



**MEDIA GUIDE**



**BUFFALO BILLS AT LOS ANGELES RAMS  
SEPTEMBER 8, 2022**



# 2022 SCHEDULE

## PRESEASON

Saturday, Aug. 13	vs. Indianapolis	WIVB	W, 27-24
Saturday, Aug. 20	vs. Denver	WIVB	W, 42-15
Friday, Aug. 26	at Carolina	WIVB	L, 0-21

Thursday, Sept. 8	at LA Rams	NBC	8:20 PM
Monday, Sept. 19	vs. Tennessee	ESPN	7:15 PM
Sunday, Sept. 25	at Miami	CBS	1 PM
Sunday, Oct. 2	at Baltimore	CBS	1 PM
Sunday, Oct. 9	vs. Pittsburgh	CBS	1 PM
Sunday, Oct. 16	at Kansas City	CBS	4:25 PM

BYE WEEK

## REGULAR SEASON

Sunday, Oct. 30	vs. Green Bay	NBC	8:20 PM
Sunday, Nov. 6	at NY Jets	CBS	1 PM
Sunday, Nov. 13	vs. Minnesota	FOX	1 PM
Sunday, Nov. 20	vs. Cleveland	CBS	1 PM
Thursday, Nov. 24	at Detroit	CBS	12:30 PM
Thursday, Dec. 1	at New England	Prime Video	8:15 PM
Sunday, Dec. 11	vs. NY Jets	CBS	1 PM
Dec. 17 or 18	vs. Miami	TBD	TBD
Saturday, Dec. 24	at Chicago	CBS	1 PM
Monday, Jan. 2	at Cincinnati	ESPN/ABC	8:30 PM
Jan. 7 or 8	vs. New England	TBD	TBD

## PLAYOFFS

AFC/NFC Wild Card Games	January 14-16
AFC/NFC Divisional Playoff Games	January 21-22
AFC and NFC Championship Games	January 29
Super Bowl LVII (Glendale, AZ)	February 12



# LEADING THE CHARGE



## BUFFALO BILLS vs. LOS ANGELES RAMS

Thursday, September 8, 2022 - SoFi Stadium - 8:20 p.m.



### TOP BILLING

- The Buffalo Bills begin their 2022 season by playing in the NFL's Thursday night opener for the first time in franchise history.
- This will be the second time the Bills are facing the defending Super Bowl champs in the season opener. The last time was on September 14, 1969 vs. the NY Jets. The Bills lost, 33-19, at War Memorial Stadium in Buffalo.
- The Bills and Rams will be meeting for the 14th time. Buffalo leads the all-time series, 8-5. The last time they faced off was on September 27, 2020 in Orchard Park. The Bills won, 35-32, on a 3-yard TD pass from Josh Allen to TE Tyler Kroft in the final seconds.
- The Bills will be making their first-ever visit to SoFi Stadium in Los Angeles. Their last first visit to a stadium occurred at Allegiant Stadium in Las Vegas on October 4, 2020. The Bills defeated the Raiders, 30-23.
- Bills QB and Firebaugh, CA native Josh Allen will be playing in his first-ever NFL game in his home state.

### BY THE NUMBERS

1

• Buffalo led the NFL in total defense (272.8) and scoring defense (17.0) in 2021 for the first time in team history.

828

• Buffalo won the AFC East Division in consecutive seasons for the third time in franchise history and the first time since 1988-1991.

34

• The Bills are tied for third in most regular season wins (34) in the NFL since 2019, Josh Allen's first full season as a starting QB.

3

• Buffalo, Kansas City and Green Bay are the only three NFL teams win 10+ games and earn a playoff berth from 2019-21.

65.3

• In 2021, the Bills limited opposing quarterbacks to a league-low 65.3 passer rating.

### TUNE IN

#### NBC

**Play-by-play:** Mike Tirico  
**Color Analyst:** Cris Collinsworth  
**Sideline Reporter:** Melissa Stark



#### WGR RADIO 550

**Play-by-play:** John Murphy  
**Color Analyst:** Eric Wood  
**Sideline Reporter:** Sal Capaccio



#### WESTWOOD ONE RADIO

**Play-by-play:** Kevin Harlan  
**Color Analyst:** Kurt Warner



Westwood One

### NEW TO THE HERD

- LB **Von Miller** (signed 6-year deal; first round pick of Denver in 2011; helped LA Rams win Super Bowl LVI)
- Offensive coordinator **Ken Dorsey** (promoted from quarterbacks coach)
- Special teams coordinator **Matthew Smiley**
- G **Rodger Saffold** (signed 1-year deal, 157 career starts)
- Veteran defensive linemen **Tim Settle**, **Jordan Phillips**, **DaQuan Jones**, and **Shaq Lawson**
- QB **Case Keenum** (trade from Cleveland)
- O-line coach **Aaron Kromer** and QBs coach **Joe Brady**

### FAMILIAR FACES

- Bills LB **Von Miller** finished the 2021 season with the Rams and helped them win Super Bowl LVI by recording 2 sacks. In fact, Miller and Charles Haley have the most sacks in Super Bowl history (4.5).
- Bills TE **Dawson Knox** and Rams CB **Jalen Ramsey** were teammates at Brentwood Academy (TN) from 2011-13.
- Bills G **Rodger Saffold** was drafted in the 2nd round by the St. Louis Rams in 2010 and played in 114 games for them.
- Bills OL coach **Aaron Kromer** spent 4 seasons (2017-20) as the Rams OL coach. His son, **Zak Kromer**, is a Rams offensive assistant.
- Bills WR coach **Chad Hall** and Rams QB **Matthew Stafford** are brothers-in-law. Stafford is married to Hall's sister, Kelly.
- Rams pass game coordinator/DB coach **Chris Shula** is the nephew of Bills senior offensive assistant **Mike Shula**.



# BILLS ROSTER

## OFFENSE

### Quarterback (2)

17 Josh Allen  
18 Case Keenum  
11 **Matt Barkley**

### Offensive Line (9)

60 Mitch Morse  
64 Greg Van Roten  
68 Bobby Hart  
71 Ryan Bates  
72 Tommy Doyle  
73 Dion Dawkins  
76 Rodger Saffold  
77 David Quessenberry  
79 Spencer Brown  
65 Ike Boettger (PUP)  
62 **Greg Mancz**  
70 **Alec Anderson**  
Ryan Van Demark

### Running Back (5)

20 Zack Moss  
25 Taiwan Jones  
26 Devin Singletary  
28 James Cook  
41 Reggie Gilliam (FB)  
22 **Duke Johnson**  
35 **Raheem Blackshear**

### Wide Receiver (6)

6 Isaiah McKenzie  
10 Khalil Shakir  
13 Gabe Davis  
14 Stefon Diggs  
15 Jake Kumerow  
80 Jamison Crowder  
5 Marquez Stevenson (IR)  
16 **Isaiah Hodgins**  
85 **Tavon Austin**  
87 **Tanner Gentry**

### Tight End (3)

85 Quintin Morris  
88 Dawson Knox  
89 Tommy Sweeney  
Zach Davidson

Red - Practice Squad

## DEFENSE

### Defensive Line (8)

50 Greg Rousseau  
55 Boogie Basham  
57 A.J. Epenesa  
90 Shaq Lawson  
91 Ed Oliver  
92 Daquan Jones  
97 Jordan Phillips  
99 Tim Settle  
56 **Mike Love**  
93 **Brandin Bryant**  
98 **C.J. Brewer**

### Linebacker (7)

9 Andre Smith (SUSP)  
40 Von Miller  
43 Terrel Bernard  
44 Tyler Matakevich  
49 Tremaine Edmunds  
53 Tyrel Dodson  
54 Baylon Spector  
58 Matt Milano  
42 **Joe Giles-Harris**

### Defensive Backs (10)

4 Jaquan Johnson  
7 Taron Johnson  
21 Jordan Poyer  
23 Micah Hyde  
24 Kaiir Elam  
27 Tre'Davious White (PUP)  
30 Dane Jackson  
31 Damar Hamlin  
33 Siran Neal  
39 Cam Lewis  
47 Christian Benford  
46 **Ja'Marcus Ingram**  
Kyler McMichael

## SPECIALISTS

2 Tyler Bass  
8 Sam Martin  
69 Reid Ferguson

## HOW THEY WERE ACQUIRED

2016 Reid Ferguson UDFA  
2017 Micah Hyde FA  
Jordan Poyer FA  
Tre'Davious White (PUP) D1  
Dion Dawkins D2b  
Matt Milano D5a  
2018 Josh Allen D1a  
Tremaine Edmunds D1b  
Taron Johnson D4  
Siran Neal D5a  
Ike Boettger (PUP) UDFA  
Isaiah McKenzie W-DEN  
2019 Mitch Morse FA  
Ed Oliver D1  
Devin Singletary D3a  
Dawson Knox D3b  
Jaquan Johnson D6  
Tommy Sweeney D7b  
Tyrel Dodson UDFA  
Ryan Bates TR-PHI  
Cam Lewis UDFA  
2020 Taiwan Jones FA  
Tyler Matakevich FA  
Stefon Diggs TR-MIN  
A.J. Epenesa D2  
Zack Moss D3  
Gabe Davis D4  
Tyler Bass D6a  
Dane Jackson D7  
Reggie Gilliam UDFA  
Andre Smith (SUSP) TR-CAR  
Jake Kumerow FA  
2021 Bobby Hart FA  
Greg Rousseau D1  
Boogie Basham D2  
Spencer Brown D3  
Tommy Doyle D5  
Marquez Stevenson (IR) D6a  
Damar Hamlin D6b  
Quintin Morris UDFA  
2022 Rodger Saffold FA  
DaQuan Jones FA  
Von Miller FA  
Tim Settle FA  
Jordan Phillips FA  
Shaq Lawson FA  
Case Keenum TR-CLE  
Jamison Crowder FA  
David Quessenberry FA  
Kaiir Elam D1  
James Cook D2  
Terrel Bernard D3  
Khalil Shakir D5  
Christian Benford D6b  
Baylon Spector D7  
Greg Van Roten FA  
Sam Martin FA

## BY DRAFT ROUND

1 Von Miller DEN 2011  
Shaq Lawson BUF 2016  
Tre'Davious White (PUP) BUF 2017  
Josh Allen BUF 2018  
Tremaine Edmunds BUF 2018  
Ed Oliver BUF 2019  
Greg Rousseau BUF 2021  
Kaiir Elam BUF 2022  
2 Rodger Saffold STL 2010  
Mitch Morse KC 2015  
Jordan Phillips MIA 2015  
Dion Dawkins BUF 2017  
A.J. Epenesa BUF 2020  
Boogie Basham BUF 2021  
James Cook BUF 2022  
3 Dawson Knox BUF 2019  
Devin Singletary BUF 2019  
Zack Moss BUF 2020  
Spencer Brown BUF 2021  
Terrel Bernard BUF 2022  
4 Taiwan Jones OAK 2011  
DaQuan Jones TEN 2014  
Jamison Crowder WAS 2015  
Taron Johnson BUF 2018  
Gabe Davis BUF 2020  
5 Micah Hyde GB 2013  
Sam Martin DET 2013  
Stefon Diggs MIN 2015  
Isaiah McKenzie DEN 2017  
Matt Milano BUF 2017  
Siran Neal BUF 2018  
Tim Settle WAS 2018  
Tommy Doyle BUF 2021  
Khalil Shakir BUF 2022  
6 David Quessenberry HOU 2013  
Jaquan Johnson BUF 2019  
Tyler Bass BUF 2020  
Damar Hamlin BUF 2021  
Marquez Stevenson (IR) BUF 2021  
Christian Benford BUF 2022  
7 Jordan Poyer PHI 2013  
Bobby Hart NYG 2015  
Tyler Matakevich PIT 2016  
Andre Smith (SUSP) CAR 2018  
Tommy Sweeney BUF 2019  
Dane Jackson BUF 2020  
Baylon Spector BUF 2022  
FA Case Keenum HOU 2012  
Greg Van Roten GB 2012  
Jake Kumerow CIN 2015  
Reid Ferguson BUF 2016  
Ike Boettger (PUP) BUF 2018  
Cam Lewis BUF 2019  
Tyrel Dodson BUF 2019  
Ryan Bates PHI 2019  
Reggie Gilliam BUF 2020  
Quintin Morris BUF 2021



# DEPTH CHART

## OFFENSE

WR	13 Gabe Davis	15 Jake Kumerow		
LT	73 Dion Dawkins	72 Tommy Doyle		
LG	76 Rodger Saffold	68 Bobby Hart		
C	60 Mitch Morse	64 Greg Van Roten		
RG	71 Ryan Bates	64 Greg Van Roten		
RT	79 Spencer Brown	77 David Quessenberry		
TE	88 Dawson Knox	85 Quintin Morris	89 Tommy Sweeney	
QB	17 Josh Allen	18 Case Keenum		
RB	26 Devin Singletary	20 Zack Moss	28 James Cook	25 Taiwan Jones
FB	41 Reggie Gilliam			
WR	6 Isaiah McKenzie	80 Jamison Crowder		
WR	14 Stefon Diggs	10 Khalil Shakir		

## DEFENSE

EDGE	50 Greg Rousseau	55 Boogie Basham		
DT	91 Ed Oliver	97 Jordan Phillips		
DT	92 Daquan Jones	99 Tim Settle		
EDGE	40 Von Miller	57 A.J. Epenesa	90 Shaq Lawson	
WLB	58 Matt Milano	54 Baylon Spector		
MLB	49 Tremaine Edmunds	53 Tyrel Dodson	44 Tyler Matakevich	
SLB	43 Terrel Bernard	53 Tyrel Dodson		
NCB	7 Taron Johnson	39 Cam Lewis		
CB	24 Kaiir Elam	47 Christian Benford		
CB	30 Dane Jackson	33 Siran Neal		
S	21 Jordan Poyer	4 Jaquan Johnson		
S	23 Micah Hyde	31 Damar Hamlin		

## SPECIALISTS

K	2 Tyler Bass	
P	8 Sam Martin	
H	8 Sam Martin	
PR	10 Khalil Shakir	80 Jamison Crowder
KOR	6 Isaiah McKenzie	28 James Cook
LS	69 Reid Ferguson	

## PRONUNCIATION GUIDE

Tavon Austin	TAY-von	Jaquan Johnson	JUH-quan	David Quessenberry	KWESS-en-berry
Tyler Bass	BASS (like the fish)	Taron Johnson	TARE-in (like Baron)	Greg Rousseau	roo-SO
Terrel Bernard	tuh-RELL	Daquan Jones	DAY-kwon	Khalil Shakir	kuh-LIL shah-KEER
Ike Boettger	BUTT-gur	Jake Kumerow	KOO-mer-oh	Marquez Stevenson	mar-KWEZ
Kaiir Elam	kai-EAR EE-lum	Marc Lubick	LOO-bick	Ryan Wendell	WHEN-dell
A.J. Epenesa	EPP-uh-NESS-uh	Tyler Matakevich	matt-UH-kev-ich		
Reggie Gilliam	GILL-ee-um	Siran Neal	suh-RAN		

## COACHING STAFF

Sean McDermott (head coach), Leslie Frazier (defensive coordinator/assistant head coach), Ken Dorsey (offensive coordinator), Matthew Smiley (special teams coordinator), Bobby Babich (linebackers), Rob Boras (fight ends), Joe Brady (quarterbacks), John Butler (defensive backs/passing game coordinator), Jaylon Finner (defensive quality control), Austin Gund (offensive quality control), Chad Hall (wide receivers), Cory Harkey (assistant special teams), Aaron Kromer (offensive line), Marc Lubick (assistant quarterbacks/game management), Jim Salgado (safeties), Mike Shula (senior offensive assistant), Kyle Shurmer (defensive quality control), Kelly Skipper (running backs), Eric Washington (senior defensive assistant/defensive line), Ryan Wendell (assistant offensive line), Marcus West (assistant defensive line), Matt Worswick (director team administration)



# ALPHABETICAL ROSTER

NO.	NAME	POS	HT	WT	DOB	EXP	COLLEGE	HOMETOWN	HOW ACQ.
17	Allen, Josh	QB	6-5	237	5/21/1996	5	Wyoming	Firebaugh, CA	D1a-18
55	Basham, Boogie	DE	6-3	274	12/16/1997	2	Wake Forest	Roanoke, VA	D2-21
2	Bass, Tyler	K	5-10	183	2/14/1997	3	Georgia Southern	Columbia, SC	D6-20
71	Bates, Ryan	G/C	6-4	302	2/14/1997	4	Penn State	Warminster, PA	TR-19 (PHI)
47	Benford, Christian	CB	6-1	205	9/21/2000	R	Villanova	Randallstown, MD	D6b-22
43	Bernard, Terrel	LB	6-1	224	5/7/1999	R	Baylor	La Porte, TX	D3-22
79	Brown, Spencer	T	6-8	311	2/28/1998	2	Northern Iowa	Lenox, IA	D3-21
28	Cook, James	RB	5-11	190	9/25/1999	R	Georgia	Miami, FL	D2-22
80	Crowder, Jamison	WR	5-9	177	6/17/1993	8	Duke	Monroe, NC	FA-22
13	Davis, Gabe	WR	6-2	210	3/1/1999	3	Central Florida	Sanford, FL	D4-20
73	Dawkins, Dion	T	6-5	320	4/26/1994	6	Temple	Rahway, NJ	D2b-17
14	Diggs, Stefan	WR	6-0	191	11/29/1993	8	Maryland	Gaithersburg, MD	TR-20 (MIN)
53	Dodson, Tyrel	LB	6-0	237	6/25/1998	3	Texas A&M	Franklin, TN	UDFA-19
72	Doyle, Tommy	T	6-8	320	5/6/1998	2	Miami (OH)	Edina, MN	D5-21
49	Edmunds, Tremaine	LB	6-5	250	5/2/1998	5	Virginia Tech	Ringgold, VA	D1b-18
24	Elam, Kaiir	CB	6-1	191	5/5/2001	R	Florida	Riviera Beach, FL	D1-22
57	Epenesa, A.J.	DE	6-6	260	9/15/1998	3	Iowa	Edwardsville, IL	D2-20
69	Ferguson, Reid	LS	6-2	235	3/24/1994	6	LSU	Buford, GA	FA-16
41	Gilliam, Reggie	FB	6-0	244	8/20/1997	3	Toledo	Galloway, OH	UDFA-20
31	Hamlin, Damar	S	6-0	200	3/24/1998	2	Pittsburgh	McKees Rock, PA	D6b-21
68	Hart, Bobby	T/G	6-5	310	8/21/1994	8	Florida State	Fort Lauderdale, FL	FA-21
23	Hyde, Micah	S	6-0	197	12/31/1990	10	Iowa	Fostoria, OH	FA-17
30	Jackson, Dane	CB	5-11	180	11/29/1996	3	Pittsburgh	Coraopolis, PA	D7-20
4	Johnson, Jaquan	S	5-10	191	11/6/1995	4	Miami	Miami, FL	D6-19
7	Johnson, Taron	CB	5-11	192	7/27/1996	5	Weber State	Sacramento, CA	D4-18
92	Jones, DaQuan	DT	6-4	320	12/27/1991	9	Penn State	Johnson City, NY	FA-22
25	Jones, Taiwan	RB	6-0	195	7/26/1988	12	Eastern Washington	Antioch, CA	FA-20
18	Keenum, Case	QB	6-1	215	2/17/1988	10	Houston	Brownwood, TX	TR-22 (CLE)
88	Knox, Dawson	TE	6-4	254	11/14/1996	4	Mississippi	Brentwood, TN	D3b-19
15	Kumerow, Jake	WR	6-4	209	2/17/1992	5	Wisconsin-Whitewater	South Elgin, IL	FA-20
90	Lawson, Shaq	DE	6-3	265	6/17/1994	7	Clemson	Central, SC	FA-22
39	Lewis, Cam	CB	5-9	183	4/13/1997	3	Buffalo	Buffalo, MI	UDFA-19
8	Martin, Sam	P	6-1	211	2/27/1990	10	Appalachian State	Fayetteville, GA	FA-22
44	Matakevich, Tyler	LB	6-1	235	12/22/1992	7	Temple	East Haven, CT	FA-20
6	McKenzie, Isaiah	WR	5-8	173	4/9/1995	6	Georgia	Miami, FL	W-18 (DEN)
58	Milano, Matt	LB	6-0	223	7/28/1994	6	Boston College	Orlando, FL	D5a-17
40	Miller, Von	LB	6-3	250	3/26/1989	12	Texas A&M	Desoto, TX	FA-22
85	Morris, Quintin	TE	6-2	252	1/21/1999	1	Bowling Green	Richmond, TX	UDFA-21
60	Morse, Mitch	C	6-6	305	4/21/1992	8	Missouri	Austin, TX	FA-19
20	Moss, Zack	RB	5-9	205	12/15/1997	3	Utah	Hallandale, FL	D3-20
33	Neal, Siran	CB	6-0	206	8/4/1994	5	Jacksonville State	Eufaula, AL	D5a-18
91	Oliver, Ed	DT	6-1	287	12/12/1997	4	Houston	Houston, TX	D1-19
97	Phillips, Jordan	DT	6-6	341	9/21/1992	8	Oklahoma	Towanda, KS	FA-22
21	Poyer, Jordan	S	6-0	191	4/25/1991	10	Oregon State	Astoria, OR	FA-17
77	Quessenberry, David	T/G	6-5	310	8/24/1990	5	Wake Forest	Waldorf, MD	FA-22
50	Rousseau, Greg	DE	6-6	266	4/5/2000	2	Miami	Hialeah, FL	D1-21
76	Saffold, Rodger	G	6-5	325	6/6/1988	13	Indiana	Bedford, OH	FA-22
99	Settle, Tim	DT	6-3	313	7/11/1997	5	Virginia Tech	Manassas, VA	FA-22
10	Shakir, Khalil	WR	6-0	190	2/3/2000	R	Boise State	Murrieta, CA	D5-22
26	Singletary, Devin	RB	5-7	203	9/3/1997	4	Florida Atlantic	Deerfield Beach, FL	D3a-19
54	Spector, Baylon	LB	6-0	233	10/20/1998	R	Clemson	Calhoun, GA	D7-22
89	Sweeney, Tammy	TE	6-5	251	7/1/1995	4	Boston College	Ramsey, NJ	D7-19
64	Van Roten, Greg	C/G	6-3	305	2/26/1990	8	Pennsylvania	Mineola, NY	FA-22
<b>RESERVE/PUP</b>									
65	Boettger, Ike	G	6-6	313	10/5/1994	5	Iowa	Cedar Falls, IA	W-18 (KC)
27	White, Tre'Davious	CB	5-11	192	1/16/1995	6	LSU	Shreveport, LA	D1-17
<b>INJURED RESERVE</b>									
5	Stevenson, Marquez	WR	5-10	180	3/26/1998	R	Houston	Shreveport, LA	D6a-21
<b>RESERVE/SUSPENDED</b>									
9	Smith, Andre	LB	6-0	240	4/20/1997	5	North Carolina	Jacksonville, FL	TR-20 (CAR)
<b>PRACTICE SQUAD</b>									
70	Anderson, Alec	T	6-5	305	10/3/1999	R	UCLA	Fontana, CA	UDFA-22
86	Austin, Tavon	WR	5-8	185	3/15/1990	10	West Virginia	Baltimore, MD	FA-22
11	Barkley, Matt	QB	6-2	234	9/8/1990	10	USC	Santa Ana, CA	FA-22
35	Blackshear, Raheem	RB	5-9	190	6/5/1999	R	Virginia Tech	Philadelphia, PA	UDFA-22
98	Brewer, C.J.	DT	6-2	290	11/22/1997	R	Coastal Carolina	Bowdon, GA	UDFA-22
93	Bryant, Brandin	DT	6-4	310	9/16/1993	1	Florida Atlantic	Omaha, NE	FA-20
	Davidson, Zach	TE	6-7	251	7/15/1998	1	Central Missouri	Webb City, MO	FA-22
87	Gentry, Tanner	WR	6-2	209	12/18/1994	1	Wyoming	Aurora, CO	FA-20
42	Giles-Harris, Joe	LB	6-2	240	4/1/1997	2	Duke	Montvale, NJ	FA-21
16	Hodgins, Isaiah	WR	6-3	201	10/21/1998	2	Oregon State	Walnut Creek, CA	D6-20
46	Ingram, Ja'Marcus	CB	6-2	190	9/2/1997	R	Buffalo	Dallas, TX	UDFA-22
22	Johnson, Duke	RB	5-9	210	9/23/1993	8	Miami	Miami, FL	FA-22
56	Love, Mike	DE	6-3	255	1/22/1994	2	South Florida	Clearwater, FL	UDFA-18
62	Mancz, Greg	C/G	6-4	302	4/23/1992	7	Toledo	Cincinnati, OH	FA-22
	McMichael, Kyler	CB	6-0	202	3/22/2000	R	North Carolina	Norcross, GA	FA-22
	Van Demark, Ryan	T	6-6	307	3/22/1998	R	Connecticut	Wayne, NJ	FA-22



# NUMERICAL ROSTER

NO.	NAME	POS	HT	WT	AGE	EXP	COLLEGE	HOMETOWN	HOW ACQ.
2	Tyler Bass	K	5-10	183	25	3	Georgia Southern	Columbia, SC	D6-20
4	Jaquan Johnson	S	5-10	191	26	4	Miami	Miami, FL	D6-19
6	Isaiah McKenzie	WR	5-8	173	27	6	Georgia	Miami, FL	W-18 (DEN)
7	Taron Johnson	CB	5-11	192	26	5	Weber State	Sacramento, CA	D4-18
8	Sam Martin	P	6-1	211	32	10	Appalachian State	Fayetteville, GA	FA-22
10	Khalil Shakir	WR	6-0	190	22	R	Boise State	Murrieta, CA	D5-22
13	Gabe Davis	WR	6-2	210	23	3	Central Florida	Sanford, FL	D4-20
14	Stefon Diggs	WR	6-0	191	28	8	Maryland	Gaithersburg, MD	TR-20 (MIN)
15	Jake Kumerow	WR	6-4	209	30	5	Wisconsin-Whitewater	South Elgin, IL	FA-20
17	Josh Allen	QB	6-5	237	26	5	Wyoming	Firebaugh, CA	D1a-18
18	Case Keenum	QB	6-1	215	34	10	Houston	Brownwood, TX	TR-22 (CLE)
20	Zack Moss	RB	5-9	205	24	3	Utah	Hallandale, FL	D3-20
21	Jordan Poyer	S	6-0	191	31	10	Oregon State	Astoria, OR	FA-17
23	Micah Hyde	S	6-0	197	31	10	Iowa	Fostoria, OH	FA-17
24	Kaiir Elam	CB	6-1	191	21	R	Florida	Riviera Beach, FL	D1-22
25	Taiwan Jones	RB	6-0	195	34	12	Eastern Washington	Antioch, CA	FA-20
26	Devin Singletary	RB	5-7	203	24	4	Florida Atlantic	Deerfield Beach, FL	D3a-19
28	James Cook	RB	5-11	190	22	R	Georgia	Miami, FL	D2-22
30	Dane Jackson	CB	5-11	180	25	3	Pittsburgh	Coraopolis, PA	D7-20
31	Damar Hamlin	S	6-0	200	24	2	Pittsburgh	McKees Rocks, PA	D6-21
33	Siran Neal	CB	6-0	206	28	5	Jacksonville State	Eufaula, AL	D5a-18
39	Cam Lewis	CB	5-9	183	25	3	Buffalo	Detroit, MI	UDFA-19
40	Von Miller	LB	6-3	250	33	12	Texas A&M	Desoto, TX	FA-22
41	Reggie Gilliam	FB	6-0	244	25	3	Toledo	Galloway, OH	UDFA-20
43	Terrel Bernard	LB	6-1	224	23	R	Baylor	La Porte, TX	D3-22
44	Tyler Matakevich	LB	6-1	235	29	7	Temple	East Haven, CT	FA-20
47	Christian Benford	CB	6-1	205	21	R	Villanova	Randallstown, MD	D6b-22
49	Tremaine Edmunds	LB	6-5	250	24	5	Virginia Tech	Ringgold, VA	D1b-18
50	Greg Rousseau	DE	6-6	266	22	2	Miami	Hialeah, FL	D1-21
53	Tyrel Dodson	LB	6-0	237	24	3	Texas A&M	Franklin, TN	UDFA-19
54	Baylon Spector	LB	6-0	233	23	R	Clemson	Calhoun, GA	D7-22
55	Boogie Basham	DE	6-3	274	24	2	Wake Forest	Roanoke, VA	D2-21
57	A.J. Epenesa	DE	6-6	260	23	3	Iowa	Edwardsville, IL	D2-20
58	Matt Milano	LB	6-0	223	28	6	Boston College	Orlando, FL	D5a-17
60	Mitch Morse	C	6-6	305	30	8	Missouri	Austin, TX	FA-19
64	Greg Van Roten	C/G	6-3	305	32	8	Pennsylvania	Mineola, NY	FA-22
68	Bobby Hart	T/G	6-5	310	28	8	Florida State	Fort Lauderdale, FL	FA-21
69	Reid Ferguson	LS	6-2	235	28	6	LSU	Buford, GA	FA-16
71	Ryan Bates	G/C	6-4	302	25	4	Penn State	Warminster, PA	TR-19 (PHI)
72	Tommy Doyle	T	6-8	320	24	2	Miami (OH)	Edina, MN	D5-21
73	Dion Dawkins	T	6-5	320	28	6	Temple	Rahway, NJ	D2b-17
76	Rodger Saffold	G	6-5	325	34	13	Indiana	Bedford, OH	FA-22
77	David Quessenberry	T/G	6-5	310	32	4	San Jose State	Carlsbad, CA	FA-22
79	Spencer Brown	T	6-8	311	24	2	Northern Iowa	Lenox, IA	D3-21
80	Jamison Crowder	WR	5-9	177	29	8	Duke	Monroe, NC	FA-22
85	Quintin Morris	TE	6-2	243	23	1	Bowling Green	Fort Bend County, TX	UDFA-21
88	Dawson Knox	TE	6-4	254	25	4	Mississippi	Brentwood, TN	D3b-19
89	Tommy Sweeney	TE	6-5	251	27	4	Boston College	Ramsey, NJ	D7b-19
90	Shaq Lawson	DE	6-3	265	28	7	Clemson	Central, SC	FA-22
91	Ed Oliver	DT	6-1	287	24	4	Houston	Houston, TX	D1-19
92	DaQuan Jones	DT	6-4	320	30	9	Penn State	Johnson City, NY	FA-22
97	Jordan Phillips	DT	6-6	341	29	8	Oklahoma	Towanda, KS	FA-22
99	Tim Settle	DT	6-3	313	25	5	Virginia Tech	Manassas, VA	FA-22
<b>RESERVE/PUP</b>									
27	Tre'Davious White	CB	5-11	192	27	6	LSU	Shreveport, LA	D1-17
65	Ike Boettger	G	6-6	313	27	5	Iowa	Cedar Falls, IA	W-18 (KC)
<b>INJURED RESERVE</b>									
5	Marquez Stevenson	WR	5-10	180	24	2	Houston	Shreveport, LA	D6-21
<b>RESERVE/SUSPENDED</b>									
9	Andre Smith	LB	6-0	240	25	5	North Carolina	Jacksonville, FL	TR-20 (CAR)
<b>PRACTICE SQUAD</b>									
11	Matt Barkley	QB	6-2	234	31	10	USC	Santa Ana, CA	FA-22
16	Isaiah Hodgins	WR	6-3	201	23	2	Oregon State	Walnut Creek, CA	D6-20
22	Duke Johnson	RB	5-9	210	28	8	Miami	Miami, FL	FA-22
35	Raheem Blackshear	RB	5-9	190	23	R	Virginia Tech	Philadelphia, PA	UDFA-22
42	Joe Giles-Harris	LB	6-2	234	25	2	Duke	Montvale, NJ	FA-21
46	Ja'Marcus Ingram	CB	6-2	190	24	R	Buffalo	Dallas, TX	UDFA-22
56	Mike Love	DE	6-3	255	28	2	South Florida	Clearwater, FL	UDFA-18
62	Greg Mancz	C/G	6-4	302	30	7	Toledo	Cincinnati, OH	FA-22
70	Alec Anderson	T	6-5	305	22	R	UCLA	Fontana, CA	UDFA-22
86	Tavon Austin	WR	5-8	185	32	10	West Virginia	Baltimore, MD	FA-22
87	Tanner Gentry	WR	6-2	209	27	1	Wyoming	Aurora, CO	FA-20
93	Brandin Bryant	DT	6-4	310	28	1	Florida Atlantic	Omaha, NE	FA-20
98	C.J. Brewer	DT	6-2	290	24	R	Coastal Carolina	Bowdon, GA	UDFA-22
	Kyler McMichael	CB	6-0	202	22	R	North Carolina	Norcross, GA	FA-22
	Ryan Van Demark	T	6-6	307	24	R	Connecticut	Wayne, NJ	FA-22
	Zach Davidson	TE	6-7	251	24	1	Central Missouri	Webb City, MO	FA-22



# 2022 PERSONNEL MOVES

- **January 24** - Signed to reserve/future contract: DT Brandin Bryant, OL Jacob Capra, WR Tanner Gentry, LB Joe Giles-Harris, CB Tim Harris, WR Isaiah Hodgins, DE Mike Love, CB Nick McCloud, TE Quintin Morris, S Josh Thomas.
- **January 25** - Signed CB Olaijah Griffin to a reserve/future contract.
- **February 1** - Named Ken Dorsey as offensive coordinator.
- **February 7** - Signed DT Eli Ankou to a reserve/future contract.
- **February 9** - Named Matthew Smiley as special teams coordinator.
- **February 10** - Signed LB Tyrel Dodson to a one-year contract.
- **February 23** - Signed CB Siran Neal to a three-year contract.
- **March 8** - Released LB A.J. Klein.
- **March 9** - Released OL Jon Feliciano.
- **March 10** - Signed WR Jake Kumerow to a one-year contract.
- **March 13** - Signed WR Isaiah McKenzie to a two-year contract.
- **March 14** - Released OL Daryl Williams. Signed C Mitch Morse to a two-year contract extension. Signed OL Rodger Saffold to a one-year contract.
- **March 16** - Signed DT DaQuan Jones to a two-year contract, signed TE O.J. Howard to a one-year contract and signed LB Von Miller to a six-year contract.
- **March 17** - Released WR Cole Beasley. Signed DT Tim Settle to a two-year contract and DT Jordan Phillips to a one-year contract.
- **March 18** - Released DT Star Lotulelei. Signed LB Marquel Lee and DE Shaq Lawson to one-year contracts.
- **March 20** - Acquired QB Case Keenum via trade with Cleveland in exchange for Buffalo's 2022 seventh round pick.
- **March 21** - Signed QB Matt Barkley and OL Greg Mancz to one-year contracts.
- **March 22** - Signed WR Jamison Crowder and RB Duke Johnson to one-year contracts.
- **March 28** - Signed OL Ike Boettger to a one-year contract.
- **April 4** - Signed OL Ryan Bates to a four-year contract and RB Taiwan Jones to a one-year contract.
- **April 7** - Signed WR Stefon Diggs to a four-year extension.
- **April 11** - Signed OL Bobby Hart to a one-year contract.
- **April 21** - Signed OL David Quessenberry to a one-year contract.
- **April 28** - Selected CB Kaair Elam in the first round of the NFL Draft.
- **April 29** - Selected RB James Cook in the second round and LB Terrel Bernard in the third round of the NFL Draft.
- **April 30** - Selected WR Khalil Shakir in the fifth round, P Matt Araiza, CB Christian Benford and OL Luke Tenuta in the sixth round and LB Baylon Spector in the seventh round of the NFL Draft.
- **May 12** - Signed T Alec Anderson, RB Raheem Blackshear, CB Travon Fuller, DE Kingsley Jonathan, G Derek Kersetter, T Tanner Owen, WR Neil Pau'u, WR Malik Williams and TE Jalen Wydermyer.
- **May 16** - Signed DT C.J. Brewer, DT Prince Emili, CB Ja'Marcus Ingram, DE Daniel Joseph, T Will Ulmer.
- **May 29** - Signed WR Tavon Austin to a one-year contract. Released WR Malik Williams.
- **June 8** - Released T Will Ulmer.
- **June 13** - Signed OL Greg Van Roten to a one-year contract.
- **July 25** - Signed G Jordan Simmons to a one-year contract.
- **July 30** - Signed CB Jordan Miller to a one-year contract. CB Travon Fuller was waived/left squad.
- **August 7** - Signed FB Reggie Gilliam to a two-year contract extension through 2024.
- **August 14** - Released CB Olaijah Griffin, G Derek Kersetter, G Jordan Simmons, TE Jalen Wydermyer.
- **August 16** - Released CB Tim Harris and LB Marquel Lee.
- **August 22** - Released WR Tavon Austin and P Matt Haack ... Traded G Cody Ford to Arizona for a 5th round draft pick in 2023.
- **August 23** - Placed G Ike Boettger on the Reserve/PUP list.
- **August 27** - Released P Matt Araiza.





# 2022 PERSONNEL MOVES

- **August 29** - Released OL Jacob Capra, OL Tanner Owen, WR Neil Pau'u, DE Daniel Joseph, DB Jordan Miller and DB Josh Thomas.
- **August 30** - Released QB Matt Barkley, OL Greg Mancz, OL Luke Tenuta, OL Alec Anderson, RB Raheem Blackshear, RB Duke Johnson, WR Tanner Gentry, WR Isaiah Hodgins, TE O.J. Howard, DE Mike Love, DE Kingsley Jonathan, DT Brandin Bryant, DT Prince Emili, DT C.J. Brewer, LB Joe Giles-Harris, DB Nick McCloud, DB Ja'Marcus Ingram ... Released DT Eli Ankou with an injury settlement ... Placed CB Tre'Davious White on the Reserve/PUP list ... Placed LB Andre Smith on Reserve/Suspended list.
- **August 31** - Signed P Sam Martin to a one-year contract ... Placed WR Marquez Stevenson on the Injured Reserve list ... Signed QB Matt Barkley, OL Greg Mancz, OL Alec Anderson, RB Raheem Blackshear, RB Duke Johnson, WR Tavon Austin, WR Tanner Gentry, WR Isaiah Hodgins, DE Mike Love, DT Brandin Bryant, DT C.J. Brewer, LB Joe Giles-Harris and DB Ja'Marcus Ingram to the practice squad.
- **September 1** - Signed TE Zach Davidson, CB Kyler McMichael and T Ryan Van Demark to the practice squad.



# CONTRACT STATUS

	NAME	2022	2023	2024	2025	2026	2027	2028	CONTRACT DETAILS
QB	Josh Allen								Signed 6-year contract extension in 2021 (thru 2028)
	Case Keenum		UFA						Signed 3-year contract with CLE in 2020
	James Cook					UFA			Signed 4-year rookie contract in 2022
RB	Reggie Gilliam (FB)				UFA				Signed 2-year contract extension in 2022
	Taiwan Jones		UFA						Signed 1-year contract as UFA in 2022
	Zack Moss			UFA					Signed 4-year rookie contract in 2020
	Devin Singletary		UFA						Signed 4-year rookie contract in 2019
WR	Jamison Crowder		UFA						Signed 1-year contract as UFA in 2022
	Gabriel Davis			UFA					Signed 4-year rookie contract in 2020
	Stefon Diggs							UFA	Signed 4-year contract extension in 2022
	Jake Kumerow		UFA						Signed 1-year contract in 2022
	Isaiah McKenzie			UFA					Signed 2-year contract extension in 2022
	Khalil Shakir						UFA		Signed 4-year rookie contract in 2022
	Marquez Stevenson(IR)				UFA				Signed 4-year rookie contract in 2021
TE	Dawson Knox		UFA						Signed 4-year rookie contract in 2019
	Quintin Morris			ERFA					Signed 2-year contract in 2022
	Tommy Sweeney		UFA						Signed 4-year rookie contract in 2019
OFFENSIVE LINE	Ryan Bates					UFA			Matched 4-year contract by CHI as RFA in 2022
	Ike Boettger (PUP)		UFA						Signed 1-year contract in 2022
	Spencer Brown				UFA				Signed 4-year rookie contract in 2021
	Dion Dawkins				UFA				Signed 4-year contract extension in 2020
	Tommy Doyle				UFA				Signed 4-year rookie contract in 2021
	Bobby Hart		UFA						Signed 1-year contract in 2022
	Mitch Morse				UFA				Signed 2-year contract extension in 2022
	Rodger Saffold		UFA						Signed 1-year contract in 2022
	David Quessenberry		UFA						Signed 1-year contract in 2022
	Greg Van Roten		UFA						Signed 1-year contract in 2022
D-LINE	Boogie Basham				UFA				Signed 4-year rookie contract in 2021
	A.J. Epenesa			UFA					Signed 4-year rookie contract in 2020
	Daquan Jones			UFA					Signed 2-year contract as UFA in 2022
	Shaq Lawson		UFA						Signed 1-year contract in 2022
	Ed Oliver			UFA					Signed 4-year rookie contract in 2019 (has 5th yr. opt)
	Jordan Phillips		UFA						Signed 1-year contract in 2022
	Greg Rousseau				5YO				Signed 4-year rookie contract in 2021
	Tim Settle			UFA					Signed 2-year contract as UFA in 2022
LB	Terrel Bernard					UFA			Signed 4-year rookie contract in 2022
	Tyrel Dodson		RFA						Signed 1-year contract in 2022
	Tremaine Edmunds		UFA						Signed 4-year rookie contract in 2018 (has 5th yr. opt)
	Tyler Matakevich		UFA						Signed 1-year contract extension in 2021
	Matt Milano				UFA				Signed 4-year contract extension in 2021
	Von Miller							UFA	Signed 6-year contract as UFA in 2022
	Andre Smith (SUSP)		UFA						Signed 2-year contract extension in 2021
DEFENSIVE BACKS	Baylon Spector					UFA			Signed 4-year rookie contract in 2022
	Christian Benford					UFA			Signed 4-year rookie contract in 2022
	Kaiir Elam					5YO			Signed 4-year rookie contract in 2022
	Damar Hamlin				UFA				Signed 4-year rookie contract in 2021
	Micah Hyde			UFA					Signed 2-year contract extension in 2021
	Dane Jackson		RFA						Signed 2-year reserve/future contract in 2021
	Jaquan Johnson		UFA						Signed 4-year rookie contract in 2019
	Taron Johnson				UFA				Signed 3-year contract extension in 2021
	Cam Lewis		RFA						Signed 2-year contract in 2021
	Siran Neal				UFA				Signed 3-year contract extension in 2022
ST	Jordan Poyer		UFA						Signed 2-year contract extension in 2020
	Tre'Davious White (PUP)					UFA			Signed 4-year contract extension in 2020
	Tyler Bass			UFA					Signed 4-year rookie contract in 2020
	Reid Ferguson				UFA				Signed 3-year contract extension in 2021
	Sam Martin		UFA						Signed 1-year contract in 2022

\* Please note that free agent status is subject to change during the course of the season.



# 2021 STATISTICS

RUSHING	NO.	YDS	AVG	LG	TD
D.Singletary	188	870	4.6	46†	7
J.Allen	122	763	6.3	34	6
Z.Moss	96	345	3.6	17	4
M.Breida	26	125	4.8	28	1
I.McKenzie	9	47	5.2	10	1
E.Sanders	2	31	15.5	24	0
M.Trubisky	13	24	1.8	22	1
D.Knox	0	4	0.0	4	0
R.Gilliam	3	3	1.0	2	0
D.Webb	2	-3	-1.5	-1	0
<b>BILLS</b>	<b>461</b>	<b>2209</b>	<b>4.8</b>	<b>46†</b>	<b>20</b>
<b>OPPONENTS</b>	<b>442</b>	<b>1866</b>	<b>4.2</b>	<b>76†</b>	<b>19</b>

RECEIVING	NO.	YDS	AVG	LG	TD
S.Diggs	103	1225	11.9	61	10
C.Beasley	82	693	8.5	29†	1
D.Knox	49	587	12.0	53†	9
E.Sanders	42	626	14.9	41	4
D.Singletary	40	228	5.7	19	1
G.Davis	35	549	15.7	49	6
Z.Moss	23	197	8.6	24	1
I.McKenzie	20	178	8.9	28	1
T.Sweeney	9	44	4.9	13	1
M.Breida	7	72	10.3	23†	2
R.Gilliam	3	23	7.7	8	0
J.Kumerow	2	28	14.0	15	0
<b>BILLS</b>	<b>415</b>	<b>4450</b>	<b>10.7</b>	<b>61</b>	<b>36</b>
<b>OPPONENTS</b>	<b>297</b>	<b>3047</b>	<b>10.3</b>	<b>73†</b>	<b>12</b>

SCORING	Q1	Q2	Q3	Q4	OT	PTS
<b>BILLS</b>	102	123	107	151	0	<b>483</b>
<b>OPPONENTS</b>	37	115	37	94	6	<b>289</b>

PASSING	ATT	CMP	YDS	CMP%	YDS/ATT	TD	TD%	INT	INT%	LG	SACK	LOST	RAT
J.Allen	646	409	4407	63.3%	6.8	36	5.6%	15	2.3%	61	26/	164	92.2
M.Trubisky	8	6	43	75.0%	5.4	0	0.0%	1	12.5%	15	0/	0	47.4
C.Beasley	1	0	0	0.0%	0.0	0	0.0%	0	0.0%	0	0/	0	39.6
<b>BILLS</b>	<b>655</b>	<b>415</b>	<b>4450</b>	<b>63.4%</b>	<b>6.8</b>	<b>36</b>	<b>5.5%</b>	<b>16</b>	<b>2.4%</b>	<b>61</b>	<b>27/</b>	<b>166</b>	<b>91.3</b>
<b>OPPONENTS</b>	<b>530</b>	<b>297</b>	<b>3047</b>	<b>56.0%</b>	<b>5.8</b>	<b>12</b>	<b>2.3%</b>	<b>19</b>	<b>3.6%</b>	<b>73†</b>	<b>42/</b>	<b>276</b>	<b>65.4</b>

TEAM STATS	BILLS	OPP
<b>Total First Downs</b>	<b>398</b>	<b>285</b>
Rushing	134	108
Passing	236	138
Penalty	28	39
<b>3rd Down: Made/Att</b>	<b>103/222</b>	<b>66/214</b>
<b>3rd Down Pct.</b>	<b>46.4%</b>	<b>30.8%</b>
4th Down: Made/Att	11/22	16/35
4th Down Pct.	50.0%	45.7%
<b>Possession Avg.</b>	<b>31:34</b>	<b>28:26</b>
<b>Total Net Yards</b>	<b>6493</b>	<b>4637</b>
Avg. Per Game	381.9	272.8
Total Plays	1143	1014
Avg. Per Play	5.7	4.6
<b>Net Yards Rushing</b>	<b>2209</b>	<b>1866</b>
Avg. Per Game	129.9	109.8
Total Rushes	461	442
<b>Net Yards Passing</b>	<b>4284</b>	<b>2771</b>
Avg. Per Game	252.0	163.0
Sacked/Yards Lost	27/166	42/276
Gross Yards	4450	3047
Attempts/Completions	655/415	530/297
Completion Pct.	63.4%	56.0%
Had Intercepted	16	19
<b>Punts/Average</b>	<b>53/42.1</b>	<b>75/45.3</b>
<b>Net Punting Avg.</b>	<b>37.6</b>	<b>39.7</b>
<b>Penalties/Yards</b>	<b>113/980</b>	<b>102/844</b>
<b>Fumbles/Ball Lost</b>	<b>24/6</b>	<b>23/11</b>
<b>Touchdowns</b>	<b>57</b>	<b>32</b>
Rushing	20	19
Passing	36	12
Returns	1	1



# 2021 PLAYOFF STATISTICS

RUSHING	NO.	YDS	AVG	LG	TD
J.Allen	17	134	7.9	26	0
D.Singletary	26	107	4.1	16f	3
I.McKenzie	6	44	7.3	15	0
Z.Moss	1	0	0.0	0	0
M.Trubisky	3	-2	-0.7	0	0
<b>BILLS</b>	<b>53</b>	<b>283</b>	<b>5.3</b>	<b>26</b>	<b>3</b>
<b>OPPONENTS</b>	<b>47</b>	<b>271</b>	<b>5.8</b>	<b>34</b>	<b>2</b>

RECEIVING	NO.	YDS	AVG	LG	TD
G.Davis	10	242	24.2	75f	5
D.Knox	7	98	14.0	38	2
C.Beasley	7	79	11.3	24	0
D.Singletary	7	38	5.4	15	0
S.Diggs	6	67	11.2	45	0
I.McKenzie	4	48	12.0	19	0
E.Sanders	3	52	17.3	34f	1
R.Gilliam	3	12	4.0	7	0
T.Doyle	1	1	1.0	1f	1
<b>BILLS</b>	<b>48</b>	<b>637</b>	<b>13.3</b>	<b>75f</b>	<b>9</b>
<b>OPPONENTS</b>	<b>57</b>	<b>610</b>	<b>10.7</b>	<b>64f</b>	<b>5</b>

SCORING	Q1	Q2	Q3	Q4	OT	PTS
<b>BILLS</b>	21	20	13	29	0	<b>83</b>
<b>OPPONENTS</b>	7	10	16	20	6	<b>59</b>

TEAM STATS	BILLS	OPP
<b>Total First Downs</b>	<b>52</b>	<b>50</b>
Rushing	23	12
Passing	27	34
Penalty	2	4
<b>3rd Down: Made/Att</b>	<b>12/21</b>	<b>15/27</b>
<b>3rd Down Pct.</b>	<b>57.1%</b>	<b>55.6%</b>
4th Down: Made/Att	4/4	5/5
4th Down Pct.	100.0%	100.0%
<b>Possession Avg.</b>	<b>28:30</b>	<b>31:30</b>
<b>Total Net Yards</b>	<b>904</b>	<b>857</b>
Avg. Per Game	452.0	428.5
Total Plays	117	134
Avg. Per Play	7.7	6.4
<b>Net Yards Rushing</b>	<b>283</b>	<b>271</b>
Avg. Per Game	141.5	135.5
Total Rushes	53	47
<b>Net Yards Passing</b>	<b>621</b>	<b>586</b>
Avg. Per Game	310.5	293.0
Sacked/Yards Lost	2/16	5/24
Gross Yards	637	610
Attempts/Completions	62/48	82/57
Completion Pct.	77.4%	69.5%
Had Intercepted	0	2
<b>Punts/Average</b>	<b>4/43.8</b>	<b>5/46.0</b>
<b>Net Punting Avg.</b>	<b>28.8</b>	<b>35.2</b>
<b>Penalties/Yards</b>	<b>6/62</b>	<b>6/44</b>
<b>Fumbles/Ball Lost</b>	<b>1/0</b>	<b>1/0</b>
<b>Touchdowns</b>	<b>12</b>	<b>7</b>
Rushing	3	2
Passing	9	5
Returns	0	0

PASSING	ATT	CMP	YDS	CMP%	YDS/ATT	TD	TD%	INT	INT%	LG	SACK	LOST	RAT
J.Allen	62	48	637	77.4%	10.3	9	14.5%	0	0.0%	75f	2/	16	149.0
<b>BILLS</b>	<b>62</b>	<b>48</b>	<b>637</b>	<b>77.4%</b>	<b>10.3</b>	<b>9</b>	<b>14.5%</b>	<b>0</b>	<b>0.0%</b>	<b>75f</b>	<b>2/</b>	<b>16</b>	<b>149.0</b>
<b>OPPONENTS</b>	<b>82</b>	<b>57</b>	<b>610</b>	<b>69.5%</b>	<b>7.4</b>	<b>5</b>	<b>6.1%</b>	<b>2</b>	<b>2.4%</b>	<b>64f</b>	<b>5/</b>	<b>24</b>	<b>101.2</b>



# 2021 RAMS STATISTICS

RUSHING	NO.	YDS	AVG	LG	TD
S.Michel	208	845	4.1	39	4
D.Henderson	149	688	4.6	29	5
R.Woods	8	46	5.8	16†	1
M.Stafford	32	43	1.3	12	0
V.Jefferson	2	20	10.0	10	0
C.Kupp	4	18	4.5	18	0
B.Howell	5	11	2.2	4	0
M.Sargent	2	5	2.5	3	0
J.Funk	2	5	2.5	6	0
C.Akers	5	3	0.6	2	0
J.Hekker	1	0	0.0	0	0
J.Wolford	2	-1	-0.5	0	0
<b>Team</b>	<b>420</b>	<b>1683</b>	<b>4.0</b>	<b>39</b>	<b>10</b>
<b>OPPONENTS</b>	<b>443</b>	<b>1754</b>	<b>4.0</b>	<b>54</b>	<b>18</b>

RECEIVING	NO.	YDS	AVG	LG	TD
C.Kupp	145	1947	13.4	59	16
T.Higbee	61	560	9.2	37	5
V.Jefferson	50	802	16.0	79†	6
R.Woods	45	556	12.4	28	4
D.Henderson	29	176	6.1	25†	3
O.Beckham	27	305	11.3	54†	5
S.Michel	21	128	6.1	24	1
B.Skowronek	11	133	12.1	35	0
D.Jackson	8	221	27.6	75†	1
K.Blanton	4	37	9.3	23	0
C.Akers	3	10	3.3	6	0
J.Mundt	1	9	9.0	9	0
B.Hopkins	1	9	9.0	9	0
<b>Team</b>	<b>406</b>	<b>4893</b>	<b>12.1</b>	<b>79†</b>	<b>41</b>
<b>OPPONENTS</b>	<b>416</b>	<b>4476</b>	<b>10.8</b>	<b>63†</b>	<b>17</b>

SCORING	Q1	Q2	Q3	Q4	OT	PTS
<b>RAMS</b>	63	155	113	129	0	<b>460</b>
<b>OPPONENTS</b>	51	123	91	104	3	<b>372</b>

PASSING	ATT	CMP	YDS	CMP%	YDS/ATT	TD	TD%	INT	INT%	LG	SACK	LOST	RAT
M.Stafford	601	404	4886	67.2%	8.1	41	6.8%	17	2.8%	79†	30/	243	102.9
J.Wolford	4	1	5	25.0%	1.2	0	0.0%	1	25.0%	5	1/	8	0.0
J.Hekker	1	1	2	100.0%	2.0	0	0	0	0.0%	2	0/	0	79.2
C.Kupp	1	0	0	0.0%	0.0	0	0.0%	0	0.0%	0	0/	0	39.6
<b>Team</b>	<b>607</b>	<b>406</b>	<b>4893</b>	<b>66.9%</b>	<b>8.1</b>	<b>41</b>	<b>6.8%</b>	<b>18</b>	<b>3.0%</b>	<b>79†</b>	<b>31/</b>	<b>251</b>	<b>101.6</b>
<b>OPPONENTS</b>	<b>625</b>	<b>416</b>	<b>4476</b>	<b>66.6%</b>	<b>7.2</b>	<b>17</b>	<b>2.7%</b>	<b>19</b>	<b>3.0%</b>	<b>63†</b>	<b>50/</b>	<b>367</b>	<b>83.8</b>

TEAM STATS	RAMS	OPP
<b>Total First Downs</b>	<b>355</b>	<b>347</b>
Rushing	99	111
Passing	233	214
Penalty	23	22
<b>3rd Down: Made/Att</b>	<b>90/205</b>	<b>92/223</b>
<b>3rd Down Pct.</b>	<b>43.9%</b>	<b>41.3%</b>
4th Down: Made/Att	10/19	17/32
4th Down Pct.	52.6%	53.1%
<b>Possession Avg.</b>	<b>28:49</b>	<b>31:11</b>
<b>Total Net Yards</b>	<b>6325</b>	<b>5863</b>
Avg. Per Game	372.1	344.9
Total Plays	1058	1118
Avg. Per Play	6.0	5.2
<b>Net Yards Rushing</b>	<b>1683</b>	<b>1754</b>
Avg. Per Game	99.0	103.2
Total Rushes	420	443
<b>Net Yards Passing</b>	<b>4642</b>	<b>4109</b>
Avg. Per Game	273.1	241.7
Sacked/Yards Lost	31/251	50/367
Gross Yards	4893	4476
Attempts/Completions	607/406	625/416
Completion Pct.	66.9%	66.6%
Had Intercepted	18	19
<b>Punts/Average</b>	<b>51/44.2</b>	<b>62/46.1</b>
<b>Net Punting Avg.</b>	<b>42.6</b>	<b>42.3</b>
<b>Penalties/Yards</b>	<b>76/637</b>	<b>88/688</b>
<b>Fumbles/Ball Lost</b>	<b>12/5</b>	<b>20/6</b>
<b>Touchdowns</b>	<b>52</b>	<b>40</b>
Rushing	10	18
Passing	41	17
Returns	1	5



# NFL STANDINGS

## 2022 NFL STANDINGS AND SCHEDULE

Division	W	L	T	Div	Conf	Wk 1	Wk 2	Wk 3	Wk 4	Wk 5	Wk 6	Wk 7	Wk 8	Wk 9	Wk 10	Wk 11	Wk 12	Wk 13	Wk 14	Wk 15	Wk 16	Wk 17	Wk 18	
<b>AFC EAST</b>																								
Buffalo	0	0	0	0-0	0-0	at LAR	TEN	at Mia	at Bal	PIT	at KC	(BYE)	GB	at NYJ	IND	(BYE)	MIN	CLE	at NE	NYJ	MIA	at Chi	at Cin	NE
New England	0	0	0	0-0	0-0	at Mia	at Pit	BAL	at GB	DET	at Cle	CHI	at NYJ	GB	at NYJ	(BYE)	NYJ	BUF	at Arz	at LV	CIN	MIA	at Buf	
Miami	0	0	0	0-0	0-0	NE	at Bal	BUF	at Cin	MIN	at NYJ	PIT	at Det	NE	BUF	(BYE)	CHI	HOU	at SF	at LAC	GB	at NE	NYJ	
NY Jets	0	0	0	0-0	0-0	BAL	at Cle	CIN	at Pit	MIA	at GB	at Den	NE	BUF	(BYE)	(BYE)	CHI	at Min	at Buf	DET	JAX	at Sea	Mia	
<b>AFC NORTH</b>																								
Cincinnati	0	0	0	0-0	0-0	PIT	at Dal	at NYJ	MIA	at Bal	at NO	ATL	at Cle	CAR	(BYE)	(BYE)	at Pit	KC	CLE	at TB	at NE	BUF	BAL	
Pittsburgh	0	0	0	0-0	0-0	at Cin	NE	at Cle	NYJ	at Buf	(BYE)	at Mia	at Phi	(BYE)	NO	CIN	at Ind	at All	BAL	at Car	LV	at Bal	CLE	
Cleveland	0	0	0	0-0	0-0	at Car	NYJ	PIT	at All	LAC	NE	at Bal	CIN	(BYE)	(BYE)	at Mia	at Buf	at Hou	at Cin	BAL	NO	at Was	at Pit	
Baltimore	0	0	0	0-0	0-0	at NYJ	MIA	at NE	BUF	CIN	at NYG	CLE	at TB	(BYE)	(BYE)	CAR	at Jax	DEN	at Cle	ATL	PIT	at Cin		
<b>AFC SOUTH</b>																								
Tennessee	0	0	0	0-0	0-0	NYG	at Buf	LV	at Ind	at Was	(BYE)	IND	at Hou	at KC	DEN	at GB	CIN	at Phi	JAX	at LAC	HOU	DAL	at Jax	
Indianapolis	0	0	0	0-0	0-0	at Hou	at Jax	KC	TEN	at Den	JAX	at LV	WAS	at NE	at LV	PHI	PIT	at Dal	(BYE)	at Min	LAC	at NYG	HOU	
Houston	0	0	0	0-0	0-0	IND	at Den	at Chi	LAC	at Jax	(BYE)	at LV	TEN	PHI	at NYG	WAS	at Mia	CLE	at Dal	KC	at Ten	JAX	at Ind	
Jacksonville	0	0	0	0-0	0-0	at Was	IND	at LAC	at Phi	HOU	at Ind	NYG	DEN	LV	at KC	(BYE)	BAL	at Det	DAL	at NYJ	DAL	at Hou	TEN	
<b>AFC WEST</b>																								
Kansas City	0	0	0	0-0	0-0	at Arz	LAC	at Ind	at TB	LV	BUF	at SF	(BYE)	TEN	JAX	at LAC	LAR	at Cin	at Hou	SEA	DEN	at LV		
Las Vegas	0	0	0	0-0	0-0	at LAC	ARZ	at Ten	DEN	at KC	(BYE)	HOU	at NO	at Jax	IND	at Den	at Sea	LAC	at Arz	NE	at Pit	SF	KC	
LA Chargers	0	0	0	0-0	0-0	LV	at KC	JAX	at Hou	at Cle	DEN	SEA	(BYE)	at All	at SF	KC	at Arz	MIA	TEN	at Ind	LAR	at Den		
Denver	0	0	0	0-0	0-0	at Sea	HOU	SF	at LV	IND	at LAC	NYJ	at Jax	(BYE)	at Ten	LV	at Car	at Bal	KC	ARZ	at LAR	at KC	LAC	
<b>NFC EAST</b>																								
Dallas	0	0	0	0-0	0-0	TB	CIN	at NYG	WAS	at LAR	at Phi	DET	CHI	(BYE)	at GB	at Min	NYG	IND	HOU	at Jax	PHI	at Ten	at Was	
Philadelphia	0	0	0	0-0	0-0	at Def	MIN	at Was	JAX	at Arz	DAL	(BYE)	PIT	at Hou	WAS	at Ind	CLE	TEN	at NYG	at Chi	Dal	NO	NYG	
Washington	0	0	0	0-0	0-0	JAX	at Def	PHI	at Dal	TEN	at Chi	GB	at Ind	MIN	at Phi	at Hou	ATL	at NYG	(BYE)	NYG	at SF	CLE	DAL	
NY Giants	0	0	0	0-0	0-0	at Ten	CAR	DAL	CHI	at GB	BAL	at Jax	at Sea	(BYE)	HOU	DET	at Dal	WAS	PHI	at Was	at Min	IND	at Phi	
<b>NFC NORTH</b>																								
Green Bay	0	0	0	0-0	0-0	at Min	CHI	at TB	NE	NYG	NYJ	at Was	at Buf	at Det	DAL	TEN	at Phi	at Chi	(BYE)	LAR	at Mia	MIN	DET	
Minnesota	0	0	0	0-0	0-0	GB	at Phi	DET	at NO	CHI	at Mia	(BYE)	ARZ	at Was	at Buf	DAL	NE	NYJ	at Det	IND	NYG	at GB	Chi	
Chicago	0	0	0	0-0	0-0	SF	at GB	HOU	at NYG	at Min	WAS	at NE	at Dal	MIA	DET	at All	at NYJ	GB	(BYE)	PHI	BUF	at Det	MIN	
Detroit	0	0	0	0-0	0-0	PHI	WAS	at Min	SEA	at NE	(BYE)	at Dal	MIA	Gb	at Chi	at NYG	BUF	JAX	MIN	at NYJ	at Car	CHI	at GB	
<b>NFC SOUTH</b>																								
Tampa Bay	0	0	0	0-0	0-0	at Dal	at NO	GB	KC	ATL	at Pit	at Car	BAL	LAR	SEA	(BYE)	at Cle	NO	at SF	CIN	at Arz	CAR	at All	
New Orleans	0	0	0	0-0	0-0	at All	TB	at Car	MIN	SEA	CIN	at Arz	LV	BAL	at Pit	LAR	at SF	(BYE)	ATL	at Cle	at Phi	CAR		
Atlanta	0	0	0	0-0	0-0	NO	at LAR	at Sea	CLE	at TB	SF	at Cin	CAR	LAC	at Car	CHI	at Was	PIT	(BYE)	at NO	at Bal	ARZ	TB	
Carolina	0	0	0	0-0	0-0	CLE	at NYG	NO	ARZ	SF	at LAR	TB	at All	at Cin	ATL	at Bal	DEN	(BYE)	at Sea	PIT	DET	at TB	at NO	
<b>NFC WEST</b>																								
LA Rams	0	0	0	0-0	0-0	BUF	ATL	at Arz	at SF	DAL	CAR	(BYE)	SF	at TB	ARZ	at NO	at KC	SEA	LV	at GB	DEN	at LAC	at Sea	
Arizona	0	0	0	0-0	0-0	KC	at LV	LAR	at Car	PHI	at Sea	NO	at Min	SEA	at LAR	SF	LAC	(BYE)	NE	at Den	TB	at All	at SF	
San Francisco	0	0	0	0-0	0-0	at Chi	SEA	at Den	LAR	at Car	at All	KC	at LAR	(BYE)	LAC	at Arz	NO	MIA	TB	at Sea	WAS	at LV	ARZ	
Seattle	0	0	0	0-0	0-0	DEN	at SF	ATL	at Det	at NO	ARZ	at LAC	NYG	at Arz	at TB	(BYE)	LV	at LAR	CAR	SF	at KC	NYJ	LAR	
						<b>THURS</b>	<b>MON</b>			<b>TIE</b>	<b>WIN</b>													

d - clinched division title, p - clinched playoff berth, e - eliminated from playoff contention

# STAFF



OFFICIAL MEDIA GUIDE



# TERRY PEGULA

## OWNER/CEO

Terry Pegula rose from humble beginnings to become one of the most respected leaders in the energy industry, and one of very few owners to operate franchises in multiple professional sports.

Together with his wife Kim, Terry realized a life-long dream on October 8, 2014. The Pegulas received the unanimous approval of NFL owners to succeed Pro Football Hall of Famer Ralph C. Wilson, Jr. to become the second owners of the Buffalo Bills.

“Owning any professional team is about winning and the primary goal of our ownership will be to win the Super Bowl and bring championships to the city of Buffalo,” he said at his introductory press conference.

Terry serves as CEO of the Bills and currently sits on the NFL’s Health and Safety committee. In 2016, the Pegulas were honored with the Tank Younger Award, which recognizes extraordinary contributions towards diversity in the NFL.

Born on March 27, 1951 in Carbondale, PA, Terry is a 1969 graduate of Scranton Preparatory School. He entered Penn State University as a math major and was accepted into the Petroleum and Natural Gas Engineering Program. He went on to graduate with a Bachelor of Science degree in 1973 and landed his first job with Getty Oil Co. in Victoria, TX. He later joined Felmont Oil Co. as an Area Engineer, a decision that brought him to Olean, NY in 1975.

In 1983, Terry borrowed \$7,500 from family and friends to create East Resources Inc., an independent oil and gas exploration and production company operating in the Appalachian Basin. Over the next 27 years, Terry built East into one of the largest privately held companies in the United States. In July of 2010, Royal Dutch Shell purchased the assets of East Resources Inc., which continues to be active today. In 2012, Terry formed JKLM Energy. JKLM is staffed with many former East Resources employees and takes pride in contributing to U.S. energy independence by producing Pennsylvania natural gas, elevating the state into one of the top producing regions in the world.

Upon the sale of East Resources assets, Terry focused his attention on his love of sports. In September of 2010, the Pegulas announced a gift of \$102 million to construct Pegula Ice Arena, paving the way for Division I hockey at Penn State.



On February 22, 2011, Terry and Kim purchased the NHL’s Buffalo Sabres and their sports ownership now extends to the NLL Buffalo Bandits and Rochester Knighthawks and the AHL Rochester Americans.

The Pegulas opened LECOM Harborcenter in 2014. The \$200 million dollar complex, next door to the Sabres’ KeyBank Center, includes two hockey rinks, training facilities and a full-service Marriott Hotel.

The complex has helped bring new business opportunities to Buffalo, including multi-year agreements to host the NHL Combine. Buffalo also hosted the 2016 NHL Draft, 2018 World Junior Championships, 2019 Frozen Four NCAA Men’s Hockey Tournament, as well as a wide variety of stadium and arena concerts and national and international tournaments.

During the COVID-19 pandemic, the Pegulas donated \$1.2 million to various relief efforts in Western New York.

In addition to helping manage the family’s sports operations, Terry runs JKLM Energy in Pittsburgh, and his family’s business operations in Boca Raton, Florida.

Terry and Kim have five children: Michael, Laura, Jessica, Kelly and Matthew. Jessica competes on the Women’s Tennis Association Tour and was a member of the 2021 US Olympic squad.

## THE STAMPEDE

### FAVORITE TEAM GROWING UP:

Detroit Tigers

### FAVORITE MUSICAL ARTISTS:

George Strait and Merle Haggard

### FAVORITE SANDWICH:

Pulled pork

### FAVORITE MOVIE:

Planes, Trains and Automobiles

### FIRST JOB:

Drove a road watering truck in the mines in Carbondale - a 1949 Brockway tractor trailer with no doors or windows

### FAVORITE HOBBIES:

Astronomy, model trains, bird watching, rocks and minerals

### FAVORITE BOOK:

Brave New World





# KIM PEGULA

## OWNER/PRESIDENT

Kim Pegula is the President of both the Buffalo Bills and Buffalo Sabres as well as President and CEO of Pegula Sports and Entertainment.

Overseeing the day-to-day business operations of each team, she is the first female president of both a NHL and NFL team.

A valued member of both sports' ownership groups, Kim currently serves on the NFL's Super Bowl and Major Events Advisory Committee, Business Ventures Committee, and NFL Foundation Committee. She serves on the Board of Directors of the Hockey Hall of Fame and Museum.

A member of both the NFL's Workplace Diversity Committee and the NHL's Executive Inclusion Council, Pegula is invested in ensuring diversity is a priority across both leagues.

She has served as a keynote speaker at the NFL's Annual Quarterback Coaching Summit, an event to build the coaching and personnel development pipeline and strengthen diversity across the league. She has regularly participated in the NFL's Women's Careers in Football Forum.

On October 8, 2014, Kim and her husband Terry realized a long-time dream when they became only the second owners of the Bills. The Pegulas purchased the Sabres in 2011 and their sports ownership extends to the NLL Buffalo Bandits and Rochester Knighthawks and the AHL Rochester Americans.

After owning multiple professional sports teams in the same market, Kim launched Pegula Sports and Entertainment (PSE) in 2014, creating a management company that oversees the business operations across all Pegula-owned entities, including the development and operation LECOM Harborcenter in downtown Buffalo.

PSE has helped bring new business opportunities to Buffalo, including multi-year agreements to host the NHL Combine. It has also hosted the 2016 NHL Draft, 2018 World Junior Championships, 2019 Frozen Four NCAA Men's Hockey Tournament, as well as a wide variety of stadium and arena concerts and national and international tournaments.

Pegula and PSE entities have been honored with a number of awards including Business First's Most Influential People, NYS Emmy Awards for sports content, Buffalo Best Place To Work, the Tank Younger Award for embracing diversity in the NFL, and numerous individual staff recognitions.



Kim and Terry have encouraged the growth of sports in the community. In 2010, the Pegulas gave \$102 million for the creation of the Pegula Ice Arena at Penn State. The facility allowed their hockey program to become a NCAA Division I team.

Kim supported Houghton College with a gift of \$12 million to build the Kerr-Pegula Athletic Complex allowing their athletic department to become a Division III program.

During the COVID-19 pandemic, the Pegulas donated \$1.2 million to various relief efforts in Western New York.

Pegula also serves on the Board of Directors of Republic Services, Inc., an industry leader in U.S. recycling and non-hazardous solid waste.

Born in Seoul, South Korea on June 7, 1969, Kim was adopted at the age of 5 by Ralph and Marilyn Kerr and moved to Fairport, NY, a suburb of Rochester.

She attended nearby Houghton College and graduated in 1991 with a degree in communications. Kim began her professional career with East Resources in 1991 and was involved with the company until its sale in 2010.

Terry and Kim have five children: Michael, Laura, Jessica, Kelly and Matthew. Jessica competes on the Women's Tennis Association Tour and was a member of the 2021 US Olympic squad.

### THE STAMPEDE

#### FAVORITE SPORTS MEMORY AS A FAN:

Bills comeback win vs. Houston in 1993

#### FIRST JOB:

Working as a hostess at McDonald's

#### FAVORITE HOBBY:

Baking

#### FAVORITE MUSICAL ARTIST:

Whitney Houston

#### FAVORITE MOVIE:

Grease

#### FAVORITE VACATION SPOT:

Italy



# RON RACCUIA

## EVP/CHIEF OPERATING OFFICER

In 2017, Ron Raccuia joined the Buffalo Bills and PSE as an Executive Vice President. He works alongside owner and team president Kim Pegula in overseeing the business side of the Bills organization and now serves as the team's EVP/Chief Operating Officer.



Raccuia led the Bills negotiating efforts with New York State, Erie County, and the National Football League to secure funding to build a new stadium in Orchard Park, NY. In 2021, Raccuia also engineered the naming rights deal with Highmark Blue Cross Blue Shield for the Bills current stadium.

Raccuia also serves as the President of ADPRO Sports, one of the nation's largest team sports dealers and branded merchandise providers. ADPRO Sports is a premium NFL licensee and one of the largest Nike team dealers in the United States; providing uniforms, apparel and custom branded merchandise to hundreds of sports teams and corporations.

In addition to his time with ADPRO, Raccuia spent 17 years as an NFL player agent, negotiating over \$120 million in total contract values.

A 1990 graduate of Canisius College, Raccuia began his professional career in Miami as the Executive Director of L'Agence Model & Talent, and Bates & DeLuca Sports Marketing and Management.

An avid golfer, Raccuia is a member of the Western New York Baseball Hall of Fame and the Canisius College Distinguished Alumni Hall of Fame. He and his wife, Melissa, have a son, Ryan, and a daughter, Remy. He and his wife reside in Amherst, NY.

### THE STAMPEDE

#### **FAVORITE TEAM GROWING UP:**

Buffalo Bills

#### **FAVORITE ATHLETES GROWING UP:**

Tiger Woods, Michael Jordan and Kobe Bryant

#### **TOP OF YOUR BUCKET LIST:**

Play a round at Augusta National Golf Club

#### **FAVORITE TV SHOW:**

Entourage

#### **FAVORITE FOOD:**

Pizza

#### **FAVORITE VACATION SPOT:**

Newport Beach, California

#### **FIRST JOB GROWING UP:**

Baseball diamond groundskeeper

#### **FAVORITE MUSICAL ARTIST:**

Nelly



# BRANDON BEANE

## GENERAL MANAGER

Brandon Beane was named General Manager of the Bills on May 9, 2017. In his first five seasons in Buffalo, Beane has helped build a roster and establish a culture that has produced four playoff appearances, including back-to-back AFC East division championships in 2020 and 2021.



“Our goal is sustained success.” It was a phrase said in Beane’s inaugural press conference in Buffalo in 2017 and several times afterwards. The results have followed. In addition to the pair of AFC East titles, the Bills joined the Chiefs and Packers as the only 3 teams in the NFL to win 10+ games and earn a playoff berth each year from 2019-21.

While earning a playoff berth in his first season in 2017, Beane also engineered several trades that resulted in the Bills selecting two future Pro Bowlers in QB Josh Allen (7th overall) and LB Tremaine Edmunds (16th overall) in the 2018 draft while maintaining all their 2019 draft capital. Along the way, he stabilized the team’s salary cap status.

In the 2020 offseason, Beane negotiated a trade with Minnesota to acquire WR Stefon Diggs, who has gone on to earn first-team All-Pro and Pro Bowl honors in Buffalo. Beane also negotiated long-term deals with Diggs and Allen, the Bills franchise quarterback.

In 2020, the Bills earned their first AFC East title and their first playoff win since 1995. Along the way, Beane earned NFL Executive of the Year honors from the Sporting News, PFWA and Pro Football Focus, becoming the first Bills executive to earn that honor since Bill Polian in 1991.

In 2021, Beane was named the NFL’s Jack Horrigan Award winner by the PFWA which is given annually to the league or club official who best assists the media in their coverage.

Beane joined the Bills after a 19-year stint with the Carolina Panthers. He served as the Panthers assistant general manager from 2015-16 and played a vital role in constructing their draft boards from 2012-17. He also evaluated pro and college players and worked closely with the football operations staff on the negotiation of player contracts.

Throughout Beane’s time in Carolina, the Panthers won five NFC South division titles and two NFC conference championships. In 2012, Beane was named the Panthers interim general manager—holding the role for the final 10 games of the season (6-4 record).

While there, Beane also worked closely with Panthers defensive coordinator Sean McDermott from 2011-16.

“The most impressive thing I think that we accomplished is him and coach are joined at the hip and at the head,” said Bills owner Terry Pegula. “They think alike. They’re both very thorough people. They can make instantaneous decisions like a coach has to during the game but they also think stuff out to the point where you say, ‘Wow these guys are very thorough.’”

A cum laude graduate in communications studies from UNC-Wilmington in 1998 and a native of Stanly County, North Carolina, Beane (born July 27, 1976) began his career in 1998 with the Panthers communications department.

Beane moved on to fill various football operations/personnel roles with the Panthers organization before being named the team’s director of football operations in 2008.

Beane has ingrained himself in the Western New York community. In 2021, the Beane family spearheaded a program named Bills Muttia that provided a free pet adoption through the SPCA for every touchdown the Bills scored at a home game. In the 2020 offseason, Brandon helped raise nearly \$100,000 for COVID-19 relief efforts with a draft day sweepstakes through the United Way. He also helped promote the Buffalo Strong initiative that benefited FeedMore WNY. He has also made multiple visits to Oishei’s Children Hospital in Buffalo during the holidays.

Brandon and his wife, Hayley, have two sons, Tyson and Wes and reside in Orchard Park, NY. They have two dogs, Bodie and Peanut. He enjoys golf, running (he finished a marathon in Wilmington, NC in 2010), racquetball and basketball.

### THE STAMPEDE

#### FAVORITE ATHLETES GROWING UP:

Dominique Wilkins, John Riggins, Dale Murphy

#### FAVORITE SPORTS MEMORY GROWING UP:

NC State upsetting Houston (Phi Slama Jama) in 1983

#### FIRST JOB:

At age 14, washing golf clubs at Piney Point Golf Club in Norwood, NC

#### TOP OF YOUR BUCKET LIST:

Play a round at Augusta National Golf Club

#### FAVORITE MUSICAL ARTIST:

Pearl Jam/Eddie Vedder



# SEAN MCDERMOTT

## HEAD COACH

Sean McDermott was named head coach of the Bills on January 11, 2017. With four playoff appearances under his belt in his first five seasons, he methodically transformed the culture of a franchise that had not experienced a postseason berth since 1999.



From 2020-21, the Bills captured back-to-back AFC East division titles for the first time since 1988-91.

Buffalo, Kansas City and Green Bay are the only 3 teams in the NFL to win 10+ games and earn a playoff berth each year from 2019-21.

McDermott is ranked third in franchise history in wins behind Marv Levy (123) and Lou Saban (70).

In 2021, the Bills defense ranked first in the NFL in fewest points allowed per game (17.0) for the first time in franchise history and also finished first in fewest yards allowed per game (272.8) and the fewest passing yards per game (163.0).

In 2020, the Bills won their first playoff game since 1995 as McDermott finished 2nd for the NFL's coach of the year. He was also a finalist for that honor in 2019.

In 2017, McDermott became the third coach in Bills history to earn a playoff spot in his first season, joining Joe Collier (1966) and Wade Phillips (1998).

McDermott was hired by the Bills after 6 seasons as the defensive coordinator in Carolina, where he led a top-10 defense 4 times and helped the Panthers earn 3 division titles and a trip to Super Bowl 50. Over his six-year tenure, the Panthers defense ranked second in the NFL in sacks (261), 3rd in takeaways (169), 9th in yards per game (339.1) and 12th in points allowed per game (22.1).

In 2015, McDermott's defense helped lead the way to a 15-1 record and trip to Super Bowl 50. Four players – Thomas Davis, Luke Kuechly, Josh Norman and Kawann Short – earned Pro Bowl and All-Pro honors. He was The Sporting News Coordinator of the Year in 2013 as Carolina went 12-4 to win the NFC South, their first playoff berth since 2008.

He spent his first 12 NFL seasons with Philadelphia, working his way up to defensive coordinator in 2009-10. In 2009, he was named the NFL's top defensive coordinator by Pro Football Weekly.

A protege of the late Jim Johnson, the Eagles legendary defensive coordinator, McDermott served as defensive assistant/quality control coach (2001-02), assistant defensive backs coach (2003), secondary/safeties coach (2004-06), and linebackers coach (2007-08).

He joined the Eagles in 1998 as a scouting administrative coordinator before being promoted to assistant to the head coach under Andy Reid in 1999. McDermott worked with several Pro Bowlers during his time in Philadelphia, including Hall of Fame safety Brian Dawkins.

McDermott and his family are active in the Western New York community, making multiple visits to Oishei's Children Hospital of Buffalo. They have participated in many different efforts to provide awareness for food allergies and skin cancer, including a food drive at Wegmans that helped food-insecure families with food allergies and special diet needs. They also partner with Wegmans on skin cancer awareness initiatives.

A member of the LaSalle College High School Hall of Athletics, McDermott was a two-time All-Catholic League and a National Prep School Champion in 1992 and 1993 and went undefeated in 75 consecutive wrestling matches. A member of the William & Mary Athletics Hall of Fame, he was an All-Atlantic 10 Conference choice at safety in 1997 and graduated with a degree in finance. He began his coaching career as a graduate assistant at his alma mater in 1998. He was a teammate of Steelers coach Mike Tomlin.

Sean and his wife, Jamie, have three children. His father, Rich, was a football coach at West Chester and Ursinus and his brother, Tim, is the Chief Business Officer of the Philadelphia Union of the MLS. McDermott was born in Omaha, Nebraska on March 21, 1974.

### THE STAMPEDE

#### FAVORITE ATHLETE GROWING UP:

Brian Bosworth

#### FAVORITE MOVIE:

Vision Quest

#### FAVORITE MUSICAL ARTIST:

Michael Jackson

#### FAVORITE TV SHOW GROWING UP:

Monday Night Football

#### FAVORITE SNACK:

Brownies and ice cream



# COACHES




**LESLIE FRAZIER** 

**DEFENSIVE COORDINATOR/  
ASSISTANT HEAD COACH**

**24<sup>TH</sup> Year IN THE NFL**  
**6<sup>TH</sup> Year with THE BILLS**

- Hired by the Bills in 2017 as defensive coordinator and was promoted to defensive coordinator/assistant head coach in 2020.
- In 2021, the Bills finished the season ranked first in the NFL in both yards allowed (272.8) and points allowed (17.0 ppg).
- Spent parts of four seasons as the head coach of the Minnesota Vikings (2010-13). Led the Vikings to the postseason in 2012, when running back Adrian Peterson was named the NFL MVP.
- Won Super Bowl LI with the Indianapolis Colts while serving as the assistant to the head coach (Tony Dungy) and the defensive backs coach.
- Played six seasons as a defensive back for the Chicago Bears (1981-86) and started on the historic 1985 Super Bowl Championship team. Led Chicago in interceptions three consecutive seasons (1983-85), finishing his pro career with 20 thefts for 343 yards and 2 touchdowns.



**KEN DORSEY** 

**OFFENSIVE COORDINATOR**

**11<sup>TH</sup> Year IN THE NFL**  
**4<sup>TH</sup> Year with THE BILLS**

- Joined the Bills in 2019 as quarterbacks coach, was promoted to passing game coordinator/QB coach in 2021, and was named offensive coordinator in 2022.
- Helped Josh Allen record a 149.0 QB rating in the 2021 playoffs, which marked the highest all-time among QBs with at least 50 att. in a postseason.
- In 2020, Allen became the first player in NFL history with 4,000+ passing yards, 30+ passing TDs, and 8+ rushing TDs in a season.
- As quarterbacks coach of Carolina from 2013-17, helped Cam Newton earn NFL MVP honors in 2015.
- Played quarterback at Miami from 1999-2002, leading the Hurricanes to a 38-2 record as a starter and a national championship in 2001.
- Had a six-year career in the NFL, playing for San Francisco (2003-05) and Cleveland (2006-08).



**MATTHEW SMILEY** 

**SPECIAL TEAMS COORDINATOR**

**10<sup>TH</sup> Year IN THE NFL**  
**6<sup>TH</sup> Year with THE BILLS**

- Named the Bills special teams coordinator in 2022.
- Spent his first five years in Buffalo (2017-21) as the team's assistant special teams coach.
- Has helped Bills kicker Tyler Bass accumulate 276 points in his first two NFL seasons, second-most in the NFL over that time frame.
- Worked as assistant special teams coach with Jacksonville from 2013-16.
- Spent eight seasons coaching college football, four as a special teams coordinator, two as a defensive coordinator and one as an offensive coordinator.
- Graduated from Illinois in 2001, where he was a walk-on wide receiver on the football team.
- Served in the United States Air Force as a maintenance officer in Grand Forks, ND and was deployed to active duty four times.



**BOBBY BABICH** 

**LINEBACKERS**

**11<sup>TH</sup> Year IN THE NFL**  
**6<sup>TH</sup> Year with THE BILLS**

- Named linebackers coach in 2022 after working previous five seasons with the Bills safeties.
- In 2021, helped safeties Jordan Poyer (first team) and Micah Hyde (second team) earn All-Pro honors. Also helped Hyde to his first Pro Bowl appearance in 2017.
- Spent three seasons with the Cleveland Browns (2013-15), as the team's assistant defensive backs/safeties coach, working with All-Pros Joe Haden and T.J. Ward.
- Played career working on the Panthers coaching staff from 2011-12.
- Played cornerback at North Dakota State. Led team in INTs as a senior.
- Is the son of long-time NFL assistant coach and former Bills LB coach Bob Babich.



**ROB BORAS** 

**TIGHT ENDS**

**20<sup>TH</sup> Year IN THE NFL**  
**6<sup>TH</sup> Year with THE BILLS**

- Joined the Bills coaching staff in 2017 after spending the previous five seasons with the Rams.
- In 2021, helped Dawson Knox to a franchise-record nine regular season touchdowns by a tight end.
- Served as the Rams' offensive coordinator for the final four games of the 2015 season and all of the 2016 season, producing the Rams' first 1,000-yard receiver since 2007 in his final season there.
- As the Jaguars' tight ends coach in 2010, guided Marcedes Lewis to franchise records with 58 receptions for 700 yards and 10 touchdowns en route to the first Pro Bowl appearance by a Jaguars tight end.



# COACHES



**JOE BRADY** 

**QUARTERBACKS**

**5<sup>TH</sup> Year IN THE NFL**

**1<sup>ST</sup> Year with THE BILLS**

- Joined Buffalo as quarterbacks coach in 2022 after spending two seasons (2020-21) as Carolina's offensive coordinator.
- In 2020, oversaw a Panthers offense that became just the fifth unit in the Super Bowl era with four different players (DJ Moore, Robby Anderson, Curtis Samuel and Mike Davis) with over 1,000 scrimmage yards.
- Worked as LSU's passing game coordinator & wide receivers coach in 2019 and helped QB Joe Burrow win the Heisman Trophy as the Tigers won the CFP national championship. Earned the Broyles Award for the best assistant coach in college football.
- Served as an offensive assistant for the Saints from 2017-18.
- Played wide receiver for William & Mary from 2009-12.



**JOHN BUTLER** 

**DEFENSIVE BACKS/PASSING GAME COORDINATOR**

**9<sup>TH</sup> Year IN THE NFL**

**5<sup>TH</sup> Year with THE BILLS**

- Is in his fifth year with the Bills and his first as the defensive backs/passing game coordinator in 2022.
- Over four year period, led the Bills secondary to the top ranking in opponent passing yards per game (192.1) and passing TDs allowed (72) in the NFL. Has overseen the development of CB Tre'Davious White and helped him earn two Pro Bowl selections and two All-Pro selections.
- Coached at Penn State from 2012 to 2013, overseeing the secondary in 2012 and then serving as the defensive coordinator in 2013.
- Served as the special teams coach for South Carolina in 2011 after working as the linebackers and special teams coordinator for both Minnesota (2007-10) and Harvard (2003-06). Also has coached at Texas State, Midwestern State, Texas and Catholic University.



**JAYLON FINNER** 

**DEFENSIVE QUALITY CONTROL**

**1<sup>ST</sup> Year IN THE NFL**

**1<sup>ST</sup> Year with THE BILLS**

- Joined the Bills as a defensive quality control coach in 2022.
- Worked as the safeties coach at Texas A&M Commerce and also spent time as a graduate assistant at Ball State and Rice.
- Helped Texas A&M Commerce safety Dominique Ramsey to his third All-America honor in 2021. Ramsey led the Lions with 51 tackles and also had two tackles for loss, two interceptions, two pass breakups, one quarterback hurry and one fumble recovery.
- Played defensive back at Rice University from 2011-15 and helped lead the Owls to their first Conference USA championship in 2013.



**AUSTIN GUND** 

**FELLOWSHIP/OFFENSIVE QUALITY CONTROL**

**1<sup>ST</sup> Year IN THE NFL**

**1<sup>ST</sup> Year with THE BILLS**

- Joined the Bills in 2022 as the fellowship/offensive quality control coach.
- Most recently served as a graduate assistant at Wake Forest where he worked primarily with the offensive line.
- Prior to his time at Wake Forest, spent two seasons as the offensive line coach and director of football operations at Belhaven University. He helped transform the Blazers from an Air Raid to a Pro Style offense.
- Was a four-year starting center at the University of Richmond and served as a team captain his final three seasons.



**CHAD HALL** 

**WIDE RECEIVERS**

**6<sup>TH</sup> Year IN THE NFL**

**6<sup>TH</sup> Year with THE BILLS**

- Promoted to wide receivers coach in the 2019 offseason. Previously served as the Bills offensive assistant from 2017-18.
- In 2021, helped WR Stefan Diggs to his second consecutive Pro Bowl berth.
- Played wide receiver for the Eagles (2010-12), 49ers (2012-13), Chiefs (2013), accumulating 15 receptions for 144 yards and two touchdowns during his NFL career.
- As a senior at Air Force in 2007, was the only player in the country to lead his team in rushing and receiving, finished third in the nation in all-purpose yards and was named the Mountain West Conference Offensive Player of the Year.
- Inducted into the Gwinnett Sports Hall of Fame in 2017.
- Served in the United States Air Force from 2008-2009.



# COACHES



**CORY HARKEY** 

**ASST. SPECIAL TEAMS**

**1<sup>ST</sup> Year IN THE NFL**

**1<sup>ST</sup> Year with THE BILLS**

- Hired as the Bills assistant special teams coach in 2022 after working as the tight ends coach at Tennessee State.
- At Tennessee State, coached TE Rodell Rahman to a team-leading 484 receiving yards and six touchdowns on 29 receptions.
- Served as both the special teams coordinator and tight ends coach at Azusa Pacific from 2019-20. Helped TE Lucas Widmer earn First Team All-GNAC honors.
- Played tight end in the NFL from 2012-16 with the St. Louis/Los Angeles Rams. Played in 64 games and caught 27 passes for 215 yards and three touchdowns.



**AARON KROMER** 

**OFFENSIVE LINE**

**2<sup>1ST</sup> Year IN THE NFL**

**3<sup>RD</sup> Year with THE BILLS**

- Re-joined the Bills in 2022 as the team's offensive line coach, a role he previously held from 2015-16.
- Spent four seasons working for the Rams (2017-20) as the team's running game coordinator/offensive line coach. In 2019, helped lead the Rams to an NFC Championship and Super Bowl LIII appearance.
- While with the Bills in 2015 and 2016, led a line that paved the way for the league's top rushing attack. The Bills led the NFL in rushing in 2015 with 152.0 yards per game and led the league again in 2016 with 164.4 rushing yards per game.
- Worked as the Saints interim head coach for six games in 2012 and then went on to be named the Bears offensive coordinator for the 2013-14 seasons.



**MARC LUBICK** 

**ASST. QUARTERBACKS/  
GAME MANAGEMENT**

**14<sup>TH</sup> Year IN THE NFL**

**6<sup>TH</sup> Year with THE BILLS**

- Now in his sixth season on the Bills coaching staff and his 14th year in the NFL.
- As the assistant wide receivers coach with the Broncos from 2015-16, coached a pair of 1,000+ yard receivers (Demaryius Thomas and Emmanuel Sanders) in both seasons and won Super Bowl 50.
- Texans wide receiver Andre Johnson earned two of his seven Pro Bowl selections working with Lubick and led the NFL with 221 catches from 2012-13.
- After playing safety at Montana State University from 1996-99, spent eight years coaching in the college ranks.
- Is the son of Sonny Lubick, head coach of Colorado State from 1993-2007.



**JIM SALGADO** 

**SAFETIES**

**6<sup>TH</sup> Year IN THE NFL**

**6<sup>TH</sup> Year with THE BILLS**

- Enters his first season as the Bills safeties coach in 2022.
- Joined the Bills in 2017 as a defensive assistant and was promoted to nickels coach in 2020.
- Helped coach a secondary that led the team to rank seventh in the NFL in INTs (15) in 2020.
- Spent 23 seasons as a college coach, including a 7-year stint at Princeton, where he served four seasons as defensive coordinator. Coached 11 All-Ivy League defensive backs and 24 All-Ivy League defensive players.
- Spent the 2005-08 seasons as Syracuse's defensive backs coach.
- Played cornerback at Hofstra from 1990-93 and helped the Pride advance to the 1990 NCAA Division III Semifinals.



**MIKE SHULA** 

**SENIOR OFFENSIVE ASSISTANT**

**3<sup>1ST</sup> Year IN THE NFL**

**1<sup>ST</sup> Year with THE BILLS**

- Named the Bills senior offensive assistant in 2022 after spending the previous two seasons (2020-21) as the Broncos quarterbacks coach.
- Worked for the Carolina Panthers from 2011-17 as quarterbacks coach (2011-12) and then offensive coordinator (2013-17).
- Helped Panthers QB Cam Newton earn NFL MVP honors in 2015 and offensive rookie of the year honors in 2011.
- Served as the head coach at Alabama from 2003-06.
- Began his coaching career in 1988 as an offensive assistant for Tampa Bay after spending the 1987 season as a QB for the Bucs.
- Was the starting quarterback at Alabama from 1984-86.
- Is the son of the late Don Shula, the NFL's all-time winningest coach.



# COACHES



**KYLE SHURMUR** 

**DEFENSIVE QUALITY CONTROL**

**1<sup>ST</sup> Year IN THE NFL**

**1<sup>ST</sup> Year with THE BILLS**

- Joined the Bills in 2022 as a defensive quality control coach.
- In 2020, began his coaching career as a volunteer offensive quality control at Vanderbilt.
- Signed with Kansas City as an undrafted free agent in 2019, and spent time on the practice squads of the Chiefs (2019), Bengals (2020) and Washington Football Team (2021).
- Played four seasons as a quarterback at Vanderbilt from 2015-18 and finished as the school's all-time leader in touchdown passes (64) and passing yards (8,865).
- Is the son of Pat Shurmur, former head coach of the Cleveland Browns (2011-12) and NY Giants (2018-19).



**KELLY SKIPPER** 

**RUNNING BACKS**

**16<sup>TH</sup> Year IN THE NFL**

**6<sup>TH</sup> Year with THE BILLS**

- Is in his third stint as an NFL running backs coach after getting hired by the Bills in 2017.
- Has overseen the development of RB Devin Singletary, who finished the 2021 season with touchdowns in six consecutive games (regular and post-season).
- As the Jaguars running backs coach from 2015-16, tutored 2015 second-round draft pick T.J. Yeldon, who led AFC rookies with 740 yards.
- Served as running backs coach for the Raiders for six seasons after two years as tight ends coach.
- Played running back at Fresno State and finished his career with 2,237 rushing yards and 28 touchdowns.
- Is the son of long-time NFL assistant coach Jim Skipper.



**ERIC WASHINGTON** 

**SENIOR DEFENSIVE ASST. /DEFENSIVE LINE**

**15<sup>TH</sup> Year IN THE NFL**

**3<sup>RD</sup> Year with THE BILLS**

- Joined the Bills in 2020 as the defensive line coach and was promoted to senior defensive assistant/defensive line coach in 2022.
- The 2021 Bills defense ranked first in the NFL in points allowed per game (17.0) and passing yards allowed per game (163.0).
- Rookie DE Greg Rousseau earned AFC Defensive Player of the Week honors in 2021, marking the seventh player he has coached to that honor.
- Prior to joining the Bills, spent the 2011-19 seasons with the Panthers. Served as the defensive coordinator for Carolina from 2018-19 and defensive line coach from 2011-17.
- Under his leadership in 2019, the Panthers defense ranked second in sacks (53) and fifth in QBH (108) in the NFL.



**RYAN WENDELL** 

**ASST. O-LINE**

**4<sup>TH</sup> Year IN THE NFL**

**4<sup>TH</sup> Year with THE BILLS**

- Is in his fourth season on the Bills coaching staff as the assistant offensive line coach after spending his first year in the NFL as the Bills coaching assistant in 2019.
- Played in the NFL as a center for 8 seasons (80 games/49 starts) with New England (2009-15) and Carolina (2016).
- Signed with New England as a rookie free agent in 2008 from Fresno State, where he was a four-year starter from 2004-07.
- During tenure with the Patriots, won a Super Bowl (2014) and two conference championships (2011, 2014).
- Had his jersey number retired by Diamond Bar (CA) High School.



**MARCUS WEST** 

**ASST. D-LINE**

**6<sup>TH</sup> Year IN THE NFL**

**5<sup>TH</sup> Year with THE BILLS**

- Joined Buffalo in 2022 as the team's assistant defensive line coach. Prior to the Bills, spent time in the college ranks, most recently as the assistant head coach/co-defensive coordinator/defensive line coach at UNC Charlotte from 2019-21.
- During his first season at Charlotte, the defensive unit set school records for sacks (36) and tackles for loss (86) and finished the season with a school-record 7 wins.
- His professional playing career spanned three leagues with one-year stints with the Indianapolis Colts (2006), Amsterdam Admirals (2007) and Hamilton Tiger-Cats (2007).





# PLAYER PERSONNEL



**BRIAN GAINE** 

**ASSISTANT GM**

**24<sup>TH</sup> Year IN THE NFL**

**5<sup>TH</sup> Year with THE BILLS**

- Promoted to Assistant GM prior to the 2022 season. Returned to the Bills organization in 2019 after spending the 2018 season as the General Manager for the Houston Texans. Gaine had previously spent three seasons with Houston as the Director of Player Personnel from 2014-16.
- Served as the Vice President of Player Personnel for the Bills during the 2017 season.
- Prior to his time in Houston, Gaine was the Miami Dolphins Assistant General Manager in 2012 and 2013. He was the Dolphins Director of Player Personnel in 2011 and served as the Assistant Director of Player Personnel from 2008-10.
- Gaine attended the University of Maine and played tight end before stints with the New York Jets, New York Giants and Kansas City Chiefs.



**TERRANCE GRAY** 

**DIRECTOR OF PLAYER PERSONNEL**

**21<sup>ST</sup> Year IN THE NFL**

**6<sup>TH</sup> Year with THE BILLS**

- Promoted to the role of Director of Player Personnel prior to the 2022 season after spending 2021 as the Assistant Director of Player Personnel.
- Joined the Bills in 2017 after spending the last 11 seasons as a college scout with the Minnesota Vikings. He was last responsible for scouting the Southeast portion of the country.
- Worked in Player Development and Player Personnel for three years with the Kansas City Chiefs from 2003-05 before going to Minnesota. He served as the club's area scout of National Football Scouting (NFS) during the 2005 season and in preparation for the 2006 Draft. Prior to moving into scouting, Gray was the Chiefs Player Development Coordinator and worked in player personnel from June 2003 to June 2005.



**MALIK BOYD** 

**SENIOR DIRECTOR OF PRO SCOUTING**

**20<sup>TH</sup> Year IN THE NFL**

**6<sup>TH</sup> Year with THE BILLS**

- Promoted to the role of Senior Director of Pro Scouting following the 2020 season.
- Joined the Bills in 2017 after spending the past 12 season with the Arizona Cardinals, most recently as the Assistant Director of Pro Scouting since 2014.
- Also held the titles of Western Regional Scout (2014), Regional Scout (2008-12) and Area Scout (2005-07). Began his scouting career with the Indianapolis Colts in 2003.
- Named the NFC Scout of the Year in 2014 by the Fritz Pollard Alliance.
- Enjoyed a three-year NFL playing career following his days as a defensive back at Southern University. Boyd played for the Vikings from 1994-95, the Saints in 1996 and then had a stint with British Columbia in the CFL in 1997.



**MATT BAZIRGAN** 

**SENIOR PERSONNEL EXECUTIVE**

**19<sup>TH</sup> Year IN THE NFL**

**1<sup>ST</sup> Year with THE BILLS**

- Joined the Bills in 2022 after spending the last four seasons with the Houston Texans.
- Was promoted to co-assistant director of player personnel for Houston after the 2020 season after spending his first three years as the Director of Player Personnel.
- Spent 14 years with the New York Jets before making the move to the Texans prior to the 2018 season.
- Finished his time with the Jets as the Director of College Scouting. Also served as the Director of Pro Personnel, Assistant Director of Pro Personnel, West Coast Scouting Supervisor and a College scout during his time with New York. Originally started his NFL career as the College Scouting Assistant for the Jets in 2004.
- Attended Bates College and was a member of the football team from 1996-2000.

# PLAYERS



OFFICIAL MEDIA GUIDE



# JOSH ALLEN QUARTERBACK

# 17

**6-5** **237** **5<sup>TH</sup> YEAR** 

**MAY 21, 1996 (AGE 26)**

 **FIREBAUGH, CA**

 **FIREBAUGH HS**

 **WYOMING**

 **DRAFT: 2018 (1<sup>ST</sup> ROUND)**

## SHOUTOUTS

- Named a second-team All Pro and a Pro Bowler in 2020.
- During the 2021 postseason, tallied a 149.0 passer rating--which marked the highest all-time for a player in a single playoffs (min. 50 att.). Allen had just 12 incompletions to 9 touchdowns.
- Was under center for the first 'perfect game' in NFL history as the Bills scored a touchdown on every drive vs. NE (1/15/22). In the effort, became the first player in NFL history with 5 passing TDs, an 80% completion percentage & and 50+ rush yards.
- Has compiled five playoff games with 250+ passing yards and 50+ rushing yards. No other player has more than three such games.
- Is the only player in NFL history with 4,000+ passing yards, 30+ passing TDs and 8+ rushing TDs in a season (2020).
- Became the first player in NFL history to tally two games in one season with 400+ passing yards, 3+ passing touchdowns, 0 INTs & a 130+ passer rating.
- Named AFC Offensive Player of the Month in September and December during the 2020 season. Has been named AFC Offensive Player of the Week seven times in his career.



## FIRST-AND-10

**JOSH ALLEN** is entering his fifth season in Buffalo after spending three seasons at Wyoming (2015-17) and one year at Reedley College (2014). Allen was the seventh selection of the first round by the Bills in 2018 and signed a six-year contract extension to keep him in Buffalo through 2028. Allen produced the most prolific season by a QB in team history in 2020, setting team records for passing yards (4,544), passing touchdowns (37) and total touchdowns (46).

## IF YOU HAVEN'T 'HERD'

### A NO STAR RECRUIT

Despite racking up 5,269 yards and 59 touchdowns in his final two high school seasons at Firebaugh High School, Allen didn't receive a single offer from a Division I program due to only being 6-2 and 180 pounds at the time. "I didn't have any stars. I was a no star, no offer guy out of high school. I sent emails every day to almost every coach in the nation. 'Please, please just offer me.' All I was asking for was an opportunity," said Allen in a 2017 ESPN College Gameday feature.

Allen eventually opted to attend Reedley College, where he threw for 2,055 yards and 26 touchdowns while simultaneously hitting a growth spurt that boosted his height to 6-5 and weight to 215 pounds. Allen finally got his opportunity after his time in junior college, accepting Wyoming's scholarship offer over an offer from Eastern Michigan.

## PERSONAL

The son of Joel and LaVonne Allen, Josh is the second of four children (two sisters and one brother). He earned his degree from Wyoming with a major in communications. Lives in Orchard Park with his girlfriend, Brittany, and has a silver lab named Sky.



# JOSH ALLEN QUARTERBACK

# 17

## BUFFALO TRACKS

### 2021 NFL TOTAL TOUCHDOWN LEADERS

Player	Total TDs
1. Tom Brady, TB	45
2. <b>Josh Allen, BUF</b>	<b>42</b>
T3. Justin Herbert, LAC	41
T3. Matt Stafford, LAR	41
5. Aaron Rodgers, GB	40

### BILLS SINGLE SEASON PASSING LEADERS

Player	Season	Passing Yards
1. <b>Josh Allen</b>	<b>2020</b>	<b>4,544</b>
2. <b>Josh Allen</b>	<b>2021</b>	<b>4,407</b>
3. Drew Bledsoe	2002	4,359
4. Jim Kelly	1991	3,844
5. Ryan Fitzpatrick	2011	3,832
6. Joe Ferguson	1981	3,652

## IF YOU HAVEN'T 'HERD'



### SUPERCADÉ'S WEEKEND IN BUFFALO


For the Bills-Jets matchup in Week 14 of 2018, Allen flew in a very special guest named Cade Spinello. At the age of five, Cade suffered a massive stroke during surgery for a brain tumor. The stroke left Cade partially paralyzed and blind. Showing an unbelievable ability to persevere through that fight, Cade earned the nickname SuperCade and now teaches others to Never Ever Give Up. Allen met Cade leading up to the 2018 NFL Draft and ever since has worn a wristband reminding himself of his inspirational buddy Cade.

### FIRST FOUR SEASONS, TOTAL TDS (ALL-TIME)

Player	Total TDs
1. Dan Marino (1983-86)	144
2. <b>Josh Allen (2018-21)</b>	<b>135</b>
3. Deshaun Watson (2017-20)	122
4. Patrick Mahomes (2017-20)	120
T5. Russell Wilson (2012-15)	118
T5. Dak Prescott (2016-19)	118
T5. Peyton Manning (1998-01)	118

### 2020 NFL TOTAL TOUCHDOWN LEADERS

Player	Total TDs
1. Aaron Rodgers, GB	51
2. <b>Josh Allen, BUF</b>	<b>46</b>
3. Tom Brady, TB	43
4. Russell Wilson, SEA	42
T5. Ryan Tannehill, TEN	40
T5. Patrick Mahomes, KC	40



### AN EMOTIONAL WIN

Josh Allen led the Bills to a 44-34 win over the Seattle Seahawks in Week 9. The performance became even more meaningful after the game when Bills HC Sean McDermott told the media that Josh's grandmother, Patricia Allen, had passed away the day prior. In a post-game video released by the team, Allen emotionally tells his teammates "I love you guys. There's no place I'd rather be." Upon learning of the heartache Allen played through, Bills fans began making donations to Oishei Children's Hospital in \$17 increments. Donations exploded over the week, eventually surpassing a million dollars.



# JOSH ALLEN QUARTERBACK

# 17

## IF YOU HAVEN'T 'HERD'



### PLAYING FOR THOSE WHO CAN'T

Allen played his high school ball at Firebaugh HS, a place where his family had deep ties. Allen's grandfather, Buzz Allen, donated the land the school was built upon. Shortly after Buzz's passing during Josh's senior year, Firebaugh HS was set to square off with rival high school Dos Palos. Until that game, Firebaugh had never beaten Dos Palos. Josh led the Eagles to a W on his grandfather's birthday and post-game Josh called it a tribute to his late grandfather. In 2019, Firebaugh High School announced it would retire Allen's #15.

### HUMBLE BEGINNINGS

Allen's journey to Buffalo has been no short trek. Born and raised in Firebaugh, California, Allen grew up in a farming town with a population of around 8,000 people. Allen understands the impact his career can have on others. "I hope that they can look at my story and find a source of inspiration and just know that it is possible. And there's nobody in this world that can tell you not to do something if you have the desire to work for it." Allen hasn't forgotten his roots and recently invested in a pistachio tree farm with his dad.

## THE STAMPEDE

### FAVORITE ATHLETE:

Tiger Woods

### FAVORITE MEAL:

Hibachi

### PREGAME RITUAL:

Listen to Elvis

### HIDDEN TALENT:


Can juggle

### DREAM SPORTING EVENT TO ATTEND:

A Sabres Stanley Cup game

### FAVORITE HOBBY:

Golf



### FAVORITE WING SPOT:

Bar Bill

### FAVORITE MOVIE:

Anything Will Ferrell

### PET PEEVE:

The sound of a vacuum

### PRIZED POSSESSION:


His 2018 NFL Draft cap

### FAVORITE BOOK:

The Mamba Mentality

### LITTLE KNOWN FACT:

Participated in gymnastics as a kid





# JOSH ALLEN QUARTERBACK

# 17

## JOSH ALLEN'S NFL REGULAR SEASON PASSING STATISTICS

DATE	TEAM	GP	GS	ATT.	CMP.	PCT.	YDS	AVG.	TD	INT.	LG	SK	LST	RATE
2018	Bills	12	11	320	169	52.8	2,074	6.5	10	12	75t	28	213	67.9
2019	Bills	16	16	461	271	58.8	3,089	6.7	20	9	53t	38	237	85.3
2020	Bills	16	16	572	396	69.2	4,544	7.9	37	10	55	26	159	107.2
2021	Bills	17	17	646	409	63.3	4,407	6.8	36	15	61	26	164	92.2
<b>TOTALS</b>		<b>61</b>	<b>60</b>	<b>1,999</b>	<b>1,245</b>	<b>62.3</b>	<b>14,114</b>	<b>7.1</b>	<b>103</b>	<b>46</b>	<b>75T</b>	<b>118</b>	<b>773</b>	<b>91.0</b>

## JOSH ALLEN'S NFL POSTSEASON PASSING STATISTICS

DATE	TEAM	GP	GS	ATT.	CMP.	PCT.	YDS	AVG.	TD	INT.	LG	SK	LST	RATE
2019	Bills	1	1	46	24	52.2	264	5.7	0	0	38	3	27	69.5
2020	Bills	3	3	120	77	64.2	817	6.8	5	1	37	8	94	94.3
2021	Bills	2	2	62	48	77.4	637	10.3	9	0	75t	2	16	149.0
<b>TOTALS</b>		<b>6</b>	<b>6</b>	<b>228</b>	<b>149</b>	<b>65.4</b>	<b>1,718</b>	<b>7.5</b>	<b>14</b>	<b>1</b>	<b>75T</b>	<b>13</b>	<b>137</b>	<b>106.6</b>

## JOSH ALLEN'S NFL REGULAR SEASON RUSHING STATISTICS

DATE	TEAM	NO.	YDS.	AVG.	LG	TD
2018	Bills	89	631	7.1	45	8
2019	Bills	109	510	4.7	36	9
2020	Bills	102	421	4.1	24t	8
2021	Bills	122	763	6.3	34	6
<b>TOTALS</b>		<b>422</b>	<b>2,325</b>	<b>5.5</b>	<b>45</b>	<b>31</b>

## JOSH ALLEN'S NFL POSTSEASON RUSHING STATISTICS

DATE	TEAM	NO.	YDS.	AVG.	LG	TD
2019	Bills	9	92	10.2	42	0
2020	Bills	25	145	5.8	18	1
2021	Bills	17	134	7.9	26	0
<b>TOTALS</b>		<b>51</b>	<b>371</b>	<b>7.3</b>	<b>42</b>	<b>1</b>

## SINGLE-GAME HIGHS: QUARTERBACK

<b>Pass Attempts</b>	54 at Tampa Bay Buccaneers, Dec 12, 2021	<b>Passer Rating</b>	146.7 at Miami Dolphins, Sep 20, 2020
<b>Pass Completions</b>	36 at Tampa Bay Buccaneers, Dec 12, 2021	<b>Rush Attempts</b>	15 vs. Atlanta Falcons, Jan 02, 2022
<b>Yards Passing</b>	415 vs. Seattle Seahawks, Nov 08, 2020	<b>Rushing Yards</b>	135 at Miami Dolphins, Dec 02, 2018
<b>TD Passes</b>	4 at New Orleans Saints, Nov 25, 2021	<b>Rushing Average</b>	15.0 at Miami Dolphins, Dec 02, 2018
<b>Long Passes</b>	75t vs. Jacksonville Jaguars, Nov 25, 2018	<b>Longest Runs</b>	45 vs. Jacksonville Jaguars, Nov 25, 2018
<b>Completion Percentage</b>	82.1 at New Orleans Saints, Nov 25, 2021	<b>Rushing TDs</b>	2 vs. Atlanta Falcons, Jan 02, 2022



# JOSH ALLEN QUARTERBACK

# 17

## 2020 GAME-BY-GAME REGULAR-SEASON STATISTICS (BILLS)

DATE	OPPONENT	P/S	PASSING													RUSHING					SCORE
			ATT	CMP	YDS	PCT	Y/A	Y/C	TD	INT	LG	SK/YD	RATE	ATT	YDS	LG	TD	W/L			
09/13	Jets	S	46	33	312	71.7	6.8	9.5	2	0	29	3/6	104.6	14	57	16	1	W	27-17		
09/20	at Dolphins	S	35	24	415	68.6	11.9	17.3	4	0	47	1/4	146.7	4	19	16	0	W	31-28		
09/27	Rams	S	33	24	311	72.7	9.4	13.0	4	1	39	4/37	128.9	4	8	6	1	W	35-32		
10/04	at Raiders	S	34	24	288	70.6	8.5	12.0	2	0	49	1/14	115.8	3	-1	11	1	W	30-23		
10/13	at Titans	S	41	26	263	63.4	6.4	10.1	2	2	22†	1/10	77.6	4	18	7	0	L	16-42		
10/19	Chiefs	S	27	14	122	51.9	4.5	8.7	2	1	22	0/0	73.4	8	42	13	0	L	17-26		
10/25	at Jets	S	43	30	307	69.8	7.1	10.2	0	0	38	2/11	90.0	11	61	17	0	W	18-10		
11/01	Patriots	S	18	11	154	61.1	8.6	14.0	0	1	41	1/5	65.5	10	23	19	1	W	24-21		
11/08	Seahawks	S	38	31	415	81.6	10.9	13.4	3	0	39	7/29	138.5	7	14	7	1	W	44-34		
11/15	at Cardinals	S	49	32	284	65.3	5.8	8.9	2	2	31	0/0	77.3	7	38	15	0	L	30-32		
11/29	Chargers	S	24	18	157	75.0	6.5	8.7	1	1	44	2/10	88.4	9	32	11	1	W	27-17		
12/07	at 49ers	S	40	32	375	80.0	9.4	11.7	4	0	35	1/7	139.1	6	11	6	0	W	34-24		
12/13	Steelers	S	43	24	238	55.8	5.5	9.9	2	1	23	1/8	77.5	6	28	11	0	W	26-15		
12/19	at Broncos	S	40	28	359	70.0	9.0	12.8	2	0	55	1/7	114.5	3	33	24†	2	W	48-19		
12/28	at Patriots	S	36	27	320	75.0	8.9	11.9	4	0	50†	0/0	138.7	4	35	22	0	W	38-9		
01/03	Dolphins	S	25	18	224	72.0	9.0	12.4	3	1	32†	1/11	122.3	2	3	4	0	W	56-26		
<b>2020 TOTALS</b>			<b>16-16</b>	<b>572</b>	<b>396</b>	<b>4,544</b>	<b>69.2</b>	<b>7.9</b>	<b>11.5</b>	<b>37</b>	<b>10</b>	<b>55</b>	<b>26/159</b>	<b>107.2</b>	<b>102</b>	<b>421</b>	<b>24†</b>	<b>8</b>	<b>13-3</b>		

## 2019 GAME-BY-GAME REGULAR-SEASON STATISTICS (BILLS)

DATE	OPPONENT	P/S	PASSING													RUSHING					SCORE
			ATT	CMP	YDS	PCT	Y/A	Y/C	TD	INT	LG	SK/YD	RATE	ATT	YDS	LG	TD	W/L			
09/08	at Jets	S	37	24	254	64.9	6.9	10.6	1	2	38†	1/12	71.2	10	38	8	1	W	17-16		
09/15	at Giants	S	30	19	253	63.3	8.4	13.3	1	0	51	3/16	101.1	7	21	9	1	W	28-14		
09/22	Bengals	S	36	23	243	63.9	6.8	10.6	1	1	49	1/2	81.1	9	46	11	0	W	21-17		
09/29	Patriots	S	28	13	153	46.4	5.5	11.8	0	3	23	4/31	24.0	5	26	15	1	L	10-16		
10/06	at Titans	S	32	23	219	71.9	6.8	9.5	2	1	46	4/15	98.3	10	27	6	0	W	14-7		
10/20	Dolphins	S	26	16	202	61.5	7.8	12.6	2	0	27	2/14	111.4	4	32	15	0	W	31-21		
10/27	Eagles	S	34	16	169	47.1	5.0	10.6	2	0	28†	4/14	81.6	8	45	14	0	L	13-31		
11/03	Commanders	S	20	14	160	70.0	8.0	11.4	1	0	49	2/14	110.4	8	12	6	1	W	24-9		
11/10	at Browns	S	41	22	266	53.7	6.5	12.1	0	0	26	1/6	73.8	6	28	12	2	L	16-19		
11/17	at Dolphins	S	33	21	256	63.6	7.8	12.2	3	0	40†	0/0	117.7	7	56	36	1	W	37-20		
11/24	Broncos	S	25	15	185	60.0	7.4	12.3	2	1	34†	1/5	92.9	9	56	18	0	W	20-3		
11/28	at Cowboys	S	24	19	231	79.2	9.6	12.2	1	0	29	4/27	120.7	10	43	15†	1	W	26-15		
12/08	Ravens	S	39	17	146	43.6	3.7	8.6	1	0	37	6/41	62.6	2	9	7	0	L	17-24		
12/15	at Steelers	S	25	13	139	52.0	5.6	10.7	1	1	40	1/8	65.2	7	28	12	1	W	17-10		
12/21	at Patriots	S	26	13	208	50.0	8.0	16.0	2	0	53†	4/32	102.7	7	43	16	0	L	17-24		
12/29	Jets	S	5	3	5	60.0	1.0	1.7	0	0	5	0/0	64.6	0	0	0	0	L	6-13		
<b>2019 TOTALS</b>			<b>16-16</b>	<b>461</b>	<b>271</b>	<b>3,089</b>	<b>58.8</b>	<b>6.7</b>	<b>11.4</b>	<b>20</b>	<b>9</b>	<b>53†</b>	<b>38/237</b>	<b>85.3</b>	<b>109</b>	<b>510</b>	<b>36</b>	<b>9</b>	<b>10-6</b>		



# JOSH ALLEN QUARTERBACK

# 17

## 2018 GAME-BY-GAME REGULAR-SEASON STATISTICS (BILLS)

DATE	OPPONENT	P/S	PASSING											RUSHING					SCORE
			ATT	CMP	YDS	PCT	Y/A	Y/C	TD	INT	LG	SK/YD	RATE	ATT	YDS	LG	TD	W/L	
09/09	at Ravens	P	15	6	74	40.0	4.9	12.3	0	0	24	3/16	56.0	4	26	14	0	L	3-47
09/16	Chargers	S	33	18	245	54.5	7.4	13.6	1	2	57	5/36	63.3	8	32	14	0	L	20-31
09/23	at Vikings	S	22	15	196	68.2	8.9	13.1	1	0	55	3/32	111.2	10	39	10†	2	W	27-6
09/30	at Packers	S	33	16	151	48.5	4.6	9.4	0	2	34	7/64	36.3	5	19	8	0	L	0-22
10/07	Titans	S	19	10	82	52.6	4.3	8.2	0	1	13	1/3	42.0	4	19	14†	1	W	13-12
10/14	at Texans	S	17	10	84	58.8	4.9	8.4	0	0	39	2/16	71.7	4	20	11	0	L	13-20
10/21	at Colts		INACTIVE															L	5-37
10/29	Patriots		INACTIVE															L	6-25
11/04	Bears		INACTIVE															L	9-41
11/11	at Jets		INACTIVE															W	41-10
11/25	Jaguars	S	19	8	160	42.1	8.4	20.0	1	0	75†	0/0	89.8	13	99	45	1	W	24-21
12/02	at Dolphins	S	33	18	231	54.5	7.0	12.8	2	2	38	2/14	71.7	9	135	28	0	L	17-21
12/09	Jets	S	36	18	206	50.0	5.7	11.4	0	2	38	3/14	44.4	9	101	31	1	L	23-27
12/16	Lions	S	26	13	204	50.0	7.8	15.7	1	0	42†	1/9	89.3	9	16	10	1	W	14-13
12/23	at Patriots	S	41	20	217	48.8	5.3	10.9	1	2	31†	0/0	52.6	5	30	13	0	L	12-24
12/30	Dolphins	S	26	17	224	65.4	8.6	13.2	3	1	46	1/9	114.9	9	95	35	2	W	42-17
<b>2018 TOTALS</b>			<b>12-11</b>	<b>320</b>	<b>169</b>	<b>2,074</b>	<b>52.8</b>	<b>6.5</b>	<b>12.3</b>	<b>10</b>	<b>12</b>	<b>75†</b>	<b>28/213</b>	<b>67.9</b>	<b>89</b>	<b>631</b>	<b>45</b>	<b>8</b>	<b>6-10</b>





# JOSH ALLEN QUARTERBACK

# 17

## 2020 GAME-BY-GAME POSTSEASON STATISTICS (BILLS)

DATE	OPPONENT	P/S	PASSING										RUSHING					SCORE		
			ATT	CMP	YDS	PCT	Y/A	Y/C	TD	INT	LG	SK/YD	RATE	ATT	YDS	LG	TD		W/L	
01/09	Colts	S	35	26	324	74.3	9.3	12.5	2	0	37	2/23	121.6	11	54	16	1	W	27-24	
01/16	Ravens	S	37	23	206	62.2	5.6	9.0	1	0	21	2/18	86.1	7	3	6	0	W	17-3	
01/24	at Chiefs	S	48	28	287	58.3	6.0	10.3	2	1	34	4/53	80.8	7	88	18	0	L	24-38	
2020 TOTALS			3-3	120	77	817	64.2	6.8	10.6	5	1	37	8/94	94.3	25	145	18	1	2-1	

## 2019 GAME-BY-GAME POSTSEASON STATISTICS (BILLS)

DATE	OPPONENT	P/S	PASSING										RUSHING					SCORE		
			ATT	CMP	YDS	PCT	Y/A	Y/C	TD	INT	LG	SK/YD	RATE	ATT	YDS	LG	TD		W/L	
01/04	at Texans	S	46	24	264	52.2	5.7	11.0	0	0	38	3/27	69.5	9	92	42	0	L	19-22+	
2019 TOTALS			1-1	46	24	264	52.2	5.7	11.0	0	0	38	3/27	69.5	9	92	42	0	0-1	

+ - Overtime



# BOOGIE BASHAM

## DEFENSIVE END

# 55

6-3 | 274 | 2<sup>ND</sup> YEAR |

DECEMBER 16, 1997 (AGE 24)

ROANOKE, VA

NORTHSIDE HS

WAKE FOREST

DRAFT: 2021 (2<sup>ND</sup> ROUND)

### SHOUTOUTS

- Recorded a sack of Mac Jones in his first NFL playoff game vs. NE (1/15/22).
- Tallied 2.5 sacks and 18 tackles in 9 games during his rookie season.
- Brought down Zach Wilson vs. NYJ (1/9/22).
- Notched 3 tackles and a half sack of Patrick Mahomes at KC (10/10/21).
- In first NFL game vs. Hou (10/3/21), posted a sack of Davis Mills.
- Finished 4-year career at Wake Forest with 20.5 sacks (4th most in school history), 173 tackles, 4 FF and 3 FR in 45 games.
- Registered 5 sacks and 28 tackles in 7 games in a pandemic-shortened 2020.
- Posted 2 tackles and a sack of Trevor Lawrence vs. Clemson (9/12/20).
- Had a career-best 11 sacks to go along with 57 tackles in 2019. The 11 sacks were the 2nd most ever in school history and helped him earn first team All-ACC honors. Also posted 3 forced fumbles.
- Posted a career-high 2.5 sacks vs. North Carolina (9/13/19) and vs. Duke (11/23/19).
- In 2018, had a career-high 64 tackles with 4.5 sacks and 2 FR.



### FIRST-AND-10

**BOOGIE BASHAM** is in his 2nd season in Buffalo after being selected in the second round (61st overall) in 2021. The Wake Forest graduate posted 2.5 sacks in 9 games during his rookie season and tallied another sack during the playoffs.

### IF YOU HAVEN'T 'HERD'

#### "HE LOVES FOOTBALL"

Growing up the son of a handyman in Roanoke, VA, Basham learned the value of hard work at a young age. His father would often bring his son with him on many odd jobs to help him earn sometimes \$2500 during a summer. That work ethic carried over to his football career. Known as an after-hours regular at the Wake Forest football offices and weight room, he had a loud saying on the practice field. "You ain't gotta get ready if you stay ready," according to the *The Athletic*.

"Even in the NFL, I don't care how much they pay you, it's really hard to do it if you don't have a passion for it," Wake Forest coach Dave Clawson told the *Athletic*. "He loves football, he loves his teammates."

#### MIDDLE SCHOOL SPURT

Basham was a two-sport star playing basketball and football in high school. He averaged 20 points and 10 rebounds on the court which was aided by a tremendous growth spurt in middle school. "I entered 7th grade at 5-5 and left 8th grade at 6-2," Basham recalled.

### PERSONAL

Nicknamed Boogie by Tameka Cooper, one of his mother's friends growing up. Son of Carlos, Sr. and Crystal Basham, a nurse. Cousin of Cowboys DE Tarell Basham. Hobbies include collecting shoes and working on his Dodge Challenger. Earned a degree in communications. Full name: Carlos Basham, Jr.



# BOOGIE BASHAM

## DEFENSIVE END

# 55

### IF YOU HAVEN'T 'HERD'



#### BASHAM: QB HUNTER

One of Basham's favorite hobbies is working on and detailing Dodge Challengers, a car that he has upgraded and traded in since his 18th birthday. His vanity license plate on it currently reads "QB Hunter."

"That's who I am, that's what I wanna be known as," he told The Athletic. "I'm strictly about football, nothing else. That's pretty much how I carry myself."

### THE STAMPEDE

#### FAVORITE ATHLETES

##### GROWING UP:

Allen Iverson and Michael Vick

##### FAVORITE MOVIE:

Scarface

##### TOP OF BUCKET LIST:

Go to Antarctica

##### HIDDEN TALENT:


Archery (he competed on his middle school archery team)

##### FAVORITE TV SHOW:

Law & Order

##### PREGAME RITUAL:

Laying on the field near the 50-yard line and listening to two songs



### BOOGIE BASHAM'S NFL REGULAR SEASON DEFENSIVE STATISTICS

DATE	TEAM	GP	GS	TACKLES							INTERCEPTIONS					FUMBLES					ST			MISC											
				TK	S	A	TFL	YDS	SK	YDS	QBH	NO	YDS	LG	TD	PD	FF	FR	TD	YDS	TK	S	A	FF	FR	S	A								
2021	Bills	8	0	18	11	7	4	27	2.5	24.0	3	0	0	0	0	0	0	0	0	0	0	0	0	0	0	0	0	0	0	0	0	0	0	0	0
<b>TOTALS</b>		<b>8</b>	<b>0</b>	<b>18</b>	<b>11</b>	<b>7</b>	<b>4</b>	<b>27</b>	<b>2.5</b>	<b>24.0</b>	<b>3</b>	<b>0</b>	<b>0</b>	<b>0</b>	<b>0</b>	<b>0</b>	<b>0</b>	<b>0</b>	<b>0</b>	<b>0</b>	<b>0</b>	<b>0</b>	<b>0</b>	<b>0</b>	<b>0</b>	<b>0</b>	<b>0</b>	<b>0</b>	<b>0</b>	<b>0</b>	<b>0</b>	<b>0</b>	<b>0</b>	<b>0</b>	

### BOOGIE BASHAM'S NFL POSTSEASON DEFENSIVE STATISTICS

DATE	TEAM	GP	GS	TACKLES							INTERCEPTIONS					FUMBLES					ST			MISC										
				TK	S	A	TFL	YDS	SK	YDS	QBH	NO	YDS	LG	TD	PD	FF	FR	TD	YDS	TK	S	A	FF	FR	S	A							
2021	Bills	2	0	6	5	1	1	4	1.0	4.0	1	0	0	0	0	0	0	0	0	0	0	0	0	0	0	0	0	0	0	0	0	0	0	0
<b>TOTALS</b>		<b>2</b>	<b>0</b>	<b>6</b>	<b>5</b>	<b>1</b>	<b>1</b>	<b>4</b>	<b>1.0</b>	<b>4.0</b>	<b>1</b>	<b>0</b>	<b>0</b>	<b>0</b>	<b>0</b>	<b>0</b>	<b>0</b>	<b>0</b>	<b>0</b>	<b>0</b>	<b>0</b>	<b>0</b>	<b>0</b>	<b>0</b>	<b>0</b>	<b>0</b>	<b>0</b>	<b>0</b>	<b>0</b>	<b>0</b>	<b>0</b>	<b>0</b>	<b>0</b>	

### SINGLE-GAME HIGHS: DEFENSIVE

**Total Tackles** 4 vs. Carolina Panthers, Dec 19, 2021  
**Solo Tackles** 3 vs. Carolina Panthers, Dec 19, 2021

**Sacks** 1.0 vs. New York Jets, Jan 09, 2022  
**Tackles For Loss** 1 vs. New York Jets, Jan 09, 2022



# TYLER BASS KICKER

# 2

**5-10** | **183** | **3<sup>RD</sup> YEAR** 

**FEBRUARY 14, 1997 (AGE 25)**

 **IRMO, SC**

 **DUTCH FORK HS**

 **GEORGIA SOUTHERN**

 **DRAFT: 2020 (6TH RD)**

## SHOUTOUTS

- Since entering the NFL, Bass is second among all players with 276 points.
- Finished the 2021 season with 135 points, marking his second career 100-point season. Bass is the first Bill with consecutive 100-point seasons since Dan Carpenter (2013-15).
- Named AFC Special Teams Player of the Month for his performance in October 2021. He converted all 10 of his field goal attempts, including attempts from 52 and 57 yards.
- Connected on a 57-yard field goal vs. Mia. (10/31/21), the second-longest of his career and the third-longest in Highmark Stadium history.
- Was successful on a career-best 17 consecutive FG attempts, tied for the second longest streak in Bills history.
- Scored 141 points in the 2020 season, setting a franchise record for most points in a single season (previously Steve Christie - 1992).
- Connected on a 54-yard field goal in the Super Wild Card game vs. Ind. (1/9/21), marking the longest FG by a rookie kicker in NFL playoff history and tying Steve Christie (1993) for the longest FG in Bills' playoff history.



## FIRST-AND-10

**TYLER BASS** is in his third year with the Bills after being selected in the sixth round (188th overall) of the 2020 draft. Prior to joining the Bills, he had a four-year career at Georgia Southern (2016-19). He was the first-ever player from Georgia Southern to be drafted by the Bills.

## IF YOU HAVEN'T 'HERD'

### PLAYING FOR MORE

When asked who his inspiration is, Tyler Bass is quick to answer his grandmother.

"My grandma was actually at practice with me every day," Bass told Georgia Southern. "She also was battling breast cancer at the time but she didn't miss a practice or a game, so that gives me a lot of strength."

His grandma has been involved in his football career from the start. When Bass decided to try out for the football team in ninth grade, she brought him to tryouts. Once he made it, she would take him to practice when he couldn't drive. She would also bring snacks and meals to make sure he was performing.

She was diagnosed with breast cancer when he was a senior in high school and had to go through chemotherapy for treatment. She has never missed a game of his, home or away, even through treatment. Her battle taught him not to be afraid of any challenge in front of him.

## PERSONAL

The son of Ron and Kathy Bass. Has a younger sister, Abby. Graduated from Georgia Southern with a degree in Marketing and a double minor in Finance and Business Management.



# TYLER BASS KICKER

# 2

## IF YOU HAVEN'T 'HERD'



### FOR GRANDMA

Tyler Bass' signature look is eye black, but only on one eye. When asked why he chooses to do so, he responded with an ode to his Mamaw.

"It's just something I do... make me feel like more than a kicker at times," Bass said. "I kind of use it and it kind of gives me a little confidence and it's just something I do. I had one [eye black] my last game of my college career. I had an 'M'... that was for my grandma," Bass said.

## THE STAMPEDE

### FAVORITE ATHLETE FROM ANOTHER SPORT:

Lionel Messi

### FIRST JOB:

Working for his uncle

### FAVORITE MUSICAL ARTIST:

Drake

### HIDDEN TALENT:

Can draw

### DREAM SPORTING EVENT TO ATTEND:

Any World Cup match

### FAVORITE MOVIE:


The Dark Knight

### FAVORITE FOOD:

Chicken Alfredo

### Nicknames:

TBass



## TYLER BASS' NFL REGULAR SEASON KICKING STATISTICS

DATE	TEAM	GP	FGM	FGA	PCT.	LG	XP	XPA	PCT.	BLK	PTS
2020	Bills	16	28	34	82.4	58	57	59	96.6	0	141
2021	Bills	17	28	32	87.5	57	51	51	100.0	0	135
<b>TOTALS</b>		<b>33</b>	<b>56</b>	<b>66</b>	<b>84.8</b>	<b>58</b>	<b>108</b>	<b>110</b>	<b>98.2</b>	<b>0</b>	<b>276</b>

## TYLER BASS' NFL POSTSEASON KICKING STATISTICS

DATE	TEAM	GP	FGM	FGA	PCT.	LG	XP	XPA	PCT.	BLK	PTS
2020	Bills	3	7	9	77.8	54	5	6	83.3	0	26
2021	Bills	2	0	0	0.0	0	9	11	81.8	0	9
<b>TOTALS</b>		<b>5</b>	<b>7</b>	<b>9</b>	<b>77.8</b>	<b>54</b>	<b>14</b>	<b>17</b>	<b>82.4</b>	<b>0</b>	<b>35</b>

## TYLER BASS' NFL REGULAR SEASON FIELD-GOAL ACCURACY STATISTICS

DATE	TEAM	1-19	PCT.	20-29	PCT.	30-39	PCT.	40-49	PCT.	50+	PCT.
2020	Bills	1-1	100.0	9-9	100.0	6-9	66.7	8-9	88.9	4-6	66.7
2021	Bills	0-0	0.0	15-15	100.0	7-8	87.5	4-5	80.0	2-4	50.0
<b>TOTALS</b>		<b>1-1</b>	<b>100.0</b>	<b>24-24</b>	<b>100.0</b>	<b>13-17</b>	<b>76.5</b>	<b>12-14</b>	<b>85.7</b>	<b>6-10</b>	<b>60.0</b>



# TYLER BASS KICKER

# 2

## TYLER BASS' NFL POSTSEASON FIELD-GOAL ACCURACY STATISTICS

DATE	TEAM	1-19	PCT.	20-29	PCT.	30-39	PCT.	40-49	PCT.	50+	PCT.
2020	Bills	0-0	0.0	3-3	100.0	0-0	0.0	1-3	33.3	3-3	100.0
2021	Bills	0-0	0.0	0-0	0.0	0-0	0.0	0-0	0.0	0-0	0.0
<b>TOTALS</b>		<b>0-0</b>	<b>0.0</b>	<b>3-3</b>	<b>100.0</b>	<b>0-0</b>	<b>0.0</b>	<b>1-3</b>	<b>33.3</b>	<b>3-3</b>	<b>100.0</b>

## SINGLE-GAME HIGHS: KICKER

**Field Goals Made** 6 at New York Jets, Oct 25, 2020  
**Field Goal Attempts** 8 at New York Jets, Oct 25, 2020  
**Longest Field Goals Made** 58 at Arizona Cardinals, Nov 15, 2020  
**Longest Field Goals Attempt** 61 vs. Seattle Seahawks, Nov 08, 2020  
**PATs Made** 8 vs. Miami Dolphins, Jan 03, 2021  
**PAT Attempts** 8 vs. Miami Dolphins, Jan 03, 2021

**Points** 18 at New York Jets, Oct 25, 2020  
**Special Teams Tackles** 1 at Tampa Bay Buccaneers, Dec 12, 2021  
**Kickoff Average** 65.8 at Miami Dolphins, Sep 19, 2021  
**Extra Point Attempt Percentage** 100.0 at New York Jets, Nov 14, 2021  
**Field Goal Percentage** 100.0 vs. Houston Texans, Oct 03, 2021



# RYAN BATES

## GUARD/CENTER

# 71

**6-4** **302** **4TH YEAR** 

**FEBRUARY 14, 1997 (AGE 25)**



**WARMINSTER, PA**



**ARCHBISHOP WOOD HS**



**PENN STATE**



**TRADE: 2019 (PHI)**

## SHOUTOUTS

- Started 4 games in 2021, including the final three regular season games in which the Bills did not allow a sack to their QB. Also started both playoff games.
- Started first NFL game as a tackle-eligible vs. Hou. (10/3/21).
- Saw action in all 16 games and 3 playoff contests in 2020.
- Played in 8 regular season games as a rookie for the Bills in 2019.
- Played 57 snaps in the 2019 season finale vs. NYJ (12/29/19).
- Saw his first NFL action for the Bills at Ten. (10/6/19).
- Played in 37 career games at Penn State (2016-18), including 12 starts (nine at left tackle and three at right tackle) in 2018.
- Selected to Pro Football Focus National and Big Ten Teams of the Week (9/8/18).
- Started all 14 games as a redshirt freshman in 2016 and earned Freshman All-American honors by the Football Writers Association of America and USA Today. Blocked for Big Ten Offensive player of the year Saquon Barkley.



## FIRST-AND-10

**RYAN BATES** was acquired by the Bills in a trade with Philadelphia for DE Eli Harold on August 9, 2019. A valuable and versatile member of the offensive line, Bates signed a 4-year contract extension in 2022 after the Bills matched the Bears offer sheet. He entered the NFL as an undrafted free agent by the Eagles via Penn State in 2019.

## IF YOU HAVEN'T 'HERD'

### LIFE LESSONS

Bates credits his high school offensive line coach, Mike Carey, for the lessons learned at Archbishop Wood. "He taught me a lot about life," Bates said. "Way more than just football. He talked to me about resiliency, discipline and he just believed in me. We still text and talk." He also took good notes while playing in Philadelphia in 2019. He spoke about the little things Jason Peters would point out to him. "Things like where your inside hand needs to be or where to plant your outside foot. All the small but important details."

### GARAGE WORK

During the pandemic in 2020, Bates put together a make-shift work area in the garage of his parents' home in suburban Philadelphia. It is equipped with an office and a space to lift weights. "There's something about working out in the garage that's kind of like, I wanna say, gritty," he told WIVB. "My household's not the quietest household so I call it my sanctuary."

## PERSONAL

Son of Norman Bates and Theresa Strocen-Bates. Has a sister, Anna. His uncle, Doug Macauley, played football at Tulsa. Hobbies include hunting and fishing. Earned degree in labor and employment relations.

## GAMES PLAYED/STARTED

2019 (Buf, 8/0), 2020 (Buf, 16/0), 2021 (Buf, 17/4) ... Totals (41/4) ... Playoffs: 2019 (Buf, 0/0), 2020 (Buf, 3/0), 2021 (Buf, 2/2) ... Playoff Totals (5/2)



# RYAN BATES

## GUARD/CENTER

# 71

### IF YOU HAVEN'T 'HERD'



### UPLIFTING ATHLETES

Bates works with Uplifting Athletes, a charity that helps raise awareness and funds for children battling rare diseases. "I love that they have a direct effect on helping kids who can't afford treatment. I began working with Athletes Helping Athletes in high school and volunteered as a freshman at Penn State with Uplifting Athletes. Penn State football takes great pride in it."

### THE STAMPEDE

#### FAVORITE ATHLETE

#### GROWING UP:

Brian Westbrook (he had a Fathead of him in his room)

#### FAVORITE LATE NIGHT SNACK:

Honey Nut Cheerios

#### TOP BUCKET LIST ITEM:

Go to Oktoberfest in Germany

#### FIRST JOB:

Camp counselor at Camp Real in Pennsylvania

#### IF YOU COULD PLAY ANY OTHER SPORT:

Power forward for the 76ers

#### FAVORITE MOVIE:

Step Brothers

#### FAVORITE MUSICAL ARTIST:

Dierks Bentley







# CHRISTIAN BENFORD

## DEFENSIVE BACK

# 47

**6-1** **205** **ROOKIE**



**SEPTEMBER 21, 2000 (AGE 21)**



**RANSDALLSTOWN, MD**



**RANDALLSTOWN HS**



**VILLANOVA**



**DRAFT: 2022 (6<sup>TH</sup> ROUND)**

## SHOUTOUTS

- Finished his four-year career at Villanova, playing in 36 games and accumulating 137 tackles, 14 interceptions and 47 passes defended.
- Named a CAA Football First Team Defense selection in 2021. Played in 13 games during his final collegiate season, recording 39 tackles, seven INTs and 18 passes defended.
- Earned CAA Football First Team Defense honors for the spring 2021 season after starting all four games at corner and registering 18 tackles on the year, including 16 solo stops and two assisted tackles.
- In 2019, was named a CAA Football First Team Defense selection. Played in 10 games with seven starts and had 31 tackles (24 solo, seven assisted) to go along with five pass breakups and one interception.
- In 2018, was named the CAA Football Defensive Rookie of the Year and was a third team CAA All-Conference selection. Played in nine games with eight starts on the year, leading the defense with five interceptions and tied for the team lead with six pass breakups. Ranked fourth on the squad with 49 total tackles, including 38 solo stops and 11 assisted tackles.



## FIRST-AND-10

**CHRISTIAN BENFORD** was selected by the Bills in the sixth round (180th overall) in 2022. Benford becomes the first Villanova player to ever be drafted by the Bills.

## IF YOU HAVEN'T 'HERD'

### PLAYING FOR MORE

Throughout his college career, Benford focused on making a name for himself and Villanova football. However, in the spring of 2021 Benford was also navigating his mom, Christel, being hospitalized. Benford touched base with his mother just prior to taking on Stony Brook. "We were texting and she said, 'I feel good, I'm great,'" Benford told the Democrat & Chronicle. "She was saying she was gonna leave the hospital and I was gonna go home for a little bit to try and see her. They said she was good. I was feeling good, and after the game I got a call and they said she passed away. So I had to shed some tears, but I had a game the next week and I always told my mom that I want to make it (to the NFL) for our family, make the best for our family."

Overcoming the tragic loss, Benford finished out his college career and fulfilled his promise to his mom when he was selected in the sixth round of the 2022 draft by the Bills. Bills HC Sean McDermott knows that given Benford's history, he has a chance to be a special player. "You look at his history and what he's done and what he's achieved when the odds have been stacked against him a little bit, both in life and on the football field. You study that and there's something to that, right? People who have been through and faced adversity and develop some resiliency through their life up to this point, and that usually serves them well here."

## PERSONAL

The son of Jewell Benford and the late Christel Perry.



# TERREL BERNARD

## LINEBACKER

# 43

6-1

224

ROOKIE



MAY 7, 1999 (AGE 23)



LA PORTE, TX



LA PORTE HS



BAYLOR



DRAFT: 2022 (3<sup>RD</sup>) ROUND

## SHOUTOUTS

- Played in 45 games during his collegiate career at Baylor.
- Totaled 320 tackles (173 solo), 22.5 tackles for a loss, 12 sacks, 3 interceptions, 11 passes defended and 3 fumble recoveries during his time as a Bear.
- Earned first team All-Big 12 honors and for his standout play as a senior in 2021. Served as a team captain and started 13 games on the year. Finished fifth in the Big 12 in total tackles with 106 on the season. Also had 3.5 tackles for a loss, three sacks and four passes defended on the year.
- Saved his best performance for his last as he took home Sugar Bowl MVP honors after tying a Sugar Bowl record with 20 tackles and two sacks to help Baylor to a 21-7 victory over Ole Miss (1/1/2022).
- Played in five games in 2020 and earned second team All-Big 12 honors for his play. Totaled 55 tackles, 6.5 tackles for a loss, 3.5 sacks and an interception.
- Appeared in all 14 games and earned second team All-Big 12 honors in 2019. Finished the season with a team-high 112 total tackles (53 solo), 4.5 sacks, 3 fumble recoveries and an interception.



## FIRST-AND-10

**TERREL BERNARD** was selected by the Bills in the third round (89th overall) in 2022 after spending his collegiate career at Baylor. Earned Sugar Bowl MVP honors in his last collegiate game after tying a Sugar Bowl record with 20 tackles and two sacks.

## IF YOU HAVEN'T 'HERD'

### LEAD THE WAY

Bernard didn't just earn the respect of his teammates at Baylor because of his all-Big 12 caliber play. He also earned it through the hard work he put in to overcome injuries and through his ability to lead others.

He didn't show up at Baylor ready to lead as a freshman and made sure to observe the veterans ahead of him to see the right way to do things.

"I think it's something you learn," Bernard said to the Waco Tribune-Herald. "It helps to see other leaders and take things from them. So I think I've taken bits and pieces from players and coaches, and people outside of football. I kind of tried to implement that into my personality and try to get the best from people around me. I think that's what being a leader is all about."

"Terrel is a physical and a tough guy," Baylor head coach Dave Aranda said. "He feels a lot, and he's got a great heart, and I think things really matter to him. It's more than lip service with him."

## PERSONAL

The son of Laura Bernard. Graduated with a degree in health, kinesiology and leisure studies. Pursuing a master's degree in sports management.



# TERREL BERNARD

## LINEBACKER

# 43

### THE STAMPEDE

**FAVORITE ATHLETE:**

Ray Lewis

**FAVORITE FOOD:**

Chicken Parm

**PRE-GAME RITUAL:**

Eat chicken, a salad and mashed potatoes.

**NICKNAME:**


Streets

**SKILL HE WANTS TO LEARN:**

Play the guitar

**DREAM VACATION SPOT:**

Aruba

**FAVORITE MOVIE:**

Forrest Gump

**UNIQUE HOBBIES:**

Painting and juggling

**FAVORITE ACTOR:**

Tom Hanks

**FAVORITE ICE CREAM****FLAVOR:**


Blue Bell Vanilla

**NUMBER ONE THING ON HIS BUCKET LIST:**

Visit Africa

**FAVORITE MUSICAL ARTIST:**

Drake





# SPENCER BROWN TACKLE

# 79

6-8 311 2<sup>ND</sup> YEAR

FEBRUARY 28, 1998 (AGE 24)

LENOX, IA

LENOX HS

NORTHERN IOWA

DRAFT: 2021 (3<sup>RD</sup> RD)



## SHOUTOUTS

- Finished his rookie season with 13 games played and 10 starts in the regular season. He also started both postseason games.
- Made his first NFL start vs. Hou. (10/4/21).
- Played in 33 games with 32 starts during his time at Northern Iowa.
- Was named a preseason FCS All-American in 2020 before the season was postponed.
- Started every game at right tackle in 2019 and earned second team Missouri Valley Conference honors as he anchored the Panthers offensive line.
- Played in 13 games with 12 starts for Northern Iowa in his redshirt sophomore year in 2018.
- Played and started in five games for the Panthers as a redshirt freshman in 2017 before suffering a season-ending injury.
- Competed in football, basketball, baseball, golf and track during his time at Lenox High School. Led all Iowa football players in solo sacks with 17 during his senior season. Earned first team all-state honors as a senior for his play at tight end and on defense.

## FIRST-AND-10

**SPENCER BROWN** was drafted by the Bills in the third round (93rd overall) of the 2021 draft. Prior to joining the Bills, he played at Northern Iowa from 2016-20. Brown is the first Bill ever drafted from Northern Iowa.

## IF YOU HAVEN'T 'HERD'

### LOYALTY TO NORTHERN IOWA

When the Missouri Valley Conference postponed the 2020 season to the spring of 2021 due to the COVID-19 pandemic, it was a true shot to the gut of Spencer Brown. Everything had been building to his senior year. He had high hopes not just for himself individually, but also for his team. From his point of view, Northern Iowa had a real chance at a championship.

When the news broke, coaches from Power 5 schools started reaching out to Brown in hopes he was going to transfer in order to bolster his draft stocks. Brown quickly put that to bed because there was no way he was going to be a part of anything that wasn't at Northern Iowa.

"I am not going to let someone else reap the benefits of what UNI did for me," he wrote on his Twitter account. "I did not want to go somewhere and be under a system of guys that didn't like me from the start. I'd never do that."

"It's as simple as that," Brown said to The Athletic. "I can't imagine playing with a bunch of guys that aren't my guys here."

## PERSONAL

The son of Liz Jessen and Kurt Brown, Spencer has two siblings, Erica and Garrett. Graduated with a degree in communication from Northern Iowa.

## GAMES PLAYED/STARTED

2021 (Buf, 13/10) ... Totals (13/10). Playoffs: 2021 (BUF, 2/2) ... Totals (2/2).



## IF YOU HAVEN'T 'HERD'



### LEARNING FROM JOE

After his senior season at Northern Iowa was canceled due to COVID, Brown ended up heading to California to begin draft prep and was paired with former 49ers All-Pro Joe Staley to learn the ropes of life in the NFL.

"He is a real down to earth dude and was just teaching me the ropes, working either one-on-one or with other O-line guys they'd brought in," Brown said to The Creston News Advertiser. "He was a big help in helping me regroup and learn the techniques."

## THE STAMPEDE

### FAVORITE MOVIE:

Miracle

### FAVORITE FOOD:

Anything BBQ

### FIRST JOB:

Mowing lawns

### FAVORITE ATHLETE:

Peyton Manning and Walter Payton

### SKILL HE WOULD LIKE TO LEARN:

How to play the piano

### FAVORITE ACTOR:


Matthew McConaughey

### FAVORITE ICE CREAM:

Strawberry

### FAVORITE TV SHOW:

Peaky Blinders





# JAMES COOK

## RUNNING BACK

# 28

5-11

190

ROOKIE



SEPTEMBER 25, 1999 (AGE 22)



MIAMI, FL



MIAMI CENTRAL HS



GEORGIA



DRAFT: 2022 (2<sup>ND</sup> RD)

## SHOUTOUTS

- Appeared in 50 career games during his time at Georgia and totaled 1,503 yards and 14 touchdowns on 230 carries. Also contributed 67 receptions for 730 yards and six touchdowns.
- Played in all 15 games with three starts during his final season at Georgia in 2021 on a team that won the CFP Championship game. Totaled career-best numbers across the board in rushing with 113 attempts for 728 yards and seven touchdowns. Also set career-highs with 27 catches for 284 yards and 4 touchdowns.
- Served as a team captain for multiple games during the 2021 season.
- Had a career-high 112 receiving yards in the Capital One Orange Bowl to help Georgia reach the National Championship.
- Was the second-leading rusher for Georgia in 2020 as he appeared in eight games and totaled 303 yards on 45 carries.
- Played in all 14 games with 3 starts and finished with a 6.1 yards per carry average and was co-winner of the team's Offensive Most Improved Played Award in 2019.



## FIRST-AND-10

**JAMES COOK** was selected by the Bills in the second round (63rd overall) in 2022 after playing the last four seasons at Georgia. Played a key role in Georgia becoming the 2021 National Champions.

## IF YOU HAVEN'T 'HERD'

### FOLLOWING BIG BROTHER

James Cook did not have to look for to see what it would take to not only make the NFL, but to be successful at that level given that he is the younger brother of Dalvin Cook.

The elder Cook is a three-time Pro Bowler and has shown James how to make it, but also showed him that he can do it by taking his own path.

"That is a motivational factor just knowing that you've got an older brother in the NFL," Cook said to Dawgs247. "And that's someplace you want to be someday. So that just kind of make me wanted to work extra hard knowing that I had an older brother in the league and is a baller. That played a factor, too."

One of his first decisions to carve his own path was when he decided not to follow his older brother's path and to decommit from Florida State and attend the University of Georgia.

While there he was able to make his own name and earn something that Dalvin was never able to, which was to win a National Championship.

## PERSONAL

Is the younger brother of Minnesota Vikings running back Dalvin Cook. Majored in Housing Management & Policy during his time at the University of Georgia. The son of Varondria Burnett and the late James Cook.



# JAMES COOK RUNNING BACK

# 28

## IF YOU HAVEN'T 'HERD'



### CHASING THE GLORY

Cook returned to Georgia for the 2020 season with just one thing on his mind and that was to win the school's first national championship since 1980.

"My last year, knowing I had a purpose for why I came back—and that was to win a national championship," Cook said to UGA Sports. "We hadn't won one in over 40 years, so we all came back for a purpose, and we wanted to do something special."

## THE STAMPEDE

### FAVORITE MUSICAL ARTIST:

Lil Durk

### FAVORITE FOOD:

Chicken

### PRE-GAME RITUAL:

Listen to music

### HOBBIES:

Play video games

### FAVORITE ICE CREAM FLAVOR:


Vanilla or Strawberry

### DREAM VACATION SPOT:

Aruba

### NUMBER ONE THING ON HIS BUCKET LIST:

Win Rookie of the Year





# JAMISON CROWDER

## WIDE RECEIVER

# 80

5-9

177

8<sup>TH</sup> YEAR



JUNE 17, 1993 (AGE 29)



MONROE, NC



MONROE HS



DUKE



FREE AGENT: 2022

## SHOUTOUTS

- Has played in 96 games with 51 starts, catching 409 passes for 4,607 yards and 28 touchdowns. Has also returned 86 career punts for 677 yards (7.9 avg.) and one touchdown.
- Became the second receiver in Jets history to throw a touchdown pass when he connected with Braxton Berrios vs. Cle. (12/27/20) on a 43-yard touchdown. In the effort, also became the second player since 1960 and the first since 2001 (David Patten) to register 90+ receiving yards, 40+ passing yards and 10+ rushing yards in a single game.
- Is one of 10 active players with a receiving and passing touchdown of 40+ yards in their career.
- Has nine career 100-yard receiving games, including a career-high of 141 yards vs. NYG (11/23/17) while with Washington.
- Returned a punt 85 yards for a touchdown at Bal. (10/9/16).
- Finished his college career with 283 receptions, tied for the most career receptions in ACC history. During his junior season (2017), pulled in 108 passes, the most in a single season by any ACC player.



## FIRST-AND-10

**JAMISON CROWDER** joined the Bills after spending three seasons with the Jets (2019-21). Crowder originally entered the NFL as a fourth round pick out of Duke with Washington, where he played from 2015 through 2018.

## IF YOU HAVEN'T 'HERD'

### HIS BIGGEST FAN

Without a doubt, Crowder's biggest fan is his younger brother Jamaris. And despite the brother's connection, Jamison will never hear Jamaris cheer for him as he was born with Down syndrome and is non-verbal. That doesn't stop Jamison from doing everything he can to make his younger brother proud. "He just inspires me," Jamison told the New York Post in 2019. "I get joy out of how happy he is to come and watch me play. He keeps me going. When I'm out there on the field, I know he's happy to see me."

Despite playing in the NFL and being away from home, Jamison makes a point to FaceTime with his brother on a daily basis. "That's the way Jamison has always been," Crowder's mother, Brenda, added to The Post. "I thank God for Jamison being an older brother for him. He wants to do whatever he can to give Jamaris a good life and not feel like he is unable or he has this disability and he's not going to be able to do this or do that."

## PERSONAL

The son of Brenda and James Crowder. His father, James, played football at North Carolina A&T. Graduated from Duke with a degree in sociology while minoring in African and African American studies. He and his wife, Alexis, have two daughters.





# JAMISON CROWDER

## WIDE RECEIVER

# 80

### THE STAMPEDE

#### REASON FOR JERSEY NUMBER:

Grew up a fan of the 49ers and Jerry Rice

#### FAVORITE FOOD:

Jamaican jerk chicken with rice and beans

#### NICKNAME:


JC

#### FAVORITE ACTORS:

Bernie Mac and Denzel Washington

#### SKILL HE WANTS TO LEARN:

Play the saxophone



#### FAVORITE MOVIE:

Life

#### ANIMAL HE WOULD LIKE TO BE:

A jaguar because they have a very powerful bite and are very strategic

#### FAVORITE MUSICAL ARTIST:

J. Cole

#### FAVORITE ICE CREAM

#### FLAVOR:

Butter Pecan

#### NUMBER ONE THING ON HIS BUCKET LIST:

Visit Africa



### JAMISON CROWDER'S NFL REGULAR SEASON RUSHING/RECEIVING STATISTICS

DATE	TEAM	GP	GS	RECEIVING					RUSHING				
				NO.	YDS.	AVG.	LG	TD	NO.	YDS.	AVG.	LG	TD
2015	Commanders	16	6	59	604	10.2	44	2	2	2	1.0	2	0
2016	Commanders	16	9	67	847	12.6	55†	7	2	-2	-1.0	7	0
2017	Commanders	15	6	66	789	12.0	41	3	7	34	4.9	11	0
2018	Commanders	9	7	29	388	13.4	79†	2	4	30	7.5	25	0
2019	Jets	16	12	78	833	10.7	41	6	1	4	4.0	4	0
2020	Jets	12	7	59	699	11.8	69†	6	1	14	14.0	14	0
2021	Jets	12	4	51	447	8.8	29	2	0	0	0.0	0	0
<b>TOTALS</b>		<b>96</b>	<b>51</b>	<b>409</b>	<b>4,607</b>	<b>11.3</b>	<b>79†</b>	<b>28</b>	<b>17</b>	<b>82</b>	<b>4.8</b>	<b>25</b>	<b>0</b>

### JAMISON CROWDER'S NFL POSTSEASON RUSHING/RECEIVING STATISTICS

DATE	TEAM	GP	GS	RECEIVING					RUSHING				
				NO.	YDS.	AVG.	LG	TD	NO.	YDS.	AVG.	LG	TD
2015	Commanders	1	1	3	15	5.0	6	0	0	0	0.0	0	0
<b>TOTALS</b>		<b>1</b>	<b>1</b>	<b>3</b>	<b>15</b>	<b>5.0</b>	<b>6</b>	<b>0</b>	<b>0</b>	<b>0</b>	<b>0.0</b>	<b>0</b>	<b>0</b>



# GABE DAVIS

## WIDE RECEIVER

# 13

**6-2** **210** **3<sup>RD</sup> YEAR** 

**APRIL 1, 1999 (AGE 23)**

 **SANFORD, FL**

 **SEMINOLE HS**

 **UCF**

 **DRAFT: 2020 (4TH RD)**

## SHOUTOUTS

- Made NFL history at KC (1/23/22), becoming the first player to ever tally four touchdown receptions in a single playoff game.
- Recorded 13 receiving touchdowns in his first 30 NFL games with the Bills, which marked the third-most in team history.
- Recorded his second career 100-yard game at NYJ (11/14/21) after recording three catches for 105 yards.
- In his first career playoff game (vs. Ind. 1/9/21) set a playoff franchise record for receiving yards (85) by a rookie WR.
- Had seven touchdown catches in 2020, marking the third-most in team history by a Bills rookie. Also became the first Bills rookie WR since David Nelson in 2010 with TD catches in three straight games.
- At Mia. (9/20), tallied his first career touchdown catch on a six yard pass from Josh Allen in the fourth quarter to give the Bills the lead.
- Finished the season with one of his best performances vs. Mia. (1/3/21) catching two passes for 107 yards and a TD.
- Played in 38 games during his time at UCF and caught 152 passes for 2,447 yards and 23 touchdowns. Averaged 16.1 yards per reception for his career.



## FIRST-AND-10

**GABE DAVIS** was drafted by the Bills in the fourth round (128th overall) of the 2020 draft. Davis left UCF after having totaled 23 career receiving touchdowns, a mark that ranks second in school history. He earned first-team All-AAC honors in 2019.

## IF YOU HAVEN'T 'HERD'

### LARRY FITZ

Buffalo Bills: Embedded provided fans with a sneak peek of the Bills draft process and one element of that was Gabe Davis' Combine interview with the Bills decision makers. Davis revealed in that interview that the wide receiver he has always tried to emulate is long-time NFL veteran and future Hall of Famer Larry Fitzgerald. Davis also notes that having grown up as a Packers fan, he enjoyed watching Donald Driver play.

### DREAM COME TRUE

Davis and Matt Milano teamed up during the 2020 season to give eight-year-old Jackson DeLude a gift and memory that will last a lifetime. They provided DeLude and his family with the opportunity to travel from Buffalo to Orlando, FL to be fitted for a set of prosthetic blades and a trip to Disney World. "There's always people that need help, and the simplest things in life can make someone's life so much better," Davis said at the time. "You never know what anybody's going through. If I can be that person that can help them to better days, I definitely want to do it because of the people that did it for me."

## PERSONAL

Son of Alana Davis. Has two siblings and his younger brother, Jordan will be a freshman at UCF in the fall. Majored in interdisciplinary studies at UCF. Enjoys fishing and playing video games in his time away from football.



## IF YOU HAVEN'T 'HERD'



### MOMMA KNOWS BEST

Davis doesn't hesitate when asked who his biggest career influence has been: his mother Alana Davis. This Mother's Day he penned a first person letter to her, saying "I will carry so much of you with me as I move to Buffalo. You showed me the importance of always being determined. That's been a part of every step in our journey...Mom, you taught me just because I was a late bloomer didn't mean I couldn't rise to the top. You raised three kids and the odds were stacked against you, but look at us. We are some pretty great kids, if you ask me. You did that."



### FOLLOWING THE PATH

UCF has produced its share of talented receivers in recent years, including Davis and Pro Bowl wide receiver Brandon Marshall. The two UCF alumni had the opportunity to connect this offseason to go over film, train and learn. "You have a bright future ahead of you," Marshall told Davis. "I'm excited to watch you, I've been watching you for a couple years. You broke all my records, Mike Sims-Walker's records, Doug Gabriel's records at UCF and I expect you to do the same thing. Carry on that torch, wide receiver university. Come back and bring some other guys with you."

## THE STAMPEDE

**FAVORITE MOVIE:**  
Remember The Titans

**FIRST JERSEY:**  
Aaron Rodgers

**PET PEEVE:**  
Anyone who makes excuses for not putting in work

**PETS:**  
A dog named Ghost

**DREAM VACATION SPOT:**  
Bora Bora

**FAVORITE MUSICAL ARTIST:**  
Nipsey Hussle



## BUFFALO TRACKS

### 2020 ROOKIE RECEIVING TD LEADERS

Player	Receiving TDs
1. Chase Claypool, PIT	9
<b>T2. Gabe Davis, BUF</b>	<b>7</b>
T2. Justin Jefferson, MIN	7
4. Tee Higgins, CIN	6
T5. Three Tied	5

### 2021 PLAYOFFS RECEIVING TD LEADERS

Player	Receiving TDs (Games)
1. Cooper Kupp, LAR	6 (4)
<b>2. Gabe Davis, BUF</b>	<b>5 (2)</b>
T3. Tyreek Hill, KC	3 (3)
T3. Travis Kelce, KC	3 (3)
T3. Byron Pringle, KC	3 (3)



# GABE DAVIS WIDE RECEIVER

# 13

## GABE DAVIS' NFL REGULAR SEASON RUSHING/RECEIVING STATISTICS

				RECEIVING					RUSHING				
DATE	TEAM	GP	GS	NO.	YDS.	AVG.	LG	TD	NO.	YDS.	AVG.	LG	TD
2020	Bills	16	11	35	599	17.1	56t	7	1	0	0.0	0	0
2021	Bills	16	4	35	549	15.7	49	6	0	0	0.0	0	0
<b>TOTALS</b>		<b>32</b>	<b>15</b>	<b>70</b>	<b>1,148</b>	<b>16.4</b>	<b>56T</b>	<b>13</b>	<b>1</b>	<b>0</b>	<b>0.0</b>	<b>0</b>	<b>0</b>

## GABE DAVIS' NFL POSTSEASON RUSHING/RECEIVING STATISTICS

				RECEIVING					RUSHING				
DATE	TEAM	GP	GS	NO.	YDS.	AVG.	LG	TD	NO.	YDS.	AVG.	LG	TD
2020	Bills	3	2	4	85	21.3	37	0	0	0	0.0	0	0
2021	Bills	2	0	10	242	24.2	75t	5	0	0	0.0	0	0
<b>TOTALS</b>		<b>5</b>	<b>2</b>	<b>14</b>	<b>327</b>	<b>23.4</b>	<b>75T</b>	<b>5</b>	<b>0</b>	<b>0</b>	<b>0.0</b>	<b>0</b>	<b>0</b>

## SINGLE-GAME HIGHS: RUSHING/RECEIVING

**Rush Attempts** 1 at Miami Dolphins, Sep 20, 2020  
**Receptions** 5 vs. Carolina Panthers, Dec 19, 2021  
**Receiving Yards** 107 vs. Miami Dolphins, Jan 03, 2021  
**Receiving Average** 35.0 at New York Jets, Nov 14, 2021  
**Longest Receptions** 56t vs. Miami Dolphins, Jan 03, 2021

**Receiving TDs** 2 vs. Carolina Panthers, Dec 19, 2021  
**All-Purpose Yards** 107 vs. Miami Dolphins, Jan 03, 2021  
**Most TDs** 2 vs. Carolina Panthers, Dec 19, 2021  
**Miscellaneous Tackles** 1 vs. Atlanta Falcons, Jan 02, 2022



# DION DAWKINS TACKLE

# 73

**6-5** **320** **6<sup>TH</sup> YEAR**

**APRIL 26, 1994 (AGE 28)**

**RAHWAY, NJ**

**RAHWAY HS**

**TEMPLE**

**DRAFT: 2017 (2ND RD)**

## SHOUTOUTS

- Named to his first career Pro Bowl in 2021.
- Played in 78 consecutive games for the Bills before missing due to COVID.
- At NE (12/21/19), caught his second career TD. Joined Mitch Frerotte as the only Bills offensive lineman to catch two touchdowns in their career.
- Elected a captain by his teammates for the 2019 and 2020 seasons.
- At NYJ (11/11/18), recorded his first career reception and touchdown on a seven yard pass from Matt Barkley. Marked the Bills first receiving TD by an OL since Jason Peters.
- Starting the majority of his rookie season for the Bills at left tackle in 2019. Also started at left tackle in the Bills first playoff game since 1999.
- As a true freshman at Temple in 2013, Dion became one of just four freshman to start at LT for their school.
- Was named 2016 First Team All-AAC (Phil Steele, AAC) during his final season with the Temple Owls.



## FIRST-AND-10

**DION DAWKINS** is in his sixth season with the Bills. Prior to the start of the 2020 season, Dawkins signed a four year extension to keep himself in Buffalo through 2024. Dawkins originally was drafted by the team in the second round (63rd overall) out of Temple in 2017. While at Temple, Dawkins dressed for 44 career games, starting 41. Dawkins was named a First Team All-AAC selection in 2016.

## IF YOU HAVEN'T 'HERD'

### SHNOW MAC

“Stir that mac and cheese up, you stir that mac and cheese up, and eventually the mac and cheese is gonna be nice, wet, and juicy.”

Dawkins made waves when he dropped this quote about the Bills running game following the team’s 17-16 season opening victory over the New York Jets. Dawkins quote went viral and then he capitalized on the opportunity. He now has his own signature dish at Mooney’s Bar and Grill in Buffalo: the “Shnow Mac”. It’s a tribute to Dawkins’ nickname, the Shnowman. All of the proceeds go to the non-profit foundation Rooted in Love. The foundation was founded by Tesha Parker, who uses her late grandmother’s house as a place to shelter and provide for the homeless population.

## PERSONAL

Born April 26, 1994 in Rahway, New Jersey, Dion is the son of Eric and Lisa Dawkins. Dion graduated from Temple with a degree in criminal justice. Dion has a daughter, Dalilah, and a son, Dil.

## GAMES PLAYED/STARTED

2017 (Buf, 16/11), 2018 (Buf, 16/16), 2019 (16/16), 2020 (Buf, 16/16), 2021 (Buf, 16/15) ... Totals (80/74). Playoffs: 2017 (Buf, 1/1), 2019 (Buf, 1/1), 2020 (Buf, 3/3), 2021 (Buf, 2/2) ... Totals (7/7)



# DION DAWKINS TACKLE

# 73

## IF YOU HAVEN'T 'HERD'



### THE ORIGINAL SNOWMAN

Dawkins teamed up with a very special designer for My Cause, My Cleats week in 2018. He invited Jack Frost, a friend of the Bills through Oishei Children's Hospital, to decorate his cleats. What Jack didn't know is that Dawkins and Josh Allen had some big surprises planned. After designing Dawkins' cleats, Allen surprised Jack with a chance to play Madden in the Bills team meeting room. In the meantime, Dawkins was waiting with a pair of Super Bowl tickets that Dawkins gave to Frost for edging out the Bills QB in a tightly contested game.

### RAHWAY-MADE

Fans see Dawkins take the line of scrimmage every Sunday donning the #73, but not many know the story behind it. Dawkins chose his number because fellow Rahway natives Olsen Pierre wore #71 and then Antonio Garay (pictured above) wore #72. In a tribute to his hometown, Dawkins wanted to keep the lineage going and chose #73. Rahway has always been a driving force for Dawkins and one of his proudest moments came as a senior in high school when the mayor of Rahway recognized his service to the city with a formal letter.

## THE STAMPEDE

### DREAM JOB:

Owning a Chick-fil-A

### GAME SHOW HE'D WANT TO BE ON:

Legends of the Hidden Temple

### HOBBIES:

Remote Control Cars

### FIRST SPORTS JERSEY:

Allen Iverson

### NICKNAME:

The Snowman



### EVENT IN HISTORY HE'D WANT TO BE WITNESS TO:

A Muhammad Ali fight

### FAVORITE MOVIE:

300

### HIDDEN TALENT:

Can do handstands

### PROUDEST ACHIEVEMENT:


Graduating

### ANOTHER SPORT HE'D WANT TO PLAY:

Baseball for the Yankees

### FIRST JOB:

Shoveling snow





# STEFON DIGGS

## WIDE RECEIVER

# 14

**6-0** **191** **8<sup>TH</sup> YEAR**

**NOVEMBER 29, 1993 (AGE 28)**



**GAITHERSBURG, MD**



**OUR LADY OF GOOD COUNSEL**



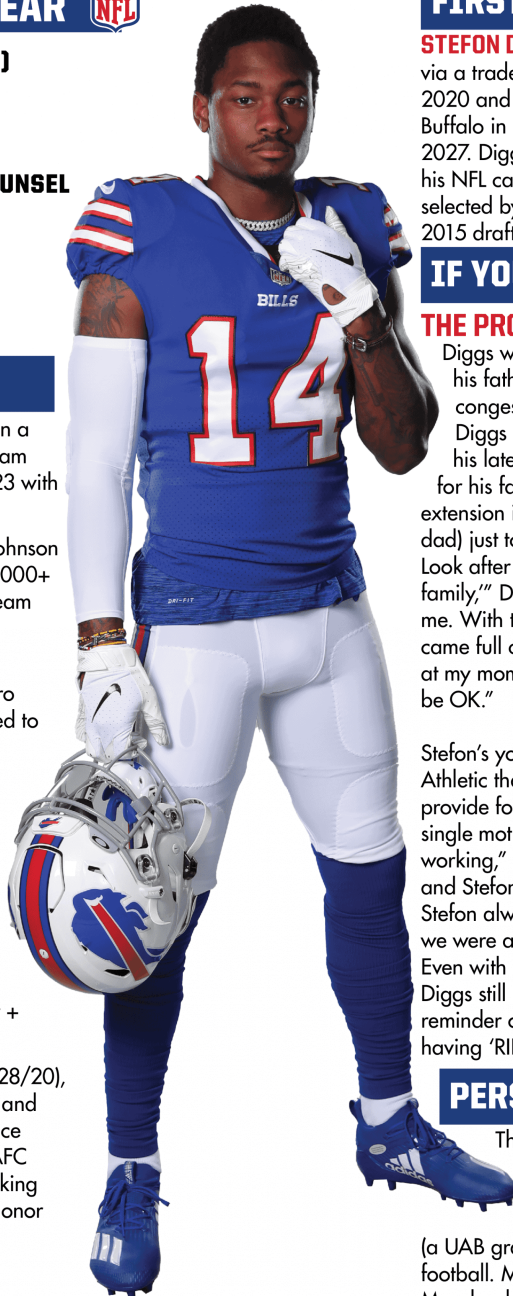
**MARYLAND**



**TRADE: 2020 (MIN)**

### SHOUTOUTS

- Set an NFL record for receptions in a players first two seasons with a team (230), surpassing Wes Welker (223 with New England from 2007-08).
- Became the first Bill since Stevie Johnson (2010-12) to record consecutive 1,000+ yard seasons and the first Bill in team history to surpass 100 catches in consecutive seasons.
- Named a first-team All Pro and Pro Bowler in 2020. Was again named to the Pro Bowl in 2021.
- Became the first player in team history to lead the NFL in catches (127) & yards (1,535) in 2020. Both marks rank as franchise single season records and career-highs.
- Had nine 100-yard games in 2020, marking the most in team history in a single season (regular + postseason).
- In Week 16 at New England (12/28/20), caught nine passes for 145 yards and three touchdowns. The performance culminated in him being named AFC Offensive Player of the Week, making him the first Bills WR to earn the honor since Andre Reed in 1994.



### FIRST-AND-10

**STEFON DIGGS** was acquired by the Bills via a trade with the Vikings in March of 2020 and signed a four year extension with Buffalo in 2021 to keep him a Bill through 2027. Diggs played the first five seasons of his NFL career with the Vikings after being selected by the team in the fifth round of the 2015 draft.

### IF YOU HAVEN'T 'HERD'

#### THE PROVIDER

Diggs was just 14-years-old when his father, Aron, passed away from congestive heart failure. Ever since then, Diggs has dedicated himself to making his late father proud and providing for his family. Upon signing a contract extension in 2018 Diggs reminisced "(My dad) just told me, 'Look after your brothers. Look after your mom. Look after your family,'" Diggs said. "That meant a lot to me. With this day coming forward, it just came full circle...I'm happy that I can look at my mom and tell her everything's gonna be OK."

Stefon's younger brother, Trevon, told The Athletic that Stefon instantly stepped up to provide for their family. "My mom being a single mother at the time, she was always working," Trevon said. "So it was just me and Stefon and my brothers and my sister. Stefon always turned to us and made sure we were all OK. He did a good job of that." Even with all he has already achieved, Diggs still lets his dad serve as a constant reminder of what he is still working for, having 'RIP DAD' tattooed on his right wrist.

### PERSONAL

The son of Stephanie and the late Aron Diggs. His younger brothers, Trevon Diggs (Alabama) and Mar'Sean Diggs (a UAB graduate) both played college football. Majored in American studies at Maryland.



# STEFON DIGGS

## WIDE RECEIVER

# 14

### IF YOU HAVEN'T 'HERD'



### JUMPMAN, JUMPMAN, JUMPMAN

Diggs' accomplishments on the field speak for themselves, but in the 2021 offseason he added a substantial accomplishment off the field as he joined the Jordan Brand family. "It's a little bit unreal, coming from where I come from — where people have been lining up for Jordans or camping out for them overnight. I remember camping out for some Vlls. I even did it myself when I was younger. This is both unreal and surreal, to be part of a successful brand that everybody knows and respects. Jordan Brand has an elite group of athletes. Everyone plays at a high level. I'll never forget the moment I got the call. I've been trying to join the Brand for a year or so, and I was really looking forward to it," said Diggs.

### BUFFALO TRACKS

#### BILLS ALL-TIME SINGLE SEASON RECEIVING

Player	Season	Receiving Yards
1. Stefon Diggs	2020	1,535
2. Eric Moulds	1998	1,368
3. Eric Moulds	2000	1,326
4. Andre Reed	1989	1,312
5. Andre Reed	1994	1,303

#### 2020 NFL RECEIVING YARDS LEADERS

Player	Receiving Yards
1. Stefon Diggs, BUF	1,535
2. Travis Kelce, KC	1,416
3. DeAndre Hopkins, ARZ	1,407
4. Justin Jefferson, MIN	1,400
T5. Davante Adams, GB	1,374
T5. Calvin Ridley, ATL	1,374

#### 2020 NFL RECEPTIONS LEADERS

Player	Receptions
1. Stefon Diggs, BUF	127
T2. DeAndre Hopkins, ARZ	115
T2. Davante Adams, GB	115
4. Darren Walker, LVR	107
5. Travis Kelce, KC	105

### STEFON DIGGS' NFL REGULAR SEASON RUSHING/RECEIVING STATISTICS

DATE	TEAM	GP	GS	RECEIVING					RUSHING				
				NO.	YDS.	AVG.	LG	TD	NO.	YDS.	AVG.	LG	TD
2015	Vikings	13	9	52	720	13.8	40f	4	3	13	4.3	10	0
2016	Vikings	13	11	84	903	10.8	46	3	3	10	3.3	12	0
2017	Vikings	14	14	64	849	13.3	59f	8	8	13	1.6	9	0
2018	Vikings	15	14	102	1,021	10.0	75f	9	10	62	6.2	20	0
2019	Vikings	15	15	63	1,130	17.9	66	6	5	61	12.2	27	0
2020	Bills	16	15	127	1,535	12.1	55	8	1	1	1.0	1	0
2021	Bills	17	17	103	1,225	11.9	61	10	0	0	0.0	0	0
<b>TOTALS</b>		<b>103</b>	<b>95</b>	<b>595</b>	<b>7,383</b>	<b>12.4</b>	<b>75f</b>	<b>48</b>	<b>30</b>	<b>160</b>	<b>5.3</b>	<b>27</b>	<b>0</b>





# STEFON DIGGS

## WIDE RECEIVER

# 14

### STEFON DIGGS' NFL POSTSEASON RUSHING/RECEIVING STATISTICS

DATE	TEAM	GP	GS	RECEIVING					RUSHING				
				NO.	YDS.	AVG.	LG	TD	NO.	YDS.	AVG.	LG	TD
2015	Vikings	1	1	4	26	6.5	9	0	1	6	6.0	6	0
2017	Vikings	2	2	14	207	14.8	61t	1	0	0	0.0	0	0
2019	Vikings	2	2	4	76	19.0	41t	1	2	8	4.0	6	0
2020	Bills	3	2	20	311	15.6	36	2	0	0	0.0	0	0
2021	Bills	2	2	6	67	11.2	45	0	0	0	0.0	0	0
<b>TOTALS</b>		<b>10</b>	<b>9</b>	<b>48</b>	<b>687</b>	<b>14.3</b>	<b>61T</b>	<b>4</b>	<b>3</b>	<b>14</b>	<b>4.7</b>	<b>6</b>	<b>0</b>

### SINGLE-GAME HIGHS: RUSHING/RECEIVING

**Rush Attempts** 2 vs. Philadelphia Eagles, Oct 13, 2019  
**Rushing Yards** 27 at Seattle Seahawks, Dec 02, 2019  
**Longest Runs** 27 at Seattle Seahawks, Dec 02, 2019  
**Receptions** 13 at Chicago Bears, Nov 18, 2018  
**Receiving Yards** 182 vs. Green Bay Packers, Sep 18, 2016  
**Receiving Average** 24.2 vs. Denver Broncos, Nov 17, 2019  
**Longest Receptions** 75t at Green Bay Packers, Sep 16, 2018  
**Receiving TDs** 3 at New England Patriots, Dec 28, 2020  
**All-Purpose Yards** 185 vs. Philadelphia Eagles, Oct 13, 2019  
**Kickoff Returns** 1 vs. Chicago Bears, Dec 20, 2015

**Kickoff Return Yards** 22 vs. Chicago Bears, Dec 20, 2015  
**Longest Kickoff Return** 22 vs. Chicago Bears, Dec 20, 2015  
**Fair Catches** 1 at Washington Redskins, Nov 13, 2016  
**Punt Return Yards** 29 vs. Detroit Lions, Nov 06, 2016  
**Longest Punt Return** 19 vs. Detroit Lions, Nov 06, 2016  
**Punt Returns** 3 vs. Detroit Lions, Nov 06, 2016  
**Punt Return Average** 9.7 vs. Detroit Lions, Nov 06, 2016  
**Most TDs** 3 at New England Patriots, Dec 28, 2020  
**Miscellaneous Tackles** 1 vs. Carolina Panthers, Dec 19, 2021



# TYREL DODSON LINEBACKER

# 53

**6-0** **237** **3<sup>RD</sup> YEAR** 

**JUNE 25, 1998 (AGE 24)**

 **FRANKLIN, TN**

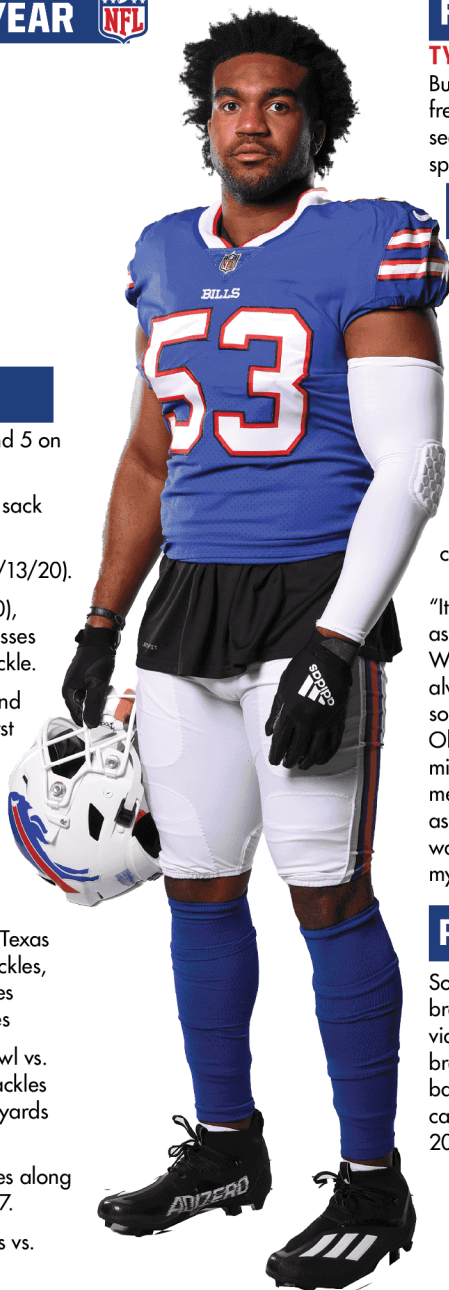
 **CENTENNIAL HS**

 **TEXAS A&M**

 **UDFA: 2019**

## SHOUTOUTS

- Logged 10 tackles on defense and 5 on special teams in 2021.
- Posted 20 tackles, 2 for a loss, a sack and 2 passes defended in 2020.
- Had 7 tackles in start at Ten. (10/13/20).
- In first NFL start at Mia. (9/20/20), totaled 7 tackles, 1 for loss, 2 passes defended and a special teams tackle.
- In his first career game and second snap on defense, recorded his first NFL sack when he took down Jets QB Sam Darnold (9/13/20).
- Became the 8th Bills player to record a sack in a NFL debut and the first to do so since Tremaine Edmunds (9/9/18).
- Finished his three-year career at Texas A&M (2016-18) with 201 total tackles, 6 sacks, 4 interceptions, 11 passes defended and 2 fumble recoveries
- In his final game in the Gator Bowl vs. NC State (12/31/18), posted 9 tackles and returned an interception 78 yards for a TD in a 52-13 win.
- Posted a team-leading 105 tackles along with 5.5 sacks and 3 INTs in 2017.
- Notched a career-high 16 tackles vs. Alabama (10/7/17).



## FIRST-AND-10

**TYREL DODSON** is in his 4th season in Buffalo after being signed as an undrafted free agent following the 2019 draft. He has seen action as a reserve linebacker and special teamer for the Bills.

## IF YOU HAVEN'T 'HERD'

### TYREL'S BEST BUDDY

While participating in the Best Buddies program in high school, Dodson became close with William Gawlas, who is a student with Down Syndrome.

Gawlas, who Tyrel considers his best friend, participates in the Williamson County (TN) Special Olympics. Dodson was more than happy to change roles and support William's on-field competition.

"It means so much to me to have William as my best buddy," Dodson told the Williamson Herald. "He's my brother. He's always watching me and cheering for me, so it was special to be here [at the Special Olympics] and see him shine today. He might have different circumstances than me, but he's still in the same life. He's still as happy as me and that's what makes me wake up every morning and be grateful for my life."

## PERSONAL

Son of Angela Sparkman. Has an older brother, Tyrin Sparkman. Enjoys playing video games and cooking, especially breakfast foods. Competed in football and basketball in high school. Held a football camp at his high school in the summer of 2021. Majored in business management.



# TYREL DODSON LINEBACKER

# 53

## IF YOU HAVEN'T 'HERD'



### "MY NUMBER ONE FAN"

When asked who is hero is, Dodson's is quick to talk about his mother, Angela Sparkman. "Growing up, she was my mother and my father," recalled Dodson. "She worked multiple jobs and she always provided for me and my brother. She had such a positive impact on me. I knew we didn't have a lot, but she always made sure we had what we needed. She is my number one fan and my biggest critic. [laughing] According to her, I have NEVER had a good football game!"

## THE STAMPEDE

### FAVORITE MUSICIAN:

Drake

### NICKNAME:

T Dot

### FAVORITE MOVIE:

Gridiron Gang

### TOP OF BUCKET LIST:

Skydiving

### A SKILL YOU WOULD LIKE TO LEARN:

Jiu-Jitsu

### FAVORITE FOOD:


Pesto salmon, sushi

### DREAM VACATION SPOT:

Greece

### FAVORITE TV SHOW:

The Baker and the Beauty



## TYREL DODSON'S NFL REGULAR SEASON DEFENSIVE STATISTICS

DATE	TEAM	GP	TACKLES										INTERCEPTIONS					FUMBLES					ST					MISC		
			GS	TK	S	A	TFL	YDS	SK	YDS	QBH	NO	YDS	LG	TD	PD	FF	FR	TD	YDS	TK	S	A	FF	FR	S	A			
2019	Bills	0	0	0	0	0	0	0	0.0	0.0	0	0	0	0	0	0	0	0	0	0	0	0	0	0	0	0	0	0		
2020	Bills	10	2	20	11	9	2	6	1.0	5.0	0	0	0	0	2	0	0	0	0	2	2	0	0	0	0	0	0			
2021	Bills	16	0	10	8	2	0	0	0.0	0.0	0	0	0	0	0	0	0	0	0	5	2	3	0	0	0	0	0			
<b>TOTALS</b>		<b>26</b>	<b>2</b>	<b>30</b>	<b>19</b>	<b>11</b>	<b>2</b>	<b>6</b>	<b>1.0</b>	<b>5.0</b>	<b>0</b>	<b>0</b>	<b>0</b>	<b>0</b>	<b>2</b>	<b>0</b>	<b>0</b>	<b>0</b>	<b>7</b>	<b>4</b>	<b>3</b>	<b>0</b>	<b>0</b>	<b>0</b>	<b>0</b>	<b>0</b>				

## SINGLE-GAME HIGHS: DEFENSIVE

**Total Tackles** 7 at Tennessee Titans, Oct 13, 2020  
**Solo Tackles** 5 at Tennessee Titans, Oct 13, 2020  
**Sacks** 1.0 vs. New York Jets, Sep 13, 2020

**Passes Defensed** 2 at Miami Dolphins, Sep 20, 2020  
**Tackles For Loss** 1 at Miami Dolphins, Sep 20, 2020  
**Special Teams Tackles** 2 vs. Miami Dolphins, Oct 31, 2021



# TOMMY DOYLE TACKLE

# 72

**6-8** | **320** | **2<sup>ND</sup> YEAR** 

**MAY 6, 1998 (AGE 23)**

 **EDINA, MN**

 **EDINA HS**

 **MIAMI (OH)**

 **DRAFT: 2021 (5<sup>TH</sup> RD)**

## SHOUTOUTS

- Appeared in 11 regular season and 2 playoff games during his rookie season.
- Made his first NFL debut vs. Hou. (10/4/21).
- Appeared in 32 career games during his time at Miami (OH).
- Played in and started all three games that the Redhawks played in a COVID-19 shortened season as a redshirt senior in 2020. Earned first team All-MAC honors.
- Started all 13 games at left tackle in 2019 and was named first team All-MAC. Was also named one of the team's Offensive Power Players of the Year and earned Academic All-MAC honors. Was a leader on an offensive line that allowed just two sacks per game.
- Played in and started 10 games at right tackle for Miami (OH) in 2018 and helped the Redhawks rush for 159.8 yards per game. As a unit, the O-Line allowed 20 sacks over the season.
- Played hockey and football while in high school in Minnesota. Led his team in sacks as a senior as he starred on both sides of the ball for Edina HS.



## FIRST-AND-10

**TOMMY DOYLE** was drafted by the Bills in the fifth round (161st overall) of the 2021 draft. Prior to joining the Bills, he played at Miami (OH) from 2016-20. Doyle is the second Bill drafted out of Miami (OH), joining TE Bob Jencks in 1963.

## IF YOU HAVEN'T 'HERD'

### FROM HOCKEY TO FOOTBALL

Growing up in Edina, Minnesota, Doyle had no choice but to lace up the skates and play hockey in a town that is obsessed with the sport.

"Hockey was the No. 1 thing for me," Doyle said to WCPO. "Seems like the first thing you learn how to do (in Edina) is skate."

Despite that initial pull to the sport, Doyle's size made it undeniable that he had to give football a shot. He stopped playing hockey in his sophomore year of high school and started dominating on the defensive side of the ball. He wanted to play defensive end at the next level, but he was told that he was too slow off the ball. He had to make the switch to the offensive side of the ball and it wasn't an easy process.

"The transition was hard. Switching positions was difficult at first. You can be more reckless on the defensive line, just play hard with your head down with some technique and you can still make plays. Offensive line is a lot of fundamentals, technique, more of a mental game. Had to

## PERSONAL

The son of Tom Doyle and Krista Nevelle. Tom played football and Krista played volleyball at the University of Minnesota. Graduated with a degree in marketing at Miami (OH).

## GAMES PLAYED/STARTED

2021 (Buf, 11/0) ... Totals (11/0). Playoffs: 2021 (BUF, 2/0) ... Totals (2/0).



## IF YOU HAVEN'T 'HERD'



### CHIP ON HIS SHOULDER

Once Doyle had made the switch to football, he had dreams of ending up with a Big Ten school. His main hopes were Wisconsin or the University of Minnesota, where his dad had played baseball and his mom had played volleyball.

"They didn't give me the time of day," Doyle said to The Athletic. Instead he ended up at Miami (OH) and used the neglect from the Big Ten schools as motivation as he became an All-MAC honoree and earned his selection in the NFL Draft.

## THE STAMPEDE

### FAVORITE MUSICAL ARTIST:

Mac Miller

### FAVORITE ACTOR:

Will Ferrell

### PRE-GAME RITUAL:

Puts everything on the right side first

### FAVORITE FOOD:

Sushi

### FIRST JOB GROWING UP:

Mowing lawns

### SKILL HE WANTS TO LEARN:

Surfing

### FAVORITE ICE CREAM

#### FLAVOR:

Vanilla & Chocolate Twist

### DREAM VACATION SPOT:

Hawaii or Ireland





# TREMAINE EDMUNDS

## LINEBACKER

# 49

6-5

250

5<sup>TH</sup> YEAR



MAY 2, 1998 (AGE 24)



RINGGOLD, VA



DAN RIVER HS



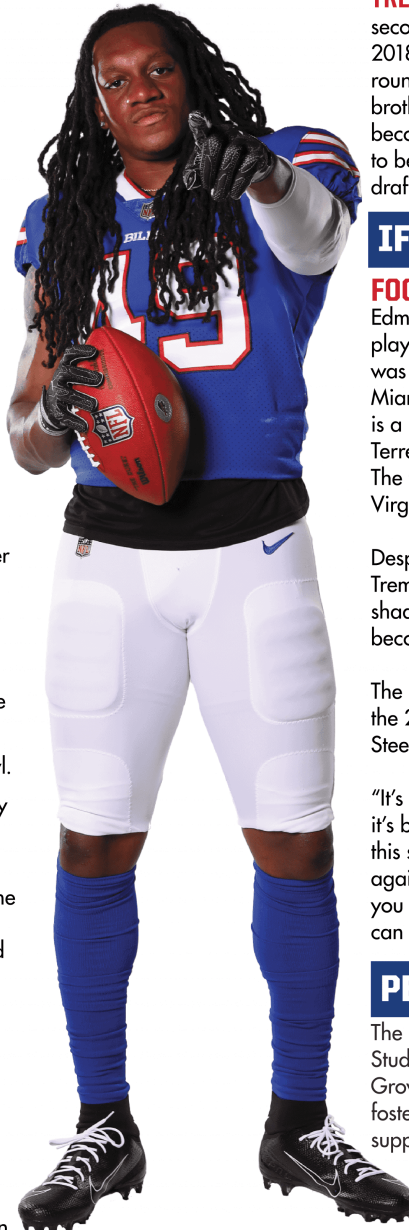
VIRGINIA TECH



DRAFT: 2018 (1ST RD)

## SHOUTOUTS

- Logged 100+ tackles in each of his first four seasons with the Bills, becoming the first Bill with a 4-season streak of 100+ tackles since Preston Brown's 4-season streak from 2014-17.
- Named AFC Defensive Player of the Week for the first time in his career after his performance vs. Hou. (10/3/21). Finished with six tackles and recorded his first interception since 2019.
- Became the first player in NFL history with two seasons of 100+ tackles by the age of 21.
- Named to the 2020 and 2021 Pro Bowl.
- Is one of only two players in NFL history (Luke Kuechly) to record 300+ career tackles before 23.
- Finished his rookie season in 2018 as the only NFL player with 120+ tackles, 12+ passes defended, 2+ sacks, 2+ INTs and 2+ forced fumbles.
- Earned NFL Defensive Rookie of the Month honors for December 2018.
- Became the youngest player (20 years, 7 months, 7 days) to intercept a pass in NFL history vs. NYJ (12/9/18).
- Joined his brothers, Steelers S Terrell and RB Trey, as the first trio of brothers to play in the same game since 1927 on 12/15/19.



## FIRST-AND-10

**TREMAINE EDMUNDS** was the Bills second of two first round draft picks in 2018. Buffalo traded up six spots in the first round to select Edmunds, who joined his brother, Terrell (27th pick by Pittsburgh), in becoming the first brothers in NFL history to be selected in the first round of the same draft.

## IF YOU HAVEN'T 'HERD'

### FOOTBALL FAMILY

Edmunds is no stranger to what it takes to play in the NFL. His father, Ferrell Edmunds, was a two-time Pro Bowl tight end with Miami and Seattle. His oldest brother, Trey, is a RB for Pittsburgh and middle brother, Terrell, was drafted by Pittsburgh in 2018. The three brothers were teammates at Virginia Tech in 2016.

Despite being the youngest of the family, Tremain has worked his way out of the shadows of his older brothers and father, becoming a leader on the Bills' defense.

The brothers all faced off in Week 15 of the 2019 season as the Bills defeated the Steelers.

"It's kind of hard to put into words, because it's been a lifelong dream of ours, being on this stage, playing in prime time, playing against my brothers, I mean what more can you ask for?" Edmunds said. "What more can we ask for as a family?"

## PERSONAL

The son of Felicia and Ferrell Edmunds. Studied communications at Virginia Tech. Growing up in a household with several foster children, he would one day like to support charitable causes in that realm.



# TREMAINE EDMUNDS LINEBACKER

# 49

## IF YOU HAVEN'T 'HERD'



### LEADING THE MEETING ROOM

Midway through the 2018 season, veteran DT Kyle Williams decided to hand the reigns of his players-only defensive meetings to Edmunds, as the future leader of the defense. In the meetings, Edmunds breaks down plays and communicates where the group can improve.

"The guy that's in that position, in a perfect world, is kind of your bell cow," Williams said of Edmunds. "He's communicating the ins and outs of the defense to everybody around. He's the quarterback of the defense."

### 3 E BOYZ

The Edmunds family is very passionate about giving back to their hometown of Dan River, Virginia. Tremain and his brothers started their own foundation, My Brother's Keeper, with the purpose of helping those in need in their community.

When the COVID-19 pandemic hit, the Edmunds were quick to act in their hometown of Danville, Virginia. The family distributed nearly 1,000 lunches to their community members in need in March 2020.

## THE STAMPEDE

#### PREGAME RITUAL:

Pray and listen to music

#### FIRST SPORTS JERSEY:

Ferrell Edmunds

#### FAVORITE OLYMPIC SPORT:

Track and Field

#### NICKNAMES:


Maine

#### BIGGEST OBSTACLE:

Playing in the shadow of his family

#### FAVORITE MOVIE:

Friday Night Lights



#### FAVORITE BOOK:

Mamba Mentality

#### HIDDEN TALENT:

Can draw

#### BUCKET LIST ITEM:

Travel the world

#### HOBBY:

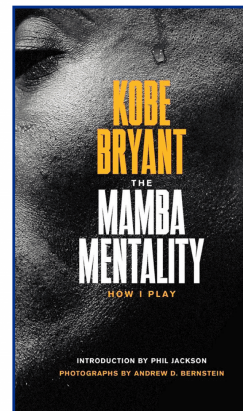
Enjoys cooking

#### FAVORITE BUFFALO RESTAURANT:

Phat Catz

#### FAVORITE TV SHOW:

Martin





# TREMAINE EDMUNDS LINEBACKER

# 49

## TREMAINE EDMUNDS' NFL REGULAR SEASON DEFENSIVE STATISTICS

DATE	TEAM	GP	GS	TACKLES							INTERCEPTIONS					FUMBLES				ST											
				TK	S	A	TFL	YDS	SK	YDS	QBH	NO	YDS	LG	TD	PD	FF	FR	TD	YDS	TK	S	A	FF	FR						
2018	Bills	15	15	121	80	41	5	16	2.0	4.0	7	2	19	17	0	12	2	0	0	0	0	0	0	0	0	0	0	0	0	0	0
2019	Bills	16	16	115	66	49	10	25	1.5	11.5	4	1	0	0	0	9	0	0	0	0	0	0	0	0	0	0	0	0	0	0	
2020	Bills	16	16	119	77	42	4	14	2.0	11.0	3	0	0	0	0	3	0	0	0	0	0	0	0	0	0	0	0	0	0	0	
2021	Bills	15	15	108	70	38	7	9	0.0	0.0	1	1	4	4	0	4	0	0	0	0	0	0	0	0	0	0	0	0	0	0	
<b>TOTALS</b>		<b>62</b>	<b>62</b>	<b>463</b>	<b>293</b>	<b>170</b>	<b>26</b>	<b>64</b>	<b>5.5</b>	<b>26.5</b>	<b>15</b>	<b>4</b>	<b>23</b>	<b>17</b>	<b>0</b>	<b>28</b>	<b>2</b>	<b>0</b>	<b>0</b>	<b>0</b>	<b>0</b>	<b>0</b>	<b>0</b>	<b>0</b>	<b>0</b>	<b>0</b>	<b>0</b>	<b>0</b>	<b>0</b>	<b>0</b>	

## TREMAINE EDMUNDS' NFL POSTSEASON DEFENSIVE STATISTICS

DATE	TEAM	GP	GS	TACKLES							INTERCEPTIONS					FUMBLES				ST										
				TK	S	A	TFL	YDS	SK	YDS	QBH	NO	YDS	LG	TD	PD	FF	FR	TD	YDS	TK	S	A	FF	FR					
2019	Bills	1	1	12	8	4	1	7	1.0	7.0	2	0	0	0	0	0	1	0	0	0	0	0	0	0	0	0	0	0	0	0
2020	Bills	3	3	25	14	11	0	0	0.0	0.0	2	0	0	0	0	3	0	0	0	0	0	0	0	0	0	0	0	0	0	0
2021	Bills	2	2	17	13	4	0	0	0.0	0.0	1	0	0	0	0	0	0	0	0	0	0	0	0	0	0	0	0	0	0	0
<b>TOTALS</b>		<b>6</b>	<b>6</b>	<b>54</b>	<b>35</b>	<b>19</b>	<b>1</b>	<b>7</b>	<b>1.0</b>	<b>7.0</b>	<b>5</b>	<b>0</b>	<b>0</b>	<b>0</b>	<b>0</b>	<b>3</b>	<b>0</b>	<b>1</b>	<b>0</b>	<b>0</b>	<b>0</b>	<b>0</b>	<b>0</b>	<b>0</b>	<b>0</b>	<b>0</b>	<b>0</b>	<b>0</b>	<b>0</b>	<b>0</b>

## SINGLE-GAME HIGHS: DEFENSIVE

**Total Tackles** 13 at Las Vegas Raiders, Oct 04, 2020  
**Solo Tackles** 11 vs. Miami Dolphins, Dec 30, 2018  
**Sacks** 1.0 vs. Miami Dolphins, Jan 03, 2021  
**Passes Defensed** 2 at Tennessee Titans, Oct 06, 2019  
**Forced Fumbles** 1 vs. Tennessee Titans, Oct 07, 2018

**Tackles For Loss** 2 vs. New England Patriots, Dec 06, 2021  
**Interceptions** 1 vs. Houston Texans, Oct 03, 2021  
**Interception Return Yards** 17 vs. Miami Dolphins, Dec 30, 2018  
**Safeties** 1 at Cleveland Browns, Nov 10, 2019





# KAIIR ELAM CORNERBACK

# 24

**6-1** **191** **ROOKIE**

**MAY 5, 2001 (AGE 21)**

**RIVIERA BEACH, FL**

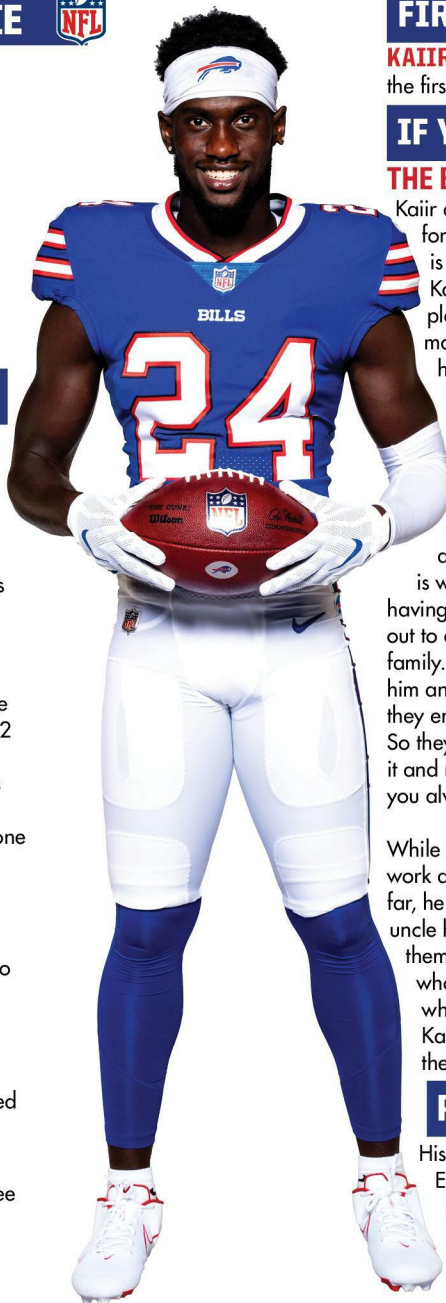
**BENJAMIN HS**

**FLORIDA**

**DRAFT: 2022 (1<sup>ST</sup> ROUND)**

## SHOUTOUTS

- Finished his UF career with six interceptions in 35 games. Added 79 tackles (52 solo), 2.5 TFLs, six INTs, 26 passes defended and one fumble recovery.
- As a junior in 2021, started 10 games and recorded 29 tackles, six passes defended and one interception.
- As a sophomore in 2020, earned first-team All-Southeastern Conference honors. Started at cornerback in all 12 games of the season and finished his sophomore campaign with 39 tackles (28 solo), 1.0 tackles-for-loss, two interceptions, 11 pass breakups and one fumble recovery.
- We a semifinalist for the Jim Thorpe Award in 2020.
- As a freshman in 2019, was named to the Coaches Freshman All-SEC Team after appearing in all 13 games and made five starts in his first collegiate season. Totaled 11 tackles, three interceptions and four passes defended (tied for second-most on the team).
- Was the fifth Gator since 2010 and 10th since 1996 to record at least three interceptions in their first season at Florida.
- Named to 2019-20 SEC First-Year Academic Honor Roll.



## FIRST-AND-10

**KAIIR ELAM** was selected by the Bills in the first round (23rd overall) in 2022.

## IF YOU HAVEN'T 'HERD'

### THE BLUEPRINT

Kaiir did not have to look far growing up for inspiration and examples of what is possible on the football field. Both Kaiir's father, Abram, and uncle, Matt, played in the NFL. Now that Kaiir has made it to the NFL, his dad hopes that he can accomplish everything those who came before him accomplished and then some. "This is his moment," Abram told the Buffalo media after Kaiir was drafted. "He took advantage of every opportunity and made the most of it. This isn't about me. This is him. As a father, this is what you always dream of, your son having more or better than what you set out to do...We always have a saying in the family. They call me 'The Blueprint,' but I see him and Matt and they took the plans and they enhanced it. You know what I mean? So they've taken it and did their thing with it and made it even better. And that's what you always want."

While Kaiir undoubtedly had to put the work and sacrifice in himself to make it this far, he doesn't overlook the role his dad and uncle have played. "I'm just so grateful for them to be in my life because they're guys who tell me not what I want to hear, but what I need to hear and can teach me," Kaiir said the night he was drafted by the Bills.

## PERSONAL

His name is pronounced 'Kai-ear Ee-lam'. Son of Abram Elam and Shayla Davis. Majored in sports management. Ran track and played basketball in high school. For more information, visit [kaiirelam.com](http://kaiirelam.com).



## IF YOU HAVEN'T 'HERD'



### THE ELAM MODEL

Following Kaiir's dad's, Abram, playing career he founded the Elam Model in 2013 to help the next generation of players navigate their career. Among the players that the Elam Model works with is QB Teddy Bridgewater. Kaiir attended the 2014 NFL Draft in New York City when Bridgewater was drafted in the first round by the Minnesota Vikings. Prior to leaving NYC, Kaiir posed for a photo (pictured above third to the right) with a plan to one day hear his name called. That dream came true when the Bills selected Kaiir with the 23rd overall pick in 2022. For more info on The Elam Model, visit [theelammodel.com](http://theelammodel.com).

### A BIG INFLUENCE

Growing up watching LeBron James progress from a kid from Akron, Ohio to a four-time NBA champion and one of the greatest basketball players of all-time, it is no surprise that Kaiir named LeBron as one of his biggest influences.

Specifically when discussing how impactful watching LeBron's career has been on him, Kaiir mentions what it has meant to watch an African American role model achieve the level of success on-and-off the court that LeBron has been able to.

## THE STAMPEDE

### FAVORITE ATHLETE

#### GROWING UP:

Kobe Bryant

### FAVORITE MEAL:

Blackened chicken on a grilled caesar salad

### PREGAME RITUAL:

Drink a gallon of water


### UNIQUE TALENT:

Cracking his knuckles and hands

### AN ANIMAL HE'D WANT

#### TO BE:

A gator



### FAVORITE MOVIE:

Black Panther

### FAVORITE TV SHOW:

Burn Notice

### FAVORITE ICE CREAM:

Cake Batter

### DREAM VACATION SPOT:

Bora Bora

### FAVORITE MUSICAL ARTIST:

Kodak Black

### LITTLE KNOWN FACT:

He was a part of a Boys & Girls Club growing up





# A.J. EPENESA

## DEFENSIVE END

# 57

**6-6** **260** **3<sup>RD</sup> YEAR** 

**SEPTEMBER 15, 1998 (AGE 23)**

 **EDWARDSVILLE, IL**

 **EDWARDSVILLE HS**

 **IOWA**

 **DRAFT: 2020 (2ND RD)**

## SHOUTOUTS

- Blocked a 36-yard FG attempt by Jason Sanders vs. Mia (10/31/21).
- Per Next Gen Stats, his 9 QB pressures at Mia. (9/19/21) were the 3rd most by an NFL player in a single game since the start of 2020.
- Posted first sack of his NFL career vs. the Rams Jared Goff (9/27/20).
- A 3-year starter at Iowa, tallied 26.5 sacks, 8 forced fumbles and 101 tackles. Named 1st-team All-Big Ten in 2018 and 2019 after earning freshman All-Big Ten in 2017.
- Recorded 11.5 sacks, 14.5 tackles for loss and 4 forced fumbles in 2019 to earn 2nd-team All-America honors.
- Twice posted 2.5 sacks (vs. USC in Holiday Bowl, 12/27/19 and vs. Minnesota, 11/16/19), a career high.
- Packed the stat sheet in 2018 by leading the team in tackles for loss (16.5) and sacks (10.5) with 88 QB pressures, 4 forced fumbles and a blocked punt.
- Had 8 tackles, a strip sack that he returned for a 19-yard TD, and a blocked punt at Illinois (11/17/18).
- Notched first career college sack in his first career game vs. Wyoming's Josh Allen (9/2/17).



## FIRST-AND-10

**A.J. EPENESA** (EPP-uh-NESS-uh) is in his 3rd season in Buffalo after being selected by the Bills in the 2nd round (54th overall) in 2020.

## IF YOU HAVEN'T 'HERD'

### HOOP STAR

A three-sport star growing up, Epenesa played on the St. Louis Eagles AAU basketball team that featured Celtics star Jayson Tatum and former Iowa star Tyler Cook. "His athleticism is freaky," Cook told The Athletic. "When I was in eighth grade, I promise you A.J. was better than I was. I'm not going to lie about that at all. A freak athlete, man. People don't know how skilled of a basketball player he was, too. He could shoot it, put it on the deck... I talk to him about it every time I see him."

### IT CAN ONLY BE JARED

According to a story by The Athletic, A.J. Epenesa's middle name, Jared, came from his father's best friend in college. Former DT Jared DeVries used to lend his car in college to Eppy Epenesa, so he could drive 50 miles to see his fiancée (now wife) Stephanie and their newborn daughter, Samantha. "Naming him after Jared has to do with my friendship with Jared, which will stick for life," Eppy said. "I'm glad I did that. It's a blessing just to have Jared as my friend."

## PERSONAL

Full name: Andrew Jared Epenesa. Is the son of Stephanie and Espensa "Eppy" Epenesa. His father, a native of American Samoa, played DT at Iowa. Has a sister, Samantha, and two brothers, Eric, an outside linebacker at Iowa, and lose. Majored in communications. Fan of the St. Louis Cardinals. Played football, basketball and track in high school, scoring over 1,000 points in basketball and earning All-America honors as a discus thrower.



# A.J. EPENESA DEFENSIVE END

# 57

## IF YOU HAVEN'T 'HERD'



### AIGA MEANS FAMILY IN SAMOA

Epenesa's twitter bio contains the flag of American Samoa. His Instagram account is @supersamoan94. The roots run much deeper. His father, Eppy, grew up in Pago Pago, Samoa and that lineage is ingrained in his life. Because of that, family is first for the Epenesas and A.J. is tattooed with birds, tortoise shells, fish, and leaves, all symbols of the Samoan culture. "I didn't have much exposure to Samoa growing up in Illinois," A.J. said. "But my dad tried his best to put his culture into our lives so that I can really embrace it and take pride in it, which I do."

## THE STAMPEDE

### FAVORITE TV SHOW:

Game of Thrones

### FIRST JOB:

Worked in the garage of a tire shop

### BIGGEST PET PEEVE:

People who don't wave back

### FAVORITE FOOD:

Steak

### FAVORITE MOVIE:

Dark Knight

### HIDDEN TALENT:

Plays the ukulele

### FAVORITE CEREAL AS A KID:

Cap'n Crunch

### DREAM VACATION SPOT:

Tokyo, Japan



## A.J. EPENESA'S NFL REGULAR SEASON DEFENSIVE STATISTICS

DATE	TEAM	GP	GS	TACKLES							INTERCEPTIONS					FUMBLES				ST				MISC									
				TK	S	A	TFL	YDS	SK	YDS	QBH	NO	YDS	LG	TD	PD	FF	FR	TD	YDS	TK	S	A	FF	FR	S	A						
2020	Bills	14	1	14	11	3	3	6	1.0	2.0	4	0	0	0	0	1	0	0	0	0	0	0	0	0	0	0	0	0	0	0	0	0	0
2021	Bills	14	0	14	8	6	2	14	1.5	13.0	9	0	0	0	0	1	0	0	0	0	0	0	0	0	0	0	0	0	0	0	0	0	0
<b>TOTALS</b>		<b>28</b>	<b>1</b>	<b>28</b>	<b>19</b>	<b>9</b>	<b>5</b>	<b>20</b>	<b>2.5</b>	<b>15.0</b>	<b>13</b>	<b>0</b>	<b>0</b>	<b>0</b>	<b>0</b>	<b>2</b>	<b>0</b>	<b>0</b>	<b>0</b>	<b>0</b>	<b>0</b>	<b>0</b>	<b>0</b>	<b>0</b>	<b>0</b>	<b>0</b>	<b>0</b>	<b>0</b>	<b>0</b>	<b>0</b>	<b>0</b>	<b>0</b>	<b>0</b>

## A.J. EPENESA'S NFL POSTSEASON DEFENSIVE STATISTICS

DATE	TEAM	GP	GS	TACKLES							INTERCEPTIONS					FUMBLES				ST				MISC									
				TK	S	A	TFL	YDS	SK	YDS	QBH	NO	YDS	LG	TD	PD	FF	FR	TD	YDS	TK	S	A	FF	FR	S	A						
2020	Bills	3	0	3	3	0	0	0	0.0	0.0	1	0	0	0	0	1	0	0	0	0	0	0	0	0	0	0	0	0	0	0	0	0	0
2021	Bills	2	0	2	0	2	0	0	0.0	0.0	0	0	0	0	0	1	0	0	0	0	0	0	0	0	0	0	0	0	0	0	0	0	0
<b>TOTALS</b>		<b>5</b>	<b>0</b>	<b>5</b>	<b>3</b>	<b>2</b>	<b>0</b>	<b>0</b>	<b>0.0</b>	<b>0.0</b>	<b>1</b>	<b>0</b>	<b>0</b>	<b>0</b>	<b>0</b>	<b>2</b>	<b>0</b>	<b>0</b>	<b>0</b>	<b>0</b>	<b>0</b>	<b>0</b>	<b>0</b>	<b>0</b>	<b>0</b>	<b>0</b>	<b>0</b>	<b>0</b>	<b>0</b>	<b>0</b>	<b>0</b>	<b>0</b>	<b>0</b>



# REID FERGUSON LONG SNAPPER

# 69

**6-2** **235** **6<sup>TH</sup> YEAR**

**MARCH 24, 1994 (AGE 28)**

**BUFORD, GA**

**BUFORD HS**

**LSU**

**UDFA: 2016**

## SHOUTOUTS

- Appeared in all 16/17 games for the 5th consecutive season in 2021.
- In 2020, was part of a special teams unit that ranked 8th in the NFL (according to Rick Gosselin).
- He and his brother, Blake, played against each other for first time in their lives at Mia (9/20/20).
- The Bills are 6-2 when he records a tackle on special teams in his career.
- Earned spot on practice squad in 2016 behind long snapper Garrison Sanborn.
- Served as LSU's long snapper for all 51 games of his collegiate career (2012-15) and only had one errant snap which occurred on his first snap as a freshman.
- Earned first-team All-America honors by Phil Steele in 2015.
- Rated as the nation's #2 long snapper coming out of high school by Scout.com and earned a scholarship to LSU.
- Earned a spot on the academic honor roll during all four years of college.
- Has visited 13 current MLB stadiums in his quest to see all 30 venues.



## FIRST-AND-10

**REID FERGUSON** originally joined the Bills as a rookie free agent in 2016 from LSU and was added to the practice squad later that year. In 2017, he became the team's primary long snapper. In 2021, Ferguson signed a three-year contract extension with Buffalo that runs through the 2024 season. He is longest tenured player on the Bills roster.

## IF YOU HAVEN'T 'HERD'

### FIGHT FOR HIS FAMILY

Ferguson's brother, Blake, was diagnosed as a Type 1 diabetic in 2011 at the age of 13. Since then, it has been a family mission to raise awareness and funds to fight diabetes. In fact, during the 2018 offseason, he joined his brother and the American Diabetes Association in a trip to Capitol Hill to meet with lawmakers to raise awareness.

"The experience I had at Call to Congress with the American Diabetes Association was very eye-opening," Ferguson told the Buffalo News. "To be able to go to the Hill and continue the talks to get more funding for diabetes research was incredible."

## PERSONAL

He and his wife, Erica, have a daughter, Blakely. Is the son of Kevin (a project manager at Ernst and Young) and Tracy (a sales executive at Coca-Cola). His brother, Blake, earned a national championship as a long snapper with LSU in 2019 and was a 6th round pick of the Miami Dolphins in 2020. Has a Goldendoodle named Buck and a Labradoodle named Luna. Earned a degree in sports administration and criminology. Began playing football for the Alpharetta (GA) Eagles in the 5th grade. Works extensively with the Classroom Champions program in Buffalo.

## GAMES PLAYED/ STARTED

2017 (Buf, 16/0), 2018 (Buf, 16/0), 2019 (Buf, 16/0), 2020 (Buf, 16/0), 2021 (Buf, 17/0)  
... Totals (81/0) Playoffs: 2017 (Buf, 1/0), 2019 (Buf, 1/0), 2020 (Buf, 3/0), 2021 (Buf, 2/0) ...  
Playoff Totals (7/0)



# REID FERGUSON LONG SNAPPER

# 69

## IF YOU HAVEN'T 'HERD'



### BROTHERLY LOVE, FERGUSON STYLE

Reid and Blake Ferguson took similar paths to the NFL growing up in Buford, GA. Both attended Buford High School and LSU. And both are now playing in the AFC East, as Blake was drafted by the Dolphins in 2020. Blake learned a great deal from his big brother over the years, but it was not a one-way street. "Perseverance is the best thing I learned from Blake," recalled Reid. "His battle with diabetes over the years put a lot of things in perspective for me. Things that seemed like big problems are nothing compared to what he went through."



### GRILLS MAFIA

An avid backyard grill artist, Ferguson has transformed his love grilling into charity while connecting with Bills Mafia. Ferguson sells a line of stylish T-shirts in which proceeds are donated to Western New York food based and veteran charities. More information on those efforts can be found on his personal Twitter feed @SnapFlow69 and on @GrillsMafia.

## THE STAMPEDE

### IF YOU COULD PLAY ANY OTHER SPORT:

Pitcher for the Yankees

### FIRST JOB:

Worked at a Chic-fil-A in high school

### BIGGEST PET PEEVE:

People that don't use their blinker

### UNIQUE TALENT:

Can wiggle my ears

### FAVORITE ACTOR:

Cillian Murphy

### A SKILL YOU WOULD LIKE TO HAVE:

Play the guitar

### DREAM SPORTING EVENT TO ATTEND:

A World Cup final



## BUFFALO TRACKS

### BILLS WITH BROTHERS IN THE NFL

- James and Dalvin Cook
- Stefon and Trevon Diggs
- Tremaine, Terrell and Trey Edmunds
- Reid and Blake Ferguson
- David, Paul and Scott Quessenberry

### LONGEST TENURED BILLS

- Reid Ferguson (since 2016)
- Dion Dawkins (since 2017)
- Micah Hyde (since 2017)
- Matt Milano (since 2017)
- Jordan Poyer (since 2017)
- Tre'Davious White (since 2017)



# REGGIE GILLIAM

## FULLBACK

# 41

6-0 244 3<sup>RD</sup> YEAR 

AUGUST 20, 1997 (AGE 25)

 GALLOWAY, OH

 WESTLAND HS

 TOLEDO

 UDFA: 2020

## SHOUTOUTS

- Played in 16 regular season games with five starts in 2021, both career highs.
- Recorded his first-career rushing attempts (2) at Mia. (9/19/21).
- Notched his first-career touchdown reception at Mia. (9/20/20), scoring on his first pro reception.
- Forced his first NFL fumble, which was recovered by the Raiders on punt coverage at LV (10/4/20).
- Recorded his second-career reception for 15 yards at NYJ (10/25/20).
- Played in 14 regular season and three postseason games for the Bills in 2020, contributing mainly on the special teams unit.
- Made his NFL debut in the season opener vs. NYJ (9/13/20).
- Finished his four-year collegiate career playing in 40 games, while totaling 18 receptions for 153 yards and three receiving touchdowns.
- In 2019, he was nominated for the Jason Witten Collegiate Man of the Year Award for leadership.



## FIRST-AND-10

**REGGIE GILLIAM** signed a two-year contract extension with the Bills in 2022, tying him to the team through 2024. He originally joined the Bills as an undrafted free agent following the 2020 NFL Draft out of Toledo. Gilliam spent four years at Toledo, earning 2018 second-team all-conference honors as a junior.

## IF YOU HAVEN'T 'HERD'

### FROM UNNOTICED TO NFL

Although Gilliam always had the passion to make it to the NFL, he mostly went unnoticed by college coaches.

According to Utrockets.com, "I started my recruitment process late. Coming out of high school, I didn't have many schools looking at me," said Gilliam.

"Toledo reached out around the third game into my senior season. It was the first school to reach out to me, and I decided to visit. I just fell in love with the place immediately, and decided to come to Toledo as a walk-on."

Gilliam enrolled at Toledo in 2015, but did not officially join the team until his second semester. A short time later, he was told he was no longer a running back, that he would now be playing tight end.

"I had never played tight end before, so I knew it was going to be challenging."

## PERSONAL

The son of Reginald and Linda Gilliam. Has two brothers, Travis and Phillip. Graduated with a degree in interdisciplinary studies. He is the first person from Westland HS to make it to the NFL.



# REGGIE GILLIAM FULLBACK

# 41

## THE STAMPEDE


**OTHER HIGH SCHOOL SPORTS:**  
Basketball

**FAVORITE CHILDHOOD PLAYER:**  
LaDainian Tomlinson

**PREGAME RITUAL:**  
Sit in locker room and listen to smooth R&B

**NICKNAMES:**  
Sledge

**DREAM SPORTING EVENT TO ATTEND:**  
Super Bowl



**BEST ADVICE:**  
Control what you can control

**FAVORITE FOOD:**  
Japanese Hibachi

**FAVORITE MOVIE:**  
Undercover Brother

**FAMOUS CELL PHONE CONTACT:**  
Stefon Diggs

**BUCKET LIST ITEM:**  
Visit Dubai

**HOBBIES:**  
Playing video games



## REGGIE GILLIAM'S NFL REGULAR SEASON RUSHING/RECEIVING STATISTICS

				RUSHING					RECEIVING				
DATE	TEAM	GP	GS	NO.	YDS.	AVG.	LG	TD	NO.	YDS.	AVG.	LG	TD
2020	Bills	14	0	0	0	0.0	0	0	2	16	8.0	15	1
2021	Bills	16	5	3	3	1.0	2	0	3	23	7.7	8	0
<b>TOTALS</b>		<b>30</b>	<b>5</b>	<b>3</b>	<b>3</b>	<b>1.0</b>	<b>2</b>	<b>0</b>	<b>5</b>	<b>39</b>	<b>7.8</b>	<b>15</b>	<b>1</b>

## REGGIE GILLIAM'S NFL POSTSEASON RUSHING/RECEIVING STATISTICS

				RUSHING					RECEIVING				
DATE	TEAM	GP	GS	NO.	YDS.	AVG.	LG	TD	NO.	YDS.	AVG.	LG	TD
2020	Bills	3	0	0	0	0.0	0	0	0	0	0.0	0	0
2021	Bills	2	1	0	0	0.0	0	0	3	12	4.0	7	0
<b>TOTALS</b>		<b>5</b>	<b>1</b>	<b>0</b>	<b>0</b>	<b>0.0</b>	<b>0</b>	<b>0</b>	<b>3</b>	<b>12</b>	<b>4.0</b>	<b>7</b>	<b>0</b>

## SINGLE-GAME HIGHS: RUSHING/RECEIVING

**Rush Attempts** 2 at Miami Dolphins, Sep 19, 2021  
**Rushing Yards** 2 at Miami Dolphins, Sep 19, 2021  
**Longest Runs** 2 at Miami Dolphins, Sep 19, 2021  
**Receptions** 1 at New England Patriots, Dec 26, 2021  
**Receiving Yards** 15 at New York Jets, Oct 25, 2020

**Longest Receptions** 15 at New York Jets, Oct 25, 2020  
**Receiving TDs** 1 at Miami Dolphins, Sep 20, 2020  
**All-Purpose Yards** 15 at New York Jets, Oct 25, 2020  
**Special Teams Tackles** 1 vs. New York Jets, Jan 09, 2022  
**Most TDs** 1 at Miami Dolphins, Sep 20, 2020





# DAMAR HAMLIN

## SAFETY

# 31

**6-0** **200** **2<sup>ND</sup> YEAR** 

**MARCH 24, 1998 (AGE 24)**

 **MCKEES ROCKS, PA**

 **PITTSBURGH CENTRAL CATHOLIC**

 **PITTSBURGH**

 **DRAFT: 2021 (6<sup>TH</sup> ROUND)**

## SHOUTOUTS

- Appeared in 14 games during his rookie season in 2021.
- Made his NFL debut vs. Pit. (9/12/21), appearing on special teams.
- In 46 games at Pittsburgh, recorded 275 tackles, 10.0 tackles for loss, 6 interceptions, 21 passes defended and 1 fumble recovery.
- Played and started in 10 games in 2020, leading Pitt in tackles (67) and pass breakups (seven). Also collected 3.5 TFLs and two interceptions.
- Earned All-ACC Second-Team honors following 2020.
- Honored as the ACC Co-Defensive Back of the Week for his performance in the Panthers' win over Virginia Tech (11/21/20), where he compiled a game-high 11 tackles against the Hokies.
- Finished the 2019 season second in tackles (84) for the Panthers and third in pass breakups (10). Also posted 2.5 tackles for loss and one interception.
- Led Pitt with 90 tackles in 2018 and tied for the team lead with two interceptions, along with 3 tackles for loss, four pass breakups and a fumble recovery and earned honorable mention All-ACC.



## FIRST-AND-10

**DAMAR HAMLIN** was selected by the Bills in the sixth round (212th overall) of the 2021 NFL Draft. He previously spent the 2016-20 seasons at Pittsburgh, where he earned All-ACC Second-Team honors following the 2020 season. He joins CB Dane Jackson as the second Panther defensive back drafted by the Bills in as many years.

## IF YOU HAVEN'T 'HERD'

### USING HIS PLATFORM FOR GOOD

Reminiscing on his journey, Damar Hamlin decided that he wanted to use his platform to give back to others and created The Chasing M's Foundation. His first program was a toy drive in 2020.

He raised money on GoFundMe to purchase and donate toys to Kelly and Nina's Daycare Center in his hometown of McKees Rocks, Pennsylvania.

"The idea popped in my head right after Clemson week," Hamlin told the Pittsburgh Post-Gazette. "It sparked a thought in my head. But I actually couldn't do anything until after my eligibility was done as far as GoFundMe and all that. So it's been a solid week and a half of preparation for the toy drive. This was all able to happen off that short amount of time. That just goes to show the support that the town, the city, all of Pitt fans and the University of Pittsburgh, everyone that grew up watching me and knew my story personally and have been a part of it, that's just a testament to how much they support me."

## PERSONAL

The son of Mario and Nina Hamlin. Has one brother. Earned his bachelor's degree in communication from Pittsburgh.



# DAMAR HAMLIN SAFETY

# 31

## IF YOU HAVEN'T 'HERD'

# Chasing Millions

### CHASING M'S

In addition to the Chasing M's Foundation, Hamlin also has a clothing brand named Chasing M's. Chasing M's stands for Chasing Millions and according to the brand's website, it is "for those who have a dream and pursue it... It is for those who want something more and can't settle to be average."

Hamlin has donated clothes from his brand to his area high school in Pittsburgh, Sto-Rox, and will continue to use it to grow his platform and increase the people that he can reach.

## THE STAMPEDE

### FAVORITE ATHLETE:

Darrelle Revis

### FAVORITE MOVIE:

ATL

### NICKNAME:

D Ham

### FAVORITE FOOD:

Wings

### FIRST JOB GROWING UP:

Worked for his family's cleaning business at age 12

### FAVORITE TV SHOW:


Million Dollaz Worth Of Game podcast on Youtube

### FAVORITE ICE CREAM FLAVOR:

Cookies & Cream

### DREAM VACATION SPOT:

Dubai



## DAMAR HAMLIN'S NFL REGULAR SEASON DEFENSIVE STATISTICS

DATE	TEAM	GP	GS	TACKLES							INTERCEPTIONS					FUMBLES					ST			MISC		
				TK	S	A	TFL	YDS	SK	YDS	QBH	NO	YDS	LG	TD	PD	FF	FR	TD	YDS	TK	S	A	FF	FR	S
2021	Bills	14	0	1	1	0	0	0	0.0	0.0	0	0	0	0	2	0	0	0	0	1	1	0	0	0	0	0
<b>TOTALS</b>		14	0	1	1	0	0	0	0.0	0.0	0	0	0	0	2	0	0	0	0	1	1	0	0	0	0	

## DAMAR HAMLIN'S NFL POSTSEASON DEFENSIVE STATISTICS

DATE	TEAM	GP	GS	TACKLES							INTERCEPTIONS					FUMBLES					ST			MISC		
				TK	S	A	TFL	YDS	SK	YDS	QBH	NO	YDS	LG	TD	PD	FF	FR	TD	YDS	TK	S	A	FF	FR	S
2021	Bills	2	0	1	1	0	0	0	0.0	0.0	0	0	0	0	0	0	0	0	0	0	0	0	0	0	0	
<b>TOTALS</b>		2	0	1	1	0	0	0	0.0	0.0	0	0	0	0	0	0	0	0	0	0	0	0	0	0	0	

## SINGLE-GAME HIGHS: DEFENSIVE

**Total Tackles** 1 vs. Indianapolis Colts, Nov 21, 2021  
**Solo Tackles** 1 vs. Indianapolis Colts, Nov 21, 2021

**Passes Defensed** 1 vs. Houston Texans, Oct 03, 2021  
**Special Teams Tackles** 1 at New York Jets, Nov 14, 2021



# BOBBY HART TACKLE

# 68

6-5 310 8<sup>TH</sup> YEAR 

**AUGUST 21, 1994 (AGE 28)**

 **FORT LAUDERDALE, FL**

 **AQUINAS HS**

 **FLORIDA STATE**

 **FREE AGENT: 2021**

## SHOUTOUTS

- Has started 67-of-83 career games played during his seven NFL seasons.
- Played four games during the 2021 season, three for the Titans and one for the Bills.
- Was one of just four Bengals to start all 16 games in 2019, and saw action on 98.9 percent (1086 of 1098) of Cincinnati's offensive snaps, the second-highest percentage on the team.
- Blocked for 1,000-yard rushing seasons by Bengals RB Joe Mixon in 2018 and 2019 — 1,137 yards in 2019 and an AFC-best 1168 yards in '18.
- Played in 10 games, with seven starts for the Giants in 2017.
- Played in 14 games, with 13 starts during the 2016 season with the Giants. Also played in the team's wild card game vs. the Green Bay Packers (1/8/17).
- In 2015, played in nine games as a rookie, with one start.
- Named a third-team All-ACC in 2014 with Florida State. Started 37 career games, including 28 consecutive at RT from 2013-14 for the Seminoles. Also started all 14 games at RT for 2013 Seminoles team that won National Championship.



## FIRST-AND-10

**BOBBY HART** joined the Bills in 2021 after spending three seasons with the Bengals (2018-20). Hart originally entered the NFL as a 7th round pick in 2015 with the Giants, where he played through the 2017

## IF YOU HAVEN'T 'HERD'

### GIVING BACK

Hart has fond memories of his days growing up in Lauderdale and enjoying all the athletic programs and camps he attended as a child. Now, the 6-5 310-pound offensive lineman is taking the initiative to give back to the community he calls home. The Hart to Greatness Foundation recently hosted its inaugural youth football camp at the Lauderdale Sports Complex. Approximately 150 players, ages 7-14, attended the free football camp conducted by Hart, his father Chris, National Football League players and local coaches. "I just wanted to show the kids they can make something of themselves no matter where they come from and give them hope. It was a very good turnout for our first camp with fellow NFL players Ruben Carter (Miami Dolphins) and J.T. Thomas (Giants) helping out. The kids got to witness that if they work hard, they can go wherever they want in life. We spoke a lot about respecting your parents, who will always be there for you and be in your corner," Hart said. "The camp's expectations were easily exceeded and I'm already looking forward to next year. Every year we're going to do something for the kids and I want to do a high school camp next season."

## PERSONAL

Is married and has two sons. Participated in high school wrestling and basketball in addition to playing football.



## THE STAMPEDE

### FAST FACT:

Owens a business called INK, which specializes in sports management, construction and music

### FAVORITE FOOD:

Bison

### DREAM VACATION SPOT:

Egypt

### FAVORITE ICE CREAM:

Vanilla

### FIRST JOB:

Worked at a bank in high school



### ANOTHER SPORT HE'D WANT TO PLAY PROFESSIONALLY:

Basketball and play like Kevin Durant

### SKILL HE WANTS TO LEARN:

To play soccer like Ronaldo

### FAVORITE ANIMAL:

Orca

### FAVORITE TV SHOW:

Ozark

### FAVORITE MOVIE:

Life





# MICAH HYDE SAFETY

# 23

**6-0** **197** **10<sup>TH</sup> YEAR**

**DECEMBER 31, 1990 (AGE 31)**

**FOSTORIA, OHIO**

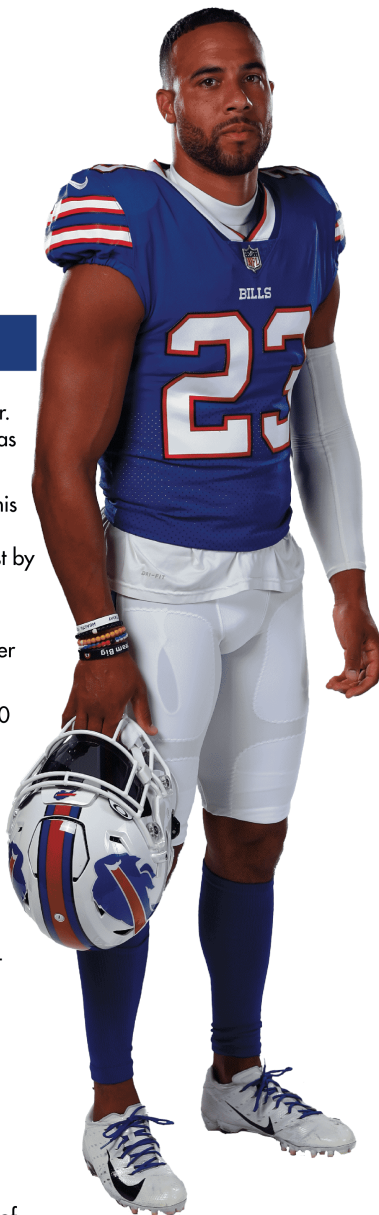
**FOSTORIA HS**

**IOWA**

**FREE AGENT: 2017**

## SHOUTOUTS

- Earned 2nd-team All-Pro honors in 2021 for the second time in his career. Also earned 2nd-team honors and was named a Pro Bowler in 2017.
- Recorded the second interception of his playoff career vs. NE (1/15/22). Also added 54 punt return yards, fifth most by a Bill in a playoff game.
- Finished 2021 tied for 4th in the NFL with 5 interceptions, matching a career high he previously set in 2017.
- He and Jordan Poyer combined for 10 interceptions in 2021, most among any safety duo in the NFL.
- Is one of three defensive backs in the NFL since 2013 with 22+ INTs and 5+ sacks, joining Harrison Smith and Tyrann Mathieu.
- Returned an onside kick 45 yards vs. Mia. (10/21/19). Marked the first NFL onside kick returned for a touchdown since 2010.
- Tied for 5th in the NFL with a career-high five interceptions in 2017. He and Jordan Poyer combined for 10 interceptions - most among all safety duos in the NFL.
- Was the first Packers defensive back since 1982 to register a sack in each of his first three seasons.



## FIRST-AND-10

**MICAH HYDE** signed a two-year contract extension with the Bills in 2021, tying him to the team through 2023. He originally joined the Bills as a free agent in 2017 after spending his first four NFL seasons in Green Bay. Hyde was a 5th round pick of the Packers in 2013.

## IF YOU HAVEN'T 'HERD'

### COUNTED OUT

"I have always been overlooked." And it's something Hyde takes a lot of pride in and it fuels his desire to be the best. Recruited only by Iowa and MAC schools, he committed to Iowa on the last day of the signing period. "When I was a free agent, Buffalo was the only team that was interested. It all keeps me working. I'm never the one to look for pats on the back."

### NO DEBT

Hyde's foundation, IMagINE For Youth, stepped up for his hometown of Fostoria, OH in December by paying off \$1,485 of Fostoria City School lunch debt that helped 167 children in the district. "Micah is a product of where he comes from and he worked really hard getting to where he is. And I think he is fortunate, obviously, to be an NFL player and to be able to be fortunate like that and be able to give back to your community. I think that's a mark of an outstanding individual," said Tracy Troxel (from IMagINE For Youth).

## PERSONAL

He and his wife, Amanda, were married on July 7, 2018. The couple welcomed a son, Micah Jr., in March 2020, and a daughter, Maverick, in August 2021. Son of Pamela Moore and his stepfather Clayton Moore. His brother, Marcus, was a safety at Michigan State from 2007-10. In high school, earned first-team, all-state honors as a quarterback. Graduated with a degree in recreation and sports business.



## IF YOU HAVEN'T 'HERD'



### IMAGINE FOR YOUTH FOUNDATION

Took an idea that began as part of a class project in college and started the IMagI Ne for Youth Foundation, an organization that collected sporting goods and donated them to local charities in Iowa. The foundation has continued on with its work in other states. "I believe sports are a gateway to learning how to be successful in life," said Hyde. [imagineforyouth.org]

### BENEFITING BUFFALO

Hyde hosted a charity softball game in May 2022 to support his IMagI Ne for Youth Foundation and the families affected by the shooting at the Tops Market on Jefferson Avenue. Less than 24 hours after the tragedy, the Bills came together for the game and raised over \$200,000 in total, with \$100,000 going to the victims' families.

## THE STAMPEDE

#### PREGAME RITUAL:

Likes to joke around

#### FAVORITE APP:


Google Home

#### FIRST JERSEY:

Terrell Davis

#### HIDDEN TALENT:

Can play any sport



### HYDE'S GREEN THUMB

Growing up in a single family home, Hyde was mentored by a family friend, Ken Watson (pictured with Hyde above), who operated a farm in Tiffin, Ohio. Micah worked for Watson at that farm. "He taught me the value of the dollar and what hard work can do for you. I'd wake up early in the morning and do all sorts of jobs like bailing straw, moving boulders, and cutting down trees."

It would not be a stretch to drive by Hyde's house now and see him outside gardening, mulching, or planting. "I'm really meticulous about how everything looks outside. I take a great deal of pride in that. Honestly, being so detail-oriented correlates with how I try to live my life as a whole. I learned those skills and other life lessons from working on that farm."

#### FAVORITE FOOD:

Mexican

#### MOST FAMOUS CELL

PHONE CONTACT:

Tre'Davious White

#### FAVORITE PLAYERS:

Deion Sanders and Champ


Bailey

#### ADVICE TO YOUNGER SELF:

Stay the course and grind

#### BEST PLAYER FACED:

Calvin Johnson





# MICAH HYDE SAFETY

# 23

## MICAH HYDE'S NFL REGULAR SEASON DEFENSIVE STATISTICS

DATE	TEAM	GP	GS	TACKLES							INTERCEPTIONS					FUMBLES				ST					
				TK	S	A	TFL	YDS	SK	YDS	QBH	NO	YDS	LG	TD	PD	FF	FR	TD	YDS	TK	S	A	FF	FR
2013	Packers	16	3	47	34	13	2	5	1.0	10.0	0	0	0	0	0	2	1	0	0	0	7	6	1	0	1
2014	Packers	16	12	57	43	14	2	8	1.0	7.0	1	2	9	9	0	7	0	0	0	0	3	3	0	0	0
2015	Packers	15	7	50	46	4	1	3	1.0	3.0	1	3	36	34	0	6	0	1	0	0	5	5	0	0	1
2016	Packers	16	11	56	45	11	3	10	1.0	6.0	2	3	11	11	0	9	0	1	0	0	2	2	0	0	1
2017	Bills	16	16	82	65	17	2	9	0.0	0.0	0	5	64	37	0	13	0	0	0	0	0	0	0	0	0
2018	Bills	15	15	57	41	16	1	2	0.0	0.0	0	2	16	16	0	5	0	1	0	0	9	1	0	1	0
2019	Bills	16	16	72	50	22	1	2	0.0	0.0	1	1	0	0	0	2	2	1	0	31	0	0	0	0	
2020	Bills	15	15	70	48	22	1	6	0.0	0.0	0	1	33	33	0	5	0	0	0	0	0	0	0	0	
2021	Bills	17	17	74	53	21	4	11	1.0	6.0	2	5	59	26	1	10	1	2	0	16	0	0	0	0	
<b>TOTALS</b>		<b>142</b>	<b>112</b>	<b>565</b>	<b>425</b>	<b>140</b>	<b>17</b>	<b>56</b>	<b>5.0</b>	<b>32.0</b>	<b>7</b>	<b>22</b>	<b>228</b>	<b>37</b>	<b>1</b>	<b>59</b>	<b>4</b>	<b>6</b>	<b>0</b>	<b>56</b>	<b>18</b>	<b>16</b>	<b>2</b>	<b>0</b>	<b>3</b>

## MICAH HYDE'S NFL POSTSEASON DEFENSIVE STATISTICS

DATE	TEAM	GP	GS	TACKLES							INTERCEPTIONS					FUMBLES				ST					
				TK	S	A	TFL	YDS	SK	YDS	QBH	NO	YDS	LG	TD	PD	FF	FR	TD	YDS	TK	S	A	FF	FR
2013	Packers	1	0	5	4	1	0	0	0.0	0.0	0	0	0	0	0	1	1	0	0	0	0	0	0	0	0
2014	Packers	2	1	2	2	0	0	0	0.0	0.0	1	0	0	0	0	0	0	0	0	0	0	0	0	0	1
2015	Packers	2	0	8	2	6	0	0	0.0	0.0	0	0	0	0	0	1	0	0	0	0	1	1	0	0	0
2016	Packers	3	3	14	12	2	2	8	1.0	6.0	1	1	18	18	0	3	0	0	0	0	0	0	0	0	0
2017	Bills	1	1	4	4	0	0	0	0.0	0.0	0	0	0	0	0	0	0	0	0	0	0	0	0	0	0
2019	Bills	1	1	5	4	1	0	0	0.0	0.0	0	0	0	0	0	0	0	0	0	0	0	0	0	0	0
2020	Bills	3	3	17	14	3	0	0	0.0	0.0	0	0	0	0	0	3	0	0	0	0	0	0	0	0	0
2021	Bills	2	2	6	4	2	0	0	0.0	0.0	0	1	0	0	0	1	0	0	0	0	0	0	0	0	0
<b>TOTALS</b>		<b>15</b>	<b>11</b>	<b>61</b>	<b>46</b>	<b>15</b>	<b>2</b>	<b>8</b>	<b>1.0</b>	<b>6.0</b>	<b>2</b>	<b>2</b>	<b>18</b>	<b>18</b>	<b>0</b>	<b>9</b>	<b>1</b>	<b>0</b>	<b>0</b>	<b>0</b>	<b>1</b>	<b>1</b>	<b>0</b>	<b>0</b>	<b>1</b>

## SINGLE-GAME HIGHS: DEFENSIVE

**Total Tackles** 12 at San Francisco 49ers, Dec 07, 2020  
**Sacks** 1.0 at Miami Dolphins, Sep 19, 2021  
**Passes Defensed** 3 at Chicago Bears, Dec 18, 2016  
**Forced Fumbles** 1 at New York Jets, Nov 14, 2021  
**Fumble Recoveries** 1 at New York Jets, Nov 14, 2021

**Tackles For Loss** 1 vs. New England Patriots, Dec 06, 2021  
**Interceptions** 2 at New England Patriots, Dec 26, 2021  
**Special Teams Tackles** 2 vs. Cleveland Browns, Oct 20, 2013  
**Special Teams Fumble Recoveries** 1 vs. Minnesota Vikings, Dec 24, 2016  
**Longest Opponent's Fumble Return** 31 at New England Patriots, Dec 21, 2019



# DANE JACKSON CORNERBACK

# 30

5-11

180

3<sup>RD</sup> YEAR



NOVEMBER 29, 1996 (AGE 25)



CORAOPOLIS, PA



CORNELL/QUAKER VALLEY



PITTSBURGH



DRAFT: 2020 (7TH RD)

## SHOUTOUTS

- Started the final 6 regular season games and both postseason contests of 2021 in place of an injured Tre'Davious White.
- Ended a Dolphins drive in the red zone at Mia. (9/19/21) with a 4th down tackle of RB Malcolm Brown.
- Started at Arz. (11/15/20) and posted 8 tackles, a PBU in the end zone and a fumble recovery.
- In his first NFL game at NYJ (10/25/20), started at cornerback and registered an INT of Sam Darnold along with 2 PBUs.
- Finished four-year career at Pittsburgh with 148 tackles, 4 INTs, 43 PBUs, 4 FF and 2 FR and 1.5 sacks in 50 games.
- Earned second-team All-ACC honors in 2019 after leading his team with 12 passes defended. Also posted 43 tackles and an interception at Duke (10/5/19).
- Received honorable mention All-ACC in 2018 with team-leading 41 passes defended and 4 forced fumbles.
- Returned a fumble 35 yards for a TD in a victory vs. Syracuse (10/6/18).
- Posted his first career sack vs. Daniel Jones in a win at Duke (10/21/17).
- Posted his first career interception vs. Syracuse (11/26/16) and returned it 20 yards for a touchdown in a 76-61 win.



## FIRST-AND-10

**DANE JACKSON** is in his 3rd season in Buffalo after being drafted by the Bills in the seventh round (239th overall) in 2020. He started 10 times during his first two NFL seasons, including 2 playoff games.

## IF YOU HAVEN'T 'HERD'

### TWO SPORTS, TWO SCHOOLS

Jackson began playing football at the age of 7 for the West Pittsburgh Steelers in a youth league. As a freshman at Cornell High School, he played defensive back and wide receiver. After his school dropped its football program, Jackson played for nearby Quaker Valley High School through a cooperative program between the two schools.

Jackson eventually became the team's starting quarterback during his junior season of 2013 at Quaker Valley and led the school to its first playoff berth since 1999. He rushed for 1,111 yards and 9 TDs, while throwing for 975 yards and 13 TDs.

Meanwhile Jackson continued to star on Cornell's basketball team and averaged 28 points per game as a senior. He scored a school-record 51 points in a win against Rochester.

According to the Beaver County Times, Jackson became the 8th WPIAL athlete to land a major college football scholarship while finishing in the top 5 in scoring in basketball, joining NFL players Darrelle Revis, Terrelle Pryor and Bruce Gradkowski.

## PERSONAL

Has a son, Dane, Jr. Is the son of Joy Faulkner. Has an older brother, Louis Helms, an older sister, Tyla Helms, and a younger sister, Kennedy Jackson. Earned a degree in communications.





## IF YOU HAVEN'T 'HERD'



### "SHE SHOWED ME WHAT RESILIENCY IS"

Raising four children as a single mother in Pittsburgh while working as a paralegal, Joy Faulkner has had a tremendous impact on her family, especially Dane. "She showed me what the definition of strong is," reflected Jackson. "She showed me what resiliency is. She always kept everything right for us. We knew she had a lot going on, but she made sure we always had a roof over our heads and food on the table for us. She cooked every night. And my favorite meal was shrimp alfredo. One day, I plan to do something really special for her."



### "HE BROUGHT OUT MY REAL TRUE TALENT"

Jackson is quick to credit the lessons he learned from his coach, Ed Dawson, at Cornell High School. "He honestly taught me to believe in myself and he brought out my real true talent," recalled Jackson. "He made it a competition every single day of practice, especially against my cousin [Dorian Maynard] who I was living with along with my aunt at the time. Coach would always say, who is going to get the biggest piece of chicken tonight? I wouldn't be here without him." Maynard went on to play collegiately at Division III Muskingum University in Ohio.

## THE STAMPEDE

### FAVORITE ATHLETE:

LeBron James

### FAVORITE MOVIE:

Hardball

### TOP OF BUCKET LIST:

Snorkeling

### FIRST JOB:

Working at Subway

### DREAM SPORTING EVENT TO ATTEND:

NBA Finals

### FAVORITE CEREAL

### GROWING UP:

Cinnamon Toast Crunch

### FAVORITE FOOD:

Shrimp

### IF HE COULD PLAY ANOTHER PRO SPORT:

Shooting guard for the 76ers



## ALL-PRO WORKOUT PARTNER

In the offseason, Jackson works with Pittsburgh-based speed trainer DeWayne Brown of 2/10ths Speed and Agility. In fact, he has worked with Brown since he was in seventh grade. Brown has trained more than 35 players who have reached the NFL, including Rams All-Pro DT Aaron Donald, a fellow Pittsburgh alum.

"He's always been like a role model to the young guys around Pittsburgh," Jackson told the Buffalo News about Donald. "He's a blueprint. He shows us the way. Working out with him just gets us better."



# DANE JACKSON CORNERBACK

# 30

## DANE JACKSON'S NFL REGULAR SEASON DEFENSIVE STATISTICS

DATE	TEAM	GP	GS	TACKLES								INTERCEPTIONS						FUMBLES				ST				MISC							
				TK	S	A	TFL	YDS	SK	YDS	QBH	NO	YDS	LG	TD	PD	FF	FR	TD	YDS	TK	S	A	FF	FR	S	A						
2020	Bills	5	2	15	13	2	1	1	0.0	0.0	0	1	6	6	0	5	0	1	0	0	0	0	0	0	0	0	0	0	0	0	0	0	0
2021	Bills	17	6	37	30	7	0	0	0.0	0.0	0	0	0	0	0	6	0	0	0	0	0	4	3	1	0	0	0	0	0	0	0	0	
<b>TOTALS</b>		<b>22</b>	<b>8</b>	<b>52</b>	<b>43</b>	<b>9</b>	<b>1</b>	<b>1</b>	<b>0.0</b>	<b>0.0</b>	<b>0</b>	<b>1</b>	<b>6</b>	<b>6</b>	<b>0</b>	<b>11</b>	<b>0</b>	<b>1</b>	<b>0</b>	<b>0</b>	<b>0</b>	<b>4</b>	<b>3</b>	<b>1</b>	<b>0</b>	<b>0</b>	<b>0</b>	<b>0</b>	<b>0</b>	<b>0</b>	<b>0</b>		

## DANE JACKSON'S NFL POSTSEASON DEFENSIVE STATISTICS

DATE	TEAM	GP	GS	TACKLES								INTERCEPTIONS						FUMBLES				ST				MISC						
				TK	S	A	TFL	YDS	SK	YDS	QBH	NO	YDS	LG	TD	PD	FF	FR	TD	YDS	TK	S	A	FF	FR	S	A					
2020	Bills	0	0	0	0	0	0	0	0.0	0.0	0	0	0	0	0	0	0	0	0	0	0	0	0	0	0	0	0	0	0	0	0	
2021	Bills	2	2	10	9	1	1	3	0.0	0.0	0	0	0	0	0	0	0	0	0	0	0	0	0	0	0	0	0	0	0	0	0	0
<b>TOTALS</b>		<b>2</b>	<b>2</b>	<b>10</b>	<b>9</b>	<b>1</b>	<b>1</b>	<b>3</b>	<b>0.0</b>	<b>0.0</b>	<b>0</b>	<b>0</b>	<b>0</b>	<b>0</b>	<b>0</b>	<b>0</b>	<b>0</b>	<b>0</b>	<b>0</b>	<b>0</b>	<b>0</b>	<b>0</b>	<b>0</b>	<b>0</b>	<b>0</b>	<b>0</b>	<b>0</b>	<b>0</b>	<b>0</b>	<b>0</b>	<b>0</b>	

## SINGLE-GAME HIGHS: DEFENSIVE

**Total Tackles** 8 at Arizona Cardinals, Nov 15, 2020  
**Solo Tackles** 7 at Tampa Bay Buccaneers, Dec 12, 2021  
**Passes Defensed** 2 vs. Carolina Panthers, Dec 19, 2021  
**Fumble Recoveries** 1 at Arizona Cardinals, Nov 15, 2020

**Tackles For Loss** 1 vs. Miami Dolphins, Jan 03, 2021  
**Interceptions** 1 at New York Jets, Oct 25, 2020  
**Interception Return Yards** 6 at New York Jets, Oct 25, 2020  
**Special Teams Tackles** 1 at New York Jets, Nov 14, 2021



# JAQUAN JOHNSON

## SAFETY

# 4

5-10

191

4<sup>TH</sup> YEAR



NOVEMBER 6, 1995 (AGE 26)



MIAMI, FLORIDA



MIAMI KILLIAN SENIOR HS



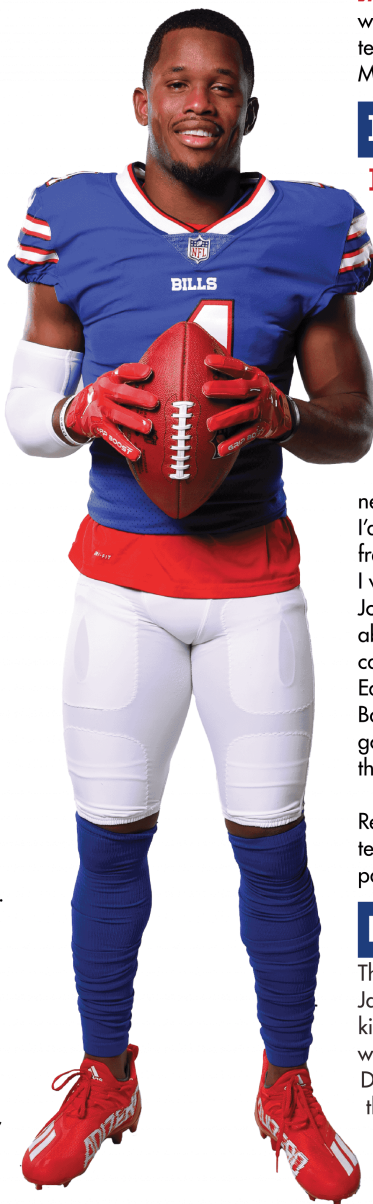
MIAMI



DRAFT: 2019 (6TH ROUND)

## SHOUTOUTS

- Played in all 17 regular season games and both postseason contests in 2021.
- Made the first start of his career vs. Hou. (10/3/21) and recorded his first career interception. The takeaway led to a TD rush by Mitchell Trubisky that gave the Bills a 40-0 lead.
- Completed a 13-yd. pass to CB Siran Neal on a fake punt at NE, marking the third completion in 2020 by a Bills non-QB, joining TD passes by Isaiah McKenzie (11/15 at Ari.) and Cole Beasley (11/29 vs. LAC) and marking first time ever that Bills had 3 non-QBs complete passes in a season (had 2 players with completions in 1969, 1971, 1972, 1980, and 2009).
- Finished his rookie season with 3 tackles and 5 special teams tackles in 13 games.
- Made his NFL debut vs. NE (9/29/19).
- Named 2018 Second-Team All-ACC.
- Played in 48 games during his four years at Miami. Totaled 252 tackles, 7.5 tackles for loss, 2.5 sacks, eight interceptions, one interception returned for a touchdown, seven passes defended, three fumble recoveries and six forced fumbles.



## FIRST-AND-10

**JAQUAN JOHNSON** is in his fourth season with Buffalo after being drafted by the team in the sixth round (181st overall) out of Miami in 2019.

## IF YOU HAVEN'T 'HERD'

### IMPORTANCE OF A MENTOR

Johnson learned the importance of having a good mentor throughout his time at Miami, where he became close with the Pro Football Hall of Fame nominee, Ed Reed.

A fellow Hurricane alum, Reed would often visit practice and Johnson knew he wanted to pick Reed's brain.

"When I saw him for the first time, I was nervous, nervous to say anything to him. I'd seen him one time at our pro day my freshman year and I didn't say anything. I was like, 'I missed my opportunity,'" Johnson told the Sun Sentinel. "But I was able to get another opportunity when he came to our Paradise Camp. I said, 'Hey, Ed, what's up?' [Safeties coach Ephraim Banda] was really the reason I decided to go over there and talk to him. If it wasn't for that, I probably would have still been quiet."

Reed and Johnson became close, with Reed teaching Johnson to be himself, always participate and take good notes.

## PERSONAL

The son of Jarrid Johnson and Walla Jackson. He and his wife Yanelis have two kids, Yailany and Jaquan Jr. Graduated with a degree in Human and Social Development from Miami in 2019. Founded the Johnson Opportunity Foundation, a community-based youth mentoring program designed to encourage and support long standing relationships between adult role models & children.



# JAQUAN JOHNSON

## SAFETY

# 4

### JAQUAN JOHNSON'S NFL REGULAR SEASON DEFENSIVE STATISTICS

DATE	TEAM	GP	GS	TACKLES							INTERCEPTIONS					FUMBLES					ST			MISC			
				TK	S	A	TFL	YDS	SK	YDS	QBH	NO	YDS	LG	TD	PD	FF	FR	TD	YDS	TK	S	A	FF	FR	S	A
2019	Bills	13	0	3	3	0	0	0.0	0.0	0	0	0	0	0	0	0	0	0	0	0	0	5	4	1	0	0	0
2020	Bills	14	0	2	1	1	0	0.0	0.0	0	0	0	0	0	0	0	0	0	0	0	2	2	0	0	0	0	
2021	Bills	17	1	9	6	3	0	0.0	0.0	0	1	25	25	0	1	0	0	0	0	0	5	2	3	0	0	0	
<b>TOTALS</b>		<b>44</b>	<b>1</b>	<b>14</b>	<b>10</b>	<b>4</b>	<b>0</b>	<b>0.0</b>	<b>0.0</b>	<b>0</b>	<b>1</b>	<b>25</b>	<b>25</b>	<b>0</b>	<b>1</b>	<b>0</b>	<b>0</b>	<b>0</b>	<b>0</b>	<b>0</b>	<b>12</b>	<b>8</b>	<b>4</b>	<b>0</b>	<b>0</b>	<b>0</b>	

### JAQUAN JOHNSON'S NFL POSTSEASON DEFENSIVE STATISTICS

DATE	TEAM	GP	GS	TACKLES							INTERCEPTIONS					FUMBLES					ST			MISC		
				TK	S	A	TFL	YDS	SK	YDS	QBH	NO	YDS	LG	TD	PD	FF	FR	TD	YDS	TK	S	A	FF	FR	S
2019	Bills	1	0	0	0	0	0	0.0	0.0	0	0	0	0	0	0	0	0	0	0	0	0	0	0	0	0	0
2020	Bills	3	0	0	0	0	0	0.0	0.0	0	0	0	0	0	0	0	0	0	0	0	3	1	2	0	0	0
2021	Bills	2	0	4	3	1	0	0.0	0.0	0	0	0	0	0	0	0	0	0	0	0	3	1	2	0	0	0
<b>TOTALS</b>		<b>6</b>	<b>0</b>	<b>4</b>	<b>3</b>	<b>1</b>	<b>0</b>	<b>0.0</b>	<b>0.0</b>	<b>0</b>	<b>0</b>	<b>0</b>	<b>0</b>	<b>0</b>	<b>0</b>	<b>0</b>	<b>0</b>	<b>0</b>	<b>0</b>	<b>0</b>	<b>6</b>	<b>2</b>	<b>4</b>	<b>0</b>	<b>0</b>	<b>0</b>



# TARON JOHNSON

## CORNERBACK

# 7

5-11

192

5<sup>TH</sup> YEAR



JULY 27, 1996 (AGE 25)



SACRAMENTO, CA



SHELDON HS



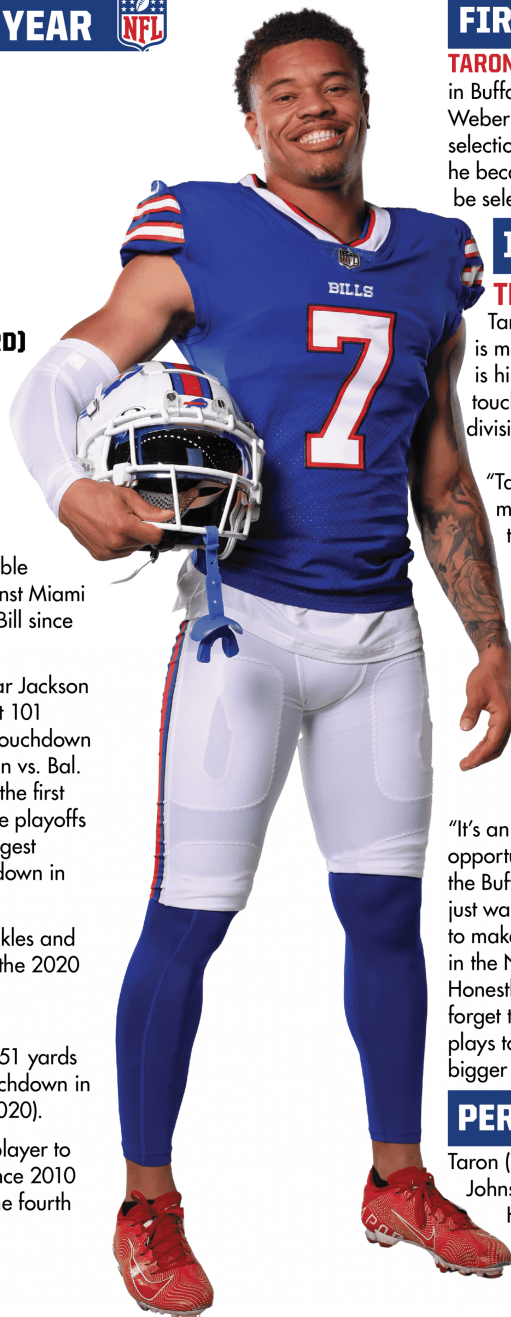
WEBER STATE



DRAFT: 2018 (4TH RD)

## SHOUTOUTS

- Finished the 2021 regular season with 76 tackles, a career-high 3 sacks and an interception.
- Recorded a sack, a forced fumble and two passes defended against Miami in Week 2, becoming the fifth Bill since 1999 to accomplish the feat.
- Intercepted Baltimore QB Lamar Jackson in the end zone and returned it 101 yards for the game-changing touchdown in leading the Bills to a 17-3 win vs. Bal. in the Divisional Round. It was the first Bills defensive touchdown in the playoffs since 1996 and tied for the longest interception return for a touchdown in NFL postseason history.
- Recorded a career-high 93 tackles and seven passes defended during the 2020 regular season.
- Picked off Steelers QB Ben Roethlisberger and returned it 51 yards for a momentum changing touchdown in the 26-15 win vs. PIT (12/13/2020).
- Became the first Weber State player to be selected in the NFL Draft since 2010 when the Bills drafted him in the fourth round of the 2018 NFL Draft.



## FIRST-AND-10

**TARON JOHNSON** is in his fifth season in Buffalo after spending four seasons at Weber State. Johnson was the 121st overall selection in the fourth round by the Bills and he became the first Weber State player to be selected in the NFL Draft since 2010.

## IF YOU HAVEN'T 'HERD'

### THE PICK 6

Taron Johnson knows that the play he is most remembered for in his Bills career is his 101-yard interception return for a touchdown against the Ravens in the AFC divisional round in 2021.

"Taron Johnson," Josh Allen said to the media after the game. "That's a play that people are going to remember for a long time here in Buffalo, potentially a franchise-altering play."

Despite the magnitude of that moment, Johnson hopes to be known for many more plays to come and is putting in the work to make sure that isn't his only legacy.

"It's an honor. Just thankful for that opportunity that I had," Johnson said to the Buffalo News in July. "I mean, I don't just want to be known for that play. I want to make a lot of noise throughout my time in the NFL, but that was such a huge play. Honestly, I'll never forget it, and I'll never forget the feeling, either. Hopefully, more plays to make just like that, where there's a bigger play in a bigger game."

## PERSONAL

Taron (TARE-un) is the son of Baron Johnson, who served in the Air Force. His mother, Trina, passed away from breast cancer in 2005. He studied criminal justice while at Weber State.



# TARON JOHNSON CORNERBACK

# 7

## IF YOU HAVEN'T 'HERD'



### A CLOSE BOND

Due to the unfortunate passing of his mother, Trina, when Taron was 9, Taron and his father, Baron, formed a very close relationship that has helped make Taron the man he is today. Taron credits his father for showing him the meaning of hard work and that anything could be accomplished if he worked hard enough.

"If there is something he instilled in me at a very young age, it was my work ethic and learning from my mistakes. That's how I got here," Johnson told BuffaloBills.com.

## THE STAMPEDE

### FAVORITE SPORTS JERSEY:

Dwyane Wade

### FAVORITE FOOD:

Chicken Wings

### PREGAME RITUAL:

Pray

### FAVORITE TV SHOW:

The Office

### FAVORITE APP:

Bank of America

### FAVORITE MOVIE:

Inception

### SKILL HE WANTS TO LEARN:

Singing

### FAVORITE VACATION SPOT:

Hawaii

### NICKNAME:

T-Money



## TARON JOHNSON'S NFL REGULAR SEASON DEFENSIVE STATISTICS

DATE	TEAM	GP	GS	TACKLES							INTERCEPTIONS					FUMBLES			ST						
				TK	S	A	TFL	YDS	SK	YDS	QBH	NO	YDS	LG	TD	PD	FF	FR	TD	YDS	TK	S	A	FF	FR
2018	Bills	11	2	41	33	8	1	4	1.0	6.0	1	1	0	0	0	3	1	0	0	0	1	1	0	0	0
2019	Bills	12	7	50	39	11	2	8	1.0	7.0	1	0	0	0	5	1	0	0	0	0	0	0	0	0	
2020	Bills	16	10	93	70	23	5	21	1.0	6.0	3	1	51	51+	1	7	1	0	0	0	1	0	1	0	0
2021	Bills	16	15	76	53	23	4	29	3.0	24.0	3	1	4	4	0	7	1	0	0	0	0	0	0	0	0
<b>TOTALS</b>		<b>55</b>	<b>34</b>	<b>260</b>	<b>195</b>	<b>65</b>	<b>12</b>	<b>62</b>	<b>6.0</b>	<b>43.0</b>	<b>8</b>	<b>3</b>	<b>55</b>	<b>51T</b>	<b>1</b>	<b>22</b>	<b>4</b>	<b>0</b>	<b>0</b>	<b>0</b>	<b>2</b>	<b>1</b>	<b>1</b>	<b>0</b>	<b>0</b>

## TARON JOHNSON'S NFL POSTSEASON DEFENSIVE STATISTICS

DATE	TEAM	GP	GS	TACKLES							INTERCEPTIONS					FUMBLES			ST						
				TK	S	A	TFL	YDS	SK	YDS	QBH	NO	YDS	LG	TD	PD	FF	FR	TD	YDS	TK	S	A	FF	FR
2019	Bills	1	1	0	0	0	0	0	0.0	0.0	0	0	0	0	0	1	0	0	0	0	0	0	0	0	0
2020	Bills	3	2	17	14	3	2	2	0.0	0.0	0	1	10T	10T+	1	3	0	0	0	0	0	0	0	0	0
2021	Bills	2	2	12	9	3	1	1	1.0	1.0	0	0	0	0	0	0	0	0	0	0	0	0	0	0	0
<b>TOTALS</b>		<b>6</b>	<b>5</b>	<b>29</b>	<b>23</b>	<b>6</b>	<b>3</b>	<b>3</b>	<b>1.0</b>	<b>1.0</b>	<b>0</b>	<b>1</b>	<b>10T</b>	<b>10T+</b>	<b>1</b>	<b>4</b>	<b>0</b>	<b>0</b>	<b>0</b>	<b>0</b>	<b>0</b>	<b>0</b>	<b>0</b>	<b>0</b>	<b>0</b>



# DAQUAN JONES

## DEFENSIVE TACKLE

# 92

**6-4** **320** **9<sup>TH</sup> YEAR** 

**DECEMBER 27, 1991 (AGE 30)**

 **JOHNSON CITY, NY**

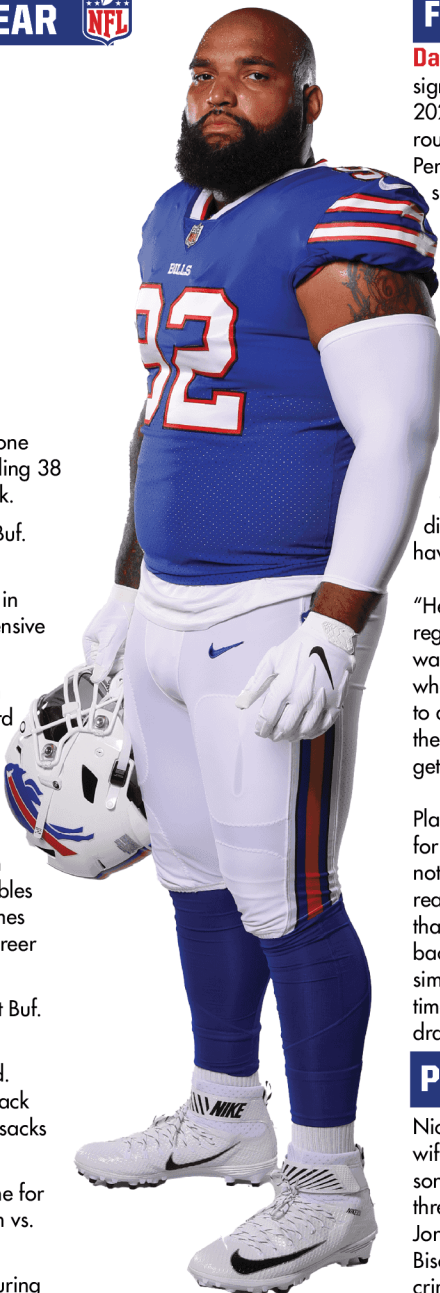
 **JOHNSON CITY HS**

 **PENN STATE**

 **FREE AGENT: 2022**

### SHOUTOUTS

- Played in all 17 games during his one season in Carolina in 2021, recording 38 tackles, a forced fumble and a sack.
- Tallied a season-high 5 tackles at Buf. (12/19/21).
- From 2015-2021, tied for 4th most in games played (109) by a NFL defensive tackle.
- Recorded a sack of Lamar Jackson vs. Bal. (1/10/21) in AFC Wild Card game and a half sack of Patrick Mahomes in AFC Championship game at KC (1/19/20).
- Spent the first seven years of career (2014-20) in Tennessee with 235 tackles, 9 sacks, 2 forced fumbles and 2 fumble recoveries in 99 games (93 starts). Also saw action in 4 career playoff contests.
- Notched a career-high 9 tackles at Buf. (10/7/18).
- Tallied a career high 2 sacks at Ind. (11/26/17). Added another multi-sack game the following week with 1.5 sacks vs. Hou. (12/3/17).
- Recovered a fumble in the end zone for his only career touchdown in a win vs. Hou. (1/1/17).
- Posted 92 tackles and 4.5 sacks during his 4-year stint at Penn State (2010-13).



### FIRST-AND-10

**DaQUAN JONES** (pronounced DAY-kwon) signed a two-year contract with the Bills in 2022 as an unrestricted free agent. A 4th round draft pick of Tennessee in 2014 from Penn State, Jones played his first 7 NFL seasons for the Titans from 2014-20. He played one year for Carolina in 2021.

### IF YOU HAVEN'T 'HERD'

#### HARD WORK PAID OFF

Jones' work ethic started at a young age and made an impression on his coaches.

"He didn't take anything for granted," his 7th grade football coach Todd Place told the Buffalo News. "He just always did what he needed to do and you didn't have to push him."

"He was just constantly pushing through, regardless of what may have been in his way or might have hindered or stopped what a lot of other people would have tried to do," Place said. "He just ran through them all and continued to push forward to get where he wanted to be."

Place is grateful for the example Jones set for the children in his school district. "We're not a huge town or a rich district. So it's really important, I think, for kids to see that someone who comes from a similar background, or maybe had an upbringing similar to theirs, was able to go to a big-time college like Penn State ... then get drafted in the NFL."

### PERSONAL

Nicknames: DQ, Quan and Q. He and his wife, Alexis, have a daughter, Mya. Is the son of Steve Jones and Valie Newborn. Has three brothers: Devon Newborn, DaShaun Jones and Dajon Knighton. Has four dogs: Biscuit, Luna, Sasah, and King. Majored in criminal justice.



# DAQUAN JONES DEFENSIVE TACKLE

# 92

## IF YOU HAVEN'T 'HERD'



### CREATING A LEGACY IN BINGHAMTON

Born and raised just outside of Binghamton, NY, Jones has not forgotten about his roots. In fact, he opened up a restaurant in Binghamton called the Legacy Lounge. "It means a lot just because I was fortunate being one of the ones that made it out of the area and made my situation better for me and my family," Jones told WBNG. "For me to bring a business back here means a lot because I can offer jobs to people and offer insight of a little bit about my life that I've gotten to experience."

## THE STAMPEDE

### DREAM VACATION SPOT:

Bora Bora

### FAVORITE SHOW:

Last Kingdom

### PRE-GAME RITUAL:

Hot and cold tub then listen to meditation music

### FAVORITE FOOD:

Hamburgers

### FAVORITE PLAYER GROWING UP:

Brian Dawkins

### SKILL HE WOULD LIKE TO LEARN:


Play the piano

### TOP BUCKET LIST ITEM:

Travel the world

### HOBBIES:

Play video games and watch anime



## DAQUAN JONES' NFL REGULAR SEASON DEFENSIVE STATISTICS

DATE	TEAM	GP	GS	TACKLES								INTERCEPTIONS					FUMBLES			ST				MISC			
				TK	S	A	TFL	YDS	SK	YDS	QBH	NO	YDS	LG	TD	PD	FF	FR	TD	YDS	TK	S	A	FF	FR	S	A
2014	Titans	7	1	8	5	3	1	2	1.0	1.0	2	0	0	0	0	0	1	0	0	0	0	0	0	0	0	0	
2015	Titans	16	16	45	25	20	3	6	0.0	0.0	3	0	0	0	0	0	0	1	0	0	0	0	0	0	0	0	
2016	Titans	16	16	26	17	9	2	12	1.5	12.0	3	0	0	0	0	0	0	1	1	0	0	0	0	0	0	0	
2017	Titans	12	12	31	19	12	4	19	3.5	20.0	6	0	0	0	0	0	0	0	0	0	0	0	0	0	0	0	
2018	Titans	16	16	34	20	14	4	12	0.0	0.0	5	0	0	0	0	1	0	0	0	0	0	0	0	0	0	0	
2019	Titans	16	16	42	21	21	0	0	1.0	0.0	2	0	0	0	0	3	0	0	0	0	0	0	0	0	0	0	
2020	Titans	16	16	49	29	20	4	15	2.0	13.0	6	0	0	0	0	1	0	0	0	0	0	0	0	0	0	0	
2021	Panthers	17	17	39	19	20	1	7	1.0	7.0	6	0	0	0	0	1	0	0	0	0	0	0	0	0	0	0	
<b>TOTALS</b>		<b>116</b>	<b>110</b>	<b>274</b>	<b>155</b>	<b>119</b>	<b>19</b>	<b>73</b>	<b>10.0</b>	<b>53.0</b>	<b>33</b>	<b>0</b>	<b>0</b>	<b>0</b>	<b>0</b>	<b>4</b>	<b>3</b>	<b>2</b>	<b>1</b>	<b>0</b>	<b>0</b>	<b>0</b>	<b>0</b>	<b>0</b>	<b>0</b>	<b>0</b>	

## DAQUAN JONES' NFL POSTSEASON DEFENSIVE STATISTICS

DATE	TEAM	GP	GS	TACKLES								INTERCEPTIONS					FUMBLES			ST				MISC			
				TK	S	A	TFL	YDS	SK	YDS	QBH	NO	YDS	LG	TD	PD	FF	FR	TD	YDS	TK	S	A	FF	FR	S	A
2019	Titans	0	0	0	0	0	0	0	0.0	0.0	0	0	0	0	0	0	0	0	0	0	0	0	0	0	0	0	
2019	Titans	3	3	6	2	4	0	0	0.5	0.0	3	0	0	0	0	0	0	0	0	0	0	0	0	0	0	0	
2020	Titans	1	1	3	2	1	1	8	1.0	8.0	1	0	0	0	0	0	0	0	0	0	0	0	0	0	0	0	
<b>TOTALS</b>		<b>4</b>	<b>4</b>	<b>9</b>	<b>4</b>	<b>5</b>	<b>1</b>	<b>8</b>	<b>1.5</b>	<b>8.0</b>	<b>4</b>	<b>0</b>	<b>0</b>	<b>0</b>	<b>0</b>	<b>0</b>	<b>0</b>	<b>0</b>	<b>0</b>	<b>0</b>	<b>0</b>	<b>0</b>	<b>0</b>	<b>0</b>	<b>0</b>	<b>0</b>	





# TAIWAN JONES

## RUNNING BACK

# 25

6-0

195

12<sup>TH</sup> YEAR



**JULY 26, 1988 (AGE 34)**



**SAN FRANCISCO, CA**



**DEER VALLEY HS**



**EASTERN WASHINGTON**



**FREE AGENT: 2020**

## SHOUTOUTS

- Named a team captain in 2021.
- Earned PFWA All-AFC honors in 2015 after leading the AFC in kick return yards (829).
- Has played in 104 career games, rushing the ball 53 times for 223 yards and catching 19 passes for 260 yards and one touchdown. Has returned 82 kickoffs for 1,890 yards.
- Has played in six career playoff games, catching two passes for 48 yards and returning one kick for 23 yards.
- Recorded his only career touchdown in 2015 with the Oakland Raiders on a 59-yard reception in Week 8 against the New York Jets.
- Holds the EWU school record for all-purpose yards per game (162.0) and recorded 5,021 all-purpose yards over his collegiate career.
- Finished his senior year with 1,742 yards and 14 touchdowns in 12 games, earning him Big Sky Conference Offensive Player of the Year and first team All-America honors. He was also selected to the Associated Press first team, Football Coaches Association first team and College Sporting News first team.



## FIRST-AND-10

**TAIWAN JONES** resigned with the Bills in 2022, which will mark his fifth season in Buffalo. Jones also played for the Texans in 2019 and spent his first six NFL seasons with the Oakland Raiders, where he was drafted in the fourth round (125th overall) of the 2011 NFL Draft.

## IF YOU HAVEN'T 'HERD'

### RIGHTING A WRONG

When the Bills made the playoffs in 2020, Jones knew exactly who he wanted to invite to the game: Valentino Dixon. Dixon, a lifelong Bills fan, was arrested and convicted of murder in 1991 despite no physical evidence linking him to the crime. Dixon spent 27 years in prison before his case was finally overturned. Jones heard about Dixon's story early in the 2020 season and reached out to invite him to the Bills first home playoff game since 1996.

"When I called, it was like talking to an old friend. Our conversation was real genuine," Jones told ESPN. "I think what stood out the most was that he didn't have any grudge in him. He sounded like he was just real happy with where his life is today. I was just so amazed at where he's at emotionally and mentally."

## PERSONAL

Jones has five brothers and one sister. In his spare time, he breeds pit bulls and has two of his own - Tytus and Kookie. He says that his family as a whole is the biggest influence on his career. In his free time, he also enjoys playing paintball and four-wheeling.



# TAIWAN JONES RUNNING BACK

# 25

## TAIWAN JONES' NFL REGULAR SEASON RUSHING/RECEIVING STATISTICS

DATE	TEAM	GP	GS	RUSHING					RECEIVING				
				NO.	YDS.	AVG.	LG	TD	NO.	YDS.	AVG.	LG	TD
2011	Raiders	10	0	16	73	4.6	14	0	2	25	12.5	30	0
2012	Raiders	14	0	6	21	3.5	7	0	2	11	5.5	7	0
2013	Raiders	16	0	5	23	4.6	19	0	2	55	27.5	52	0
2014	Raiders	1	0	0	0	0.0	0	0	0	0	0.0	0	0
2015	Raiders	12	0	16	74	4.6	19	0	7	106	15.1	59†	1
2016	Raiders	13	0	1	-8	-8.0	-8	0	4	43	10.8	16	0
2017	Bills	8	0	0	0	0.0	0	0	1	11	11.0	11	0
2017	Raiders	0	0	0	0	0.0	0	0	0	0	0.0	0	0
2017	<b>TOTAL</b>	<b>8</b>	<b>0</b>	<b>0</b>	<b>0</b>	<b>0.0</b>	<b>0</b>	<b>0</b>	<b>1</b>	<b>11</b>	<b>11.0</b>	<b>11</b>	<b>0</b>
2018	Bills	6	0	0	0	0.0	0	0	0	0	0.0	0	0
2019	Texans	11	0	9	40	4.4	11	0	1	9	9.0	9	0
2020	Bills	13	0	0	0	0.0	0	0	0	0	0.0	0	0
2021	Bills	17	0	0	0	0.0	0	0	0	0	0.0	0	0
<b>TOTALS</b>		<b>121</b>	<b>0</b>	<b>53</b>	<b>223</b>	<b>4.2</b>	<b>19</b>	<b>0</b>	<b>19</b>	<b>260</b>	<b>13.7</b>	<b>59†</b>	<b>1</b>

## TAIWAN JONES' NFL POSTSEASON RUSHING/RECEIVING STATISTICS

DATE	TEAM	GP	GS	RUSHING					RECEIVING				
				NO.	YDS.	AVG.	LG	TD	NO.	YDS.	AVG.	LG	TD
2016	Raiders	1	0	0	0	0.0	0	0	0	0	0.0	0	0
2019	Texans	2	0	0	0	0.0	0	0	2	48	24.0	34	0
2020	Bills	3	0	0	0	0.0	0	0	0	0	0.0	0	0
2021	Bills	2	0	0	0	0.0	0	0	0	0	0.0	0	0
<b>TOTALS</b>		<b>8</b>	<b>0</b>	<b>0</b>	<b>0</b>	<b>0.0</b>	<b>0</b>	<b>0</b>	<b>2</b>	<b>48</b>	<b>24.0</b>	<b>34</b>	<b>0</b>



# CASE KEENUM QUARTERBACK

# 18

## CASE KEENUM'S NFL REGULAR SEASON PASSING/RUSHING STATISTICS

DATE	TEAM	GP	GS	PASSING											RUSHING				
				ATT.	CMP.	PCT.	YDS	AVG.	TD	INT.	LG	SK	LST	RATE	NO.	YDS.	AVG.	LG	TD
2013	Texans	8	8	253	137	54.2	1,760	7.0	9	6	66	19	201	78.2	14	72	5.1	22	1
2014	Rams	0	0	0	0	0.0	0	0.0	0	0	0	0	0.0	0	0	0.0	0	0	
2014	Texans	2	2	77	45	58.4	435	5.6	2	2	35	3	15	72.2	10	35	3.5	13	0
2014	<b>TOTAL</b>	<b>2</b>	<b>2</b>	<b>77</b>	<b>45</b>	<b>58.4</b>	<b>435</b>	<b>5.6</b>	<b>2</b>	<b>2</b>	<b>35</b>	<b>3</b>	<b>15</b>	<b>72.2</b>	<b>10</b>	<b>35</b>	<b>3.5</b>	<b>13</b>	<b>0</b>
2015	Rams	6	5	125	76	60.8	828	6.6	4	1	60t	4	28	87.7	12	5	0.4	4	0
2016	Rams	10	9	322	196	60.9	2,201	6.8	9	11	65t	23	140	76.4	20	51	2.6	13	1
2017	Vikings	15	14	481	325	67.6	3,547	7.4	22	7	65t	22	136	98.3	40	160	4.0	22	1
2018	Broncos	16	16	586	365	62.3	3,890	6.6	18	15	64t	34	235	81.2	26	93	3.6	17	2
2019	Commanders	10	8	247	160	64.8	1,707	6.9	11	5	69t	15	145	91.3	9	12	1.3	9	1
2020	Browns	2	0	10	5	50.0	46	4.6	0	0	24	0	0	62.9	0	0	0.0	0	0
2021	Browns	7	2	72	47	65.3	462	6.4	3	1	34	5	29	91.3	12	22	1.8	10	0
<b>TOTALS</b>		<b>76</b>	<b>64</b>	<b>2,173</b>	<b>1,356</b>	<b>62.4</b>	<b>14,876</b>	<b>6.8</b>	<b>78</b>	<b>48</b>	<b>69T</b>	<b>125</b>	<b>929</b>	<b>85.4</b>	<b>143</b>	<b>450</b>	<b>3.1</b>	<b>22</b>	<b>6</b>

## CASE KEENUM'S NFL POSTSEASON PASSING/RUSHING STATISTICS

DATE	TEAM	GP	GS	PASSING											RUSHING				
				ATT.	CMP.	PCT.	YDS	AVG.	TD	INT.	LG	SK	LST	RATE	NO.	YDS.	AVG.	LG	TD
2017	Vikings	2	2	88	53	60.2	589	6.7	2	3	61t	3	18	73.5	2	12	6.0	8	0
2020	Browns	0	0	0	0	0.0	0	0.0	0	0	0	0	0.0	0	0	0.0	0	0	0
<b>TOTALS</b>		<b>2</b>	<b>2</b>	<b>88</b>	<b>53</b>	<b>60.2</b>	<b>589</b>	<b>6.7</b>	<b>2</b>	<b>3</b>	<b>61T</b>	<b>3</b>	<b>18</b>	<b>73.5</b>	<b>2</b>	<b>12</b>	<b>6.0</b>	<b>8</b>	<b>0</b>

## SINGLE-GAME HIGHS: QUARTERBACK

<b>Pass Attempts</b>	53 vs. New York Giants, Oct 23, 2016	<b>Passer Rating</b>	158.0 vs. Tampa Bay Buccaneers, Dec 17, 2015
<b>Pass Completions</b>	35 at New York Jets, Oct 07, 2018	<b>Rush Attempts</b>	7 at Detroit Lions, Nov 23, 2017
<b>Yards Passing</b>	380 at Philadelphia Eagles, Sep 08, 2019	<b>Rushing Yards</b>	40 at Carolina Panthers, Dec 10, 2017
<b>TD Passes</b>	4 at Washington Redskins, Nov 12, 2017	<b>Rushing Average</b>	2.9 at Detroit Lions, Nov 23, 2017
<b>Long Passes</b>	69t at Philadelphia Eagles, Sep 08, 2019	<b>Longest Runs</b>	22 at Chicago Bears, Oct 09, 2017
<b>Completion Percentage</b>	87.0 vs. Cincinnati Bengals, Dec 17, 2017	<b>Rushing TDs</b>	1 vs. New York Giants, Dec 22, 2019



# DAWSON KNOX

## TIGHT END

# 88

**6-4** **254** **4<sup>TH</sup> YEAR**

**NOVEMBER 14, 1996 (AGE 25)**



**BRENTWOOD, TENNESSEE**



**BRENTWOOD ACADEMY**



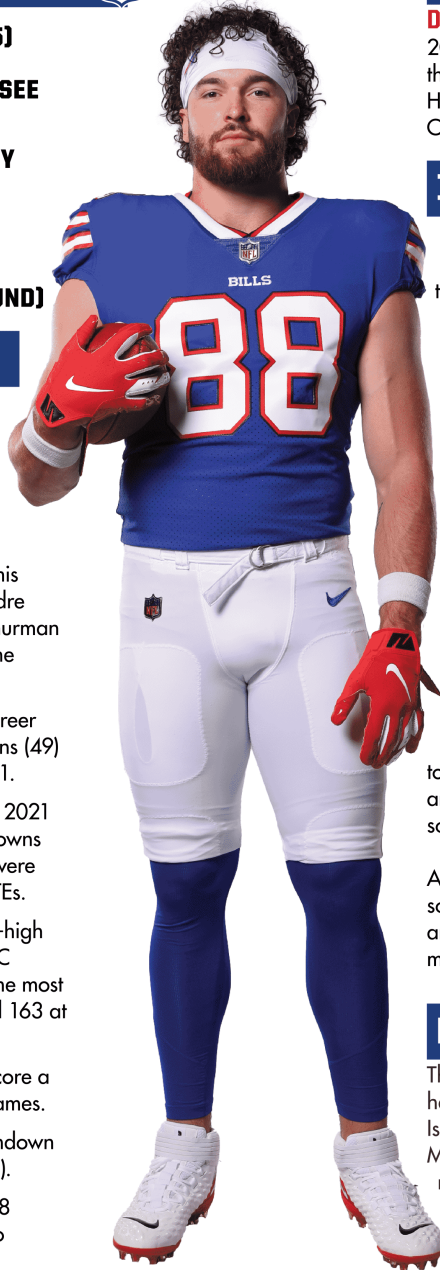
**MISSISSIPPI**



**DRAFT: 2019 (3RD ROUND)**

## SHOUTOUTS

- Had a team-high 5 receptions for a playoff career-high 89 yards and 2 touchdowns vs. NE (1/15/22). Is the first TE in NFL history with 2 TDs in the first quarter of a playoff game.
- With 4 receiving touchdowns in his postseason career, trails only Andre Reed (9), James Lofton (6) and Thurman Thomas (5) for most by a Bill in the playoffs.
- Established new single-season career highs in touchdowns (9), receptions (49) and receiving yards (587) in 2021.
- His nine receiving touchdowns in 2021 set a franchise record for touchdowns scored by a TE in a season and were tied for the most among all NFL TEs.
- Caught three passes for a career-high 117 yards and a touchdown at KC (10/10/21). His 117 yards were the most by a Bills TE since Paul Costa had 163 at Oakland on 12/24/67.
- Became the first Bills TE ever to score a touchdown in four consecutive games.
- Caught his first-ever playoff touchdown on a 3-yard pass vs. Ind. (1/9/21).
- Finished his rookie season with 28 receptions for 388 yards and two touchdowns.



## FIRST-AND-10

**DAWSON KNOX** joined the Buffalo Bills in 2019 after being drafted by the team in the third round (96th overall) out of Ole Miss. He played in 28 games during his time at Ole Miss.

## IF YOU HAVEN'T 'HERD'

### FROM QB TO TE

Going from being a walk-on to being a top NFL Draft prospect isn't an easy thing to do. To make matters even harder, Knox did it by switching from quarterback to tight end along the way during his redshirt season as a freshman.

According to the Clarion Ledger, Knox barely factored into the Rebels' plan his redshirt freshman year — he played in six games, all on special teams, but by the next season, Knox was the favorite to start at tight end.

"It really made me work even harder I feel like," Knox told the Ledger, "just going to work and practice every day with the mentality that I've got to earn my stripes and prove that I'm supposed to be here. So I think it really has given me an edge that I wouldn't have had if I had a scholarship right off the bat."

At the end of Knox's junior year of high school, he was only 5' 10", 160 pounds, and he shot up during his senior year, making the switch at Ole Miss more ideal.

## PERSONAL

The son of David and Rachel Knox, Dawson has three brothers, the late Luke, Nate and Isaiah, and one sister, LJ. He majored in Managerial Finance while at Ole Miss. His mom ran track at Tennessee and his dad played basketball at Belmont.



## IF YOU HAVEN'T 'HERD'



### FAMILY MAN

Knox has a very close relationship with his family. The oldest of 5 kids, his late brother Luke and sister Lucy are biological siblings, while his younger brothers Nate and Isaiah are adopted. Luke followed in Knox's footsteps and started his collegiate football career at Ole Miss before transferring to Florida International.

Along with being close to his siblings, Knox lists his father as his role model because he always gives great advice and knows exactly what to say.

## THE STAMPEDE

### FAVORITE ATHLETE

#### GROWING UP:

Tim Tebow

### FAVORITE OLYMPIC SPORT:

Track sprinting

### PREGAME RITUAL:


Listen to a good playlist and pray

### FAVORITE APP:

DoorDash

### DREAM SPORTING EVENT TO ATTEND:

World Cup Finals



### KNOX SOX

Since being drafted by the Bills, Knox has been a strong supporter of the P.U.N.T. Pediatric Cancer Collaborative. P.U.N.T. provides support to Western New York families facing pediatric cancer.

In 2021 he launched a season-long giveback initiative — Knox Sox — through P.U.N.T. and pledged to donate \$1,000 for every touchdown and \$100 for every catch he had throughout the regular season. The initiative funded custom non-slip socks for local pediatric cancer patients.

### FAVORITE FOOD:

Steak dinner

### FAVORITE TV SHOW:

The Office or Game of Thrones

### COLLECT ANYTHING:


Other team's gloves - likes to trade with other players

### BUCKET LIST:

Sky diving

### FAVORITE MUSICAL ARTIST:

George Strait





## DAWSON KNOX'S NFL REGULAR SEASON RUSHING/RECEIVING STATISTICS

DATE	TEAM	GP	GS	RECEIVING					RUSHING				
				NO.	YDS.	AVG.	LG	TD	NO.	YDS.	AVG.	LG	TD
2019	Bills	15	11	28	388	13.9	49	2	1	9	9.0	9	0
2020	Bills	12	8	24	288	12.0	36	3	0	0	0.0	0	0
2021	Bills	15	14	49	587	12.0	53†	9	0	4	0.0	4	0
<b>TOTALS</b>		<b>42</b>	<b>33</b>	<b>101</b>	<b>1,263</b>	<b>12.5</b>	<b>53†</b>	<b>14</b>	<b>1</b>	<b>13</b>	<b>13.0</b>	<b>9</b>	<b>0</b>

## DAWSON KNOX'S NFL POSTSEASON RUSHING/RECEIVING STATISTICS

DATE	TEAM	GP	GS	RECEIVING					RUSHING				
				NO.	YDS.	AVG.	LG	TD	NO.	YDS.	AVG.	LG	TD
2019	Bills	1	1	1	14	14.0	14	0	0	0	0.0	0	0
2020	Bills	3	2	10	65	6.5	14	2	0	0	0.0	0	0
2021	Bills	2	2	7	98	14.0	38	2	0	0	0.0	0	0
<b>TOTALS</b>		<b>6</b>	<b>5</b>	<b>18</b>	<b>177</b>	<b>9.8</b>	<b>38</b>	<b>4</b>	<b>0</b>	<b>0</b>	<b>0.0</b>	<b>0</b>	<b>0</b>

## SINGLE-GAME HIGHS: RUSHING/RECEIVING

**Rush Attempts** 1 vs. Cincinnati Bengals, Sep 22, 2019  
**Rushing Yards** 9 vs. Cincinnati Bengals, Sep 22, 2019  
**Longest Runs** 9 vs. Cincinnati Bengals, Sep 22, 2019  
**Receptions** 7 at Tampa Bay Buccaneers, Dec 12, 2021  
**Receiving Yards** 117 at Kansas City Chiefs, Oct 10, 2021  
**Receiving Average** 39.0 at Kansas City Chiefs, Oct 10, 2021

**Longest Receptions** 53† at Kansas City Chiefs, Oct 10, 2021  
**Receiving TDs** 2 at New Orleans Saints, Nov 25, 2021  
**All-Purpose Yards** 117 at Kansas City Chiefs, Oct 10, 2021  
**Most TDs** 2 at New Orleans Saints, Nov 25, 2021  
**Miscellaneous Tackles** 1 at Tampa Bay Buccaneers, Dec 12, 2021



# JAKE KUMEROW

## WIDE RECEIVER

# 15

6-4 209 4<sup>TH</sup> YEAR



FEBRUARY 17, 1992 (AGE 29)



BARTLETT, IL



SOUTH ELGIN HS



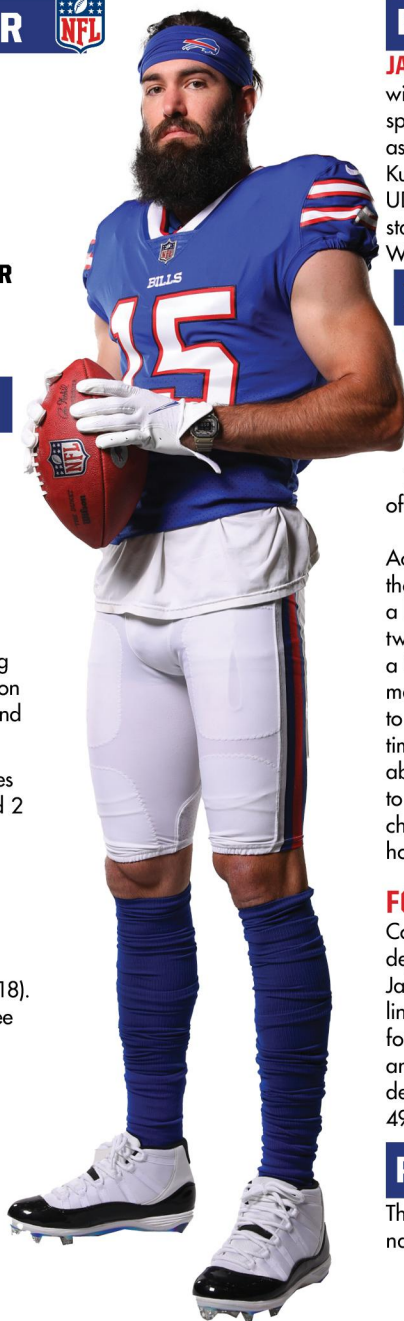
WISCONSIN-WHITewater



FA: 2020

## SHOUTOUTS

- Caught a touchdown on his first reception as a Bill against Den. (12/19/2020).
- Made his Bills debut against Sea. (11/8/2020).
- Originally signed with the Bengals as a UDFA in 2015. Spent the 2015 and 2016 seasons with them before joining the Patriots practice squad for a portion of the 2017 season. Spent the 2018 and 2019 seasons with the Packers.
- For his career, has played in 24 games catching 20 passes for 322 yards and 2 touchdowns.
- Made his NFL debut in 2018 vs. Arz. (12/2/18) catching one pass for 11 yards.
- Scored his first NFL touchdown on a 49-yard reception at the NYJ (12/21/18). In the game, tallied a career-high three catches and 68 receiving yards.
- Played one season at Illinois before transferring to Wisconsin-Whitewater for the remainder of his college playing career. With Wisconsin-Whitewater, played in 35 games catching 158 passes for 2,648 yards and 36 touchdowns. His 36 touchdowns set a school record.



## FIRST-AND-10

**JAKE KUMEROW** (KOO-mer-oh) signed with the Bills practice squad in 2020 after spending portions of the past three seasons as a member of the Green Bay Packers. Kumerow entered in the NFL in 2015 as a UDFA with the Cincinnati Bengals after a standout collegiate career at Wisconsin-Whitewater.

## IF YOU HAVEN'T 'HERD'

### MAKING THE LEAP

Transitioning from Division III football to the NFL may seem like a long-shot to most people, but Kumerow had been a long-shot before. Prior to playing Division III, he walked on at the University of Illinois.

According to ESPN, "I never changed my thought process," Kumerow said. "It was a little bit of a bummer. I was at Illinois for two years with Ron Zook and then I go to a D-III school. I'm like, 'I hope I can still make it' because it might be a little tougher to come out of a D-III school. At the same time, I can't think like that. I'm thinking about my next game, thinking about trying to get better with my team, trying to win championships. So, I hoped for the best and hoped it'd all play out."

## FOOTBALL FAMILY TREE

Coming from a football family, Jake was destined to play professional football. Jake is the son of former Miami Dolphins linebacker Eric Kumerow, the nephew of former Dolphins defensive end John Bosa, and the cousin of Los Angeles Chargers defensive end Joey Bosa and San Francisco 49ers defensive end Nick Bosa.

## PERSONAL

The son of Eric and Tammi Kumerow. Last name is pronounced KOO-mer-o.



# JAKE KUMEROW WIDE RECEIVER

# 15

## THE STAMPEDE

### FAVORITE MOVIE:

Fast Times at Ridgmont High

### PREGAME RITUAL:


Eat some pasta and chicken. Take a lap around the field and take in the sights.

### FIRST JOB:

Delivering newspapers and scooping ice cream while in high school

### FAVORITE FOOD:

Vanilla Ice Cream



### FAVORITE TV SHOW:

Bob's Burgers

### FAVORITE ATHLETES:

Shaun White and Michael Jordan

### FAVORITE MUSICAL ARTIST:

Curren\$y

### FAVORITE HOBBIES:

Snowboarding, fishing and golfing

### NUMBER ONE THING ON HIS BUCKET LIST:

Travel to Italy



## JAKE KUMEROW'S NFL REGULAR SEASON RUSHING/RECEIVING STATISTICS

DATE	TEAM	GP	GS	RECEIVING					RUSHING				
				NO.	YDS.	AVG.	LG	TD	NO.	YDS.	AVG.	LG	TD
2015	Bengals	0	0	0	0	0.0	0	0	0	0	0.0	0	0
2016	Bengals	0	0	0	0	0.0	0	0	0	0	0.0	0	0
2017	Bengals	0	0	0	0	0.0	0	0	0	0	0.0	0	0
2017	Patriots	0	0	0	0	0.0	0	0	0	0	0.0	0	0
2017	Packers	0	0	0	0	0.0	0	0	0	0	0.0	0	0
2017	<b>TOTAL</b>	<b>0</b>	<b>0</b>	<b>0</b>	<b>0</b>	<b>0.0</b>	<b>0</b>	<b>0</b>	<b>0</b>	<b>0</b>	<b>0.0</b>	<b>0</b>	<b>0</b>
2018	Packers	5	2	8	103	12.9	49†	1	0	0	0.0	0	0
2019	Packers	14	4	12	219	18.3	49	1	0	0	0.0	0	0
2020	Bills	6	0	1	22	22.0	22†	1	0	0	0.0	0	0
2021	Bills	15	2	2	28	14.0	15	0	0	0	0.0	0	0
<b>TOTALS</b>		<b>40</b>	<b>8</b>	<b>23</b>	<b>372</b>	<b>16.2</b>	<b>49†</b>	<b>3</b>	<b>0</b>	<b>0</b>	<b>0.0</b>	<b>0</b>	<b>0</b>





# SHAQ LAWSON

## DEFENSIVE END

# 90

**6-3** **265** **7<sup>TH</sup> YEAR** 

**JUNE 17, 1994 (AGE 28)**

 **CENTRAL, SC**

 **D.W. DANIEL HS**

 **CLEMSON**

 **FREE AGENT: 2022**

## SHOUTOUTS

- Has played in 78 career games, starting 31, and accumulating 95 total tackles, 21.5 sacks, one INT, 13 passes defended, 61 QB hits, 34 TFLs, six forced fumbles and two fumble recoveries.
- Recorded 16.5 of his career sacks during his four seasons in Buffalo (2016-19).
- Had a three game sack streak from week 11 to week 13 (vs. Den., at Dal., vs. Bal.).
- Set a single season career-high with 6.5 sacks on the season.
- Tied a career-high with two sacks vs. DEN (11/24/19).
- Opened the 2019 season with a sack and pass breakup at NYJ (9/8/19).
- Recorded two sacks and a forced fumble vs. Mia (12/30/18).
- First NFL sack came against Tom Brady and the New England Patriots (10/30/16).
- Was named first-team All-American for his standout play as a junior at Clemson in 2015. Led the country with 25.5 tackles for a loss.
- Lawson was ranked as the No. 1 prep school prospect in the nation by 247Sports.com after he spent a year at Hargrave Military Academy.



## FIRST-AND-10

**SHAQ LAWSON** rejoins the Bills in 2022 after originally being drafted by the team in the first round of the 2016 Draft after three seasons at Clemson. Lawson helped lead the Tigers to the National Championship game with a Consensus All-American performance in 2015 before joining the Bills. After his rookie contract in Buffalo, Lawson spent the 2020 season with the Dolphins and the 2021 season with the New York Jets.

## IF YOU HAVEN'T 'HERD'

### PICK AND ROLL

Lawson contemplated leaving football behind as a freshman in high school to focus on basketball, but joined the varsity team at the last minute. As a sophomore, Lawson was the starting center for the Daniel Lions and he teamed up with Houston Texans WR DeAndre Hopkins to lead the school to their first ever Class AAA state basketball championship. Lawson led the way in the title game with a game-high 25 points.

### CLEMSON BOY

Shaq's first job was working in the concessions stands at Clemson games from the ages of 11 to 14 selling popcorn. During that time, Lawson saw how much the Tigers meant to his local community and he eventually would end up playing in the same place his idols did. As a Tiger, Lawson would go on to be a unanimous All-American and would total 167 tackles, 46.5 tackles for a loss and 20 sacks during his career with the Tigers.

## PERSONAL

Is the son of Rolitha Oglesby and the late Lawrence Lawson. Lawson studied Parks and Recreation at Clemson University.



# SHAQ LAWSON

## DEFENSIVE END

# 90

### SHAQ LAWSON'S NFL REGULAR SEASON DEFENSIVE STATISTICS

DATE	TEAM	GP	GS	TACKLES							INTERCEPTIONS					FUMBLES				ST											
				TK	S	A	TFL	YDS	SK	YDS	QBH	NO	YDS	LG	TD	PD	FF	FR	TD	YDS	TK	S	A	FF	FR						
2016	Bills	10	1	13	7	6	3	21	2.0	17.0	3	0	0	0	0	1	1	0	0	0	0	0	0	0	0	0	0	0	0	0	0
2017	Bills	11	10	33	17	16	4	11	4.0	9.0	5	0	0	0	0	2	1	0	0	0	0	0	0	0	0	0	0	0	0	0	
2018	Bills	14	6	30	18	12	5	18	4.0	18.0	12	0	0	0	0	5	2	0	0	0	0	0	0	0	0	0	0	0	0	0	
2019	Bills	15	0	32	21	11	13	65	6.5	49.5	18	0	0	0	0	2	1	0	0	0	0	0	0	0	0	0	0	0	0	0	
2020	Dolphins	13	7	32	17	15	4	27	4.0	26.0	18	0	0	0	0	1	1	1	1	36	0	0	0	0	0	0	0	0	0	0	
2021	Texans	0	0	0	0	0	0	0	0.0	0.0	0	0	0	0	0	0	0	0	0	0	0	0	0	0	0	0	0	0	0	0	
2021	Jets	7	7	23	15	8	5	3	1.0	7.0	5	1	1	1	0	2	0	1	0	0	0	0	0	0	0	0	0	0	0	0	
2021	<b>TOTAL</b>	<b>7</b>	<b>7</b>	<b>23</b>	<b>15</b>	<b>8</b>	<b>5</b>	<b>3</b>	<b>1.0</b>	<b>7.0</b>	<b>5</b>	<b>1</b>	<b>1</b>	<b>1</b>	<b>0</b>	<b>2</b>	<b>0</b>	<b>1</b>	<b>0</b>	<b>0</b>	<b>0</b>	<b>0</b>	<b>0</b>	<b>0</b>	<b>0</b>	<b>0</b>	<b>0</b>	<b>0</b>	<b>0</b>	<b>0</b>	
<b>TOTALS</b>		<b>70</b>	<b>31</b>	<b>163</b>	<b>95</b>	<b>68</b>	<b>34</b>	<b>145</b>	<b>21.5</b>	<b>126.5</b>	<b>61</b>	<b>1</b>	<b>1</b>	<b>1</b>	<b>0</b>	<b>13</b>	<b>6</b>	<b>2</b>	<b>1</b>	<b>36</b>	<b>0</b>	<b>0</b>	<b>0</b>	<b>0</b>	<b>0</b>	<b>0</b>	<b>0</b>	<b>0</b>	<b>0</b>	<b>0</b>	

### SHAQ LAWSON'S NFL POSTSEASON DEFENSIVE STATISTICS

DATE	TEAM	GP	GS	TACKLES							INTERCEPTIONS					FUMBLES				ST										
				TK	S	A	TFL	YDS	SK	YDS	QBH	NO	YDS	LG	TD	PD	FF	FR	TD	YDS	TK	S	A	FF	FR					
2019	Bills	1	0	2	2	0	0	0	0.0	0.0	1	0	0	0	0	0	0	0	0	0	0	0	0	0	0	0	0	0	0	0
<b>TOTALS</b>		<b>1</b>	<b>0</b>	<b>2</b>	<b>2</b>	<b>0</b>	<b>0</b>	<b>0</b>	<b>0.0</b>	<b>0.0</b>	<b>1</b>	<b>0</b>	<b>0</b>	<b>0</b>	<b>0</b>	<b>0</b>	<b>0</b>	<b>0</b>	<b>0</b>	<b>0</b>	<b>0</b>	<b>0</b>	<b>0</b>	<b>0</b>	<b>0</b>	<b>0</b>	<b>0</b>	<b>0</b>	<b>0</b>	<b>0</b>



# CAM LEWIS CORNERBACK

# 39

**5-9** **183** **3<sup>RD</sup> YEAR**

**APRIL 13, 1997 (AGE 25)**

**DETROIT, MICHIGAN**

**CONSORTIUM PREP**

**BUFFALO**

**UDFA: 2019**

## SHOUTOUTS

- Blocked a punt vs. NYJ (1/9/22), the first of his career and first by a Bill since 2016.
- In his first action of 2021, recorded his first-career forced fumble vs. Hou. (10/3/21).
- Saw his first NFL game action at Ten. (10/13/20), where he logged seven tackles.
- Over his four-year career at Buffalo, totaled 156 tackles, 4 tackles for loss, 5 interceptions, 22 passes defended and 3 forced fumbles.
- Had a career-high 3 interceptions in 2018, which ranked second in the MAC.

## THE STAMPEDE

**A skill you would like to learn?**  
Trading stocks

**Biggest influence on your career?**  
Mom and Dad for all the various lessons they've taught me

**Collect anything?**  
Used to collect baseball and Pokemon cards

**Number one sporting event you'd want to attend as a fan?**  
March Madness finals



## FIRST-AND-10

**CAM LEWIS** joined the Buffalo Bills in 2019 after a four-year career at University of Buffalo. A Michigan native, Lewis entered the NFL as an undrafted free agent to the Bills.

## IF YOU HAVEN'T 'HERD'

### BASEBALL PAST

Lewis spent most of his life as a baseball standout, rather than a football star. Up until his junior year of high school, he was splitting time between baseball and football with his focus being more on baseball.

He participated in both club and school baseball, and his club team was so successful that they made it to the RBI National Championship.

"The most memorable game of my career was the RBI regional championship trying to make nationals," Lewis said. "The team was down 5 in the last inning and we rallied to win. It was played on the Cleveland Indians field."

It wasn't until his junior year of high school that his football coach, John Pittman, asked him to really give football a shot. Lewis listened and Pittman became a mentor for the high school running back turned college defensive back. He became the first player from his high school to play at a Division I school.

## PERSONAL

He and his wife, Alexis, have two sons, Cayden and Christian. The son of Ernest and Yvonne Lewis, Cam has two older brothers, Ernest Jr. and Brandon. He majored in African American Studies while at Buffalo. He hopes to one day work with adoption agencies and foster homes because he believes every child should have a home.



# CAM LEWIS CORNERBACK

# 39

## CAM LEWIS' NFL REGULAR SEASON DEFENSIVE STATISTICS

DATE	TEAM	GP	GS	TACKLES							INTERCEPTIONS					FUMBLES					ST				MISC							
				TK	S	A	TFL	YDS	SK	YDS	QBH	NO	YDS	LG	TD	PD	FF	FR	TD	YDS	TK	S	A	FF	FR	S	A					
2019	Bills	0	0	0	0	0	0	0	0	0.0	0.0	0	0	0	0	0	0	0	0	0	0	0	0	0	0	0	0	0	0	0	0	0
2020	Bills	5	2	7	5	2	0	0	0.0	0.0	0	0	0	0	0	0	0	0	0	0	0	0	0	0	0	0	0	0	0	0	0	0
2021	Bills	7	1	6	2	4	1	1	0.0	0.0	0	0	0	0	0	1	1	0	0	0	0	1	1	0	0	0	0	0	0	0	0	0
<b>TOTALS</b>		<b>12</b>	<b>3</b>	<b>13</b>	<b>7</b>	<b>6</b>	<b>1</b>	<b>1</b>	<b>0.0</b>	<b>0.0</b>	<b>0</b>	<b>0</b>	<b>0</b>	<b>0</b>	<b>0</b>	<b>1</b>	<b>1</b>	<b>0</b>	<b>0</b>	<b>0</b>	<b>0</b>	<b>1</b>	<b>1</b>	<b>0</b>	<b>0</b>	<b>0</b>	<b>0</b>	<b>0</b>	<b>0</b>	<b>0</b>	<b>0</b>	

## SINGLE-GAME HIGHS: DEFENSIVE

**Total Tackles** 7 at Tennessee Titans, Oct 13, 2020  
**Solo Tackles** 5 at Tennessee Titans, Oct 13, 2020  
**Passes Defensed** 1 vs. Houston Texans, Oct 03, 2021

**Forced Fumbles** 1 vs. Houston Texans, Oct 03, 2021  
**Tackles For Loss** 1 vs. Houston Texans, Oct 03, 2021  
**Special Teams Tackles** 1 at New England Patriots, Dec 26, 2021



# SAM MARTIN

## PUNTER

# 8

**6-1** **211** **10<sup>TH</sup> YEAR** 

**FEBRUARY 27, 1990 (AGE 32)**

 **FAYETTEVILLE, GA**

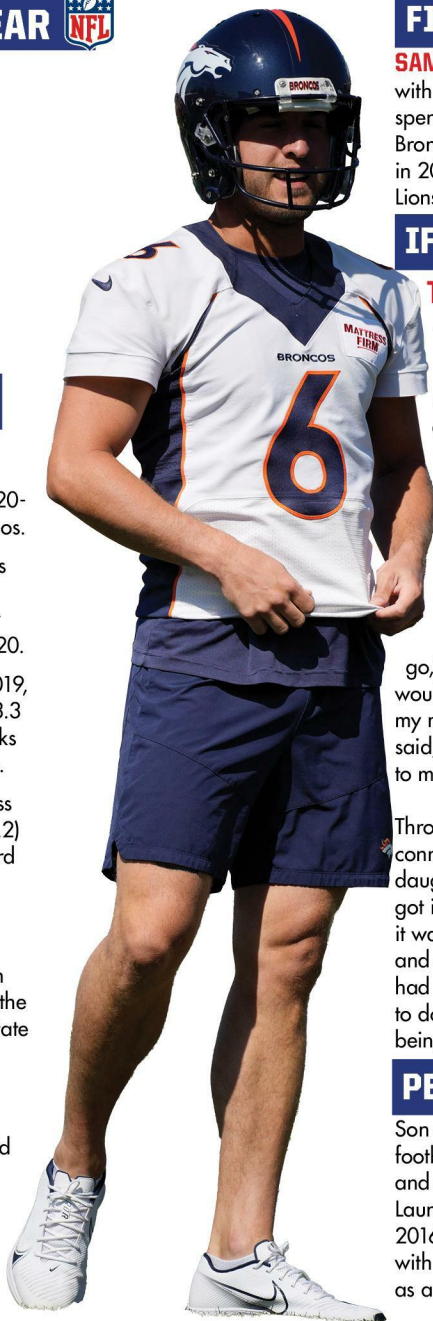
 **STARR'S MILL HS**

 **APPALACHIAN STATE**

 **FREE AGENT: 2022**

## SHOUTOUTS

- In 2021, punted 67 times for 3,083 (46.0 avg. / 42.8 net) with three touchbacks and 28 punts inside the 20-yard line in 17 games with the Broncos.
- Played all 16 games with the Broncos in 2020, punting 65 times for 3,040 yards 46.8 avg. / 41.4 net) and four touchbacks with 19 punts inside the 20.
- Played all 16 games for Detroit in 2019, punting 76 times for 3,445 yards (43.3 avg. / 41.8 net) and seven touchbacks with 31 punts inside the 20-yard line.
- Set career highs in 2016 in both gross average (48.5) and net average (44.2) on 62 punts, ranking second and third in the league, respectively, in those categories.
- Punted 226 times for 9,397 yards (41.6 avg.) and was named Southern Conference Special Teams Player of the Week seven times at Appalachian State University.
- Became only the second specialist in Appalachian State school history to be selected in the NFL Draft (P Harold Alexander, Atl. - 1993).
- Selected by the Lions in the fifth round (165th overall) of the 2013 NFL Draft.



## FIRST-AND-10

**SAM MARTIN** signed a one-year contract with the Bills on August 31, 2022 after spending two seasons with the Denver Broncos (2020-21). Martin entered the NFL in 2013 as a fifth round pick of the Detroit Lions, where he played until 2019.

## IF YOU HAVEN'T 'HERD'

### TICKETS TO BROADWAY

During the offseason, Martin gifted his parents to tickets for the hit Broadway show "The Music Man". The show was set to take place on Mother's Day, but a schedule conflict ended up preventing Martin's parents from attending. With two \$600 tickets freed up just days before the show, Martin decided to use the tickets to make someone else's Mother's Day. "So rather than resell them with it being on Mother's Day, we thought this is a perfect opportunity to help another family to go," Martin told 9News. "If not, the tickets would have gone to waste. It was more so my mom and dad's idea. Really my mom said, 'How 'bout for Mother's Day, your gift to me is to donate them.'"

Through his agency, Athlete's First, Martin connected with a single mother and daughter that he gifted the tickets to. "We got in touch with the daughter and she said it was something her mother really needed and could use right now," Martin said. "It had been a while since they've been able to do anything, anything fun. It wound up being kind of a perfect little storm."

## PERSONAL

Son of Tom and Debbie. In addition to football, played soccer in high school and earned all-state honors as a junior. Launched the Sam Martin Foundation in 2016 to help improve the lives of children with mental and physical conditions as well as animal welfare



# SAM MARTIN

## PUNTER

# 8

### REGULAR SEASON COMPARISON: PUNTING - LOS ANGELES RAMS

DATE	OPP	W/L	GP/GS	NO.	YDS.	AVG.	TB	120	LG	
12/13/15	DET @ SL	L	P	7	322	46.0	1	2	59	
10/16/16	DET vs. LA	W	P	2	104	52.0	0	1	56	
12/2/18	DET vs. LA	L	P	6	286	47.7	0	2	58	
<b>TOTALS</b>			<b>1/2</b>	<b>3/0</b>	<b>15</b>	<b>712</b>	<b>47.5</b>	<b>1</b>	<b>5</b>	<b>59</b>

### SAM MARTIN'S NFL REGULAR SEASON PUNTING STATISTICS

DATE	TEAM	GP	NO.	YDS.	AVG.	OPP. RET.	YDS.	NET YDS.	AVG.	TB	IN20	LG	BK
2013	Lions	16	72	3,399	47.2	31	250	2,949	40.4	10	22	72	1
2014	Lions	16	68	3,138	46.1	27	311	2,727	40.1	5	29	71	0
2015	Lions	16	80	3,679	46.0	40	263	3,356	42.0	3	25	66	0
2016	Lions	16	62	3,010	48.5	30	210	2,740	44.2	3	23	63	0
2017	Lions	10	41	1,779	43.4	14	116	1,543	37.6	6	13	64	0
2018	Lions	16	74	3,310	44.7	27	332	2,898	39.2	4	32	61	0
2019	Lions	16	76	3,445	45.3	29	130	3,175	41.8	7	31	62	0
2020	Broncos	16	65	3,040	46.8	28	226	2,734	41.4	4	19	69	1
2021	Broncos	17	67	3,083	46.0	24	154	2,869	42.8	3	28	68	0
<b>TOTALS</b>		<b>139</b>	<b>605</b>	<b>27,883</b>	<b>46.1</b>	<b>250</b>	<b>1,992</b>	<b>24,991</b>	<b>41.2</b>	<b>45</b>	<b>222</b>	<b>72</b>	<b>2</b>

### SAM MARTIN'S NFL POSTSEASON PUNTING STATISTICS

DATE	TEAM	GP	NO.	YDS.	AVG.	OPP. RET.	YDS.	NET YDS.	AVG.	TB	IN20	LG	BK
2014	Lions	1	4	142	35.5	0	0	142	35.5	0	1	48	0
2016	Lions	1	5	232	46.4	1	5	227	45.4	0	2	55	0
<b>TOTALS</b>		<b>2</b>	<b>9</b>	<b>374</b>	<b>41.6</b>	<b>1</b>	<b>5</b>	<b>369</b>	<b>41.0</b>	<b>0</b>	<b>3</b>	<b>55</b>	<b>0</b>

### SINGLE-GAME HIGHS: PUNTER

#### Punts

10 vs. Baltimore Ravens, Oct 03, 2021

#### Gross Punting Yards

491 vs. Baltimore Ravens, Oct 03, 2021

#### Gross Punting Avg

58.8 at Indianapolis Colts, Sep 11, 2016

#### Net Punting Yards

387 vs. Baltimore Ravens, Oct 03, 2021

#### Net Punting Avg

55.5 at Indianapolis Colts, Sep 11, 2016

#### Longest Punts

72 at Washington Redskins, Sep 22, 2013

#### Inside the 20

5 vs. Tennessee Titans, Sep 18, 2016

#### Pass Attempts

2 vs. Miami Dolphins, Nov 09, 2014

#### Pass Completions

2 vs. Miami Dolphins, Nov 09, 2014

#### Yards Passing

27 vs. Miami Dolphins, Nov 09, 2014

#### Rush Attempts

1 at Pittsburgh Steelers, Sep 20, 2020

#### Rushing Yards

3 at Pittsburgh Steelers, Nov 17, 2013

#### Longest Runs

3 at Pittsburgh Steelers, Nov 17, 2013

#### Special Teams Tackles

1 vs. Kansas City Chiefs, Sep 29, 2019



# TYLER MATAKEVICH

## LINEBACKER

# 44

6-1

235

6<sup>th</sup> YEAR



DECEMBER 22, 1992 (AGE 29)



STRATFORD, CT



ST. JOSEPH HS



TEMPLE



FREE AGENT: 2020

## SHOUTOUTS

- Led the Bills with 13 special teams tackles in 2021.
- Named a team captain for the 2021 season.
- Recorded the first interception of his career against Hou. on 10/3/21 to help lead the Bills to a 40-0 victory over the Texans.
- Finished the 2020 season with 10 special teams tackles, which led the Bills.
- Tied for the NFL lead in 2019 with 16 tackles on special teams. He appeared in all 16 games and also had 14 tackles on defense.
- Played in all 16 games in 2018 and had 10 tackles on special teams.
- In 2017, played in 15 games during the regular season and led the Steelers' special teams unit in tackling with 14 tackles including two deflected punts.
- In 2016, played in all 16 games during the regular season and recorded a team-best 12 special teams tackles during the regular season.



## FIRST-AND-10

**TYLER MATAKEVICH** has played two seasons in Buffalo with the Bills after he spent the first four seasons of his career in Pittsburgh (2016-19). He was drafted in the seventh round (246th overall) of the 2016 NFL Draft by the Steelers.

## IF YOU HAVEN'T 'HERD'

### SHOW YOUR SOFT SIDE

Off the football field, one of Matakevich's biggest passions is hanging out with his dog, Bailey. That passion extends to Matakevich working with animal adoption campaigns and supporting Show Your Soft Side.

Per the organization's website, Show Your Soft Side is a public service campaign that was created to change the mindset of young people who all-too-often view the maiming and torturing of defenseless cats and dogs as a sign of "toughness" or "manhood." They uses athletes and actors to spread the message that compassion toward animals is a sign of strength, not weakness.

Matakevich appeared in advertisements with his dog Bailey along with the message, "Only a punk would hurt a cat or dog."

Matakevich adopted Bailey when he first became involved with the organization and did a photoshoot in Philadelphia in 2016 with Bailey and four other 8-week-old puppies in need of a home.

## PERSONAL

The son of David and Kim Matakevich. Tyler has an older sister named Ashley. Has two dogs named Cash and Bailey. Lives with his wife, Shannon.



# TYLER MATAKEVICH LINEBACKER

# 44

## BUFFALO TRACKS

### SPECIAL TEAMS TACKLE LEADERS SINCE 2016

Player	ST Tackles
1. Tyler Matakevich, BUF	75
2. Justin Bethel, NE	71
3. Nick Dzubnar, TEN	63
4. Michael Thomas, CIN	58
5. Nick Bellore, SEA	57

### 2021 BILLS SPECIAL TEAMS TACKLE LEADERS

Player	ST Tackles
1. Tyler Matakevich	13
2. Siran Neal	12
3. Andre Smith	10
4. Taiwan Jones	6
5t. Tyrel Dodson	5
5t. Jake Kumerow	5
5t. Jaquan Johnson	5

## THE STAMPEDE

### FAVORITE MUSICAL ARTIST:

Summer Hits of the 90s  
playlist on Spotify

### FAVORITE TV SHOW:

Below Deck

### NICKNAME:

Dirty Red

### PREGAME RITUAL:

Cleans his house

### HIDDEN TALENT:

Cooking



## TYLER MATAKEVICH'S NFL REGULAR SEASON DEFENSIVE STATISTICS

DATE	TEAM	GP	GS	TACKLES							INTERCEPTIONS							FUMBLES					ST					MISC			
				TK	S	A	TFL	YDS	SK	YDS	QBH	NO	YDS	LG	TD	PD	FF	FR	TD	YDS	TK	S	A	FF	FR	S	A				
2016	Steelers	16	0	8	6	2	0	0	0.0	0.0	0	0	0	0	0	0	0	0	0	0	0	0	0	12	10	2	0	0	0	0	
2017	Steelers	15	0	9	7	2	0	0	0.0	0.0	0	0	0	0	0	1	0	0	0	0	0	0	0	14	11	3	0	0	0	0	
2018	Steelers	16	1	6	3	3	0	0	0.0	0.0	0	0	0	0	0	0	0	0	0	0	0	0	0	10	9	1	0	0	0	0	
2019	Steelers	16	0	2	2	0	0	0	0.0	0.0	0	0	0	0	0	0	0	0	0	0	0	0	0	0	16	14	2	0	0	0	0
2020	Bills	16	0	13	9	4	0	0	0.0	0.0	0	0	0	0	0	2	0	0	0	0	0	0	0	0	10	3	7	0	0	0	0
2021	Bills	17	0	6	3	3	0	0	0.0	0.0	0	1	15	15	0	1	0	0	0	0	0	0	0	0	13	9	4	0	0	0	0
<b>TOTALS</b>		<b>96</b>		<b>1</b>	<b>44</b>	<b>30</b>	<b>14</b>	<b>0</b>	<b>0</b>	<b>0.0</b>	<b>0.0</b>	<b>0</b>	<b>1</b>	<b>15</b>	<b>15</b>	<b>0</b>	<b>4</b>	<b>0</b>	<b>0</b>	<b>0</b>	<b>0</b>	<b>0</b>	<b>0</b>	<b>0</b>	<b>75</b>	<b>56</b>	<b>19</b>	<b>0</b>	<b>0</b>	<b>0</b>	<b>0</b>

## TYLER MATAKEVICH'S NFL POSTSEASON DEFENSIVE STATISTICS

DATE	TEAM	GP	GS	TACKLES							INTERCEPTIONS							FUMBLES					ST					MISC				
				TK	S	A	TFL	YDS	SK	YDS	QBH	NO	YDS	LG	TD	PD	FF	FR	TD	YDS	TK	S	A	FF	FR	S	A					
2016	Steelers	3	0	0	0	0	0	0	0.0	0.0	0	0	0	0	0	0	0	0	0	0	0	0	0	0	1	1	0	0	0	0	0	0
2017	Steelers	1	0	0	0	0	0	0	0.0	0.0	0	0	0	0	0	0	0	0	0	0	0	0	0	0	0	0	0	0	0	0	0	0
2020	Bills	3	0	0	0	0	0	0	0.0	0.0	0	0	0	0	0	0	0	0	0	0	0	0	0	0	0	0	0	0	0	0	0	0
2021	Bills	2	0	2	1	1	0	0	0.0	0.0	0	0	0	0	0	0	0	0	0	0	0	0	0	0	1	1	0	0	0	0	0	0
<b>TOTALS</b>		<b>9</b>		<b>0</b>	<b>2</b>	<b>1</b>	<b>1</b>	<b>0</b>	<b>0</b>	<b>0.0</b>	<b>0.0</b>	<b>0</b>	<b>0</b>	<b>0</b>	<b>0</b>	<b>0</b>	<b>0</b>	<b>0</b>	<b>0</b>	<b>0</b>	<b>0</b>	<b>0</b>	<b>0</b>	<b>0</b>	<b>2</b>	<b>2</b>	<b>0</b>	<b>0</b>	<b>0</b>	<b>0</b>	<b>0</b>	

## SINGLE-GAME HIGHS: DEFENSIVE

**Total Tackles** 8 at Miami Dolphins, Oct 16, 2016  
**Solo Tackles** 6 at Miami Dolphins, Oct 16, 2016  
**Passes Defensed** 2 vs. Miami Dolphins, Jan 03, 2021

**Interceptions** 1 vs. Houston Texans, Oct 03, 2021  
**Interception Return Yards** 15 vs. Houston Texans, Oct 03, 2021  
**Special Teams Tackles** 4 vs. Carolina Panthers, Dec 19, 2021





# ISAIAH MCKENZIE

## WIDE RECEIVER

# 6

5-8

173

6<sup>TH</sup> YEAR



APRIL 9, 1995 (AGE 27)



MIAMI, FL



AMERICAN HERITAGE HS



GEORGIA



WAIVERS: 2018

## SHOUTOUTS

- Set single-game career highs for both receptions (11) and receiving yards (125) at NE (12/26/21).
- Recorded 129 kickoff return yards at Jax. (11/7/21). Was the third time in his career and second time in 2021 (143 yards vs. Pit., 9/12/21) that he logged 100+ kickoff return yards in a game.
- Finished the 2020 season with career highs in both receptions (30) and receiving yards (282).
- Scored his first postseason TD on a 6-yard catch at KC (1/24/21).
- Scored a career-high three touchdowns vs. Mia (1/3/21), 2 receiving and one punt return. His punt return TD was the first for the Bills since 12/14/14 vs. GB.
- Threw a 12-yard touchdown pass to QB Josh Allen vs. Arz. (11/15/20), the first passing touchdown of his career.
- Played in all three phases vs. NYJ (12/29/19), taking snaps at WR, KR/PR and CB.
- In Week 14 at NYJ (12/9/18), scored his second rushing touchdown of the season on a 15 yard rush. Became the first Bills WR since Elbert 'Golden Wheels' Dubenion in 1961 to run for two touchdowns in a single season.



## FIRST-AND-10

**ISAIAH MCKENZIE** signed a two-year contract with the Bills in 2022. McKenzie initially joined the team in 2018 after being claimed off of waivers via the Denver Broncos. McKenzie entered the league in 2017 as a fifth round pick (172nd overall) of the Broncos out of Georgia. McKenzie spent the entire 2017 season on the Broncos' 53-man roster before rotating between Denver's 53 and practice squad in 2018.

## IF YOU HAVEN'T 'HERD'

### A KEY INFLUENCE

When the Broncos called McKenzie's phone during the 2017 NFL Draft it brought overwhelming emotions to not only Isaiah, but his grandmother as well. He credits her with keeping him and his siblings on the right path and out of trouble growing up.

"My grandma kept us on the right path," McKenzie said of himself and his siblings. "She did everything she had to do to be a great parent. I wouldn't say I followed every rule in the book, but whatever she told me I knew it was important. I took heed to when she told me something."

McKenzie's grandmother even went so far as to find a new job at American Heritage HS and take an hour long bus ride daily at 5:30 AM with Isaiah to give him the best opportunity to take advantage of his unique talents on the football field. Everything eventually paid off as McKenzie received multiple D-I offers.

## PERSONAL

Born on April 9, 1995 in Miami, Florida and attended American Heritage HS. McKenzie has six brothers and one sister. He is the owner of La Trailla Barbecue, a Texas craft style barbecue restaurant in Miami.



# ISAIAH MCKENZIE

## WIDE RECEIVER

# 6

### IF YOU HAVEN'T 'HERD'



#### LA TRAILA

Isaiah McKenzie decided to combine his passion for business and food by opening a Texas Craft Barbecue restaurant, La Traila, in his hometown of Miami, Florida.

"When I moved to Miami, I realized barbecue here isn't very good," Mel Rodriguez, La Traila's co-owner told ESPN. "We're ahead of what people expect, so we have wiggle room, but I told my staff I don't want to just make good barbecue. I want to make damn good barbecue."

### THE STAMPEDE

**1. NICKNAMES**  
Lil' Dirty



**2. FAVORITE MOVIE**  
The Mask



**3. FAVORITE MUSICIAN**  
Sam Smith



**4. FAVORITE PLAYER GROWING UP**  
Devin Hester



### ISAIAH MCKENZIE'S NFL REGULAR SEASON RUSHING/RECEIVING STATISTICS

DATE	TEAM	GP	GS	RECEIVING					RUSHING				
				NO.	YDS.	AVG.	LG	TD	NO.	YDS.	AVG.	LG	TD
2017	Broncos	11	0	4	29	7.3	14	0	1	4	4.0	4	0
2018	Broncos	1	0	0	0	0.0	0	0	0	0	0.0	0	0
2018	Bills	7	1	18	179	9.9	23	0	10	66	6.6	15f	2
2018	<b>TOTAL</b>	<b>8</b>	<b>1</b>	<b>18</b>	<b>179</b>	<b>9.9</b>	<b>23</b>	<b>0</b>	<b>10</b>	<b>66</b>	<b>6.6</b>	<b>15f</b>	<b>2</b>
2019	Bills	15	8	27	254	9.4	46	1	8	49	6.1	16	0
2020	Bills	16	6	30	282	9.4	46	5	10	9	0.9	14	0
2021	Bills	15	2	20	178	8.9	28	1	9	47	5.2	10	1
<b>TOTALS</b>		<b>65</b>	<b>17</b>	<b>99</b>	<b>922</b>	<b>9.3</b>	<b>46</b>	<b>7</b>	<b>38</b>	<b>175</b>	<b>4.6</b>	<b>16</b>	<b>3</b>



# ISAIAH MCKENZIE

## WIDE RECEIVER

# 6

### ISAIAH MCKENZIE'S NFL POSTSEASON RUSHING/RECEIVING STATISTICS

DATE	TEAM	GP	GS	RECEIVING					RUSHING				
				NO.	YDS.	AVG.	LG	TD	NO.	YDS.	AVG.	LG	TD
2019	Bills	1	0	4	23	5.8	10	0	0	0	0.0	0	0
2020	Bills	3	0	3	14	4.7	7	1	2	9	4.5	5	0
2021	Bills	2	1	4	48	12.0	19	0	6	44	7.3	15	0
<b>TOTALS</b>		<b>6</b>	<b>1</b>	<b>11</b>	<b>85</b>	<b>7.7</b>	<b>19</b>	<b>1</b>	<b>8</b>	<b>53</b>	<b>6.6</b>	<b>15</b>	<b>0</b>

### ISAIAH MCKENZIE'S NFL REGULAR SEASON RETURN STATISTICS

DATE	TEAM	KICKOFF RETURNS					PUNT RETURNS					
		RET.	YDS.	AVG.	LG	TD	NO.	FC	YDS.	AVG.	LG	TD
2017	Broncos	3	50	16.7	21	0	21	7	183	8.7	44	0
2018	Broncos	0	0	0.0	0	0	2	0	13	6.5	11	0
2018	Bills	12	237	19.8	33	0	14	3	87	6.2	21	0
2018	<b>TOTAL</b>	<b>12</b>	<b>237</b>	<b>19.8</b>	<b>33</b>	<b>0</b>	<b>16</b>	<b>3</b>	<b>100</b>	<b>6.3</b>	<b>21</b>	<b>0</b>
2019	Bills	3	65	21.7	24	0	1	1	4	4.0	4	0
2020	Bills	2	32	16.0	27	0	1	1	84	84.0	84	1
2021	Bills	24	584	24.3	75	0	19	6	147	7.7	26	0
<b>TOTALS</b>		<b>44</b>	<b>968</b>	<b>22.0</b>	<b>75</b>	<b>0</b>	<b>58</b>	<b>18</b>	<b>518</b>	<b>8.9</b>	<b>84</b>	<b>1</b>

### SINGLE-GAME HIGHS: RUSHING/RECEIVING

**Rush Attempts** 4 vs. New York Jets, Dec 09, 2018  
**Rushing Yards** 32 at New York Jets, Nov 11, 2018  
**Longest Runs** 16 vs. New York Jets, Dec 29, 2019  
**Rushing TDs** 1 at New York Jets, Nov 14, 2021  
**Receptions** 11 at New England Patriots, Dec 26, 2021  
**Receiving Yards** 125 at New England Patriots, Dec 26, 2021  
**Receiving Average** 11.8 vs. New York Jets, Dec 09, 2018  
**Longest Receptions** 46 at Miami Dolphins, Sep 20, 2020  
**Receiving TDs** 2 vs. Miami Dolphins, Jan 03, 2021  
**All-Purpose Yards** 181 vs. Miami Dolphins, Jan 03, 2021  
**Kickoff Returns** 7 vs. Indianapolis Colts, Nov 21, 2021  
**Kickoff Return Yards** 143 vs. Pittsburgh Steelers, Sep 12, 2021

**Longest Kickoff Return** 75 vs. Pittsburgh Steelers, Sep 12, 2021  
**Fair Catches** 3 at Miami Dolphins, Dec 03, 2017  
**Punt Return Yards** 84 vs. Miami Dolphins, Jan 03, 2021  
**Longest Punt Return** 84 vs. Miami Dolphins, Jan 03, 2021  
**Punt Returns** 5 vs. Oakland Raiders, Oct 01, 2017  
**Punt Return TDs** 1 vs. Miami Dolphins, Jan 03, 2021  
**Punt Return Average** 16.0 vs. Los Angeles Chargers, Sep 11, 2017  
**Kickoff Return Average** 35.8 vs. Pittsburgh Steelers, Sep 12, 2021  
**Special Teams Tackles** 1 vs. New England Patriots, Nov 12, 2017  
**Most TDs** 3 vs. Miami Dolphins, Jan 03, 2021  
**Miscellaneous Tackles** 1 vs. Indianapolis Colts, Nov 21, 2021



# MATT MILANO

## LINEBACKER

# 58

**6-0** **223** **6<sup>TH</sup> YEAR**

**JULY 28, 1994 (AGE 28)**

**ORLANDO, FL**

**DR. PHILLIPS HS**

**BOSTON COLLEGE**

**DRAFT: 2017 (5TH RD)**

## SHOUTOUTS

- Ranked tied for third in the AFC in 2021 with 14 tackles for loss.
- Finished the 2019 regular season with 100 tackles, joining Tremaine Edmunds and Jordan Poyer as the only Bills with 100+ tackles.
- Finished the 2018 season as the only player in the NFL with 75+ tackles, 3+ interceptions and 3+ fumble recoveries.
- Had an interception, sack and FR at Min. (9/23/18), becoming the first Bills player to have all three in a game since Troy Vincent on 12/12/04.
- Named AFC Defensive Player of the Week after his performance against the Vikings (9/23/18).
- Had a career-high 13 tackles vs. Phi. (10/27/19).
- Had interceptions in consecutive games (at NYJ (11/11/18), vs. Jax. (11/25/18)), making him the first Bills LB with a INT streak since 2015 (AJ Tarpley).
- Key part of a Bills' linebacker unit that ranked third in the NFL in takeaways in 2018 with 17.
- Returned a fumble for a TD vs. Oak. (10/29/17), making him the first Bills LB to do so since London Fletcher 2006.



## FIRST-AND-10

**MATT MILANO** signed a four year contract extension with the Bills in 2021, extending his stay in Buffalo after originally being drafted by the team in the fifth round (163rd overall) out of Boston College in 2017. During the 2020 season, the Bills went 10-0 in games Milano played.

## IF YOU HAVEN'T 'HERD'

### OVERCOMING THE ODDS

Milano grew up in a football hotbed in Florida and was a three-star recruit when he began to look at college. During his senior year, he was named Orlando Sentinel's Defensive Player of the Year and opted to take his talents to Boston College. The transition was not seamless however, and he only logged five tackles during his freshman season. Milano says that the transition from different levels of football is the biggest obstacle he has had to overcome. The jump from college to NFL was also a tough challenge for the linebacker, but Milano made the most of it, earning a starting role by the end of the 2017 season.

### FACETIMING WITH FAMILY

Milano was a consistent impact player on the Bills' defense throughout the 2018 season, but unfortunately suffered a season-ending injury against the Jets with three games remaining in the season. The following week, the Bills beat the Lions 14-13 and Milano was unable to attend due to the injury. After the game, the team facetedimed with Milano and he broke down the team following Coach McDermott's post-game speech.

## PERSONAL


Born July 28, 1994 in Orlando, Florida, Matt is the son of Mike, a pharmaceutical sales manager, and Janet Milano. Matt graduated with degrees in Psychology and Communications from Boston College. He has a brother, Michael, and sister, Gina.



# MATT MILANO LINEBACKER

# 58

## IF YOU HAVEN'T 'HERD'



### WORLD TRAVELER

In his free time, Milano enjoys traveling, not only throughout the country, but all over the world. He has been to Costa Rica (pictured above) and hopes to one day travel the globe.

"It's important getting out from the bubble you live in at the time and experiencing something new," Milano told the Buffalo News, "seeing somebody else's culture, what they kind of do during the day, who's around there, and just meeting new people."

### CHECK OUT THESE BLADES

Milano and Gabriel Davis teamed up during the 2020 season to give eight-year-old Jackson DeLude a gift and memory that will last a lifetime. Milano and Davis provided DeLude and his family with the opportunity to travel from Buffalo to Orlando, FL to be fitted for a set of prosthetic blades and a trip to Disney World. "We thought it was a great thing to do for Jackson," Milano said to ESPN at the time. "Christmas time, it was a chance to give back to the community -- especially someone from Buffalo. ... This was a quick thing. We learned about it and in the next couple days, he was doing his thing."

## THE STAMPEDE

### FAVORITE FOOD:

Sushi

### FAVORITE TV SHOW:

The Sopranos

### FAVORITE APP:

Spotify

### FAVORITE BUFFALO RESTAURANT:


Bar Bill

### PET PEEVE:

Nonchlanant people

### FAVORITE BOOK:

The Daily Stoic



## BUFFALO TRACKS

### BILLS TACKLES FOR LOSS SINCE 2017

	Player	Seasons	TFLs
1.	Matt Milano	2017-21	45
2.	Jerry Hughes	2017-21	36
3.	Jordan Poyer	2017-21	29
4.	Tremaine Edmunds	2018-21	26
5.	Lorenzo Alexander	2017-19	22
	Shaq Lawson	2017-19	22

### BILLS TOTAL TACKLES SINCE 2017

	Player	Seasons	Tackles
1.	Jordan Poyer	2017-21	519
2.	Tremaine Edmunds	2018-21	463
3.	Matt Milano	2017-21	359
4.	Micah Hyde	2017-21	356
5.	Tre'Davious White	2017-21	279



# MATT MILANO LINEBACKER

# 58

## MATT MILANO'S NFL REGULAR SEASON DEFENSIVE STATISTICS

DATE	TEAM	GP	GS	TACKLES							INTERCEPTIONS					FUMBLES					ST				
				TK	S	A	TFL	YDS	SK	YDS	QBH	NO	YDS	LG	TD	PD	FF	FR	TD	YDS	TK	S	A	FF	FR
2017	Bills	16	5	43	29	14	3	6	0.0	0.0	2	1	15	15	0	2	0	1	1	40	6	3	3	1	0
2018	Bills	13	13	78	52	26	12	33	1.0	8.0	3	3	41	29	0	7	0	3	0	0	0	0	0	0	0
2019	Bills	15	15	100	64	36	7	31	1.5	12.5	7	0	0	0	0	9	1	1	0	0	1	1	0	0	0
2020	Bills	11	6	45	35	10	4	22	3.5	24.0	9	1	0	0	0	3	0	0	0	0	0	0	0	0	0
2021	Bills	16	16	86	57	29	15	48	3.0	27.0	6	0	0	0	0	5	0	2	0	0	0	0	0	0	0
<b>TOTALS</b>		<b>71</b>	<b>55</b>	<b>352</b>	<b>237</b>	<b>115</b>	<b>41</b>	<b>140</b>	<b>9.0</b>	<b>71.5</b>	<b>27</b>	<b>5</b>	<b>56</b>	<b>29</b>	<b>0</b>	<b>26</b>	<b>1</b>	<b>7</b>	<b>1</b>	<b>40</b>	<b>7</b>	<b>4</b>	<b>3</b>	<b>1</b>	<b>0</b>

## MATT MILANO'S NFL POSTSEASON DEFENSIVE STATISTICS

DATE	TEAM	GP	GS	TACKLES							INTERCEPTIONS					FUMBLES					ST				
				TK	S	A	TFL	YDS	SK	YDS	QBH	NO	YDS	LG	TD	PD	FF	FR	TD	YDS	TK	S	A	FF	FR
2017	Bills	0	0	0	0	0	0	0	0.0	0.0	0	0	0	0	0	0	0	0	0	0	0	0	0	0	0
2019	Bills	1	1	12	8	4	1	4	0.0	0.0	1	0	0	0	0	0	0	0	0	0	0	0	0	0	0
2020	Bills	3	3	25	16	9	0	0	0.0	0.0	1	0	0	0	0	3	0	0	0	0	0	0	0	0	0
2021	Bills	2	2	16	10	6	0	0	0.0	0.0	1	0	0	0	0	1	0	0	0	0	0	0	0	0	0
<b>TOTALS</b>		<b>6</b>	<b>6</b>	<b>53</b>	<b>34</b>	<b>19</b>	<b>1</b>	<b>4</b>	<b>0.0</b>	<b>0.0</b>	<b>3</b>	<b>0</b>	<b>0</b>	<b>0</b>	<b>0</b>	<b>4</b>	<b>0</b>	<b>0</b>	<b>0</b>	<b>0</b>	<b>0</b>	<b>0</b>	<b>0</b>	<b>0</b>	<b>0</b>

## SINGLE-GAME HIGHS: DEFENSIVE

**Total Tackles** 13 vs. Philadelphia Eagles, Oct 27, 2019  
**Solo Tackles** 10 vs. Philadelphia Eagles, Oct 27, 2019  
**Sacks** 1.0 vs. New York Jets, Jan 09, 2022  
**Passes Defensed** 3 vs. Denver Broncos, Nov 24, 2019  
**Forced Fumbles** 1 at Pittsburgh Steelers, Dec 15, 2019

**Fumble Recoveries** 1 vs. Washington Football Team, Sep 26, 2021  
**Tackles For Loss** 3 vs. Philadelphia Eagles, Oct 27, 2019  
**Interceptions** 1 vs. New York Jets, Sep 13, 2020  
**Special Teams Tackles** 2 vs. New York Jets, Sep 10, 2017  
**Longest Opponent's Fumble Return** 40 vs. Oakland Raiders, Oct 29, 2017



# VON MILLER LINEBACKER

# 40

6-3 250 12<sup>TH</sup> YEAR 

MARCH 26, 1989 (AGE 33)

 DESOTO, TX

 DESOTO HS

 TEXAS A&M

 FREE AGENT: 2022

## SHOUTOUTS

- The future Hall of Famer's career: 8 Pro Bowl selections, three 1st-team All-Pro honors, four 2nd-team All-Pro honors, two Super Bowl championships, a Super Bowl MVP award, defensive rookie of the year honors, and a spot on the NFL's All-Decade team of the 2010's.
- Leads all NFL players in sacks since entering the league in 2011 (115.5). Ranks 22nd on the NFL's all-time list.
- Tied for 11th in NFL history with most sacks in the postseason (10.5).
- Tied with Charles Haley for most sacks in Super Bowl history (4.5).
- Recorded the 5th-most sacks all-time in a single decade (112.5) from 2010-19.
- Is the Broncos all-time leader in sacks with 110.5.
- Recorded 2 sacks for the Rams in their Super Bowl LVI win vs. Cin. (2/13/22).
- Named Super Bowl 50 MVP for Denver with 6 tackles, 2.5 sacks, and 2 forced fumbles in 24-10 win vs. Car. (2/7/16).
- Reached 100 overall sacks (regular season and playoffs) in 121 games, sixth-fastest in NFL history.
- Named NFL Defensive Rookie of the Year in 2011 after tallying 11.5 sacks.



## FIRST-AND-10

**VON MILLER** signed a 6-year contract with the Bills on March 17, 2022 after helping the Rams capture Super Bowl LVI. The 2nd overall pick in 2011 by Denver, Miller spent the first 10+ seasons of his career with the Broncos before being traded to the Rams on November 2, 2021. One of the league's all-time prolific pass rushers, the 8-time Pro Bowler leads the NFL in sacks since entering the league.

## IF YOU HAVEN'T 'HERD'

### SUPER BOWL SACK ARTIST

The last defensive player to capture Super Bowl MVP honors was Miller after Super Bowl 50. That day, he had 2.5 sacks and 2 forced fumbles for the Broncos. With 2 more sacks in Super Bowl LVI for the Rams, Miller is tied with Charles Haley for the most sacks ever in Super Bowl history with 4.5. Haley played in 5 Super Bowls, while Miller had 2 appearances.

"Rushing the passer, that's what I do better than anything else in the world," Miller told reporters after Super Bowl LVI. "I'm a great dad, I'm a great brother, I'm a great son, a great teammate. But rushing the passer in those moments? That's what I do (best)."

## PERSONAL

Is the son of Von and Gloria Miller. Has a son named Valor. Received the 2019 Jefferson Award for Outstanding Public Service in Sports. Chosen as the Broncos 2018 Walter Payton Man of the Year nominee in 2018. Enjoys listening to heavy metal music for meditation. Lists the Caribbean as his favorite vacation spot. Majored in university studies with a concentration in agriculture and life sciences.



# VON MILLER LINEBACKER

# 40

## IF YOU HAVEN'T 'HERD'



### PASS RUSH SUMMIT

In June, Miller conducted his 6th annual Von Miller Pass Rush Summit in Nevada, a two-day event which attracted players from around the NFL, including three young Bills teammates Greg Rousseau, Boogie Basham and A.J. Epenesa.

"I think some of the most sustainable things that you create are created just off of love and created with no intention," Miller said. "I created this for the guys, for us to be able to hang out. ... It was just the little dream to hang out with the guys and talk pass rush."

"This is my way of paying it back to y'all, paying it back to the game," Miller told the gathered attendees.

(photo above courtesy of Buffalo News)



### VON'S VISION

Inspired by his own vision issues growing up, Miller created Von's Vision Foundation in 2012.

"I've been wearing glasses my whole entire life. I've had problems with my vision my whole entire life. To really help in that area it's incredible," said in the past.

The mission of Von's Vision is to provide low-income students with eye care and fashionable corrective eyewear they need to be their best in the classroom and in life.

Since its inception, Von's Vision has gifted over \$5.1 million in eye care and eyewear to students in need across the country.

## THE STAMPEDE

### PRE-GAME RITUAL:

Listens to Phil Collins song "In The Air Tonight"

### FAVORITE SHOW:

Bill Dance fishing shows

### FAVORITE MOVIE PRODUCER:

M. Night Shyamalan

### FAVORITE ACTOR:

Mark Wahlberg

### DREAM VACATION SPOT:

Dubai

### FAVORITE PLAYERS GROWING UP:

DeMarcus Ware and Dirk Nowitzki

### FAVORITE FOOD:

Oxtails, plantains, beans and rice (Caribbean food)



## BUFFALO TRACKS

### MOST SACKS IN NFL SINCE 2011

1. Von Miller, Buffalo	115.5
2. Chandler Jones, Las Vegas	107.5
3. Cam Jordan, New Orleans	107.0
4t. Justin Houston	102.0
4t. J.J. Watt, Arizona	102.0
6. Robert Quinn, Chicago	101.0
7. Aaron Donald, LA Rams	98.0

### MOST SACKS IN NFL POSTSEASON HISTORY

1. Willie McGinest	16.0	(18 games)
2. Bruce Smith	14.5	(20 games)
3. Terrell Suggs	12.5	(21 games)
4. Reggie White	12.0	(19 games)
5t. LaMarr Woodley	11.0	(8 games)
5t. Frank Clark	11.0	(14 games)
5t. Clay Matthews	11.0	(15 games)
5t. Charles Haley	11.0	(21 games)
5t. Dwight Freeney	11.0	(22 games)
5t. James Harrison	11.0	(22 games)
11t. Von Miller	10.5	(11 games)
11t. Richard Dent	10.5	(12 games)





# VON MILLER LINEBACKER

# 40

## VON MILLER'S NFL REGULAR SEASON DEFENSIVE STATISTICS

DATE	TEAM	GP	GS	TACKLES								INTERCEPTIONS					FUMBLES				ST			MISC			
				TK	S	A	TFL	YDS	SK	YDS	QBH	NO	YDS	LG	TD	PD	FF	FR	TD	YDS	TK	S	A	FF	FR	S	A
2011	Broncos	15	15	64	50	14	19	0	11.5	77.0	29	0	0	0	4	2	0	0	0	0	0	0	0	0	0	0	0
2012	Broncos	16	16	68	55	13	28	0	18.5	129.5	25	1	26	26	1	2	6	0	0	0	0	0	0	0	0	0	0
2013	Broncos	10	10	34	27	7	9	24	5.0	29.0	10	0	0	0	0	1	3	1	1	60	0	0	0	0	0	0	0
2014	Broncos	16	16	60	43	17	16	101	14.0	82.5	27	0	0	0	0	2	1	1	0	2	0	0	0	0	0	0	0
2015	Broncos	16	16	35	30	5	9	61	11.0	78.0	32	0	0	0	0	1	4	3	0	0	0	0	0	0	0	0	0
2016	Broncos	16	16	78	62	16	13	49	13.5	65.0	25	0	0	0	0	3	3	0	0	0	0	0	0	0	0	0	0
2017	Broncos	16	16	57	51	6	17	81	10.0	64.5	23	0	0	0	0	3	2	1	0	0	0	0	0	0	0	0	0
2018	Broncos	16	16	48	29	19	14	79	14.5	88.0	26	1	42	42	0	3	4	3	0	3	0	0	0	0	0	0	0
2019	Broncos	15	15	46	33	13	10	31	8.0	32.5	20	0	0	0	0	2	0	0	0	0	0	0	0	0	0	0	0
2020	Broncos	0	0	0	0	0	0	0	0.0	0.0	0	0	0	0	0	0	0	0	0	0	0	0	0	0	0	0	0
2021	Broncos	7	7	19	10	9	7	33	4.5	25.0	9	0	0	0	0	0	0	0	0	0	0	0	0	0	0	0	0
2021	Rams	8	8	31	23	8	12	40	5.0	31.0	8	0	0	0	0	1	1	0	0	0	0	0	0	0	0	0	0
2021	<b>TOTAL</b>	<b>15</b>	<b>15</b>	<b>50</b>	<b>33</b>	<b>17</b>	<b>19</b>	<b>73</b>	<b>9.5</b>	<b>56.0</b>	<b>17</b>	<b>0</b>	<b>0</b>	<b>0</b>	<b>1</b>	<b>1</b>	<b>0</b>	<b>0</b>	<b>0</b>	<b>0</b>	<b>0</b>	<b>0</b>	<b>0</b>	<b>0</b>	<b>0</b>	<b>0</b>	<b>0</b>
<b>TOTALS</b>		<b>151</b>	<b>151</b>	<b>540</b>	<b>413</b>	<b>127</b>	<b>154</b>	<b>499</b>	<b>115.5</b>	<b>702.0</b>	<b>234</b>	<b>2</b>	<b>68</b>	<b>42</b>	<b>1</b>	<b>22</b>	<b>26</b>	<b>9</b>	<b>1</b>	<b>65</b>	<b>0</b>	<b>0</b>	<b>0</b>	<b>0</b>	<b>0</b>	<b>0</b>	<b>0</b>

## VON MILLER'S NFL POSTSEASON DEFENSIVE STATISTICS

DATE	TEAM	GP	GS	TACKLES								INTERCEPTIONS					FUMBLES				ST			MISC				
				TK	S	A	TFL	YDS	SK	YDS	QBH	NO	YDS	LG	TD	PD	FF	FR	TD	YDS	TK	S	A	FF	FR	S	A	
2011	Broncos	2	2	3	3	0	2	0	1.0	4.0	3	0	0	0	0	0	0	0	0	0	0	0	0	0	0	0	0	0
2012	Broncos	1	1	9	7	2	0	0	0.5	3.5	2	0	0	0	0	0	0	0	0	0	0	0	0	0	0	0	0	0
2014	Broncos	1	1	6	5	1	2	6	0.0	0.0	1	0	0	0	0	0	0	0	0	0	0	0	0	0	0	0	0	0
2015	Broncos	3	3	13	11	2	2	10	5.0	40.0	6	1	4	4	0	2	2	0	0	0	0	0	0	0	0	0	0	0
2021	Rams	4	4	14	12	2	6	28	4.0	29.0	6	0	0	0	1	1	1	0	0	0	0	0	0	0	0	0	0	0
<b>TOTALS</b>		<b>11</b>	<b>11</b>	<b>45</b>	<b>38</b>	<b>7</b>	<b>12</b>	<b>44</b>	<b>10.5</b>	<b>76.5</b>	<b>18</b>	<b>1</b>	<b>4</b>	<b>4</b>	<b>0</b>	<b>3</b>	<b>3</b>	<b>1</b>	<b>0</b>	<b>0</b>	<b>0</b>	<b>0</b>	<b>0</b>	<b>0</b>	<b>0</b>	<b>0</b>	<b>0</b>	<b>0</b>

## SINGLE-GAME HIGHS: DEFENSIVE

**Total Tackles** 10 vs. Kansas City Chiefs, Nov 27, 2016  
**Solo Tackles** 9 vs. Kansas City Chiefs, Nov 27, 2016  
**Sacks** 3.0 vs. Seattle Seahawks, Sep 09, 2018  
**Passes Defensed** 2 vs. Cincinnati Bengals, Sep 18, 2011  
**Forced Fumbles** 2 at Arizona Cardinals, Oct 18, 2018

**Fumble Recoveries** 1 vs. Los Angeles Chargers, Dec 30, 2018  
**Tackles For Loss** 5 at New England Patriots, Oct 07, 2012  
**Interceptions** 1 at Los Angeles Chargers, Nov 18, 2018  
**Interception Return Yards** 42 at Los Angeles Chargers, Nov 18, 2018  
**Longest Opponent's Fumble Return** 60 at New England Patriots, Nov 24, 2013



# QUINTIN MORRIS

## TIGHT END

# 85

6-2 | 243 | 1<sup>ST</sup> YEAR 

JANUARY 21, 1999 (AGE 23)

 RICHMOND, TX

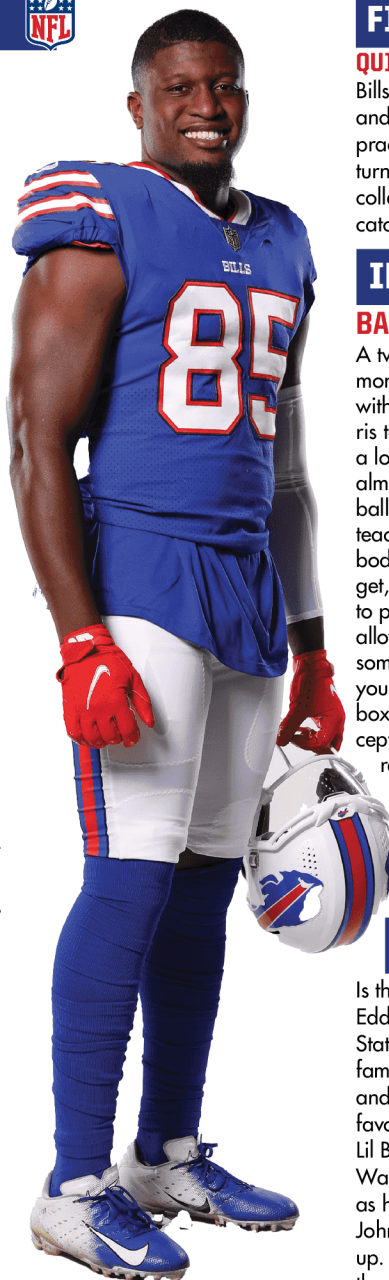
 GEORGE RANCH HS

 BOWLING GREEN

 UDFA: 2021

## SHOUTOUTS

- Completed his four-year career at Bowling Green with 125 catches for 1,529 yards and 13 touchdowns.
- Named first-team All-MAC in 2020 with 20 receptions for 248 yards in 5 games.
- Grabbed 4 passes for 61 yards vs. Buffalo (11/17/20).
- Was a second-team All-MAC selection in 2019, leading the team with 55 receptions, 649 yards, and 4 TDs. His reception total was the most by a MAC tight end that year.
- Registered career highs in receptions (9) and yards (92) at Notre Dame (10/5/19).
- Hauled in a career-long 59-yard reception vs. Louisiana Tech (9/14/19) as part of a 6-90 receiving performance.
- Finished 2nd on the team with 42 catches and 516 yards in 2018.
- Posted season highs of 8 catches for 93 yards and 2 touchdowns vs. Eastern Kentucky (9/15/18).
- Saw action in 11 games as a freshman in 2017 and grabbed 8 passes for 116 yards and his first two collegiate touchdowns.
- Registered a 29-yard TD catch at Buffalo (11/7/17).



## FIRST-AND-10

**QUINTIN MORRIS** was signed by the Bills as an undrafted free agent in 2021 and spent the majority of the year on the practice squad. A former wide receiver turned tight end, he finished his four-year college career at Bowling Green with 125 catches for 1,529 yards.

## IF YOU HAVEN'T 'HERD'

### BASKETBALL BACKGROUND

A two-sport athlete growing up in Richmond, TX, Morris credits his basketball skills with helping him on the football field. Morris told the USA Today, "It definitely helps a lot. I played basketball since first grade, almost the same time I started playing football at a young age. I feel like basketball teaches you a lot of movements with your body that otherwise you probably wouldn't get, just playing football. Just being able to play basketball for a majority of my life allows me to move and jump, and you use some of those techniques, especially when you're going up for a ball, whether it's boxing out and understanding depth perception. Going up for a ball is almost like rebounding. It really helps, and I think that's why you think of a lot of good tight ends these days, they almost all have a basketball background, and it helps them with their footwork and attacking the ball."

## PERSONAL

Is the son of Eddie and Vanessa Morris. Eddie played football at Mississippi Valley State and Vanessa is in the MVSU hall of fame for basketball. Has two brothers, Evan and Antoine. Lists Fast & Furious as his favorite movie, Naruto as his favorite show, Lil Baby as his favorite musical artist, Denzel Washington as his favorite actor, Dubai as his dream vacation spot, and Andre Johnson as his favorite player growing up. Enjoys doing community work with the Special Olympics. Majored in health science.



# MITCH MORSE CENTER

# 60

**6-6** **305** **8<sup>TH</sup> YEAR**

**APRIL 21, 1992 (AGE 29)**

**AUSTIN, TEXAS**

**ST. MICHAEL'S CATHOLIC**

**MISSOURI**

**FREE AGENT: 2019**

## SHOUTOUTS

- Including nine appearances in the playoffs, has started 105-of-105 career games played.
- Started all 17 games during the 2021 season.
- Started all 16 games during the 2019 regular season as he anchored an offensive line that featured four new starters from the prior season.
- Started all 16 games at center for the Chiefs during the 2016 campaign.
- Named to the 2015 Pro Football Writers Association All-Rookie Team, after starting 15 games at center.
- Helped lead Mizzou to a 24-5 record and back-to-back SEC East Championships in his last two seasons, serving as a captain in 2014.
- Started his final 38 games with Missouri at right tackle.
- College honors while at Missouri include 2014 Second-Team All-SEC, 2012/2013 SEC Academic Honor Roll and 2011 Academic All-Big 12 first team.
- Was a finalist for the 2014 Senior CLASS Award.



## FIRST-AND-10

**MITCH MORSE** agreed to terms on a two-year contract extension through 2024. Entered the NFL in 2015 as a second round pick (49th overall) of the Kansas City Chiefs out of Missouri. Morse spent the first four seasons of his career in Kansas City before joining the Bills in 2019.

## IF YOU HAVEN'T 'HERD'

### A HARSH REALITY

A four-year-old Morse was forced into a harsh reality breaking him from what he called "a life of rainbows and pizza." On April 1, 1996, Morse's brother, Robbie, suffered a debilitating brain injury after being violently shaken by a babysitter. "There's no words to describe all the symptoms," Morse told the Kansas City Star.

Despite the life-altering tragedy, Morse feels that he wouldn't be the same person today without having gone through the experience. "I have soft spots. I don't think I would be quite the person I am today ... without that tragedy happening to my brother. People say it's a cross to bear, but he hasn't been a burden at all. He's been a blessing," Morse said.

Morse's father, Kevin, summed up the circumstances nearly perfectly when reflecting on how Mitch went from always being there for his brother to playing offensive line. "Isn't that the aesthetic of an offensive lineman? Isn't that the ethos of kind of what you look for when you want to have somebody doing the thankless job?" said Kevin Morse.

## PERSONAL

The son of Kevin & Catherine Morse. Has two children with his wife, Caitlin.

## GAMES PLAYED/STARTED

2015 (KC, 15/15), 2016 (KC, 16/16), 2017 (KC, 7/7), 2018 (KC, 11/11), 2019 (BUF, 16/16), 2020 (BUF, 14/14), 2021 (BUF, 17/17) ... Totals (96/96). Playoffs: 2016 (KC, 1/1), 2018 (KC, 2/2), 2019 (BUF, 1/1), 2020 (BUF, 3/3), 2021 (BUF, 2/2) ... Totals (9/9).



## IF YOU HAVEN'T 'HERD'

# FeedMore wny

### GIVING BACK

When faced head on with the COVID-19 crisis, Morse and his wife, Caitlin, racked their brains to see how they could help.

They decided to donate \$100,000 to FeedMore WNY, formerly Meals on Wheels and the Food Bank.

"We couldn't give our services," Morse said to the Buffalo News. "We couldn't go out and help in the community hands-on. So we decided that the best plan of action was to set aside a little bit of money to send to FeedMore."

## THE STAMPEDE

### FAVORITE CEREAL:

Reese's Puffs

### PROUDEST ACHIEVEMENT:

Getting married

### FAVORITE MUSIC ARTIST:

Willie Nelson

### SKILL HE WANTS TO LEARN:

Play the guitar

### FAVORITE VACATION SPOT:

His couch

### FIRST JOB:

Worked on a farm



### PREP WORK

The center position is often viewed as the leader of the offensive line and Mitch tries to fill that role. He learned from Mitchell Schwartz in Kansas City about how important the little things are and he has tried to pass that along to his new teammates.

"I just like to do my job, man," Morse said in his introductory press conference. "I like to help the quarterback as much as I can, help get the offense going the right way and not be a detriment to the team. That's just playing hard. It starts with your preparation, and I pride myself every week on my preparation."

### FAVORITE BOOK:

Lord of the Rings

### SUPERPOWER HE WOULD LIKE TO HAVE:

The ability to eat cake and not get fat

### PET PEEVE:


People who take themselves too seriously

### TOP OF HIS BUCKET LIST:

Visit the Australia Zoo to see where Steve Irwin worked

### FAVORITE APP:

Grubhub





# ZACK MOSS RUNNING BACK

# 20

5-9 205 3<sup>RD</sup> YEAR 

DECEMBER 15, 1997 (AGE 24)



HALLANDALE BEACH, FL



HALLANDALE HS



UTAH



DRAFT: 2020 (3RD RD)

## SHOUTOUTS

- Scored a touchdown in the third consecutive game vs. Hou. (10/3/21) as he recorded 61 yards and a touchdown on 14 carries.
- Followed his two touchdown performance in Week 2 with a 7-yard touchdown reception from QB Josh Allen in the second quarter vs. WFT (9/26/21).
- Rushed for 26 yards and bulldozed in for two touchdowns on eight carries in his first action of the 2020 season at Mia. (9/19/21).
- He rushed for 59 yards on nine attempts vs. LAC (11/29/20). He also tallied a 31-yard rush which marks his career-long.
- Rushed for a career-high 81 yards on 14 attempts and two touchdowns vs. NE (11/1/20). He is the first Bills rookie RB with two rushing touchdowns in a game since Karlos Williams (11/8/15).
- Broke six Utah records in 2019: career carries, 712; career rushing yards, 4,067; career 100-yard rushing games, 18; career rushing touchdowns, 38; career all-purpose plays, 778; career total touchdowns, 41.



## FIRST-AND-10

**ZACK MOSS** was drafted by the Bills in the third round (86th overall) of the 2020 draft. He is the first player in Utah history with three 1,000-yard seasons (1,416 in 2019, 1,096 in 2018 and 1,173 in 2017). He was also named 2018 Second-Team All-Pac-12.

## IF YOU HAVEN'T 'HERD'

### DEGREE COMES FIRST

Most people jump at the opportunity to get drafted in the NFL, especially when they are publicly known to be a second round pick. However, Moss had bigger aspirations he wanted tackle before making the next jump in his football career.

According to Heavy.com, "the reason he didn't forgo his senior year at Utah to join the NFL Draft, in which he was already guaranteed to be a second round pick, he wanted to earn his bachelor's degree, win the PAC-12 Championship, and play in the College Football Playoffs.

"If we didn't have the team that we're going to have this upcoming season, I probably would have taken a different route," Moss said. "But all of those things lining up, I just felt like I could do without the money right now.

I didn't want to have any regrets at the end of the day about not finishing up here and leaving things on the table. When I came here, my goal was to be the best running back of all time and be one of the best players to ever walk through this university," he continued. "Having the opportunity to do that, it's something I couldn't pass up on."

## PERSONAL

The son of Cassandra and Anthony Moss. He has two brothers and two sisters. He is cousins with former NFL brothers, Santana and Sinorice Moss.



# ZACK MOSS RUNNING BACK

# 20

## THE STAMPEDE

### FAVORITE ATHLETE:

Kobe Bryant

### BIGGEST PET PEEVE:

Anyone who brings negativity

### PREGAME CEREAL:

Apple Jacks

### FAVORITE MOVIE:


The Dark Knight

### UNIQUE HOBBY:

Plays tennis

### BEST ADVICE RECEIVED:

Dare to be great



### FIRST SPORTS JERSEY:

Dwyane Wade

### LATE NIGHT SNACK:

Gummy bears

### FAVORITE TV SHOW:

Martin

### DREAM SUPERPOWER:

Teleportation

### FAVORITE MEAL:

Spaghetti and Steak

### IF HE COULD GO PRO IN

### ANOTHER SPORT:

Baseball



## ZACK MOSS' NFL REGULAR SEASON RUSHING/RECEIVING STATISTICS

		RUSHING							RECEIVING				
DATE	TEAM	GP	GS	NO.	YDS.	AVG.	LG	TD	NO.	YDS.	AVG.	LG	TD
2020	Bills	13	0	112	481	4.3	31	4	14	95	6.8	20	1
2021	Bills	13	0	96	345	3.6	17	4	23	197	8.6	24	1
<b>TOTALS</b>		<b>26</b>	<b>0</b>	<b>208</b>	<b>826</b>	<b>4.0</b>	<b>31</b>	<b>8</b>	<b>37</b>	<b>292</b>	<b>7.9</b>	<b>24</b>	<b>2</b>

## ZACK MOSS' NFL POSTSEASON RUSHING/RECEIVING STATISTICS

		RUSHING							RECEIVING				
DATE	TEAM	GP	GS	NO.	YDS.	AVG.	LG	TD	NO.	YDS.	AVG.	LG	TD
2020	Bills	1	1	7	21	3.0	8	0	4	26	6.5	10	0
2021	Bills	1	0	1	0	0.0	0	0	0	0	0.0	0	0
<b>TOTALS</b>		<b>2</b>	<b>1</b>	<b>8</b>	<b>21</b>	<b>2.6</b>	<b>8</b>	<b>0</b>	<b>4</b>	<b>26</b>	<b>6.5</b>	<b>10</b>	<b>0</b>

## SINGLE-GAME HIGHS: RUSHING/RECEIVING

**Rush Attempts** 14 vs. Houston Texans, Oct 03, 2021  
**Rushing Yards** 81 at Denver Broncos, Dec 19, 2020  
**Rushing Average** 6.7 at New York Jets, Oct 25, 2020  
**Longest Runs** 31 vs. Los Angeles Chargers, Nov 29, 2020  
**Rushing TDs** 2 at Miami Dolphins, Sep 19, 2021  
**Receptions** 6 vs. Miami Dolphins, Oct 31, 2021  
**Receiving Yards** 55 at Kansas City Chiefs, Oct 10, 2021

**Receiving Average** 18.3 at Kansas City Chiefs, Oct 10, 2021  
**Longest Receptions** 24 at Kansas City Chiefs, Oct 10, 2021  
**Receiving TDs** 1 vs. Washington Football Team, Sep 26, 2021  
**All-Purpose Yards** 92 at Kansas City Chiefs, Oct 10, 2021  
**Most TDs** 2 at Miami Dolphins, Sep 19, 2021  
**Miscellaneous Tackles** 1 at New York Jets, Nov 14, 2021



# SIRAN NEAL CORNERBACK

# 33

**6-0** **206** **5<sup>TH</sup> YEAR** 

**AUGUST 4, 1994 (AGE 28)**

 **FORT GAINES, GA**

 **EUFULA HS**

 **JACKSONVILLE STATE**

 **DRAFT: 2018 (5TH RD)**

## SHOUTOUTS

- Recorded a career-high 12 special teams tackles in 2021, which ranked second on the team.
- Recovered a fumble on punt coverage that led to a Bills touchdown vs. NE (12/6/21).
- Recorded a forced fumble on kickoff coverage at KC (10/10/21).
- Totaled three tackles and a pass defended vs. Mia. (1/3/21).
- Recorded his first NFL reception when he caught a 13-yard pass from a fake punt at NE (12/28/20).
- Neal recorded his second career sack in the 2019 AFC Wild Card game vs. Hou (1/4/20).
- In 2019, Neal recorded 9 total special teams tackles.
- Recorded his second career special teams forced fumble vs. Phi. (10/27/19).
- Neal totaled a career-high seven tackles vs. NYJ (9/8/19).
- Recorded his first NFL sack when he got to Packers QB Aaron Rodgers (9/30/18).
- Named First-Team All-Ohio Valley Conference honors in 2016 after totaling 80 tackles and four PBU's.



## FIRST-AND-10

**SIRAN NEAL** signed a three-year contract with the Bills in 2022. Neal originally arrived in Buffalo after spending four seasons at Jacksonville State (2013-17). A back-to-back First-Team All-Ohio Valley selection in 2016-17, Neal was the 154th selection of the fifth round by the Bills in 2018.

## IF YOU HAVEN'T 'HERD'

### CHANGE FOR THE BETTER

Back during his high school playing days with the Eufaula High Tigers, Neal was an All-State wide receiver in both 2012 and 2011, when he totaled 76 receptions and 21 touchdowns.

Upon arriving at Jacksonville State, the Gamecock coaches switched Neal over to the defensive side of the ball and put him at linebacker. The switch paid off when in 2016 he made 80 tackles, 11.5 for loss, an interception and four pass break-ups to become an All-Conference selection.

Despite how well he performed at the linebacker position, Gamecock coaches again asked him to switch positions in 2017 and moved him back to the safety position.

Adept at finding ways to help the team win, Neal embraced the change telling the Gadsden Times, "I love it. It's something different for me, but I'll get the job done. They put me out there so I have to perform my task."

## PERSONAL

The son of Glenn Neal and Rhonda Walker, Siran has six brothers and one sister. He also has twin daughters, Londyn and Lauryn Neal. He earned his degree in criminal justice.



# SIRAN NEAL CORNERBACK

# 33

## THE STAMPEDE

### FAVORITE ATHLETE:

LeBron James

### FIRST JERSEY:

Penny Hardaway

### FAVORITE OLYMPIC SPORT:

Track and Field

### FIRST JOB:

Cutting grass

### DREAM SPORTING EVENT TO ATTEND:

NBA Finals

### PREGAME RITUAL:

Pray and look at daughters' pictures



### NICKNAME:

Bam Bam

### FAVORITE FOOD:

Soul food

### FAVORITE MOVIE:

The Wood

### COLLECT ANYTHING:


Sneakers

### FAVORITE BOOK:

Mamba Mentality

### FAVORITE TV SHOW:

Power



## SIRAN NEAL'S NFL REGULAR SEASON DEFENSIVE STATISTICS

DATE	TEAM	GP	GS	TACKLES							INTERCEPTIONS					FUMBLES					ST									
				TK	S	A	TFL	YDS	SK	YDS	QBH	NO	YDS	LG	TD	PD	FF	FR	TD	YDS	TK	S	A	FF	FR					
2018	Bills	16	0	3	2	1	2	13	1.0	10.0	1	0	0	0	0	0	0	0	0	0	0	0	0	0	0	8	8	0	1	1
2019	Bills	15	1	27	20	7	2	5	0.0	0.0	0	0	0	0	0	0	0	0	0	0	0	0	0	0	9	8	1	1	0	
2020	Bills	16	0	7	4	3	0	0	0.0	0.0	1	0	0	0	0	1	0	0	0	0	0	0	0	0	6	5	1	0	0	
2021	Bills	17	0	11	6	5	0	0	0.0	0.0	0	0	0	0	0	0	0	0	0	0	0	0	0	0	12	10	2	1	1	
<b>TOTALS</b>		<b>64</b>	<b>1</b>	<b>48</b>	<b>32</b>	<b>16</b>	<b>4</b>	<b>18</b>	<b>1.0</b>	<b>10.0</b>	<b>2</b>	<b>0</b>	<b>0</b>	<b>0</b>	<b>0</b>	<b>1</b>	<b>0</b>	<b>0</b>	<b>0</b>	<b>0</b>	<b>0</b>	<b>0</b>	<b>0</b>	<b>0</b>	<b>35</b>	<b>31</b>	<b>4</b>	<b>3</b>	<b>2</b>	

## SIRAN NEAL'S NFL POSTSEASON DEFENSIVE STATISTICS

DATE	TEAM	GP	GS	TACKLES							INTERCEPTIONS					FUMBLES					ST								
				TK	S	A	TFL	YDS	SK	YDS	QBH	NO	YDS	LG	TD	PD	FF	FR	TD	YDS	TK	S	A	FF	FR				
2019	Bills	1	0	3	2	1	1	9	1.0	9.0	1	0	0	0	0	1	0	0	0	0	0	0	0	0	1	1	0	0	0
2020	Bills	3	0	0	0	0	0	0	0.0	0.0	0	0	0	0	0	0	0	0	0	0	0	0	0	0	1	1	0	0	0
2021	Bills	2	0	2	1	1	0	0	0.0	0.0	0	0	0	0	0	0	0	0	0	0	0	0	0	0	1	1	0	0	0
<b>TOTALS</b>		<b>6</b>	<b>0</b>	<b>5</b>	<b>3</b>	<b>2</b>	<b>1</b>	<b>9</b>	<b>1.0</b>	<b>9.0</b>	<b>1</b>	<b>0</b>	<b>0</b>	<b>0</b>	<b>0</b>	<b>1</b>	<b>0</b>	<b>0</b>	<b>0</b>	<b>0</b>	<b>0</b>	<b>0</b>	<b>0</b>	<b>0</b>	<b>3</b>	<b>3</b>	<b>0</b>	<b>0</b>	<b>0</b>

## SINGLE-GAME HIGHS: DEFENSIVE

**Total Tackles** 7 at New York Jets, Sep 08, 2019  
**Solo Tackles** 5 vs. New York Jets, Dec 29, 2019  
**Sacks** 1.0 at Green Bay Packers, Sep 30, 2018  
**Passes Defensed** 1 vs. Miami Dolphins, Jan 03, 2021

**Tackles For Loss** 1 vs. Cincinnati Bengals, Sep 22, 2019  
**Special Teams Tackles** 3 at New York Giants, Sep 15, 2019  
**Special Teams Forced Fumbles** 1 at Kansas City Chiefs, Oct 10, 2021  
**Special Teams Fumble Recoveries** 1 vs. New England Patriots, Dec 06, 2021





# ED OLIVER DEFENSIVE TACKLE

# 91

**6-1** **287** **4<sup>TH</sup> YEAR** 

**DECEMBER 12, 1997 (AGE 24)**

 **HOUSTON, TX**

 **WESTFIELD HS**

 **HOUSTON**

 **DRAFT: 2019 (1ST RD)**

## SHOUTOUTS

- Finished the 2021 regular season with sacks in three consecutive games to end the season with 41 tackles, 10 TFL, 4 sacks and 14 QB hits.
- Recorded four tackles, two tackles for a loss and 1.5 sacks against NYJ (1/9/2022).
- Finished the 2020 regular season with 34 tackles, three sacks and six tackles for a loss.
- Made a big impact in the win against LAC (11/29/2020), recording three tackles, one sack and a forced fumble against Chargers QB Justin Herbert.
- Picked up three tackles and two tackles for a loss at LV (10/4/2020), including blowing up a 4th and 1 play in the fourth quarter.
- Piled up 43 tackles, five tackles for a loss and five sacks in 2019.
- Had a breakout game against Dal. (11/28/2019), recording four tackles, two sacks and one forced fumble.
- Oliver finished his three-year career at Houston with 193 tackles, 54 for a loss, 13.5 sacks, and six forced fumbles.



## FIRST-AND-10

**ED OLIVER** has played three seasons in Buffalo after being drafted by the team in the first round (9th overall) out of Houston in 2019. A three-time All-America selection, Oliver played in 33 games during his three-year tenure with the Cougars.

## IF YOU HAVEN'T 'HERD'

### COATS 4 KIDS

Oliver wanted to immediately make an impact in the Buffalo community after joining the Bills as the 9th overall pick in the 2019 NFL Draft and he found a way to do that in partnership with Colvin Cleaners.

Oliver participated in the Coats 4 Kids campaign, meeting fans who donated coats, boots, hats and gloves during a collection event outside of the Bills stadium. It's a cause that is especially important given the climate in Western New York and one that immediately stuck out to Ed as an important way to give back to his new community.

"Buffalo's a place I'd heard has unbearable winters and I'd hate for a kid to have to walk outside in a blizzard or whatever kind of crazy weather we get up here," Oliver told WIVB TV during the coat drive.

The 2019 edition of the campaign was able to receive and distribute over 10,000 coats to people in need. "It just epitomizes the Bills Mafia and what the Bills Football Program is all about. It's all about family, it's all about one another, making sure one another's straight," Oliver said.

## PERSONAL

Son of Dana and Ed Oliver Sr. Has an older brother, Marcus, who also played for Houston. Majored in health while at Houston.



## IF YOU HAVEN'T 'HERD'



### BROTHERLY LOVE

Most recruiting experts were surprised when Ed decided to stay close to home and play his college ball at Houston. One of the main reasons for going to Houston was so Ed could play with his brother, Marcus, who played on the offensive line for the Cougars and has served as a mentor and best friend for Ed.

"He's the reason I love football the way I do now," Ed said to the Athletic. "Without him, I don't know what I'd be doing. Every time I kind of veered off, he was always right there with me, going, 'Nah, this way.' I'd veer off again, 'Nah, this way.'"

### THE STAMPEDE

#### FAVORITE CEREAL:

Cinnamon Toast Crunch

#### PROUDEST ACHIEVEMENT:

Being able to help his mom

#### FAVORITE FOOD:

Anything he can smother in gravy

#### FIRST JOB:

Working with family horses

#### FAVORITE MOVIE:

The Wood

#### SKILL HE WANTS TO LEARN:

Surfing



### THE HORSE WHISPERER

Growing up, Oliver's passions extended beyond the football field. In fact, one of his hobbies is horseback riding. He has been around horses most of his life and says that being around them helped him immensely in learning to conquer his fears.

"I can tell you, I got over a lot of fear with horses, too," he said. "A couple times I thought I was going to die, and I realized: 'Hey, you've just got to go through it. You'll be all right.' Real life, I thought sometimes, 'Man, this horse could kill me.' I'm overcoming fear just getting back up on the horse and riding it."

#### FAVORITE MUSIC ARTIST:

Meek Mill

#### FAVORITE ATHLETES:

Michael Vick, Patrick Willis and Ndamukong Suh

#### PET PEEVE:

People that don't care about what they are doing

#### FAVORITE SNACK:

Potato Chips

#### DREAM SPORTING EVENT TO ATTEND:

Daytona 500





# ED OLIVER DEFENSIVE TACKLE

# 91

## ED OLIVER'S NFL REGULAR SEASON DEFENSIVE STATISTICS

DATE	TEAM	GP	GS	TACKLES							INTERCEPTIONS					FUMBLES			ST			MISC														
				TK	S	A	TFL	YDS	SK	YDS	QBH	NO	YDS	LG	TD	PD	FF	FR	TD	YDS	TK	S	A	FF	FR	S	A									
2019	Bills	16	7	43	24	19	5	33	5.0	39.0	8	0	0	0	0	2	1	0	0	0	0	0	0	0	0	0	0	0	0	0	0	0	0	0	0	0
2020	Bills	16	16	33	23	10	6	21	3.0	17.0	6	0	0	0	0	3	1	0	0	0	0	0	0	0	0	0	0	0	0	0	0	0	0	0	0	0
2021	Bills	17	17	41	29	12	10	44	4.0	27.5	14	0	0	0	0	3	1	0	0	0	0	0	0	0	0	0	0	0	0	0	0	0	0	0	0	0
<b>TOTALS</b>		<b>49</b>	<b>40</b>	<b>117</b>	<b>76</b>	<b>41</b>	<b>21</b>	<b>98</b>	<b>12.0</b>	<b>83.5</b>	<b>28</b>	<b>0</b>	<b>0</b>	<b>0</b>	<b>0</b>	<b>8</b>	<b>3</b>	<b>0</b>	<b>0</b>	<b>0</b>	<b>0</b>	<b>0</b>	<b>0</b>	<b>0</b>	<b>0</b>	<b>0</b>	<b>0</b>	<b>0</b>	<b>0</b>	<b>0</b>	<b>0</b>	<b>0</b>	<b>0</b>	<b>0</b>	<b>0</b>	<b>0</b>

## ED OLIVER'S NFL POSTSEASON DEFENSIVE STATISTICS

DATE	TEAM	GP	GS	TACKLES							INTERCEPTIONS					FUMBLES			ST			MISC															
				TK	S	A	TFL	YDS	SK	YDS	QBH	NO	YDS	LG	TD	PD	FF	FR	TD	YDS	TK	S	A	FF	FR	S	A										
2019	Bills	1	0	4	0	4	0	0	0.0	0.0	0	0	0	0	0	0	0	0	0	0	0	0	0	0	0	0	0	0	0	0	0	0	0	0	0	0	
2020	Bills	3	3	8	5	3	1	0	0.0	0.0	0	0	0	0	0	0	0	0	0	0	0	0	0	0	0	0	0	0	0	0	0	0	0	0	0	0	0
2021	Bills	2	2	5	4	1	2	9	1.0	7.0	2	0	0	0	0	0	0	0	0	0	0	0	0	0	0	0	0	0	0	0	0	0	0	0	0	0	0
<b>TOTALS</b>		<b>6</b>	<b>5</b>	<b>17</b>	<b>9</b>	<b>8</b>	<b>3</b>	<b>9</b>	<b>1.0</b>	<b>7.0</b>	<b>2</b>	<b>0</b>	<b>0</b>	<b>0</b>	<b>0</b>	<b>0</b>	<b>0</b>	<b>0</b>	<b>0</b>	<b>0</b>	<b>0</b>	<b>0</b>	<b>0</b>	<b>0</b>	<b>0</b>	<b>0</b>	<b>0</b>	<b>0</b>	<b>0</b>	<b>0</b>	<b>0</b>	<b>0</b>	<b>0</b>	<b>0</b>	<b>0</b>	<b>0</b>	<b>0</b>

## SINGLE-GAME HIGHS: DEFENSIVE

**Total Tackles** 6 at Tennessee Titans, Oct 06, 2019  
**Solo Tackles** 4 at Miami Dolphins, Sep 20, 2020  
**Sacks** 2.0 at Dallas Cowboys, Nov 28, 2019

**Passes Defensed** 1 at New Orleans Saints, Nov 25, 2021  
**Forced Fumbles** 1 vs. Carolina Panthers, Dec 19, 2021  
**Tackles For Loss** 2 vs. New York Jets, Jan 09, 2022



# JORDAN PHILLIPS

## DEFENSIVE TACKLE

# 97

6-6 341 8<sup>TH</sup> YEAR

SEPTEMBER 21, 1992 (AGE 29)

TOWANDA, KS

CIRCLE HS

OKLAHOMA

FREE AGENT: 2022

### SHOUTOUTS

- Tallied 33 tackles, 5 sacks and 2 forced fumbles in 18 games with the Cardinals from 2020-21.
- In previous 2 seasons in Buffalo (2018-19), posted 50 tackles and 9.5 sacks in 28 games.
- In 2019, was 3rd in sacks by a NFL defensive tackle (9.5) behind Aaron Donald (12.5) and Arik Armstead (10).
- Had a pair of sacks of Devlin Hodges at Pit. (12/15/19).
- Registered 3 sacks of Marcus Mariota for the first time ever in his football career in a win at Ten. (10/6/19). The 3-sack performance was the first by a Bill since Lorenzo Alexander in 2016.
- Notched first sack as a Bill vs. Andy Dalton of Cin. (9/22/19).
- Sacked Sam Darnold in win at NYJ (9/16/18) as a Dolphin.
- Notched his first NFL interception off Ryan Fitzpatrick vs. NYJ (11/7/16) and returned it 17 yards to set up a FG.
- A two-year starter at Oklahoma, totaled 57 tackles, 2.0 sacks, two passes defended and a fumble recovery in 28 games (17 starts). Earned 2nd-team All-Big 12 honors as a junior in 2014.



### FIRST-AND-10

**JORDAN PHILLIPS** is in his 2nd stint with the Bills after playing in Buffalo from 2018-19. Phillips entered the NFL as a 2015 second round draft pick of the Dolphins. He spent his first three-plus seasons in Miami, before being claimed off waivers by the Bills on October 3, 2018. Phillips re-signed with the Bills in 2019 and then joined the Cardinals from 2020-21.

### IF YOU HAVEN'T 'HERD'

#### "MORE OF A FAMILY"

An announced attendance of 73,242 filled Arrowhead Stadium for the Bills-Chiefs AFC Divisional playoff game on January 23, 2022. One of those seats belonged to Phillips, who wore a Star Lotulelei jersey and cheered on his former Bills teammates.

Phillips allegiance towards the Bills has not changed much since leaving Buffalo after the 2019 season.

"You can ask me anything about a game and I could probably tell you," Phillips said upon signing back with the Bills in March, 2022. "I talked to the guys constantly, stayed in touch. When I left, it was a real close-knit group. First time I really felt part of a football team that's more of a family."

### PERSONAL

Has a son, Malik, and a daughter, Maya. Also has three dogs, T'Challa (pitbull), Storm (English bulldog), Osha (Belgian Malinois). Enjoys photography. Began playing football in the 4th grade for the Wichita Golden Bulldogs, who compiled a 55-2 record during his time with them. Majored in criminology.



# JORDAN PHILLIPS DEFENSIVE TACKLE

# 97

## IF YOU HAVEN'T 'HERD'



### BIG PHIL'S IMPROBABLE JOURNEY

Phillips' mother, Sherry, passed away in a car accident when he was 2 years old. Growing up in a single-parent home because his late father, George, was in prison, Jordan went to live with his grandparents, Willie and Irene. Tragedy struck again when Irene had a stroke and Willie, who was well into his 70s at the time, was unable to care well enough for Jordan. Willie had him move in with Kody and Sheller Kinder at the age of 12. Other families pitched in to help, including Shane and Cindy Waggoner, who ended up legally adopting Jordan at the age of 25 because Jordan wanted his son to have grandparents.



### ALL-AMERICAN ATHLETE

In high school, Phillips was an All-American in football playing seven different positions (fullback, slot back, tight end, linebacker, interior lineman, punter, and kicker), and an all-state performer in basketball and baseball as a pitcher. He once threw a no-hitter as a freshman in a varsity game. Now that he is an established NFL star, Phillips is still a versatile athlete, excelling in bowling and golf in his free time. According to Phillips, he is a 6 handicap in golf and averages around 200 in bowling.

## THE STAMPEDE

### TOP BUCKET LIST ITEM:

Attend a World Cup soccer match

### DREAM VACATION SPOT:

Montana

### FAVORITE FOOD:

Mexican

### FAVORITE SHOW:

Yellowstone

### FAVORITE ICE CREAM FLAVOR:

Vanilla

### FAVORITE MOVIE:

Iron Man

### SKILL HE WOULD LIKE TO LEARN:

Build an engine from scratch

### IF HE COULD HAVE ONE SUPERPOWER:

Teleport

### FAVORITE ATHLETE GROWING UP:

LeBron James

### FAVORITE ACTOR:

Robert Downey, Jr.



## BUFFALO TRACKS

### MOST SACKS BY A BILL SINCE 2017

1. Jordan Phillips, DT	9.5 (2019)
2t. Mario Addison, DE	7.0 (2021)
2t. Jerry Hughes, DE	7.0 (2018)
4t. Shaq Lawson, DE	6.5 (2019)
4t. Lorenzo Alexander, LB	6.5 (2018)



# JORDAN PHILLIPS DEFENSIVE TACKLE

# 97

## JORDAN PHILLIPS' NFL REGULAR SEASON DEFENSIVE STATISTICS

DATE	TEAM	GP	GS	TACKLES							INTERCEPTIONS						FUMBLES			ST			MISC													
				TK	S	A	TFL	YDS	SK	YDS	QBH	NO	YDS	LG	TD	PD	FF	FR	TD	YDS	TK	S	A	FF	FR	S	A									
2015	Dolphins	15	4	19	14	5	2	14	2.0	14.0	5	0	0	0	0	4	0	0	0	0	0	0	0	0	0	0	0	0	0	0	0	0	0	0	0	
2016	Dolphins	16	11	23	13	10	5	11	0.5	0.0	3	1	17	17	0	3	0	0	0	0	0	0	0	0	0	0	0	0	0	0	0	0	0	0	0	
2017	Dolphins	13	11	16	10	6	4	27	2.0	22.0	6	0	0	0	0	3	0	0	0	0	0	0	0	0	0	0	0	0	0	0	0	0	0	0	0	0
2018	Dolphins	4	0	5	3	2	1	5	1.0	5.0	3	0	0	0	0	1	0	0	0	0	0	0	0	0	0	0	0	0	0	0	0	0	0	0	0	
2018	Bills	12	0	19	12	7	2	5	0.0	0.0	0	0	0	0	0	3	0	1	0	0	0	0	0	0	0	0	0	0	0	0	0	0	0	0	0	
2018	<b>TOTAL</b>	<b>16</b>	<b>0</b>	<b>24</b>	<b>15</b>	<b>9</b>	<b>3</b>	<b>10</b>	<b>1.0</b>	<b>5.0</b>	<b>3</b>	<b>0</b>	<b>0</b>	<b>0</b>	<b>4</b>	<b>0</b>	<b>1</b>	<b>0</b>	<b>0</b>	<b>0</b>	<b>0</b>	<b>0</b>	<b>0</b>	<b>0</b>	<b>0</b>	<b>0</b>	<b>0</b>	<b>0</b>	<b>0</b>	<b>0</b>	<b>0</b>	<b>0</b>	<b>0</b>	<b>0</b>	<b>0</b>	
2019	Bills	16	9	31	25	6	13	72	9.5	71.5	16	0	0	0	0	0	1	0	0	0	0	0	0	0	0	0	0	0	0	0	0	0	0	0	0	
2020	Cardinals	9	9	11	10	1	1	10	2.0	13.0	3	0	0	0	0	1	2	1	0	0	0	0	0	0	0	0	0	0	0	0	0	0	0	0	0	0
2021	Cardinals	9	8	22	14	8	3	20	3.0	20.0	4	0	0	0	0	2	0	0	0	0	0	0	0	0	0	0	0	0	0	0	0	0	0	0	0	0
<b>TOTALS</b>		<b>94</b>	<b>52</b>	<b>146</b>	<b>101</b>	<b>45</b>	<b>31</b>	<b>164</b>	<b>20.0</b>	<b>145.5</b>	<b>40</b>	<b>1</b>	<b>17</b>	<b>17</b>	<b>0</b>	<b>17</b>	<b>3</b>	<b>2</b>	<b>0</b>	<b>0</b>	<b>0</b>	<b>0</b>	<b>0</b>	<b>0</b>	<b>0</b>	<b>0</b>	<b>0</b>	<b>0</b>	<b>0</b>	<b>0</b>	<b>0</b>	<b>0</b>	<b>0</b>	<b>0</b>	<b>0</b>	<b>0</b>

## JORDAN PHILLIPS' NFL POSTSEASON DEFENSIVE STATISTICS

DATE	TEAM	GP	GS	TACKLES							INTERCEPTIONS						FUMBLES			ST			MISC													
				TK	S	A	TFL	YDS	SK	YDS	QBH	NO	YDS	LG	TD	PD	FF	FR	TD	YDS	TK	S	A	FF	FR	S	A									
2016	Dolphins	1	1	3	2	1	2	4	0.0	0.0	0	0	0	0	0	0	0	0	0	0	0	0	0	0	0	0	0	0	0	0	0	0	0	0	0	
2019	Bills	1	1	0	0	0	0	0	0.0	0.0	1	0	0	0	0	0	0	0	0	0	0	0	0	0	0	0	0	0	0	0	0	0	0	0	0	0
2021	Cardinals	0	0	0	0	0	0	0	0.0	0.0	0	0	0	0	0	0	0	0	0	0	0	0	0	0	0	0	0	0	0	0	0	0	0	0	0	0
<b>TOTALS</b>		<b>2</b>	<b>2</b>	<b>3</b>	<b>2</b>	<b>1</b>	<b>2</b>	<b>4</b>	<b>0.0</b>	<b>0.0</b>	<b>1</b>	<b>0</b>	<b>0</b>	<b>0</b>	<b>0</b>	<b>0</b>	<b>0</b>	<b>0</b>	<b>0</b>	<b>0</b>	<b>0</b>	<b>0</b>	<b>0</b>	<b>0</b>	<b>0</b>	<b>0</b>	<b>0</b>	<b>0</b>	<b>0</b>	<b>0</b>	<b>0</b>	<b>0</b>	<b>0</b>	<b>0</b>	<b>0</b>	<b>0</b>

## SINGLE-GAME HIGHS: DEFENSIVE

**Total Tackles** 5 vs. Los Angeles Rams, Dec 13, 2021  
**Solo Tackles** 4 vs. Carolina Panthers, Nov 14, 2021  
**Sacks** 3.0 at Tennessee Titans, Oct 06, 2019  
**Passes Defensed** 2 vs. Dallas Cowboys, Nov 22, 2015

**Forced Fumbles** 1 at Dallas Cowboys, Oct 19, 2020  
**Fumble Recoveries** 1 at Dallas Cowboys, Oct 19, 2020  
**Tackles For Loss** 3 at Tennessee Titans, Oct 06, 2019



# JORDAN POYER

## SAFETY

# 21

**6-0** **191** **10<sup>TH</sup> YEAR** 

**APRIL 25, 1991 (AGE 31)**

 **ASTORIA, OR**

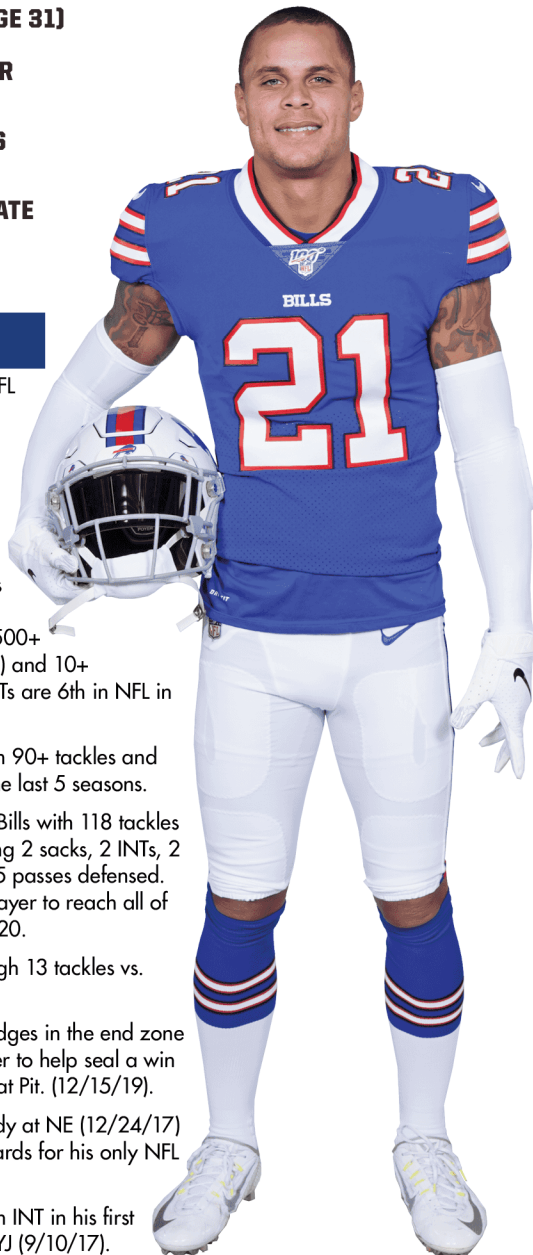
 **ASTORIA HS**

 **OREGON STATE**

 **FA: 2017**

### SHOUTOUTS

- Tied for 4th in the NFL with 5 INTs in 2021 and was the only NFL player to post 3 sacks and 5 INTs. Earned 1st-team All-Pro honors.
- Since joining the Bills in 2017, is the only NFL player to have 500+ tackles, 15+ INTs (18) and 10+ sacks (10). His 18 INTs are 6th in NFL in that time span.
- Only NFL player with 90+ tackles and 2+ INTs in each of the last 5 seasons.
- Finished 2nd on the Bills with 118 tackles in 2020, while posting 2 sacks, 2 INTs, 2 forced fumbles and 5 passes defended. Was the only NFL player to reach all of those numbers in 2020.
- Notched a career-high 13 tackles vs. LAR (9/27/20).
- Picked off Devlin Hodges in the end zone late in the 4th quarter to help seal a win and a playoff berth at Pit. (12/15/19).
- Intercepted Tom Brady at NE (12/24/17) and returned it 19 yards for his only NFL touchdown.
- Posted a sack and an INT in his first game as a Bill vs. NYJ (9/10/17).



### FIRST-AND-10

**JORDAN POYER** has been one of the most productive safeties in the NFL since joining the Bills as an unrestricted free agent in 2017. Poyer, a former cornerback, joined the NFL as a 7th round draft choice of Philadelphia in 2013 but was released and claimed off waivers by Cleveland early that season. He played in 45 games with the Browns from 2013-16. He signed a 2-year contract extension with Buffalo in 2020.

### IF YOU HAVEN'T 'HERD'

#### SCHOLASTIC SUPERSTAR

A high school sports legend, Poyer led Astoria to state titles in both football and baseball. On the gridiron, he was named the 4A Offensive and Defensive Player of the Year as a senior, starring at quarterback and safety. In basketball, he was named the 2009 Cowapa League Player of the Year. He also was a star pitcher in baseball.

In fact, if it wasn't for his love of football, Poyer believes he could be playing baseball in the MLB today. Drafted in the 42nd round of the by the Marlins in 2009 following a stellar high school career, Poyer instead chose to attend Oregon State and play football and baseball. He eventually just focused on football.

"At the time, I just felt like I needed to be with my football teammates in the spring," Poyer reflected. "It was tough. My grades were slipping. It was definitely one of the hardest decisions I've ever had to make."

### PERSONAL

He and his wife, Rachel, have a daughter, Aliyah. They have three English bulldogs named Taz, Luna and Savage. Is the son of Julie and Fa'alaeo Poyer, who both played sports at Eastern New Mexico (Julie played volleyball and Fa'alaeo was a tight end in football). Hobbies include fishing, golfing and jet skiing. Majored in education.



# JORDAN POYER SAFETY

# 21

## IF YOU HAVEN'T 'HERD'



### POYER'S PLEDGE TO HELP OTHERS

After revealing his addiction to alcohol in an emotional Instagram post on March 13, 2021 (his one-year anniversary of sobriety), Poyer pledged to help others who face a similar situation. He is particularly interested in helping those in the Western New York community and in his hometown in Astoria, Oregon. "For me, I just want to continue to inspire others to know that it's okay to ask for help and it's okay to talk about it ... I just want to normalize talking about it and asking for help," said Poyer.



### "A HUGE BLESSING IN DISGUISE"

Hospitalized with a lacerated kidney following a blind side block on a kickoff return at Tennessee in 2016, Poyer is able to reflect positively on that scary moment in his life. "Now that I look back, it was a huge blessing in disguise," Poyer told the Buffalo media after signing a contract extension in 2020. "I have some of my best friends on this team ... that play right there led me to being here and led me to everything that has come with being here." Poyer was selected by his Bills teammates as the Ed Block Courage Award winner in 2017.

## THE STAMPEDE

### FAVORITE PLAYER GROWING UP:

Ken Griffey, Jr.

### FIRST JOB:

Veterinarian assistant

### FAVORITE MUSICIAN:

Drake

### A SKILL YOU WOULD LIKE TO LEARN:

Play the guitar and piano

### FAVORITE MOVIE:


Remember the Titans

### SOMETHING YOU COLLECT:

Footballs intercepted

### FAVORITE VACATION SPOT:

Brazil



## BUFFALO TRACKS

### MOST TACKLES BY A DEFENSIVE BACK SINCE 2017

1. Budda Baker 521
2. **Jordan Poyer 505**
3. Vonn Bell 462
4. Logan Ryan 460
5. Kevin Byard 451

### MOST SACKS BY A DEFENSIVE BACK SINCE 2017

1. Jamal Adams 21.5
2. Logan Ryan 10.5
3. **Jordan Poyer 10.0**
4. Mike Hilton 9.5
5. Harrison Smith 9.0
6. Desmond King 8.5

### MOST INTERCEPTIONS SINCE 2017

1. Xavien Howard 27
2. J.C. Jackson 25
3. Kevin Byard 23
- 4t. Justin Simmons 19
- 4t. Quandre Diggs 19
6. **Jordan Poyer 18**





# JORDAN POYER SAFETY

# 21

## JORDAN POYER'S NFL REGULAR SEASON DEFENSIVE STATISTICS

DATE	TEAM	GP	GS	TACKLES							INTERCEPTIONS						FUMBLES			ST									
				TK	S	A	TFL	YDS	SK	YDS	QBH	NO	YDS	LG	TD	PD	FF	FR	TD	YDS	TK	S	A	FF	FR				
2013	Eagles	3	0	2	1	1	0	0	0.0	0.0	0	0	0	0	0	0	0	0	0	0	0	0	0	0	1	1	0	0	0
2013	Browns	9	0	13	13	0	0	0	0.0	0.0	0	0	0	0	0	0	0	0	0	0	0	0	0	0	5	5	0	0	0
2013	<b>TOTAL</b>	<b>12</b>	<b>0</b>	<b>15</b>	<b>14</b>	<b>1</b>	<b>0</b>	<b>0</b>	<b>0.0</b>	<b>0.0</b>	<b>0</b>	<b>0</b>	<b>0</b>	<b>0</b>	<b>0</b>	<b>0</b>	<b>0</b>	<b>0</b>	<b>0</b>	<b>0</b>	<b>0</b>	<b>0</b>	<b>0</b>	<b>6</b>	<b>6</b>	<b>0</b>	<b>0</b>	<b>0</b>	<b>0</b>
2014	Browns	16	0	9	5	4	0	0	0.0	0.0	0	0	0	0	0	0	0	0	0	0	0	0	0	0	12	10	2	1	0
2015	Browns	14	4	37	25	12	1	4	1.0	0.0	2	2	24	12	0	4	0	1	0	4	6	3	3	0	0	0	0	0	0
2016	Browns	6	6	36	27	9	1	6	0.0	0.0	0	0	0	0	0	2	0	0	0	3	2	1	0	0	0	0	0	0	0
2017	Bills	15	15	95	63	32	4	24	2.0	18.0	2	5	33	19	1	13	0	1	0	32	0	0	0	0	0	0	0	0	0
2018	Bills	16	16	97	71	26	9	27	2.0	15.0	3	4	11	11	0	6	1	1	0	0	3	2	1	0	0	0	0	0	0
2019	Bills	16	16	104	68	36	4	10	1.0	5.0	1	2	0	0	0	3	3	3	0	0	3	3	0	0	0	0	0	0	0
2020	Bills	16	16	118	85	33	4	18	2.0	14.0	4	2	14	14	0	5	2	0	0	0	6	6	0	0	0	0	0	0	0
2021	Bills	16	16	91	64	27	8	33	3.0	26.0	3	5	87	26	0	9	0	0	0	0	2	2	0	0	0	0	0	0	0
<b>TOTALS</b>		<b>127</b>	<b>89</b>	<b>602</b>	<b>422</b>	<b>180</b>	<b>31</b>	<b>122</b>	<b>11.0</b>	<b>78.0</b>	<b>15</b>	<b>20</b>	<b>169</b>	<b>26</b>	<b>1</b>	<b>42</b>	<b>6</b>	<b>6</b>	<b>0</b>	<b>36</b>	<b>41</b>	<b>34</b>	<b>7</b>	<b>1</b>	<b>0</b>	<b>0</b>	<b>0</b>	<b>0</b>	<b>0</b>

## JORDAN POYER'S NFL POSTSEASON DEFENSIVE STATISTICS

DATE	TEAM	GP	GS	TACKLES							INTERCEPTIONS						FUMBLES			ST									
				TK	S	A	TFL	YDS	SK	YDS	QBH	NO	YDS	LG	TD	PD	FF	FR	TD	YDS	TK	S	A	FF	FR				
2017	Bills	1	1	5	3	2	0	0	0.0	0.0	0	0	0	0	0	0	0	0	0	0	0	0	0	0	0	0	0	0	0
2019	Bills	1	1	6	1	5	0	0	0.0	0.0	0	0	0	0	0	0	0	0	0	0	0	0	0	0	0	0	0	0	0
2020	Bills	3	3	20	16	4	1	2	0.0	0.0	0	0	0	0	0	0	0	0	0	0	0	0	0	0	0	0	0	0	0
2021	Bills	2	2	10	5	5	0	0	0.0	0.0	0	0	0	0	0	1	0	0	0	0	0	0	0	0	0	0	0	0	0
<b>TOTALS</b>		<b>7</b>	<b>7</b>	<b>41</b>	<b>25</b>	<b>16</b>	<b>1</b>	<b>2</b>	<b>0.0</b>	<b>0.0</b>	<b>0</b>	<b>0</b>	<b>0</b>	<b>0</b>	<b>0</b>	<b>1</b>	<b>0</b>	<b>0</b>	<b>0</b>	<b>0</b>	<b>0</b>	<b>0</b>	<b>0</b>	<b>0</b>	<b>0</b>	<b>0</b>	<b>0</b>	<b>0</b>	<b>0</b>

## SINGLE-GAME HIGHS: DEFENSIVE

**Total Tackles** 13 vs. Los Angeles Rams, Sep 27, 2020  
**Solo Tackles** 11 vs. New England Patriots, Nov 01, 2020  
**Sacks** 2.0 vs. New York Jets, Jan 09, 2022  
**Passes Defensed** 3 at Carolina Panthers, Sep 17, 2017  
**Forced Fumbles** 1 vs. Pittsburgh Steelers, Dec 13, 2020

**Fumble Recoveries** 1 at Pittsburgh Steelers, Dec 15, 2019  
**Tackles For Loss** 2 vs. New York Jets, Jan 09, 2022  
**Interceptions** 1 at New Orleans Saints, Nov 25, 2021  
**Interception Return Yards** 26 vs. Miami Dolphins, Oct 31, 2021  
**Longest Opponent's Fumble Return** 32 at Cincinnati Bengals, Oct 08, 2017

## SINGLE-GAME HIGHS: RUSHING

**Punt Return Average** 16.3 vs. Jacksonville Jaguars, Dec 01, 2013



# DAVID QUESSENBERRY 77

## TACKLE/GUARD

6-5 310 4<sup>TH</sup> YEAR 

**AUGUST 24, 1990 (AGE 31)**



**CARLSBAD, CA**



**LA COSTA CANYON HS**



**SAN JOSE STATE**



**FREE AGENT: 2022**

### SHOUTOUTS

- In 2021, started all 17 regular season games for Tennessee at right tackle. Also started the Titans playoff game vs. Cin. (1/22/22).
- Saw action in 12 games with six starts at left tackle in 2020 and helped RB Derrick Henry (2,027 yards) become the 8th player in NFL history to surpass 2,000 rushing yards in a season.
- In 2019, appeared in four games for the Titans in his first game action since 2017.
- Caught his first career touchdown on a one-yard catch from Marcus Mariota vs. Ind. (9/15/19).
- Spent 2018 on the Titans practice squad.
- Played in two games for Houston in 2017, the first action of his NFL career.
- Over three years after receiving his diagnosis of Lymphoma, made his NFL debut for the Texans vs. Pit. on Christmas Day (12/25/17).
- In 2017, earned the PFWA George Halas Award, given to a player, coach or staff member who overcame adversity.
- After walking on San Jose State's football team in 2008, ended up starting 37 games at left tackle for the Spartans from 2009-12.



### FIRST-AND-10

**DAVID QUESSENBERRY** signed a one-year contract with the Bills on April 21, 2022. A 2013 draft pick of the Texans, he made a lengthy and inspiring comeback from Lymphoma to return to the football field in 2017. Quessenberry started all 17 games for Tennessee in 2021.

### IF YOU HAVEN'T 'HERD'

#### ULTIMATE SURVIVOR

Just over a year after being drafted by Houston, Quessenberry was diagnosed with Non-Hodgkin's Lymphoma in June 2014.

He battled back for multiple years and eventually beat the cancer and returned to the NFL. It was no easy journey.

"There were doubts every step along the way," Quessenberry told Sporting News. "It's a long, tough battle. And to play in this league — the most competitive league in the world — it's not easy to get back here to play."

Starting the entire season at right tackle was a huge accomplishment for him in 2021.

"That was a mountain that I was climbing the whole time, ever since I got done with my treatments," Quessenberry said. "It was something I always believed could happen, but it was the right opportunity and the right time ... That's what I want to do and that's what I want to keep doing."

### PERSONAL

Pronounced: KWESS-en-berry. He and his wife, Maegan, have a son, Teddy. Has a dog, Maggie. His father, David, played football at Navy. Has two brothers: Paul, a fullback for the Texans, and Scott, an offensive lineman for the Texans. Competed in football and lacrosse in high school. Earned a degree in history.



# DAVID QUESSENBERRY

## TACKLE/GUARD

# 77

### IF YOU HAVEN'T 'HERD'



### FOOTBALL AND FAMILY

Quessenberry comes from a football family. His father, David, played for Navy, as did his brother, Paul, now a fullback for the Texans. Paul was also a captain in the Marines as an infantry officer. His younger brother, Scott, is an offensive lineman for the Texans. "When we get around each other, we're competitive," Quessenberry said. "We play games and we talk football, so, it's kind of unavoidable. Growing up, we never really thought we were going to play in the NFL or anything like that, we just loved to compete against each other and play the game, and here we are."

### THE STAMPEDE

#### FAVORITE PLAYER

#### GROWING UP:

Junior Seau

#### PRE-GAME RITUAL:

Eat a PB & J

#### FIRST JOB:

Sold Christmas trees

#### FAVORITE MOVIE:

Wedding Crashers

#### FAVORITE TV SHOW:

Amazing Race

#### DREAM VACATION SPOT:


Hawaii

#### TOP BUCKET LIST ITEM:

Golf in Scotland

#### FAVORITE MUSICAL ARTIST:

Eric Church





# GREG ROUSSEAU

## DEFENSIVE END

# 50

6-6 266 2<sup>ND</sup> YEAR 

APRIL 5, 2000 (AGE 22)



HIALEAH, FL



CHAMPAGNAT CATHOLIC



MIAMI, FL



DRAFT: 2021 (1<sup>ST</sup> ROUND)

## SHOUTOUTS

- Finished the 2021 season first among all rookie defensive linemen with 50 tackles (42 solo) and one interception. Also tied for the lead in sacks (4.0) and forced fumbles (1).
- Recorded a strip-sack vs. Atl. (1/2/22) to raise his season total to 4.0. His 4.0 sacks were tied for second among all Bills defenders.
- Earned his first-career AFC Defensive Player of the Week award following his performance at KC (10/10/21). He notched the first interception of his career and finished the game with five tackles, a sack and an interception.
- Recorded the first sacks of his NFL career (2.0) at Mia. (9/19/21). He is the first Bills rookie with a multi-sack game since Ed Oliver (11/28/19 at Dal.) and the 14th overall.
- Made his first-career start vs. Pit (9/12/21), becoming the first Bills rookie to start a season opener at DE since Adolphus Washington, 9/11/16 at Bal.
- Led the ACC in sacks with 15.5 in 2019, his final season at the University of Miami. Also had 54 tackles, 19.5 for a loss, and 7 quarterback hurries.



## FIRST-AND-10

**GREGORY ROUSSEAU** was selected by the Bills in the first round (30th overall) in 2021. Rousseau, who opted out of the 2020 NCAA season, led the ACC in sacks with 15.5 in 2019.

## IF YOU HAVEN'T 'HERD'

### UP FOR THE CHALLENGE

Longtime director at Champagnat School Isabel Alonso had high praise for Rousseau. And it was not about his football skills. "Greg's the first kid at our school who has ever graduated early," Alonso told The Athletic. "I gave him the biggest challenge I thought I could ever give a kid. There's not supposed to be enough time in the day to practice and train and do a full year's worth of school in one semester. But Greg didn't sleep."

"He spent every free moment he had making sure he got everything done. He went to class from 7 to 2, practiced from 3 to 7, then went home and did everything he had to do with his online classes — English, Pre-Calculus, Economics and Physics — on weekends and at night. Not only did he not miss a single practice the whole time, but he finished his last exam the day before he enrolled at the University of Miami."

## PERSONAL

Pronounced roo-SO. Parents names are Oskal and Anne, Haitian immigrants who left their homeland in the 1980's. His mother is a former neuro/ICU nurse who worked with COVID-19 patients and his father is a fire truck mechanic. Has two older brothers Ricky and Marvyn, and a younger brother, Jonathan. Marvyn played defensive back at Oklahoma Panhandle State. Began playing football at the age of 8. Started his high school career at Monarch HS in Coconut Creek before transferring to Champagnat Catholic.



# GREG ROUSSEAU DEFENSIVE END

# 50

## THE STAMPEDE

### NICKNAME:

Groot

### FIRST JOB:

Manning a bounce house at children's parties in the summer

### PREGAME RITUAL:

Listen to music

### HOBBIES:

Reading comic books

### FAVORITE CHILDHOOD

#### PLAYER:

Randy Moss



### FAVORITE FOOD:

Wings

### FAVORITE MOVIE:

Interstellar

### FAVORITE TV SHOW:

Walking Dead

### BUCKET LIST ITEM:

Leave the country

### FAVORITE ARTIST:

Kanye West

### FAVORITE ICE CREAM

#### FLAVOR:

Cake Batter



## GREG ROUSSEAU'S NFL REGULAR SEASON DEFENSIVE STATISTICS

DATE	TEAM	GP	GS	TACKLES							INTERCEPTIONS					FUMBLES			ST			MISC						
				TK	S	A	TFL	YDS	SK	YDS	QBH	NO	YDS	LG	TD	PD	FF	FR	TD	YDS	TK	S	A	FF	FR	S	A	
2021	Bills	17	17	50	42	8	8	7	4.0	12.0	10	1	3	3	0	4	1	0	0	0	0	0	0	0	0	0	0	0
<b>TOTALS</b>		<b>17</b>	<b>17</b>	<b>50</b>	<b>42</b>	<b>8</b>	<b>8</b>	<b>7</b>	<b>4.0</b>	<b>12.0</b>	<b>10</b>	<b>1</b>	<b>3</b>	<b>3</b>	<b>0</b>	<b>4</b>	<b>1</b>	<b>0</b>	<b>0</b>	<b>0</b>	<b>0</b>	<b>0</b>	<b>0</b>	<b>0</b>	<b>0</b>	<b>0</b>	<b>0</b>	

## GREG ROUSSEAU'S NFL POSTSEASON DEFENSIVE STATISTICS

DATE	TEAM	GP	GS	TACKLES							INTERCEPTIONS					FUMBLES			ST			MISC					
				TK	S	A	TFL	YDS	SK	YDS	QBH	NO	YDS	LG	TD	PD	FF	FR	TD	YDS	TK	S	A	FF	FR	S	A
2021	Bills	2	2	3	2	1	0	0	0.0	0.0	0	0	0	0	0	0	0	0	0	0	0	0	0	0	0	0	0
<b>TOTALS</b>		<b>2</b>	<b>2</b>	<b>3</b>	<b>2</b>	<b>1</b>	<b>0</b>	<b>0</b>	<b>0.0</b>	<b>0.0</b>	<b>0</b>	<b>0</b>	<b>0</b>	<b>0</b>	<b>0</b>	<b>0</b>	<b>0</b>	<b>0</b>	<b>0</b>	<b>0</b>	<b>0</b>	<b>0</b>	<b>0</b>	<b>0</b>	<b>0</b>	<b>0</b>	

## SINGLE-GAME HIGHS: DEFENSIVE

**Total Tackles** 7 vs. Indianapolis Colts, Nov 21, 2021  
**Solo Tackles** 5 vs. New York Jets, Jan 09, 2022  
**Sacks** 2.0 at Miami Dolphins, Sep 19, 2021  
**Passes Defensed** 1 vs. New York Jets, Jan 09, 2022

**Forced Fumbles** 1 vs. Atlanta Falcons, Jan 02, 2022  
**Tackles For Loss** 3 at Miami Dolphins, Sep 19, 2021  
**Interceptions** 1 at Kansas City Chiefs, Oct 10, 2021  
**Interception Return Yards** 3 at Kansas City Chiefs, Oct 10, 2021



# RODGER SAFFOLD

## GUARD

# 76

**6-5** **325** **13<sup>TH</sup> YEAR** 

**JUNE 6, 1988 (AGE 34)**

 **BEDFORD, OH**

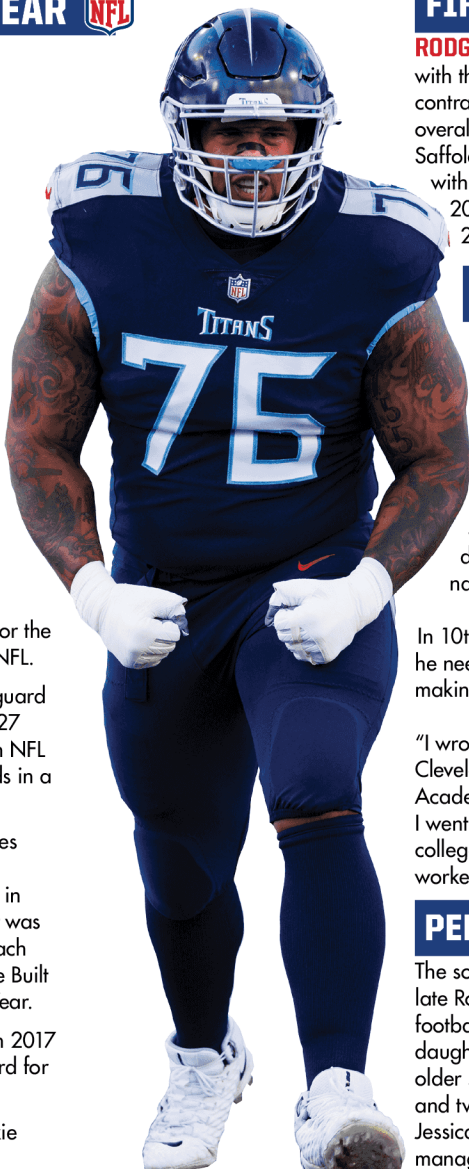
 **BEDFORD HS**

 **INDIANA**

 **FREE AGENT: 2022**

## SHOUTOUTS

- Started 46 regular season games for the Titans from 2019-21 and started 5 more times for Tennessee in the postseason.
- Earned his first career Pro Bowl berth in 2021, starting 15 regular season games for the Titans at left guard and helping pave the way for the 5th ranked rushing offense in the NFL.
- In 2020, started 15 games at left guard and helped RB Derrick Henry (2,027 yards) become the eighth player in NFL history to rush for over 2,000 yards in a season.
- Started all 16 regular season games and 3 postseason contests for the NFC Champion Los Angeles Rams in 2018. Part of an offensive line that was coached by current Bills O-line coach Aaron Kromer and was named the Built Ford Tough Offensive Line of the Year.
- Earned 2nd-team All-Pro honors in 2017 after starting 15 games at left guard for the Rams.
- Was named to the PFWA All-Rookie team in 2010.



## FIRST-AND-10

**RODGER SAFFOLD** is in his first season with the Bills after inking a one-year contract in 2022. A 2nd round pick (33rd overall) of the St. Louis Rams in 2010, Saffold played his first nine NFL seasons with the Rams before joining the Titans in 2019. He earned a Pro Bowl berth in 2021, his final season in Tennessee.

## IF YOU HAVEN'T 'HERD'

### DREAM COME TRUE

Saffold has achieved a great deal in his NFL career since being drafted by the St. Louis Rams in 2010.

He has played in more than 150 regular season games. Played in a Super Bowl and a Pro Bowl. It is a dream come true for Bedford, OH, native.

In 10th grade, Saffold made a list of things he needed to his achieve his dream of making it to the NFL.

"I wrote it in bullet form," Saffold told Cleveland Plain Dealer. "I'd write, '1. Academics.' Then put everything down. I went all the way from high school to college to pros. That's what I followed, and I worked really hard for it."

## PERSONAL


The son of Angela Copridge and the late Rodger Saffold II. His father played football at the University of Iowa. Has a daughter, Aaliyah and a son, Price. Has two older sisters, the late Melanie and Ramah and two younger sisters, Jasmine and Jessica. Earned a degree in public affairs management from Indiana.

## GAMES PLAYED/ STARTED

2010 (STL, 16/16), 2011 (STL, 9/9), 2012 (STL, 10/10), 2013 (STL, 12/9), 2014 (STL, 16/16), 2015 (STL, 5/5), 2016 (LAR, 15/15), 2017 (LAR, 15/15), 2018 (LAR, 16/16), 2019 (TEN, 16/16), 2020 (TEN, 15/15), 2021 (TEN, 15/15) ... Totals (160/157)  
Playoffs: 2017 (LAR, 1/1), 2018 (LAR, 3/3), 2019 (TEN, 3/3), 2020 (TEN, 1/1), 2021 (TEN, 1/1) ... Totals (9/9)



### IF YOU HAVEN'T 'HERD'



### FROM A HOBBY TO CEO

Saffold is the proud CEO of Rise Nation, a professional esports organization competing in Valorant, Gears of War, FIFA and many other games. Saffold, a devoted gamer, founded Rise in 2013 and has had the #1 player in Call of Duty and Madden on staff. He currently employs a team of 50 employees, including players, recruiters, and graphic designers. "I used to play games on Twitch and someone came up with this idea to do this. Doing what I did back then is not as easy as it would be to do now. It has gotten very competitive."

### "IT WAS ALWAYS A THUMBS UP"

Saffold is quick to answer when asked who the most influential person in his life was. It is his late father, Rodger Saffold II, who passed away in 2020. "He was always there, very supportive," Saffold told the Titans web site. "During games in high school he would give (me) a thumbs up and thumbs down after drives to see how well I did. Thankfully, it was always a thumbs up ... He basically taught me about having the values of good character, and a leadership role and all those things and to match that with being in love with the hard work and the grind."

### THE STAMPEDE

#### FAVORITE MUSICAL ARTIST:

Nas

#### FAVORITE ICE CREAM:

Cookies and Cream

#### FAVORITE TV SHOW:

Breaking Bad

#### FAVORITE MOVIE:


Class Act or House Party

#### TOP ITEM ON BUCKET LIST:

Go to Tomorrowland music festival in Belgium

#### FIRST JOB:

A bouncer in college



#### PRE-GAME RITUAL:

Listen to gospel music and meditate

#### SIGNIFICANCE TO JERSEY NUMBER 76:

My father and my favorite player, Orlando Pace, both wore it.

#### DREAM VACATION SPOT:


Japan

#### FAVORITE ACTOR:

Tom Hanks

#### SKILL HE'D LIKE TO LEARN:

Play the guitar





# TIM SETTLE

## DEFENSIVE TACKLE

# 99

**6-3** **313** **5<sup>th</sup> YEAR** 

**JULY 11, 1997 (AGE 25)**

 **MANASSAS, VA**

 **STONEWALL JACKSON HS**

 **VIRGINIA TECH**

 **FREE AGENT: 2022**

### SHOUTOUTS

- Has 54 tackles, 12 tackles for loss, seven sacks and a fumble recovery in 63 career games played.
- Finished the 2021 season with 13 tackles, four tackles for loss and a fumble recovery.
- Played in all 16 games in 2020, setting career highs in tackles (19), tackles for loss (5), sacks (5), and quarterback hits (7).
- Recorded sacks in back-to-back games to help Washington to wins over Cin. (11/22/20) and Dal. (11/26/20).
- Notched his first-career sack in Week 5 (vs. NE, 10/6/19), taking down Tom Brady for a loss of seven yards.
- In his first-career start at Dal. (9/15/19), recorded a solo tackle.
- Made his NFL debut and saw action on defense at Ari. (9/9/18).
- Totaled 53 tackles, 19.5 tackles for loss and 4.0 sacks in 27 games for the Hokies from 2016-17.
- Was a second-team All-ACC selection as a redshirt sophomore in 2017. Led the ACC with 12.5 tackles for loss.



### FIRST-AND-10

**TIM SETTLE** joins the Bills in 2022 after spending the past four seasons in Washington. He originally entered the league in 2018 as a fifth round pick (163rd overall) of the Washington Commanders.

### IF YOU HAVEN'T 'HERD'

#### FIRST IN THE FAMILY

Being a Virginia native, having the chance play for the Hokies was already a dream come true for Settle. But being given the opportunity to be one of the first members of his family to go to college was an even bigger accomplishment and one that he knows he worked hard to achieve, along with the help of his family.

"I feel like, if I didn't have my family, it wouldn't be the same," Settle said in a Virginia Tech video feature. "My aunt is the only one that went to college. They brag about it so much. Not everybody gets the chance to go to college, and the fact that I'm in college and I get to go here for free, I had to work to get it. They respect that so much."

Settle has tattoos to honor the many family members that helped him get to where he is today, including his grandma, dad and aunt.

"It's just motivation. I just look at my tattoos and I know that this is who I am doing it for."

### PERSONAL

Son of Tim Settle Sr., and Paula Washington. Has an older brother, two younger brothers and a younger sister. He and his wife Sabrina have a son, Timothy III. Majored in communication studies.





# TIM SETTLE DEFENSIVE TACKLE

# 99

## THE STAMPEDE


**DREAM VACATION SPOT:**  
St. Lucia

**FAVORITE ICE CREAM FLAVOR:**  
Vanilla Bean

**PREGAME RITUAL:**  
Run two laps around the field

**FAVORITE FOOD:**  
Alfredo

**FAVORITE MOVIE:**  
Holes




**FAVORITE MUSIC ARTIST:**  
No Cap

**FAVORITE TV SHOW:**  
Family Matters

**SKILL HE WANTS TO LEARN:**  
Golf

**FAVORITE PLAYER GROWING UP:**  
Jerome Bettis

**FAVORITE ACTOR:**  
Denzel Washington



## REGULAR SEASON COMPARISON: DEFENSIVE - LOS ANGELES RAMS

DATE	OPP	W/L		TACKLES			SACK					MISC					
		GP/GS	TOT	SOLO	ASST	YDS.	INT	TFL	PD	QBH	TD	FF	FR				
10/11/20	WAS vs. LA	L	P	3	2	1	0.0	0.0	0	0	0	0	0	0	0	0	0
<b>TOTALS</b>		<b>0/1</b>	<b>1/0</b>	<b>3</b>	<b>2</b>	<b>1</b>	<b>0.0</b>	<b>0.0</b>	<b>0</b>	<b>0</b>	<b>0</b>	<b>0</b>	<b>0</b>	<b>0</b>	<b>0</b>	<b>0</b>	<b>0</b>

## TIM SETTLE'S NFL REGULAR SEASON DEFENSIVE STATISTICS

DATE	TEAM	GP	GS	TACKLES							INTERCEPTIONS					FUMBLES					ST					MISC				
				TK	S	A	TFL	YDS	SK	YDS	QBH	NO	YDS	LG	TD	PD	FF	FR	TD	YDS	TK	S	A	FF	FR	S	A			
2018	Commanders	16	0	8	6	2	1	1	0.0	0.0	0	0	0	0	0	0	0	0	0	0	0	0	0	0	0	0	0			
2019	Commanders	15	1	14	9	5	2	8	2.0	13.0	5	0	0	0	0	0	0	0	0	0	0	0	0	0	0	0				
2020	Commanders	16	1	19	12	7	5	26	5.0	26.0	7	0	0	0	0	0	0	0	0	0	0	0	0	0	0	0				
2021	Commanders	16	0	13	7	6	4	9	0.0	0.0	0	0	0	0	0	0	1	0	6	0	0	0	0	0	0	0				
<b>TOTALS</b>		<b>63</b>	<b>2</b>	<b>54</b>	<b>34</b>	<b>20</b>	<b>12</b>	<b>44</b>	<b>7.0</b>	<b>39.0</b>	<b>12</b>	<b>0</b>	<b>0</b>	<b>0</b>	<b>0</b>	<b>0</b>	<b>1</b>	<b>0</b>	<b>6</b>	<b>0</b>	<b>0</b>	<b>0</b>	<b>0</b>	<b>0</b>	<b>0</b>	<b>0</b>				

## TIM SETTLE'S NFL POSTSEASON DEFENSIVE STATISTICS

DATE	TEAM	GP	GS	TACKLES							INTERCEPTIONS					FUMBLES					ST					MISC				
				TK	S	A	TFL	YDS	SK	YDS	QBH	NO	YDS	LG	TD	PD	FF	FR	TD	YDS	TK	S	A	FF	FR	S	A			
2020	Commanders	1	0	0	0	0	0	0	0.0	0.0	0	0	0	0	0	0	0	0	0	0	0	0	0	0	0	0				
<b>TOTALS</b>		<b>1</b>	<b>0</b>	<b>0</b>	<b>0</b>	<b>0</b>	<b>0</b>	<b>0</b>	<b>0.0</b>	<b>0.0</b>	<b>0</b>	<b>0</b>	<b>0</b>	<b>0</b>	<b>0</b>	<b>0</b>	<b>0</b>	<b>0</b>	<b>0</b>	<b>0</b>	<b>0</b>	<b>0</b>	<b>0</b>	<b>0</b>	<b>0</b>					

## SINGLE-GAME HIGHS: DEFENSIVE

**Total Tackles** 3 vs. Dallas Cowboys, Dec 12, 2021  
**Solo Tackles** 3 at Dallas Cowboys, Nov 22, 2018  
**Sacks** 1.0 at Dallas Cowboys, Nov 26, 2020

**Fumble Recoveries** 1 at New York Giants, Jan 09, 2022  
**Tackles For Loss** 1 at New York Giants, Jan 09, 2022  
**Longest Opponent's Fumble Return** 6 at New York Giants, Jan 09, 2022



# KHALIL SHAKIR

## WIDE RECEIVER

# 10

**6-0** **190** **ROOKIE**



**FEBRUARY 3, 2000 (AGE 22)**



**MURRIETA, CA**



**VISTA MURRIETA HS**



**BOISE STATE**



**DRAFT: 2022 (5<sup>TH</sup> ROUND)**

### SHOUTOUTS

- Ended his four-year career at Boise State with 208 receptions for 2,878 yards and 20 touchdowns. Also had 71 carries for 414 yards and four touchdowns.
- Earned an invitation to the Senior Bowl.
- Ranks fifth all-time at Boise State in receptions (208), fourth in receiving yards (2,878) and sixth in career 100-yard receiving games (10).
- Named first team All-Mountain West in 2020 and 2021.
- Registered career highs in receptions (77), receiving yards (1,117) and receiving touchdowns (7) in 2021. Finished the season with 1,442 all-purpose yards, averaging 120.2 yards per game.
- Started all seven games in 2020, recording 52 receptions for 719 yards and six touchdowns. Had four 100-yard outings, including a season-high 139 yards and two touchdowns on 10 receptions vs. BYU (11/6/20).
- Led the Broncos in receptions (63) and finished second in receiving yards (872) and receiving touchdowns (six) as a sophomore.
- Named All-Mountain West honorable mention in 2019.



### FIRST-AND-10

**KHALIL SHAKIR** was drafted by the Bills in the fifth round (148th overall) after spending his collegiate career at Boise State. Earned first team All-Mountain West honors in 2020 and 2021.

### IF YOU HAVEN'T 'HERD'

#### AN EMOTIONAL ENDING

Shakir was almost never seen without his trademark smile flashing around Boise State. He was always open and honest about his commitment to his mental health and taking time away from the game despite his busy schedule to make sure he had balance in his life. One of his favorite ways to escape was his weekly outing to the bowling alley with his fiancé.

Though he never shys away from speaking on his mental health, he isn't one to show his emotional side. Leading up to his final game at Boise State, he acknowledged how emotional the day would be for him.

"This year has been so great, so amazing, positive vibes through the ups and downs, it's just been amazing. My happiness has trumped over everything else and that's why I smile every single day," Shakir said. "I definitely think you guys might see me cry for the first time this weekend. But then again, we'll see, my happiness might trump over that as well. I'd say I'm emotional about the right things. I try not to show that emotional side as much. I like to think of myself as a very happy, positive person. Like I've told you guys before, my mental health is very important to me so I do anything to stay on top of that."

### PERSONAL

Son of Ramona Tuamoheloa-Shakir and Attiyyah Shakir. Has two brothers and one sister. Proposed to his fiancé, Saylor Bagnall, in March 2022.



# KHALIL SHAKIR

## WIDE RECEIVER

# 10

### THE STAMPEDE

**FAVORITE MUSICIAN:**

Rod Wave

**FAVORITE ICE CREAM FLAVOR:**

Coffee

**PREGAME RITUAL:**

Eat a lot of candy

**UNIQUE TALENT:**

Bowling

**AN ANIMAL HE'D WANT TO BE:**

A tiger



**DREAM VACATION SPOT:**

American Samoa

**FAVORITE MOVIE:**

Saving Private Ryan

**NICKNAMES:**

Shak & Swiss

**FAVORITE ATHLETE GROWING UP:**

Julio Jones

**FAVORITE TV SHOW:**

Snowfall





# DEVIN SINGLETARY

## RUNNING BACK

# 26

5-7 203 4<sup>TH</sup> YEAR

SEPTEMBER 3, 1997 (AGE 24)

DEERFIELD BEACH, FL

AMERICAN HERITAGE HS

FLORIDA ATLANTIC

DRAFT: 2019 (3RD RD)

### SHOUTOUTS

- Scored touchdowns in six consecutive games (regular and postseason) to end his 2021 campaign. Had a career-high 870 yards and 7 touchdowns on the year.
- Rushed for 2 TDs and 81 yards vs. NE (1/15/2022).
- Scored a rushing touchdown in fourth consecutive games to end the regular season, making him the first Bill with a rushing score in four straight games since Fred Jackson's five game streak in 2011. Also is the first Bills with consecutive multi-TD games since Jackson in 2010.
- Picked up career highs with 110 yards and 2 touchdowns on 23 carries vs. ATL (1/2/2022).
- Had 22 carries for 86 yards and a touchdowns as he helped guide the Bills to a 31-14 victory vs. CAR (12/19/2021).
- Totaled 687 yards and two touchdowns on 156 carries during the 2020 regular season. Also had 38 receptions for 269 yards.
- Had a career-long 51-yard touchdown run to cap off the 48-19 victory over Den. (12/19/2020).
- Averaged 5.13 yards per carry in his rookie season, which was the highest average amongst all running backs with at least 150 carries.



### FIRST-AND-10

**DEVIN SINGLETARY** is in his fourth season with the Bills in 2022 after being drafted by the team in 2019 in the third round (74th overall) out of Florida Atlantic.

### IF YOU HAVEN'T 'HERD'

#### LONG LIVE GB

When Singletary first joined the American Heritage high school football team, he was behind Greg Bryant at running back. Bryant was a star, but still took the time to mentor Singletary before Bryant went to Notre Dame to play football.

Sadly, Bryant was shot while driving while home in South Florida and passed away in 2016, a death that turned Singletary's life upside down.

"It was very difficult honestly, because that was my big brother," Singletary said to BuffaloBills.com. "It brought me to tears, but some things are out of our control. He's in a better place now, but it was definitely very difficult."

Singletary puts in extra work knowing that his motivation is not only to prove to himself he can play in the NFL, but to make Bryant proud as well. He prays to Bryant before every game.

"If he was here, he'd be full of tears and happy for me," said Singletary. "He'd say, 'Little bro you did it. Now it's time for you to go even harder.' He'd just tell me to keep being great."

### PERSONAL

The son of Devonn and Sabrina Singletary. He has one brother and one sister. Devin was a Public Safety and Administration major at Florida Atlantic.



# DEVIN SINGLETARY RUNNING BACK

# 26

## IF YOU HAVEN'T 'HERD'



### FOCUSED AND READY

After not producing the way he had hoped in the AFC Championship Game during the 2020 season, Singletary focused on improving in every way he could during the 2021 offseason.

After linking up with trainer Nick Harris and Pro Bowl Vikings RB Dalvin Cook, Singletary found new ways to improve his explosiveness and turned in the best season of his young career. The extra training allowed him to finish the season strong as he had eight touchdowns over his final six games.

### RECORD BREAKER

Singletary's time at Florida Atlantic was unlike anything the school had ever seen when it came to production on the football field.

Singletary is the career rushing yards leader for the school with 4,289 yards and he also has the single season record with 1,920 yards. He also holds the school record with 66 career rushing touchdowns, which is good for sixth place on the FBS all-time list. He became the only player in school history to be named AP All-American.

## THE STAMPEDE

### FAVORITE ATHLETE:

Barry Sanders

### PROUDEST ACHIEVEMENT:

Going to college

### FAVORITE VACATION SPOT:

Home in Florida

### FAVORITE CEREAL:


Cap'n Crunch

### FIRST JOB:

Cleaning at an elementary school

### SKILL HE WANTS TO LEARN:

Skiing



### FAVORITE MOVIE:

Friday

### FAVORITE TV SHOW:

Martin

### FAVORITE FOOD:

His Grandma's spaghetti and any soul food

### PREGAME RITUAL:

Listens to music

### MOST MEMORABLE GAME:

Ran for over 300 yards and four touchdown in a high school game





# DEVIN SINGLETARY

## RUNNING BACK

# 26

### DEVIN SINGLETARY'S NFL REGULAR SEASON RUSHING/RECEIVING STATISTICS

				RUSHING					RECEIVING				
DATE	TEAM	GP	GS	NO.	YDS.	AVG.	LG	TD	NO.	YDS.	AVG.	LG	TD
2019	Bills	12	8	151	775	5.1	38	2	29	194	6.7	49	2
2020	Bills	16	16	156	687	4.4	51†	2	38	269	7.1	34	0
2021	Bills	17	16	188	870	4.6	46†	7	40	228	5.7	19	1
<b>TOTALS</b>		<b>45</b>	<b>40</b>	<b>495</b>	<b>2,332</b>	<b>4.7</b>	<b>51†</b>	<b>11</b>	<b>107</b>	<b>691</b>	<b>6.5</b>	<b>49</b>	<b>3</b>

### DEVIN SINGLETARY'S NFL POSTSEASON RUSHING/RECEIVING STATISTICS

				RUSHING					RECEIVING				
DATE	TEAM	GP	GS	NO.	YDS.	AVG.	LG	TD	NO.	YDS.	AVG.	LG	TD
2019	Bills	1	1	13	58	4.5	18	0	6	76	12.7	38	0
2020	Bills	3	2	16	63	3.9	13	0	8	44	5.5	14	0
2021	Bills	2	2	26	107	4.1	16†	3	7	38	5.4	15	0
<b>TOTALS</b>		<b>6</b>	<b>5</b>	<b>55</b>	<b>228</b>	<b>4.1</b>	<b>18</b>	<b>3</b>	<b>21</b>	<b>158</b>	<b>7.5</b>	<b>38</b>	<b>0</b>

### SINGLE-GAME HIGHS: RUSHING/RECEIVING

**Rush Attempts** 23 vs. Atlanta Falcons, Jan 02, 2022  
**Rushing Yards** 110 vs. Atlanta Falcons, Jan 02, 2022  
**Rushing Average** 8.5 at Denver Broncos, Dec 19, 2020  
**Longest Runs** 51† at Denver Broncos, Dec 19, 2020  
**Rushing TDs** 2 vs. Atlanta Falcons, Jan 02, 2022  
**Receptions** 7 at Jacksonville Jaguars, Nov 07, 2021  
**Receiving Yards** 50 vs. Los Angeles Rams, Sep 27, 2020

**Receiving Average** 15.0 vs. Washington Redskins, Nov 03, 2019  
**Longest Receptions** 49 vs. Washington Redskins, Nov 03, 2019  
**Receiving TDs** 1 vs. New York Jets, Jan 09, 2022  
**All-Purpose Yards** 140 vs. Washington Redskins, Nov 03, 2019  
**Most TDs** 2 vs. New York Jets, Jan 09, 2022  
**Miscellaneous Tackles** 1 at Jacksonville Jaguars, Nov 07, 2021



# BAYLON SPECTOR

## LINEBACKER

# 54

**6-0** **233** **ROOKIE** 

**OCTOBER 20, 1998 (AGE 23)**

 **CALHOUN, GA**

 **CALHOUN HS**

 **CLEMSON**

 **DRAFT: 2022 (7<sup>TH</sup>) ROUND**

## SHOUTOUTS

- Played in 53 games during his career at Clemson from 2017-21 and finished with 210 tackles (22.0 for loss), 9 sacks, 4 forced fumbles, 4 fumble recoveries, 3 pass breakups and an interception.
- Ranked second on the team with 85 tackles in 2021, while also recording 4.5 tackles for loss, 2.5 sacks, a pass breakup, an interception, a forced fumble and a fumble recovery. Played in 11 games with 10 starts and served as a permanent team captain.
- His 19 tackles at NC State (9/25/21) were the most by a Clemson player in a single game since 2002.
- Played in 12 games in 2020 and earned second team All-ACC honors from the Associated Press with a team leading 72 tackles to go along with 10.5 tackles for loss, 4.5 sacks, two forced fumbles and a fumble recovery.
- Appeared in 15 games in 2019 and finished with 45 tackles, 6 tackles for a loss, 2 sacks, a pass breakup and a fumble recovery.
- Played in 15 games as a redshirt freshman for the CFP National Champions in 2018. Redshirted in 2017.
- Was a two-time All-ACC Academic Team selection.



## FIRST-AND-10

**BAYLON SPECTOR** was selected by the Bills in the seventh round (231st overall) in 2022 after a five-year stint at Clemson (2017-21) where he posted 210 career tackles in 53 games.

## IF YOU HAVEN'T 'HERD'

### CLEMSON FAMILY

In the Spector family, there is one thing that brings everyone together above everything else. That is Clemson football because it has become the family way.

Baylon's father, Robbie, was a wide receiver for the Tigers from 1986-90. His brother, Brannon, is a current wide receiver at Clemson and was Baylon's teammate from 2019-21. In addition, their sister, Blair, was a cheerleader during her time at Clemson.

"It really is special," he said to the Clemson Athletics website. "Just to know that my dad is out here watching both of us and we get to be out here playing is really exciting and fun. I like that we have kept the Clemson program in the family. I'm glad I get to carry on the legacy and get to watch my brother play."

## PERSONAL

The son of Robbie Spector and Angie Brumlow. His father played wide receiver at Clemson from 1986-90, while his brother, Brannon, is a receiver for the Tigers. His sister, Blair, is a former cheerleader at Clemson. His cousin, Kris Durham, played wide receiver for Seattle, Detroit and Tennessee. Lists Batman: Dark Knight as his favorite movie, Yellowstone as his favorite TV show, Eric Church as his favorite musical artist, and playing golf at Augusta National Golf Club as the top item on his bucket list. Earned his degree in marketing and added a master's degree in athletic leadership.



# TOMMY SWEENEY

## TIGHT END

# 89

**6-5** **260** **4TH YEAR**

**JULY 1, 1995 (AGE 27)**

**RAMSEY, NJ**

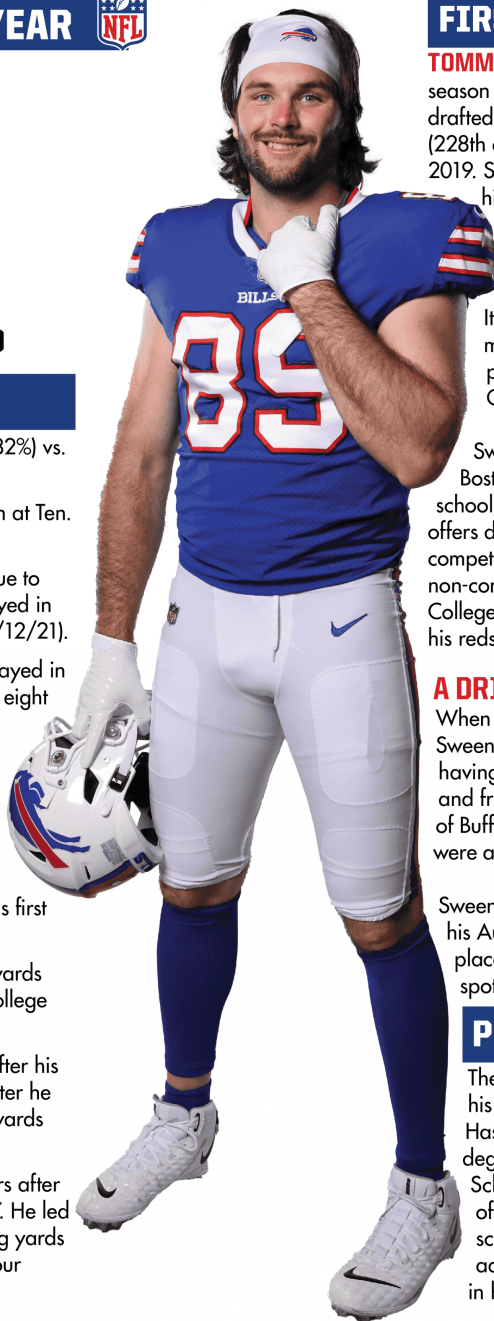
**DON BOSCO PREP HS**

**BOSTON COLLEGE**

**DRAFT: 2019 (7TH RD)**

### SHOUTOUTS

- Played a career-high 60 snaps (82%) vs. Mia. (10/31/21).
- Caught his first career touchdown at Ten. (10/18/21).
- After missing the 2020 season due to injury/COVID complications, played in the Bills season opener vs. Pit. (9/12/21).
- In his first NFL season in 2019, played in six games with one start. Caught eight passes for 114 yards including a long of 29 yards.
- Vs. NYJ (12/29/19), caught five passes and 76 yards, marking career-highs in both categories.
- In his NFL debut at NYJ (9/8/19), tallied a 29 yard grab to mark his first career catch.
- Totaled 99 receptions for 1,281 yards and 10 touchdowns during his college career.
- Was named first team All-ACC after his redshirt senior season in 2018 after he recorded 32 receptions for 348 yards and three touchdowns.
- Earned third team All-ACC honors after his redshirt junior season in 2017. He led Boston College with 512 receiving yards on 36 catches and also added four touchdowns.



### FIRST-AND-10

**TOMMY SWEENEY** enters his fourth season with the Bills in 2022 after being drafted by the team in the seventh round (228th overall) out of Boston College in 2019. Sweeney played in 50 games during his four seasons at Boston College.

### IF YOU HAVEN'T 'HERD'

#### EARNING HIS WAY

It was a slow build for Sweeney to make himself in to a legitimate NFL prospect during his time at Boston College.

Sweeney, who was only offered by Boston College coming out of high school, still uses the lack of scholarship offers during his high school days to fuel his competitive fire as he built himself from a non-contributor in his early days at Boston College to making first team All-ACC during his redshirt senior year.

#### A DRIVE DOWN THE 90

When the 716 area code came up on Sweeney's phone on draft day, it meant having a chance to play close to his family and friends who reside two hours east of Buffalo in Auburn, NY--some of which were already Bills fans.

Sweeney has spent plenty of summers with his Auburn family at Lake Owasco, a place which he calls his favorite vacation spot.

### PERSONAL

The son of Annette and Bob Sweeney, his full name is Thomas R. Sweeney. Has one sister, Moriah. Earned a degree in marketing from the Carroll School of Management in May of 2018. Spent time in graduate school with an emphasis on sports administration. Also played basketball in high school.





# TOMMY SWEENEY TIGHT END

# 89

## THE STAMPEDE

### FAVORITE ATHLETE:

Jason Kidd

### FAVORITE FOOD:

Cheeseburgers

### PET PEEVE:

Slow walkers

### FAVORITE TV SHOW:

That 70's Show

### ITEM HE COLLECTS:

Records

### FAVORITE OLYMPIC SPORT:

Curling



### FAVORITE SUPERHERO:

Thor

### PREGAME RITUAL:

Listen to the Red Hot Chili Peppers

### FIRST SPORTS JERSEY:

Kenyon Martin

### HIDDEN TALENT:

Can play the guitar

### FAVORITE BOOK:

The Hobbit

### FAVORITE APP:

Shazaam



## TOMMY SWEENEY'S NFL REGULAR SEASON RUSHING/RECEIVING STATISTICS

				RECEIVING					RUSHING				
DATE	TEAM	GP	GS	NO.	YDS.	AVG.	LG	TD	NO.	YDS.	AVG.	LG	TD
2019	Bills	6	1	8	114	14.3	29	0	0	0	0.0	0	0
2020	Bills	0	0	0	0	0.0	0	0	0	0	0.0	0	0
2021	Bills	13	3	9	44	4.9	13	1	0	0	0.0	0	0
<b>TOTALS</b>		<b>19</b>	<b>4</b>	<b>17</b>	<b>158</b>	<b>9.3</b>	<b>29</b>	<b>1</b>	<b>0</b>	<b>0</b>	<b>0.0</b>	<b>0</b>	<b>0</b>

## SINGLE-GAME HIGHS: RECEIVING

### Receptions

5 vs. New York Jets, Dec 29, 2019

### Receiving Yards

76 vs. New York Jets, Dec 29, 2019

### Receiving Average

15.2 vs. New York Jets, Dec 29, 2019

### Longest Receptions

29 at New York Jets, Sep 08, 2019

### Receiving TDs

1 at Tennessee Titans, Oct 18, 2021

### All-Purpose Yards

76 vs. New York Jets, Dec 29, 2019

### Most TDs

1 at Tennessee Titans, Oct 18, 2021



# GREG VAN ROTEN

## OFFENSIVE LINEMAN

# 64

**6-3** **305** **8<sup>TH</sup> YEAR**

**FEBRUARY 26, 1990 (AGE 32)**

**MINEOLA, NY**

**CHAMINADE HS**

**PENN**

**FREE AGENT: 2022**

### SHOUTOUTS

- Has started 50-of-77 career regular season games played and played in two playoff games.
- Played in all 17 games during the 2021 season for the New York Jets, starting 10 games at guard.
- Started all 13 games he played in during the 2020 season for the Jets at guard.
- Played both center and guard for the Panthers in 2019 and started all 11 games he played in.
- Started all 16 games at guard for the first time in his career in 2018 for the Panthers.
- Made his postseason debut in 2012 vs. Min. (1/5) and played three snaps on offense and seven snaps on special teams in a Packers 21-10 win.
- Made his NFL debut in 2012 at Det. (11/18) playing five snaps on special teams.
- Spent four years for Penn (2008-11) and was a unanimous first-team All-Ivy selection as a senior. Started all 30 games the Quakers played during his final three collegiate seasons.



### FIRST-AND-10

**GREG VAN ROTEN** joins the Bills in 2022 after spending the last two seasons (2020-21) with the Jets. Van Roten entered the NFL in 2012 as an undrafted free agent out of Penn with the Packers, where he played in 2012 and 2013. In addition to NYJ and GB, Van Roten played for the Panthers from 2017-19.

### IF YOU HAVEN'T 'HERD'

#### THE PATH NORTH

Van Roten came out of college in 2012 and played two seasons with the Green Bay Packers, even appearing in two playoff games during the 2012 season. From there, his football journey took an unexpected turn as he signed with the Toronto Argonauts in 2015. "Canada was pretty much the only option at that point," Van Roten told the Carolina Panthers team website. "It ended up being a great decision. I got a lot of film, got a lot of experience, really matured and developed as a player, and it gave me an opportunity to be where I am today."

Having a spot in the NFL and then losing it for a period of time provided Van Roten a new perspective on what it takes to make on football's highest level. "If your goal is to just be in the NFL, that's not good enough," said Van Roten. "That's not going to keep you around. But if your goal is to start, that's better. If your goal is to be the best at your position, that's a good goal to have. It's something I'll strive for, and we'll see how it goes."

### PERSONAL

The son of Catherine and Thomas Van Roten. His father, Thomas, played baseball at St. John's.

### GAMES PLAYED/STARTED

2012 (GB, 7/0), 2013 (GB, 3/0), 2017 (Car, 10/0), 2018 (Car, 16/16), 2019 (Car, 11/11), 2020 (NYJ, 13/13), 2021 (NYJ, 17/10) ... Totals (77/50)  
Playoffs: 2012 (GB, 2/0) ... Totals (2/0)

# STATS



OFFICIAL MEDIA GUIDE



# 2021 STATISTICS

RUSHING	NO.	YDS	AVG	LG	TD
D.Singletary	188	870	4.6	46†	7
J.Allen	122	763	6.3	34	6
Z.Moss	96	345	3.6	17	4
M.Breida	26	125	4.8	28	1
I.McKenzie	9	47	5.2	10	1
E.Sanders	2	31	15.5	24	0
M.Trubisky	13	24	1.8	22	1
D.Knox	0	4	0.0	4	0
R.Gilliam	3	3	1.0	2	0
D.Webb	2	-3	-1.5	-1	0
<b>BILLS</b>	<b>461</b>	<b>2209</b>	<b>4.8</b>	<b>46†</b>	<b>20</b>
<b>OPPONENTS</b>	<b>442</b>	<b>1866</b>	<b>4.2</b>	<b>76†</b>	<b>19</b>

RECEIVING	NO.	YDS	AVG	LG	TD
S.Diggs	103	1225	11.9	61	10
C.Beasley	82	693	8.5	29†	1
D.Knox	49	587	12.0	53†	9
E.Sanders	42	626	14.9	41	4
D.Singletary	40	228	5.7	19	1
G.Davis	35	549	15.7	49	6
Z.Moss	23	197	8.6	24	1
I.McKenzie	20	178	8.9	28	1
T.Sweeney	9	44	4.9	13	1
M.Breida	7	72	10.3	23†	2
R.Gilliam	3	23	7.7	8	0
J.Kumerow	2	28	14.0	15	0
<b>BILLS</b>	<b>415</b>	<b>4450</b>	<b>10.7</b>	<b>61</b>	<b>36</b>
<b>OPPONENTS</b>	<b>297</b>	<b>3047</b>	<b>10.3</b>	<b>73†</b>	<b>12</b>

SCORING	Q1	Q2	Q3	Q4	OT	PTS
<b>BILLS</b>	102	123	107	151	0	<b>483</b>
<b>OPPONENTS</b>	37	115	37	94	6	<b>289</b>

PASSING	ATT	CMP	YDS	CMP%	YDS/ATT	TD	TD%	INT	INT%	LG	SACK	LOST	RAT
J.Allen	646	409	4407	63.3%	6.8	36	5.6%	15	2.3%	61	26/	164	92.2
M.Trubisky	8	6	43	75.0%	5.4	0	0.0%	1	12.5%	15	0/	0	47.4
C.Beasley	1	0	0	0.0%	0.0	0	0.0%	0	0.0%	0	0/	0	39.6
<b>BILLS</b>	<b>655</b>	<b>415</b>	<b>4450</b>	<b>63.4%</b>	<b>6.8</b>	<b>36</b>	<b>5.5%</b>	<b>16</b>	<b>2.4%</b>	<b>61</b>	<b>27/</b>	<b>166</b>	<b>91.3</b>
<b>OPPONENTS</b>	<b>530</b>	<b>297</b>	<b>3047</b>	<b>56.0%</b>	<b>5.8</b>	<b>12</b>	<b>2.3%</b>	<b>19</b>	<b>3.6%</b>	<b>73†</b>	<b>42/</b>	<b>276</b>	<b>65.4</b>

TEAM STATS	BILLS	OPP
<b>Total First Downs</b>	<b>398</b>	<b>285</b>
Rushing	134	108
Passing	236	138
Penalty	28	39
<b>3rd Down: Made/Att</b>	<b>103/222</b>	<b>66/214</b>
<b>3rd Down Pct.</b>	<b>46.4%</b>	<b>30.8%</b>
4th Down: Made/Att	11/22	16/35
4th Down Pct.	50.0%	45.7%
<b>Possession Avg.</b>	<b>31:34</b>	<b>28:26</b>
<b>Total Net Yards</b>	<b>6493</b>	<b>4637</b>
Avg. Per Game	381.9	272.8
Total Plays	1143	1014
Avg. Per Play	5.7	4.6
<b>Net Yards Rushing</b>	<b>2209</b>	<b>1866</b>
Avg. Per Game	129.9	109.8
Total Rushes	461	442
<b>Net Yards Passing</b>	<b>4284</b>	<b>2771</b>
Avg. Per Game	252.0	163.0
Sacked/Yards Lost	27/166	42/276
Gross Yards	4450	3047
Attempts/Completions	655/415	530/297
Completion Pct.	63.4%	56.0%
Had Intercepted	16	19
<b>Punts/Average</b>	<b>53/42.1</b>	<b>75/45.3</b>
<b>Net Punting Avg.</b>	<b>37.6</b>	<b>39.7</b>
<b>Penalties/Yards</b>	<b>113/980</b>	<b>102/844</b>
<b>Fumbles/Ball Lost</b>	<b>24/6</b>	<b>23/11</b>
<b>Touchdowns</b>	<b>57</b>	<b>32</b>
Rushing	20	19
Passing	36	12
Returns	1	1



# 2021 PLAYOFF STATISTICS

RUSHING	NO.	YDS	AVG	LG	TD
J.Allen	17	134	7.9	26	0
D.Singleary	26	107	4.1	16f	3
I.McKenzie	6	44	7.3	15	0
Z.Moss	1	0	0.0	0	0
M.Trubisky	3	-2	-0.7	0	0
<b>BILLS</b>	<b>53</b>	<b>283</b>	<b>5.3</b>	<b>26</b>	<b>3</b>
<b>OPPONENTS</b>	<b>47</b>	<b>271</b>	<b>5.8</b>	<b>34</b>	<b>2</b>

RECEIVING	NO.	YDS	AVG	LG	TD
G.Davis	10	242	24.2	75f	5
D.Knox	7	98	14.0	38	2
C.Beasley	7	79	11.3	24	0
D.Singleary	7	38	5.4	15	0
S.Diggs	6	67	11.2	45	0
I.McKenzie	4	48	12.0	19	0
E.Sanders	3	52	17.3	34f	1
R.Gilliam	3	12	4.0	7	0
T.Doyle	1	1	1.0	1f	1
<b>BILLS</b>	<b>48</b>	<b>637</b>	<b>13.3</b>	<b>75f</b>	<b>9</b>
<b>OPPONENTS</b>	<b>57</b>	<b>610</b>	<b>10.7</b>	<b>64f</b>	<b>5</b>

SCORING	Q1	Q2	Q3	Q4	OT	PTS
<b>BILLS</b>	21	20	13	29	0	<b>83</b>
<b>OPPONENTS</b>	7	10	16	20	6	<b>59</b>

TEAM STATS	BILLS	OPP
<b>Total First Downs</b>	<b>52</b>	<b>50</b>
Rushing	23	12
Passing	27	34
Penalty	2	4
<b>3rd Down: Made/Att</b>	<b>12/21</b>	<b>15/27</b>
<b>3rd Down Pct.</b>	<b>57.1%</b>	<b>55.6%</b>
4th Down: Made/Att	4/4	5/5
4th Down Pct.	100.0%	100.0%
<b>Possession Avg.</b>	<b>28:30</b>	<b>31:30</b>
<b>Total Net Yards</b>	<b>904</b>	<b>857</b>
Avg. Per Game	452.0	428.5
Total Plays	117	134
Avg. Per Play	7.7	6.4
<b>Net Yards Rushing</b>	<b>283</b>	<b>271</b>
Avg. Per Game	141.5	135.5
Total Rushes	53	47
<b>Net Yards Passing</b>	<b>621</b>	<b>586</b>
Avg. Per Game	310.5	293.0
Sacked/Yards Lost	2/16	5/24
Gross Yards	637	610
Attempts/Completions	62/48	82/57
Completion Pct.	77.4%	69.5%
Had Intercepted	0	2
<b>Punts/Average</b>	<b>4/43.8</b>	<b>5/46.0</b>
<b>Net Punting Avg.</b>	<b>28.8</b>	<b>35.2</b>
<b>Penalties/Yards</b>	<b>6/62</b>	<b>6/44</b>
<b>Fumbles/Ball Lost</b>	<b>1/0</b>	<b>1/0</b>
<b>Touchdowns</b>	<b>12</b>	<b>7</b>
Rushing	3	2
Passing	9	5
Returns	0	0

PASSING	ATT	CMP	YDS	CMP%	YDS/ATT	TD	TD%	INT	INT%	LG	SACK	LOST	RAT
J.Allen	62	48	637	77.4%	10.3	9	14.5%	0	0.0%	75f	2/	16	149.0
<b>BILLS</b>	<b>62</b>	<b>48</b>	<b>637</b>	<b>77.4%</b>	<b>10.3</b>	<b>9</b>	<b>14.5%</b>	<b>0</b>	<b>0.0%</b>	<b>75f</b>	<b>2/</b>	<b>16</b>	<b>149.0</b>
<b>OPPONENTS</b>	<b>82</b>	<b>57</b>	<b>610</b>	<b>69.5%</b>	<b>7.4</b>	<b>5</b>	<b>6.1%</b>	<b>2</b>	<b>2.4%</b>	<b>64f</b>	<b>5/</b>	<b>24</b>	<b>101.2</b>



# 2021 DEFENSIVE STATS

PLAYER	Solo	Ast	Total	Sack	Yds	TFL	QH	INT	PD	FF	FR
Tremaine Edmunds	70	38	108	-	-	7	1	1	4	-	-
Jordan Poyer	64	27	91	3	26	8	3	5	9	-	-
Matt Milano	57	29	86	3	27	15	6	-	5	-	2
Taron Johnson	53	23	76	3	24	4	3	1	7	1	-
Micah Hyde	53	21	74	1	6	4	2	5	10	1	2
Levi Wallace	47	11	58	-	-	1	-	2	10	-	1
Harrison Phillips	27	24	51	1	5	3	6	-	1	-	1
Greg Rousseau	42	8	50	4	12	8	10	1	4	1	-
Ed Oliver	29	12	41	4	27.5	10	14	-	3	1	-
Tre'Davious White	27	14	41	0.5	3	1	1	1	6	1	1
Dane Jackson	30	7	37	-	-	-	-	-	6	-	-
A.J. Klein	27	6	33	-	-	4	1	1	5	-	1
Mario Addison	20	9	29	7	44	8	7	-	-	2	-
Boogie Basham	11	7	18	2.5	24	4	3	-	-	-	-
Jerry Hughes	8	10	18	2	8.5	1	7	-	3	2	-
Star Lotulelei	11	6	17	3	13	4	3	-	-	-	-
A.J. Epenesa	8	6	14	1.5	13	2	9	-	1	-	-
Efe Obada	8	4	12	3.5	22	3	8	-	1	-	-
Siran Neal	6	5	11	-	-	-	-	-	-	-	-
Vernon Butler	6	5	11	-	-	-	1	-	-	-	-
Tyrel Dodson	8	2	10	-	-	-	-	-	-	-	-
Jaquan Johnson	6	3	9	-	-	-	-	1	1	-	-
Eli Ankou	5	4	9	1	2	1	1	-	-	-	-
Justin Zimmer	2	6	8	1	10	2	4	-	-	-	-
Tyler Matakevich	3	3	6	-	-	-	-	1	1	-	-
Cam Lewis	2	4	6	-	-	1	-	-	1	1	-
Brandin Bryant	2	0	2	-	-	-	1	-	-	-	-
Damar Hamlin	1	0	1	-	-	-	-	-	2	-	-
<b>TOTALS</b>	<b>633</b>	<b>294</b>	<b>927</b>	<b>41</b>	<b>267</b>	<b>91</b>	<b>91</b>	<b>19</b>	<b>80</b>	<b>10</b>	<b>8</b>

SACKS	
Mario Addison	7.0
Ed Oliver	4.0
Greg Rousseau	4.0
Efe Obada	3.5
Star Lotulelei	3.0
Taron Johnson	3.0
Matt Milano	3.0
Jordan Poyer	3.0
Boogie Basham	2.5
Jerry Hughes	2.0
A.J. Epenesa	1.5
Justin Zimmer	1.0
Eli Ankou	1.0
Micah Hyde	1.0
Harrison Phillips	1.0
T.White	0.5
<b>BILLS</b>	<b>41.0</b>
<b>OPPONENTS</b>	<b>27.0</b>

INTERCEPTIONS	No	Yds	Avg	LG	TD
J.Poyer	5	87	17.4	26	0
M.Hyde	5	59	11.8	26t	1
L.Wallace	2	29	14.5	15	0
J.Johnson	1	25	25.0	25	0
T.Matakevich	1	15	15.0	15	0
A.Klein	1	12	12.0	12	0
T.Edmunds	1	4	4.0	4	0
T.Johnson	1	4	4.0	4	0
G.Rousseau	1	3	3.0	3	0
T.White	1	0	0.0	0	0
<b>BILLS</b>	<b>19</b>	<b>238</b>	<b>12.5</b>	<b>26t</b>	<b>1</b>
<b>OPPONENTS</b>	<b>16</b>	<b>151</b>	<b>9.4</b>	<b>32</b>	<b>0</b>

TOUCHDOWNS
Micah Hyde, 26-yd. INT return at KC (10/10)



# 2021 PLAYOFF DEFENSIVE STATS

PLAYER	Solo	Ast	Total	Sack	Yds	TFL	QH	INT	PD	FF	FR
Tremaine Edmunds	13	4	17	-	-	-	1	-	-	-	-
Matt Milano	10	6	16	-	-	-	1	-	1	-	-
Taron Johnson	9	3	12	1	1	1	-	-	-	-	-
Levi Wallace	8	3	11	-	-	1	-	1	1	-	-
Dane Jackson	9	1	10	-	-	1	-	-	-	-	-
Jordan Poyer	5	5	10	-	-	-	-	-	-	1	-
Harrison Phillips	6	1	7	-	-	-	-	-	-	-	-
Carlos Basham	5	1	6	1	4	1	1	-	-	-	-
Micah Hyde	4	2	6	-	-	-	-	1	1	-	-
Ed Oliver	4	1	5	1	7	2	2	-	-	-	-
Star Lotulelei	3	1	4	1	8	1	1	-	-	-	-
Jaquan Johnson	3	1	4	-	-	-	-	-	-	-	-
A.J. Klein	1	3	4	-	-	-	-	-	-	-	-
Efe Obada	2	1	3	-	-	-	-	-	-	-	-
Gregory Rousseau	2	1	3	-	-	-	-	-	-	-	-
Cameron Lewis	0	3	3	-	-	-	-	-	-	-	-
Tyler Matakevich	1	1	2	-	-	-	-	-	-	-	-
Siran Neal	1	1	2	-	-	-	-	-	-	-	-
A.J. Epenesa	0	2	2	-	-	-	-	-	1	-	-
Jerry Hughes	1	0	1	1	4	1	3	-	-	-	-
Mario Addison	1	0	1	-	-	-	-	-	-	-	-
Damar Hamlin	1	0	1	-	-	-	-	-	-	-	-
<b>TOTALS</b>	<b>89</b>	<b>41</b>	<b>130</b>	<b>5</b>	<b>24</b>	<b>8</b>	<b>9</b>	<b>2</b>	<b>4</b>	<b>1</b>	<b>-</b>

SACKS	
Jerry Hughes	1.0
Boogie Basham	1.0
Ed Oliver	1.0
Taron Johnson	1.0
Star Lotulelei	1.0
<b>BILLS</b>	<b>5.0</b>
<b>OPPONENTS</b>	<b>2.0</b>

INTERCEPTIONS		No	Yds	Avg	LG	TD
M.Hyde		1	0	0.0	0	0
L.Wallace		1	0	0.0	0	0
<b>Team</b>		<b>2</b>	<b>0</b>	<b>0.0</b>	<b>0</b>	<b>0</b>
<b>OPPONENTS</b>		<b>0</b>	<b>0</b>	<b>0.0</b>	<b>0</b>	<b>0</b>



# 2021 SPECIAL TEAMS STATS

## SPECIAL TEAMS SNAP COUNTS

Tyler Matakevich	347	80%
Reggie Gilliam	315	76.6%
Taiwan Jones	306	70.5%
Siran Neal	287	66.1%
Tyrel Dodson	277	67.2%
Jaquan Johnson	271	62.4%
Jake Kumerow	264	68.8%
Andre Smith	260	67.9%
Tyler Bass	182	41.9%
A.J. Klein	161	42.8%
A.J. Epenesa	144	39.9%
Matt Haack	140	32.3%
Reid Ferguson	139	32%
Jordan Poyer	131	32%
Damar Hamlin	125	35.4%
Dane Jackson	107	24.7%
Isaiah McKenzie	91	23.4%
Daryl Williams	83	19.1%
Ryan Bates	83	19.1%
Harrison Phillips	79	22.3%
Dion Dawkins	78	18.9%
Cody Ford	73	19.4%
Ike Boettger	71	18.6%
Micah Hyde	68	15.7%
Cam Lewis	62	34.6%
Matt Breida	57	24.1%
Efe Obada	56	21.8%
Greg Rousseau	52	12%
Spencer Brown	48	14%
Tremaine Edmunds	45	11.7%
Tommy Doyle	44	16.1%
Joe Giles-Harris	42	72.4%
Marquez Stevenson	40	33.3%
Tre'Davious White	37	13.3%
Gabriel Davis	33	8%
Vernon Butler	29	11.5%
Star Lotulelei	26	9.4%
Levi Wallace	21	4.8%
Dawson Knox	18	4.6%
Justin Zimmer	16	9.9%
Matt Milano	15	3.7%
Jon Feliciano	13	5.2%
Carlos Basham Jr.	9	4.4%
Eli Ankou	6	5%
Bobby Hart	5	22.7%
Brandin Bryant	5	8.8%
Taron Johnson	4	1%
Jerry Hughes	2	0.5%
Mario Addison	2	0.5%
Cole Beasley	1	0.2%
Tommy Sweeney	1	0.3%

KICK RETURNS	No.	Yds	Avg	Long	TD
I. McKenzie	24	584	24.3	75	0
M. Stevenson	7	165	23.6	31	0
M. Breida	1	27	27.0	27	0
T. Jones	1	14	14.0	14	0
<b>BILLS</b>	<b>33</b>	<b>790</b>	<b>23.9</b>	<b>75</b>	<b>0</b>

PUNT RETURNS	No.	FC	Yds	Avg	LG	TD
I. McKenzie	19	6	147	7.7	26	0
M. Stevenson	14	1	132	9.4	19	0
M. Hyde	4	0	37	9.3	17	0
<b>BILLS</b>	<b>37</b>	<b>7</b>	<b>316</b>	<b>8.5</b>	<b>26</b>	<b>0</b>

PUNTING	No.	Yds	Avg	Net	TB	IN	LG	BK
M. Haack	42	2230	42.9	37.6	7	18	63	1
<b>BILLS</b>	<b>42</b>	<b>2230</b>	<b>42.9</b>	<b>37.6</b>	<b>7</b>	<b>18</b>	<b>63</b>	<b>1</b>

SCORING	PAT	FG	2P	PTS
T. Bass	51/51	28/32	0	135
<b>BILLS</b>	<b>51/51</b>	<b>28/32</b>	<b>0</b>	<b>135</b>

FIELD GOALS	1-19	20-29	30-39	40-49	50+
T. Bass	0/0	15/15	7/8	4/5	2/4
<b>BILLS</b>	<b>0/0</b>	<b>15/15</b>	<b>7/8</b>	<b>4/5</b>	<b>2/4</b>

## GAME-BY-GAME FIELD GOAL ATTEMPTS

**Bass:** (37G, 25G, 42G)|(53WR)|(21G, 48G, 29G)  
 (33G, 26G, 21G, 28G)|(30G)|(24G, 28G, 52G)|(57G, 39G)  
 (24G, 41G)|(29G)|(57RU, 49WL)|(34G)|(35G, 33WR)  
 (21G, 25G)|(26G)|(25G, 34G)|(41G, 21G)

## SPECIAL TEAMS TACKLES

Tyler Matakevich	13
Siran Neal	12
Andre Smith	10
Taiwan Jones	6
Tyrel Dodson	5
Jake Kumerow	5
Jaquan Johnson	5
Dane Jackson	4
Reggie Gilliam	3
Matt Breida	2
Joe Giles-Harris	2
A.J. Klein	2
Jordan Poyer	2
Tyler Bass	1
Reid Ferguson	1
Damar Hamlin	1
Cam Lewis	1





# 2021 PLAYOFFS SPECIAL TEAMS STATS

## SPECIAL TEAMS SNAP COUNTS

Tyler Matakevich	45	77.6%
Reggie Gilliam	41	70.7%
Tyrel Dodson	35	60.3%
Jaquan Johnson	35	60.3%
Taiwan Jones	34	58.6%
Jake Kumerow	34	58.6%
Andre Smith	34	58.6%
Siran Neal	34	58.6%
A.J. Klein	27	46.6%
Tyler Bass	26	44.8%
A.J. Epenesa	24	41.4%
Harrison Phillips	21	36.2%
Cam Lewis	19	32.8%
Reid Ferguson	16	27.6%
Damar Hamlin	16	27.6%
Matt Haack	16	27.6%
Micah Hyde	15	25.9%
Dane Jackson	13	22.4%
Tremaine Edmunds	12	20.7%
Levi Wallace	12	20.7%
Jordan Poyer	12	20.7%
Isaiah McKenzie	11	19%
Daryl Williams	11	19%
Dion Dawkins	11	19%
Tommy Doyle	11	19%
Jon Feliciano	11	19%
Cody Ford	11	19%
Greg Rousseau	11	19%
Star Lotulelei	10	17.2%
Ryan Bates	7	12.1%
Efe Obada	5	15.2%
Spencer Brown	4	6.9%
Vernon Butler	3	12%
Ed Oliver	2	3.4%
Jerry Hughes	2	3.4%
Mario Addison	2	3.4%
Matt Milano	2	3.4%
Gabriel Davis	1	1.7%
Carlos Basham Jr.	1	1.7%
Taron Johnson	1	1.7%

KICK RETURNS	No.	Yds	Avg	Long	TD
I. McKenzie	5	57	11.4	22	0
<b>BILLS</b>	<b>5</b>	<b>57</b>	<b>11.4</b>	<b>22</b>	<b>0</b>

PUNT RETURNS	No.	FC	Yds	Avg	LG	TD
M. Hyde	2	3	54	27.0	52	0
<b>BILLS</b>	<b>2</b>	<b>3</b>	<b>54</b>	<b>27.0</b>	<b>52</b>	<b>0</b>

PUNTING	No.	Yds	Avg	Net	TB	IN	LG	BK
M. Haack	4	175	43.8	28.8	0	2	50	0
<b>BILLS</b>	<b>4</b>	<b>175</b>	<b>43.8</b>	<b>28.8</b>	<b>0</b>	<b>2</b>	<b>50</b>	<b>0</b>

SCORING	PAT	FG	2P	PTS
T. Bass	9/11	0/0	0	9
<b>BILLS</b>	<b>9/11</b>	<b>0/0</b>	<b>0</b>	<b>9</b>

FIELD GOALS	1-19	20-29	30-39	40-49	50+
T. Bass	0/0	0/0	0/0	0/0	0/0
<b>BILLS</b>	<b>0/0</b>	<b>0/0</b>	<b>0/0</b>	<b>0/0</b>	<b>0/0</b>

## SPECIAL TEAMS TACKLES

Jaquan Johnson	3
Tyrel Dodson	2
Taiwan Jones	2
Jake Kumerow	2
Matt Haack	1
Tyler Matakevich	1
Siran Neal	1
Andre Smith	1



# 2021 GAME-BY-GAME STATISTICS

BILLS		FIRST DOWNS				OFFENSE				NET PASSING				NET RUSHING				PEN.		FUMBLES				
DATE	OPP	T	R	P	PN	PLAYS	YDS	AVG	ATT	COMP	IN	YDS	TD	SK	YDS	ATT	YDS	AVG	TD	NO	YDS	NO	LOST	TOP
9/13	vs. Pit	22	8	13	1	79	371	4.70	51	30	0	254	1	3	16	25	117	4.70	0	8	81	4	1	33:17
9/19	at Mia	21	10	8	3	64	314	4.90	33	17	1	171	2	1	8	30	143	4.80	3	6	53	2	1	28:26
9/26	vs. Was	29	8	20	1	77	481	6.20	44	33	0	359	4	0	0	33	122	3.70	1	5	30	0	0	35:37
10/3	vs. Hou	26	12	12	2	71	450	6.30	30	21	1	251	2	1	5	40	199	5.00	2	3	30	3	0	38:15
10/10	at KC	20	7	12	1	54	436	8.10	26	15	0	315	3	0	0	28	121	4.30	1	10	103	0	0	27:35
10/18	at Ten	28	3	22	3	73	417	5.70	47	35	1	335	3	3	18	23	82	3.60	0	8	60	1	0	32:50
10/31	vs. Mia	24	5	15	4	66	351	5.30	43	29	0	249	2	0	0	23	102	4.40	1	9	80	1	0	30:47
11/7	at Jax	17	2	15	0	65	301	4.60	47	31	2	229	0	4	35	14	72	5.10	0	12	118	2	1	30:38
11/14	at NYJ	26	10	15	1	54	489	9.10	28	21	1	350	2	2	16	24	139	5.80	4	7	50	2	1	22:27
11/21	vs. Ind	19	5	13	1	54	307	5.70	40	24	3	216	2	1	12	13	91	7.00	0	7	56	2	1	27:13
11/25	at NO	21	9	11	1	62	361	5.80	28	23	2	248	4	2	12	32	113	3.50	0	4	35	1	0	34:38
12/6	vs. NE	16	5	9	2	57	230	4.00	30	15	0	131	1	2	14	25	99	4.00	0	3	20	1	1	27:59
12/12	at TB	27	10	16	1	76	466	6.10	54	36	1	293	2	3	15	19	173	9.10	1	7	65	0	0	32:21
12/19	vs. Car	21	6	12	3	65	312	4.80	34	19	1	193	3	4	17	27	119	4.40	1	8	67	1	0	28:35
12/26	at NE	28	8	20	0	75	428	5.70	47	30	0	314	3	0	0	28	114	4.10	1	5	45	0	0	35:09
1/2	vs. Atl	28	19	8	1	71	351	4.90	26	11	3	118	0	1	2	44	233	5.30	4	7	47	1	0	36:07
1/9	vs. NYJ	25	7	15	3	79	424	5.40	46	25	0	254	2	0	0	33	170	5.20	1	4	40	3	0	37:00
<b>Totals:</b>		<b>398</b>	<b>134</b>	<b>236</b>	<b>28</b>	<b>1,143</b>	<b>6,493</b>	<b>5.68</b>	<b>655</b>	<b>415</b>	<b>16</b>	<b>4,284</b>	<b>36</b>	<b>27</b>	<b>166</b>	<b>461</b>	<b>2,209</b>	<b>4.59</b>	<b>20</b>	<b>113</b>	<b>980</b>	<b>24</b>	<b>6</b>	<b>--</b>

OPPONENTS		FIRST DOWNS				OFFENSE				NET PASSING				NET RUSHING				PEN.		FUMBLES				
DATE	OPP	T	R	P	PN	PLAYS	YDS	AVG	ATT	COMP	IN	YDS	TD	SK	YDS	ATT	YDS	AVG	TD	NO	YDS	NO	LOST	TOP
9/13	vs. Pit	16	4	9	3	55	252	4.60	32	18	0	177	1	2	11	21	75	3.60	0	5	32	1	0	26:43
9/19	at Mia	13	2	9	2	70	216	3.10	44	25	1	145	0	6	37	20	71	3.60	0	9	83	3	2	31:34
9/26	vs. Was	13	3	8	2	50	290	5.80	24	14	2	212	2	1	0	25	78	3.10	1	5	38	2	1	24:23
10/3	vs. Hou	6	2	4	0	42	109	2.60	21	11	4	61	0	3	26	18	48	2.70	0	10	100	2	1	21:45
10/10	at KC	29	8	16	5	79	392	5.00	54	33	2	272	2	2	0	23	120	5.20	0	7	55	2	2	32:25
10/18	at Ten	16	6	9	1	51	362	7.10	29	18	1	216	0	0	0	22	146	6.60	4	7	91	0	0	29:10
10/31	vs. Mia	16	4	10	2	64	262	4.10	39	21	1	194	0	2	11	23	68	3.00	1	9	58	2	1	29:13
11/7	at Jax	16	5	5	6	57	218	3.80	28	17	0	139	0	2	12	27	79	2.90	0	8	54	1	1	29:22
11/14	at NYJ	22	4	14	4	70	366	5.20	47	27	4	296	1	1	2	22	70	3.20	1	9	69	1	1	32:33
11/21	vs. Ind	28	18	6	4	66	370	5.60	20	11	0	106	1	0	0	46	264	5.70	4	3	30	1	0	37:47
11/25	at NO	12	4	7	1	57	190	3.30	30	17	1	146	1	2	17	25	44	1.80	0	4	24	0	0	25:22
12/6	vs. NE	11	10	1	0	49	241	4.90	3	2	0	19	0	0	0	46	222	4.80	1	6	47	2	1	32:01
12/12	at TB	26	10	13	3	77	488	6.30	46	31	0	351	2	2	12	29	137	4.70	2	4	24	1	0	32:08
12/19	vs. Car	19	9	8	2	71	275	3.90	38	18	1	124	1	4	32	29	151	5.20	1	5	55	2	0	31:25
12/26	at NE	20	11	7	2	60	288	4.80	32	14	2	139	0	1	6	27	149	5.50	3	3	30	1	0	24:51
1/2	vs. Atl	18	7	9	2	50	265	5.30	23	13	0	169	0	5	28	22	96	4.40	1	4	27	1	0	23:53
1/9	vs. NYJ	4	1	3	0	46	53	1.20	20	7	0	5	1	9	82	17	48	2.80	0	4	27	1	0	23:00
<b>Totals:</b>		<b>285</b>	<b>108</b>	<b>138</b>	<b>39</b>	<b>1,014</b>	<b>4,637</b>	<b>4.57</b>	<b>530</b>	<b>297</b>	<b>19</b>	<b>2,771</b>	<b>12</b>	<b>42</b>	<b>276</b>	<b>442</b>	<b>1,866</b>	<b>3.53</b>	<b>19</b>	<b>102</b>	<b>844</b>	<b>23</b>	<b>11</b>	<b>--</b>



# 2021 PLAYOFFS GAME-BY-GAME STATISTICS

BILLS		FIRST DOWNS			OFFENSE			NET PASSING				NET RUSHING				PEN.			FUMBLES					
DATE	OPP	T	R	P	PN	PLAYS	YDS	AVG	ATT	CMP	IN	YDS	TD	SK	YDS	ATT	YDS	AVG	TD	NO	YDS	NO	LOST	TOP
1/15	vs. NE	29	14	13	2	54	482	8.90	25	21	0	308	5	0	0	29	174	6.00	2	3	47	0	0	31:25
1/23	at	23	9	14	0	63	422	6.70	37	27	0	313	4	2	16	24	109	4.50	1	3	15	1	0	27:37
<b>Totals:</b>		<b>52</b>	<b>23</b>	<b>27</b>	<b>2</b>	<b>117</b>	<b>904</b>	<b>7.73</b>	<b>62</b>	<b>48</b>	<b>0</b>	<b>621</b>	<b>9</b>	<b>2</b>	<b>16</b>	<b>53</b>	<b>283</b>	<b>5.00</b>	<b>3</b>	<b>6</b>	<b>62</b>	<b>1</b>	<b>0</b>	--

OPPONENTS		FIRST DOWNS			OFFENSE			NET PASSING				NET RUSHING				PEN.			FUMBLES					
DATE	OPP	T	R	P	PN	PLAYS	YDS	AVG	ATT	CMP	IN	YDS	TD	SK	YDS	ATT	YDS	AVG	TD	NO	YDS	NO	LOST	TOP
1/15	vs. NE	20	5	13	2	61	305	5.00	38	24	2	216	2	3	16	20	89	4.50	0	5	34	0	0	28:35
10/18	at Ten	30	7	21	2	73	552	7.60	44	33	0	370	3	2	8	27	182	6.70	2	1	10	1	0	36:38
<b>Totals:</b>		<b>50</b>	<b>12</b>	<b>34</b>	<b>4</b>	<b>134</b>	<b>857</b>	<b>6.40</b>	<b>82</b>	<b>57</b>	<b>2</b>	<b>586</b>	<b>5</b>	<b>5</b>	<b>24</b>	<b>47</b>	<b>271</b>	<b>5.00</b>	<b>2</b>	<b>6</b>	<b>44</b>	<b>1</b>	<b>0</b>	--



# 2021 DRIVE CHART

GAME 1

BILLS				STEELERS			
RECEIVED	START	DRIVE	RESULT	RECEIVED	START	DRIVE	RESULT
1st - 15:00 (KO)	PIT 24	4-5, 1:30	FG	1st - 13:30 (KO)	PIT 25	5-22, 2:55	PUNT
1st - 10:35 (Punt)	BUF 12	10-33, 5:30	PUNT	1st - 5:05 (Punt)	PIT 20	3(-7), 1:15	PUNT
1st - 3:50 (Punt)	BUF 37	3-9, 1:09	PUNT	1st - 2:41 (Punt)	PIT 13	6-25, 3:40	PUNT
2nd - 14:01 (Punt)	BUF 23	7-34, 3:03	PUNT	2nd - 10:58 (Punt)	PIT 7	3(-2), 1:26	PUNT
2nd - 9:32 (Punt)	PIT 35	3(-8)-0:54	FUMBLE	2nd - 8:38 (Fumble)	PIT 45	4-0, 2:37	PUNT
2nd - 6:01 (Punt)	BUF 9	13-91, 5:39	TD	2nd - 0:22 (KO)	PIT 25	1(-1), 0:22	HALF
3rd - 10:23 (KO)	BUF 25	12-40, 4:35	DOWNNS	3rd - 15:00 (KO)	PIT 25	10-69, 4:37	FG
3rd - 1:47 (KO)	BUF 25	8-27, 3:05	DOWNNS	3rd - 5:48 (Downs)	PIT 36	11-62, 4:01	FG
4th - 11:19 (KO)	BUF 25	3(-2), 1:34	BLK PUNT	4th - 13:42 (Downs)	PIT 48	4-52, 2:23	TD
4th - 9:45 (KO)	BUF 26	9-67, 4:22	FG	4th - 5:23 (KO)	PIT 25	9-48, 2:41	FG
4th - 2:42 (KO)	BUF 36	10-40, 1:56	FG	4th - 0:46 (KO)	BUF 45	2(-2), 0:46	GAME

GAME 2

BILLS				DOLPHINS			
RECEIVED	START	DRIVE	RESULT	RECEIVED	START	DRIVE	RESULT
1st - 12:45 (Punt)	MIA 46	2-46, 0:12	TD	1st - 15:00 (KO)	MIA 25	3(-7), 2:15	PUNT
1st - 10:41 (Downs)	BUF 48	7-52, 3:39	TD	1st - 12:33 (KO)	MIA 26	5-26, 1:52	DOWNNS
1st - 5:16 (Punt)	BUF 26	3-17, 1:25	FUMBLE	1st - 7:02 (KO)	MIA 25	3-2, 1:46	PUNT
1st - 1:56 (INT)	BUF 29	3(-1), 1:05	PUNT	1st - 3:51 (Fumble)	BUF 42	4-11, 1:55	INT
2nd - 9:53 (Fumble)	BUF 11	5-5, 2:07	INT	1st - 0:51 (Punt)	MIA 21	13-68, 5:58	FUMBLE
2nd - 5:38 (Downs)	BUF 15	3-9, 2:17	PUNT	2nd - 7:46 (INT)	BUF 24	4-9, 2:08	DOWNNS
2nd - 1:15 (Punt)	BUF 8	4-1, 0:46	PUNT	2nd - 3:21 (Punt)	MIA 35	9-27, 2:06	PUNT
2nd - 0:29 (Muff Punt)	MIA 42	4-7, 0:23	MISS FG	2nd - 0:06 (Miss FG)	MIA 42	1(-1), 0:06	HALF
3rd - 15:00 (KO)	BUF 25	8-75, 3:12	TD	3rd - 11:48 (KO)	MIA 25	6-16, 2:49	PUNT
3rd - 8:59 (Punt)	BUF 23	5-23, 2:38	PUNT	3rd - 6:21 (Punt)	MIA 20	7-21, 2:22	DOWNNS
3rd - 3:59 (Downs)	MIA 41	11-41, 5:21	TD	4th - 13:38 (KO)	MIA 25	3(-11), 1:40	PUNT
4th - 11:58 (Punt)	BUF 38	8-62, 4:13	TD	4th - 7:45 (KO)	MIA 25	12-56, 6:37	DOWNNS
4th - 1:08 (Downs)	BUF 19	2(-2), 1:08	GAME				

GAME 3

BILLS				WASHINGTON			
RECEIVED	START	DRIVE	RESULT	RECEIVED	START	DRIVE	RESULT
1st - 15:00 (KO)	BUF 25	8-75, 4:07	TD	1st - 10:53 (KO)	WAS 21	3-9, 2:39	PUNT
1st - 8:14 (Punt)	BUF 24	10-41, 5:05	DOWNNS	1st - 3:09 (Downs)	WAS 35	3-17, 0:58	FUMBLE
1st - 2:11 (Fumble)	BUF 48	8-52, 4:12	TD	2nd - 12:59 (KO)	WAS 25	3-14, 1:22	INT
2nd - 11:37 (INT)	WAS 17	3-17, 0:55	TD	2nd - 10:42 (KO)	WAS 25	2-75, 0:51	TD
2nd - 7:39 (KO)	BUF 25	4-24, 2:12	PUNT	2nd - 9:51 (Own KO)	BUF 24	5-24, 2:12	TD
2nd - 3:29 (Punt)	BUF 42	7-55, 1:52	FG	2nd - 5:27 (Punt)	WAS 14	3-7, 1:58	PUNT
2nd - 0:26 (Punt)	BUF 20	5-51, 0:26	FG	2nd - 1:37 (KO)	WAS 25	4-20, 1:11	PUNT
3rd - 13:00 (Punt)	BUF 7	17-93, 8:17	TD	3rd - 15:00 (KO)	WAS 40	4-15, 2:00	PUNT
3rd - 3:04 (INT)	WAS 17	4-6, 0:53	FG	3rd - 4:43 (KO)	WAS 11	3(-2), 1:39	INT
3rd - 0:48 (Punt)	BUF 29	3-9, 1:09	PUNT	3rd - 2:11 (KO)	WAS 25	3-3, 1:23	PUNT
4th - 11:37 (Downs)	WAS 22	3-22, 1:08	TD	4th - 14:39 (Punt)	WAS 2	7-20, 3:02	DOWNNS
4th - 5:21 (KO)	BUF 25	8-34, 5:21	GAME	4th - 10:29 (KO)	WAS 25	10-75, 5:08	TD



# 2021 DRIVE CHART

GAME 4

BILLS				TEXANS			
RECEIVED	START	DRIVE	RESULT	RECEIVED	START	DRIVE	RESULT
1st - 12:22 (Punt)	BUF 34	1-0, 0:13	INT	1st - 15:00 (KO)	HOU 25	3(-8), 2:38	PUNT
1st - 10:07 (Downs)	BUF 6	3-5, 1:34	PUNT	1st - 12:09 (INT)	BUF 13	4-7, 2:02	DOWNNS
1st - 7:01 (INT)	BUF 31	9-69, 5:02	TD	1st - 8:33 (Punt)	BUF 49	4-12, 1:32	INT
2nd - 15:00 (Punt)	50	5-35, 1:55	FG	1st - 1:59 (KO)	HOU 19	3(-11), 1:59	PUNT
2nd - 10:43 (Punt)	HOU 49	7-41, 3:31	FG	2nd - 13:05 (KO)	HOU 11	3(-9), 2:22	PUNT
2nd - 5:28 (Punt)	BUF 21	7-39, 3:33	DOWNNS	2nd - 7:12 (KO)	HOU 23	3(-5), 1:44	PUNT
2nd - 1:40 (INT)	HOU 43	8-41, 1:17	FG	2nd - 1:55 (Downs)	HOU 40	1(-15), 0:15	INT
3rd - 15:00 (KO)	BUF 25	11-65, 6:15	FG	2nd - 0:23 (KO)	HOU 25	1-4, 0:23	HALF
3rd - 5:18 (Punt)	BUF 16	11-84, 6:49	TD	3rd - 8:45 (KO)	HOU 25	6-11, 3:27	PUNT
4th - 12:59 (Fumble)	HOU 27	4-27, 2:15	TD	4th - 13:29 (KO)	HOU 15	2-12, 0:30	FUMBLE
4th - 8:03 (INT)	BUF 47	7-53, 4:27	TD	4th - 10:44 (KO)	HOU 25	6-31, 2:41	INT
4th - 1:24 (INT)	HOU 42	2(-1), 1:24	GAME	4th - 3:36 (KO)	HOU 25	6-27, 2:12	INT

GAME 5

BILLS				CHIEFS			
RECEIVED	START	DRIVE	RESULT	RECEIVED	START	DRIVE	RESULT
1st - 8:31 (KO)	BUF 25	8-75, 3:55	TD	1st - 15:00 (KO)	KC 25	17-56, 6:29	FG
1st - 4:29 (Fumble)	KC 34	3(-14), 1:34	PUNT	1st - 4:36 (KO)	---	---	FUMBLE
2nd - 10:00 (KO)	BUF 25	5-75, 2:15	TD	1st - 2:55 (Punt)	KC 20	12-80, 7:55	TD
2nd - 5:46 (Punt)	BUF 26	7-62, 2:33	FG	2nd - 7:45 (KO)	KC 28	3-7, 1:59	PUNT
2nd - 1:50 (Downs)	BUF 32	2-68, 0:34	TD	2nd - 3:13 (KO)	KC 40	5-28, 1:23	DOWNNS
2nd - 0:02 (KO)	---	---	HALF	2nd - 1:16 (KO)	KC 25	8-39, 1:14	FG
3rd - 15:00 (KO)	BUF 25	3-8, 1:24	PUNT	3rd - 13:36 (Punt)	KC 22	5-17, 2:47	PUNT
3rd - 10:49 (Punt)	BUF 19	4-41, 2:20	PUNT	3rd - 8:29 (Punt)	KC 8	5-16, 1:17	INT
3rd - 2:54 (INT)	BUF 17	3-0, 1:40	PUNT	3rd - 7:12 (KO)	KC 25	9-67, 4:18	INT
4th - 13:42 (KO)	BUF 15	12-85, 7:51	TD	3rd - 1:14 (Punt)	KC 48	7-52, 2:32	TD
4th - 3:27 (Fumble)	BUF 35	8-20, 3:27	GAME	4th - 5:51 (KO)	KC 23	10-55, 2:24	FUMBLE

GAME 6

BILLS				TITANS			
RECEIVED	START	DRIVE	RESULT	RECEIVED	START	DRIVE	RESULT
1st - 12:26 (Punt)	BUF 21	13-74, 6:19	FG	1st - 15:00 (KO)	TEN 10	6-12, 2:34	PUNT
1st - 5:04 (Punt)	BUF 21	3(-8), 2:10	PUNT	1st - 6:07 (KO)	TEN 21	3-4, 1:03	PUNT
1st - 1:03 (INT)	TEN 48	10-38, 4:27	FG	1st - 2:54 (Punt)	TEN 29	3-13, 1:51	INT
2nd - 11:20 (KO)	BUF 28	7-72, 3:26	TD	2nd - 11:36 (KO)	TEN 24	1-76, 0:16	TD
2nd - 5:04 (KO)	BUF 25	1-0, 0:10	INT	2nd - 7:54 (KO)	TEN 21	7-54, 2:50	FG
2nd - 4:23 (KO)	BUF 25	10-75, 3:43	TD	2nd - 4:54 (INT)	BUF 11	2-11, 0:31	TD
3rd - 15:00 (KO)	BUF 18	9-48, 4:11	FG	2nd - 0:40 (KO)	TEN 19	1-6, 0:40	HALF
3rd - 4:23 (KO)	BUF 25	9-75, 3:56	TD	3rd - 10:49 (KO)	TEN 33	12-67, 6:26	TD
4th - 9:45 (KO)	BUF 25	6-5, 1:44	PUNT	3rd - 0:27 (KO)	TEN 35	9-45, 5:42	FG
4th - 3:05 (KO)	BUF 18	8-79, 2:44	DOWNNS	4th - 8:01 (Punt)	TEN 30	8-70, 4:56	TD
				4th - 0:21 (Downs)	TEN 3	1(-1), 0:21	GAME



# 2021 DRIVE CHART

GAME 7

BILLS				DOLPHINS			
RECEIVED	START	DRIVE	RESULT	RECEIVED	START	DRIVE	RESULT
1st - 15:00 (KO)	BUF 22	3-5, 1:35	PUNT	1st - 13:25 (Punt)	MIA 26	12-56, 5:19	MISS FG
1st - 8:06 (Miss FG)	BUF 26	7-35, 4:18	FG	1st - 3:48 (KO)	MIA 25	8-21, 4:05	PUNT
2nd - 14:43 (Punt)	BUF 27	4-19, 2:42	PUNT	2nd - 12:01 (Punt)	MIA 35	7-32, 3:51	FG
2nd - 8:10 (KO)	BUF 25	4-23, 1:32	PUNT	2nd - 6:38 (Punt)	MIA 7	8-34, 4:36	PUNT
2nd - 2:02 (Punt)	BUF 20	7-21, 1:16	DOWNS	2nd - 0:46 (Downs)	BUF 41	5-26, 0:35	FUMBLE
2nd - 0:11 (Fumble)	BUF 29	1-(-1), 0:11	HALF	3rd - 15:00 (KO)	MIA 21	3-9, 2:10	PUNT
3rd - 12:50 (Punt)	BUF 21	3-(-2), 0:54	PUNT	3rd - 11:56 (Punt)	MIA 46	3-(-1), 1:01	PUNT
3rd - 10:55 (Punt)	BUF 20	13-80, 7:06	TD	3rd - 3:49 (KO)	MIA 17	3-8, 1:37	PUNT
3rd - 2:12 (Punt)	BUF 31	9-69, 3:49	TD	4th - 13:23 (KO)	MIA 25	11-75, 3:44	TD
4th - 9:39 (KO)	BUF 20	14-59, 6:10	FG	4th - 3:29 (KO)	MIA 25	4-(-6), 1:08	INT
4th - 2:21 (INT)	MIA 11	3-11, 1:14	TD	4th - 1:07 (KO)	MIA 25	2-5, 1:07	GAME

GAME 8

BILLS				JAGUARS			
RECEIVED	START	DRIVE	RESULT	RECEIVED	START	DRIVE	RESULT
1st - 8:57 (KO)	BUF 46	12-48, 5:03	FG	1st - 15:00 (KO)	JAX 25	12-54, 6:03	FG
1st - 2:23 (Punt)	BUF 29	12-48, 6:24	FG	1st - 3:54 (KO)	JAX 25	3-(-7), 1:31	PUNT
2nd - 5:30 (KO)	BUF 21	5-12, 2:10	PUNT	2nd - 10:59 (KO)	JAX 25	10-38, 5:29	FG
2nd - 1:26 (Fumble)	BUF 20	5-9, 1:23	PUNT	2nd - 3:20 (Punt)	JAX 22	6-58, 1:54	FUMBLE
3rd - 15:00 (KO)	BUF 30	9-45, 4:54	INT	2nd - 0:03 (Punt)	JAX 30	1-(-1), 0:03	HALF
3rd - 5:41 (Miss FG)	BUF 32	6-8, 3:46	INT	3rd - 10:06 (INT)	JAX 27	8-49, 4:25	MISS FG
4th - 12:10 (KO)	BUF 22	5-30, 2:14	PUNT	3rd - 1:55 (INT)	BUF 30	10-27, 4:45	FG
4th - 8:17 (Punt)	BUF 29	5-34, 2:47	FUMBLE	4th - 9:56 (Punt)	JAX 20	3-3, 1:39	PUNT
4th - 2:59 (Punt)	BUF 20	5-34, 2:47	DOWNS	4th - 5:30 (Punt)	JAX 37	5-10, 2:31	PUNT
				4th - 1:02 (Downs)	JAX 48	3-1, 1:02	PUNT

GAME 9

BILLS				JETS			
RECEIVED	START	DRIVE	RESULT	RECEIVED	START	DRIVE	RESULT
1st - 14:10 (Punt)	BUF 42	5-58, 1:55	TD	1st - 15:00 (KO)	NYJ 10	3-4, 0:50	PUNT
1st - 9:17 (INT)	NYJ 43	9-33, 3:55	FG	1st - 12:15 (KO)	NYJ 25	6-11, 2:58	INT
1st - 3:25 (Punt)	NYJ 40	3-(-9), 2:43	PUNT	1st - 5:22 (KO)	NYJ 25	3-(-5), 1:57	PUNT
2nd - 10:51 (Punt)	BUF 4	9-36, 5:25	PUNT	1st - 0:42 (Punt)	NYJ 16	7-35, 4:51	PUNT
2nd - 1:53 (KO)	BUF 25	5-75, 1:00	TD	2nd - 5:26 (Punt)	NYJ 23	8-47, 3:33	FG
2nd - 0:09 (Fumble)	BUF 27	1-(-6), 0:09	HALF	2nd - 0:53 (KO)	NYJ 25	4-42, 0:44	FUMBLE
3rd - 15:00 (KO)	BUF 25	5-75, 2:59	TD	3rd - 12:01 (KO)	NYJ 17	1-0, 0:14	INT
3rd - 11:47 (INT)	BUF 36	2-64, 1:00	TD	3rd - 10:47 (KO)	NYJ 12	5-36, 2:28	INT
3rd - 8:19 (INT)	NYJ 45	4-45, 2:18	TD	3rd - 6:01 (KO)	NYJ 25	8-49, 4:53	INT
3rd - 1:08 (INT)	BUF 1	2-20, 0:36	INT	3rd - 0:32 (INT)	BUF 35	11-35, 3:34	TD
4th - 11:58 (KO)	BUF 38	2-13, 1:01	FUMBLE	4th - 10:57 (Fumble)	NYJ 32	7-25, 2:47	DOWNS
4th - 8:10 (Downs)	BUF 43	4-57, 2:18	TD	4th - 5:52 (KO)	NYJ 32	8-68, 3:44	TD
4th - 2:08 (KO)	BUF 25	4-8, 2:08	GAME				



# 2021 DRIVE CHART

GAME 10

BILLS				COLTS			
RECEIVED	START	DRIVE	RESULT	RECEIVED	START	DRIVE	RESULT
1st - 8:55 (KO)	BUF 25	8-32, 4:57	INT	1st - 15:00 (KO)	IND 35	11-65, 6:05	TD
1st - 1:38 (KO)	BUF 27	11-73, 5:54	TD	1st - 3:58 (INT)	IND 43	5-57, 2:20	TD
2nd - 2:12 (KO)	---	---	FUM KO	2nd - 10:44 (KO)	IND 25	15-58, 8:32	FG
2nd - 1:59 (KO)	BUF 25	8-37, 1:59	MISS FG	2nd - 2:03 (Fumble)	BUF 2	1-2, 0:04	TD
3rd - 15:00 (KO)	BUF 27	3-0, 0:35	PUNT	3rd - 14:25 (Punt)	IND 25	8-34, 3:43	PUNT
3rd - 10:42 (Punt)	BUF 10	7-59, 2:29	MISS FG	3rd - 8:13 (Miss FG)	IND 39	5-61, 2:46	TD
3rd - 5:27 (KO)	BUF 21	3-(2), 0:58	INT	3rd - 4:29 (INT)	BUF 24	6-24, 3:31	TD
3rd - 0:58 (KO)	BUF 23	10-77, 3:16	TD	4th - 12:42 (KO)	IND 20	10-63, 6:19	FG
4th - 6:23 (KO)	BUF 24	5-14, 1:34	INT	4th - 4:49 (INT)	BUF 42	7-21, 4:27	DOWNS
4th - 0:22 (Downs)	BUF 21	1-8, 0:22	GAME				

GAME 11

BILLS				SAINTS			
RECEIVED	START	DRIVE	RESULT	RECEIVED	START	DRIVE	RESULT
1st - 13:03 (Punt)	BUF 35	10-65, 5:54	TD	1st - 15:00 (KO)	NO 17	3-7, 1:57	PUNT
1st - 3:21 (Punt)	BUF 27	6-(-1), 3:30	PUNT	1st - 7:09 (KO)	NO 17	6-24, 3:48	PUNT
2nd - 12:46 (Downs)	BUF 46	7-38, 4:00	FG	2nd - 14:51 (Punt)	NO 38	6-16, 2:05	DOWNS
2nd - 6:08 (Punt)	BUF 26	5-15, 2:55	INT	2nd - 8:46 (KO)	NO 21	7-11, 2:38	PUNT
2nd - 1:47 (Downs)	BUF 49	7-39, 1:39	INT	2nd - 3:13 (INT)	NO 49	4-2, 1:26	DOWNS
3rd - 15:00 (KO)	BUF 25	11-75, 6:12	TD	2nd - 0:08 (INT)	NO 10	1-(-1), 0:08	HALF
3rd - 7:10 (Punt)	BUF 47	5-53, 2:51	TD	3rd - 8:48 (KO)	NO 14	3-4, 1:38	PUNT
4th - 14:54 (KO)	BUF 25	5-20, 2:52	PUNT	3rd - 4:19 (KO)	NO 25	10-75, 4:25	TD
4th - 10:42 (Punt)	BUF 49	4-51, 2:25	TD	4th - 12:02 (Punt)	NO 12	3-4, 1:20	PUNT
4th - 6:59 (INT)	NO 44	3-0, 2:20	PUNT	4th - 8:17 (KO)	NO 25	5-16, 1:18	INT
				4th - 4:39 (Punt)	NO 8	9-37, 4:39	GAME

GAME 12

BILLS				PATRIOTS			
RECEIVED	START	DRIVE	RESULT	RECEIVED	START	DRIVE	RESULT
1st - 12:46 (Punt)	BUF 48	3-3, 1:30	PUNT	1st - 15:00 (KO)	NE 25	3-(-1), 2:14	PUNT
1st - 9:09 (Punt)	NE 40	4-9, 2:14	FUMBLE	1st - 11:16 (Punt)	NE 20	3-5, 2:07	PUNT
1st - 5:18 (KO)	BUF 25	5-3, 3:11	PUNT	1st - 6:55 (Fumble)	NE 31	3-69, 1:37	TD
1st - 2:07 (Muff Punt)	NE 14	1-14, 0:05	TD	1st - 2:02 (KO)	NE 25	9-52, 5:34	FG
2nd - 11:28 (KO)	BUF 25	9-26, 6:16	PUNT	2nd - 5:12 (Punt)	NE 16	3-4, 2:10	PUNT
2nd - 3:02 (Punt)	BUF 34	3-7, 1:14	PUNT	2nd - 1:48 (Punt)	NE 25	4-25, 1:48	PUNT
3rd - 15:00 (KO)	BUF 25	4-16, 1:20	PUNT	3rd - 13:40 (Punt)	NE 20	5-4, 4:25	PUNT
3rd - 9:15 (Punt)	BUF 37	8-46, 2:40	FG	3rd - 6:35 (KO)	NE 25	14-59, 8:34	FG
4th - 13:01 (KO)	BUF 36	11-49, 5:37	MISS FG	4th - 7:24 (Miss FG)	NE 23	3-6, 1:37	PUNT
4th - 5:47 (Punt)	BUF 20	11-62, 3:52	DOWNS	4th - 1:55 (Downs)	NE 19	4-(-9), 1:55	DOWNS



# 2021 DRIVE CHART

GAME 13

BILLS				BUCCANEERS			
RECEIVED	START	DRIVE	RESULT	RECEIVED	START	DRIVE	RESULT
1st - 12:50 (Punt)	BUF 18	5-15, 2:55	PUNT	1st - 15:00 (KO)	TB 24	3-7, 2:10	PUNT
1st - 8:13 (KO)	BUF 25	5-21, 2:54	PUNT	1st - 9:55 (Punt)	TB 33	5-67, 1:42	TD
2nd - 13:36 (KO)	BUF 25	7-72, 4:08	FG	1st - 5:19 (Punt)	TB 15	15-80, 6:43	FG
2nd - 7:11 (KO)	BUF 25	5-13, 2:59	PUNT	2nd - 9:28 (KO)	TB 25	7-75, 2:17	TD
2nd - 1:29 (KO)	BUF 25	2-15, 0:29	INT	2nd - 4:12 (Punt)	TB 28	10-72, 2:43	TD
2nd - 0:40 (Punt)	BUF 20	4-17, 0:39	PUNT	2nd - 1:00 (INT)	BUF 45	3-5, 0:20	PUNT
3rd - 15:00 (KO)	BUF 25	5-17, 2:32	DOWNS	2nd - 0:01 (Punt)	TB 2	1-(-1), 0:01	HALF
3rd - 11:09 (Downs)	BUF 19	9-81, 3:40	TD	3rd - 12:28 (Downs)	BUF 42	4-8, 1:19	DOWNS
3rd - 4:53 (Punt)	BUF 23	5-22, 2:42	PUNT	3rd - 7:29 (KO)	TB 25	5-13, 2:36	PUNT
4th - 11:20 (KO)	BUF 25	5-75, 2:13	TD	3rd - 2:11 (Punt)	TB 10	11-84, 5:51	FG
4th - 8:08 (Punt)	TB 46	9-46, 3:15	TD	4th - 9:07 (KO)	TB 10	3-1, 0:59	PUNT
4th - 3:05 (Punt)	BUF 23	14-70, 2:43	FG	4th - 4:53 (KO)	TB 25	5-10, 1:48	PUNT
OT - 10:00 (KO)	BUF 25	3-6, 1:12	PUNT	4th - 0:22 (KO)	TB 16	1-(-1), 0:22	HALF
				OT - 8:48 (Punt)	TB 6	6-94, 3:17	TD

GAME 14

BILLS				PANTHERS			
RECEIVED	START	DRIVE	RESULT	RECEIVED	START	DRIVE	RESULT
1st - 13:18 (Punt)	BUF 40	3-(-10), 1:15	PUNT	1st - 15:00 (KO)	CAR 28	3-2, 1:42	PUNT
1st - 8:29 (Downs)	BUF 24	3-7, 2:35	PUNT	1st - 12:03 (Punt)	CAR 30	8-46, 3:34	DOWNS
1st - 2:01 (Downs)	50	6-50, 2:48	TD	1st - 5:54 (Punt)	CAR 26	7-24, 3:53	DOWNS
2nd - 12:17 (Punt)	BUF 43	5-57, 2:36	TD	2nd - 14:13 (KO)	CAR 25	3-(-8), 1:56	PUNT
2nd - 5:14 (Punt)	BUF 11	4-11, 2:29	INT	2nd - 9:41 (KO)	CAR 18	9-30, 4:27	PUNT
2nd - 1:48 (KO)	BUF 29	11-63, 1:48	FG	2nd - 2:45 (INT)	BUF 37	3-37, 0:57	TD
3rd - 15:00 (KO)	BUF 26	6-31, 2:38	PUNT	3rd - 12:22 (Punt)	CAR 15	6-19, 2:48	PUNT
3rd - 9:34 (Punt)	BUF 26	10-74, 3:42	TD	3rd - 5:52 (KO)	CAR 25	15-65, 5:57	DOWNS
4th - 14:55 (Downs)	BUF 11	4-(-5), 2:32	PUNT	4th - 12:23 (Punt)	BUF 43	4-43, 1:22	TD
4th - 11:01 (KO)	BUF 43	3-2, 1:12	PUNT	4th - 9:49 (Punt)	CAR 31	9-15, 3:38	DOWNS
4th - 6:11 (Downs)	CAR 46	9-46, 4:04	TD	4th - 2:07 (KO)	CAR 32	4-28, 1:11	INT
4th - 0:56 (INT)	BUF 44	2-(-2), 0:56	GAME				

GAME 15

BILLS				PATRIOTS			
RECEIVED	START	DRIVE	RESULT	RECEIVED	START	DRIVE	RESULT
1st - 13:34 (Punt)	BUF 39	13-61, 6:57	TD	1st - 15:00 (KO)	NE 25	3-(-6), 1:26	PUNT
2nd - 14:28 (KO)	BUF 25	10-68, 5:27	FG	1st - 6:37 (KO)	NE 25	13-75, 7:09	TD
2nd - 7:57 (INT)	NE 33	7-32, 3:13	DOWNS	2nd - 9:01 (KO)	NE 19	3-14, 1:04	INT
2nd - 3:10 (Punt)	NE 42	7-42, 1:25	TD	2nd - 4:44 (Downs)	NE 1	3-7, 1:34	PUNT
2nd - 1:00 (Punt)	BUF 20	2-1, 1:00	HALF	2nd - 1:45 (KO)	NE 25	5-7, 0:45	PUNT
3rd - 15:00 (KO)	BUF 20	14-64, 5:58	FG	3rd - 9:02 (KO)	NE 25	14-75, 7:21	TD
3rd - 1:41 (KO)	BUF 34	9-66, 4:59	TD	4th - 11:42 (KO)	NE 25	10-75, 4:05	TD
4th - 7:37 (KO)	BUF 25	13-75, 5:07	TD	4th - 2:30 (KO)	NE 17	9-34, 1:27	INT
4th - 1:03 (INT)	BUF 3	2-(-1), 1:03	GAME				





# 2021 DRIVE CHART

**GAME 16**

BILLS				FALCONS			
RECEIVED	START	DRIVE	RESULT	RECEIVED	START	DRIVE	RESULT
1st - 9:25 (Punt)	BUF 31	15-69, 6:10	TD	1st - 15:00 (KO)	ATL 25	6-29, 3:56	PUNT
1st - 2:27 (Fumble)	ATL 18	6-18, 1:52	TD	1st - 11:04 (KO)	ATL 33	3-(-4), 1:39	PUNT
2nd - 10:08 (KO)	BUF 23	12-67, 6:48	INT	1st - 3:15 (KO)	ATL 25	2-(-7), 0:48	FUMBLE
2nd - 1:48 (KO)	BUF 25	2-12, 0:42	INT	1st - 0:35 (KO)	ATL 25	10-65, 5:27	FG
3rd - 15:00 (KO)	BUF 29	3-3, 0:59	INT	2nd - 3:20 (INT)	ATL 20	5-80, 1:32	TD
3rd - 12:32 (Punt)	BUF 20	11-80, 6:36	TD	2nd - 1:06 (INT)	ATL 44	7-50, 1:06	FG
3rd - 3:04 (Punt)	BUF 35	12-65, 7:18	TD	3rd - 14:01 (INT)	BUF 25	3-(-12), 1:29	PUNT
4th - 5:42 (Downs)	BUF 16	10-29, 5:42	GAME	3rd - 5:56 (KO)	ATL 24	5-12, 2:52	PUNT
				4th - 10:46 (KO)	ATL 25	11-59, 5:04	DOWNS

**GAME 17**

BILLS				JETS			
RECEIVED	START	DRIVE	RESULT	RECEIVED	START	DRIVE	RESULT
1st - 15:00 (KO)	BUF 25	7-75, 4:18	TD	1st - 10:42 (KO)	NYJ 25	3-9, 1:42	PUNT
1st - 9:00 (Punt)	BUF 7	13-70, 6:29	FG	1st - 2:31 (KO)	NYJ 25	4-20, 2:15	BLK PUNT
1st - 0:16 (Blk Punt)	NYJ 35	4-6, 1:50	DOWNS	2nd - 13:26 (Downs)	NYJ 30	5-(-6), 3:19	PUNT
2nd - 10:07 (Punt)	BUF 30	3-9, 2:03	PUNT	2nd - 8:04 (Punt)	NYJ 19	3-1, 0:59	PUNT
2nd - 7:05 (Punt)	BUF 18	3-6, 1:43	PUNT	2nd - 5:22 (Punt)	BUF 45	4-45, 1:31	TD
2nd - 3:51 (KO)	BUF 25	3-9, 0:48	PUNT	2nd - 3:03 (Punt)	NYJ 44	3-(-5), 1:24	PUNT
2nd - 1:39 (Punt)	BUF 16	10-81, 1:39	FG	3rd - 15:00 (KO)	NYJ 26	3-9, 2:30	PUNT
3rd - 12:30 (Punt)	BUF 28	6-23, 1:30	PUNT	3rd - 11:00 (Punt)	NYJ 20	3-2, 1:08	PUNT
3rd - 9:52 (Punt)	BUF 21	3-(-3), 1:21	PUNT	3rd - 8:31 (Punt)	NYJ 32	3-(-8), 2:06	PUNT
3rd - 6:25 (Punt)	BUF 16	3-6, 0:59	PUNT	3rd - 5:26 (Punt)	BUF 22	4-(-9), 1:31	FG
3rd - 3:55 (KO)	BUF 25	7-30, 3:25	PUNT	3rd - 0:30 (Punt)	NYJ 2	6-5, 2:57	PUNT
4th - 12:33 (Punt)	BUF 49	7-51, 4:12	TD	4th - 8:21 (KO)	NYJ 25	3-(-5), 0:57	PUNT
4th - 7:24 (Punt)	NYJ 48	7-48, 3:31	TD	4th - 3:53 (KO)	NYJ 25	3-(-10), 0:41	PUNT
4th - 3:12 (Punt)	BUF 44	5-10, 3:12	GAME				

**AFC SUPER WILD CARD**

BILLS				PATRIOTS			
RECEIVED	START	DRIVE	RESULT	RECEIVED	START	DRIVE	RESULT
1st - 15:00 (KO)	BUF 30	9-70, 5:15	TD	1st - 9:45 (KO)	NE 13	9-53, 4:05	INT
1st - 5:40 (INT)	BUF 20	10-80, 5:00	TD	1st - 0:40 (KO)	NE 25	3-9, 2:17	PUNT
2nd - 13:23 (Punt)	BUF 19	10-81, 6:03	TD	2nd - 7:20 (KO)	NE 21	5-28, 3:36	PUNT
2nd - 3:44 (Punt)	BUF 11	4-89, 1:51	TD	2nd - 1:53 (KO)	NE 25	10-49, 1:52	FG
3rd - 12:35 (INT)	BUF 42	6-58, 4:05	TD	3rd - 15:00 (KO)	NE 24	4-27, 2:07	INT
3rd - 4:12 (KO)	BUF 23	9-77, 5:50	TD	3rd - 8:48 (KO)	NE 25	11-75, 4:36	TD
4th - 10:13 (Punt)	NE 39	3-39, 1:36	TD	4th - 13:22 (KO)	NE 24	5-14, 3:09	PUNT
4th - 1:44 (KO)	BUF 23	3-(-2), 1:44	GAME	4th - 8:37 (KO)	NE 27	15-73, 6:53	TD



# 2021 DRIVE CHART

AFC DIVISIONAL PLAYOFF

BILLS				CHIEFS			
RECEIVED	START	DRIVE	RESULT	RECEIVED	START	DRIVE	RESULT
1st - 15:00 (KO)	BUF 29	13-71, 6:57	TD	1st - 8:03 (KO)	KC 26	11-74, 5:37	TD
1st - 2:26 (KO)	BUF 25	9-24, 5:27	PUNT	2nd - 11:59 (Punt)	KC 1	3-6, 1:28	PUNT
2nd - 10:31 (Punt)	BUF 43	3-6, 1:48	PUNT	2nd - 8:43 (Punt)	KC 14	12-86, 6:51	TD
2nd - 1:52 (KO)	BUF 25	7-75, 1:15	TD	2nd - 0:37 (KO)	KC 25	6-43, 0:37	MISS FG
3rd - 7:01 (KO)	BUF 25	3-9, 2:12	PUNT	3rd - 15:00 (KO)	KC 25	13-54, 7:59	FG
3rd - 2:06 (KO)	BUF 25	1-75, 0:10	TD	3rd - 4:49 (Punt)	KC 39	5-61, 2:43	TD
4th - 13:26 (Punt)	BUF 8	4-7, 1:58	PUNT	3rd - 1:56 (KO)	KC 25	7-29, 3:30	PUNT
4th - 8:55 (KO)	BUF 25	17-75, 7:01	TD	4th - 11:28 (Punt)	BUF 16	4-6, 2:33	FG
4th - 1:02 (KO)	BUF 25	6-75, 0:49	TD	4th - 1:54 (KO)	KC 25	5-75, 0:52	TD
				4th - 0:13 (KO)	KC 25	3-44, 0:13	FG
				OT - 15:00 (KO)	KC 25	8-75, 4:15	TD



# 2021 MISCELLANEOUS STATS

## BILLS WEEKLY NFL RANKINGS

WEEK	OFFENSE			DEFENSE		
	Rush	Pass	Total	Rush	Pass	Total
Week 1 vs. PIT	15	18†	20	10	5	3†
Week 2 at MIA	6	26	21	7	2	2
Week 3 vs. WAS	7†	11	12	7	4	4
Week 4 vs. HOU	5	12	6	4	1	1
Week 5 at KC	5	9	8	3	2	1
Week 6 at TEN	5†	8	6	7	1	1
Week 7 (BYE)	7	8	6	6	1	1
Week 8 vs. MIA	8	6	6	5	1	1
Week 9 at JAX	11	7	8	4	1	1
Week 10 at NYJ	10	6	5	3	2	1
Week 11 IND	12	7	5	9	2	1
Week 12 at NO	11	7	5	5	2	1
Week 13 NE	13	8	9	12	1	1
Week 14 at TB	15	8	8	12†	2	1
Week 15 CAR	13	7	7	16	1	1
Week 16 at NE	11	6	7	17	1	1
Week 17 vs. ATL	6	10	5	19	1	1
Week 18 vs. NYJ	6	9	5	13	1	1

## PENALTY BREAKDOWN

UNIT	BILLS	OPPONENT
Total Penalties	113	102
Offensive	52	51
Defensive	49	38
Special Teams	12	13

## REPLAY CHALLENGES

	Challenges	Overtured
BILLS	3	1
OPPONENTS	3	1

## FUMBLES/LOST

Allen 8/3, Singletary 5/0, Moss 2/1, Stevenson 2/0, Breida 1/1, McKenzie 2/1, Beasley 1/0, Diggs 1/0, Haack 1/0, Sweeney 1/0

## LONGEST DRIVES

	BILLS	OPPONENTS
<b>MOST PLAYS</b>	<b>17</b> 9/26 vs. WFT Touchdown	<b>17</b> 10/10 @ KC FG
<b>MOST YARDS</b>	<b>98</b> 9/26 vs. WFT Touchdown	<b>85</b> 12/26 @ NE Touchdown
<b>MOST TIME</b>	<b>8:17</b> 9/26 vs. WFT Touchdown	<b>8:35</b> 12/6 vs. NE Field Goal

## LONGEST TOUCHDOWN DRIVES

	BILLS	OPPONENTS
<b>MOST PLAYS</b>	<b>17</b> 9/26 vs. WFT Touchdown	<b>14</b> 12/26 @ NE Touchdown
<b>MOST YARDS</b>	<b>98</b> 9/26 vs. WFT Touchdown	<b>85</b> 12/26 @ NE Touchdown
<b>MOST TIME</b>	<b>8:17</b> 9/26 vs. WFT Touchdown	<b>7:55</b> 10/10 @ KC Touchdown

## FIRST DOWNS GAINED

Player	Rush	Rec.	Total
Stefon Diggs	0	66	66
Devin Singletary	44	11	55
Josh Allen	54	0	54
Cole Beasley	0	34	34
Zack Moss	22	12	34
Emmanuel Sanders	2	31	33
Dawson Knox	0	31	31
Gabriel Davis	0	29	29
Isaiah McKenzie	4	13	17
Matt Breida	5	4	9
Mitchell Trubisky	3	0	3
Tommy Sweeney	0	3	3
Jake Kumerow	0	2	2



# 2021 BIG PLAYS

## 25+ YARDS PASSING, 10+ YARDS RUSHING

BILLS					OPPONENT				
DATE	OPP.	PLAY	RUN	PASS	DATE	OPP.	PLAY	RUN	PASS
Sep. 12	PIT	Josh Allen to Gabriel Davis		37	Sep. 12	PIT	Chase Claypool run	25	
		Josh Allen run	11				Najee Harris run	18	
		Devin Singletary run	15		Sep. 19	at Mia	Myles Gaskin run	18	
		Devin Singletary run	25				Malcolm Brown run	12	
Sep. 19	at Mia	Devin Singletary run	46T		Sep. 26	WAS	Taylor Heinicke to Antonio Gibson		73T
		Josh Allen to Emmanuel Sanders		35			J.D. McKissic run	11	
		Zack Moss run	10				Taylor Heinicke to Terry McLaurin		37
		Josh Allen run	15		Oct. 3	HOU	David Johnson run	10	
		Josh Allen to Stefon Diggs		41			Mark Ingram run	12	
Sep. 26	WAS	Josh Allen to Emmanuel Sanders		28T	Oct. 10	at KC	Patrick Mahomes run	10	
		Josh Allen to Emmanuel Sanders		41			Tyreek Hill run	15	
		Mitch Trubisky run	22				Patrick Mahomes run	23	
Oct. 3	HOU	Josh Allen run	16				Patrick Mahomes to Mecole Hardman		26
		Josh Allen to Dawson Knox		25T	Oct. 18	at Ten	Derrick Henry run		76T
		Josh Allen to Stefon Diggs		31			Ryan Tannehill to Julio Jones		48
		Zack Moss run	17				Derrick Henry run	19	
		Josh Allen run	12				Derrick Henry run		13T
		Josh Allen to Stefon Diggs		37	Oct. 31	MIA	Salvon Ahmed run	12	
		Devin Singletary run	15				Tua Tagovailoa to Mike Gesicki		40
		Devin Singletary run	12		Nov. 7	at Jax	Carlos Hyde run	15	
Oct. 10	at KC	Josh Allen run	22				C.J. Beathard to Dan Arnold		28
		Josh Allen run	11				James Agnew run	11	
		Josh Allen to Emmanuel Sanders		35T	Nov. 14	at NYJ	Tevin Coleman run	15	
		Josh Allen to Stefon Diggs		61			Mike White to Corey Davis		28
		Josh Allen to Dawson Knox		53T			Tevin Coleman run	13	
		Josh Allen to Dawson Knox		41			Joe Flacco to Elijah Moore		25
		Josh Allen run	12						
Oct. 18	at Ten	Devin Singletary	14						
		Josh Allen to Cole Beasley		29T					
		Josh Allen to Emmanuel Sanders		31					
Oct. 31	MIA	Josh Allen run	34						
		Devin Singletary run	13						
		Josh Allen run	12						
Nov. 7	at Jax	Josh Allen run	15						
		Josh Allen run	12						
		Josh Allen run	22						
		Josh Allen to Stefon Diggs		28					
Nov. 14	at NYJ	Devin Singletary run	15						
		Josh Allen to Stefon Diggs		57					
		Zack Moss run	11						
		Devin Singletary run	13						
		Emmanuel Sanders run	24						
		Josh Allen to Gabriel Davis		49					
		Matt Breida run	15T						
		Josh Allen to Gabriel Davis		36					
		Josh Allen to Stefon Diggs		43					





# 2021 BIG PLAYS

## 25+ YARDS PASSING, 10+ YARDS RUSHING

BILLS					OPPONENT				
DATE	OPP.	PLAY	RUN	PASS	DATE	OPP.	PLAY	RUN	PASS
Jan. 15	NE	Josh Allen run	26		Jan. 15	NE	Mac Jones to Hunter Henry		30
		Josh Allen run	15				Mac Jones run	16	
		Josh Allen to Stefon Diggs		45			Damien Harris run	14	
		Devin Singletary run	16T				Mac Jones to Kendrick Bourne		43
		Isaiah McKenzie run	15				Kendrick Bourne run	14	
		Josh Allen to Emmanuel Sanders		34T	Jan. 23	at KC	Patrick Mahomes run	34	
		Devin Singletary run	10				Clyde Edwards-Helaire run	22	
		Josh Allen to Dawson Knox		38			Patrick Mahomes to Tyreek Hill		26
Jan. 23	at KC	Josh Allen run	10				Clyde Edwards-Helaire run	20	
		Isaiah McKenzie run	11				Mecole Hardman run	25	
		Josh Allen run	14				Patrick Mahomes to Tyreek Hill		64T
		Josh Allen run	11				Patrick Mahomes to Travis Kelce		25
		Josh Allen to Gabriel Davis		75T			Patrick Mahomes to Mecole Hardman		26
		Josh Allen to Gabriel Davis		27T					
		Josh Allen to Gabriel Davis		28					



# 2021 THIRD DOWN & RED ZONE

BILLS THIRD-AND...						
Date	Opp.	1-3	4-6	7-9	10+	TOTAL
9/13	vs. Pit	4-7	1-4	1-3	1-4	8-18
9/19	at Mia	1-4	4-4	2-3	0-2	7-13
9/26	vs. Was	4-7	2-4	1-1	2-3	9-15
10/3	vs. Hou	3-7	2-4	0-0	0-1	5-12
10/10	at KC	3-4	1-1	1-1	0-5	5-11
10/18	at Ten	1-2	5-7	0-0	1-4	7-13
10/31	vs. Mia	1-2	1-2	0-2	4-7	6-13
11/7	at Jax	4-6	0-1	1-1	2-6	6-15
11/14	at NYJ	2-2	1-1	0-1	1-3	4-7
11/21	vs. Ind	2-2	1-2	2-3	0-3	5-10
11/25	at NO	5-8	1-2	1-1	1-2	8-13
12/6	vs. NE	3-4	1-2	0-3	0-4	4-13
12/12	at TB	2-5	0-3	0-1	0-4	2-13
12/19	vs. Car	3-5	1-2	1-4	1-3	6-14
12/26	at NE	1-4	0-1	1-2	4-5	6-12
1/2	vs. Atl	2-3	2-2	1-4	2-3	7-12
1/9	vs. NYJ	3-3	4-8	0-0	1-7	8-18
	<b>TOTALS</b>	<b>44-74</b>	<b>27-50</b>	<b>12-30</b>	<b>20-66</b>	<b>103-222</b>
	<b>PCT.</b>	<b>59.5%</b>	<b>54%</b>	<b>40%</b>	<b>30.3%</b>	<b>46.4%</b>

OPPONENTS THIRD-AND...						
Date	Opp.	1-3	4-6	7-9	10+	TOTAL
9/13	vs. Pit	2-2	1-6	1-1	0-3	4-12
9/19	at Mia	2-4	4-6	2-3	0-5	8-18
9/26	vs. Was	0-0	1-3	1-4	0-4	2-11
10/3	vs. Hou	1-2	0-0	0-2	0-5	1-9
10/10	at KC	3-4	1-4	0-0	1-4	5-12
10/18	at Ten	0-1	1-4	1-2	1-3	4-10
10/31	vs. Mia	1-3	2-5	1-2	0-4	4-14
11/7	at Jax	0-2	1-3	1-3	0-5	2-13
11/14	at NYJ	1-1	2-4	0-2	0-6	3-13
11/21	vs. Ind	5-5	2-2	0-0	1-5	8-12
11/25	at NO	2-4	1-2	2-3	0-5	5-14
12/6	vs. NE	0-0	2-7	0-1	0-4	2-12
12/12	at TB	6-6	2-5	0-3	0-2	8-16
12/19	vs. Car	3-5	2-3	2-5	0-4	7-17
12/26	at NE	0-3	0-0	1-3	0-4	1-10
1/2	vs. Atl	0-0	0-2	0-2	1-3	1-7
1/9	vs. NYJ	0-2	1-1	0-5	0-6	1-4
	<b>TOTALS</b>	<b>26-44</b>	<b>23-57</b>	<b>12-41</b>	<b>4-72</b>	<b>66-214</b>
	<b>PCT.</b>	<b>59.1%</b>	<b>40.4%</b>	<b>29.3%</b>	<b>5.5%</b>	<b>30.8%</b>

BILLS RED ZONE						
Date	Opp.	ATT	TD	FG	PTS	TD%
9/13	vs. Pit	4	1	3	16	38%
9/19	at Mia	4	4	0	28	100%
9/26	vs. Was	6	4	2	33	66.7%
10/3	vs. Hou	7	3	4	33	42.9%
10/10	at KC	3	2	1	17	66.7%
10/18	at Ten	5	2	2	21	33.3%
10/31	vs. Mia	4	3	1	23	75%
11/7	at Jax	1	0	1	3	0%
11/14	at NYJ	7	6	1	45	85.7%
11/21	vs. Ind	2	2	0	15	100%
11/25	at NO	4	2	1	17	50%
12/6	vs. NE	4	1	1	10	25%
12/12	at TB	5	3	2	27	60%
12/19	vs. Car	5	4	1	31	80%
12/26	at NE	7	4	2	33	57.1%
1/2	vs. Atl	5	4	0	29	80%
1/9	vs. NYJ	4	3	1	24	75%
	<b>TOTALS</b>	<b>77</b>	<b>48</b>	<b>23</b>	<b>405</b>	<b>62.3%</b>

OPPONENTS RED ZONE						
Date	Opp.	ATT	TD	FG	PTS	TD%
9/13	vs. Pit	3	1	2	13	50%
9/19	at Mia	3	0	0	0	0%
9/26	vs. Was	2	2	0	14	100%
10/3	vs. Hou	1	0	0	0	0%
10/10	at KC	5	2	1	17	40%
10/18	at Ten	3	3	0	21	100%
10/31	vs. Mia	3	1	0	8	33.3%
11/7	at Jax	2	0	2	6	0%
11/14	at NYJ	2	2	0	14	100%
11/21	vs. Ind	6	4	2	34	66.7%
11/25	at NO	1	1	0	6	100%
12/6	vs. NE	1	0	1	3	0%
12/12	at TB	4	2	2	20	50%
12/19	vs. Car	2	1	0	8	50%
12/26	at NE	3	3	0	21	100%
1/2	vs. Atl	4	1	2	13	25%
1/9	vs. NYJ	0	0	0	0	0%
	<b>TOTALS</b>	<b>45</b>	<b>23</b>	<b>12</b>	<b>198</b>	<b>51.1%</b>



# 2021 PLAYOFFS

## THIRD DOWN & RED ZONE

### BILLS THIRD-AND...

Date	Opp.	1-3	4-6	7-9	10+	TOTAL
1/15	vs. NE	4-4	2-2	0-0	0-1	6-7
1/23	at KC	4-7	2-4	0-2	0-1	6-14
	<b>TOTALS</b>	<b>8-11</b>	<b>4-6</b>	<b>0-2</b>	<b>0-2</b>	<b>12-21</b>
	<b>PCT.</b>	<b>72.7%</b>	<b>66.7%</b>	<b>0%</b>	<b>0%</b>	<b>57.1%</b>

### BILLS RED ZONE

Date	Opp.	ATT	TD	FG	PTS	TD%
1/15	vs. NE	6	6	0	41	100%
1/23	at KC	3	3	0	21	100%
	<b>TOTALS</b>	<b>9</b>	<b>9</b>	<b>0</b>	<b>62</b>	<b>100%</b>

### OPPONENTS THIRD-AND...

Date	Opp.	1-3	4-6	7-9	10+	TOTAL
1/15	vs. NE	3-5	2-4	0-1	2-4	7-14
9/19	at KC	4-5	3-5	0-2	1-2	8-13
	<b>TOTALS</b>	<b>7-10</b>	<b>5-9</b>	<b>0-3</b>	<b>3-6</b>	<b>15-27</b>
	<b>PCT.</b>	<b>70%</b>	<b>15.6%</b>	<b>0%</b>	<b>50%</b>	<b>55.6%</b>

### OPPONENTS RED ZONE

Date	Opp.	ATT	TD	FG	PTS	TD%
1/15	vs. NE	2	2	2	14	100%
1/23	at KC	3	5	2	26	60%
	<b>TOTALS</b>	<b>5</b>	<b>7</b>	<b>4</b>	<b>40</b>	<b>71.4%</b>





# 2021 TURNOVER BREAKDOWN

## BILLS TAKEAWAYS

DATE	OPP.	TURNOVER	YARD LINE	QTR	RESULT
Sep. 12	PIT	None			
Sep. 19	at Mia	Levi Wallace INT (Jacoby Brissett)	BUF-29	1	PUNT
		Matt Milano FR, Taron Johnson FF	BUF-11	2	INT
		Taiwan Jones FR (special teams)	MIA-42	2	MISS FG
Sep. 26	WAS	Matt Milano FR, Tre'Davious White FF	BUF-48	1	TD
		Jordan Poyer INT (Taylor Heinicke)	WAS-17	2	TD
		Micah Hyde INT (Taylor Heinicke)	WAS-17	3	FG
Oct. 3	HOU	Tremaine Edmunds INT (Davis Mills)	BUF-31	1	TD
		Micah Hyde INT (Davis Mills)	HOU-43	2	FG
		A.J. Klein FR, Cam Lewis FF	HOU-27	4	TD
		Jaquan Johnson INT (Davis Mills)	BUF-47	4	TD
		Tyler Matakevich INT (Davis Mills)	HOU-42	4	GAME
Oct. 10	at KC	Andre Smith FR, Siran Neal FF (special teams)	KC-34	1	PUNT
		Micah Hyde INT for TD (Patrick Mahomes)	End Zone	3	TD
		Greg Rousseau INT (Patrick Mahomes)	BUF-17	3	PUNT
		Tre'Davious White FR	BUF-35	4	GAME
Oct. 18	at Ten	Jordan Poyer INT (Ryan Tannehill)	TEN-48	1	FG
Oct. 31	MIA	Micah Hyde FR	BUF-29	2	HALF
		Jordan Poyer INT (Tua Tagovailoa)	MIA-11	4	TD (6)
Nov. 7	at Jax	Levi Wallace FR, Jerry Hughes FF	BUF-20	2	PUNT
Nov. 14	at NYJ	Taron Johnson INT (Mike White)	NYJ-43	1	FG
		Micah Hyde FF, FR	BUF-27	2	HALF
		Tre'Davious White INT (Mike White)	BUF-36	3	TD
		Levi Wallace INT (Mike White)	NYJ-45	3	TD
		Jordan Poyer INT (Mike White)	BUF-1	3	INT
Nov. 21	IND	None			
Nov. 25	at NO	Jordan Poyer INT (Trevor Siemian)	NO-44	4	PUNT
Dec. 6	NE	Siran Neal FR (ST)	NE-14	1	TD
Dec. 12	at TB	None			
Dec. 19	CAR	A.J. Klein INT (Cam Newton)	BUF-44	4	GAME
Dec. 26	at NE	Micah Hyde INT (Mac Jones)	NE-33	2	DOWNS
		Micah Hyde INT (Mac Jones)	BUF-3	4	GAME
Jan. 2	ATL	Harrison Phillips FR, Greg Rousseau FF	ATL-18	1	TD
Jan. 9	NYJ	None			
<b>TOTALS: 30 takeaways for 88 points</b>					

## PLAYOFFS

DATE	OPP.	TURNOVER	YARD LINE	QTR	RESULT
Jan. 15	NE	Micah Hyde INT (Mac Jones)	End Zone	1	TD
		Levi Wallace INT (Mac Jones)	BUF-42	3	TD (6)
Jan. 23	at KC	None			
<b>TOTALS: 2 takeaways for 13 points</b>					



# 2021 TURNOVER BREAKDOWN

## BILLS GIVEAWAYS

DATE	OPP.	TURNOVER	YARD LINE	QTR	RESULT
Sep. 12	PIT	Josh Allen fumble	PIT-45	2	PUNT
Sep. 19	at Mia	Zack Moss fumble	BUF-42	1	INT
		Josh Allen INT (Xavier Howard)	BUF-24	2	DOWNS
Sep. 26	WAS	None			
Oct. 3	HOU	Josh Allen INT (Lonnie Johnson)	BUF-13	1	DOWNS
Oct. 10	at KC	None			
Oct. 18	at Ten	Josh Allen INT (Kevin Byard)	BUF-11	2	TD
Oct. 31	MIA	None			
Nov. 7	at Jax	Josh Allen INT (Rudy Ford)	JAX-27	3	MISS FG
		Josh Allen INT (Josh Allen)	BUF-30	3	FG
		Josh Allen fumble	JAX-37	4	PUNT
Nov. 14	at NYJ	Josh Allen INT (Sharrod Neasman)	BUF-35	3	TD
		Matt Breida fumble	NYJ-32	4	DOWNS
Nov. 21	IND	Josh Allen INT (George Odum)	IND-43	1	TD
		Isiah McKenzie fumble (special teams)	BUF-2	2	TD
		Josh Allen INT (Kenny Moore)	BUF-24	3	TD
		Mitch Trubisky INT (Zaire Franklin)	BUF-42	4	DOWNS
Nov. 25	at NO	Josh Allen INT (Bradley Roby)	NO-49	2	PUNT
		Josh Allen INT (Kwon Alexander)	NO-10	2	HALF
Dec. 6	NE	Josh Allen fumble	NE-31	1	TD (8)
Dec. 12	at TB	Josh Allen INT (Richard Sherman)	BUF-45	2	PUNT
Dec. 19	CAR	Josh Allen INT (Jeremy Chinn)	BUF-37	2	TD (8)
Dec. 26	at NE	None			
Jan. 2	ATL	Josh Allen INT (Duron Harmon)	ATL-20	2	TD
		Josh Allen INT (A.J. Terrell)	ATL-44	2	FG
		Josh Allen INT (Foye Oluokun)	BUF-25	3	PUNT
Jan. 9	NYJ	None			
<b>TOTALS: 22 giveaways for 64 points</b>					

## PLAYOFFS

DATE	OPP.	TURNOVER	YARD LINE	QTR	RESULT
Jan. 15	NE	None			
Jan. 23	at KC	None			
<b>TOTALS: 0 giveaways for 0 points</b>					



# THE LAST TIME....

BY BILLS	GMS SINCE	DATE/OPPONENT
Last Safety:	39	11/10/2019 at Cle (Tremaine Edmunds sack in EZ)
Last Own FG Blocked:	51	12/09/2018 vs. NYJ (Stephen Hauschka; 49 yds)
Last Missed PAT:	20	12/13/2020 vs. Pit
Last Own PAT Blocked:	42	10/27/2019 vs. Phi
Last 2-pt Conversion:	1	1/2/2022 vs. ATL (Josh Allen to Cole Beasley)
Last Opening-Drive TD:	0	1/9/2022 vs. NYJ
Last Turnover on Red-Zone Drive:	1	1/2/2022 vs. ATL (INT)
Last Shutout of Opp:	13	10/3/2021 vs. Hou (W, 40-0)
Last Shutout of Opp in 1st Half:	6	11/25/2021 at NO (W, 31-6)
Last 40+ Point Game:	8	11/14/2021 at NYJ (W, 45-17)
Last 50+ Point Game:	16	1/2/2021 vs. Mia (W, 56-26)
Last 300+ Yd Passer:	2	12/26/2021 at NE (Josh Allen; 314)
Last 100+ Yd Rusher:	1	1/3/2022 vs. ATL (Devin Singletary; 110)
Last 100+ Yd Receiver:	2	12/26/2021 at NE (Isaiah McKenzie; 125)
Last Rush of 50+ Yds:	19	12/19/2020 at Den (Devin Singletary; 51 TD)
Last Completion of 50+ yds:	7	11/14/2021 at NYJ (Josh Allen to Stefon Diggs; 57)
Last TD Pass of 40+ yds:	12	10/10/2021 at KC (Josh Allen to Dawson Knox; 53 TD)
Last TD Rush of 20+ yds:	15	9/19/2021 at Mia (Devin Singletary; 46 TD)
Last Fumble Return for TD:	19	12/19/2020 at Den (Jerry Hughes; 21 FR)
Last Blocked FG Return TD:	508	09/30/1990 vs. Den (Cornelius Bennett; 80 yds)
Last Blocked Punt Return TD:	119	11/24/2014 vs. NYJ (Manny Lawson; 0 yds)
Last Interception Return TD:	12	10/10/2021 at KC (Micah Hyde; 26 TD)
Last Kickoff Return TD:	43	10/20/2019 vs. Mia (Micah Hyde; 45 yds)
Last Punt Return TD:	17	1/3/2021 vs. Mia (Isaiah McKenzie; 84 TD)
Last Successful Onside Kick:	72	11/02/2017 at NYJ (8 attempts since)
Last 2 Interception+ Game:	17	1/3/2021 vs. Mia (Dean Marlowe; 2)
Last Punt Blocked:	0	1/9/2022 vs. NYJ (Cam Lewis)
Last 3+ Rushing TD Performance:	91	10/16/2016 vs. SF (LeSean McCoy; 3)
Last 3+ Receiving TD Performance:	18	12/28/2020 at NE (Stefon Diggs; 3)
Last 4+ TD Passing Performance:	6	11/25/2021 at NO (Josh Allen; 4)
Last 3+ Sack Performance:	44	10/6/2019 at TEN (Jordan Phillips; 3.0)



# THE LAST TIME....

BY OPPONENT	GMS SINCE	DATE/OPPONENT
Last Safety:	1	1/3/2022 vs. Atl. (Jake Kumerow)
Last Own FG Blocked:	10	10/31/2021 vs. Mia (Jason Sanders; 36 yards)
Last Missed PAT:	18	12/28/2020 at NE (N. Folk)
Last Own PAT Blocked:	147	12/16/2012 vs. Sea
Last 2-pt Conversion:	3	12/19/2021 vs. CAR
Last Opening-Drive TD:	7	11/21/2021 vs. Ind
Last Turnover on Red-Zone Drive:	9	11/7/2021 at Jax (Carlos Hyde fumble)
Last Shutout of Opp:	61	09/30/2018 at GB (0-22)
Last Shutout of Opp in 1st Half:	33	12/29/2019 vs. NYJ (0-3)
Last 40+ Point Game:	7	11/21/2021 vs. Ind (L, 15-41)
Last 50+ Point Game:	71	11/19/2017 at LAC (L, 24-54)
Last 300+ Yd Passer:	4	12/12/2021 at TB (Tom Brady; 363)
Last 100+ Yd Rusher:	2	12/26/2021 at NE (Damien Harris; 103)
Last 100+ Yd Receiver:	4	12/12/2021 at TB (Chris Godwin; 105)
Last Rush of 50+ Yds:	5	12/6/2021 vs. NE (Damien Harris; 64)
Last Completion of 50+ yds:	4	12/12/2021 at TB (Brady to Perriman; 58)
Last TD Pass of 40+ yds:	0	1/9/2022 vs. NYJ (Wilson to Cole; 40)
Last TD Rush of 20+ yds:	4	12/12/2021 at TB (Leonard Fournette; 47)
Last Fumble Return for TD:	56	11/04/2018 vs. Chi (Eddie Jackson; 65 yds)
Last Blocked FG Return TD:	801	11/08/1970 vs. Cin (Lemar Parrish; 83 yds)
Last Blocked Punt Return TD:	16	09/12/2021 vs. PIT (U. Gilbert; 9 yds)
Last Interception Return TD:	48	09/08/2019 at NYJ (C.J. Mosley; 17 yds)
Last Kickoff Return TD:	39	11/17/2019 at Mia (Jakeem Grant; 101 yds)
Last Punt Return TD:	140	10/03/2013 at Cle (Travis Benjamin; 79 yds)
Last Successful Onside Kick:	39	11/17/2019 at Mia (4 att. since)
Last 2 Interception+ Game:	27	10/13/2020 at Ten (M. Butler; 2)
Last Punt Blocked:	16	09/12/2021 vs. PIT (U. Gilbert)
Last 3+ Rushing TD Performance:	2	12/26/2021 at NE (Damien Harris; 3)
Last 3+ Receiving TD Performance:	335	09/23/2001 at IND (Marvin Harrison; 3)
Last 4+ TD Passing Performance:	58	10/21/2018 at IND (Adrew Luck; 4)
Last 3+ Sack Performance:	22	11/29/2020 vs. LAC (Joey Bosa; 3.0)



# STEELERS 23, BILLS 16

## SUNDAY, SEPTEMBER 12, 2021 - HIGHMARK STADIUM



**Gabriel Davis**

### TEAM STATISTICS

BUF		PIT
22	First Downs	16
371	Net Yards Gained	252
25/117	Rushes/Yards	12/75
254	Net Yards Passing	177
51/30/0	Att/Comp/INT	32/18/0
3/16	Sacked/Yards Lost	2/11
4/34.3	Punts/Average	5/41.4
4/1	Fumbles/Lost	1/0
8/81	Penalties/Yards	5/32
33:17	Time of Possession	26:43
8-18	3rd Down Efficiency	4-12
1	Turnovers	0

### STEELERS STATISTICS

#### RUSHING

N.Harris 16-45, C.Claypool 1-25, B.Roethlisberger 4-5

#### RECEIVING

D.Johnson 5-36-1TD, J.Smith-Schuster 4-52, C.Claypool 3-45, J.Washington 2-10, P.Freiermuth 1-24, E.Ebron 1-19, N.Harris 1-4, Z.Gentry 1-(-2)

#### PASSING

B.Roethlisberger 18-32-188-1 TD-0 INT-83.9 QB Rating

#### DEFENSE

Sacks: T.Watt 2, C.Heyward 1  
Interceptions: None

#### FIELD GOALS

C.Boswell (24) (20) (45)

### SCORING RECAP

	1st	2nd	3rd	4th	Pts
Pittsburgh	0	0	6	17	23
Buffalo	3	7	0	6	16

- BUF - T.Bass 37 yd. Field Goal (4-5, 1:30)
- BUF - G.Davis 3 yd. pass from J.Allen (T.Bass kick) (13-91, 5:39)
- PIT - C.Boswell 24 yd. Field Goal (10-69, 4:37)
- PIT - C.Boswell 20 yd. Field Goal (11-62, 4:01)
- PIT - D.Johnson 5 yd. pass from B.Roethlisberger (C.Boswell kick) (4-52, 2:23)
- PIT - U.Gilbert 9 yd. return of blocked punt (C.Boswell kick)
- BUF - T.Bass 25 yd. Field Goal (9-67, 4:22)
- PIT - C.Boswell 45 yd. Field Goal (9-48, 2:41)
- BUF - T.Bass 42 yd. Field Goal (10-40, 1:56)

### NOTES

- Mario Addison became the first Bill with a sack in consecutive season openers since Bryan Scott in 2010-11.
- Safety Jordan Poyer posted a sack of Roethlisberger and now has recorded at least one sack in each of his five seasons in Buffalo (2017-21).
- Isaiah McKenzie's 75-yard kickoff return to open the game was the longest of his career. His 143 total kickoff return yardage served as a new career high.
- Three Bills made their NFL debuts: OL Spencer Brown, S Damar Hamlin, and DE Greg Rousseau. Rousseau became the first Bill start at defensive end on opening day since 2016.

### BILLS STATISTICS

#### RUSHING

D.Singletery 11-72, J.Allen 9-44, M.Breida 4-4, I.McKenzie 1-(-3)

#### RECEIVING

S.Diggs 9-69, C.Beasley 8-60, E.Sanders, 4-52, D.Knox 4-41, D.Singletery 3-8, G.Davis 2-40-1TD

#### PASSING

J.Allen 30-51-270-1 TD-0 INT-79.7 QB Rating

#### DEFENSE

Sacks: M.Addison 1, J.Poyer 1  
Interceptions: None

#### FIELD GOALS

T.Bass (37) (25) (42)

CBS Sports: Ian Eagle, Charles Davis, Evan Washburn

Kickoff: 1:05 pm Length of game: 3:08


Referee: John Hussey

Weather: 73 degrees, cloudy, winds WSW 16 mph



# BILLS 35, DOLPHINS 0

## SUNDAY, SEPTEMBER 19, 2021 - HARD ROCK STADIUM



**Bills Defense**

### TEAM STATISTICS

BUF		MIA
21	First Downs	13
314	Net Yards Gained	216
30/143	Rushes/Yards	20/71
171	Net Yards Passing	145
33/17/1	Att/Comp/INT	44/25/1
1/8	Sacked/Yards Lost	6/37
4/46.0	Punts/Average	5/44.4
2/1	Fumbles/Lost	3/2
6/53	Penalties/Yards	9/83
28:26	Time of Possession	31:34
7-13	3rd Down Efficiency	8-18
2	Turnovers	3

### DOLPHINS STATISTICS

#### RUSHING

M.Gaskin 5-25, M.Brown 5-21, S.Ahmed 6-17, J.Brissett 4-8

#### RECEIVING

J.Waddle 6-48, D.Parker 5-42, M.Gaskin 4-21, A.Wilson 4-20, M.Gesicki 3-41, C.Carter 1-8, P.Williams 1-2, J.Grant 1-0

#### PASSING

J.Brissett 24-40-169-0 TD-1 INT-59.3 QB Rating  
T.Tagovailoa 1-4-13-0 TD-0 INT-40.6 QB Rating

#### DEFENSE

Sacks: E.Ogbah 0.5, A.Van Ginkel 0.5  
Interceptions: X.Howard 1

#### FIELD GOALS

None

### SCORING RECAP

	1st	2nd	3rd	4th	Pts
Buffalo	14	0	7	14	35
Miami	0	0	0	0	0

- BUF - D.Singletery 46 yd. run (T.Bass kick) (2-46, 0:12)
- BUF - S.Diggs 5 yd. pass from J.Allen (T.Bass kick) (7-52, 3:39)
- BUF - D.Knox 8 yd. pass from J.Allen (T.Bass kick) (8-75, 3:12)
- BUF - Z.Moss 7 yd. run (T.Bass kick) (11-41, 5:21)
- BUF - Z.Moss 1 yd. run (T.Bass kick) (8-62, 4:31)

### NOTES

- Buffalo recorded its first shutout since a 16-0 victory at New England (10/2/16). That day, the Patriots were led by QB Jacoby Brissett, who replaced an injured Tua Tagovailoa in the first quarter for the Dolphins.
- The 35-0 win was the largest shutout victory by Buffalo since 1992.
- DE Greg Rousseau became the first Bills rookie with multiple sacks in a game since 2019 (Ed Oliver).
- The Bills did not allow a first half point in consecutive weeks for the first time since 1999 (9/19/99 vs. NYJ) and 9/26/99 vs. Phi).
- Buffalo upped its record to 8-1 vs. Miami under head coach Sean McDermott.
- Safety Micah Hyde posted his first sack as a Bill.

### BILLS STATISTICS

#### RUSHING

D.Singletery 13-82-1TD, J.Allen 5-35, Z.Moss 8-26-2TD, R.Gilliam 2-2, M.Trubisky 2-(-2)

#### RECEIVING

S.Diggs 4-60-1TD, C.Beasley 4-36, E.Sanders 2-48, D.Knox 2-17-1TD, D.Singletery 2-9, Z.Moss 2-8, I.McKenzie 1-1

#### PASSING

J.Allen 17-33-179-2 TD-1 INT-75.2 QB Rating

#### DEFENSE

Sacks: G.Rousseau 2, M.Hyde 1, M.Milano 1, T.Johnson 1, J.Zimmer 1  
Interceptions: L.Wallace 1

#### FIELD GOALS

T.Bass (53WR)

Referee: Craig Wrolstad

Weather: 88 degrees, mostly cloudy, winds NNE 6 mph

FOX Sports: Brandon Gaudin, Matt Millen, Sarah Kustok

Kickoff: 1:02 pm Length of game: 3:18



# BILLS 43, WASHINGTON 21

SUNDAY, SEPTEMBER 26, 2021 - HIGHMARK STADIUM



**Josh Allen**

## TEAM STATISTICS

BUF		WAS
29	First Downs	13
481	Net Yards Gained	290
33/122	Rushes/Yards	25/78
359	Net Yards Passing	212
44/33/0	Att/Comp/INT	24/14/2
0/0	Sacked/Yards Lost	1/0
2/48.5	Punts/Average	5/47.0
0/0	Fumbles/Lost	2/1
5/30	Penalties/Yards	5/38
35:37	Time of Possession	24:23
9-15	3rd Down Efficiency	2-11
0	Turnovers	3

## WASHINGTON STATISTICS

### RUSHING

A.Gibson 12-31, J.McKissic 3-23, T.Heinicke 8-21-1TD, C.Sims 1-7, D.Brown 1-(-4)

### RECEIVING

T.McLaurin 4-62, L.Thomas 4-42-1TD, J.McKissic 2-15, A.Gibson 1-73-1TD, C.Sims 1-15, A.Humphries 1-7, T.Heinicke 1-(-2)

### PASSING

T.Heinicke 14-24-212-2 TD-2 INT-80.6 QB Rating

### DEFENSE

Sacks: None

Interceptions: None

### FIELD GOALS

None

## SCORING RECAP

	1st	2nd	3rd	4th	Pts
Washington	0	14	0	7	21
Buffalo	7	20	9	7	43

- BUF - E.Sanders 28 yd. pass from J.Allen (T.Bass kick) (8-75, 4:07)
- BUF - Z.Moss 7 yd. pass from J.Allen (T.Bass kick) (8-52, 4:12)
- BUF - D.Knox 14 yd. pass from J.Allen (T.Bass kick) (3-17, 0:55)
- WFT - A.Gibson 73 yd. pass from T.Heinicke (D.Hopkins kick) (2-75, 0:51)
- WFT - T.Heinicke 4 yd. run (D.Hopkins kick) (5-24, 2:12)
- BUF - T.Bass 21 yd. Field Goal (7-55, 1:52)
- BUF - T.Bass 48 yd. Field Goal (5-51, 0:26)
- BUF - E.Sanders 5 yd. pass from J.Allen (pass failed) (17-93, 8:17)
- BUF - T.Bass 29 yd. Field Goal (4-6, 0:53)
- BUF - J.Allen 2 yd. run (T.Bass kick) (3-22, 1:08)
- WFT - L.Thomas 2 yd. pass from T.Heinicke (D.Hopkins kick) (10-75, 5:08)

## NOTES

- Josh Allen recorded his 5th career game of 300+ passing yards and 4+ TD passes, joining Patrick Mahomes (9), Dan Marino (9), Andrew Luck (6) and Kurt Warner (6) as the only QBs to accomplish that in their first four seasons.
- Cole Beasley tied a career high with 11 catches.
- Allen earned AFC offensive player of the week honors.

## BILLS STATISTICS

### RUSHING

Z.Moss 13-60, D.Singletery 11-26, M.Trubisky 4-19, J.Allen 4-9-1TD, I.McKenzie 1-8

### RECEIVING

C.Beasley 11-98, S.Diggs 6-62, E.Sanders 5-94-2TD, D.Knox 4-49-1TD, Z.Moss 3-31-1TD, T.Sweeney 2-2, G.Davis 1-23, D.Singletery 1-0

### PASSING

J.Allen 32-43-358-4 TD-0 INT-129.8 QB Rating  
M.Trubisky 1-1-1-0 TD-0 INT-79.2 QB Rating

### DEFENSE

Sacks: S.Lotulelei 1

Interceptions: M.Hyde 1, J.Poyer 1

### FIELD GOALS

T.Bass (21) (48) (29)

Referee: Tony Corrente

Weather: 66 degrees, partly cloudy, winds WSW 20 mph

FOX Sports: Chris Myers, Daryl Johnston, Jen Hale

Kickoff: 1:02 pm Length of game: 3:06



# BILLS 40, TEXANS 0

## SUNDAY, OCTOBER 3, 2021 - HIGHMARK STADIUM



**Dawson Knox**

### TEAM STATISTICS

BUF		HOU
26	First Downs	6
450	Net Yards Gained	109
40/199	Rushes/Yards	18/48
251	Net Yards Passing	61
30/21/1	Att/Comp/INT	21/11/4
1/5	Sacked/Yards Lost	3/26
1/44.0	Punts/Average	5/50.2
3/0	Fumbles/Lost	2/1
3/30	Penalties/Yards	10/100
38:15	Time of Possession	21:45
5-12	3rd Down Efficiency	1-9
1	Turnovers	5

### TEXANS STATISTICS

#### RUSHING

M.Ingram 6-24, D.Johnson 5-21, J.Akins 1-3, D.Mills 1-2, P.Lindsay 4(-1), R.Burkhead 1(-1)

#### RECEIVING

B.Cooks 5-47, D.Johnson 3-27, P.Brown 1-6, J.Akins 1-4, A.Miller 1-3

#### PASSING

D.Mills 11-21-87-0 TD-4 INT-23.4 QB Rating

#### DEFENSE

Sacks: W.Mercilus 1  
Interceptions: L.Johnson 1

#### FIELD GOALS

None

### SCORING RECAP

	1st	2nd	3rd	4th	Pts
Houston	0	0	0	0	0
Buffalo	7	9	3	21	40

- BUF - D.Knox 25 yd. pass from J.Allen (T.Bass kick) (9-69, 5:02)
- BUF - T.Bass 33 yd. Field Goal (5-35, 1:55)
- BUF - T.Bass 26 yd. Field Goal (7-41, 3:31)
- BUF - T.Bass 21 yd. Field Goal (8-41, 1:17)
- BUF - T.Bass 28 yd. Field Goal (11-65, 6:15)
- BUF - D.Knox 1 yd. pass from J.Allen (T.Bass kick) (11-84, 6:49)
- BUF - Z.Moss 4 yd. run (T.Bass kick) (4-27, 2:15)
- BUF - M.Trubisky 4 yd. run (T.Bass kick) (7-53, 4:27)

### NOTES

- Bills are the 3rd team since 1990 to record a shutout in 2 of their first 4 games, joining the 2000 Baltimore Ravens and 1991 Washington.
- WR Stefon Diggs has the most catches in NFL history in their first 20 games with a team (152).
- The 109 yards allowed by the Bills was the 7th fewest permitted in team history.
- Jaquan Johnson and Tyler Matakevich posted their first career interceptions. Boogie Basham recorded his first career sack.
- Tremaine Edmunds earned AFC defensive player of the week honors with 6 tackles and an interception.

### BILLS STATISTICS

#### RUSHING

D.Singletery 14-79, Z.Moss 14-61-1TD, J.Allen 6-41, M.Trubisky 4-10-1TD, E.Sanders 1-7, R.Gilliam 1-1

#### RECEIVING

S.Diggs 7-114, E.Sanders 5-74, D.Knox 5-37-2TD, C.Beasley 2-16, R.Gilliam 1-8, D.Singletery 1-7

#### PASSING

J.Allen 20-29-248-2 TD-1 INT-103.8 QB Rating  
M.Trubisky 1-1-8-0 TD-0 INT-100.0 QB Rating

#### DEFENSE

Sacks: S.Lotulelei 1, C.Basham 1, Team 1  
Interceptions: T.Edmunds 1, T.Matakevich 1, J.Johnson 1, M.Hyde 1

#### FIELD GOALS

T.Bass (33) (26) (21) (28)

Referee: Ron Torbert

Weather: 67 degrees, rain, winds SW 12 mph

CBS Sports: Beth Mowins, Tiki Barber

Kickoff: 1:02 pm Length of game: 2:58





# BILLS 38, CHIEFS 20

## SUNDAY, OCTOBER 10, 2021 - ARROWHEAD STADIUM



**Josh Allen**

### TEAM STATISTICS

BUF		KC
20	First Downs	29
436	Net Yards Gained	392
28/121	Rushes/Yards	23/120
315	Net Yards Passing	272
26/15/0	Att/Comp/INT	54/33/2
0/0	Sacked/Yards Lost	2/0
4/40.0	Punts/Average	2/44.0
0/0	Fumbles/Lost	2/2
10/103	Penalties/Yards	7/55
27:35	Time of Possession	32:25
5-11	3rd Down Efficiency	5-12
0	Turnovers	4

### CHIEFS STATISTICS

#### RUSHING

P.Mahomes 8-61, D.Williams 5-27, T.Hill 1-15, C.Edwards-Helaire 7-13, J.McKinnon 1-2, M.Burton 1-2

#### RECEIVING

M.Hardman 9-76, T.Hill 7-63, T.Kelce 6-57-1TD, D.Williams 3-18, J.McKinnon 2-13, B.Pringle 2-11-1TD, C.Edwards-Helaire 1-11, J.Gordon 1-11, D.Robinson 1-8, B.Bell 1-4

#### PASSING

P.Mahomes 33-54-272-2 TD-2 INT-70.9 QB Rating

#### DEFENSE

Sacks: None, Interceptions: None

#### FIELD GOALS

H.Butker (38) (54)

### SCORING RECAP

	1st	2nd	3rd	4th	Pts
Buffalo	7	17	7	7	38
Kansas City	3	10	0	7	20

- KC - H.Butker 38 yd. Field Goal (17-56, 6:29)
- BUF - J.Allen 9 yd. run (T.Bass kick) (8-75, 3:55)
- KC - B.Pringle 5 yd. pass from P.Mahomes (H.Butker kick) (12-80, 7:55)
- BUF - E.Sanders 35 yd. pass from J.Allen (T.Bass kick) (5-75, 2:15)
- BUF - T.Bass 30 yd. Field Goal (7-62, 2:33)
- BUF - D.Knox 53 yd. pass from J.Allen (T.Bass kick) (2-68, 0:34)
- KC - H.Butker 54 yd. Field Goal (8-39, 1:14)
- BUF - M.Hyde 26 yd. interception return (T.Bass kick)
- KC - T.Kelce 1 yd. pass from P.Mahomes (H.Butker kick) (7-52, 2:32)
- BUF - E.Sanders 8 yd. pass from J.Allen (T.Bass kick) (12-85, 7:51)

### NOTES

- Micah Hyde's interception return for a touchdown was the first of his NFL career.
- Dawson Knox's receiving yardage total of 117 was the most by a Bills tight end since Paul Costa's 163 in 1967.
- Greg Rousseau earned AFC defensive player of the week honors with his first career interception along with a sack.
- The game featured a one hour and two minute weather delay at halftime.

### BILLS STATISTICS

#### RUSHING

J.Allen 11-59-1TD, Z.Moss 11-37, D.Singleterary 6-25

#### RECEIVING

D.Knox 3-117-1TD, Z.Moss 3-55, E.Sanders 3-54-2TD, S.Diggs 2-69, G.Davis 1-16, C.Beasley 1-5, T.Sweeney 1-1, D.Singleterary 1-(-2)

#### PASSING

J.Allen 15-26-315-3 TD-0 INT-139.1 QB Rating

#### DEFENSE

Sacks: G.Rousseau 1, B.Basham 0.5, J.Hughes 0.5  
Interceptions: M.Hyde 1, G.Rousseau 1

#### FIELD GOALS

T.Bass (30)

Referee: Carl Cheffers

Weather: 71 degrees, winds N 10 mph

NBC Sports: Al Michaels, Cris Collinsworth, Michele Tafoya

Kickoff: 8:22 pm Length of game: 4:14



# TITANS 34, BILLS 31

## MONDAY, OCTOBER 18, 2021 - NISSAN STADIUM



**Tommy Sweeney**

### TEAM STATISTICS

BUF		TEN
28	First Downs	16
417	Net Yards Gained	362
23/82	Rushes/Yards	22/146
335	Net Yards Passing	216
47/35/1	Att/Comp/INT	29/18/1
3/18	Sacked/Yards Lost	0/0
2/46.5	Punts/Average	2/53.5
1/0	Fumbles/Lost	0/0
8/60	Penalties/Yards	7/91
32:50	Time of Possession	27:10
7-13	3rd Down Efficiency	4-10
1	Turnovers	1

### TITANS STATISTICS

#### RUSHING

D.Henry 20-143-3TD, R.Tannehill 2-3-1TD

#### RECEIVING

A.Brown 7-91, J.Jones 3-59, N.Westbrook-Ikhine 3-27, D.Henry 2-13, A.Firsker 1-11, G.Swaim 1-8, C.Rogers 1-7

#### PASSING

R.Tannehill 18-29-216-0 TD-1 INT-70.5 QB Rating

#### DEFENSE

Sacks: H.Landry 2, J.Simmons 1  
Interceptions: K.Byard 1

#### FIELD GOALS

R.Bullock (43) (38)

### SCORING RECAP

	1st	2nd	3rd	4th	Pts
Buffalo	3	17	11	0	31
Tennessee	0	17	7	10	34

- BUF - T.Bass 24 yd. Field Goal (13-74, 6:19)
- BUF - T.Bass 28 yd. Field Goal (10-38, 4:27)
- TEN - D.Henry 76 yd. run (R.Bullock kick) (1-76, 0:16)
- BUF - S.Diggs 14 yd. pass from J.Allen (T.Bass kick) (7-72, 3:26)
- TEN - R.Bullock 43 yd. Field Goal (7-54, 2:50)
- TEN - R.Tannehill 4 yd. run (R.Bullock kick) (2-11, 0:31)
- BUF - C.Beasley 29 yd. pass from J.Allen (T.Bass kick) (10-75, 3:43)
- BUF - T.Bass 52 yd. Field Goal (9-48, 4:11)
- TEN - D.Henry 3 yd. run (R.Bullock kick) (12-67, 6:26)
- BUF - T.Sweeney 1 yd. pass from J.Allen (D.Knox-J.Allen pass) (9-75, 3:56)
- TEN - R.Bullock 38 yd. Field Goal (9-45, 5:42)
- TEN - D.Henry 13 yd. run (R.Bullock kick) (8-70, 4:56)

### NOTES

- QB Josh Allen became the first player in NFL history with 80+ passing TDs and 25+ rushing scores in his first 50 career games.
- WR Cole Beasley became the 9th undrafted player in NFL history to reach the 500-reception plateau.
- TE Tommy Sweeney's touchdown was the first of his NFL career.
- WR Emmanuel Sanders eclipsed the 9,000-yard plateau.

### BILLS STATISTICS

#### RUSHING

D.Singletary 5-27, J.Allen 9-26, Z.Moss 8-24, I.McKenzie 1-5

#### RECEIVING

S.Diggs 9-89-1TD, C.Beasley 7-88-1TD, E.Sanders 5-91, D.Singletary 5-16, D.Knox 3-25, G.Davis 2-25, Z.Moss 2-15, I.McKenzie 1-3, T.Sweeney 1-1-1TD

#### PASSING

J.Allen 35-47-353-3 TD-1 INT-107.8 QB Rating

#### DEFENSE

Sacks: None  
Interceptions: J.Poyer 1

#### FIELD GOALS

T.Bass (24) (28) (52)

Referee: Clete Blakeman

Weather: 65 degrees, clear, winds 0 mph

ESPN: Steve Levy, Louis Riddick, Brian Griese, Lisa Salters

Kickoff: 8:15 pm

Length of game: 3:08



# BILLS 26, DOLPHINS 11

SUNDAY, OCTOBER 31, 2021 - HIGHMARK STADIUM



**Cole Beasley**

## TEAM STATISTICS

BUF		MIA
24	First Downs	16
351	Net Yards Gained	262
23/102	Rushes/Yards	23/68
249	Net Yards Passing	194
43/29/0	Att/Comp/INT	39/21/1
0/0	Sacked/Yards Lost	2/11
4/40.8	Punts/Average	5/51.8
1/0	Fumbles/Lost	2/1
9/80	Penalties/Yards	9/58
30:47	Time of Possession	29:13
6-13	3rd Down Efficiency	4-14
0	Turnovers	2

## DOLPHINS STATISTICS

### RUSHING

M.Gaskin 12-36, S.Ahmed 7-22, T.Tagovailoa 4-10-1TD

### RECEIVING

D.Parker 8-85, J.Waddle 4-29, M.Gesicki 3-48, M.Gaskin 3-19, P.Laird 1-10, A.Shaheen 1-8, S.Ahmed 1-6

### PASSING

T.Tagovailoa 21-39-205-0 TD-1 INT-58.2 QB Rating

### DEFENSE

Sacks: None

Interceptions: None

### FIELD GOALS

J.Sanders (36W/L) (51)

## SCORING RECAP

	1st	2nd	3rd	4th	Pts
Miami	0	3	0	8	11
Buffalo	3	0	7	16	26

- BUF - T.Bass 57 yd. Field Goal (7-35, 4:18)
- MIA - J.Sanders 51 yd. Field Goal (7-32, 3:51)
- BUF - G.Davis 8 yd. pass from J.Allen (T.Bass kick) (13-80, 7:06)
- BUF - S.Diggs 19 yd. pass from J.Allen (T.Bass kick) (9-69, 3:49)
- MIA - T.Tagovailoa 1 yd. run (T.Tagovailoa-M.Gesicki pass) (11-75, 3:44)
- BUF - T.Bass 39 yd. Field Goal (14-59, 6:10)
- BUF - J.Allen 7 yd. run (run failed) (3-11, 1:14)

## NOTES

- QB Josh Allen became the first player in NFL history to throw 2+ passing TDs in his first 8 games vs. a single opponent.
- K Tyler Bass' 57-yard field goal was the 2nd longest by a Bills kicker at home (Steve Christie had a 59-ydr. in 1993).
- DE Jerry Hughes' sack tied him with Cornelius Bennett for 4th most in team history (52.5).
- It was the 3rd game in NFL history to finish 26-11. The Chargers beat the Packers in 2019 and the Jets defeated the Texans in 2006 by the same score.
- The Bills became the first team to ever defeat the Dolphins on Halloween. They were previously 6-0.

## BILLS STATISTICS

### RUSHING

J.Allen 8-55-1TD, D.Singletary 7-28, Z.Moss 8-19

### RECEIVING

C.Beasley 10-110, Z.Moss 6-39, S.Diggs 5-40-1TD, G.Davis 4-29-1TD, T.Sweeney 3-30, D.Singletary 1-1

### PASSING

J.Allen 29-42-249-2 TD-0 INT-100.2 QB Rating  
C.Beasley 0-1-39.6 QB Rating

### DEFENSE

Sacks: M.Addison 1, J.Hughes 1  
Interceptions: J.Poyer 1

### FIELD GOALS

T.Bass (57) (39)

Referee: Shawn Smith

Weather: 51 degrees, cloudy, winds W 9 mph

CBS Sports: Andrew Catalon, James Lofton, Sherree Burruss

Kickoff: 1:02 pm Length of game: 3:11



# JAGUARS 9, BILLS 6

## SUNDAY, NOVEMBER 7, 2021 - TIAA BANK FIELD



**Bills Defense**

### TEAM STATISTICS

BUF		JAX
17	First Downs	16
301	Net Yards Gained	218
14/72	Rushes/Yards	27/79
229	Net Yards Passing	139
47/31/2	Att/Comp/INT	28/17/0
4/35	Sacked/Yards Lost	2/12
3/49.3	Punts/Average	4/45.0
2/1	Fumbles/Lost	1/1
12/118	Penalties/Yards	8/54
30:38	Time of Possession	29:22
6-15	3rd Down Efficiency	2-13
3	Turnovers	1

### JAGUARS STATISTICS

#### RUSHING

C.Hyde 21-67, J.Agnew 1-11, T.Lawrence 3-4, D.Ogunbowale 1-1, L.Shenault 1-(-4)

#### RECEIVING

D.Arnold 4-60, L.Shenault 4-24, J.Agnew 3-27, M.Jones 3-21, C.Manhertz 1-9, C.Hyde 1-6, D.Ogunbowale 1-4

#### PASSING

T.Lawrence 15-26-118-0 TD-0 INT-69.1 QB Rating  
C.Beathard 2-2-33-0 TD-0 INT-118.8 QB Rating

#### DEFENSE

Sacks: T.Bryan 2, J.Allen 1, D.Smoot 1  
Interceptions: J.Allen 1, R.Ford 1

#### FIELD GOALS

M.Wright (39) (55) 42WL (21)

### SCORING RECAP

	1st	2nd	3rd	4th	Pts
Buffalo	3	3	0	0	6
Jacksonville	3	3	0	3	9

- JAX - M.Wright 39 yd. Field Goal (12-54, 6:03)
- BUF - T.Bass 24 yd. Field Goal (12-48, 5:03)
- BUF - T.Bass 41 yd. Field Goal (12-48, 6:24)
- JAX - M.Wright 55 yd. Field Goal (10-38, 5:29)
- JAX - M.Wright 21 yd. Field Goal (10-27, 4:45)

### NOTES

- The Bills defense held the Jaguars to nine points, 218 total yards (3.8 yards per play), while limiting them to 2-for-13 conversion rate on 3rd down.
- The Bills held an opponent without a touchdown for the 3rd time in the first 8 games of a season. The last time the Bills accomplished that feat was in 1999 (4 times).
- The last Bills game without a touchdown being scored was a 9-3 loss at Carolina in 2018.
- This game marked the 4th time in NFL history that a starting quarterback and a starting defensive player had the same name (Josh Allen). The others: Eagles QB Tommy Thompson vs. Browns LB Tommy Thompson twice in 1950, and Bills QB Todd Collins vs. Patriots LB Todd Collins in 1997.
- CB Levi Wallace came up with the first fumble recovery of his NFL career.

### BILLS STATISTICS

#### RUSHING

J.Allen 5-50, D.Singletery 6-16, Z.Moss 3-6

#### RECEIVING

C.Beasley 8-33, D.Singletery 7-43, S.Diggs 6-85, E.Sanders 4-65, Z.Moss 2-18, I.McKenzie 2-10, T.Sweeney 2-10

#### PASSING

J.Allen 31-47-264-0 TD-2 INT-62.7 QB Rating

#### DEFENSE

Sacks: M.Addison 1, A.J. Epenesa 0.5, T.White 0.5  
Interceptions: None

#### FIELD GOALS

T.Bass (24) (41)

Referee: Land Clark

Weather: 58 degrees, cloudy, winds N 14 mph

CBS Sports: Andrew Catalon, James Lofton, Jenny Dell

Kickoff: 1:02 pm Length of game: 3:10



# BILLS 45, JETS 17

## SUNDAY, NOVEMBER 14, 2021 - METLIFE STADIUM



**Stefon Diggs**

### TEAM STATISTICS

BUF		NYJ
26	First Downs	22
489	Net Yards Gained	366
24/139	Rushes/Yards	22/70
350	Net Yards Passing	296
28/21/1	Att/Comp/INT	47/27/4
2/16	Sacked/Yards Lost	1/2
2/39.0	Punts/Average	3/45.0
2/1	Fumbles/Lost	1/1
7/50	Penalties/Yards	9/69
27:27	Time of Possession	32:33
4-7	3rd Down Efficiency	3-13
2	Turnovers	5

### JETS STATISTICS

#### RUSHING

M.Carter 16-39-1TD, T.Coleman 4-29, T.Johnson 2-2

#### RECEIVING

C.Davis 5-93, T.Johnson 5-36, M.Carter 4-43, E.Moore 3-44-1TD, J.Crowder 3-20, B.Berrios 3-19, T.Coleman 2-4, R.Griffin 1-21, K.Cole 1-8

#### PASSING

M.White 24-44-251-0 TD-4 INT-33.4 QB Rating  
J.Flacco 3-3-47-1 TD-0 INT-158.3 QB Rating

#### DEFENSE

Sacks: J.Wilson 1, S.Lawson 0.5, Q.Williams 0.5  
Interceptions: S.Neasman 1

#### FIELD GOALS

M.Ammendola (48)

### SCORING RECAP

	1st	2nd	3rd	4th	Pts
Buffalo	10	7	21	7	45
NY Jets	0	3	0	14	17

- BUF - M.Breida 15 yd. pass from J.Allen (T.Bass kick) (5-58, 1:55)
- BUF - T.Bass 29 yd. Field Goal (9-33, 3:55)
- NYJ - M.Ammendola 48 yd. Field Goal (8-47, 3:33)
- BUF - S.Diggs 12 yd. pass from J.Allen (T.Bass kick) (5-75, 1:00)
- BUF - I.McKenzie 8 yd. run (T.Bass kick) (5-75, 2:59)
- BUF - M.Breida 15 yd. run (T.Bass kick) (2-64, 1:00)
- BUF - Z.Moss 1 yd. run (T.Bass kick) (4-45, 2:18)
- NYJ - M.Carter 1 yd. run (M.Ammendola kick) (11-35, 3:34)
- BUF - D.Singleterary 2 yd. run (T.Bass kick) (4-57, 2:18)
- NYJ - E.Moore 15 yd. pass from J.Flacco (M.Ammendola kick) (8-68, 3:44)

### NOTES

- The Bills had four different players rush for a touchdown in the same game for the first time in team history.
- Five different Bills defensive backs produced a takeaway in the same game since at least 1967.
- The Bills set a franchise record (280) for most points scored after the first 9 games of a season (278 in 1964).
- Buffalo won their 9th consecutive game vs. an AFC East opponent (one shy of tying a team record).

### BILLS STATISTICS

#### RUSHING

D.Singleterary 7-43-1TD, M.Breida 3-28-1TD, Z.Moss 7-27-1TD, E.Sanders 1-24, I.McKenzie 2-17-1TD, J.Allen 2-3, D.Webb 2-(-3)

#### RECEIVING

S.Diggs 8-162-1TD, G.Davis 3-105, M.Breida 3-22-1TD, E.Sanders 2-27, C.Beasley 2-15, D.Knox 1-17, I.McKenzie 1-12, D.Singleterary 1-6

#### PASSING

J.Allen 21-28-366-2 TD-1 INT-125.6 QB Rating

#### DEFENSE

Sacks: E.Obada 1  
Interceptions: L.Wallace 1, T.Johnson 1, T.White 1, J.Poyer 1

#### FIELD GOALS

T.Bass (29)

Referee: Scott Novak

Weather: 48 degrees, overcast, winds S 6 mph

CBS Sports: Spero Dedes, Jay Feely

Kickoff: 1:02 pm Length of game: 3:20



# COLTS 41, BILLS 15

## SUNDAY, NOVEMBER 21, 2021 - HIGHMARK STADIUM



Stefon Diggs

### TEAM STATISTICS

BUF		IND
19	First Downs	28
307	Net Yards Gained	370
13/91	Rushes/Yards	46/264
216	Net Yards Passing	106
40/24/3	Att/Comp/INT	20/11/0
1/12	Sacked/Yards Lost	0/0
1/55.0	Punts/Average	1/31.0
2/1	Fumbles/Lost	1/0
7/56	Penalties/Yards	3/30
22:13	Time of Possession	37:47
5-10	3rd Down Efficiency	8-12
4	Turnovers	0

### COLTS STATISTICS

#### RUSHING

J.Taylor 32-185-4TD, N.Hines 4-31, C.Wentz 2-18, D.Jackson 6-12, Z.Pascal 1-9, S.Ehlinger 1-9

#### RECEIVING

J.Doyle 3-30, J.Taylor 3-19-1TD, T.Hilton 2-26, M.Pittman 2-23, K.Granson 1-8

#### PASSING

C.Wentz 11-20-106-1 TD-0 INT-86.7 QB Rating

#### DEFENSE

Sacks: K.Paye 1

Interceptions: G.Odom 1, K.Moore 1, Z.Franklin 1

#### FIELD GOALS

M.Badgley (36) (35)

### SCORING RECAP

	1st	2nd	3rd	4th	Pts
Indianapolis	14	10	14	3	41
Buffalo	0	7	0	8	15

- IND - J.Taylor 3 yd. run (M.Badgley kick) (11-65, 6:05)
- IND - J.Taylor 23 yd. pass from C.Wentz (M.Badgley kick) (5-57, 2:20)
- BUF - S.Diggs 6 yd. pass from J.Allen (T.Bass kick) (11-73, 5:54)
- IND - M.Badgley 36 yd. Field Goal (15-58, 8:32)
- IND - J.Taylor 2 yd. run (M.Badgley kick) (1-2, 0:04)
- IND - J.Taylor 10 yd. run (M.Badgley kick) (5-61, 2:46)
- IND - J.Taylor 1 yd. run (M.Badgley kick) (6-24, 3:31)
- BUF - S.Diggs 9 yd. pass from J.Allen (J.Allen run) (10-77, 3:16)
- IND - M.Badgley 35 yd. Field Goal (10-63, 6:19)

### NOTES

- This marked the first game in NFL history to finish with a 41-15 score.
- Colts RB Jonathan Taylor became the first player in NFL history to score 5 TDs in a game vs. Buffalo.
- WR Stefon Diggs recorded his 7th career multi-touchdown game and his 2nd as a member of the Bills.
- TE Dawson Knox registered a career single-game best of 6 receptions.

### BILLS STATISTICS

#### RUSHING

M.Breida 5-51, J.Allen 2-18, D.Singletary 3-17, Z.Moss 3-5

#### RECEIVING

D.Knox 6-80, S.Diggs 4-23-2TD, C.Beasley 4-23, E.Sanders 3-26, D.Singletary 3-26, G.Davis 2-27, M.Breida 1-16, R.Gilliam 1-7

#### PASSING

J.Allen 21-35-209-2 TD-2 INT-72.2 QB Rating  
M.Trubisky 3-5-19-0 TD-1 INT-28.3

#### DEFENSE

Sacks: None

Interceptions: None

#### FIELD GOALS

T.Bass 57RU, 49WL

Referee: Brad Rogers

Weather: 49 degrees, cloudy, rain, winds SSW 15 mph

CBS Sports: Kevin Harlan, Trent Green, Melanie Collins

Kickoff: 1:02 pm Length of game: 2:58



# BILLS 31, SAINTS 6

## THURSDAY, NOVEMBER 25, 2021 - CAESARS SUPERDOME



**Dawson Knox**

### TEAM STATISTICS

BUF		NO
21	First Downs	12
361	Net Yards Gained	190
32/113	Rushes/Yards	25/44
248	Net Yards Passing	146
28/23/2	Att/Comp/INT	30/17/1
2/12	Sacked/Yards Lost	2/17
3/42.3	Punts/Average	5/47.0
1/0	Fumbles/Lost	0/0
4/35	Penalties/Yards	4/24
34:38	Time of Possession	25:22
8-13	3rd Down Efficiency	5-14
2	Turnovers	1

### COLTS STATISTICS

#### RUSHING

T.Jones 16-27, T.Montgomery 6-14, T.Siemian 3-3

#### RECEIVING

T.Montgomery 5-31, T.Smith 4-31, L.Humphrey 3-47, M.Callaway 2-24, N.Vannett 1-11-1TD, A.Prentice 1-10, D.Harris 1-9

#### PASSING

T.Siemian 17-29-163-1 TD-1 INT-71.5 QB Rating  
B.Gillikin 0-1-0-0 TD-0 INT-39.6 QB Rating

#### DEFENSE

Sacks: C.Granderson 1, K.Elliss 1  
Interceptions: K.Alexander 1, B.Roby 1

#### FIELD GOALS

None attempted

### SCORING RECAP

	1st	2nd	3rd	4th	Pts
Buffalo	7	3	14	7	31
New Orleans	0	0	0	6	6

- BUF - D.Knox 7 yd. pass from J.Allen (T.Bass kick) (10-65, 5:54)
- BUF - T.Bass 34 yd. Field Goal (7-38, 4:00)
- BUF - S.Diggs 5 yd. pass from J.Allen (T.Bass kick) (11-75, 6:12)
- BUF - D.Knox 24 yd. pass from J.Allen (T.Bass kick) (5-53, 2:51)
- NO - N.Vannett 11 yd. pass from T.Siemian (pass failed) (10-75, 4:25)
- BUF - M.Breida 23 yd. pass from J.Allen (T.Bass kick) (4-51, 2:25)

### NOTES

- The Bills held the Saints to just 1.8 yards per carry (25-44), lowest by an opponent in a game with 25+ carries since November 16, 2003 vs. Houston (1.2).
- QB Josh Allen surpassed the 3,000-yard passing plateau for the season, joining Jim Kelly (5) and Ryan Fitzpatrick (3) as the only Bills QBs to do so in three consecutive seasons.
- Allen's 82.1 completion percentage tied for the 4th highest by a Bills QB in a single game.
- TE Dawson Knox broke the franchise record for most touchdown catches in a season.
- The Bills became the first team to ever defeat the Saints on Thanksgiving (3-0 coming into the game).

### BILLS STATISTICS

#### RUSHING

D.Singletery 15-44, J.Allen 8-43, M.Breida 9-26

#### RECEIVING

S.Diggs 7-74-1TD, C.Beasley 5-46, D.Knox 3-32-2TD, E.Sanders 3-28, G.Davis 2-47, M.Breida 2-29-1TD, D.Singletery 1-4

#### PASSING

J.Allen 23-28-260-4 TD-2 INT-115.2 QB Rating

#### DEFENSE

Sacks: M.Addison 1, E.Oliver 0.5, E.Obada 0.5  
Interceptions: J.Poyer 1

#### FIELD GOALS

T.Bass (34)

Referee: Brad Allen

Weather: Indoors

NBC Sports: Mike Tirico, Drew Brees, Michele Tafoya

Kickoff: 8:28 pm

Length of game: 2:49



# PATRIOTS 14, BILLS 10

## MONDAY, DECEMBER 6, 2021 - HIGHMARK STADIUM



Siran Neal

### TEAM STATISTICS

BUF		NE
16	First Downs	11
230	Net Yards Gained	241
25/99	Rushes/Yards	46/222
131	Net Yards Passing	19
30/15/0	Att/Comp/INT	3/2/0
2/14	Sacked/Yards Lost	0/0
5/46.6	Punts/Average	6/42.0
1/1	Fumbles/Lost	2/1
3/20	Penalties/Yards	6/47
27:59	Time of Possession	32:01
4-13	3rd Down Efficiency	2-12
1	Turnovers	1

### PATRIOTS STATISTICS

#### RUSHING

D.Harris 10-111-1TD, R.Stevenson 24-78, B.Bolden 4-28, N.Agholor 1-6, K.Bourne 1-3, J.Smith 1-(-1), M.Jones 5-(-3)

#### RECEIVING

J.Smith 1-12, B.Bolden 1-7

#### PASSING

M.Jones 2-3-19-0 TD-0 INT-84.0 QB Rating

#### DEFENSE

Sacks: M.Judon 1, D.Ekualie 1  
Interceptions: None

#### FIELD GOALS

N.Folk (41) (34)

### SCORING RECAP

	1st	2nd	3rd	4th	Pts
New England	8	3	0	3	14
Buffalo	7	0	3	0	10

- NE - D.Harris 64 yd. run (B.Bolden run) (3-69, 1:37)
- BUF - G.Davis 14 yd. pass from J.Allen (T.Bass kick) (1-14, 0:05)
- NE - N.Folk 41 yd. Field Goal (9-52, 5:34)
- BUF - T.Bass 35 yd. Field Goal (8-46, 2:40)
- NE - N.Folk 34 yd. Field Goal (14-59, 8:34)

### NOTES

- WR Cole Beasley extended his receiving streak to 93 straight games, including 42 consecutive outings with the Bills.
- K Tyler Bass' field goal was the 49th of his Bills career, moving him to 7th place on the team's all-time list.
- WR Gabriel Davis became the 35th player in Bills history with 10 career touchdown catches.
- Siran Neal recovered a fumble after a Patriots muffed punt. It was the first fumble recovery of his career.
- The Patriots 19 passing yards were the 6th fewest ever posted by a Bills opponent and the fewest since -3 allowed to Cleveland in 2004.

### BILLS STATISTICS

#### RUSHING

J.Allen 6-39, D.Singletery 10-36, Z.Moss 8-21, M.Breida 1-3

#### RECEIVING

S.Diggs 4-51, E.Sanders 3-22, G.Davis 2-30, D.Knox 2-14, Z.Moss 2-12, C.Beasley 1-11, M.Breida 1-5

#### PASSING

J.Allen 15-30-145-1 TD-0 INT-75.0 QB Rating

#### DEFENSE

Sacks: None  
Interceptions: None

#### FIELD GOALS

T.Bass (35) 33WR

Referee: Bill Vinovich

Weather: 36 degrees, windy, cloudy, winds W 27 mph

ESPN: Steve Levy, Louis Riddick, Brian Griese, Lisa Salters

Kickoff: 8:15 pm Length of game: 2:55





# BUCCANEERS 33, BILLS 27 (OT)

## SUNDAY, DECEMBER 12, 2021 - RAYMOND JAMES STADIUM



**Josh Allen**

### TEAM STATISTICS

BUF		TB
27	First Downs	26
466	Net Yards Gained	488
19/173	Rushes/Yards	29/137
293	Net Yards Passing	351
54/36/1	Att/Comp/INT	46/31/0
3/15	Sacked/Yards Lost	2/12
6/47.7	Punts/Average	5/39.2
0/0	Fumbles/Lost	1/0
7/65	Penalties/Yards	4/24
32:21	Time of Possession	32:08
2-13	3rd Down Efficiency	8-16
0	Turnovers	1

### BUCCANEERS STATISTICS

#### RUSHING

L.Fournette 19-113-1TD, T.Brady 7-16, R.Jones 3-8

#### RECEIVING

C.Godwin 10-105, M.Evans 6-91-1TD, R.Gronkowski 5-62, L.Fournette 4-19, T.Johnson 3-17, C.Brake 2-11, B.Perriman 1-58-1TD

#### PASSING

T.Brady 31-46-363-2 TD-0 INT-105.6 QB Rating

#### DEFENSE

Sacks: D.White 1.5, S.Barrett 1.5  
Interceptions: R.Sherman 1

#### FIELD GOALS

R.Succop (23) (24)

### SCORING RECAP

	1st	2nd	3rd	4th	OT	Pts
Buffalo	0	3	7	17	0	27
Tampa Bay	7	17	0	3	6	33

- TB - L.Fournette 47 yd. run (R.Succop kick) (5-67, 1:42)
- TB - R.Succop 23 yd. FG (15-80, 6:43)
- BUF - T.Bass 21 yd. FG (7-72, 4:08)
- TB - M.Evans 13 yd. pass from T.Brady (R.Succop kick) (7-75, 2:17)
- TB - T.Brady 1 yd. run (R.Succop kick) (10-72, 2:43)
- BUF - J.Allen 18 yd. run (T.Bass kick) (9-81, 3:40)
- TB - R.Succop 24 yd. FG (11-84, 5:51)
- BUF - D.Knox 15 yd. pass from J.Allen (T.Bass kick) (5-75, 2:13)
- BUF - G.Davis 4 yd. pass from J.Allen (T.Bass kick) (9-46, 3:15)
- BUF - T.Bass 25 yd. FG (14-70, 2:43)
- TB - B.Perriman 58. yd. pass from T.Brady (6-94, 3:17)

### NOTES

- QB Josh Allen became the 4th player in NFL history with 100+ rushing yards & 300+ passing yards in a game, joining Russell Wilson at STL (10/19/14), Cam Newton at NYG (12/20/15) and Lamar Jackson vs. TEN (1/11/20).
- Allen's 100-yard rushing game was the 3rd of his career.
- WR Stefon Diggs and WR Cole Beasley became the first pair of Bills to post 70+ catches in consecutive seasons.
- With 9 points, K Tyler Bass surpassed the 100-point mark in his first two NFL campaigns.

### BILLS STATISTICS

#### RUSHING

J.Allen 12-109-1TD, D.Singletery 4-52, M.Breida 3-12

#### RECEIVING

C.Beasley 9-64, S.Diggs 7-74, D.Knox 7-60-1TD, D.Singletery 6-37, G.Davis 5-43-1TD, E.Sanders 1-25, I.McKenzie 1-5

#### PASSING

J.Allen 36-54-308-2 TD-1 INT-86.0 QB Rating

#### DEFENSE

Sacks: E.Ankou 1, M.Milano 1  
Interceptions: None

#### FIELD GOALS

T.Bass (21) (25)



# BILLS 31, PANTHERS 14

SUNDAY, DECEMBER 19, 2021 - HIGHMARK STADIUM



Efe Obada

## TEAM STATISTICS

BUF		CAR
21	First Downs	19
312	Net Yards Gained	275
27/119	Rushes/Yards	29/151
193	Net Yards Passing	124
34/19/1	Att/Comp/INT	38/18/1
4/17	Sacked/Yards Lost	4/32
5/37.6	Punts/Average	4/45.5
1/0	Fumbles/Lost	2/0
8/67	Penalties/Yards	5/55
28:35	Time of Possession	31:25
6-14	3rd Down Efficiency	7-17
1	Turnovers	1

## PANTHERS STATISTICS

### RUSHING

C.Newton 15-71-1TD, C.Hubbard 8-40, R.Anderson 2-33, A.Abdullah 4-7

### RECEIVING

DJ Moore 6-48, A.Abdullah 4-48-1TD, R.Anderson 3-29, B.Zylstra 2-17, T.Tremble 1-8, I.Thomas 1-5, C.Hubbard 1-1

### PASSING

C.Newton 18-38-156-1 TD-1 INT-56.5 QB Rating

### DEFENSE

Sacks: Y.Gross-Matos 2.5, B.Burns 1, H.Reddick 0.5  
Interceptions: J.Chinn 1

### FIELD GOALS

None

## SCORING RECAP

	1st	2nd	3rd	4th	Pts
Carolina	0	8	0	6	14
Buffalo	0	17	7	7	31

- BUF - D.Singletery 16 yd. run (T.Bass kick) (6-50, 2:48)
- BUF - S.Diggs 11 yd. pass from J.Allen (T.Bass kick) (5-57, 2:36)
- CAR - C.Newton 4 yd. run (C.Newton-DJ Moore pass) (3-37, 0:57)
- BUF - T.Bass 26 yd. Field Goal (11-63, 1:48)
- BUF - G.Davis 20 yd. pass from J.Allen (T.Bass kick) (10-74, 3:42)
- CAR - A.Abdullah 23 yd. pass from C.Newton (run failed) (4-43, 1:22)
- BUF - G.Davis 14 yd. pass from J.Allen (T.Bass kick) (9-46, 4:04)

## NOTES

- DE Efe Obada collected a career-high 2 sacks vs. his former team.
- WR Gabriel Davis tallied a career-high 2 touchdown receptions.
- QB Josh Allen reached the 30-touchdown plateau for the 2nd consecutive season, the first player in franchise history to do so.
- RB Devin Singletary carried the ball a career-high 22 times, including a touchdown run of 16 yards to start the scoring.
- The halftime score of 17-8 was the first in NFL history.

## BILLS STATISTICS

### RUSHING

D.Singletery 22-86-1TD, J.Allen 3-24, I.McKenzie 1-8, M.Breida 1-1

### RECEIVING

G.Davis 5-85-2TD, D.Knox 4-38, C.Beasley 4-35, S.Diggs 4-35-1TD, D.Singletery 1-10, I.McKenzie 1-7

### PASSING

J.Allen 19-34-210-3 TD-1 INT-91.5 QB Rating

### DEFENSE

Sacks: E.Obada 2, T.Johnson 1, S.Lotulelei 1  
Interceptions: A.Klein 1

### FIELD GOALS

T.Bass (26)

Referee: Clete Blakeman

Weather: 29 degrees, cloudy, winds NNW 8 mph

FOX Sports: Kenny Albert, Jonathan Vilma, Lindsay Czarniak

Kickoff: 1:02 pm Length of game: 3:11



# BILLS 33, PATRIOTS 21

## SUNDAY, DECEMBER 26, 2021 - GILLETTE STADIUM



**Josh Allen**

### TEAM STATISTICS

BUF		NE
28	First Downs	20
428	Net Yards Gained	288
28/114	Rushes/Yards	27/149
314	Net Yards Passing	139
47/30/0	Att/Comp/INT	32/14/2
0/0	Sacked/Yards Lost	1/6
0/0.0	Punts/Average	3/52.7
0/0	Fumbles/Lost	1/0
5/45	Penalties/Yards	3/30
35:09	Time of Possession	24:51
6-12	3rd Down Efficiency	1-10
0	Turnovers	2

### PATRIOTS STATISTICS

#### RUSHING

D.Harris 18-103-3TD, M.Jones 6-33, G.Olszewski 1-9, B.Bolden 2-4

#### RECEIVING

J.Meyers 6-59, K.Bourne 2-33, B.Bolden 2-20, N.Harry 2-15, H.Henry 1-9, J.Johnson 1-9

#### PASSING

M.Jones 14-32-145-0 TD-2 INT-31.4 QB Rating

#### DEFENSE

Sacks: None  
Interceptions: None

#### FIELD GOALS

None

### SCORING RECAP

	1st	2nd	3rd	4th	Pts
Buffalo	7	10	3	13	33
New England	0	7	7	7	21

- BUF - I.McKenzie 3 yd. pass from J.Allen (T.Bass kick) (13-61, 6:57)
- NE - D.Harris 16 yd. run (N.Folk kick) (13-75, 7:09)
- BUF - T.Bass 25 yd. Field Goal (10-68, 5:27)
- BUF - S.Diggs 12 yd. pass from J.Allen (T.Bass kick) (7-42, 1:25)
- BUF - T.Bass 34 yd. Field Goal (14-64, 5:58)
- NE - D.Harris 1 yd. run (N.Folk kick) (14-75, 7:21)
- BUF - D.Singletery 2 yd. run (pass failed) (9-66, 4:59)
- NE - D.Harris 8 yd. run (N.Folk kick) (10-75, 4:05)
- BUF - D.Knox 2 yd. pass from J.Allen (T.Bass kick) (13-75, 5:07)

### NOTES

- The Bills became the first team to win at New England in back-to-back seasons since Indianapolis (2005-06) and the first to do so by a double digit margin since Denver (1995-96).
- The Bills became the first team with 0 punts in game against a Bill Belichick coached team (474 games, including playoffs).
- QB Josh Allen joined Peyton Manning (3 times) as the only players with multiple 3 passing TD games at New England under Belichick (since 2000).

### BILLS STATISTICS

#### RUSHING

J.Allen 12-64, D.Singletery 12-39-1TD, Z.Moss 3-12, I.McKenzie 1(-1)

#### RECEIVING

I.McKenzie 11-125-1TD, S.Diggs 7-85-1TD, D.Singletery 5-39, E.Sanders 2-20, D.Knox 2-11-1TD, J.Kumerow 1-13, Z.Moss 1-13, R.Gilliam 1-8

#### PASSING

J.Allen 30-47-314-3 TD-0 INT-104.4 QB Rating

#### DEFENSE

Sacks: E.Oliver 1  
Interceptions: M.Hyde 2

#### FIELD GOALS

T.Bass (25) (34)

Referee: Shawn Smith

Weather: 37 degrees, cloudy, winds NW 11 mph

CBS Sports: Ian Eagle, Charles Davis, Evan Washburn

Kickoff: 1:02 pm Length of game: 3:13



# BILLS 29, FALCONS 15

## SUNDAY, JANUARY 2, 2022 - HIGHMARK STADIUM



**Devin Singletary**

### SCORING RECAP

	1st	2nd	3rd	4th	Pts
<b>Atlanta</b>	2	13	0	0	15
<b>Buffalo</b>	14	0	8	7	29

- ATL - J.Kumerow tackled in end zone for a Safety
- BUF - J.Allen 1 yd. run (T.Bass kick) (15-69, 6:10)
- BUF - J.Allen 4 yd. run (T.Bass kick) (6-18, 1:52)
- ATL - Y.Koo 28 yd. Field Goal (10-65, 5:27)
- ATL - M.Davis 1 yd. run (Y.Koo kick) (5-80, 1:32)
- ATL - Y.Koo 24 yd. Field Goal (7-50, 1:06)
- BUF - D.Singletary 6 yd. run (J.Allen-C.Beasley pass) (11-80, 6:36)
- BUF - D.Singletary 4 yd. run (T.Bass kick) (12-65, 7:18)

### TEAM STATISTICS

BUF		ATL
28	First Downs	18
351	Net Yards Gained	265
44/233	Rushes/Yards	22/96
118	Net Yards Passing	169
26/11/3	Att/Comp/INT	23/13/0
1/2	Sacked/Yards Lost	5/28
0/0.0	Punts/Average	4/39.8
1/0	Fumbles/Lost	1/1
7/47	Penalties/Yards	4/27
36:07	Time of Possession	23:53
7-12	3rd Down Efficiency	1-7
3	Turnovers	1

### NOTES

- The Bills clinched a playoff berth for the 4th time in the first five years of head coach Sean McDermott's tenure in Buffalo. He joins Marv Levy as the only coaches to do so in Bills history.
- The Bills 233 yards rushing were the 2nd most by the Bills in McDermott's tenure (since 2017).
- Josh Allen and Devin Singletary became the first pair of Bills teammates to each record 2 rushing touchdowns in a game since Terry Miller and Curtis Brown (11/26/78 vs. NY Giants).
- The Bills did not punt in their 2nd consecutive game for the first time in the NFL since the 2004 Pittsburgh Steelers.

### FALCONS STATISTICS

#### RUSHING

M.Davis 8-42-1TD, C.Patterson 9-28, Q.Ollison 3-19, M.Ryan 2-7

#### RECEIVING

R.Gage 3-50, P.Hesse 3-31, K.Pitts 2-69, C.Patterson 2-24, O.Zaccheaus 2-8, M.Davis 1-15

#### PASSING

M.Ryan 13-23-197-0 TD-0 INT-84.9 QB Rating

#### DEFENSE

Sacks: A.Terrell 1

Interceptions: F.Oluokun 1, A.Terrell 1, D.Harmon 1

#### FIELD GOALS

Y.Koo (28) (24)

### BILLS STATISTICS

#### RUSHING

D.Singletary 23-110-2TD, J.Allen 15-81-2TD, Z.Moss 5-39, I.McKenzie 1-3

#### RECEIVING

S.Diggs 5-52, G.Davis 3-40, C.Beasley 2-22, I.McKenzie 1-6

#### PASSING

J.Allen 11-26-120-0 TD-3 INT-17.0 QB Rating

#### DEFENSE

Sacks: E.Oliver 1, T.Johnson 1, H.Phillips 1, M.Addison 1, G.Rousseau 1

Interceptions: None

#### FIELD GOALS

None



# BILLS 27, JETS 10

## SUNDAY, JANUARY 9, 2022 - HIGHMARK STADIUM



**Jordan Poyer**

### TEAM STATISTICS

BUF		NYJ
25	First Downs	4
424	Net Yards Gained	53
33/170	Rushes/Yards	17/48
5	Net Yards Passing	254
46/25/0	Att/Comp/INT	20/7/0
0/0	Sacked/Yards Lost	9/82
7/33.9	Punts/Average	11/45.2
3/0	Fumbles/Lost	1/0
4/40	Penalties/Yards	4/27
37:00	Time of Possession	23:00
8-18	3rd Down Efficiency	1-14
0	Turnovers	0

### JETS STATISTICS

#### RUSHING

Z.Wilson 2-24, M.Carter 9-19, T.Coleman 5-6, T.Johnson 1-(-1)

#### RECEIVING

K.Cole 3-54, J.Crowder 1-16, T.Black 1-10, T.Kroft 1-5, J.Smith 1-2

#### PASSING

Z.Wilson 7-20-87-1 TD-0 INT-66.0 QB Rating

#### DEFENSE

Sacks: None

Interceptions: None

#### FIELD GOALS

E.Pineiro (49)

### SCORING RECAP

	1st	2nd	3rd	4th	Pts
NY Jets	0	7	3	0	10
Buffalo	10	3	0	14	27

- BUF - S.Diggs 10 yd. pass from J.Allen (T.Bass kick) (7-75, 4:18)
- BUF - T.Bass 41 yd. Field Goal (13-70, 6:29)
- NYJ - K.Cole 40 yd. pass from Z.Wilson (E.Pineiro kick) (4-45, 1:31)
- BUF - T.Bass 21 yd. Field Goal (10-81, 1:39)
- NYJ - E.Pineiro 49 yd. Field Goal (4--9, 1:31)
- BUF - D.Singletary 1 yd. run (T.Bass kick) (7-51, 4:12)
- BUF - D.Singletary 5 yd. pass from J.Allen (T.Bass kick) (7-48, 3:31)

### NOTES

- The Bills captured consecutive AFC East division titles for 3rd time in team history and the first since 1998-91.
- S Jordan Poyer had a career-high 2 sacks to pace the Bills with 9 total sacks, their most in a game since 10 in 2011 vs. Washington.
- The Bills defense allowed 4 first downs, the fewest allowed in franchise history and the fewest allowed by an NFL team since 2008 (The Falcons allowed 3 first downs to the Raiders).
- DE Jerry Hughes moved past Cornelius Bennett (52.5) and into 4th place on the Bills all-time sack list.

### BILLS STATISTICS

#### RUSHING

D.Singletary 19-88-1TD, J.Allen 5-63, I.McKenzie 1-10, Z.Moss 5-8, D.Knox 0-4, M.Trubisky 3-(-3)

#### RECEIVING

S.Diggs 9-81-1TD, C.Beasley 4-31, D.Knox 3-49, G.Davis 3-39, D.Singletary 2-24, Z.Moss 2-6, J.Kumerow 1-15, I.McKenzie 1-9

#### PASSING

J.Allen 24-45-239-2 TD-0 INT-83.5 QB Rating  
M.Trubisky 1-1-15-0 TD-0 INT-118.8 QB Rating

#### DEFENSE

Sacks: M.Addison 2, J.Poyer 2, E.Oliver 1.5, M.Milano 1, A.Epenesa 1, B.Basham 1, J.Hughes 0.5  
Interceptions: None

#### FIELD GOALS

T.Bass (41) (21)

Referee: John Hussey

Weather: 34 degrees, cloudy, winds W 21 mph

CBS Sports: Kevin Harlan, Trent Green, Melanie Collins

Kickoff: 4:26 pm Length of game: 3:11



# BILLS 47, PATRIOTS 17

SATURDAY, JANUARY 15, 2022 - HIGHMARK STADIUM

## AFC SUPER WILD CARD



Josh Allen

## TEAM STATISTICS

BUF		NE
29	First Downs	20
482	Net Yards Gained	305
29/174	Rushes/Yards	20/89
308	Net Yards Passing	216
25/21/0	Att/Comp/INT	38/24/2
0/0	Sacked/Yards Lost	3/16
0/0	Punts/Average	3/47.3
0/0	Fumbles/Lost	0/0
3/47	Penalties/Yards	5/34
31:25	Time of Possession	28:35
6-7	3rd Down Efficiency	7-14
0	Turnovers	2

## PATRIOTS STATISTICS

### RUSHING

D.Harris 9-30, R.Stevenson 8-27, M.Jones 2-18, K.Bourne 1-14

### RECEIVING

K.Bourne 7-77-2TD, J.Meyers 6-40, R.Stevenson 4-33, B.Bolden 4-27, H.Henry 1-30, N.Agholor 1-18, D.Harris 1-7

### PASSING

M.Jones 24-38-232-2 TD-2 INT-75.8 QB Rating

### DEFENSE

Sacks: None ... Interceptions: None

### FIELD GOALS

N.Folk (44)

## SCORING RECAP

	1st	2nd	3rd	4th	Pts
New England	0	3	7	7	17
Buffalo	14	13	6	14	47

- BUF - D.Knox 8 yd. pass from J.Allen (T.Bass kick) (9-70, 5:15)
- BUF - D.Knox 11 yd. pass from J.Allen (T.Bass kick) (10-80, 5:00)
- BUF - D.Singletery 3 yd. run (kick blocked) (10-81, 6:03)
- BUF - D.Singletery 16 yd. run (T.Bass kick) (4-89, 1:51)
- NE - N.Folk 44 yd. Field Goal (10-49, 1:52)
- BUF - E.Sanders 34 yd. pass from J.Allen (kick blocked) (6-58, 4:05)
- NE - K.Bourne 3 yd. pass from M.Jones (N.Folk kick) (11-75, 4:36)
- BUF - G.Davis 19 yd. pass from J.Allen (T.Bass kick) (9-77, 5:50)
- BUF - T.Doyle 1 yd. pass from J.Allen (T.Bass kick) (3-39, 1:36)
- NE - K.Bourne 4 yd. pass from M.Jones (N.Folk kick) (15-73, 6:53)

## NOTES

- QB Josh Allen became the first player in NFL history with 5 passing TDs, an 80% completion percentage & and 50+ rush yards.
- The Bills became the first team in NFL history (regular season or playoffs) to not attempt a field goal, punt or commit a turnover in a single game.

## BILLS STATISTICS

### RUSHING

D.Singletery 16-81-2TD, J.Allen 6-66, I.McKenzie 3-29, Z.Moss 1-0, M.Trubisky 3-(-2)

### RECEIVING

D.Knox 5-89-2TD, S.Diggs 3-60, I.McKenzie 3-45, D.Singletery 3-13, G.Davis 2-41-1TD, E.Sanders 2-36-1TD, C.Beasley 1-19, R.Gilliam 1-4, T.Doyle 1-1-1TD

### PASSING

J.Allen 21-25-308-5 TD-0 INT-157.6 QB Rating

### DEFENSE

Sacks: B.Basham 1, J.Hughes 1, S.Lotulelei 1  
Interceptions: M.Hyde 1, L.Wallace 1

### FIELD GOALS

None

Referee: Brad Allen

Weather: 7 degrees, winds ENE 7 mph

CBS Sports: Ian Eagle, Charles Davis, Evan Washburn

Kickoff: 8:15 pm Length of game: 2:56



# CHIEFS 42, BILLS 36 (OT)

## SUNDAY, JANUARY 23, 2022 - ARROWHEAD STADIUM

### AFC DIVISIONAL PLAYOFF GAME



**Gabriel Davis**

### TEAM STATISTICS

BUF		KC
23	First Downs	30
422	Net Yards Gained	552
24/109	Rushes/Yards	27/182
313	Net Yards Passing	370
37/27/0	Att/Comp/INT	44/33/0
2/16	Sacked/Yards Lost	2/8
4/43.8	Punts/Average	2/44.0
1/0	Fumbles/Lost	1/0
3/15	Penalties/Yards	1/10
27:37	Time of Possession	36:38
6-14	3rd Down Efficiency	8-13
0	Turnovers	0

### CHIEFS STATISTICS

#### RUSHING

P.Mahomes 7-69-1TD, C.Edwards-Helaire 7-60, M.Hardman 2-31-1TD, J.McKinnon 10-24, T.Hill 1-(-2)

#### RECEIVING

T.Hill 11-150-1TD, T.Kelce 8-96-1TD, J.McKinnon 5-54, B.Pringle 5-29-1TD, N.Gray 2-14, M.Hardman 1-26, C.Edwards-Helaire 1-9

#### PASSING

P.Mahomes 33-44-378-3 TD-0 INT-123.1 QB Rating

#### DEFENSE

Sacks: J.Reed 1, M.Ingram 1 ... Interceptions: None

#### FIELD GOALS

H.Butker 50RU (39) (28) (49)

### SCORING RECAP

	1st	2nd	3rd	4th	OT	Pts
Buffalo	7	7	7	15	0	36
Kansas City	7	7	9	13	6	42

- BUF - D.Singletery 1 yd. run (T.Bass kick) (13-71, 6:57) (8-75, 4:15) (8-75, 4:15)
- KC - P.Mahomes 8 yd. run (H.Butker kick) (11-74, 5:37)
- KC - B.Pringle 2 yd. pass from P.Mahomes (H.Butker kick) (12-86, 6:51)
- BUF - G.Davis 18 yd. pass from J.Allen (T.Bass kick) (7-75, 1:15)
- KC - H.Butker 39 yd. Field Goal (13-54, 7:59)
- KC - M.Hardman 25 yd. run (kick failed, hlu) (5-61, 2:43)
- BUF - G.Davis 75 yd. pass from J.Allen (T.Bass kick) (1-75, 0:10)
- KC - H.Butker 28 yd. Field Goal (4-6, 2:33)
- BUF - G.Davis 27 yd. pass from J.Allen (J.Allen-S.Diggs pass) (17-75, 7:01)
- KC - T.Hill 64 yd. pass from P.Mahomes (H.Butker kick) (5-75, 0:52)
- BUF - G.Davis 19 yd. pass from J.Allen (T.Bass kick) (6-75, 0:49)
- KC - H.Butker 49 yd. Field Goal (3-44, 0:13)
- KC - T.Kelce 8 yd. pass from P.Mahomes

### NOTES

- WR Gabriel Davis became the first player in NFL history to record 4 touchdown catches in a playoff game.
- QB Josh Allen became the first player in NFL history to throw 2 touchdown passes in the final two minutes of regulation time of a postseason game.

### BILLS STATISTICS

#### RUSHING

J.Allen 11-68, D.Singletery 10-26-1TD, I.McKenzie 3-15

#### RECEIVING

G.Davis 8-201-4TD, C.Beasley 6-60, D.Singletery 4-25, S.Diggs 3-7, D.Knox 2-9, R.Gilliam 2-8, E.Sanders 1-16, I.McKenzie 1-3

#### PASSING

J.Allen 27-37-329-4 TD-0 INT-136.0 QB Rating

#### DEFENSE

Sacks: T.Johnson 1, E.Oliver 1  
Interceptions: None

#### FIELD GOALS

None

Referee: John Hussey

Weather: 37 degrees, winds WSW 3 mph

CBS Sports: Jim Nantz, Tony Romo, Tracy Wolfson, Jay Feely

Kickoff: 6:40 pm Length of game: 3:15

# HISTORY



OFFICIAL MEDIA GUIDE





# ALL-TIME REGULAR SEASON SERVICE

## MOST SEASONS PLAYED

Rank	No.	Name
1.	15	WR Andre Reed (1985-99) DE Bruce Smith (1985-99)
2.	14	G Jim Ritcher (1980-93)
4.	13	OL Joe Devlin (1976-82, 1984-89) P Brian Moorman (2001-13) DT Kyle Williams (2006-2018)

## MOST REGULAR SEASON GAMES

Rank	Games	Name
1.	221	WR Andre Reed (1985-99)
2.	217	DE Bruce Smith (1985-99)
3.	203	G Jim Ritcher (1980-93)
4.	191	OL Joe Devlin (1976-82, 1984-89)
5.	190	P Brian Moorman (2001-13)
6.	188	LB Darryl Talley (1983-1994)
7.	183	DT Kyle Williams (2006-2018)
8.	178	S Steve Freeman (1975-1986)
9.	173	LB Mike Pike (1987-1998)
	173	RB Thurman Thomas (1988-1999)

## MOST GAMES PLAYED BY POSITION

### QUARTERBACKS

Rank	Games	Name
1.	164	QB Joe Ferguson (1973-84)
2.	160	QB Jim Kelly (1986-1996)
3.	93	QB Frank Reich (1985-94)

### OFFENSIVE LINEMAN

Rank	Games	Name
1.	203	G Jim Ritcher (1980-93)
2.	191	OL Joe Devlin (1976-82, 1984-89)
3.	170	C Kent Hull (1986-1996)

### WIDE RECEIVERS/TIGHT ENDS

Rank	Games	Name
1.	221	WR Andre Reed (1985-99)
2.	160	WR Steve Tasker (1986-97)
3.	156	TE Pete Metzelaars (1985-1994)

### RUNNING BACKS

Rank	Games	Name
1.	173	RB Thurman Thomas (1988-99)
2.	112	RB O.J. Simpson (1969-77)
3.	106	RB Fred Jackson (2007-14)

### DEFENSIVE LINEMAN

Rank	Games	Name
1.	217	DE Bruce Smith (1985-99)
2.	183	DT Kyle Williams (2006-2018)
3.	162	NT Fred Smerlas (1979-89)

### LINEBACKERS

Rank	Games	Name
1.	188	LB Darryl Talley (1983-1994)
2.	173	LB Mark Pike (1987-1998)
3.	142	LB Mike Stratton (1962-1972)

### SECONDARY

Rank	Games	Name
1.	178	DB Steve Freeman (1975-86)
2.	151	DB Charles Romes (1977-86)
3.	144	DB Henry Jones (1991-00)

### SPECIALISTS

Rank	Games	Name
1.	190	P Brian Moorman (2001-13)
2.	159	P Chris Mohr (1991-2000)
3.	152	K Rian Lindell (2003-12)



# ALL-TIME REGULAR SEASON SCORING

## ALL-TIME LEADING SCORERS

Rank	Points	Player
1.	1,011	K Steve Christie (1992-2000)
2.	980	K Rian Lindell (2003-12)
3.	670	K Scott Norwood (1985-91)
4.	522	RB Thurman Thomas (1988-99) WR Andre Reed (1985-99)
5.	464	K Dan Carpenter (2013-16)

## MOST POINTS, CAREER

Rank	Points	Player
1.	1,011	K Steve Christie (1992-2000)
2.	980	K Rian Lindell (2003-12)
3.	670	K Scott Norwood (1985-91)
4.	522	RB Thurman Thomas (1988-99) WR Andre Reed (1985-99)

## MOST TOUCHDOWNS, CAREER

Rank	TDs	Player
1.	87	RB Thurman Thomas (1988-99) WR Andre Reed (1985-99)
3.	70	RB O.J. Simpson (1969-77)
4.	49	WR Eric Moulds (1996-2005)
5.	43	WR Lee Evans (2004-10)

## MOST FIELD GOALS MADE, CAREER

Rank	FGs	Player
1.	234	K Steve Christie (1992-2000)
2.	225	K Rian Lindell (2003-12)
3.	133	K Scott Norwood (1985-91)
4.	109	K Dan Carpenter (2013-16)
5.	74	K John Lypoldt (1971-76)

## MOST POINTS, SEASON

Rank	Points	Player/Season
1.	141	K Tyler Bass (2020)
2.	140	K Steve Christie (1998)
3.	138	RB O.J. Simpson (1975)
4.	135	K Tyler Bass (2021)
5.	133	K Dan Carpenter (2014)

## MOST TOUCHDOWNS, SEASON

Rank	TDs	Player/Season
1.	16	RB O.J. Simpson (1975)
2.	13	RB Cookie Gilchrist (1962) RB Travis Henry (2002) RB Willis McGahee (2004) RB LeSean McCoy (2016)

## MOST FIELD GOALS MADE, SEASON

Rank	FGs	Player/Season
1.	34	Dan Carpenter (2014)
2.	33	Steve Christie (1998) Dan Carpenter (2013)
4.	32	Scott Norwood (1988)
5.	31	Steve Christie (1995)

## ALL-TIME SCORING

Overall TDs .....	2,221
TDs by rushing .....	821
TDs by reception .....	1,189
TDs by INT return .....	92
TDs by kickoff return .....	26
TDs by punt return .....	25
TDs by fumble return .....	56
TDs by blocked punt/FG .....	13
FGs made .....	1,234



# ALL-TIME REGULAR SEASON SCORING

## MOST POINTS, GAME

Rank	Points	Player/Game
1.	30	Cookie Gilchrist, vs. N.Y. Jets 12/8/63 (5 tdr)
2.	24	O.J. Simpson, vs. New England 11/23/75 (2 tdr, 2 tdp) Roland Hooks, vs. Cincinnati 9/9/79 (4 tdr) Jerry Butler, vs. N.Y. Jets 9/23/79 (4 tdp) Don Beebe, vs. Pittsburgh 9/8/91 (4 tdp) Thurman Thomas, vs. L.A. Rams 9/6/92 (3 tdr, 1 tdp) Willis McGahee, at Seattle 11/28/04 (4 tdr)

## MOST TOUCHDOWNS, GAME

Rank	Points	Player/Game
1.	5	Cookie Gilchrist, vs. N.Y. Jets 12/8/63 (5 rush)
2.	4	O.J. Simpson, vs. New England 11/23/75 (2 rush, 2 rec.) Roland Hooks, vs. Cincinnati 9/9/79 (4 rush) Jerry Butler, vs. N.Y. Jets 9/23/79 (4 rec.) Don Beebe, vs. Pittsburgh 9/8/91 (4 rec.) Thurman Thomas, vs. L.A. Rams 9/6/92 (3 rush, 1 rec.) Willis McGahee, at Seattle 11/28/04 (4 rush)

## MOST FIELD GOALS MADE, GAME

Rank	FGs	Player/Game
1.	6	Tyler Bass, at N.Y. Jets 10/25/20 Steve Christie, at N.Y. Jets 10/20/96
2.	5	Pete Gogolak, at Houston 12/5/65 Scott Norwood, vs. Pittsburgh 9/25/88 Steve Christie, at Houston 9/18/94 Steve Christie, vs. N.Y. Jets 10/8/95 Rian Lindell, vs. Houston 9/11/05 Rian Lindell, vs. Tennessee 12/24/06 Rian Lindell, at Washington 12/2/07

## LONGEST FIELD GOAL

Rank	LG	Player/Game
1.	59	Steve Christie, 9/26/93 vs. Miami
2.	58	Tyler Bass, 11/15/20 at Arizona Dan Carpenter, 10/5/15 at Detroit
4.	57	Tyler Bass, 10/31/21 vs. Miami

## MOST CONSECUTIVE GAMES WITH A TD

Rank	Games	Player/Season
1.	14	O.J. Simpson (1975)
2.	7	Cookie Gilchrist (1962)
3.	6	Cookie Gilchrist (1963) Robb Riddick (1988) Thurman Thomas (1989) Thurman Thomas (1990) C.J. Spiller (2011-12) Karlos Williams (2015)



# ALL-TIME REGULAR SEASON PASSING

## ALL-TIME LEADING PASSERS

Player	Seasons	G	Att	Cmp	Pct	Yds	TD	Lg	Rate
1. Jim Kelly	1986-1996(11)	160	4779	2874	60.1	35467	237	84t	84.4
2. Joe Ferguson	1973-1984(12)	164	4166	2188	52.5	27590	181	92t	68.9
3. Jack Kemp	1962-1969(7)	88	2240	1039	46.4	15134	77	94	55.8
<b>4. Josh Allen</b>	<b>2018-2021(4)</b>	<b>61</b>	<b>1999</b>	<b>1245</b>	<b>62.3</b>	<b>14114</b>	<b>103</b>	<b>75t</b>	<b>91.0</b>
5. Ryan Fitzpatrick	2009-2012(4)	55	1742	1041	59.8	11654	80	98t	79.8
6. Drew Bledsoe	2002-2004(3)	48	1531	905	59.1	10151	55	73t	79.2
7. Tyrod Taylor	2015-2017(3)	44	1236	774	62.6	8857	51	84t	92.5
8. Doug Flutie	1998-2000(3)	39	1063	598	56.3	7582	47	84t	81.7
9. Dennis Shaw	1970-1973(4)	45	916	485	52.9	6286	35	75t	57.1
10. J.P. Losman	2004-2008(5)	42	941	558	59.3	6211	33	87t	75.6
11. Trent Edwards	2007-2010(4)	34	878	535	60.9	5739	25	70t	76.8
12. Rob Johnson	1998-2001(4)	30	663	401	60.5	4798	27	74t	85.5
13. EJ Manuel	2013-2016(4)	28	547	319	58.3	3502	19	80t	77.5
14. Todd Collins	1995-1997(3)	28	519	284	54.7	3218	16	95t	68.5
15. Kyle Orton	2014-2014(1)	12	447	287	64.2	3018	18	84	87.8
16. Alex Van Pelt	1995-2003(9)	32	477	262	54.9	2985	16	80t	64.1
17. Frank Reich	1985-1994(9)	93	377	222	58.9	2540	18	63t	81.9
18. Daryle Lamonica	1963-1966(4)	56	353	150	42.5	2499	16	93	55
19. Johnny Green	1960-1961(2)	18	354	145	41	2170	16	70	59.2
20. Warren Rabb	1961-1962(2)	23	251	101	40.2	1782	15	76	58.6

### MOST TD PASSES, CAREER

Player	TDs
1. Jim Kelly.....	237
2. Joe Ferguson .....	181
<b>3. Josh Allen .....</b>	<b>103</b>

### MOST COMPLETIONS, CAREER

Player	Comps
1. Jim Kelly.....	2,874
2. Joe Ferguson .....	2,188
<b>3. Josh Allen .....</b>	<b>1,245</b>

### BEST QB RATING, CAREER

Player	QB Rating
1. Tyrod Taylor.....	92.5
<b>2. Josh Allen .....</b>	<b>91.0</b>
3. Jim Kelly.....	84.4

### MOST ATTEMPTS, CAREER

Player	Atts
1. Jim Kelly.....	4,779
2. Joe Ferguson .....	4,166
3. Jack Kemp.....	2,240

### BEST COMPLETION %, CAREER

Player	Comp%
<b>1. Josh Allen .....</b>	<b>62.3</b>
2. Tyrod Taylor.....	62.6
3. Jim Kelly.....	60.1

### MOST INTS, CAREER

Player	INTs
1. Joe Ferguson .....	190
2. Jim Kelly.....	175
3. Jack Kemp.....	132

[Min. 500 attempts]



# ALL-TIME REGULAR SEASON PASSING

## MOST PASSING YARDS, SEASON

Player	Season	G	Att	Cmp	Pct	Yds	TD	Int	Lg	Rate
1. Josh Allen	2020	16	572	396	69.2	4544	37	10	55	107.2
2. Josh Allen	2021	17	646	409	63.3	4407	36	15	61	92.2
3. Drew Bledsoe	2002	16	610	375	61.5	4359	24	15	73†	86
4. Jim Kelly	1991	15	474	304	64.1	3844	33	17	77†	97.6
5. Ryan Fitzpatrick	2011	16	569	353	62	3832	24	23	60†	79.1
6. Joe Ferguson	1981	16	498	252	50.6	3652	24	20	67†	74.1
7. Jim Kelly	1986	16	480	285	59.4	3593	22	17	84†	83.3
8. Joe Ferguson	1979	16	458	238	52	3572	14	15	84†	74.4
9. Jim Kelly	1992	16	462	269	58.2	3457	23	19	65†	81.2
10. Ryan Fitzpatrick	2012	16	505	306	60.6	3400	24	16	68†	83.3

## MOST ATTEMPTS, SEASON

Player	Atts
1. Josh Allen (2021) .....	646
2. Drew Bledsoe (2002).....	610
3. Josh Allen (2020) .....	572

## BEST COMPLETION %, SEASON

Player	Comp%
1. Josh Allen (2020).....	69.2
2. Kelly Holcomb (2005).....	67.4
3. Trent Edwards (2008)...	65.5%

## LOWEST INT %, SEASON

Player	INT %
1. Joe Ferguson (1976) .....	0.7
2. Tyrod Taylor (2017).....	1.0
3. Doug Flutie (2000) .....	1.3

## MOST COMPLETIONS, SEASON

Player	Comps
1. Josh Allen (2021).....	409
2. Josh Allen (2020).....	396
3. Drew Bledsoe (2002).....	375

## BEST QB RATING, SEASON

Player	QB Rating
1. Josh Allen (2020).....	107.2
2. Jim Kelly (1990).....	101.2
3. Tyrod Taylor (2015).....	99.4

## MOST INTS, SEASON

Player	INTs
1. Dennis Shaw (1971).....	26
2. Joe Ferguson (1983) .....	25
3. Joe Ferguson (1977) .....	24

## MOST TD PASSES, SEASON

Player	TDs
1. Josh Allen (2020).....	37
2. Josh Allen (2021).....	36
3. Jim Kelly (1991).....	33

## FEWEST INTS, SEASON

Player	INTs
1. Joe Ferguson (1976).....	1
2. Doug Flutie (2000) .....	3
3. Tyrod Taylor (2017) .....	4

## LONGEST PASSING PLAYS

Yards	Player	Game
98	Ryan Fitzpatrick (to Terrell Owens)	11/22/09 at Jax.
95	Todd Collins (to Quinn Early)	12/1/96 at Indianapolis
94	Jack Kemp (to Glenn Bass)	10/11/64 at Houston
92	Joe Ferguson (to Frank Lewis)	9/17/78 at Miami



# ALL-TIME REGULAR SEASON PASSING

## MOST PASSING YARDS, GAME

Rank	Yards	Player/Game
1.	463	Drew Bledsoe 9/15/02 at Minnesota
2.	419	Joe Ferguson 10/9/83 vs. Miami
3.	417	Drew Bledsoe 10/6/02 vs. Oakland
4.	415	Josh Allen 11/8/20 vs. Seattle
	415	Josh Allen 9/20/20 at Miami

## MOST TOUCHDOWN PASSES, GAME

Rank	TDs	Player/Game
1.	6	Jim Kelly 9/8/91 vs. Pittsburgh
2.	5	Joe Ferguson 9/23/79 vs. N.Y. Jets Joe Ferguson 10/9/83 at Miami Jim Kelly 9/24/89 at Houston (OT) Jim Kelly 10/21/91 vs. Cincinnati

## MOST ATTEMPTS, GAME

Rank	Atts	Player/Game
1.	57	Kyle Orton 12/7/14 at Denver
2.	55	Joe Ferguson 10/9/83 at Miami
3.	53	Drew Bledsoe 10/6/02 vs. Oakland
4.	52	Jim Kelly 12/8/91 at L.A. Raiders

## MOST COMPLETIONS, GAME

Rank	Comps	Player/Game
1.	38	Joe Ferguson 10/9/83 at Miami Kyle Orton 12/7/14 at Denver
3.	35	Josh Allen 10/18/21 at Tennessee
	35	Drew Bledsoe 9/15/02 at Minnesota

## BEST COMPLETION %, GAME

Rank	Comp%	Player/Game
1.	83.33%	Trent Edwards (25-30) 10/19/08 vs. San Diego
2.	82.86%	Jim Kelly (29-35) 11/24/94 at Detroit
3.	82.61%	Jim Kelly (19-23) 11/3/96 vs. Washington
4.	82.14%	Doug Flutie (23-28) 10/11/98 at Indianapolis
5.	81.81%	Doug Flutie (18-22) 10/25/98 at Carolina

## MOST INTERCEPTIONS, GAME

Rank	INTs	Player/Game
1.	6	Joe Ferguson 11/10/74 vs. Houston

## MOST CONSECUTIVE COMPLETIONS

Player	Game(s)	COMP
1. Trent Edwards	9/7/08 vs. SEA - 9/14/08 at JAX	16
2. Jim Kelly	2/23/89 at NYJ - 9/9/90 vs. Ind	15



# ALL-TIME REGULAR SEASON RUSHING

## ALL-TIME LEADING RUSHERS

Player	Season	G	Att	Yds	Avg	Lg	TD	Att/G	Yds/G
1. Thurman Thomas	1988-1999(12)	173	2849	11938	4.19	80†	65	16.5	69.0
2. O.J. Simpson	1969-1977(9)	112	2123	10183	4.80	94†	57	19	90.9
3. Fred Jackson	2007-2014(8)	106	1279	5646	4.41	80†	30	12.1	53.3
4. Joe Cribbs	1980-1985(5)	64	1082	4445	4.11	62†	21	16.9	69.5
5. Travis Henry	2001-2004(4)	54	963	3849	4.00	64	27	17.8	71.3
6. LeSean McCoy	2015-2018(4)	57	885	3814	4.31	75†	24	15.5	66.9
7. Wray Carlton	1960-1967(8)	87	819	3368	4.11	80	29	9.4	38.7
8. Willis McGahee	2004-2006(3)	46	868	3365	3.88	57†	24	18.9	73.2
9. C.J. Spiller	2010-2014(5)	70	668	3321	4.97	77	12	9.5	47.4
10. Cookie Gilchrist	1962-1964(3)	42	676	3056	4.52	67	31	16.1	72.8
11. Antowain Smith	1997-2000(4)	57	760	2932	3.86	59	26	13.3	51.4
12. Jim Braxton	1971-1978(8)	80	721	2842	3.94	36	23	9	35.5
13. Marshawn Lynch	2007-2010(4)	45	687	2765	4.02	56†	17	15.3	61.4
14. Kenneth Davis	1989-1994(6)	96	561	2460	4.39	78†	23	5.8	25.6
15. Greg Bell	1984-1987(4)	40	589	2420	4.11	85†	19	14.7	60.5
<b>16. Devin Singletary</b>	<b>2019-2021(3)</b>	<b>45</b>	<b>495</b>	<b>2332</b>	<b>4.71</b>	<b>51†</b>	<b>11</b>	<b>11.0</b>	<b>51.8</b>
<b>17. Josh Allen</b>	<b>2018-2021(4)</b>	<b>61</b>	<b>422</b>	<b>2325</b>	<b>5.51</b>	<b>45</b>	<b>31</b>	<b>6.9</b>	<b>38.1</b>
18. Curtis Brown	1977-1982(6)	76	564	2171	3.85	58†	8	7.4	28.6
19. Roland Hooks	1976-1982(7)	98	399	1682	4.22	66	12	4.1	17.2
20. Terry Miller	1978-1980(3)	47	389	1579	4.06	75	8	8.3	33.6

## MOST RUSHING YARDS, SEASON

Player	Season	G	Att	Yds	Avg	Lg	TD	Att/G	Yds/G
1. O.J. Simpson	1973 Buf	14	332	2003	6.03	80†	12	23.7	143.1
2. O.J. Simpson	1975 Buf	14	329	1817	5.52	88†	16	23.5	129.8
3. O.J. Simpson	1976 Buf	14	290	1503	5.18	75†	8	20.7	107.4
4. Thurman Thomas	1992 Buf	16	312	1487	4.77	44	9	19.5	92.9
5. Travis Henry	2002 Buf	16	325	1438	4.42	34	13	20.3	89.9
6. Thurman Thomas	1991 Buf	15	288	1407	4.89	33	7	19.2	93.8
7. Travis Henry	2003 Buf	15	331	1356	4.1	64	10	22.1	90.4
8. Thurman Thomas	1993 Buf	16	355	1315	3.7	27	6	22.2	82.2
9. Thurman Thomas	1990 Buf	16	271	1297	4.79	80†	11	16.9	81.1
10. LeSean McCoy	2016 Buf	15	234	1267	5.41	75†	13	15.6	84.5
11. O.J. Simpson	1972 Buf	14	292	1251	4.28	94†	6	20.9	89.4
12. Willis McGahee	2005 Buf	16	325	1247	3.84	27	5	20.3	77.9
13†. C.J. Spiller	2012 Buf	16	207	1244	6.01	62	6	12.9	77.8
13†. Thurman Thomas	1989 Buf	16	298	1244	4.17	38	6	18.6	77.8
15. Joe Cribbs	1980 Buf	16	306	1185	3.87	48	11	19.1	74.1



# ALL-TIME REGULAR SEASON RUSHING

## MOST RUSHING ATTEMPTS, CAREER

Rank	Atts	Player/Seasons
1.	2,849	Thurman Thomas 1988-99
2.	2,123	O.J. Simpson 1969-77
3.	1,279	Fred Jackson 2007-14
4.	1,082	Joe Cribbs 1980-83, 1985
5.	963	Travis Henry 2001-04

## MOST RUSHING TOUCHDOWNS, CAREER

Rank	TDs	Player/Seasons
1.	65	Thurman Thomas 1988-99
2.	57	O.J. Simpson 1969-77
3.	31	<b>Josh Allen 2018-21</b>
	31	Cookie Gilchrist 1962-64
5.	30	Fred Jackson 2007-14
6.	29	Wray Carlton 1960-67

## BEST RUSHING AVERAGE, CAREER

Rank	Avg	Player/Seasons
1.	5.57	Tyrod Taylor 2015-17
2.	5.51	<b>Josh Allen 2018-21</b>
3.	4.97	C.J. Spiller 2010-14
4.	4.80	O.J. Simpson 1969-77
5.	4.71	<b>Devin Singletary 2019-21</b>

## MOST 100 YARD GAMES, CAREER

Rank	Games	Player/Seasons
1.	46	Thurman Thomas 1988-99
2.	41	O.J. Simpson 1969-77

## LONGEST RUSHING PLAYS

Player	Game	Long
1. O.J. Simpson	10/29/72 vs. PITT	94t
2. O.J. Simpson	9/28/75 vs. PITT	88t
3. Greg Bell	11/18/84 vs. DAL	85t
4t. Wray Carlton	12/5/65 at HOU	80t
4t. O.J. Simpson	11/18/84 vs. DAL	80t
4t. Thurman Thomas	11/18/90 vs. NE	80t
4t. Fred Jackson	10/16/11 at NYG	80t

## MOST RUSHING ATTEMPTS, SEASON

Rank	ATTs	Player/Season
1.	355	Thurman Thomas 1993
2.	332	O.J. Simpson 1973
3.	331	Travis Henry 2003
4.	329	O.J. Simpson 1975
5.	325	Travis Henry 2002
		Willis McGahee 2005

## MOST RUSHING TOUCHDOWNS, SEASON

Rank	TDs	Player/Season
1.	16	O.J. Simpson 1975
2.	13	Cookie Gilchrist 1962
		Travis Henry 2002
		Willis McGahee 2004
		LeSean McCoy 2016

## BEST RUSHING AVERAGE, SEASON

Rank	Avg	Player/Season
1.	6.25	<b>Josh Allen 2021</b>
2.	6.03	O.J. Simpson 1973
3.	6.01	C.J. Spiller 2012
4.	5.52	O.J. Simpson 1975
5.	5.49	Fred Jackson 2011

## MOST 1,000 YARD RUSHING SEASONS

Rank	1,000 Yard Seasons	Player
1.	8	Thurman Thomas
2.	5	O.J. Simpson
3.	3	Joe Cribbs

## MOST 100 YARD GAMES, SEASON

Rank	Games	Player/Seasons
1.	11	O.J. Simpson 1973
2.	9	Thurman Thomas 1992
3.	8	O.J. Simpson 1975
		Thurman Thomas 1991





# ALL-TIME REGULAR SEASON RUSHING

## MOST RUSHING YARDS, GAME

Rank	Yards	Player/Game
1.	273	O.J. Simpson 11/25/76 at Detroit
2.	250	O.J. Simpson 9/16/73 at New England
3.	243	Cookie Gilchrist 12/8/63 vs. N.Y. Jets
4.	227	O.J. Simpson 9/28/75 at Pittsburgh
5.	219	O.J. Simpson 12/9/73 vs. New England

## MOST RUSHING ATTEMPTS, GAME

Rank	Atts	Player/Game
1.	39	O.J. Simpson 10/29/73 vs. Kansas City
2.	37	Thurman Thomas 11/8/92 vs. Pittsburgh Willis McGahee 11/7/04 vs. N.Y. Jets
4.	36	Cookie Gilchrist 12/8/63 vs. N.Y. Jets Joe Cribbs 12/4/83 at Kansas City

## MOST RUSHING TOUCHDOWNS, GAME

Rank	TDs	Player/Game
1.	5	Cookie Gilchrist 12/8/63 vs. N.Y. Jets
2.	4	Roland Hooks 9/9/79 vs. Cincinnati Willis McGahee 11/28/04 at Seattle

## BEST RUSHING AVERAGE, GAME

Rank	AVG	Player/Game
1.	13.45	Wray Carlton 12/5/65 at Houston
2.	12.07	C.J. Spiller 9/9/12 at N.Y. Jets
3.	11.89	Thurman Thomas 9/24/90 at N.Y. Jets
4.	11.59	O.J. Simpson 11/17/75 at Cincinnati
5.	10.75	Antowain Smith 9/21/97 vs. Indianapolis

\*Min. 10 attempts

## MOST CONSECUTIVE RUSHING TD

Player	Games	Total
1t. Cookie Gilchrist	9/30/62 at DAL - 11/11/62 at SD	7
1t. O.J. Simpson	11/9/75 vs. BAL - 12/20/75 vs. MIN	7
3t. O.J. Simpson	9/21/75 vs. NYJ - 10/26/75 vs. MIA	6
3t. Robb Riddick	(10/9/88 vs. IND - 11/14/88 at MIA	6

## LONGEST NON-SCORING RUSHING PLAYS

Player	Game	Long
1. C.J. Spiller	12/1/13 vs. ATL	77
2. Terry Miller	11/18/79 vs. GB	75
3. Wayne Patrick	10/11/69 vs. BOS	72
4. O.J. Simpson	12/9/73 vs. NE	71
5. Ben Gregory	9/29/68 vs. NYJ	67



# ALL-TIME REGULAR SEASON RECEIVING

## ALL-TIME LEADING RECEIVERS

Player	Season	G	Rec	Yds	Avg	Lg	TD
1. Andre Reed	1985-1999(15)	221	941	13095	13.9	83t	86
2. Eric Moulds	1996-2005(10)	154	675	9096	13.5	84t	48
3. Thurman Thomas	1988-1999(12)	173	456	4341	9.5	74t	22
4. Lee Evans	2004-2010(7)	109	377	5934	15.7	87t	43
5. Fred Jackson	2007-2014(8)	106	322	2640	8.2	65t	7
6. Josh Reed	2002-2009(8)	115	311	3575	11.5	52	10
7. Pete Metzelaars	1985-1994(10)	156	302	2921	9.7	53t	25
8. Stevie Johnson	2008-2013(6)	75	301	3832	12.7	63	28
9. Bob Chandler	1971-1979(9)	116	295	3999	13.6	58t	34
10. Elbert Dubenion	1960-1968(9)	103	294	5294	18	89	35
11. Peerless Price	1999-2007(6)	84	288	3772	13.1	73t	25
12. Jerry Butler	1979-1986(7)	88	278	4301	15.5	75t	29
13. Frank Lewis	1978-1983(6)	80	269	4638	17.2	92t	24
14. Cole Beasley	2019-2021(3)	46	231	2438	10.6	51	11
<b>15. Stefon Diggs</b>	<b>2020-2021(2)</b>	<b>33</b>	<b>230</b>	<b>2760</b>	<b>12.0</b>	<b>61</b>	<b>18</b>
16. Jay Riemersma	1997-2002(6)	90	204	2304	11.3	38	20
17. Robert Woods	2013-2016(4)	57	203	2451	12.1	57	12
18. Scott Chandler	2010-2014(5)	65	182	2120	11.6	43	17
19. Joe Cribbs	1980-1985(5)	64	180	1783	9.9	65t	15
20. Charles Clay	2015-2018(4)	54	178	1822	10.2	44	9

## MOST RECEIVING YARDS, CAREER

Rank	Yards	Player/Seasons
1.	13,095	Andre Reed 1985-99
2.	9,096	Eric Moulds 1996-2005
3.	5,934	Lee Evans 2004-10
4.	5,294	Elbert Dubenion 1960-68
5.	4,638	Frank Lewis 1978-83

## BEST RECEIVING AVERAGE, CAREER

Rank	Yards	Player/Seasons
1.	18.12	James Lofton 1989-92
2.	18.09	Haven Moses 1968-72
3.	17.94	Elbert Dubenion 1960-68
4.	17.28	Glenn Bass 1961-66
5.	17.24	Frank Lewis 1978-83

## MOST RECEIVING TOUCHDOWNS, CAREER

Rank	TDs	Player/Seasons
1.	86	Andre Reed 1985-99
2.	48	Eric Moulds 1996-2005
3.	43	Lee Evans 2004-10
4.	35	Elbert Dubenion 1960-68
5.	34	Bob Chandler 1971-79

## 100-YARD RECEIVING GAMES, CAREER

Rank	Games	Player/Seasons
1.	36	Andre Reed 1985-99
2.	26	Eric Moulds 1996-2005
3.	16	Elbert Dubenion 1960-68
4.	14	Frank Lewis 1978-83
		Lee Evans 2004-10



# ALL-TIME REGULAR SEASON RECEIVING

## MOST RECEIVING YARDS, SEASON

Rank	Yards	Player/Season
1.	1,535	Stefon Diggs 2020
2.	1,368	Eric Moulds 1998
3.	1,326	Eric Moulds 2000
4.	1,312	Andre Reed 1989
5.	1,303	Andre Reed 1994
6.	1,292	Eric Moulds 2002

## MOST RECEPTIONS, SEASON

Rank	Rec	Player/Season
1.	127	Stefon Diggs 2020
2.	103	Stefon Diggs 2021
3.	100	Eric Moulds 2002
4.	94	Eric Moulds 2000 Peerless Price 2002

## MOST RECEIVING TOUCHDOWNS, SEASON

1.	11	Bill Brooks 1995
2.	10	Elbert Dubenion 1964 Bob Chandler 1976 Andre Reed 1991 Eric Moulds 2002 Stevie Johnson 2010

## BEST RECEIVING AVERAGE, SEASON

Rank	Avg	Player/Season
1.	27.12	Elbert Dubenion 1964
2.	22.88	Chris Burkett 1986
3.	20.86	Glenn Bass 1964
4.	20.42	Eric Moulds 1998
5.	20.34	James Lofton 1990

## 100-YARD RECEIVING GAMES, SEASON

Rank	Games	Player/Seasons
1.	7	Stefon Diggs 2020 Andre Reed 1989 Eric Moulds 2020

## MOST RECEIVING YARDS, GAME

Rank	Yards	Player/Game
1.	265	Lee Evans 11/19/06 at Houston
2.	255	Jerry Butler 9/23/79 vs. N.Y. Jets
3.	231	Glenn Bass 11/8/64 at N.Y. Jets
4.	220	James Lofton 10/21/91 vs. Cincinnati
5.	218	Elbert Dubenion 10/24/64 vs. N.Y. Jets

## MOST RECEPTIONS, GAME

Rank	Rec	Player/Game
1.	15	Andre Reed 11/20/94 vs. GB
2.	13	Greg Bell 9/8/85 vs. San Diego Andre Reed 9/18/89 vs. Denver Thurman Thomas 9/15/91 at N.Y. Jets Peerless Price 9/15/02 at Minnesota

## MOST RECEIVING TOUCHDOWNS, GAME

Rank	Rec	Player/Game
1.	4	Jerry Butler 9/23/79 vs. N.Y. Jets Don Beebe 9/8/91 vs. Pittsburgh

## CONSECUTIVE 100-YARD RECEIVING GAMES

Player	Games	Total
1t. Stefon Diggs	12/13/20 vs. PIT - 12/28/20 at NE	3
1t. Elbert Dubenion	10/11/64 at HOU - 10/24/64 vs. NYJ	3
1t. Andre Reed	9/18/89 vs. DEN - 10/1/89 vs. NE	3



# ALL-TIME REGULAR SEASON SCRIMMAGE YARDS

## ALL-TIME LEADING SCRIMMAGE

	Player	Season	G	Touch	Scrim Yards	ScrimYds /Game	Scrim TD
1	Thurman Thomas	1988-1999(12)	173	3305	16279	94.1	87
2	Andre Reed	1985-1999(15)	221	1016	13595	61.5	87
3	O.J. Simpson	1969-1977(9)	112	2298	12107	108.1	69
4	Eric Moulds	1996-2005(10)	154	703	9253	60.1	48
5	Fred Jackson	2007-2014(8)	106	1601	8286	78.2	37

## MOST TOTAL YARDS FROM SCRIMMAGE, SEASON

	Player	Season	G	Touch	Scrim Yards	ScrimYds /Game	Scrim TD
1	O.J. Simpson	1975	14	357	2243	160.2	23
2	Thurman Thomas	1992	16	370	2113	132.1	12
3	O.J. Simpson	1973	14	338	2073	148.1	12
4	Thurman Thomas	1991	15	350	2038	135.9	12
5	Thurman Thomas	1989	16	358	1913	119.6	12

## MOST TOUCHES, CAREER

Rank	Touches	Player/Seasons
1.	3,305	Thurman Thomas 1988-99
2.	2,298	O.J. Simpson 1969-77
3.	1,601	Fred Jackson 2007-14
4.	1,262	Joe Cribbs 1980-85
5.	1,066	Travis Henry 2001-04

## MOST TOUCHES, SEASON

Rank	Touches	Player/Season
1.	403	Thurman Thomas 1993
2.	370	Thurman Thomas 1992
3.	368	Travis Henry 2002
4.	359	Travis Henry 2003
5.	358	Thurman Thomas 1989
	358	O.J. Simpson 1975

## BEST YARDS PER TOUCH, CAREER

Rank	Avg	Player/Seasons
1.	13.4	Andre Reed 1985-99
2.	5.5	C.J. Spiller 2010-14
3.	5.3	O.J. Simpson 1969-77
4.	5.2	Cookie Gilchrist 1962-1964
5.	5.2	Fred Jackson 2007-14

## BEST YARDS PER TOUCH, SEASON

Rank	Avg	Player/Season
1.	13.9	Andre Reed 1994
2.	12.9	Eric Moulds 2002
3.	6.8	Larry Centers 2001
4.	6.8	C.J. Spiller 2012

## TOP SINGLE-GAME SCRIMMAGE YARD TOTALS

Yards	Player	Game
273	O.J. Simpson	11/25/76 at Detroit
268	Thurman Thomas	9/1/91 vs. Miami



# ALL-TIME REGULAR SEASON INTERCEPTIONS

## ALL-TIME INTERCEPTIONS LEADERS

Player	Season	G	Int	Yds	Avg	Long	TD
1. Butch Byrd	1964-1971(8)	112	40	666	16.7	75	5
2. Tony Greene	1971-1979(9)	128	37	628	17.0	101†	2
3. Mark Kelso	1986-1993(8)	99	30	327	10.9	78†	1
4. Charles Romes	1977-1986(10)	151	28	493	17.6	85†	1
5. Nate Odomes	1987-1993(7)	108	26	224	8.6	48	1
6. Mario Clark	1976-1983(8)	115	25	438	17.5	53	0
7†. Nate Clements	2001-2006(6)	96	23	341	14.8	58†	5
7†. Booker Edgerson	1962-1969(8)	100	23	421	18.3	91	2
7†. Steve Freeman	1975-1986(12)	178	23	329	14.3	50†	3
10†. Jairus Byrd	2009-2013(5)	73	22	409	18.6	57	2
10†. George Saimes	1963-1969(7)	91	22	238	10.8	32	0

## LONGEST INT RETURN

Player	Long
1. Tony Greene (1976)	101†
2. Tom Janik (1972)	100†
3. Booker Edgerson (1964)	91
4†. Charles Romes (1978)	85†
4†. Henry Jones (1993)	85†

## MOST INTERCEPTIONS, SEASON

Rank	Touches	Player/Seasons
1	10	Billy Atkins 1961 Tom Janik 1967
3.	9	Tony Greene 1974 Tony Greene 1977 Nate Odomes 1993 Jairus Byrd 2009

## MOST INTS RETURNED FOR A TD, CAREER

Rank	TDs	Player/Seasons
1.	5	George "Butch" Byrd 1964-70 Tom Janik 1965-68 Nate Clements 2001-06
2.	4	Henry Jones 1991-2000
3.	3	Steve Freeman 1975-80

## MOST INTERCEPTIONS, GAME

Rank	Rec	Player/Game
1.	3	Billy Atkins 10/16/60 vs. N.Y. Titans Marv Matuszak 10/7/62 at Houston Charley Warner 9/19/65 at Denver Tom Janik 12/9/67 at Boston George "Butch" Byrd 10/5/69 at Houston Tony Greene 10/30/77 at Seattle Jeff Nixon 9/7/80 vs. Miami Mark Kelso 12/12/92 vs. Denver Nate Clements 10/20/02 at Miami

## MOST INTS RETURNED FOR A TD, SEASON

Rank	TDs	Player/Season
1.	2	Tom Janik 1966 Tom Janik 1967 Booker Edgerson 1968 Henry Jones 1992 Brandon Spoon 2001 Takeo Spikes 2004 Jabari Greer 2008

## MOST INTERCEPTION YARDS, CAREER

Rank	Yards	Player/Seasons
1.	666	George "Butch" Byrd 1964-70
2.	628	Tony Greene 1971-79
3.	495	Tom Janik 1965-68
4.	493	Charles Romes 1977-86



# ALL-TIME REGULAR SEASON SACKS/MISC TDS

## MOST SACKS, CAREER

Rank	Sacks	Player/Seasons
1.	171.0	Bruce Smith 1985-99
2.	78.0	Aaron Schobel 2001-09
3.	61.5	Phil Hansen 1991-2001
4.	53.0	Jerry Hughes 2013-2021
5.	52.5	Cornelius Bennett 1987-95
6.	48.5	Kyle Williams 2006-2018
7.	43.0	Mario Williams 2012-15
8.	38.5	Darryl Talley 1983-94
9.	35.0	Marcell Dareus 2011-2017

## MOST SACKS, SEASON

Rank	Sacks	Player/Season
1.	19.0	Bruce Smith 1990
2.	17.5	Bryce Paup 1995
3.	15.0	Bruce Smith 1986
4.	14.5	Mario Williams 2014
5.	14.0	Bruce Smith 1993 Bruce Smith 1992 Bruce Smith 1997

## MOST SACKS, GAME

Rank	Sacks	Player/Game
1.	4.5	Mario Williams 9/15/13 vs. Carolina
2.	4.0	Cornelius Bennett 12/27/87 at Philadelphia Bruce Smith 12/9/90 at Indianapolis Bruce Smith 9/18/94 at Houston
5.	3.5	Mario Williams 11/13/14 at Miami

**Note:** The Bills record book only includes figures since 1982 when sacks first became an official NFL statistic

## LONGEST FUMBLE RETURN FOR A TD

Rank	Return	Player/Game
1.	87	Dave Kilson 9/25/83 vs. Houston
2.	74	Da'Norris Searcy 9/8/13 vs. New England
3.	68	Terrence McGee 11/12/06 at Indianapolis

## MOST FUMBLE RETURN TDS, CAREER

Rank	Returns	Player/Seasons
1.	2	Jerry Hughes 2013-2020 Nate Odomes 1987-1993 Ahmad Rashad 1987-1993

## LONGEST BLOCKED PUNT TD RETURN

Rank	Return	Player/Game
1.	38	James Williams 10/7/90 vs. L.A. Raiders
2.	36	Stan David 12/8/84 at N.Y. Jets
3.	18	Gabe Northern 11/10/96 at Philadelphia

## LONGEST BLOCKED FIELD GOAL TD

Rank	Return	Player/Game
1.	80	Cornelius Bennett 9/30/90 vs. Denver
2.	76	Charles Romea 9/2/79 vs. Miami Mark Kelso 9/24/89 at Houston
4.	72	Jim Dunaway 11/13/66 vs. N.Y. Jets



# ALL-TIME REGULAR SEASON PUNTING

## ALL-TIME LEADING PUNTERS, GROSS

	Player	Season	G	Punt	Blk	Yds	Avg	TB	In20
1.	Corey Bojorquez	2018-2020 (3)	40	165	2	7423	45.0	18	74
2.	Shawn Powell	2012-2013 (2)	18	100	0	4473	44.7	7	33
3.	Colton Schmidt	2014-2018 (5)	68	346	0	15224	44.0	21	110
4.	Brian Moorman	2001-2013(13)	190	923	2	40370	43.7	82	259
5.	Paul Maguire	1964-1970(7)	98	552	3	23249	42.1	-	-

## MOST PUNTS, CAREER

Rank	Punts	Player/Seasons
1.	923	Brian Moorman 2001-13
2.	769	Chris Mohr 1991-2000
3.	552	Paul Maguire 1964-70

## MOST PUNTS INSIDE THE 20, CAREER

Rank	Punts	Player/Seasons
1.	259	Brian Moorman 2001-13
2.	190	Chris Mohr 1991-2000
3.	130	Paul Maguire 1964-70

## LONGEST PUNT

Rank	Punt	Player/Game
1.	84	Brian Moorman 12/22/02 at Green Bay
2.	80	Chris Mohr 10/13/96 vs. Miami Brian Moorman 9/12/04 vs. Jacksonville

## MOST PUNTS, SEASON

Rank	Punts	Player/Season
1.	101	Chris Mohr 1996
2.	100	Paul Maguire 1968
3.	96	Rusty Jackson 1979

## MOST PUNTS INSIDE THE 20, SEASON

Rank	Punts	Player/Season
1.	34	Corey Bojorquez 2019
2.	33	John Kidd 1985 Brian Moorman 2006

## BEST GROSS AVERAGE, SEASON

Rank	Avg	Player/Season
1.	50.78	Corey Bojorquez 2020
2.	48.22	Brian Moorman 2011
3.	46.58	Brian Moorman 2009

## BEST GROSS AVERAGE, GAME

Rank	Avg	Player/Game
1.	57.83	Brian Moorman 10/8/06 at Chicago
2.	56.50	Brian Moorman 9/7/03 vs. New England
3.	55.14	Paul Maguire 9/21/69 vs. Houston

## MOST PUNTS, GAME

Rank	Punts	Player/Game
1.	11	Paul Maguire 10/15/67 vs. Oakland Paul Maguire 12/7/68 at Houston Marv Bateman 11/15/76 at Dallas Chris Mohr 10/6/96 vs. Indianapolis



# ALL-TIME REGULAR SEASON PUNT RETURNS

## ALL-TIME LEADING PUNT RETURNERS

	Player	Season	G	PR	FC	Yds	Avg	Lg	TD
1	Roscoe Parrish	2005-2011(7)	77	135	52	1622	12	82†	3
2	Jeff Burris	1994-1997(4)	54	100	22	1045	10.5	57	0
3	Leodis McKelvin	2008-2015(8)	98	99	53	1021	10.3	88†	3
4	Keith Moody	1976-1979(4)	58	88	29	920	10.5	91†	3
5	Kevin Williams	1998-1999(2)	32	70	28	700	10	73	0

## MOST PUNT RETURNS, CAREER

Rank	Returns	Player/Seasons
1.	135	Roscoe Parrish 2005-11
2.	100	Jeff Burris 1994-97
3.	99	Leodis McKelvin 2008-15

## MOST PUNT RETURN YARDS, CAREER

Rank	Yards	Player/Seasons
1.	1,622	Roscoe Parrish 2005-11
2.	1,045	Jeff Burris 1994-97
3.	1,021	Leodis McKelvin 2008-15

## MOST PUNT RETURN TDS, CAREER

Rank	TDs	Player/Seasons
1.	3	Keith Moody 1976-79 Roscoe Parrish 2005-11 Leodis McKelvin 2008-15

## BEST PUNT RETURN AVERAGE, CAREER

Rank	Avg	Player/Seasons
1.	12.08	C.J. Spiller 2010-14
2.	12.01	Roscoe Parrish 2005-11
3.	12.00	Clifford Hicks 1990-92

## LONGEST PUNT RETURN

Rank	Return	Player/Game
1.	91	Keith Moody 10/23/77 vs. Cleveland
2.	88	Leodis McKelvin 9/16/12 vs. Kansas City
3.	86	Nate Clements 11/21/04 vs. St. Louis

## MOST PUNT RETURNS, SEASON

Rank	Returns	Player/Season
1.	43	Donnie Walker 1974
2.	42	Robb Riddick 1983
3.	38	Keith Moody 1979

## MOST PUNT RETURN YARDS, SEASON

Rank	Yards	Player/Season
1.	440	Roscoe Parrish 2007
2.	431	Leodis McKelvin 2012
3.	384	Donnie Walker 1974

## MOST PUNT RETURN TDS, SEASON

Rank	TDs	Player/Season
1.	2	Leodis McKelvin 2012
2.	1	On 23 occasions (Last: Isaiah McKenzie 2020)

## BEST PUNT RETURN AVERAGE, SEASON

Rank	Avg	Player/Season
1.	18.74	Leodis McKelvin 2012
2.	16.30	Roscoe Parrish 2007
3.	15.33	Roscoe Parrish 2008





# ALL-TIME REGULAR SEASON KICK RETURNS

## ALL-TIME LEADING KICK RETURNERS

	Player	Season	G	KR	Yds	Avg	Lg	TD
1	Terrence McGee	2003-2012(10)	122	207	5450	26.3	104†	5
2	Leodis McKelvin	2008-2015(8)	98	95	2471	26	98†	1
3	Keith Moody	1976-1979(4)	58	101	2168	21.5	45	0
4	Eric Moulds	1996-2005(10)	154	96	2128	22.2	97†	1
5	Kevin Williams	1998-1999(2)	32	89	1899	21.3	62	0

## MOST KICK RETURNS, CAREER

Rank	Returns	Player/Seasons
1.	207	Terrence McGee 2003-12
2.	101	Keith Moody 1976-79
3.	96	Eric Moulds 1996-2005
4.	95	Leodis McKelvin 2008-15

## MOST KICK RETURN YARDS, CAREER

Rank	Yards	Player/Seasons
1.	5,450	Terrence McGee 2003-12
2.	2,471	Leodis McKelvin 2008-15
3.	2,168	Keith Moody 1976-79

## MOST KICK RETURN TDS, CAREER

Rank	TDs	Player/Seasons
1.	5	Terrence McGee 2003-12
2.	3	Charley Warner 1964-66
3.	2	Wallace Francis 1973-74 C.J. Spiller 2010-14

## BEST KICK RETURN AVERAGE, CAREER

Rank	Avg	Player/Seasons
1.	30.00	O.J. Simpson 1969-77
2.	28.51	Andre Roberts 2019-20
3.	27.23	Wallace Francis 1973-74

## LONGEST KICK RETURN

Rank	Return	Player/Game
1.	104	Terrence McGee 12/5/04 at Miami (TD)
2.	103	Terrence McGee 10/8/07 vs. Dallas (TD)

## MOST KICK RETURNS, SEASON

Rank	Returns	Player/Season
1.	64	Charlie Rogers 2002
2.	52	Eric Moulds 1996 Terrence McGee 2004 Terrence McGee 2006 Leodis McKelvin 2008

## MOST KICK RETURN YARDS, SEASON

Rank	Yards	Player/Season
1.	1,468	Leodis McKelvin 2008
2.	1,391	Terrence McGee 2005
3.	1,370	Terrence McGee 2004

## MOST KICK RETURN TDS, SEASON

Rank	TDs	Player/Season
1.	3	Terrence McGee 2004
2.	2	Charley Warner 1965 Wallace Francis 1973

## BEST KICK RETURN AVERAGE, SEASON

Rank	Avg	Player/Season
1.	30.24	Terrence McGee 2005
2.	30.03	Andre Roberts 2020
3.	29.87	Wallace Francis 1973
4.	28.33	Leodis McKelvin 2012



# ALL-TIME REGULAR SEASON ROOKIE RECORDS

## PASSING

### MOST ATTEMPTS, Season

1. Dennis Shaw, 1970.....321
2. **Josh Allen, 2018 .....320**
3. EJ Manuel, 2013.....306
4. Trent Edwards, 2007 .....269
5. John Green, 1960.....228

### MOST COMPLETIONS, Season

1. EJ Manuel, 2013..... 180
2. Dennis Shaw, 1970..... 178
3. **Josh Allen, 2018 ..... 169**
4. Trent Edwards, 2007 ..... 151
5. Dan Darragh, 1968 ..... 92

### MOST YARDS, Season

1. Dennis Shaw, 1970.....2,507
2. **Josh Allen, 2018 .....2,074**
3. EJ Manuel, 2013.....1,972
4. Trent Edwards, 2007 .....1,630
5. John Green, 1960.....1,267

### MOST TD PASSES, Season

1. EJ Manuel, 2013..... 11
- 2t. **Josh Allen, 2018 ..... 10**
- 2t. John Green, 1960..... 10
- 2t. Dennis Shaw, 1970..... 10
- 4t. Trent Edwards, 2007 ..... 7

## RUSHING

### MOST ATTEMPTS, Season

1. Joe Cribbs, 1980..... 306
2. Willis McGahee, 2004.....284
3. Marshawn Lynch, 2007..280
4. Greg Bell, 1984.....262
5. Terry Miller, 1978 .....238

### MOST YARDS, Season

1. Joe Cribbs, 1980.....1,185
2. Willis McGahee, 2004...1,128
3. Marshawn Lynch, 2007....1,115
4. Greg Bell, 1984.....1,100
5. Terry Miller, 1978 .....1,060

### MOST TOUCHDOWNS, Season

1. Willis McGahee, 2004..... 13
2. Joe Cribbs, 1980..... 11
- 3t. **Josh Allen, 2018 ..... 8**
- 3t. Antowain Smith, 1997..... 8
- 5t. Terry Miller, 1978..... 7
- 5t. Greg Bell, 1984 ..... 7
- 5t. Marshawn Lynch, 2007 ... 7
- 5t. Karlos Williams, 2015..... 7

## RECEIVING

### MOST RECEPTIONS, Season

1. Sammy Watkins, 2014 .... 65
2. Joe Cribbs, 1980 ..... 52
3. Glenn Bass, 1961 ..... 50
- 4t. Jerry Butler, 1979..... 48
- 4t. Andre Reed, 1985 ..... 48

### MOST YARDS, Season

1. Sammy Watkins, 2014 ... 982
2. Lee Evans, 2004 ..... 843
3. Jerry Butler, 1979..... 834
4. Glenn Bass, 1961 ..... 765
5. Elbert Dubenion, 1960 ... 752

### MOST TOUCHDOWNS, Season

1. Lee Evans, 2004 ..... 9
- 2t. **Gabriel Davis, 2020 ..... 7**
- 2t. Elbert Dubenion,1960 ..... 7
3. Sammy Watkins, 2014 ..... 6

## TOTAL OFFENSE

### MOST POINTS, Season

1. **Tyler Bass, 2020 ..... 141**
2. Pete Gogolak, 1964..... 102
3. Booth Lusteg, 1966 ..... 98
4. Willis McGahee, 2004 .... 78
5. Joe Cribbs, 1980 ..... 72
- 6t. Grant Guthrie, 1970 ..... 54
- 6t. Lee Evans, 2004..... 54

## INTERCEPTIONS

### MOST INTERCEPTIONS, Season

1. Jairus Byrd, 2009..... 9
2. Archie Matsos, 1960..... 8
- 3t. Carl Charon, 1962..... 7
- 3t. George "Butch" Byrd, 1964...7

## PUNT RETURNS

### PUNT RETURN YARDS, Season

1. Jeff Burris, 1994 ..... 332
2. Hagood Clarke, 1964 .... 317
3. Don Wilson, 1984 ..... 297
4. Russell Copeland, 1993.. 274
5. Donnie Walker, 1973..... 210

## KICK RETURNS

### KICK RETURN YARDS, Season

1. Leodis McKelvin, 2008 ..1,468
2. Eric Moulds, 1996.....1,205
3. C.J. Spiller, 2010 ..... 1,014
4. Max Anderson, 1968..... 971
5. Darick Holmes, 1995 ..... 799



# 300-YARD PASSING PERFORMANCES

## REGULAR SEASON ONLY

YARDS	ATT	COMP	TD	INT	PLAYER	OPP.	DATE	H/A	SCORE	RECORD
334	49	18	2	1	John Green	v HOU	10/30/60	H	W, 25-24	1-0
300	24	12	2	2	Jack Kemp	@ KCY	10/13/63	A	W, 35-26	2-0
317	36	18	1	1	Jack Kemp (2)	v BOS	10/26/63	H	W, 28-21	3-0
378	26	14	3	3	Jack Kemp (3)	@ HOU	10/11/64	A	W, 48-17	4-0
317	21	12	2	2	Dennis Shaw	v NYJ	10/4/70	H	W, 33-31	5-0
358	32	24	2	2	Dennis Shaw (2)	v MIA	10/18/70	H	L, 14-33	5-1
353	30	18	4	3	Dennis Shaw (3)	v DAL	9/19/71	H	L, 37-49	5-2
331	40	25	1	3	Joe Ferguson	@ MIA	12/17/77	A	L, 14-31	5-3
367	30	19	5	0	Joe Ferguson (2)	v NYJ	9/23/79	H	W, 46-31	6-3
317	23	14	3	1	Joe Ferguson (3)	@ BAL	9/30/79	A	W, 31-13	7-3
339	35	17	1	2	Joe Ferguson (4)	@ DET	10/28/79	A	W, 20-17	8-3
316	46	27	0	1	Joe Ferguson (5)	v DEN	12/2/79	H	L, 9-16	8-4
338	29	20	3	0	Joe Ferguson (6)	v MIA	10/12/81	H	W, 31-21	9-4
301	42	19	1	4	Joe Ferguson (7)	@ DAL	11/9/81	A	L, 14-27	9-5
330	45	25	3	1	Joe Ferguson (8)	v MIN	9/16/82	H	W, 23-22	10-5
419	55	38	5	1	Joe Ferguson (9)	@ MIA	10/9/83	A	W, 38-35	11-5
340	46	31	2	0	Joe Ferguson (10)	v NYJ	9/23/84	H	L, 26-28	11-6
377	46	31	0	2	Vince Ferragamo	v SDC	9/8/85	H	L, 9-14	11-7
357	39	22	0	2	Bruce Mathison	v NYJ	12/8/85	H	L, 7-27	11-8
342	39	29	3	0	Jim Kelly	@ TAM	11/2/86	A	L, 28-34	11-9
315	39	20	2	0	Jim Kelly (2)	v CLE	12/7/86	H	L, 17-21	11-10
305	42	25	3	1	Jim Kelly (3)	v NYJ	9/13/87	H	L, 28-31	11-11
359	39	29	2	0	Jim Kelly (4)	@ MIA	10/25/87	A	W, 34-31	12-11
315	36	22	1	0	Jim Kelly (5)	@ RAI	12/6/87	A	L, 21-34	12-12
315	39	21	3	1	Jim Kelly (6)	v IND	10/9/88	H	W, 34-23	13-12
302	27	16	3	1	Jim Kelly (7)	@ NYJ	10/17/88	A	W, 37-14	14-12
363	29	17	5	1	Jim Kelly (8)	@ HOU	9/24/89	A	W, 47-41	15-12
356	41	21	1	2	Jim Kelly (9)	@ NEP	11/19/89	A	L, 24-33	15-13
334	32	19	3	1	Jim Kelly (10)	v PHI	12/2/90	H	W, 30-23	16-13
381	39	29	2	1	Jim Kelly (11)	v MIA	9/1/91	H	W, 35-31	17-13
363	43	31	6	2	Jim Kelly (12)	v PIT	9/8/91	H	W, 52-34	18-13
322	35	20	1	1	Jim Kelly (13)	@ TAM	9/22/91	A	W, 17-10	19-13
303	29	19	3	0	Jim Kelly (14)	v CHI	9/29/91	H	W, 35-20	20-13
392	27	18	5	3	Jim Kelly (15)	v CIN	10/21/91	H	W, 35-16	21-13
347	52	33	2	1	Jim Kelly (16)	@ RAI	12/8/91	A	W, 30-27	22-13
403	33	22	3	1	Jim Kelly (17)	@ SFR	9/13/92	A	W, 34-31	23-13
308	20	15	3	0	Jim Kelly (18)	@ NEP	9/27/92	A	W, 41-7	24-13
306	48	25	1	4	Jim Kelly (19)	v MIA	10/4/92	H	L, 10-37	24-14
302	45	26	0	1	Jim Kelly (20)	@ RAI	10/11/92	A	L, 3-20	24-15
317	46	29	1	0	Jim Kelly (21)	@ NEP	11/7/93	A	W, 13-10	25-15
328	41	25	4	3	Jim Kelly (22)	@ NEP	9/11/94	A	W, 38-35	26-15
365	44	32	2	1	Jim Kelly (23)	v GBY	11/20/94	H	W, 29-20	27-15
316	37	22	2	0	Jim Kelly (24)	@ NYJ	11/19/95	A	W, 28-26	28-15
313	41	24	1	1	Jim Kelly (25)	@ NYG	9/1/96	A	W, 23-20	29-15
309	44	23	1	0	Todd Collins	v IND	10/6/96	H	W, 16-13	30-15
324	41	24	1	2	Jim Kelly (26)	@ SEA	12/8/96	A	L, 18-26	30-16
339	39	21	2	0	Doug Flutie	@ NEP	11/29/98	A	L, 21-25	30-17
319	30	18	2	3	Doug Flutie (2)	@ CIN	12/6/98	A	W, 33-20	31-17
300	42	22	1	2	Doug Flutie (3)	@ IND	9/12/99	A	L, 14-31	31-18
321	47	29	1	1	Rob Johnson	v SDC	10/15/00	H	W, 27-24	32-18
366	25	20	3	0	Doug Flutie (4)	@ SEA	12/23/00	A	W, 42-23	33-18



# 300-YARD PASSING PERFORMANCES

## REGULAR SEASON ONLY

YARDS	ATT	COMP	TD	INT	PLAYER	OPP.	DATE	H/A	SCORE	RECORD
310	37	24	1	1	Rob Johnson (2)	@ SDC	10/28/01	A	L, 24-27	33-19
316	42	28	2	0	Alex Van Pelt	v SEA	11/18/01	H	L, 20-23	33-20
309	34	21	3	1	Alex Van Pelt (2)	v MIA	11/25/01	H	L, 27-34	33-21
463	49	35	3	0	Drew Bledsoe	@ MIN	9/15/02	A	W, 45-39	34-21
328	36	28	4	0	Drew Bledsoe (2)	v CHI	9/29/02	H	W, 33-27	35-21
417	53	32	2	3	Drew Bledsoe (3)	v OAK	10/6/02	H	L, 31-49	35-22
302	36	21	1	0	Drew Bledsoe (4)	v DET	10/27/02	H	W, 24-17	36-22
302	45	28	1	1	Drew Bledsoe (5)	v NEP	11/3/02	H	L, 7-38	36-23
306	27	15	3	0	Drew Bledsoe (6)	v MIA	12/1/02	H	W, 38-21	37-23
328	51	32	2	4	Drew Bledsoe (7)	@ NEP	12/8/02	A	L, 17-27	37-24
314	25	19	2	0	Drew Bledsoe (8)	@ JAX	9/14/03	A	W, 38-17	38-24
308	31	24	1	1	Kelly Holcomb	@ CIN	12/24/05	A	W, 37-27	39-24
328	38	22	1	1	J.P. Losman	v NYJ	9/24/06	H	L, 20-28	39-25
340	38	26	3	1	J.P. Losman (2)	@ HOU	11/19/06	A	W, 24-21	40-25
374	43	29	4	2	Ryan Fitzpatrick	@ BAL	10/24/10	A	L, 34-37	40-26
316	34	21	4	2	Ryan Fitzpatrick (2)	@ CIN	11/21/10	A	W, 49-31	41-26
369	40	27	2	2	Ryan Fitzpatrick (3)	v NEP	9/25/11	H	W, 34-31	42-26
316	47	31	2	3	Ryan Fitzpatrick (4)	v MIA	12/18/11	H	L, 23-30	42-27
307	46	29	2	4	Ryan Fitzpatrick (5)	@ NEP	1/1/12	A	L, 21-49	42-28
350	39	22	4	4	Ryan Fitzpatrick (6)	v NEP	9/30/12	H	L, 28-52	42-29
337	40	27	2	1	Ryan Fitzpatrick (7)	@ NEP	11/11/12	A	L, 31-37	42-30
308	43	30	1	1	Kyle Orton	at DET	10/5/14	A	W, 17-14	43-30
355	57	38	1	2	Kyle Orton (2)	at DEN	12/7/14	A	L, 17-24	43-31
329	49	32	3	2	Kyle Orton (3)	at OAK	12/21/14	A	L, 24-26	43-32
329	39	26	3	0	Tyrod Taylor	v MIA	12/24/16	H	L, 31-34 (OT)	43-33
312	46	33	2	0	Josh Allen	v NYJ	9/13/20	H	W, 27-17	44-33
415	35	24	4	0	Josh Allen (2)	at MIA	9/20/20	A	W, 31-28	45-33
311	33	24	4	1	Josh Allen (3)	v LAR	9/27/20	H	W, 35-32	46-33
307	43	30	0	0	Josh Allen (4)	at NYJ	10/25/20	A	W, 18-10	47-33
415	38	31	3	0	Josh Allen (5)	v SEA	11/8/20	H	W, 44-34	48-33
375	40	32	4	0	Josh Allen (6)	at SF	12/7/20	A	W, 34-24	49-33
359	40	28	2	0	Josh Allen (7)	at DEN	12/20/20	A	W, 48-19	50-33
320	36	27	4	0	Josh Allen (8)	at NE	12/28/20	A	W, 38-9	51-33
358	43	32	4	0	Josh Allen (9)	v WAS	9/26/21	H	W, 43-21	52-33
315	26	15	3	0	Josh Allen (10)	@ KC	10/10/21	A	W, 38-20	53-33
353	47	35	3	1	Josh Allen (11)	@ TEN	10/18/21	A	L, 31-34	53-34
366	28	21	2	1	Josh Allen (12)	@ NYJ	11/14/21	A	W, 45-17	54-34
308	54	36	2	1	Josh Allen (13)	@ TB	12/12/21	A	L, 27-33	54-35
314	47	30	3	0	Josh Allen (14)	@ NE	12/27/21	A	W, 33-21	55-35



# 100-YARD RECEIVING PERFORMANCES

## REGULAR SEASON ONLY

YARDS	REC	AVG.	PLAYER	OPP.	DATE	H/A	SCORE	WITH M (W/2)
112	3	37.3	Elbert Dubenion	v DEN	9/18/60	H	L, 21-27	0- 1-0
110	5	22.0	Wray Carlton	v OAK	10/23/60	H	W, 38- 9	1- 1-0
177	6	29.5	Wray Carlton (2)	v HOU	10/30/60	H	W, 25-24	2- 1-0
161	8	20.1	Elbert Dubenion (2)	v DLT	11/6/60	H	L, 28-45	2- 2-0
123	10	12.3	Tom Rychlec	@ OAK	11/13/60	A	L, 7-20	2- 3-0
134	6	22.3	Elbert Dubenion (3)	@ DEN	11/27/60	A	T, 38-38	2- 3-1
102	4	25.5	Monte Crockett	@ HOU	10/8/61	A	W, 22-12	3- 3-1
159	4	39.8	Glenn Bass	v DLT	10/15/61	H	W, 27-24	4- 3-1
107	8	13.4	Perry Richards	@ BOS	10/22/61	A	L, 21-52	4- 4-1
123	8	15.4	Glenn Bass (2)	v HOU	10/29/61	H	L, 16-28	4- 5-1
100	4	25.0	Elbert Dubenion (4)	v OAK	11/5/61	H	L, 22-31	4- 6-1
110	12	9.2	Glenn Bass (3)	@ OAK	12/3/61	A	W, 26-21	5- 6-1
117	9	13.0	Ernie Warlick	v DLT	12/2/62	H	W, 23-14	6- 6-1
108	7	15.4	Bill Miller	@ OAK	9/15/63	A	L, 17-35	6- 7-1
146	8	18.3	Elbert Dubenion (5)	@ OAK	9/15/63	A	L, 17-35	(0-1)
100	5	20.0	Elbert Dubenion (6)	v KCY	9/22/63	H	T, 27-27	6- 7-2
152	12	12.7	Bill Miller (2)	v OAK	10/5/63	H	W, 12- 0	7- 7-2
109	3	36.3	Charley Ferguson	v BOS	10/26/63	H	W, 28-21	8- 7-2
119	5	23.8	Elbert Dubenion (7)	@ DEN	11/3/63	A	W, 30-28	9- 7-2
100	4	25.0	Ed Rutkowski	v DEN	11/9/63	H	W, 27-17	10- 7-2
112	6	18.7	Elbert Dubenion (8)	v SDC	11/17/63	H	L, 13-23	10- 8-2
123	5	24.6	Elbert Dubenion (9)	v SDC	9/26/64	H	W, 30- 3	11- 8-2
183	5	36.6	Elbert Dubenion (10)	@ HOU	10/11/64	A	W, 48-17	12- 8-2
147	5	29.4	Glenn Bass (4)	@ HOU	10/11/64	A	W, 48-17	(1-1)
122	5	24.4	Elbert Dubenion (11)	@ KCY	10/18/64	A	W, 35-22	13- 8-2
218	5	43.6	Elbert Dubenion (12)	v NYJ	10/24/64	H	W, 34-24	14- 8-2
231	8	28.9	Glenn Bass (5)	@ NYJ	11/8/64	A	W, 20- 7	15- 8-2
127	7	18.1	Ed Rutkowski (2)	v BOS	11/15/64	H	L, 28-36	15- 9-2
141	6	23.5	Glenn Bass (6)	v BOS	11/15/64	H	L, 28-36	(1-2)
103	6	17.2	Glenn Bass (7)	@ BOS	12/20/64	A	W, 24-14	16- 9-2
127	3	42.3	Elbert Dubenion (13)	@ BOS	12/20/64	A	W, 24-14	(2-2)
103	5	20.6	Elbert Dubenion (14)	@ DEN	9/19/65	A	W, 30-15	17- 9-2
156	6	26.0	Billy Joe	v DEN	10/24/65	H	W, 31-13	18- 9-2
106	3	35.3	Bo Roberson	@ HOU	12/5/65	A	W, 29-18	19- 9-2
127	6	21.2	Bo Roberson (2)	v KCY	12/12/65	H	W, 34-25	20- 9-2
101	5	20.2	Elbert Dubenion (15)	v MIA	9/18/66	H	W, 58-24	21- 9-2
104	7	14.9	Elbert Dubenion (16)	v BOS	10/8/66	H	L, 10-20	21-10-2
138	7	19.7	Paul Costa	v DEN	11/19/67	H	L, 20-21	21-11-2
163	6	27.2	Paul Costa (2)	@ OAK	12/24/67	A	L, 21-28	21-12-2
108	5	21.6	Haven Moses	v KCY	10/5/68	H	L, 7-18	21-13-2
119	6	19.8	Marlin Briscoe	@ OAK	10/19/69	A	L, 21-50	21-14-2
147	6	24.5	Haven Moses (2)	@ NYJ	11/9/69	A	L, 6-16	21-15-2
130	6	21.7	Haven Moses (3)	@ BOS	11/23/69	A	L, 21-35	21-16-2
120	4	30.0	Marlin Briscoe (2)	v NYJ	10/4/70	H	W, 33-31	22-16-2
118	4	29.5	Haven Moses (4)	v NYJ	10/4/70	H	W, 33-31	(3-2)
122	4	30.5	Haven Moses (5)	@ PIT	10/11/70	A	L, 10-23	22-17-2
145	7	20.7	Marlin Briscoe (3)	v MIA	10/18/70	H	L, 14-33	22-18-2
121	6	20.2	Wayne Patrick	v MIA	10/18/70	H	L, 14-33	(3-3)
100	5	20.0	Marlin Briscoe (4)	@ NYJ	10/25/70	A	W, 10- 6	23-18-2
109	5	21.8	Marlin Briscoe (5)	v CIN	11/8/70	H	L, 14-43	23-19-2
104	4	26.0	Marlin Briscoe (6)	v BOS	11/29/70	H	L, 10-14	23-20-2
100	6	16.7	Haven Moses (6)	v BAL	12/13/70	H	L, 14-20	23-21-2



# 100-YARD RECEIVING PERFORMANCES

## REGULAR SEASON ONLY

YARDS	REC	AVG.	PLAYER	OPP.	DATE	H/A	SCORE	WITH 1 (W/2)
113	3	37.7	Marlin Briscoe (7)	v DAL	9/19/71	H	L, 37-49	23-22-2
151	6	25.2	Haven Moses (7)	@ NYJ	10/17/71	A	L, 17-28	23-23-2
115	8	14.4	J.D. Hill	v BAL	10/1/72	H	L, 0-17	23-24-2
129	8	16.1	J.D. Hill (2)	v DET	12/10/72	H	T, 21-21	23-24-3
118	7	16.9	J.D. Hill (3)	@ SDC	9/23/73	A	L, 7-34	23-25-3
110	7	15.7	Ahmad Rashad	@ NEP	11/3/74	A	W, 29-28	24-25-3
121	6	20.2	John Holland	@ BAL	10/12/75	A	W, 38-31	25-25-3
118	7	16.9	Bob Chandler	v BAL	11/9/75	H	L, 35-42	25-26-3
147	4	36.8	J.D. Hill (4)	v NEP	11/23/75	H	W, 45-31	26-26-3
117	8	14.6	O.J. Simpson	@ MIA	12/7/75	A	L, 21-31	26-27-3
111	2	55.5	John Holland (2)	v MIA	9/13/76	H	L, 21-30	26-28-3
110	5	22.0	Bob Chandler (2)	@ TAM	9/26/76	A	W, 14-9	27-28-3
104	7	14.9	Bob Chandler (3)	@ NEP	11/7/76	A	L, 10-20	27-29-3
111	5	22.2	Reuben Gant	v CLE	10/23/77	H	L, 16-27	27-30-3
120	9	13.3	Bob Chandler (4)	@ OAK	11/28/77	A	L, 13-34	27-31-2
108	7	15.4	Bob Chandler (5)	@ NYJ	12/11/77	A	W, 14-10	28-31-3
100	6	16.7	Reuben Gant (2)	v NYJ	9/10/78	H	L, 20-21	28-32-2
153	5	30.6	Frank Lewis	@ MIA	9/17/78	A	L, 24-31	28-33-3
116	7	16.6	Bob Chandler (6)	v KCY	10/1/78	H	W, 28-13	29-33-3
114	7	16.3	Bob Chandler (7)	@ CLE	10/29/78	A	L, 20-41	29-34-3
126	7	18.0	Frank Lewis (2)	@ KCY	12/3/78	A	L, 10-14	29-35-3
116	7	16.6	Jerry Butler	v CIN	9/9/79	H	W, 51-24	30-35-3
157	8	19.6	Curtis Brown	@ SDC	9/16/79	A	L, 19-27	30-36-3
255	10	25.5	Jerry Butler (2)	v NYJ	9/23/79	H	W, 46-31	31-36-3
120	3	40.0	Frank Lewis (3)	@ BAL	9/30/79	A	W, 31-13	32-36-3
158	8	19.8	Frank Lewis (4)	v BAL	10/21/79	H	L, 13-14	32-37-3
190	7	27.1	Frank Lewis (5)	@ DET	10/28/79	A	W, 20-17	33-37-3
116	6	19.3	Frank Lewis (6)	v GBY	11/18/79	H	W, 19-12	34-37-3
111	8	13.9	Frank Lewis (7)	@ MIN	12/9/79	A	L, 3-10	34-38-3
133	5	26.6	Jerry Butler (3)	@ NOR	9/21/80	A	W, 35-26	35-38-3
122	9	13.6	Jerry Butler (4)	v ATL	11/2/80	H	L, 14-30	35-39-3
123	6	20.5	Jerry Butler (5)	v NYJ	9/6/81	H	W, 31-0	36-39-3
108	7	15.4	Frank Lewis (8)	v PHI	9/17/81	H	L, 14-20	36-40-3
132	8	16.5	Frank Lewis (9)	@ CIN	9/27/81	A	L, 24-27	36-41-3
106	5	21.2	Frank Lewis (10)	v MIA	10/12/81	H	W, 31-21	37-41-3
109	6	18.2	Frank Lewis (11)	@ NYJ	10/18/81	A	L, 14-33	37-42-3
163	5	32.6	Joe Cribbs	v CLE	11/1/81	H	W, 22-13	38-42-3
118	8	14.8	Jerry Butler (6)	@ DAL	11/9/81	A	L, 14-27	38-43-3
111	6	18.5	Roland Hooks	v NEP	11/22/81	H	W, 20-17	39-43-3
113	5	22.6	Frank Lewis (12)	@ SDC	12/6/81	A	W, 28-27	40-43-3
111	7	15.9	Jerry Butler (7)	v MIN	9/16/82	H	W, 23-22	41-43-3
113	7	16.1	Frank Lewis (13)	@ NEP	1/2/83	A	L, 19-30	41-44-3
116	7	16.6	Frank Lewis (14)	v NEP	10/23/83	H	L, 0-31	41-45-3
106	4	26.5	Byron Franklin	@ RAM	11/27/83	A	L, 17-41	41-46-3
103	6	17.2	Perry Tuttle	@ ATL	12/18/83	A	L, 14-31	41-47-3
140	4	35.0	Jerry Butler (8)	v SDC	9/8/85	H	L, 9-14	41-48-3
103	6	17.2	Andre Reed	@ SDC	12/1/85	A	L, 7-40	41-49-3
127	5	25.4	Chris Burkett	v NYJ	12/8/85	H	L, 7-27	41-50-3
113	7	16.1	Pete Metzelaars	@ TAM	11/2/86	A	L, 28-34	41-51-3
122	3	40.7	Chris Burkett (2)	v CLE	12/7/86	H	L, 17-21	41-52-3
145	5	29.0	Chris Burkett (3)	@ IND	12/14/86	A	L, 14-24	41-53-3



# 100-YARD RECEIVING PERFORMANCES

## REGULAR SEASON ONLY

YARDS	REC	AVG.	PLAYER	OPP.	DATE	H/A	SCORE	WITH 1 (W/2)
115	7	16.4	Chris Burkett (4)	v HOU	9/20/87	H	W, 34-30	42-53-3
130	9	14.4	Chris Burkett (5)	@ MIA	10/25/87	A	W, 34-31	43-53-3
108	8	13.5	Andre Reed (2)	v WAS	11/1/87	H	L, 7-27	43-54-3
153	7	21.9	Andre Reed (3)	@ RAI	12/6/87	A	L, 21-34	43-55-3
122	8	15.3	Andre Reed (4)	v MIA	9/11/88	H	W, 9-6	44-55-3
124	7	17.7	Andre Reed (5)	v IND	10/9/88	H	W, 34-23	45-55-3
132	7	18.9	Andre Reed (6)	@ NYJ	10/17/88	A	W, 37-14	46-55-3
132	6	22.0	Trumaine Johnson	v NEP	10/23/88	H	W, 23-20	47-55-3
157	13	12.1	Andre Reed (7)	v DEN	9/18/89	H	L, 14-28	47-56-3
135	5	27.0	Andre Reed (8)	@ HOU	9/24/89	A	W, 47-41	48-56-3
114	4	28.5	Andre Reed (9)	v NEP	10/1/89	H	W, 31-10	49-56-3
106	8	13.3	Andre Reed (10)	v RAM	10/16/89	H	W, 23-20	50-56-3
100	5	20.0	Andre Reed (11)	@ ATL	11/5/89	A	L, 28-30	50-57-3
107	6	17.8	Andre Reed (12)	@ NEP	11/19/89	A	L, 24-33	50-58-3
115	10	11.5	Andre Reed (13)	@ SFR	12/17/89	A	L, 10-21	50-59-3
116	8	14.5	Andre Reed (14)	v NYJ	10/21/90	H	W, 30-27	51-59-3
122	7	17.4	Andre Reed (15)	@ CLE	11/4/90	A	W, 42-0	52-59-3
174	5	34.8	James Lofton	v PHI	12/2/90	H	W, 30-23	53-59-3
154	11	14.0	Andre Reed (16)	v MIA	9/1/91	H	W, 35-31	54-59-3
103	8	12.9	Thurman Thomas	v MIA	9/1/91	H	W, 35-31	(4-3)
118	9	13.1	Andre Reed (17)	v PIT	9/8/91	H	W, 52-34	55-59-3
112	10	11.2	Don Beebe	v PIT	9/8/91	H	W, 52-34	(5-3)
112	13	8.6	Thurman Thomas (2)	@ NYJ	9/15/91	A	W, 23-20	56-59-3
122	4	30.5	James Lofton (2)	v CHI	9/29/91	H	W, 35-20	57-59-3
220	8	27.5	James Lofton (3)	v CIN	10/21/91	H	W, 35-16	58-59-3
121	5	24.2	Andre Reed (18)	v NEP	11/3/91	H	W, 22-17	59-59-3
114	6	19.0	James Lofton (4)	@ GBY	11/10/91	A	W, 34-24	60-59-3
109	5	21.8	James Lofton (5)	v NYJ	12/1/91	H	W, 24-13	61-59-3
107	8	13.4	Andre Reed (19)	@ RAI	12/8/91	A	W, 30-27	62-59-3
144	10	14.4	Andre Reed (20)	@ SFR	9/13/92	A	W, 34-31	63-59-3
113	4	28.3	Pete Metzelaars (2)	@ SFR	9/13/92	A	W, 34-31	(6-3)
168	9	18.7	Andre Reed (21)	@ NEP	9/27/92	A	W, 41-7	64-59-3
113	4	28.3	James Lofton (6)	@ NEP	9/27/92	A	W, 41-7	(7-3)
106	6	17.7	Don Beebe (2)	@ NYJ	10/26/92	A	W, 24-20	65-59-3
101	8	12.6	Don Beebe (3)	v PIT	11/8/92	H	W, 28-20	66-59-3
110	4	27.5	Don Beebe (4)	@ IND	11/29/92	A	L, 13-16	66-60-3
104	4	26.0	Don Beebe (5)	v DEN	12/12/92	H	W, 27-17	67-60-3
110	6	18.3	Andre Reed (22)	v NEP	9/5/93	H	W, 38-14	68-60-3
159	7	22.7	Andre Reed (23)	v WAS	11/1/93	H	W, 24-10	69-60-3
115	4	28.8	Don Beebe (6)	v RAI	12/5/93	H	L, 24-25	69-61-3
142	7	20.3	Andre Reed (24)	@ NEP	9/11/94	A	W, 38-25	70-61-3
106	5	21.2	Andre Reed (25)	v KCY	10/30/94	H	W, 44-10	71-61-3
191	15	12.7	Andre Reed (26)	v GBY	11/20/94	H	W, 29-20	72-61-3
106	3	35.3	Andre Reed (27)	@ MIA	12/4/94	A	W, 42-31	73-61-3
112	6	18.7	Andre Reed (28)	v NEP	12/18/94	H	L, 17-41	73-62-3
111	8	13.9	Don Beebe (7)	@ IND	12/24/94	A	L, 9-10	73-63-3
112	2	56.0	Russell Copeland	v CAR	9/10/95	H	W, 31-9	74-63-3
109	6	18.2	Bill Brooks	v SEA	10/15/95	H	W, 27-21	75-63-3
101	7	14.4	Bill Brooks (2)	v ATL	11/12/95	H	W, 23-17	76-63-3
107	7	15.3	Bill Brooks (3)	@ NYJ	11/19/95	A	W, 28-26	77-63-3
138	5	27.6	Andre Reed (29)	@ NYG	9/1/96	A	W, 23-20	78-63-3
119	6	19.8	Quinn Early	v NEP	9/8/96	H	W, 17-10	79-63-3
111	8	13.9	Thurman Thomas (3)	v IND	10/6/96	H	W, 16-13	80-63-3



# 100-YARD RECEIVING PERFORMANCES

## REGULAR SEASON ONLY

YARDS	REC	AVG.	PLAYER	OPP.	DATE	H/A	SCORE	WITH 1 (W/2)
134	10	13.4	Andre Reed (30)	v MIA	10/13/96	H	L, 7-21	80-64-3
121	4	30.3	Andre Reed (31)	@ NEP	10/27/96	A	L, 25-28	80-65-3
105	6	17.5	Andre Reed (32)	v CIN	11/17/96	H	W, 31-17	81-65-3
160	6	26.7	Steve Tasker	v NYJ	11/24/96	H	W, 35-10	82-65-3
113	3	37.7	Quinn Early (2)	@ IND	12/1/96	A	L, 10-13	82-66-3
127	6	21.2	Andre Reed (33)	@ MIA	12/16/96	A	L, 14-16	82-67-3
142	7	20.3	Andre Reed (34)	v MIN	8/31/97	H	L, 13-34	82-68-3
105	4	26.3	Tim Tindale	@ NYJ	9/7/97	A	W, 28-22	83-68-3
113	4	28.3	Andre Reed (35)	@ KCY	9/14/97	A	L, 16-22	83-69-3
103	8	12.9	Quinn Early (3)	@ TEN	11/23/97	A	L, 14-31	83-70-3
120	7	17.1	Quinn Early (4)	@ GBY	12/20/97	A	L, 21-31	83-71-3
145	5	29.0	Eric Moulds	@ CAR	10/25/98	A	W, 30-14	84-71-3
108	6	18.0	Andre Reed (36)	v IND	11/22/98	H	W, 34-11	85-71-3
177	8	22.1	Eric Moulds (2)	@ NEP	11/29/98	A	L, 21-25	85-72-3
196	6	32.7	Eric Moulds (3)	@ CIN	12/6/98	A	W, 33-20	86-72-3
107	4	26.8	Eric Moulds (4)	v NYJ	12/19/98	H	L, 10-17	86-73-3
147	10	14.7	Eric Moulds (5)	@ IND	9/12/99	A	L, 14-31	86-74-3
122	6	20.3	Eric Moulds (6)	v PIT	10/10/99	H	W, 24-21	87-74-3
106	5	21.2	Peerless Price	@ SEA	10/24/99	A	L, 16-26	87-75-3
110	8	13.8	Eric Moulds (7)	v IND	1/2/00	H	W, 31-6	88-75-3
103	7	14.7	Eric Moulds (8)	v GBY	9/10/00	H	W, 27-18	89-75-3
112	9	12.4	Eric Moulds (9)	v IND	10/1/00	H	L, 16-18	89-76-3
170	11	15.5	Eric Moulds (10)	v SDC	10/15/00	H	W, 27-24	90-76-3
135	12	11.3	Eric Moulds (11)	@ MIN	10/22/00	A	L, 27-31	90-77-3
137	6	22.8	Eric Moulds (12)	v NYJ	10/29/00	H	W, 23-20	91-77-3
102	8	12.8	Eric Moulds (13)	@ TAM	11/26/00	A	L, 17-31	91-78-3
132	8	16.5	Peerless Price (2)	@ SEA	12/23/00	A	W, 42-23	92-78-3
101	4	25.3	Eric Moulds (14)	@ SEA	12/23/00	A	W, 42-23	(8-3)
107	5	21.4	Eric Moulds (15)	v NYJ	10/7/01	H	L, 36-42	92-79-3
103	4	25.8	Peerless Price (3)	v NYJ	10/7/01	H	L, 36-42	(8-4)
151	8	18.9	Peerless Price (4)	@ SDC	10/28/01	A	L, 24-27	92-80-3
138	10	13.8	Peerless Price (5)	v SEA	11/18/01	H	L, 20-23	92-81-3
196	6	32.7	Eric Moulds (16)	v MIA	11/25/01	H	L, 27-34	92-82-3
112	8	14.0	Eric Moulds (17)	v NYJ	9/8/02	H	L, 31-37	92-83-3
185	13	14.2	Peerless Price (6)	@ MIN	9/15/02	A	W, 45-39	93-83-3
110	8	13.8	Josh Reed	@ MIN	9/15/02	A	W, 45-39	(9-4)
124	8	15.5	Eric Moulds (18)	v CHI	9/29/02	H	W, 33-27	94-83-3
126	7	18.0	Peerless Price (7)	v OAK	10/6/02	H	L, 31-49	94-84-3
112	8	14.0	Eric Moulds (19)	v OAK	10/6/02	H	L, 31-49	(9-5)
121	8	15.1	Peerless Price (8)	@ HOU	10/13/02	A	W, 31-24	95-84-3
123	9	13.7	Eric Moulds (20)	v DET	10/27/02	H	W, 24-17	96-84-3
101	4	25.3	Peerless Price (9)	v DET	10/27/02	H	W, 24-17	(10-5)
130	5	26.0	Eric Moulds (21)	v MIA	12/1/02	H	W, 38-21	97-84-3
105	9	11.7	Peerless Price (10)	@ NEP	12/8/02	A	L, 17-27	97-85-3
133	7	19.0	Eric Moulds (22)	@ JAX	9/14/03	A	W, 38-17	98-85-3
109	8	13.6	Josh Reed (2)	v WAS	10/19/03	H	W, 24-7	99-86-3
126	10	12.6	Eric Moulds (24)	v NEP	10/3/04	H	L, 17-31	99-87-3
110	4	27.5	Lee Evans	@ MIA	12/5/04	A	W, 42-32	100-87-3
114	8	14.3	Eric Moulds (23)	v PHI	9/28/03	H	L, 13-23	98-86-3
101	5	20.2	Lee Evans (2)	@ CIN	12/19/04	A	W, 33-17	101-87-3
125	9	13.9	Eric Moulds (25)	@ NEP	10/30/05	A	L, 16-21	101-88-3





# 100-YARD RECEIVING PERFORMANCES

## REGULAR SEASON ONLY

YARDS	REC	AVG.	PLAYER	OPP.	DATE	H/A	SCORE	WITH 1 (W/2)
117	5	23.4	Lee Evans (3)	@ MIA	12/4/05	A	L, 23-24	101-89-3
110	9	12.2	Eric Moulds (26)	v DEN	12/17/05	H	L, 17-28	101-90-3
107	5	21.4	Lee Evans (4)	@ CIN	12/24/05	A	W, 37-27	102-90-3
107	8	13.4	Lee Evans (5)	v NYJ	9/24/06	H	L, 20-28	102-91-3
104	4	26.0	Roscoe Parrish	v NYJ	9/24/06	H	L, 20-28	(10-6)
265	11	24.1	Lee Evans (6)	@ HOU	11/19/06	A	W, 24-21	103-91-3
145	7	20.7	Lee Evans (7)	@ BAL	12/31/06	A	L, 7-19	103-92-3
138	5	27.6	Lee Evans (8)	@ NYJ	10/28/07	A	W, 13-3	104-92-3
165	9	18.3	Lee Evans (9)	v CIN	11/4/07	H	W, 33-21	105-92-3
102	4	25.5	Lee Evans (10)	v SEA	9/7/08	H	W, 34-10	106-92-3
100	2	50.0	Lee Evans (11)	@ ARI	10/5/08	A	L, 17-41	106-93-3
116	7	16.6	Lee Evans (12)	@ MIA	10/26/08	A	L, 16-25	106-94-3
110	5	22.0	Lee Evans (13)	@ KCY	11/23/08	A	W, 54-31	107-94-3
197	9	21.9	Terrell Owens	@ JAX	11/22/09	A	L, 15-18	107-95-3
158	8	19.8	Steve Johnson	@ BAL	10/24/10	A	L, 34-37	107-96-3
105	6	17.5	Lee Evans (14)	@ BAL	10/24/10	A	L, 34-37	(10-7)
145	11	13.2	Steve Johnson (2)	v CHI	11/7/10	H	L, 19-22	107-97-3
137	8	17.1	Steve Johnson (3)	@ CIN	11/21/10	A	W, 49-31	108-97-3
104	5	20.8	Fred Jackson	v PIT	11/28/10	H	L, 16-19	108-98-3
101	5	20.2	Donald Jones	v NEP	9/25/11	H	W, 34-31	109-98-3
116	4	29.0	Steve Johnson (4)	@ SDC	12/11/11	A	L, 10-37	109-99-3
106	6	17.7	Steve Johnson (5)	@ IND	11/25/12	A	L, 13-20	109-100-3
115	8	14.4	Steve Johnson (6)	v SEA	12/16/12	H	L, 17-50	109-101-3
111	6	18.5	Steve Johnson (7)	v NYJ	12/30/12	H	W, 28-9	110-101-3
111	8	13.9	Steve Johnson (8)	v CAR	9/15/13	H	W, 24-23	111-101-3
117	8	14.6	Sammy Watkins	v MIA	9/14/14	H	W, 29-10	112-101-3
105	6	17.5	Scott Chandler	v NEP	10/12/14	H	L, 22-37	112-102-3
122	9	13.6	Sammy Watkins (2)	v MIN	10/19/14	H	W, 17-16	113-102-3
157	3	52.3	Sammy Watkins (3)	@ NYJ	10/26/14	A	W, 43-23	114-102-3
118	9	13.1	Robert Woods	v NYJ	11/24/14	H	W, 38-3	115-102-3
127	7	18.1	Sammy Watkins (4)	@ DEN	12/7/14	A	L, 17-24	115-103-3
111	9	12.3	Charles Clay	v NYG	10/4/15	H	L, 10-24	115-104-3
168	8	21.0	Sammy Watkins (5)	v MIA	11/8/15	H	W, 33-17	116-104-3
158	6	26.3	Sammy Watkins (6)	@ KC	11/29/15	A	L, 22-30	116-105-3
109	3	36.3	Sammy Watkins (7)	v HOU	12/6/15	H	W, 30-21	117-105-3
106	5	21.2	Robert Woods (2)	@ PHI	12/13/15	A	L, 23-30	117-106-3
111	5	22.2	Sammy Watkins (8)	@ WAS	12/20/15	A	L, 25-35	117-107-3
136	11	12.4	Sammy Watkins (9)	v NYJ	1/3/16	H	W, 22-17	118-107-3
112	2	56.0	Marquise Goodwin	v NYJ	9/15/16	H	L, 31-37	118-108-3
162	10	16.2	Robert Woods (3)	@ SEA	11/7/16	A	L, 25-31	118-109-3
154	7	22.0	Sammy Watkins (10)	v MIA	12/24/16	H	L, 31-34	118-110-3
112	5	22.4	Charles Clay (2)	at Atlanta	10/1/17	A	W, 23-17	119-110-3
107	4	26.8	Deonte Thompson	v TB	10/22/17	H	W, 30-27	120-110-3
105	3	35.0	Robert Foster	@ NYJ	11/11/18	A	W, 41-10	121-110-3
104	7	14.9	Robert Foster (2)	v NYJ	12/9/18	H	L, 23-27	121-111-3
108	4	27.0	Robert Foster (3)	v DET	12/16/18	H	W, 14-13	122-111-3
123	7	17.6	John Brown	@ NYJ	9/8/19	A	W, 17-16	123-111-3
137	9	15.2	John Brown (2)	@ MIA	11/17/19	A	W, 37-20	124-111-3
110	6	18.3	Cole Beasley	@ DAL	11/28/19	A	W, 26-15	125-111-3
108	7	15.4	Cole Beasley (2)	@ NE	12/21/19	A	L, 24-17	125-112-3
108	6	18.0	Duke Williams	v NYJ	12/29/19	H	L, 6-13	125-113-3



# 100-YARD RECEIVING PERFORMANCES

## REGULAR SEASON ONLY

YARDS	REC	AVG.	PLAYER	OPP.	DATE	H/A	SCORE	WITH 1 (W/2)
153	8	19.1	Stefon Diggs	at MIA	9/20/20	A	W, 31-28	126-113-3
100	6	16.7	Cole Beasley (3)	v LAR	9/27/20	H	W, 35-32	127-113-3
115	6	19.2	Stefon Diggs (2)	at LV	10/4/20	A	W, 30-23	128-113-3
106	10	10.6	Stefon Diggs (3)	at TEN	10/13/20	A	L, 16-42	128-114-3
112	11	10.2	Cole Beasley (4)	at NYJ	10/25/20	A	W, 18-10	129-114-3
118	9	13.1	Stefon Diggs (4)	v SEA	11/8/20	H	W, 44-34	130-114-3
109	11	9.9	Cole Beasley (5)	at ARI	11/15/20	A	L, 30-32	130-115-3
130	9	14.4	Cole Beasley (6)	at SF	12/7/20	A	W, 34-24	131-115-3
130	10	13.0	Stefon Diggs (5)	v PIT	12/13/20	H	W, 26-15	132-115-3
147	11	13.4	Stefon Diggs (6)	at DEN	12/20/20	A	W, 48-19	133-115-3
112	8	14.0	Cole Beasley (7)	at DEN	12/20/20	A	W, 48-19	(11-7)
145	9	16.1	Stefon Diggs (7)	at NE	12/28/20	A	W, 38-9	134-115-3
107	2	53.5	Gabriel Davis	v MIA	1/3/21	H	W, 56-26	135-115-3
114	7	16.3	Stefon Diggs (8)	v HOU	10/3/21	H	W, 40-0	136-115-3
117	3	39.0	Dawson Knox	at KC	10/10/21	A	W, 38-20	137-115-3
110	10	11.0	Cole Beasley (8)	v MIA	10/31/21	H	W, 26-11	138-115-3
162	8	20.3	Stefon Diggs (9)	at NYJ	11/14/21	A	W, 45-17	139-115-3
105	3	35.0	Gabriel Davis (2)	at NYJ	11/14/21	A	W, 45-17	(12-7)
125	11	11.4	Isaiah McKenzie	at NE	12/26/21	A	W, 33-21	140-115-3



# 100-YARD RUSHING PERFORMANCES

## REGULAR SEASON ONLY

YARDS	ATT.	AVG.	PLAYER	OPP.	DATE	H/A	SCORE	RECORD (W/2)
120	15	8.0	Wilmer Fowler	@ DEN	11/27/60	A	T, 38-38	0-0-1
117	31	3.8	Art Baker	@ SDC	12/10/61	A	L, 10-28	0-1-1
131	15	8.7	Cookie Gilchrist	v DEN	9/15/62	H	L, 20-23	0-2-1
124	25	5.0	Cookie Gilchrist (2)	v SDC	10/13/62	H	W, 35-10	1-2-1
115	6	19.2	Wayne Crow	v SDC	10/13/62	H	W, 35-10	(1-0)
143	19	7.5	Cookie Gilchrist (3)	v OAK	10/20/62	H	W, 14-6	2-2-1
107	23	4.7	Cookie Gilchrist (4)	v BOS	11/3/62	H	T, 28-28	2-2-2
103	19	5.4	Cookie Gilchrist (5)	@ OAK	11/18/62	A	W, 10-6	3-2-2
143	17	8.4	Cookie Gilchrist (6)	@ NYT	12/8/62	A	W, 20-3	4-2-2
125	26	4.8	Cookie Gilchrist (7)	@ DEN	11/9/63	A	W, 30-28	5-2-2
243	36	6.8	Cookie Gilchrist (8)	v NYJ	12/8/63	H	W, 45-14	6-2-2
114	31	3.7	Cookie Gilchrist (9)	@ NYJ	12/14/63	A	W, 19-10	7-2-2
139	15	9.3	Cookie Gilchrist (10)	v HOU	11/1/64	H	W, 24-10	8-2-2
148	11	13.5	Wray Carlton	@ HOU	12/5/65	A	W, 29-18	9-2-2
138	27	5.1	Bobby Burnett	v SDC	10/16/66	H	T, 17-17	9-2-3
110	24	4.6	O.J. Simpson	v DEN	9/28/69	H	W, 41-28	10-2-3
131	17	7.7	Wayne Patrick	v BOS	10/11/69	H	W, 23-16	11-2-3
123	17	7.2	O.J. Simpson (2)	@ BOS	12/1/70	A	W, 45-10	12-2-3
106	18	5.9	O.J. Simpson (3)	@ SDC	10/23/71	A	L, 3-20	12-3-3
138	29	4.8	O.J. Simpson (4)	v SFR	9/24/72	H	W, 27-20	13-3-3
144	28	5.1	O.J. Simpson (5)	@ OAK	10/15/72	A	L, 16-28	13-4-3
189	22	8.6	O.J. Simpson (6)	v PIT	10/29/72	H	L, 21-38	13-5-3
103	22	4.7	O.J. Simpson (7)	@ NEP	11/19/72	A	W, 27-24	14-5-3
116	27	4.3	O.J. Simpson (8)	v DET	12/10/72	H	T, 21-21	14-5-4
101	26	3.9	O.J. Simpson (9)	@ WAS	12/17/72	A	W, 24-17	15-5-4
250	29	8.6	O.J. Simpson (10)	@ NEP	9/16/73	A	W, 31-13	16-5-4
105	18	5.8	Larry Watkins	@ NEP	9/16/73	A	W, 31-13	(2-0)
103	22	4.7	O.J. Simpson (11)	@ SDC	9/23/73	A	L, 7-34	16-6-4
123	24	5.1	O.J. Simpson (12)	v NYJ	9/30/73	H	W, 9-7	17-6-4
171	27	6.3	O.J. Simpson (13)	v PHI	10/7/73	H	W, 27-26	18-6-4
166	22	7.5	O.J. Simpson (14)	v BAL	10/14/73	H	W, 31-13	19-6-4
157	39	4.0	O.J. Simpson (15)	v KYC	10/29/73	H	W, 23-14	20-6-4
120	20	6.0	O.J. Simpson (16)	v MIA	11/18/73	H	L, 0-17	20-7-4
119	17	7.0	Jim Braxton	v MIA	11/18/73	H	L, 0-17	(2-1)
124	15	8.3	O.J. Simpson (17)	@ BAL	11/25/73	A	W, 24-17	21-7-4
137	24	5.7	O.J. Simpson (18)	@ ATL	12/2/73	A	W, 17-6	22-7-4
219	22	10.0	O.J. Simpson (19)	v NEP	12/9/73	H	W, 37-13	23-7-4
200	34	5.9	O.J. Simpson (20)	@ NYJ	12/16/73	A	W, 34-14	24-7-4
117	31	3.8	O.J. Simpson (21)	v NYJ	9/29/74	H	W, 16-12	25-7-4
127	23	5.5	O.J. Simpson (22)	@ BAL	10/13/74	A	W, 27-14	26-7-4
122	32	3.8	O.J. Simpson (23)	v NEP	10/20/74	H	W, 30-28	27-7-4
115	22	5.2	O.J. Simpson (24)	@ CLE	11/24/74	A	W, 15-10	28-7-4
173	32	5.4	O.J. Simpson (25)	v NYJ	9/21/75	H	W, 42-14	29-7-4
227	28	8.1	O.J. Simpson (26)	@ PIT	9/28/75	A	W, 30-21	30-7-4
138	26	5.3	O.J. Simpson (27)	v DEN	10/5/75	H	W, 38-14	31-7-4
102	17	6.0	Jim Braxton (2)	v DEN	10/5/75	H	W, 38-14	(3-1)
159	32	5.0	O.J. Simpson (28)	@ BAL	10/12/75	A	W, 38-31	32-7-4
126	34	3.7	O.J. Simpson (29)	v NYG	10/20/75	H	L, 14-17	32-8-4
123	19	6.5	O.J. Simpson (30)	v BAL	11/9/75	H	L, 35-42	32-9-4
197	17	11.6	O.J. Simpson (31)	@ CIN	11/17/75	A	L, 24-33	32-10-4
160	34	4.7	Jim Braxton (3)	@ STL	11/27/75	A	W, 32-14	33-10-4



# 100-YARD RUSHING PERFORMANCES

## REGULAR SEASON ONLY

YARDS	ATT.	AVG.	PLAYER	OPP.	DATE	H/A	SCORE	RECORD (W/2)
185	21	8.8	O.J. Simpson (32)	@ NEP	12/14/75	A	W, 34-14	34-10-4
101	23	4.4	Jim Braxton (4)	@ NEP	12/14/75	A	W, 34-14	(4-1)
130	24	5.4	O.J. Simpson (33)	v KCY	10/3/76	H	W, 50-17	35-10-4
114	17	6.7	Jeff Kinney	v KCY	10/3/76	H	W, 50-17	(5-1)
110	25	4.4	O.J. Simpson (34)	v NEP	10/24/76	H	L, 22-26	35-11-4
166	29	5.7	O.J. Simpson (35)	v NYJ	10/31/76	H	L, 14-19	35-12-4
118	25	4.7	O.J. Simpson (36)	v SDC	11/21/76	H	L, 13-34	35-13-4
273	29	9.4	O.J. Simpson (37)	@ DET	11/25/76	A	L, 14-27	35-14-4
203	24	8.5	O.J. Simpson (38)	@ MIA	12/5/76	A	L, 27-45	35-15-4
171	28	6.1	O.J. Simpson (39)	@ BAL	12/12/76	A	L, 20-58	35-16-4
122	23	5.3	O.J. Simpson (40)	v NYJ	10/9/77	H	L, 19-24	35-17-4
138	23	6.0	O.J. Simpson (41)	v ATL	10/16/77	H	W, 3-0	36-17-4
155	27	5.7	Roland Hooks	@ NEP	11/6/77	A	W, 24-14	37-17-4
100	18	5.6	Curtis Brown	v CIN	10/22/78	H	W, 5-0	38-17-4
114	11	10.4	Curtis Brown (2)	v MIA	11/12/78	H	L, 24-25	38-18-4
208	21	9.9	Terry Miller	v NYG	11/26/78	H	W, 41-17	39-18-4
115	12	9.6	Roland Hooks (2)	v NYG	11/26/78	H	W, 41-17	(6-1)
123	15	8.2	Terry Miller (2)	@ BAL	12/17/78	A	W, 21-14	40-18-4
118	30	3.9	Joe Cribbs	v NEP	10/26/80	H	W, 31-13	41-18-4
110	24	4.6	Joe Cribbs (2)	v PIT	11/23/80	H	W, 28-13	42-18-4
128	18	7.1	Joe Cribbs (3)	@ SFR	12/21/80	A	W, 18-13	43-18-4
159	17	9.4	Joe Cribbs (4)	v BAL	10/4/81	H	W, 23-17	44-18-4
123	24	5.1	Joe Cribbs (5)	v DEN	10/25/81	H	W, 9-7	45-18-4
109	19	5.7	Roland Hooks (3)	v WAS	11/29/81	H	W, 21-14	46-18-4
153	33	4.6	Joe Cribbs (6)	@ NEP	12/13/81	A	W, 19-10	47-18-4
143	30	4.8	Joe Cribbs (7)	v PIT	12/12/82	H	W, 13-0	48-18-4
108	19	5.7	Joe Cribbs (8)	@ MIA	12/27/82	A	L, 10-27	48-19-4
104	17	6.1	Joe Cribbs (9)	@ NEP	1/2/83	A	L, 19-30	48-20-4
166	22	7.5	Joe Cribbs (10)	v HOU	9/25/83	H	W, 30-13	49-20-4
105	19	5.5	Joe Cribbs (11)	@ BAL	10/16/83	A	W, 30-7	50-20-4
185	36	5.1	Joe Cribbs (12)	@ KCY	12/4/83	A	W, 14-9	51-20-4
100	15	6.7	Joe Cribbs (13)	v SFR	12/11/83	H	L, 10-23	51-21-4
144	29	5.0	Greg Bell	@ IND	9/30/84	A	L, 17-31	51-22-4
113	28	4.0	Greg Bell (2)	@ SEA	10/14/84	A	L, 28-31	51-23-4
206	27	7.6	Greg Bell (3)	v DAL	11/18/84	H	W, 14-3	52-23-4
123	19	6.5	Greg Bell (4)	@ PIT	12/15/85	A	L, 24-30	52-24-4
108	25	4.3	Robb Riddick	v PIT	11/9/86	H	W, 16-12	53-24-4
118	27	4.4	Robb Riddick (2)	@ KCY	11/30/86	A	W, 17-14	54-24-4
139	25	5.6	Carl Byrum	v NYG	10/18/87	H	W, 6-3	55-24-4
119	23	5.2	Ronnie Harmon	v MIA	11/29/87	H	W, 27-0	56-24-4
116	23	5.0	Thurman Thomas	v GBY	10/30/88	H	W, 28-0	57-24-7
103	18	5.7	Robb Riddick (3)	v NYJ	11/20/88	H	W, 9-6	58-24-4
106	14	7.6	Thurman Thomas (2)	v RAI	12/11/88	H	W, 37-21	59-24-4
105	21	5.0	Thurman Thomas (3)	v NEP	10/1/89	H	W, 31-10	60-24-4
105	24	4.4	Thurman Thomas (4)	v RAM	10/16/89	H	W, 23-20	61-24-4
148	22	6.7	Thurman Thomas (5)	v MIA	10/29/89	H	W, 31-17	62-24-4
121	21	5.8	Larry Kinnebrew	v MIA	10/29/89	H	W, 31-17	(7-1)
127	29	4.4	Thurman Thomas (6)	v IND	11/12/89	H	W, 30-7	63-24-4
100	26	3.8	Thurman Thomas (7)	v CIN	11/26/89	H	W, 24-7	64-24-4
214	18	11.9	Thurman Thomas (8)	@ NYJ	9/24/90	A	W, 30-7	65-24-4
136	22	6.2	Thurman Thomas (9)	@ NEP	10/28/90	A	W, 27-10	66-24-4
112	26	4.3	Thurman Thomas (10)	v PHX	11/11/90	H	W, 45-14	67-24-4



# 100-YARD RUSHING PERFORMANCES

## REGULAR SEASON ONLY

YARDS	ATT.	AVG.	PLAYER	OPP.	DATE	H/A	SCORE	RECORD (W/2)
165	22	7.5	Thurman Thomas (11)	v NEP	11/18/90	H	W, 14-0	68-24-4
154	30	5.1	Thurman Thomas (12)	v MIA	12/23/90	H	W, 24-14	69-24-4
165	25	6.6	Thurman Thomas (13)	v MIA	9/1/91	H	W, 35-31	70-24-4
107	15	7.1	Thurman Thomas (14)	v PIT	9/8/91	H	W, 52-34	71-24-4
117	25	4.7	Thurman Thomas (15)	v CHI	9/29/91	H	W, 35-20	72-24-4
117	20	5.9	Thurman Thomas (16)	v IND	10/13/91	H	W, 42-6	73-24-4
108	9	12.0	Kenneth Davis	v IND	10/13/91	H	W, 42-6	(8-1)
126	32	3.9	Thurman Thomas (17)	v NEP	11/3/91	H	W, 22-17	74-24-4
106	24	4.4	Thurman Thomas (18)	@ GBY	11/10/91	A	W, 34-24	75-24-4
135	23	5.9	Thurman Thomas (19)	@ MIA	11/18/91	A	W, 41-27	76-24-4
124	23	5.4	Thurman Thomas (20)	v NYJ	12/1/91	H	W, 24-13	77-24-4
118	25	4.7	Kenneth Davis (2)	v DET	12/22/91	H	L, 14-17	77-25-4
103	22	4.7	Thurman Thomas (21)	v RAM	9/6/92	H	W, 40-7	78-25-4
120	18	6.7	Thurman Thomas (22)	@ NEP	9/27/92	A	W, 41-7	79-25-4
142	21	6.8	Thurman Thomas (23)	@ NYJ	10/26/92	A	W, 24-20	80-25-4
155	37	4.2	Thurman Thomas (24)	v PIT	11/8/92	H	W, 28-20	81-25-4
181	20	9.1	Kenneth Davis (3)	v ATL	11/22/92	H	W, 41-14	82-25-4
103	13	7.9	Thurman Thomas (25)	v ATL	11/22/92	H	W, 41-14	(9-1)
102	21	4.9	Thurman Thomas (26)	@ IND	11/29/92	A	L, 13-16	82-26-4
116	18	6.4	Thurman Thomas (27)	v NYJ	12/6/92	H	L, 17-24	82-27-4
120	26	4.6	Thurman Thomas (28)	v DEN	12/12/92	H	W, 27-17	83-27-4
115	24	4.8	Thurman Thomas (29)	@ NOR	12/20/92	A	W, 20-16	84-27-4
114	24	4.8	Thurman Thomas (30)	v NEP	9/5/93	H	W, 38-14	85-27-4
122	26	4.7	Thurman Thomas (31)	v NYG	10/3/93	H	W, 17-14	86-27-4
117	27	4.3	Thurman Thomas (32)	@ NYJ	10/24/93	A	W, 19-10	87-27-4
129	28	4.6	Thurman Thomas (33)	v WAS	11/1/93	H	W, 24-10	88-27-4
111	30	3.7	Thurman Thomas (34)	@ NEP	11/7/93	A	W, 13-10	89-27-4
116	27	4.3	Thurman Thomas (35)	v IND	11/21/93	H	W, 23-9	90-27-4
110	26	4.2	Thurman Thomas (36)	@ IND	1/2/94	A	W, 30-10	91-27-4
106	26	4.1	Thurman Thomas (37)	@ NEP	9/11/94	A	W, 38-35	92-27-4
112	28	4.0	Thurman Thomas (38)	@ HOU	9/18/94	A	W, 15-7	93-27-4
103	17	6.1	Thurman Thomas (39)	v DEN	9/26/94	H	W, 27-20	94-27-4
125	31	4.0	Thurman Thomas (40)	v MIA	10/9/94	H	W, 21-11	95-27-4
133	27	4.9	Thurman Thomas (41)	v NYJ	10/8/95	H	W, 29-10	96-27-4
100	23	4.3	Darick Holmes	v ATL	11/12/95	H	W, 23-17	97-27-4
129	24	5.4	Thurman Thomas (42)	@ STL	12/10/95	A	W, 45-27	98-27-4
148	35	4.2	Thurman Thomas (43)	v MIA	12/17/95	H	W, 23-20	99-27-4
119	26	4.6	Thurman Thomas (44)	@ NEP	10/27/96	A	L, 25-28	99-28-4
122	22	5.5	Darick Holmes (2)	v WAS	11/3/96	H	W, 38-13	100-28-4
107	23	4.7	Thurman Thomas (45)	v WAS	11/3/96	H	W, 38-13	(10-1)
129	12	10.8	Antowain Smith	v IND	9/21/97	H	W, 37-35	101-28-4
104	18	5.8	Thurman Thomas (46)	v NYJ	11/30/97	H	W, 20-10	102-28-4
118	22	5.4	Antowain Smith (2)	v STL	9/20/98	H	L, 33-34	102-29-4
130	31	4.2	Antowain Smith (3)	@ IND	10/11/98	A	W, 31-24	103-29-4
107	23	4.7	Antowain Smith (4)	v IND	11/22/98	H	W, 34-11	104-29-4
113	30	3.8	Antowain Smith (5)	v NYJ	9/19/99	H	W, 17-3	105-29-4
126	29	4.3	Antowain Smith (6)	v MIA	11/14/99	H	W, 23-3	106-29-4
147	17	8.6	Antowain Smith (7)	@ SEA	12/23/00	A	W, 42-23	107-29-4
113	19	5.9	Travis Henry	v NYJ	10/7/01	H	L, 36-42	107-30-4
101	27	3.7	Travis Henry (2)	v CAR	12/9/01	H	W, 25-24	108-30-4
130	16	8.1	Shawn Bryson	@ ATL	12/23/01	A	L, 30-33	108-31-4
107	28	3.8	Shawn Bryson (2)	@ NYJ	12/30/01	A	W, 14-9	109-31-4



# 100-YARD RUSHING PERFORMANCES

## REGULAR SEASON ONLY

YARDS	ATT.	AVG.	PLAYER	OPP.	DATE	H/A	SCORE	RECORD (W/2)
149	31	4.8	Travis Henry (3)	v NYJ	9/8/02	H	L, 31-37	109-32-4
159	28	5.7	Travis Henry (4)	@ HOU	10/13/02	A	W, 31-24	110-32-4
132	22	6.0	Travis Henry (5)	@ MIA	10/20/02	A	W, 23-10	111-32-4
126	24	5.3	Travis Henry (6)	@ KCY	11/17/02	A	L, 16-17	111-33-4
151	35	4.3	Travis Henry (7)	v MIA	12/1/02	H	W, 38-21	112-33-4
144	22	6.5	Travis Henry (8)	v SDC	12/15/02	H	W, 20-13	113-33-4
167	31	5.4	Travis Henry (9)	v WAS	10/19/03	H	W, 24-7	114-33-4
124	22	5.6	Travis Henry (10)	@ KCY	10/26/03	A	L, 5-38	114-34-4
149	23	6.5	Travis Henry (11)	v HOU	11/16/03	H	L, 10-12	114-35-4
113	26	4.3	Travis Henry (12)	@ NYG	11/30/03	A	W, 24-7	115-35-4
169	32	5.3	Travis Henry (13)	v NYJ	12/7/03	H	W, 17-6	116-35-4
111	26	4.3	Willis McGahee	v MIA	10/17/04	H	W, 20-13	117-35-4
102	30	3.4	Willis McGahee (2)	v ARI	10/31/04	H	W, 38-14	118-35-4
132	37	3.6	Willis McGahee (3)	v NYJ	11/7/04	H	W, 22-17	119-35-4
100	20	5.0	Willis McGahee (4)	v STL	11/21/04	H	W, 37-17	120-35-4
116	28	4.1	Willis McGahee (5)	@ SEA	11/28/04	A	W, 38-9	121-35-4
105	27	3.9	Willis McGahee (6)	v CLE	12/12/04	H	W, 37-7	122-35-4
102	15	6.8	Willis McGahee (7)	@ SFR	12/26/04	A	W, 41-7	123-35-4
117	22	5.3	Willis McGahee (8)	v HOU	9/11/05	H	W, 22-7	124-35-4
140	27	5.2	Willis McGahee (9)	v ATL	9/25/05	H	L, 16-24	124-36-4
143	29	4.9	Willis McGahee (10)	v NYJ	10/16/05	H	W, 27-17	125-36-4
136	31	4.4	Willis McGahee (11)	@ NEP	10/30/05	A	L, 16-21	125-37-4
113	22	5.1	Willis McGahee (12)	@ NYJ	1/1/06	A	L, 26-30	125-38-4
150	26	5.8	Willis McGahee (13)	v NYJ	9/24/06	H	L, 20-28	125-39-4
109	28	3.9	Anthony Thomas	@ IND	11/12/06	A	L, 16-17	125-40-4
125	16	7.8	Willis McGahee (14)	@ NYJ	12/10/06	A	W, 31-13	126-40-4
153	29	5.3	Marshawn Lynch	v CIN	11/4/07	H	W, 33-21	127-40-4
115	15	7.7	Fred Jackson	v MIA	12/9/07	H	W, 38-17	128-40-4
107	23	4.7	Marshawn Lynch (2)	v MIA	12/9/07	H	W, 38-17	(11-1)
105	22	4.8	Marshawn Lynch (3)	@ PHI	12/30/07	A	L, 9-17	128-41-4
119	23	5.2	Marshawn Lynch (4)	v CLE	11/17/08	H	L, 27-29	128-42-4
134	16	8.4	Marshawn Lynch (5)	v SFR	11/30/08	H	L, 3-10	128-43-4
127	21	6.0	Marshawn Lynch (6)	@ NYJ	12/14/08	A	L, 27-31	128-44-4
136	27	5.0	Fred Jackson (2)	v NEP	12/28/08	H	L, 0-13	128-45-4
163	28	5.8	Fred Jackson (3)	v TAM	9/20/09	H	W, 33-20	129-45-4
212	33	6.4	Fred Jackson (4)	v IND	1/3/10	H	W, 30-7	130-45-4
133	25	5.3	Fred Jackson (5)	v DET	11/14/10	H	W, 14-12	131-45-4
116	21	5.5	Fred Jackson (6)	@ CIN	11/21/10	A	W, 49-31	132-45-4
112	29	3.9	Fred Jackson (7)	v CLE	12/12/10	H	W, 13-6	133-45-4
112	20	5.6	Fred Jackson (8)	@ KCY	9/11/11	A	W, 41-7	134-45-4
117	15	7.8	Fred Jackson (9)	v OAK	9/18/11	H	W, 38-35	135-45-4
111	26	4.3	Fred Jackson (10)	v PHI	10/9/11	H	W, 31-24	136-45-4
121	16	7.6	Fred Jackson (11)	@ NYG	10/16/11	A	L, 24-27	136-46-4
120	26	4.6	Fred Jackson (12)	v WAS	10/30/11	H	W, 23-0	137-46-4
114	13	8.8	Fred Jackson (13)	@ DAL	11/13/11	A	L, 7-44	137-47-4
111	16	6.9	C.J. Spiller	v DEN	12/24/11	H	W, 40-14	138-47-4
169	14	12.1	C.J. Spiller (2)	@ NYJ	9/9/12	A	L, 28-48	138-48-4
123	15	8.2	C.J. Spiller (3)	v KCY	9/16/12	H	W, 35-17	139-48-4
107	14	7.6	C.J. Spiller (4)	@ IND	11/25/12	A	L, 13-20	139-49-4
109	25	4.4	Fred Jackson (14)	v JAX	12/2/12	H	W, 34-18	140-49-4
103	17	6.1	C.J. Spiller (5)	v SEA	12/16/12	H	L, 17-50	140-50-4
138	22	6.3	C.J. Spiller (6)	@ MIA	12/23/12	A	L, 10-24	140-51-4
103	16	6.4	C.J. Spiller (7)	v CAR	9/15/13	H	W, 24-23	141-51-4



# 100-YARD RUSHING PERFORMANCES

## REGULAR SEASON ONLY

YARDS	ATT.	AVG.	PLAYER	OPP.	DATE	H/A	SCORE	RECORD (W/2)
116	12	9.7	C.J. Spiller (8)	v KCY	11/3/13	H	L, 13-23	141-52-4
149	15	9.9	C.J. Spiller (9)	v ATL	12/1/13	H	L, 31-34	141-53-4
111	19	5.8	Fred Jackson (15)	v MIA	12/22/13	H	W, 19-0	142-53-4
105	19	5.5	C.J. Spiller (10)	@ NEP	12/29/13	A	L, 20-34	142-54-4
110	12	9.2	Karlos Williams	@ MIA	9/27/15	A	W, 41-14	143-54-4
110	9	12.2	Karlos Williams (2)	v MIA	11/8/15	H	W, 33-17	144-54-4
112	16	7.0	LeSean McCoy	v MIA	11/8/15	H	W, 33-17	145-54-4
112	19	5.9	LeSean McCoy (2)	@ NYJ	11/12/15	A	W, 22-17	146-54-4
112	21	5.3	LeSean McCoy (3)	v HOU	12/6/15	H	W, 30-21	147-54-4
110	17	6.5	LeSean McCoy (4)	v ARI	9/25/16	H	W, 33-18	148-54-4
150	18	8.3	LeSean McCoy (5)	@ LAR	10/2/16	A	W, 30-19	149-54-4
140	19	7.4	LeSean McCoy (6)	v SF	10/9/16	H	W, 45-16	150-54-4
103	19	5.4	LeSean McCoy (7)	v JAX	11/27/16	H	W, 28-21	151-54-4
130	17	7.6	LeSean McCoy (8)	@ OAK	12/4/16	A	L, 24-38	151-55-4
153	19	8.1	LeSean McCoy (9)	v CLE	12/18/16	H	W, 33-13	152-55-4
128	24	5.3	LeSean McCoy (10)	v MIA	12/24/16	H	L, 31-34	152-56-4
110	22	5.0	LeSean McCoy (11)	v NYJ	9/10/17	H	W, 21-12	153-56-4
151	27	5.6	LeSean McCoy (12)	v OAK	10/29/17	H	W, 34-14	154-56-4
114	13	8.8	LeSean McCoy (13)	@ LAC	11/19/17	A	L, 54-24	154-57-4
156	32	4.9	LeSean McCoy (14)	v IND	12/10/17	H	W, 13-7	155-57-4
113	26	4.3	LeSean McCoy (15)	@ NYJ	11/11/18	A	W, 41-10	156-57-4
135	9	15.0	Josh Allen	@ MIA	12/2/18	A	L, 17-21	156-58-4
101	9	11.2	Josh Allen (2)	v NYJ	12/9/18	H	L, 23-27	156-59-4
109	17	6.4	Frank Gore	v NE	9/29/19	H	L, 10-16	156-60-4
106	21	5.0	Devin Singletary	v DEN	11/24/19	H	W, 20-3	157-60-4
109	12	9.1	Josh Allen (3)	@ TB	12/12/21	A	L, 27-33	157-61-4
110	23	5.3	Devin Singletary (2)	v ATL	1/2/22	H	W, 29-15	158-61-4



# BILLS IN PRIMETIME

## PRIMETIME GAMES

### THURSDAYS

DATE	OPPONENT	W/L	SCORE
9/17/81	PHI	L	14-20
9/16/82	MIN	W	23-22
10/18/01	@JAX	W	13-10
12/3/09	NYJ (Toronto)	L	13-19
11/15/12	MIA	W	19-14
10/3/13	@CLE	L	24-37
11/13/14	@MIA	L	9-22
11/12/15	@NYJ	W	22-17
9/15/16	NYJ	L	31-37
11/2/17	@NYJ	L	21-34
11/25/21	@NO	W	31-6

Total Games: 11 Wins: 5 Losses: 6

### SATURDAYS

DATE	OPPONENT	W/L	SCORE
12/23/00	@SEA	W	42-23
12/17/05	DEN	L	17-28

Total Games: 2 Wins: 1 Losses: 1

### SUNDAYS

DATE	OPPONENT	W/L	SCORE
10/7/90	LA Raiders	W	38-24
12/15/91	@IND	W	35-7
9/20/92	IND	W	38-0
12/27/92	@Houston Oilers	L	3-27
10/3/93	NYG	W	17-14
12/4/94	@MIA	W	42-31
9/3/95	@DEN	L	7-22
12/3/95	@SF	L	17-27
9/1/96	@NYG	W	23-20 (OT)
10/27/96	@NE	L	25-28
10/25/98	@CAR	W	30-14
9/19/99	NYJ	W	17-3
12/19/99	@ARI	W	31-21
9/3/00	TEN	W	16-13
12/2/01	@SF	L	0-35
9/21/03	@MIA	L	7-17
10/26/03	@KC	L	5-38
11/14/04	@NE	L	6-29
10/30/05	@NE	L	16-21
11/18/07	NE	L	10-56
12/15/19	@PIT	W	17-10
12/13/20	PIT	W	26-15
10/10/21	@KC	W	38-20

Total Games: 23 Wins: 13 Losses: 10





# BILLS IN PRIMETIME

## PRIMETIME GAMES

### MONDAYS

DATE	OPPONENT	W/L	SCORE
10/29/73	KC	W	23-14
9/16/74	OAK	W	21-20
10/20/75	NYG	L	14-17
11/17/75	@CIN	L	24-33
9/13/76	MIA	L	21-30
11/15/76	@DAL	L	10-17
11/28/77	@OAK	L	13-34
10/12/81	MIA	W	31-21
11/9/81	@DAL	L	14-27
12/27/82	@MIA	L	10-27
10/3/83	NYJ	L	10-34
9/17/84	MIA	L	17-21
10/17/88	@NYJ	W	37-14
11/14/88	@MIA	W	31-6
9/18/89	DEN	L	14-28
10/16/89	LA Rams	W	23-20
12/4/89	@SEA	L	16-17
9/24/90	@NYJ	W	30-7
11/26/90	@Houston Oilers	L	24-27
10/7/91	@KC	L	6-33
10/21/91	CIN	W	35-16
11/18/91	@MIA	W	41-27
10/26/92	@NYJ	W	24-20
11/16/92	@MIA	W	26-20
10/11/93	Houston Oilers	W	35-7
11/1/93	WAS	W	24-10
11/15/93	@PIT	L	0-23
9/26/94	DEN	W	27-20
11/14/94	@PIT	L	10-23
10/2/95	@CLE	W	22-19
10/23/95	@NE	L	14-27
9/16/96	@PIT	L	6-24
12/16/96	@MIA	L	14-16
10/20/97	@IND	W	9-6
11/17/97	@MIA	L	13-30
10/4/99	@MIA	W	23-18
12/11/00	@IND	L	20-44
10/8/07	DAL	L	24-25
11/17/08	CLE	L	27-29
9/14/09	@NE	L	24-25
11/23/15	@NE	L	13-20
11/7/16	@SEA	L	25-31
10/29/18	NE	L	6-25

### MONDAYS (CONT.)

DATE	OPPONENT	W/L	SCORE
12/7/20	@SF	W	34-24
12/28/20	@NE	W	38-9
10/18/21	@TEN	L	31-34
12/6/21	NE	L	10-14

Total Games: 47      Wins: 19      Losses: 27

### TUESDAYS

DATE	OPPONENT	W/L	SCORE
10/13/20	@TEN	L	16-42

Total Games: 1      Wins: 0      Losses: 1

## BILLS OVERALL IN PRIMETIME

Total prime time games:	84
Total wins:	38
Total losses:	46



# BILLS BEST PERFORMANCES

## SCORING

### MOST TOUCHDOWNS SCORED

5 Cookie Gilchrist, vs. N.Y. Jets 12/8/63

### MOST FIELD GOALS

6 Tyler Bass, at N.Y. Jets 10/25/20  
Steve Christie, at N.Y. Jets 10/20/96

### LONGEST FIELD GOAL

59 Steve Christie, vs. Miami 9/26/93

## RUSHING

### MOST RUSHING ATTEMPTS

39 O.J. Simpson, vs. Kansas City 10/29/73

### MOST RUSHING YARDS

273 O.J. Simpson, at Detroit 11/25/76

### MOST RUSHING TOUCHDOWNS

5 Cookie Gilchrist, vs. N.Y. Jets 12/8/63

### LONGEST RUN FROM SCRIMMAGE

80 Fred Jackson, at N.Y. Giants 10/16/11

## PASSING

### MOST PASS ATTEMPTS

57 Kyle Orton, at Denver 12/7/14

### MOST PASSES COMPLETED

38 Kyle Orton, at Denver 12/7/14  
Joe Ferguson, at Miami 10/9/83

### MOST PASSING YARDS

463 Drew Bledsoe, at Minnesota 9/15/02

### MOST TOUCHDOWN PASSES

6 Jim Kelly, vs. Pittsburgh 9/8/91

### LONGEST PASS COMPLETION

98 Ryan Fitzpatrick, at Jacksonville 11/22/09

## RECEIVING

### MOST RECEPTIONS

15 Andre Reed, vs. Green Bay 11/20/94

### MOST RECEIVING YARDS

265 Lee Evans, at Houston 11/19/06

### MOST TOUCHDOWN RECEPTIONS

4 Don Beebe, vs. Pittsburgh 9/8/91  
Jerry Butler, vs. N.Y. Jets 9/23/79

## INTERCEPTIONS

### MOST INTERCEPTIONS

3 10 times (most recent Nate Clements, at  
Miami 10/20/02)

### LONGEST INTERCEPTION RETURN

101 Tony Green, vs. Kansas City 10/3/76.

## MISCELLANEOUS

### MOST PUNTS

11 Four times (most recent Chris Mohr vs.  
Indianapolis 10/6/96)

### LONGEST PUNT

84 Brian Moorman, at Green Bay 12/22/02

### LONGEST KICKOFF RETURN

104 Terrence McGee, at Miami 12/5/04

### LONGEST PUNT RETURN

88 Leodis McKelvin, vs. Kansas City 9/16/12

### LONGEST FUMBLE RETURN

87 Dave Kilson, vs. Houston 9/25/83



# BEST PERFORMANCES VS. BILLS

## SCORING

### MOST TOUCHDOWNS SCORED

5 Jonathan Taylor, vs. Indianapolis 11/21/21

### MOST FIELD GOALS

6 Jim Turner, at N.Y. Jets 11/3/68

### LONGEST FIELD GOAL

61 Jay Feely, at Arizona 10/14/12

## RUSHING

### MOST RUSHING ATTEMPTS

42 Terrell Davis, Denver 10/26/97  
Ricky Williams, at Miami 9/21/03

### MOST RUSHING YARDS

236 Le'Veon Bell, Pittsburgh 12/11/16

### MOST RUSHING TOUCHDOWNS

4 Calvin Hill, Dallas 9/19/71  
Clarence Williams, at San Diego 9/16/79

### LONGEST RUN FROM SCRIMMAGE

88 Ahmad Bradshaw, N.Y. Giants 12/23/07

## PASSING

### MOST PASS ATTEMPTS

68 George Blanda, Houston 11/1/64

### MOST PASSES COMPLETED

40 Kirk Cousins, at Minnesota 9/23/18

### MOST PASSING YARDS

466 Tom Brady, New England 9/20/15

### MOST TOUCHDOWN PASSES

6 Daryle Lamonica, at Oakland 10/19/69

### LONGEST PASS COMPLETION

96 Frank Tripucka, Denver 9/15/62  
Ken O'Brien, N.Y.J. 12/8/85

## RECEIVING

### MOST RECEPTIONS

16 Wes Welker, New England 9/25/11

### MOST RECEIVING YARDS

238 Chris Chambers, at Miami 12/4/05

### MOST TOUCHDOWN RECEPTIONS

4 Randy Moss, New England 11/18/07

## INTERCEPTIONS

### MOST INTERCEPTIONS

4 Austin "Goose" Gonsoulin, Denver 9/18/60

### LONGEST INTERCEPTION RETURN

103 Louis Oliver, Miami 10/4/92 (TD)

## MISCELLANEOUS

### MOST PUNTS

12 Luke Prestridge, Denver 10/25/81  
Chris Gardocki, Indianapolis 10/6/96

### LONGEST PUNT

93 Shawn McCarthy, New England 11/3/91

### LONGEST KICKOFF RETURN

101 Cotton Speyrer, at Baltimore 11/25/73

### LONGEST PUNT RETURN

89 Mike Haynes, at New England 11/7/76

### LONGEST FUMBLE RETURN

96 Lee Woodall, at San Francisco 12/3/95



# SINGLE-SEASON TEAM RECORDS

## SCORING

### MOST POINTS SCORED

501	2020 (16 games)
483	2021 (17 games)
458	1991 (16 games)

### FEWEST POINTS SCORED

150	1982 (9 games)
160	1977 (14 games)
184	1971 (14 games)

### MOST POINTS ALLOWED

454	1984 (16 games)
435	2012 (16 games)
434	2011 (16 games)

### FEWEST POINTS ALLOWED

154	1982 (9 games)
226	1965 (14 games)
229	1999 (16 games)

## TOUCHDOWNS

### MOST SCORED

60	2020
58	1991
57	2021
	1975

### FEWEST SCORED

18	1982 (9 games)
19	1977 (14 games)

### MOST ALLOWED

56	1984
53	2011
	2012

### FEWEST ALLOWED

56	1984
53	2011
	2012

### MOST PASSING TOUCHDOWNS

40	2020
39	1991
36	2021

### MOST RUSHING TOUCHDOWNS

29	2016
26	1975
25	1964

## KICKING

### MOST FIELD GOALS MADE

34	2014
33	1998
	2013

### MOST PATs MADE

57	2020
56	1991
51	1975/2021

## RUSHING

### MOST ATTEMPTS

605	1973
603	1980
588	1975

### MOST YARDAGE GAINED

3088	1973
2974	1975
2630	2016

## PASSING

### MOST ATTEMPTS

655	2021
612	2002
596	2020

### MOST COMPLETIONS

415	2021
410	2020
377	2002

### MOST YARDS GAINED (NET)

4620	2020
4284	2021
3995	2002

## TOTAL NET YARDS

### MOST GAINED

6493	2021
6343	2020
6252	1991

## FIRST DOWNS

### MOST FIRST DOWNS

398	2021
397	2020
359	1991

### MOST BY RUSHING

162	1975
152	1973
146	2016

### MOST BY PASSING

240	2020
236	2021
218	2002

### MOST BY PENALTY

47	2002
39	2013
38	2020
	1983

## FUMBLES

### MOST OPPONENTS' FUMBLES

#### RECOVERED

47	2002
39	2013
38	1983
	1986



# SINGLE-SEASON TEAM RECORDS

## INTERCEPTIONS

### MOST THROWN

34 1964  
1967  
32 1971

### MOST INTERCEPTED

36 1962  
33 1960  
32 1965

## PENALTIES

### MOST PENALTIES

144 1983  
143 2015  
132 1985

### MOST YARDS PENALIZED

1,249 2015  
1,108 1970  
1,103 1978

## QB SACKS

### MOST SACKS MADE

57 2013  
54 2014  
50 1964

### MOST SACKS ALLOWED

63 1961  
60 1984  
59 2000

### FEWEST SACKS ALLOWED

12 1986 (9 games)  
16 1966 (14 games)  
1981 (16 games)

## MISCELLANEOUS SINGLE SEASON TEAM RECORDS

### BEST SEASON, WIN PERCENTAGE

.857 1964

### BEST SEASON, WIN TOTAL

13 2020  
1990

### MOST LOSSES

14 1984  
1985

### LONGEST WINNING STREAK

11 Dec. 8, 1963 - Nov. 8, 1964

### LONGEST WINNING STREAK AT HOME

15 Sept. 9, 1990 - Dec. 1, 1991

### LONGEST WINNING STREAK ON THE ROAD

6 Nov. 25, 1973 - Nov. 3, 1974  
Dec. 13, 1964 - Nov. 14, 1965

### LONGEST LOSING STREAK

15 Nov. 22, 1970 - Nov. 21, 1971

### LONGEST LOSING STREAK AT HOME

9 Oct. 18, 1970 - Nov. 21, 1971

### LONGEST LOSING STREAK ON THE ROAD

22 Dec. 18, 1983 - Nov. 23, 1986

### MOST CONSECUTIVE WINS - START OF SEASON

9 Sept. 13, 1964 - Nov. 8, 1964

### MOST CONSECUTIVE WINS - END OF SEASON

6 Nov. 29, 2020 - Jan. 3, 2021  
4 Nov. 25, 1973 - Dec. 16, 1973

### MOST CONSECUTIVE LOSSES - START OF SEASON

11 Sept. 2, 1984 - Nov. 11, 1984

### MOST CONSECUTIVE LOSSES - END OF SEASON

10 Oct. 10, 1976 - Dec. 12, 1976

### TOTAL SHUTOUTS BY BILLS

25 Last: 10/3/21 vs. Houston

### TOTAL SHUTOUTS AGAINST BILLS

24 Last: 9/30/18 at Green Bay

### MOST SHUTOUTS IN A SEASON

2 1982/1990/2021

### MOST TIMES SHUTOUTS IN A SEASON

4 1971



# SINGLE-GAME TEAM RECORDS

## SCORING

### MOST POINTS SCORED

58 vs. Miami 9/18/66

### MOST POINTS ALLOWED

58 at Baltimore 12/12/76

### MOST POINT, BOTH TEAMS

88 Buffalo 47, Houston 41  
9/24/89 (OT)

### FEWEST POINTS, BOTH TEAMS

3 Buffalo 3, Atlanta 0  
10/16/77

### MOST DECISIVE VICTORY

42 Buffalo 42, Cleveland 0  
11/4/90

### MOST DECISIVE LOSS

46 New England 56, Buffalo 10  
11/18/07

### LARGEST COMEBACK

26 vs. Indianapolis 9/21/97

### LARGEST COMEBACK AGAINST

21 vs. Baltimore 11/9/75  
at Pittsburgh 12/15/85  
at Miami 12/4/05  
at New England 1/1/12

## TOUCHDOWNS

### MOST SCORED

8 vs. Miami 1/3/21  
vs. Miami 9/18/66

### MOST ALLOWED

8 at Seattle 10/30/77

### MOST SCORED BY RUSHING

5 vs. Washington 11/3/96  
vs. Cincinnati

### MOST ALLOWED BY RUSHING

6 vs. New Orleans 11/12/17

### MOST SCORED BY PASSING

6 vs. Pittsburgh 9/8/91

### MOST ALLOWED BY PASSING

6 at Oakland 10/19/69

## KICKING

### MOST FIELD GOALS MADE

6 at N.Y. Jets 10/25/20  
at N.Y. Jets 10/20/96

### MOST FIELD GOALS ALLOWED

6 at N.Y. Jets 11/3/68

## TOTAL YARDS

### MOST YARDS GAINED

589 vs. Miami 12/24/16 (OT)

### FEWEST YARDS GAINED

49 vs. Baltimore 10/10/71

### MOST YARDS ALLOWED

621 at San Francisco 10/7/12

### FEWEST YARDS ALLOWED

26 vs. Cleveland 12/12/04

## FIRST DOWNS

### MOST, TOTAL

35 at New England 11/11/12

### MOST ALLOWED, TOTAL

34 at Cincinnati 11/17/75  
at Cincinnati 11/27/88

### FEWEST, TOTAL

4 vs. Baltimore 10/10/71

### FEWEST ALLOWED, TOTAL

4 vs. NY Jets 1/9/21

### MOST BY RUSHING

21 vs. Washington 11/3/96

### MOST ALLOWED BY RUSHING

20 vs. New Orleans 11/12/17

### MOST BY PASSING

22 at Minnesota 9/15/02 (OT)

### MOST ALLOWED BY PASSING

24 vs. Houston 11/1/64  
vs. Miami 11/16/86

### MOST BY PENALTY

8 vs. Houston 9/20/87  
at N.Y. Jets 9/22/13

### MOST ALLOWED BY PENALTY

7 vs. Cleveland 10/23/77  
at Baltimore 12/17/78  
at Miami 10/9/83  
vs. Jacksonville 12/2/12  
vs. N.Y. Giants 10/4/15

## RUSHING

### MOST ATTEMPTS

58 at Cincinnati 12/16/84  
vs. Miami 10/4/92

### MOST ATTEMPTS ALLOWED

68 vs. Houston 11/1/64

### MOST YARDS GAINED

366 vs. N.Y. Giants 11/26/78

### FEWEST YARDS GAINED

0 at Chicago 10/2/88

### MOST YARDS ALLOWED

320 at Dallas Texans 9/30/62

### FEWEST YARDS ALLOWED

5 at N.Y. Jets 10/30/66



# SINGLE-GAME TEAM RECORDS

## PASSING

### MOST ATTEMPTS

58 at Cincinnati 12/16/84  
vs. Miami 10/4/92

### FEWEST ATTEMPTS

2 vs. N.Y. Jets 9/29/74

### MOST ATTEMPTS ALLOWED

68 vs. Houston 11/1/64

### FEWEST ATTEMPTS ALLOWED

7 vs. Cincinnati 11/30/69

### MOST COMPLETIONS

38 at Miami 10/9/83  
at Denver 12/7/14

### FEWEST COMPLETIONS

0 vs. N.Y. Jets 9/29/74

### MOST COMPLETIONS ALLOWED

40 at Minnesota 9/23/18

### FEWEST COMPLETIONS ALLOWED

2 vs. Cincinnati 11/30/69  
vs. N.Y. Jets 9/29/74  
vs. Cleveland 10/11/09

### MOST YARDS GAINED

437 at Minnesota 9/15/02

### FEWEST YARDS GAINED

-19 vs. Oakland 9/15/68

### MOST YARDS ALLOWED

464 vs. Houston 10/29/61

### FEWEST YARDS ALLOWED

-3 vs. Cleveland 12/13/04

## PENALTIES

### MOST PENALTIES

19 at Miami 12/22/85  
at Indianapolis 9/23/01

### FEWEST PENALTIES

0 vs. Jacksonville 12/14/97  
at N.Y. Jets 1/1/17

### MOST PENALTIES BY OPPONENT

22 vs. San Francisco 10/4/98

### FEWEST PENALTIES BY OPPONENT

0 vs. N.Y. Titans 10/16/60  
vs. Houston 11/1/64  
at Kansas City 10/2/66  
at N.Y. Jets 12/16/73

### MOST YARDS PENALIZED

163 vs. Chicago 11/4/18

### FEWEST YARDS PENALIZED

0 vs. Jacksonville 12/14/97  
at N.Y. Jets 1/1/17

### MOST YARDS PENALIZED, OPPONENT

189 vs. Houston 10/31/65

### FEWEST YARDS PENALIZED, OPPONENT

0 vs. N.Y. Titans 10/16/60  
vs. Houston 11/1/64  
at Kansas City 10/2/66  
at N.Y. Jets 12/16/73

## FUMBLES

### MOST LOST

6 vs. Denver 12/2/79

### MOST RECOVERED

7 vs. Cincinnati 11/30/69

## INTERCEPTIONS

### MOST THROWN

6 vs. Denver 9/18/60  
vs. Houston 11/10/74  
vs. Miami 11/21/82

### MOST INTERCEPTED

6 at L.A. Chargers 11/20/60  
at Denver 11/19/61  
vs. Houston 9/9/62  
at Boston 12/9/67  
at N.Y. Jets 10/18/09

## TOTAL TURNOVERS

### MOST COMMITTED

8 at New England 11/7/76

### MOST FORCED BY DEFENSE

9 at Denver 11/19/61  
at Kansas City 10/17/65

## SACKS

### MOST SACKS MADE

11 at Denver 12/13/64

### MOST SACKS ALLOWED

11 vs. Oakland 10/15/67

## RETURNS

### MOST PUNT RETURNS

9 at Houston 10/11/64  
vs. Pittsburgh 12/12/82

### MOST PUNT RETURN YARDS

148 vs. St. Louis 11/21/04

### MOST KICK RETURNS

10 at Baltimore 12/12/76

### MOST KICK RETURN YARDS

256 at Cincinnati 12/24/05



# SINGLE-GAME TEAM RECORDS

## BILLS HIGHS

58	vs. Miami 9/18/66
8	Last: vs. Miami 1/3/21
5	Last: vs. Washington 11/3/96
6	vs. Pittsburgh 9/8/91
8	at NY Jets 10/25/20
6	Last: at NY Jets 10/25/20
35	at New England 11/11/12
589	vs. Miami 12/24/16
65	vs. Kansas City 10/29/73
366	vs. NYG 11/26/78
437	at Minnesota 9/15/02
11	vs. Oakland 10/15/67
463	at Minnesota 9/15/02
58	Last: vs. Miami 10/4/92
38	Last: at Denver 12/7/14
6	Last: vs. Miami 11/21/82
8	at New England 11/7/76
7	at Miami 12/4/94
6	vs. Denver 12/2/79
11	Last: vs. Indianapolis 10/6/96
68.0	Last: at San Francisco 12/7/20
163	vs. Chicago 11/4/18

## CATEGORY

POINTS
TOUCHDOWNS
RUSHING TDS
PASSING TDS
FIELD GOALS ATTEMPTED
FIELD GOALS MADE
TOTAL FIRST DOWNS
TOTAL NET YARDS
RUSHING ATTEMPTS
NET YARDS RUSHING
NET YARDS PASSING
QB SACKS ALLOWED
GROSS YARDS PASSING
PASS ATTEMPTS
PASS COMPLETIONS
INTERCEPTIONS THROWN
TOTAL TURNOVERS
FUMBLES BY
FUMBLES LOST
PUNTS
PUNTING AVERAGE
YARDS PENALIZED

## BILLS LOWS

Last: at Green Bay 9/30/18	0
Last: at Jacksonville 11/7/21	0
Last: vs. New England 12/6/21	0
Last: vs. Atlanta 1/2/21	0
Last: vs. Atlanta 1/2/21	0
Last: vs. Atlanta 1/2/21	0
vs. Baltimore 10/10/71	4
vs. Baltimore Colts 10/10/71	49
at St. Louis Cardinals 9/9/84	8
at Chicago 10/2/88	0
vs. Oakland 9/15/68	-19
Last: vs. NY Jets 1/9/22	0
vs. NY Jets 9/29/74	0
vs. NY Jets 9/29/74	2
vs. NY Jets 9/29/74	0
Last: vs. NY Jets 1/9/22	0
Last: vs. NY Jets 1/9/22	0
Last: vs. NY Jets 1/9/22	0
Last: vs. Atlanta 1/2/21	0
Last: vs. Atlanta 1/2/21	0
at Seattle 10/14/84	17.3
Last: at NYJ 1/1/17	0

## OPPONENT HIGHS

58	at Baltimore 12/12/76
8	Last: vs. New England 11/18/07
6	vs. New Orleans 11/12/17
6	at Oakland 10/19/69
8	at NYJ 11/3/68
6	at NYJ 11/3/68
33	vs. New England 9/30/12
621	at San Francisco 10/7/12
64	at Oakland 11/28/77
320	at Dallas 9/30/62
464	vs. Houston 10/29/61
11	at Denver 12/13/64
466	vs. New England 9/20/15
68	vs. Houston 11/1/64
40	at Minnesota 9/23/18
6	at NYJ 10/18/09
9	Last: at Kansas City 10/17/65
9	vs. NYG 10/20/75
7	vs. Cincinnati 11/30/69
12	Last: vs. Indianapolis 10/6/96
64.0	vs. Minnesota 12/11/94
189	vs. Houston 10/31/65

## CATEGORY

POINTS
TOUCHDOWNS
RUSHING TDS
PASSING TDS
FIELD GOALS ATTEMPTED
FIELD GOALS MADE
TOTAL FIRST DOWNS
TOTAL NET YARDS
RUSHING ATTEMPTS
NET YARDS RUSHING
NET YARDS PASSING
QB SACKS ALLOWED
GROSS YARDS PASSING
PASS ATTEMPTS
PASS COMPLETIONS
INTERCEPTIONS THROWN
TOTAL TURNOVERS
FUMBLES BY
FUMBLES LOST
PUNTS
PUNTING AVERAGE
YARDS PENALIZED

## OPPONENT LOWS

Last: vs. Houston 10/3/21	0
Last: at Jacksonville 11/7/21	0
Last: vs. NY Jets 1/9/22	0
Last: vs. Atlanta 1/2/21	0
Last: at New England 12/26/21	0
Last: at New England 12/26/21	0
vs. NY Jets 1/9/22	4
vs. Cleveland 12/12/04	26
at Minnesota 9/23/18	6
at NYJ 10/30/66	5
vs. Cleveland 12/12/04	-3
Last: vs. Indianapolis 11/21/21	0
vs. Chicago 10/07/79	22
vs. New England 12/6/21	3
Last: vs. New England 12/6/21	2
Last: vs. NY Jets 1/9/22	0
Last: vs. NY Jets 1/9/22	0
Last: at New Orleans 11/25/21	0
Last: vs. NY Jets 1/9/22	0
Last: vs. LA Rams 9/27/20	0
vs. Pittsburgh 9/25/88	22.0
Last: at NYJ 12/16/73	0





# ALL-TIME RETURN TDS

## ALL-TIME INTERCEPTION RETURN TDS

TOTAL INT TDS: 92 / RECORD WITH A INT TD: 62-21-4

Date	Player	Opponent	Yards	Result/Score
10/10/21	Micah Hyde	@ KC	26	W, 38-20
1/3/21	Josh Norman	v. MIA	16	W, 56-26
12/13/20	Taron Johnson	v. PIT	51	W, 26-15
12/24/17	Jordan Poyer	@ NE	19	L, 16-37
10/9/16	Nickell Robey-Coleman (2)	@ LAR	41	W, 30-19
10/25/15	Corey Graham	@ JAX	44	L, 31-34
9/27/15	Preston Brown	@ MIA	43	W, 41-14
11/17/13	Da'Norris Searcy	v. NYJ	32	W, 37-14
10/20/13	Nickell Robey	@ MIA	19	W, 23-21
12/30/12	Bryan Scott (2)	v. NYJ	20	W, 28-9
12/24/11	Jairus Byrd (2)	v. DEN	37	W, 40-14
10/9/11	Nick Barnett	v PHI	31	W, 31-24
10/2/11	Bryan Scott	@ CIN	43	L, 20-23
9/25/11	Drayton Florence (2)	v NE	27	W, 34-31
1/2/11	Jairus Byrd	@ NYJ	37	L, 7-38
12/5/10	Drayton Florence	@ MIN	40	L, 14-38
9/20/09	Donte Whitner	v TAM	76	W, 33-20
9/14/09	Aaron Schobel	@ NEP	26	L, 24-25
11/23/08	Leodis McKelvin	@ KC	64	W, 54-31
11/2/08	Jabari Greer (2)	v NYJ	42	L, 17-26
9/28/08	Jabari Greer	@ STL	33	W, 31-14
10/08/07	George Wilson	v DAL	25	L, 24-25
10/08/07	Chris Kelsay	v DAL	EZ	L, 24-25
12/10/06	Nate Clements (5)	@ NYJ	58	W, 31-13
11/5/06	London Fletcher-Baker	v GB	17	W, 24-10
12/24/05	Terrence McGee	@ CIN	46	W, 37-27
1/2/05	Nate Clements (4)	v PIT	30	L, 24-29
12/19/04	Takeo Spikes (2)	@ CIN	62	W, 33-17
12/5/04	Pat Williams	@ MIA	20	W, 42-32
10/17/04	Takeo Spikes	v MIA	11	W, 20-13
9/21/03	Nate Clements (3)	@ MIA	54	L, 7-17
9/7/03	Sam Adams	v NEP	37	W, 31-0
10/22/02	Nate Clements (2)	@ MIA	29	W, 23-10
12/23/01	Brandon Spoon (2)	@ ATL	7	L, 30-33
12/9/01	Brandon Spoon	v CAR	44	W, 25-24
9/23/01	Nate Clements	@ IND	48	L, 26-42
10/29/00	Henry Jones (4)	v NYJ	45	W, 23-20
12/13/98	Gabe Northern	v OAK	40	W, 44-21
11/26/95	Cornelius Bennett	v NE	69	L, 25-35
9/10/95	Kurt Schulz	v CAR	32	W, 31-9
12/19/93	Mickey Washington	@ MIA	27	W, 47-34
10/24/93	Darryl Talley (2)	@ NYJ	61	W, 19-10
10/3/93	Henry Jones (3)	v NYG	85	W, 17-14
9/20/92	Henry Jones	v IND	23	W, 38-0
9/20/92	Henry Jones (2)	v IND	82	W, 38-0
9/8/91	Nate Odomes	v PIT	32	W, 52-34
11/4/90	Darryl Talley	@ CLE	60	W, 42-0
9/30/90	Leonard Smith	v DEN	39	W, 29-28
10/29/89	Kirby Jackson	v MIA	40	W, 31-17
10/30/88	Mark Kelso	v GB	78	W, 28-0
12/4/83	Mike Kennedy	@ KC	22	W, 14-9
12/7/80	Steve Freeman (3)	v LAR	47	W, 10-7
9/14/80	Jeff Nixon	v NYJ	50	W, 20-10
12/2/79	Steve Freeman (2)	v DEN	50	L, 16-19
9/9/79	Isiah Robertson	v CIN	23	W, 51-24
9/10/78	Charles Romes	v NYJ	85	L, 20-21
11/6/77	Doug Jones	@ NE	24	W, 24-14
10/3/76	Tony Greene (2)	v KC	101	W, 50-17
10/26/75	Steve Freeman	v MIA	30	L, 30-35
9/21/75	Pat Toomay	v NYJ	44	W, 42-14
11/3/74	Dave Washington	@ NE	72	W, 29-28



# ALL-TIME RETURN TDS

## ALL-TIME INTERCEPTION RETURN TDS (CONTINUED)

TOTAL INT TDS: 92 / RECORD WITH A INT TD: 62-21-4

Date	Player	Opponent	Yards	Result/Score
10/13/74	Neal Craig	@ BAL	55	W, 27-14
11/25/73	Dwight Harrison	@ BAL	31	W, 24-17
12/17/72	Alvin Wyatt	@ WAS	49	W, 24-17
11/5/72	Tony Greene	v MIA	39	L, 16-30
10/22/72	Ken Lee	@ MIA	16	L, 23-24
11/15/70	George "Butch" Byrd (5)	@ BAL	26	T, 17-17
11/1/70	Edgar Chandler	@ BOS	59	W, 45-10
9/28/69	George "Butch" Byrd (4)	v DEN	12	W, 41-28
11/24/68	Booker Edgerson (2)	@ DEN	35	L, 32-34
9/29/68	Tom Janik (5)	v NYJ	100	W, 37-35
9/29/68	George "Butch" Byrd (3)	v NYJ	53	W, 37-35
9/29/68	Booker Edgerson	v NYJ	45	W, 37-35
12/9/67	Tom Janik (4)	@ BOS	38	W, 44-16
12/9/67	Marty Schottenheimer	@ BOS	45	W, 44-16
11/5/67	Tom Janik (3)	v MIA	19	W, 35-13
12/18/66	Tom Janik (2)	v DEN	25	W, 38-21
11/20/66	Tom Janik	@ HOU	37	W, 42-20
9/25/66	Hagood Clarke	v HOU	66	W, 27-20
9/18/66	George "Butch" Byrd (2)	v MIA	60	W, 58-24
9/11/65	Charley Warner	v BOS	22	W, 24-7
9/26/64	George "Butch" Byrd	v SD	75	W, 30-3
9/13/64	Tom Sestak (2)	v KC	15	W, 34-17
9/22/63	Mike Stratton	v KC	26	T, 27-27
11/3/62	Leroy Moore	v BOS	3	T, 28-28
10/28/62	Tom Sestak	@ DEN	6	W, 45-38
10/7/62	Carl Charon	@ HOU	40	L, 14-17
11/19/61	Stew Barber	@ DEN	21	W, 23-10
12/11/60	Joe Hergert	@ HOU	29	L, 23-31
12/4/60	Jim Wagstaff	v BOS	40	W, 38-14
11/27/60	Mack Yoho	@ DEN	15	T, 38-38
11/20/60	Archie Matsos	@ LAC	20	W, 32-3

## ALL-TIME BLOCKED PUNT TDS

TOTAL BLOCKED PUNT TDS: 89 / RECORD WITH A BLOCKED PUNT TD: 7-2

Date	Player	Opponent	Yards	Result/Score
11/24/2014	Manny Lawson	v NYJ	EZ	W, 38-3
12/19/2004	Jason Peters	@ CIN	EZ	W, 33-17
11/10/1996	Gabe Northern	@ PHI	18	W, 24-17
10/7/1990	James Williams	v LA RAI	38	W, 38-24
9/25/1988	Robb Riddick	v PIT	5	W, 36-28
12/8/1984	Stan David	@ NYJ	36	L, 17-21
10/5/1980	Lucius Sanford (2)	@ SD	EZ	W, 26-24
9/9/1979	Lucius Sanford	v CIN	3	W, 51-24
9/30/1962	Carl Charon	@ DLT	3	L, 21-41

## ALL-TIME BLOCKED FIELD GOAL TDS

TOTAL BLOCKED FG TDS: 4 / RECORD WITH A BLOCKED FG TD: 3-1

Date	Player	Opponent	Yards	Result/Score
9/30/1990	Cornelius Bennett	v DEN	80	W, 29-28
9/24/1989	Mark Kelso	@ HOU	76	W, 47-41
9/2/1979	Charles Romes	v MIA	76	L, 7-9
11/13/1966	Jim Dunaway	v NYJ	72	W, 14-3



# ALL-TIME RETURN TDS

## ALL-TIME FUMBLE RETURN TDS

TOTAL FUMBLE RETURN TDS: 55 / RECORD WITH A INT TD: 32-23

Date	Player	Opponent	Yards	Result/Score
12/20/20	Jerry Hughes	@ DEN	21	W, 48-19
11/11/18	Jason Croom	@ NYJ	EZ	W, 41-10
10/29/17	Matt Milano	v OAK	40	W, 34-14
10/1/17	Tre'Davious White	@ ATL	52	W, 23-17
9/25/16	Aaron Williams	v ARI	53	W, 33-18
9/15/16	Nickell Robey-Coleman	v NYJ	36	L, 31-37
11/12/15	Duke Williams	@ NYJ	19	W, 22-17
11/30/14	Jerry Hughes	v CLE	18	W, 26-10
9/8/13	Da'Norris Searcy	v NE	74	L, 21-23
12/24/11	Spencer Johnson	v DEN	17	W, 40-14
12/11/11	Bryan Scott	@ SD	EZ	L, 10-37
11/21/10	Drayton Florence	@ CIN	27	W, 49-31
12/9/07	George Wilson	v MIA	20	W, 38-17
11/12/06	Terrence McGee	@ IND	68	L, 16-17
9/10/06	London Fletcher	@ NE	5	L, 17-19
12/14/03	Pat Williams	@ TEN	28	L, 26-28
9/15/02	Ron Edwards	@ MIN	EZ	W, 45-39
11/12/00	Daryl Porter	v CHI	23	W, 20-3
10/15/00	Jerry Ostroski	v SDC	EZ	W, 27-24
10/4/99	Gabe Northern	@ MIA	59	W, 23-18
12/13/98	Phil Hansen	v OAK	13	W, 44-21
11/17/96	David White	v CIN	12	W, 31-17
9/17/95	Carwell Gardner	v IND	EZ	W, 20-14
9/11/94	Mike Lodish (2)	@ NE	EZ	W, 38-35
12/19/93	Nate Odomes (2)	@ MIA	25	W, 47-34
9/27/92	Mike Lodish	@ NE	18	W, 41-7
11/18/91	Cornelius Bennett	@ MIA	6	W, 47-21
10/7/90	Nate Odomes	v LA RAI	49	W, 38-24
10/30/88	Leon Seals	v GB	7	W, 28-0
12/20/87	Sean McNanie	v NEP	14	L, 7-13
12/13/87	Bruce Smith	@ IND	EZ	W, 27-3
11/15/87	Mark Kelso	@ CLE	56	L, 21-27
10/19/86	Rodney Bellinger	v IND	15	W, 24-13
9/14/86	Pete Metzelaars	@ CIN	EZ	L, 33-36
12/15/85	Don Wilson	@ PIT	61	L, 24-30
11/4/84	Chris Keating	v CLE	34	L, 10-13
10/14/84	Lucius Sanford	@ SEA	46	L, 28-31
9/25/83	Dave Kilson (R)	v HOU	87	W, 30-13
11/21/82	Joe Ferguson	v MIA	1	L, 7-9
9/23/79	Fred Smerlas (R)	v NYJ	13	W, 46-31
9/25/77	Bo Cornell	@ DEN	22	L, 6-26
11/21/76	John Holland	v SDC	EZ	L, 13-34
9/28/75	Mike Kadish	@ PIT	26	W, 30-21
12/15/74	Ahmad Rashad (2)	@ LAR	EZ	L, 14-19
11/17/74	Dave Washington	@ MIA	42	L, 28-35
9/22/74	Ahmad Rashad	v MIA	EZ	L, 16-24
11/14/71	Robert James	@ NEP	2	L, 33-38
11/30/69	Booker Edgerson	v CIN	10	W, 16-13
12/24/67	Tom Sestak	@ OAK	EZ	L, 21-28
12/18/66	Mike Stratton	v DEN	22	W, 38-21
10/17/65	George Saimes	@ KC	18	W, 23-7
11/15/64	Joe Auer	v BOS	18	L, 28-36
9/28/63	Carl Charon	v HOU	23	L, 20-31
12/10/61	Don McDonald	@ SDC	24	L, 10-28
11/12/61	Ed Muelhaupt	@ DLT	7	W, 30-20
10/15/61	Richie Lucas	v DLT	20	W, 27-24



# ALL-TIME RETURN TDS

## ALL-TIME KICKOFF RETURN TDS

TOTAL KICKOFF RETURN TDS: 26 / RECORD WITH A KICKOFF RETURN TD: 17-8-1

Date	Player	Opponent	Yards	Result/Score
10/20/19	Micah Hyde	v MIA	45	W, 31-21
9/14/14	C.J. Spiller (2)	v MIA	102	W, 29-10
10/21/12	Brad Smith	v TEN	89	L, 34-35
9/26/10	C.J. Spiller	@ NEP	95	L, 30-38
11/17/08	Leodis McKelvin	v CLE	98	L, 27-29
10/8/07	Terrence McGee (5)	v DAL	103	L, 24-25
12/24/05	Terrence McGee (4)	@ CIN	99	W, 37-27
12/5/04	Terrence McGee (3)	@ MIA	104	W, 42-32
10/31/04	Terrence McGee (2)	v ARI	87	W, 38-14
10/3/04	Terrence McGee	v NEP	98	L, 17-31
9/15/02	Charlie Rogers	@ MIN	90	W, 45-39
12/19/99	Henry Jones	@ ARI	37	W, 31-21
11/24/96	Eric Moulds	v NYJ	97	W, 35-10
12/8/91	Al Edwards	@ RAI	91	W, 30-27
9/24/78	Curtis Brown	v BAL	102	W, 24-17
12/9/73	Wallace Francis (2)	v NEP	90	W, 37-13
10/7/73	Wallace Francis	v PHI	101	W, 27-26
11/1/70	Greg Jones	@ BOS	52	W, 45-10
10/4/70	O.J. Simpson	v NYJ	95	W, 34-31
9/22/68	Max Anderson	@ CIN	100	L, 23-34
10/30/66	Charley Warner (3)	@ NYJ	95	W, 33-23
12/19/65	Charley Warner (2)	@ NYJ	87	L, 12-14
11/7/65	Charley Warner	@ BOS	102	W, 23-7
11/3/62	Elbert Dubenion	v BOS	93	T, 28-28
9/9/62	Art Baker	v HOU	100	L, 23-28
9/17/61	Fred Brown	v NYT	93	W, 41-31

## ALL-TIME PUNT RETURN TDS

TOTAL PUNT RETURN TDS: 25 / RECORD WITH A PUNT RETURN TD: 12-13

Date	Player	Opponent	Yards	Result/Score
1/3/21	Isaiah McKenzie	v MIA	84	W, 56-26
12/14/14	Marcus Thigpen	v GBY	75	W, 21-13
11/15/12	Leodis McKelvin (3)	v MIA	79	W, 19-14
9/16/12	Leodis McKelvin (2)	v KCY	88	W, 35-17
12/24/11	Leodis McKelvin	v DEN	80	W, 40-14
9/9/07	Roscoe Parrish (2)	v DEN	74	L, 14-15
9/7/07	Roscoe Parrish (3)	v SEA	63	W, 34-10
11/26/06	Roscoe Parrish	v JAX	82	W, 27-24
11/21/04	Nate Clements (2)	v STL	86	W, 37-17
11/14/04	Jonathan Smith	@ NEP	70	L, 6-29
11/4/01	Nate Clements	v IND	66	L, 14-30
9/5/93	Russell Copeland	v NEP	47	W, 38-14
11/2/86	Ron Pitts	@ TAM	49	L, 28-34
10/14/84	Don Wilson	@ SEA	65	L, 28-31
10/15/78	Keith Moody (3)	@ HOU	82	L, 10-17
11/13/77	John Kimbrough	v BAL	73	L, 13-31
10/23/77	Keith Moody (2)	v CLE	91	L, 16-27
10/10/76	Keith Moody	@ NYJ	67	L, 14-17
12/16/73	Bill Cahill	@ NYJ	51	W, 34-14
11/14/71	Ike Hill	@ NEP	68	L, 33-38
10/31/71	Alvin Wyatt	v STL	61	L, 23-28
11/3/68	Hagood Clarke (2)	@ NYJ	82	L, 21-25
9/18/66	George "Butch" Byrd	v MIA	72	W, 58-24
9/11/66	Ed Rutkowski	v KCY	73	L, 20-42
9/26/64	Hagood Clarke	v SDC	53	W, 30-3



# BEST PLAYOFF PERFORMANCES

## SCORING

### MOST TOUCHDOWNS SCORED

4 Gabriel Davis 1/23/22 at Kansas City

### MOST FIELD GOALS

5 Steve Christie 1/17/93 at Miami

### LONGEST FIELD GOAL

54 Steve Christie 1/30/94 vs. Dallas

## RUSHING

### MOST RUSHING ATTEMPTS

33 Thurman Thomas 1/23/94 vs. Kansas City

### MOST RUSHING YARDS

186 Thurman Thomas 1/23/94 vs. Kansas City

### MOST RUSHING TOUCHDOWNS

4 Kenneth Davis 1/20/91 vs. L.A. Raiders  
Thurman Thomas 1/23/94 vs. Kansas City

### LONGEST RUN FROM SCRIMMAGE

45 Joe Cribbs 12/27/81 at N.Y. Jets

## PASSING

### MOST PASS ATTEMPTS

58 Jim Kelly 1/26/92 vs. Washington

### MOST PASSES COMPLETED

31 Jim Kelly 1/30/94 vs. Dallas

### MOST PASSING YARDS

405 Jim Kelly 1/6/90 at Cleveland

### MOST TOUCHDOWN PASSES

5 Josh Allen 1/15/22 vs. New England

### LONGEST PASS COMPLETION

93 Daryle Lamonica (to Elbert Dubenion)  
12/28/63 vs. Boston

## RECEIVING

### MOST RECEPTIONS

13 Thurman Thomas 1/6/90 at Cleveland

### MOST RECEIVING YARDS

240 Eric Moulds 1/2/99 at Miami (WC)

### MOST TOUCHDOWN RECEPTIONS

4 Gabriel Davis 1/23/22 at Kansas City

## INTERCEPTIONS

### MOST INTERCEPTIONS

2 Bill Simpson 12/27/81 at N.Y. Jets  
Darryl Talley 1/20/91 vs. L.A. Raiders  
Kirby Jackson 1/5/92 vs. Kansas City

### LONGEST INTERCEPTION RETURN

49 Rufus Bess 12/27/81 at N.Y. Jets (No TD)

## MISCELLANEOUS

### MOST PUNTS

8 Colton Schmidt 1/7/18 at Jacksonville  
Daryle Lamonica 12/28/63 vs. Boston  
Paul Maguire 1/1/67 vs. Kansas City  
Chris Mohr 1/12/92 vs. Denver  
Chris Mohr 1/8/00 at Tennessee

### LONGEST PUNT

64 Paul Maguire 12/26/64 vs. San Diego

### LONGEST KICKOFF RETURN

67 Steve Tasker 1/15/94 vs. L.A. Raiders

### LONGEST PUNT RETURN

74 George "Butch" Byrd 12/26/65 at San Diego

### LONGEST FUMBLE RETURN FOR TD

26 Charles Rome 12/27/81 at N.Y. Jets



# SINGLE-GAME TEAM PLAYOFF RECORDS

## SCORING

### MOST POINTS SCORED

51 1/20/91 vs. LA Raiders

### MOST POINTS ALLOWED

52 1/31/93 vs. Dallas

### MOST POINT, BOTH TEAMS

79 Buffalo 41, Houston 38  
(OT) 1/3/93

### FEWEST POINTS, BOTH TEAMS

13 Jacksonville 10, Bills 3  
1/7/18

### MOST DECISIVE VICTORY

48 Buffalo 51, L.A. Raiders 3  
1/20/91

### MOST DECISIVE LOSS

35 Dallas 52, Buffalo 17  
1/31/93

### LARGEST COMEBACK

32 Buffalo 41, Houston 38  
(OT) 1/3/93

## TOUCHDOWNS

### MOST SCORED

7 1/15/22 vs. New England  
1/20/91 vs. L.A. Raiders

### MOST ALLOWED

7 1/31/93 vs. Dallas

### MOST SCORED BY RUSHING

4 1/20/91 vs. L.A. Raiders

### MOST ALLOWED BY RUSHING

3 12/22/74 at Pittsburgh  
1/3/82 at Cincinnati  
1/6/96 at Pittsburgh

### MOST SCORED BY PASSING

5 1/15/22 vs. New England

### MOST ALLOWED BY PASSING

4 1/3/93 vs. Houston  
1/31/93 vs. Dallas

## KICKING

### MOST FIELD GOALS MADE

5 1/17/93 at Miami

### MOST FIELD GOALS ALLOWED

4 12/28/63 vs. Boston  
1/6/96 at Pittsburgh (AD)  
12/28/96 vs. Jacksonville

## TOTAL YARDS

### MOST YARDS GAINED

536 12/30/95 vs. Miami

### FEWEST YARDS GAINED

181 1/8/89 at Cincinnati

### MOST YARDS ALLOWED

502 12/30/95 vs. Miami

### FEWEST YARDS ALLOWED

194 1/8/00 at Tennessee

## FIRST DOWNS

### MOST, TOTAL

30 1/20/91 vs. L.A. Raiders  
1/23/94 vs. Kansas City

### MOST ALLOWED, TOTAL

29 12/22/74 at Pittsburgh

### FEWEST, TOTAL

9 1/1/67 vs. Kansas City

### FEWEST ALLOWED, TOTAL

12 12/26/65 at San Diego

### MOST BY RUSHING

18 12/30/95 vs. Miami

### MOST ALLOWED BY RUSHING

18 12/22/74 at Pittsburgh

### MOST BY PASSING

20 1/6/90 at Cleveland

### MOST ALLOWED BY PASSING

20 12/30/95 vs. Miami

### MOST BY PENALTY

4 1/7/18 at Jacksonville  
1/5/92 vs. Kansas City  
1/31/93 vs. Dallas  
1/15/94 vs. L.A. Raiders  
1/23/94 vs. Kansas City

### MOST ALLOWED BY PENALTY

5 1/2/99 at Miami

## RUSHING

### MOST ATTEMPTS

52 12/30/95 vs. Miami

### MOST ATTEMPTS ALLOWED

51 12/22/74 at Pittsburgh

### MOST YARDS GAINED

341 12/30/95 vs. Miami

### FEWEST YARDS GAINED

7 12/28/63 vs. Boston

### MOST YARDS ALLOWED

235 12/22/74 at Pittsburgh

### FEWEST YARDS ALLOWED

33 1/17/93 at Miami



# SINGLE-GAME TEAM PLAYOFF RECORDS

## PASSING

### MOST ATTEMPTS

59 1/26/92 vs. Washington

### FEWEST ATTEMPTS

20 12/26/64 vs. San Diego  
12/26/65 at San Diego

### MOST ATTEMPTS ALLOWED

66 12/30/95 vs. Miami

### FEWEST ATTEMPTS ALLOWED

20 1/8/89 at Cincinnati  
1/15/94 vs. L.A. Raiders

### MOST COMPLETIONS

38 at Miami 10/9/83  
at Denver 12/7/14

### FEWEST COMPLETIONS

9 12/26/65 at San Diego

### MOST COMPLETIONS ALLOWED

36 1/3/93 vs. Houston

### FEWEST COMPLETIONS ALLOWED

11 1/8/89 at Cincinnati

### MOST YARDS GAINED

404 1/6/90 at Cleveland

### FEWEST YARDS GAINED

97 1/8/00 at Tennessee

### MOST YARDS ALLOWED

432 12/30/95 vs. Miami

### FEWEST YARDS ALLOWED

55 1/8/00 at Tennessee

## PENALTIES

### MOST PENALTIES

10 1/8/00 at Tennessee

### FEWEST PENALTIES

1 1/30/94 vs. Dallas

### MOST PENALTIES BY OPPONENT

10 1/5/92 vs. Kansas City

### FEWEST PENALTIES BY OPPONENT

2 12/22/74 at Pittsburgh  
1/20/91 vs. L.A. Raiders  
1/9/93 at Pittsburgh  
1/8/00 at Tennessee

### MOST YARDS PENALIZED

100 12/28/63 vs. Boston

### FEWEST YARDS PENALIZED

0 1/23/94 vs. Kansas City  
1/30/94 vs. Dallas

### MOST YARDS PENALIZED, OPPONENT

82 1/26/92 vs. Washington

### FEWEST YARDS PENALIZED, OPPONENT

10 12/22/74 at Pittsburgh

## FUMBLES

### MOST LOST

5 1/31/93 vs. Dallas

### MOST RECOVERED

3 1/17/93 at Miami

## INTERCEPTIONS

### MOST THROWN

4 12/28/63 vs. Boston  
12/27/81 at N.Y. Jets  
1/26/92 vs. Washington  
1/31/93 vs. Dallas

### MOST INTERCEPTED

6 1/20/91 vs. L.A. Raiders

## TOTAL TURNOVERS

### MOST COMMITTED

9 1/31/93 vs. Dallas  
(5 fumbles, 4 interceptions)

### MOST FORCED BY DEFENSE

7 1/20/91 vs. L.A. Raiders  
(1 fumble, 6 interceptions)

## SACKS

### MOST SACKS MADE

9 1/1/67 vs. Kansas City

### MOST SACKS ALLOWED

6 1/8/00 at Tennessee

## RETURNS

### MOST PUNT RETURNS

5 1/7/18 at Jacksonville  
1/1/67 vs. Kansas City  
1/23/94 vs. Kansas City  
12/28/96 vs. Jacksonville

### MOST PUNT RETURN YARDS

87 12/26/65 at San Diego

### MOST KICK RETURNS

8 1/6/96 at Pittsburgh

### MOST KICK RETURN YARDS

172 12/28/96 vs. Jacksonville



# ALL-TIME SERIES

## BILLS-49ERS (7-6)

REGULAR SEASON: 7-6

PLAYOFFS (BOLDED): 0-0

HOME: 3-3

ROAD: 4-3

Date	Result	Site	Score	Date	Result	Site	Score	Date	Result	Site	Score
09/24/1972	W	BUF	27-20	12/03/1995	L	SF	17-27	10/07/2012	L	SF	3-45
12/21/1980	W	SF	18-13	10/04/1998	W	BUF	26-21	10/16/2016	W	BUF	45-16
12/11/1983	L	BUF	10-23	12/02/2001	L	SF	0-35	12/07/2020	W	ARIZONA	34-24
12/17/1989	L	SF	10-21	12/26/2004	W	SF	41-7				
09/13/1992	W	SF	34-31	11/30/2008	L	BUF	3-10				

## BILLS-BEARS (5-8)

REGULAR SEASON: 5-8

PLAYOFFS (BOLDED): 0-0

HOME: 4-3

ROAD: 1-5

Date	Result	Site	Score	Date	Result	Site	Score	Date	Result	Site	Score
11/22/1970	L	CHI	13-31	10/2/1994	L	CHI	13-20	11/7/2010	L	TORONTO	19-22
10/27/1974	W	BUF	16-6	12/7/1997	L	CHI	3-20	9/7/2014	W	CHI	23-20
10/7/1979	L	BUF	0-7	11/12/2000	W	BUF	20-3	11/4/2018	L	BUF	9-41
10/2/1988	L	CHI	3-24	9/29/2002	W	BUF	33-27				
9/29/1991	W	BUF	35-20	10/8/2006	L	CHI	7-40				

## BILLS-BENGALS (17-15)

REGULAR SEASON: 17-13

PLAYOFFS (BOLDED): 0-2

HOME: 10-5

ROAD: 7-10

Date	Result	Site	Score	Date	Result	Site	Score	Date	Result	Site	Score
9/22/1968	L	CIN	23-34	12/16/1984	L	CIN	21-52	12/19/2004	W	CIN	33-17
12/31/1969	W	BUF	16-13	11/3/1985	L	BUF	17-23	12/24/2005	W	CIN	37-27
11/8/1970	L	BUF	14-43	9/14/1986	L	CIN	33-36	11/4/2007	W	BUF	33-21
11/11/1973	L	BUF	13-16	11/27/1988	L	CIN	21-35	11/21/2010	W	CIN	49-31
11/17/1975	L	CIN	24-33	<b>1/8/1989</b>	L	<b>CIN</b>	<b>10-21</b>	10/2/2011	L	CIN	20-23
10/22/1978	W	BUF	5-0	11/26/1989	W	BUF	24-7	10/13/2013	L	BUF	24-27
9/9/1979	W	BUF	51-24	10/21/1991	W	BUF	35-16	10/18/2015	L	BUF	21-34
11/16/1980	W	CIN	14-0	11/17/1996	W	BUF	31-17	11/20/2016	W	CIN	16-12
9/27/1981	L	CIN	24-27	12/6/1998	W	CIN	33-20	10/8/2017	L	CIN	16-20
<b>1/3/1982</b>	L	<b>CIN</b>	<b>21-28</b>	12/29/2002	W	BUF	27-9	9/22/2019	W	BUF	21-17
9/11/1983	W	CIN	10-6	10/5/2003	W	BUF	22-16				

## BILLS-BRONCOS (23-16-1)

REGULAR SEASON: 22-16-1

PLAYOFFS (BOLDED): 1-0

HOME: 15-11

ROAD: 8-5-1

Date	Result	Site	Score	Date	Result	Site	Score	Date	Result	Site	Score
9/18/1960	L	BUF	21-27	11/19/1967	L	BUF	20-21	9/26/1994	W	BUF	27-20
11/27/1960	T	DEN	38-38	11/24/1968	L	DEN	32-34	9/3/1995	L	DEN	7-22
9/10/1961	L	BUF	10-22	12/31/1969	W	BUF	41-28	10/26/1997	L	BUF	20-23
11/19/1961	W	DEN	23-10	9/20/1970	L	BUF	10-25	9/22/2002	L	DEN	23-28
9/15/1962	L	BUF	20-23	10/5/1975	W	BUF	38-14	12/17/2005	L	BUF	17-28
10/28/1962	W	DEN	45-38	9/25/1977	L	DEN	6-26	9/9/2007	L	BUF	14-15
11/3/1963	W	DEN	30-28	12/2/1979	L	BUF	16-19	12/21/2008	W	DEN	30-23
11/9/1963	W	BUF	27-17	10/25/1981	W	BUF	9-7	12/24/2011	W	BUF	40-14
9/20/1964	W	BUF	30-13	10/21/1984	L	BUF	7-37	12/7/2014	L	BUF	17-24
12/13/1964	W	DEN	30-19	11/8/1987	W	BUF	21-14	9/24/2017	W	DEN	26-16
9/19/1965	W	DEN	30-15	9/18/1989	L	BUF	14-28	11/24/2019	W	BUF	20-3
10/24/1965	W	BUF	31-13	9/30/1990	W	BUF	29-28	12/20/2020	W	DEN	48-19
12/18/1966	W	BUF	38-21	<b>1/12/1992</b>	<b>W</b>	<b>BUF</b>	<b>10-7</b>				
10/8/1967	W	DEN	17-16	12/12/1992	W	BUF	27-17				





# ALL-TIME SERIES

## BILLS-BROWNS (9-13)

REGULAR SEASON: 9-12

PLAYOFFS (BOLDED): 0-1

HOME: 5-5

ROAD: 4-8

Date	Result	Site	Score	Date	Result	Site	Score	Date	Result	Site	Score
11/26/1972	L	CLE	10-27	11/15/1987	L	CLE	21-27	12/12/2010	W	BUF	13-6
11/24/1974	W	CLE	15-10	<b>1/6/1990</b>	L	<b>CLE</b>	<b>30-34</b>	9/23/2012	W	CLE	24-14
10/23/1977	L	BUF	16-27	11/4/1990	W	CLE	42-0	10/3/2013	L	CLE	24-37
10/29/1978	L	CLE	20-41	10/2/1995	W	CLE	22-19	11/30/2014	W	BUF	26-10
11/1/1981	W	BUF	22-13	12/12/2004	W	BUF	37-7	12/18/2016	W	BUF	33-13
11/4/1984	L	BUF	10-13	12/16/2007	L	CLE	0-8	11/10/2019	L	CLE	16-19
11/17/1985	L	CLE	7-17	11/17/2008	L	BUF	27-29				
12/7/1986	L	BUF	17-21	10/11/2009	L	BUF	3-6				

## BILLS-BUCCANEERS (4-8)

REGULAR SEASON: 4-8

PLAYOFFS (BOLDED): 0-0

HOME: 2-0

ROAD: 2-8

Date	Result	Site	Score	Date	Result	Site	Score	Date	Result	Site	Score
09/26/1976	W	TB	14-9	12/04/1988	L	TB	5-10	09/20/2009	W	BUF	33-20
11/19/1978	L	TB	10-31	09/22/1991	W	TB	17-10	12/08/2013	L	TB	6-27
12/19/1982	L	TB	23-24	11/26/2000	L	TB	17-31	10/22/2017	W	BUF	30-27
11/02/1986	L	TB	28-34	09/18/2005	L	TB	3-19	12/12/2021	L	TB	27-31

## BILLS-CARDINALS (7-5)

REGULAR SEASON: 7-5

PLAYOFFS (BOLDED): 0-0

HOME: 4-1

ROAD: 3-4

Date	Result	Site	Score	Date	Result	Site	Score	Date	Result	Site	Score
10/31/1971	L	BUF	23-28	09/21/1986	W	BUF	17-10	10/05/2008	L	ARZ	17-41
11/27/1975	W	STL	32-14	11/11/1990	W	BUF	45-14	10/14/2012	W	ARZ	19-16
11/15/1981	L	STL	0-24	12/19/1999	W	ARZ	31-21	09/25/2016	W	BUF	33-18
09/09/1984	L	STL	7-37	10/31/2004	W	BUF	38-14	11/15/2020	L	ARZ	30-32

## BILLS-CHARGERS (13-25-2)

REGULAR SEASON: 11-24-2

PLAYOFFS (BOLDED): 2-1

HOME: 7-11-1

ROAD: 6-14-1

Date	Result	Site	Score	Date	Result	Site	Score	Date	Result	Site	Score
10/02/1960	L	BUF	10-24	09/04/1966	L	SD	7-27	09/06/1998	L	SD	14-16
11/20/1960	W	LA	32-3	10/16/1966	T	BUF	17-17	10/15/2000	W	BUF	27-24
09/30/1961	L	BUF	11-19	10/01/1967	L	BUF	17-37	10/28/2001	L	SD	24-27
12/10/1961	L	SD	10-28	11/17/1968	L	BUF	6-21	12/15/2002	W	BUF	20-13
10/13/1962	W	BUF	35-10	12/31/1969	L	SD	6-45	11/20/2005	L	SD	10-48
11/11/1962	W	SD	40-20	10/23/1971	L	SD	3-20	12/03/2006	L	BUF	21-24
09/08/1963	L	SD	10-14	09/23/1973	L	SD	7-34	10/19/2008	W	BUF	23-14
11/17/1963	L	BUF	13-23	11/21/1976	L	BUF	13-34	12/11/2011	L	SD	10-37
09/26/1964	W	BUF	30-3	09/16/1979	L	SD	19-27	09/21/2014	L	BUF	10-22
11/26/1964	W	SD	27-24	10/05/1980	W	SD	26-24	11/19/2017	L	LA	24-54
<b>12/26/1964</b>	<b>W</b>	<b>BUF</b>	<b>20-7</b>	<b>01/03/1981</b>	L	<b>SD</b>	<b>14-20</b>	09/16/2018	L	BUF	20-31
10/10/1965	L	BUF	3-34	12/06/1981	W	SD	28-27	11/29/2020	W	BUF	27-17
11/25/1965	T	SD	20-20	09/08/1985	L	BUF	9-14				
<b>12/26/1965</b>	<b>W</b>	<b>SD</b>	<b>23-0</b>	12/01/1985	L	SD	7-40				



# ALL-TIME SERIES

## BILLS-CHIEFS (27-24-1)

REGULAR SEASON: 25-21-1

PLAYOFFS (BOLDED): 2-3

HOME: 14-9-1

ROAD: 13-15

Date	Result	Site	Score	Date	Result	Site	Score	Date	Result	Site	Score
11/06/1960	L	BUF	28-45	12/31/1969	L	BUF	7-29	11/17/2002	L	KC	16-17
12/18/1960	L	DAL	7-24	12/19/1971	L	KC	9-22	10/26/2003	L	KC	5-38
10/15/1961	W	BUF	27-24	10/29/1973	W	BUF	23-14	11/13/2005	W	BUF	14-3
11/12/1961	W	DAL	30-20	10/03/1976	W	BUF	50-17	11/23/2008	W	KC	54-31
09/30/1962	L	DAL	21-41	10/01/1978	W	BUF	28-13	12/13/2009	W	KC	16-10
12/02/1962	W	BUF	23-14	12/03/1978	L	KC	10-14	10/31/2010	L	KC	10-13
09/22/1963	T	BUF	27-27	09/12/1982	W	BUF	14-9	09/11/2011	W	KC	41-7
10/13/1963	W	KC	35-26	12/04/1983	W	KC	14-9	09/16/2012	W	BUF	35-17
09/13/1964	W	BUF	34-17	09/28/1986	L	BUF	17-20	11/03/2013	L	BUF	13-23
10/18/1964	W	KC	35-22	11/30/1986	W	KC	17-14	11/09/2014	L	BUF	13-17
10/17/1965	W	KC	23-7	10/07/1991	L	KC	6-33	11/29/2015	L	KC	22-30
12/12/1965	W	BUF	34-25	<b>01/05/1992</b>	<b>W</b>	<b>BUF</b>	<b>37-14</b>	11/26/2017	W	KC	16-10
09/11/1966	L	BUF	20-42	11/28/1993	L	KC	7-23	10/19/2020	L	BUF	17-26
10/02/1966	W	KC	29-14	<b>01/23/1994</b>	<b>W</b>	<b>BUF</b>	<b>30-13</b>	<b>01/24/2021</b>	<b>L</b>	<b>KC</b>	<b>24-38</b>
<b>01/01/1967</b>	<b>L</b>	<b>BUF</b>	<b>7-31</b>	10/30/1994	W	BUF	44-10	10/10/2021	W	KC	38-20
12/03/1967	L	KC	13-23	12/22/1996	W	BUF	20-9	<b>01/23/2022</b>	<b>L</b>	<b>KC</b>	<b>36-42</b>
10/05/1968	L	BUF	7-18	09/14/1997	L	KC	16-22				
12/31/1969	L	KC	19-22	11/19/2000	W	KC	21-17				

## BILLS-COLTS (38-33-1)

REGULAR SEASON: 37-33-1

PLAYOFFS (BOLDED): 1-0

HOME: 23-14

ROAD: 14-19-1

Date	Result	Site	Score	Date	Result	Site	Score	Date	Result	Site	Score
11/15/1970	T	BAL	17-17	09/18/1983	W	BUF	28-23	09/17/1995	W	BUF	20-14
12/13/1970	L	BUF	14-20	10/16/1983	W	BAL	30-7	11/05/1995	W	IND	16-10
10/10/1971	L	BUF	0-43	09/30/1984	L	IND	17-31	10/06/1996	W	BUF	16-13
12/05/1971	L	BAL	0-24	12/02/1984	W	BUF	21-15	12/01/1996	L	IND	10-13
10/01/1972	L	BUF	0-17	10/06/1985	L	IND	17-49	09/21/1997	W	BUF	37-35
12/03/1972	L	BAL	7-35	10/20/1985	W	BUF	21-9	10/20/1997	W	IND	9-6
10/14/1973	W	BUF	31-13	10/19/1986	W	BUF	24-13	10/11/1998	W	IND	31-24
11/25/1973	W	BAL	24-17	12/14/1986	L	IND	14-24	11/22/1998	W	BUF	34-11
10/13/1974	W	BAL	27-14	10/04/1987	L	BUF	6-47	09/12/1999	L	IND	14-31
12/01/1974	W	BUF	6-0	12/13/1987	W	IND	27-3	01/02/2000	W	BUF	31-6
10/12/1975	W	BAL	38-31	10/09/1988	W	BUF	34-23	10/01/2000	L	BUF	16-18
11/09/1975	L	BUF	35-42	12/18/1988	L	IND	14-17	12/11/2000	L	IND	20-44
10/17/1976	L	BUF	13-31	10/08/1989	L	IND	14-37	09/23/2001	L	IND	26-42
12/12/1976	L	BAL	20-58	11/12/1989	W	BUF	30-7	11/04/2001	L	BUF	14-30
10/02/1977	L	BAL	14-17	09/09/1990	W	BUF	26-10	11/23/2003	L	BUF	14-17
11/13/1977	L	BUF	13-31	12/09/1990	W	IND	31-7	11/12/2006	L	IND	16-17
09/24/1978	W	BUF	24-17	10/13/1991	W	BUF	42-6	01/03/2010	W	BUF	30-7
12/17/1978	W	BAL	21-14	12/15/1991	W	IND	35-7	11/25/2012	L	IND	13-20
09/30/1979	W	BAL	31-13	09/20/1992	W	BUF	38-0	09/13/2015	W	BUF	27-14
10/21/1979	L	BUF	13-14	11/29/1992	L	IND	13-16	12/10/2017	W	BUF	13-7
10/12/1980	L	BUF	12-17	11/21/1993	W	BUF	23-9	10/21/2018	L	IND	5-37
11/30/1980	L	BAL	24-28	01/02/1994	W	IND	30-10	<b>01/09/2021</b>	<b>W</b>	<b>BUF</b>	<b>27-24</b>
09/13/1981	W	BAL	35-3	10/16/1994	L	BUF	17-27	11/21/2021	L	BUF	15-41
11/28/1982	W	BUF	20-0	12/24/1994	L	IND	9-10				

## BILLS-COWBOYS (5-8)

REGULAR SEASON: 5-6

PLAYOFFS (BOLDED): 0-2

HOME: 3-2

ROAD: 2-4

Date	Result	Site	Score	Date	Result	Site	Score	Date	Result	Site	Score
09/19/1971	L	BUF	37-49	09/12/1993	W	DAL	13-10	11/13/2011	L	DAL	7-44
11/15/1976	L	DAL	10-17	<b>01/30/1994</b>	<b>L</b>	<b>ATL</b>	<b>13-30</b>	12/27/2015	W	BUF	16-6
11/09/1981	L	DAL	14-27	09/22/1996	W	BUF	10-7	11/28/2019	W	DAL	25-16
11/18/1984	W	BUF	14-3	11/09/2003	L	DAL	6-10				
<b>01/31/1993</b>	<b>L</b>	<b>LA</b>	<b>17-52</b>	10/08/2007	L	BUF	24-25				



# ALL-TIME SERIES

## BILLS-DOLPHINS (54-61-1)

REGULAR SEASON: 51-60-1

PLAYOFFS (BOLDED): 3-1

HOME: 32-26

ROAD: 22-35-1

Date	Result	Site	Score	Date	Result	Site	Score	Date	Result	Site	Score
9/18/1966	W	BUF	58-24	12/22/1985	L	MIA	0-28	09/21/2003	L	MIA	7-17
11/6/1966	W	MIA	29-0	10/12/1986	L	MIA	14-27	12/21/2003	L	BUF	3-20
11/5/1967	W	BUF	35-13	11/16/1986	L	BUF	24-34	10/17/2004	W	BUF	20-13
11/26/1967	L	MIA	14-17	10/25/1987	W	MIA	34-31	12/5/2004	W	MIA	42-32
10/12/1968	T	MIA	14-14	11/29/1987	W	BUF	27-0	10/9/2005	W	BUF	20-14
11/10/1968	L	BUF	17-21	9/11/1988	W	BUF	9-6	12/4/2005	L	MIA	23-24
12/31/1969	L	MIA	6-24	11/14/1988	W	MIA	31-6	09/17/2006	W	MIA	16-6
12/31/1969	W	BUF	28-3	9/10/1989	W	MIA	27-24	12/17/2006	W	BUF	21-0
10/18/1970	L	BUF	14-33	10/29/1989	W	BUF	31-17	11/11/2007	W	MIA	13-10
12/20/1970	L	MIA	7-45	9/16/1990	L	MIA	7-30	12/9/2007	W	BUF	38-17
9/26/1971	L	BUF	14-29	12/23/1990	W	BUF	24-14	10/26/2008	L	MIA	16-25
11/7/1971	L	MIA	0-34	<b>1/12/1991</b>	<b>W</b>	<b>BUF</b>	<b>44-34</b>	12/7/2008	L	TORONTO	3-16
10/22/1972	L	MIA	23-24	9/1/1991	W	BUF	35-31	10/4/2009	L	MIA	10-38
11/5/1972	L	BUF	16-30	11/18/1991	W	MIA	41-27	11/29/2009	W	BUF	31-14
10/21/1973	L	MIA	6-27	10/4/1992	L	BUF	10-37	09/12/2010	L	BUF	10-15
11/18/1973	L	BUF	0-17	11/16/1992	W	MIA	26-20	12/19/2010	W	MIA	17-14
9/22/1974	L	BUF	16-24	<b>1/17/1993</b>	<b>W</b>	<b>MIA</b>	<b>29-10</b>	11/20/2011	L	MIA	8-35
11/17/1974	L	MIA	28-35	9/26/1993	L	BUF	13-22	12/18/2011	L	BUF	23-30
10/26/1975	L	BUF	30-35	12/19/1993	W	MIA	47-34	11/15/2012	W	BUF	19-14
12/7/1975	L	MIA	21-31	10/9/1994	W	BUF	21-11	12/23/2012	L	MIA	10-24
9/13/1976	L	BUF	21-30	12/4/1994	W	MIA	42-31	10/20/2013	W	MIA	23-21
12/5/1976	L	MIA	27-45	<b>12/30/1995</b>	<b>W</b>	<b>BUF</b>	<b>37-22</b>	12/22/2013	W	BUF	19-0
9/18/1977	L	BUF	0-13	10/29/1995	L	MIA	6-23	09/14/2014	W	BUF	29-10
12/17/1977	L	MIA	14-31	12/17/1995	W	BUF	23-20	11/13/2014	L	MIA	9-22
9/17/1978	L	MIA	24-31	10/13/1996	L	BUF	7-21	09/27/2015	W	MIA	41-14
11/12/1978	L	BUF	24-25	12/16/1996	L	MIA	14-16	11/8/2015	W	BUF	33-17
9/22/1979	L	BUF	7-9	11/2/1997	W	BUF	9-6	10/23/2016	L	MIA	25-28
10/14/1979	L	MIA	7-17	11/17/1997	L	MIA	13-30	12/24/2016	L	BUF	31-34
9/7/1980	W	BUF	17-7	9/13/1998	L	MIA	7-13	12/17/2017	W	BUF	24-16
10/19/1980	L	MIA	14-17	11/1/1998	W	BUF	30-24	12/31/2017	W	MIA	22-16
10/12/1981	W	BUF	31-21	<b>1/2/1999</b>	<b>L</b>	<b>MIA</b>	<b>17-24</b>	12/2/2018	L	MIA	17-21
12/19/1981	L	MIA	6-16	10/4/1999	W	MIA	23-18	12/30/2018	W	BUF	42-17
11/21/1982	L	BUF	7-9	11/14/1999	W	BUF	23-3	10/20/2019	W	BUF	31-21
12/27/1982	L	MIA	10-27	10/8/2000	L	MIA	13-22	11/17/2019	W	MIA	37-20
9/4/1983	L	BUF	0-12	12/3/2000	L	BUF	6-33	09/20/2020	W	MIA	31-28
10/9/1983	W	MIA	38-35	11/25/2001	L	BUF	27-34	01/3/2021	W	BUF	56-26
9/17/1984	L	BUF	17-21	1/6/2002	L	MIA	7-34	09/19/2021	W	MIA	35-0
10/28/1984	L	MIA	17-21	10/20/2002	W	MIA	23-10	10/31/2021	W	BUF	26-11
11/24/1985	L	BUF	14-23	12/1/2002	W	BUF	38-21				

## BILLS-EAGLES (6-8)

REGULAR SEASON: 6-8

PLAYOFFS (BOLDED): 0-0

HOME: 4-4

ROAD: 2-4

Date	Result	Site	Score	Date	Result	Site	Score	Date	Result	Site	Score
10/07/1973	W	BUF	27-26	12/02/1990	W	BUF	30-23	12/30/2007	L	PHI	9-17
09/17/1981	L	BUF	14-20	12/12/1993	W	PHI	10-7	10/09/2011	W	BUF	31-24
10/07/1984	L	BUF	17-27	11/10/1996	W	PHI	24-17	12/13/2015	L	PHI	20-23
10/27/1985	L	PHI	17-21	09/26/1999	W	BUF	26-0	10/27/2019	L	BUF	13-31
12/27/1987	L	PHI	7-17	09/28/2003	L	BUF	13-23				



# ALL-TIME SERIES

## BILLS-FALCONS (6-7)

REGULAR SEASON: 6-7

PLAYOFFS (BOLDED): 0-0

HOME: 4-3

ROAD: 2-4

Date	Result	Site	Score	Date	Result	Site	Score	Date	Result	Site	Score
12/02/1973	W	ATL	17-6	11/22/1992	W	BUF	41-14	12/01/2013	L	TORONTO	31-34
10/16/1977	W	BUF	3-0	11/12/1995	W	BUF	23-17	10/01/2017	W	ATL	23-17
11/02/1980	L	BUF	14-30	12/23/2001	L	ATL	30-33	01/02/2022	W	BUF	29-15
12/18/1983	L	ATL	14-31	09/25/2005	L	BUF	16-24				
11/05/1989	L	ATL	28-30	12/27/2009	L	ATL	3-31				

## BILLS-GIANTS (7-7)

REGULAR SEASON: 7-7

PLAYOFFS (BOLDED): 0-1

HOME: 3-4

ROAD: 4-2

Date	Result	Site	Score	Date	Result	Site	Score	Date	Result	Site	Score
12/06/1970	L	NY	6-20	<b>01/27/1991</b>	<b>L</b>	<b>TB</b>	<b>19-20</b>	12/23/2007	L	BUF	21-38
10/20/1975	L	BUF	14-17	10/03/1993	W	BUF	17-14	10/16/2011	L	NY	24-27
11/26/1978	W	BUF	41-17	09/01/1996	W	NY	23-20	10/04/2015	L	BUF	10-24
10/18/1987	W	BUF	6-3	12/12/1999	L	BUF	17-19	09/15/2019	W	NY	28-14
12/15/1990	W	NY	17-13	11/30/2003	W	NY	24-7				

## BILLS-JAGUARS (9-9)

REGULAR SEASON: 9-7

PLAYOFFS (BOLDED): 0-2

HOME: 5-4

ROAD: 4-5

Date	Result	Site	Score	Date	Result	Site	Score	Date	Result	Site	Score
<b>12/28/1996</b>	<b>L</b>	<b>BUF</b>	<b>27-30</b>	11/26/2006	W	BUF	27-24	12/15/2013	W	JAX	27-20
12/14/1997	L	BUF	14-20	11/25/2007	L	JAX	14-36	10/25/2015	L	LONDON	31-34
10/18/1998	W	BUF	17-16	09/14/2008	W	JAX	20-16	11/27/2016	W	BUF	28-21
10/18/2001	W	JAX	13-10	11/22/2009	L	JAX	15-18	<b>01/07/2018</b>	<b>L</b>	<b>JAX</b>	<b>3-10</b>
09/14/2003	W	JAX	38-17	10/10/2010	L	BUF	26-36	11/25/2018	W	BUF	24-21
09/12/2004	L	BUF	10-13	12/02/2012	W	BUF	34-18	11/07/2021	L	JAX	6-9



# ALL-TIME SERIES

## BILLS-JETS (67-56)

REGULAR SEASON: 66-56

PLAYOFFS (BOLDED): 1-0

HOME: 35-26

ROAD: 32-30

Date	Result	Site	Score	Date	Result	Site	Score	Date	Result	Site	Score
09/11/1960	L	NY	3-27	11/09/1980	W	NY	31-24	12/30/2001	W	NY	14-9
10/16/1960	L	BUF	13-17	09/06/1981	W	BUF	31-0	09/08/2002	L	BUF	31-37
09/17/1961	W	BUF	41-31	10/18/1981	L	NY	14-33	11/24/2002	L	NY	13-31
11/23/1961	L	NY	14-21	<b>12/27/1981</b>	<b>W</b>	<b>NY</b>	<b>31-27</b>	10/12/2003	L	NY	3-30
09/22/1962	L	BUF	6-17	10/03/1983	L	BUF	10-34	12/07/2003	W	BUF	17-6
12/08/1962	W	NY	20-3	11/13/1983	W	NY	24-17	10/10/2004	L	NY	14-16
12/08/1963	W	BUF	45-14	09/23/1984	L	BUF	26-28	11/07/2004	W	BUF	22-17
12/14/1963	W	NY	19-10	12/08/1984	L	NY	17-21	10/16/2005	W	BUF	27-17
10/24/1964	W	BUF	34-24	09/15/1985	L	NY	3-42	01/01/2006	L	NY	26-30
11/08/1964	W	NY	20-7	12/08/1985	L	BUF	7-27	09/24/2006	L	BUF	20-28
09/26/1965	W	BUF	33-21	09/07/1986	L	BUF	24-28	12/10/2006	W	NY	31-13
12/19/1965	L	NY	12-14	10/05/1986	L	NY	13-14	09/30/2007	W	BUF	17-14
10/30/1966	W	NY	33-23	09/13/1987	L	BUF	28-31	10/28/2007	W	NY	13-3
11/13/1966	W	BUF	14-3	11/22/1987	W	NY	17-14	11/02/2008	L	BUF	17-26
09/10/1967	W	BUF	20-17	10/17/1988	W	NY	37-14	12/14/2008	L	NY	27-31
11/12/1967	L	NY	10-20	11/20/1988	W	BUF	9-6	10/18/2009	W	NY	16-13
09/29/1968	W	BUF	37-35	10/22/1989	W	BUF	34-3	12/03/2009	L	TORONTO	13-19
11/03/1968	L	NY	21-25	12/23/1989	W	NY	37-0	10/03/2010	L	BUF	14-38
12/31/1969	L	BUF	19-33	09/24/1990	W	NY	30-7	01/02/2011	L	NY	7-38
12/31/1969	L	NY	6-16	10/21/1990	W	BUF	30-27	11/06/2011	L	BUF	11-27
10/04/1970	W	BUF	34-31	09/15/1991	W	NY	23-20	11/27/2011	L	NY	24-28
10/25/1970	W	NY	10-6	12/01/1991	W	BUF	24-13	09/09/2012	L	NY	28-48
10/17/1971	L	NY	17-28	10/26/1992	W	NY	24-20	12/30/2012	W	BUF	28-9
11/21/1971	L	BUF	7-20	12/06/1992	L	BUF	17-24	09/22/2013	L	NY	20-27
09/17/1972	L	BUF	24-41	10/24/1993	W	NY	19-10	11/17/2013	W	BUF	37-14
11/12/1972	L	NY	3-41	12/26/1993	W	BUF	16-14	10/26/2014	W	NY	43-23
09/30/1973	W	BUF	9-7	09/04/1994	L	BUF	3-23	11/24/2014	W	DETROIT	38-3
12/16/1973	W	NY	34-14	11/06/1994	L	NY	17-22	11/12/2015	W	NY	22-17
09/29/1974	W	BUF	16-12	10/08/1995	W	BUF	29-10	01/03/2016	W	BUF	22-17
12/08/1974	L	NY	10-20	11/19/1995	W	NY	28-26	09/15/2016	L	BUF	31-37
09/21/1975	W	BUF	42-14	10/20/1996	W	NY	25-22	01/01/2017	L	NY	10-30
11/02/1975	W	NY	24-23	11/24/1996	W	BUF	35-10	09/10/2017	W	BUF	21-12
10/10/1976	L	NY	14-17	09/07/1997	W	NY	28-22	11/02/2017	L	NY	21-34
10/31/1976	L	BUF	14-19	11/30/1997	W	BUF	20-10	11/11/2018	W	NY	41-10
10/09/1977	L	BUF	19-24	11/08/1998	L	NY	12-34	12/9/2018	L	BUF	23-27
12/11/1977	W	NY	14-10	12/19/1998	L	BUF	10-17	09/08/2019	W	NY	17-16
09/10/1978	L	BUF	20-21	09/19/1999	W	BUF	17-3	12/29/2019	L	BUF	6-13
10/08/1978	L	NY	14-45	11/21/1999	L	NY	7-17	09/13/2020	W	BUF	27-17
09/23/1979	W	BUF	46-31	09/17/2000	L	NY	14-27	10/25/2020	W	NY	18-10
11/11/1979	W	NY	14-12	10/29/2000	W	BUF	23-20	11/14/2021	W	NY	45-17
09/14/1980	W	BUF	20-10	10/07/2001	L	BUF	36-42	01/09/2022	W	BUF	27-10

## BILLS-LIONS (6-4-1)

REGULAR SEASON: 6-4-1

PLAYOFFS (BOLDED): 0-0

HOME: 4-1-1

ROAD: 2-3

Date	Result	Site	Score	Date	Result	Site	Score	Date	Result	Site	Score
12/10/1972	T	BUF	21-21	11/24/1994	L	DET	21-35	11/14/2010	W	BUF	14-12
11/25/1976	L	DET	14-27	10/05/1997	W	BUF	22-13	10/05/2014	W	DET	17-14
10/28/1979	W	DET	20-17	10/27/2002	W	BUF	24-17	12/16/2018	W	BUF	14-13
12/22/1991	L	BUF	14-17	10/15/2006	L	DET	17-20				



# ALL-TIME SERIES

## BILLS-PACKERS (8-5)

REGULAR SEASON: 8-5

PLAYOFFS (BOLDED): 0-0

HOME: 6-0

ROAD: 2-5

Date	Result	Site	Score	Date	Result	Site	Score	Date	Result	Site	Score
10/06/1974	W	GB	27-7	11/20/1994	W	BUF	29-20	09/19/2010	L	GB	7-34
11/18/1979	W	BUF	19-12	12/20/1997	L	GB	21-31	12/14/2014	W	BUF	21-13
12/05/1982	L	MIL	21-33	09/10/2000	W	BUF	27-18	09/30/2018	L	GB	0-22
10/30/1988	W	BUF	28-0	12/22/2002	L	GB	0-10				
11/10/1991	W	MIL	34-24	11/05/2006	W	BUF	24-10				

## BILLS-PANTHERS (6-2)

REGULAR SEASON: 6-2

PLAYOFFS (BOLDED): 0-0

HOME: 4-1

ROAD: 2-1

Date	Result	Site	Score	Date	Result	Site	Score	Date	Result	Site	Score
09/10/1995	W	BUF	31-9	11/27/2005	L	BUF	9-13	09/17/2017	L	CAR	3-9
10/25/1998	W	CAR	30-14	10/25/2009	W	CAR	20-9	12/19/2021	W	BUF	31-14
12/09/2001	W	BUF	25-24	09/15/2013	W	BUF	24-23				



# ALL-TIME SERIES

## BILLS-PATRIOTS (47-77-1)

REGULAR SEASON: 46-76-1

PLAYOFFS (BOLDED): 1-1

HOME: 24-38-1

ROAD: 23-39

Date	Result	Site	Score	Date	Result	Site	Score	Date	Result	Site	Score
09/23/1960	W	BOS	13-0	12/14/1980	L	NE	2-24	11/03/2002	L	BUF	7-38
12/04/1960	W	BUF	38-14	11/22/1981	W	BUF	20-17	12/08/2002	L	NE	17-27
09/23/1961	L	BUF	21-23	12/13/1981	W	NE	19-10	09/07/2003	W	BUF	31-0
10/22/1961	L	BOS	21-52	01/02/1983	L	NE	19-30	12/27/2003	L	NE	0-31
11/03/1962	T	BUF	28-28	10/23/1983	L	BUF	0-31	10/03/2004	L	BUF	17-31
11/23/1962	L	BOS	10-21	11/06/1983	L	NE	7-21	11/14/2004	L	NE	6-29
10/26/1963	W	BUF	28-21	09/02/1984	L	BUF	17-21	10/30/2005	L	NE	16-21
12/01/1963	L	BOS	7-17	11/11/1984	L	NE	10-38	12/11/2005	L	BUF	7-35
<b>12/28/1963</b>	L	<b>BOS</b>	<b>8-26</b>	09/22/1985	L	BUF	14-17	09/10/2006	L	NE	17-19
11/15/1964	L	BUF	28-36	10/13/1985	L	NE	3-14	10/22/2006	L	BUF	6-28
12/20/1964	W	BOS	24-14	10/26/1986	L	BUF	3-23	09/23/2007	L	NE	7-38
09/11/1965	W	BUF	24-7	11/23/1986	L	NE	19-22	11/18/2007	L	BUF	10-56
11/07/1965	W	BOS	23-7	10/11/1987	L	NE	7-14	11/09/2008	L	NE	10-20
10/08/1966	L	BUF	10-20	12/20/1987	L	BUF	7-13	12/28/2008	L	BUF	0-13
12/04/1966	L	BOS	3-14	09/18/1988	W	NE	16-14	09/14/2009	L	NE	24-25
09/24/1967	L	BUF	0-23	10/23/1988	W	BUF	23-20	12/20/2009	L	BUF	10-17
12/09/1967	W	BOS	44-16	10/01/1989	W	BUF	31-10	09/26/2010	L	NE	30-38
09/08/1968	L	BUF	7-16	11/19/1989	L	NE	24-33	12/26/2010	L	BUF	3-34
10/20/1968	L	BOS	6-23	10/28/1990	W	NE	27-10	09/25/2011	W	BUF	34-31
12/31/1969	L	BOS	21-35	11/18/1990	W	BUF	14-0	01/01/2012	L	NE	21-49
12/31/1969	W	BUF	23-16	11/03/1991	W	BUF	22-17	09/30/2012	L	BUF	28-52
11/01/1970	W	BOS	45-10	11/24/1991	L	NE	13-16	11/11/2012	L	NE	31-37
11/29/1970	L	BUF	10-14	09/27/1992	W	NE	41-7	09/08/2013	L	BUF	21-23
11/14/1971	L	NE	33-38	11/01/1992	W	BUF	16-7	12/29/2013	L	NE	20-34
11/28/1971	W	BUF	27-20	09/05/1993	W	BUF	38-14	10/12/2014	L	BUF	22-37
10/08/1972	W	BUF	38-14	11/07/1993	W	NE	13-10	12/28/2014	W	NE	17-9
11/19/1972	W	NE	27-24	09/11/1994	W	NE	38-35	09/20/2015	L	BUF	32-40
09/16/1973	W	NE	31-13	12/18/1994	L	BUF	17-41	11/23/2015	L	NE	13-20
12/09/1973	W	BUF	37-13	10/23/1995	L	NE	14-27	10/02/2016	W	NE	16-0
10/20/1974	W	BUF	30-28	11/26/1995	L	BUF	25-35	10/30/2016	L	BUF	25-41
11/03/1974	W	NE	29-28	09/08/1996	W	BUF	17-10	12/03/2017	L	BUF	3-23
11/23/1975	W	BUF	45-31	10/27/1996	L	NE	25-28	12/24/2017	L	NE	16-37
12/14/1975	W	NE	34-14	10/12/1997	L	NE	6-33	10/29/2018	L	BUF	6-25
10/24/1976	L	BUF	22-26	11/09/1997	L	BUF	10-31	12/23/2018	L	NE	12-24
11/07/1976	L	NE	10-20	11/15/1998	W	BUF	13-10	09/29/2019	L	BUF	10-16
11/06/1977	W	NE	24-14	11/29/1998	L	NE	21-25	12/21/2019	L	NE	17-24
11/20/1977	L	BUF	7-20	11/28/1999	W	BUF	17-7	11/1/2020	W	BUF	24-21
11/05/1978	L	BUF	10-14	12/26/1999	W	NE	13-10	12/28/2020	W	NE	38-9
12/10/1978	L	NE	24-26	11/05/2000	W	NE	16-13	12/6/2021	L	BUF	10-14
11/04/1979	L	BUF	6-26	12/17/2000	L	BUF	10-13	12/26/2021	W	NE	33-21
11/25/1979	W	NE	16-13	11/11/2001	L	NE	11-21	<b>01/15/2022</b>	<b>W</b>	<b>BUF</b>	<b>47-17</b>
10/26/1980	W	BUF	31-13	12/16/2001	L	BUF	9-12				



# ALL-TIME SERIES

## BILLS-RAIDERS (21-21)

REGULAR SEASON: 19-21

PLAYOFFS (BOLDED): 2-0

HOME: 15-7

ROAD: 6-14

Date	Result	Site	Score	Date	Result	Site	Score	Date	Result	Site	Score
10/23/1960	W	BUF	38-9	12/24/1967	L	OAK	21-28	10/11/1992	L	LA	3-20
11/13/1960	L	OAK	7-20	09/15/1968	L	BUF	6-48	12/05/1993	L	BUF	24-25
11/05/1961	L	BUF	22-31	11/28/1968	L	OAK	10-13	<b>01/15/1994</b>	<b>W</b>	<b>BUF</b>	<b>29-23</b>
12/03/1961	W	OAK	26-21	12/31/1969	L	OAK	21-50	12/13/1998	W	BUF	44-21
10/20/1962	W	BUF	14-6	10/15/1972	L	OAK	16-28	10/17/1999	L	BUF	14-20
11/18/1962	W	OAK	10-6	09/16/1974	W	BUF	21-20	10/06/2002	L	BUF	31-49
09/15/1963	L	OAK	17-35	11/28/1977	L	OAK	13-34	09/19/2004	L	OAK	10-13
10/05/1963	W	BUF	12-0	09/28/1980	W	BUF	24-7	10/23/2005	L	OAK	17-38
10/03/1964	W	BUF	23-20	11/20/1983	L	BUF	24-27	09/21/2008	W	BUF	24-23
12/06/1964	L	OAK	13-16	12/06/1987	L	LA	21-34	09/18/2011	W	BUF	38-35
10/03/1965	W	BUF	17-12	12/11/1988	W	BUF	37-21	12/21/2014	L	OAK	24-26
11/14/1965	W	OAK	17-14	10/07/1990	W	BUF	38-24	12/04/2016	L	OAK	24-38
11/24/1966	W	OAK	31-10	<b>01/20/1991</b>	<b>W</b>	<b>BUF</b>	<b>51-3</b>	10/29/2017	W	BUF	34-14
10/15/1967	L	BUF	20-24	12/08/1991	W	LA	30-27	10/04/2020	W	LV	30-23

## BILLS-RAMS (8-5)

REGULAR SEASON: 8-5

PLAYOFFS (BOLDED): 0-0

HOME: 5-3

ROAD: 3-2

Date	Result	Site	Score	Date	Result	Site	Score	Date	Result	Site	Score
09/27/1970	L	BUF	0-19	09/06/1992	W	BUF	40-7	12/09/2012	L	BUF	12-15
12/15/1974	L	LA	14-19	12/10/1995	W	STL	45-27	10/09/2016	W	LA	30-19
12/07/1980	W	BUF	10-7	09/20/1998	L	BUF	33-34	09/27/2020	W	BUF	35-32
11/27/1983	L	LA	17-41	11/21/2004	W	BUF	37-17				
10/16/1989	W	BUF	23-20	09/28/2008	W	STL	31-14				

## BILLS-RAVENS (4-6)

REGULAR SEASON: 3-6

PLAYOFFS (BOLDED): 1-0

HOME: 2-1

ROAD: 1-5

Date	Result	Site	Score	Date	Result	Site	Score	Date	Result	Site	Score
10/31/1999	W	BAL	13-10	10/24/2010	L	BAL	34-37	12/08/2019	L	BUF	17-24
10/24/2004	L	BAL	6-20	09/29/2013	W	BUF	23-20	<b>01/16/2021</b>	<b>W</b>	<b>BUF</b>	<b>17-3</b>
12/31/2006	L	BAL	7-19	09/11/2016	L	BAL	7-13				
10/21/2007	W	BUF	19-14	09/09/2018	L	BAL	3-47				

## BILLS-SAINTS (5-7)

REGULAR SEASON: 5-7

PLAYOFFS (BOLDED): 0-0

HOME: 3-3

ROAD: 2-4

Date	Result	Site	Score	Date	Result	Site	Score	Date	Result	Site	Score
11/04/1973	L	NO	0-13	12/20/1992	W	NO	20-16	09/27/2009	L	BUF	7-27
09/21/1980	W	NO	35-26	12/27/1998	W	NO	45-33	10/27/2013	L	NO	17-35
10/30/1983	W	BUF	27-21	09/09/2001	L	BUF	6-24	11/12/2017	L	BUF	10-47
12/10/1989	L	BUF	19-22	10/02/2005	L	SAN ANTONIO	7-19	11/25/21	W	NO	31-6





# ALL-TIME SERIES

## BILLS-SEAHAWKS (6-8)

REGULAR SEASON: 6-8

PLAYOFFS (BOLDED): 0-0

HOME: 3-2

ROAD: 3-6

Date	Result	Site	Score	Date	Result	Site	Score	Date	Result	Site	Score
10/30/1977	L	SEA	17-56	12/08/1996	L	SEA	18-26	09/07/2008	W	BUF	34-10
10/14/1984	L	SEA	28-31	10/24/1999	L	SEA	16-26	12/16/2012	L	TORONTO	17-50
11/06/1988	W	SEA	13-3	12/23/2000	W	SEA	42-23	11/07/2016	L	SEA	25-31
12/04/1989	L	SEA	16-17	11/18/2001	L	BUF	20-23	11/08/2020	W	BUF	44-34
10/15/1995	W	BUF	27-21	11/28/2004	W	SEA	38-9				

## BILLS-STEELERS (11-17)

REGULAR SEASON: 10-15

PLAYOFFS (BOLDED): 1-2

HOME: 8-7

ROAD: 3-10

Date	Result	Site	Score	Date	Result	Site	Score	Date	Result	Site	Score
10/11/1970	L	PIT	10-23	09/25/1988	W	BUF	36-28	01/02/2005	L	BUF	24-29
10/29/1972	L	BUF	21-38	09/08/1991	W	BUF	52-34	09/16/2007	L	PIT	3-26
<b>12/22/1974</b>	<b>L</b>	<b>PIT</b>	<b>14-32</b>	11/08/1992	W	BUF	28-20	11/28/2010	L	BUF	16-19
09/28/1975	W	PIT	30-21	<b>01/09/1993</b>	<b>W</b>	<b>PIT</b>	<b>24-3</b>	11/10/2013	L	PIT	10-23
09/03/1978	L	BUF	17-28	11/15/1993	L	PIT	0-23	12/11/2016	L	BUF	20-27
12/16/1979	L	PIT	0-28	11/14/1994	L	PIT	10-23	12/15/2019	W	PIT	17-10
11/23/1980	W	BUF	28-13	<b>01/06/1996</b>	<b>L</b>	<b>PIT</b>	<b>21-40</b>	12/13/2020	W	BUF	26-15
12/12/1982	W	BUF	13-0	09/16/1996	L	PIT	6-24	09/12/2021	L	BUF	16-23
12/15/1985	L	PIT	24-30	10/10/1999	W	BUF	24-21				
11/09/1986	W	BUF	16-12	09/30/2001	L	BUF	3-20				

## BILLS-TEXANS (5-6)

REGULAR SEASON: 5-5

PLAYOFFS (BOLDED): 0-1

HOME: 3-2

ROAD: 2-4

Date	Result	Site	Score	Date	Result	Site	Score	Date	Result	Site	Score
10/13/2002	W	HOU	31-24	11/01/2009	L	BUF	10-31	10/14/2018	L	HOU	13-20
11/16/2003	L	BUF	10-12	11/04/2012	L	HOU	9-21	<b>01/04/2020</b>	<b>L</b>	<b>HOU</b>	<b>19-22</b>
09/11/2005	W	BUF	22-7	09/28/2014	L	HOU	17-23	10/03/2021	W	BUF	40-0
11/19/2006	W	HOU	24-21	12/06/2015	W	BUF	30-21				



# ALL-TIME SERIES

## BILLS-TITANS (19-30)

REGULAR SEASON: 17-29

PLAYOFFS (BOLDED): 2-1

HOME: 11-14

ROAD: 8-16

Date	Result	Site	Score	Date	Result	Site	Score	Date	Result	Site	Score
10/30/1960	W	BUF	25-24	12/07/1968	L	HOU	6-35	09/18/1994	W	HOU	15-7
12/11/1960	L	HOU	23-31	12/31/1969	L	HOU	14-28	12/24/1995	L	BUF	17-28
10/08/1961	W	HOU	22-12	12/31/1969	L	BUF	3-17	11/23/1997	L	TEN	14-31
10/29/1961	L	BUF	16-28	12/12/1971	L	BUF	14-20	<b>01/08/2000</b>	L	<b>TEN</b>	<b>16-22</b>
09/09/1962	L	BUF	23-28	11/10/1974	L	BUF	9-21	09/03/2000	W	BUF	16-13
10/07/1962	L	HOU	14-17	09/19/1976	L	BUF	3-13	12/14/2003	L	TEN	26-28
09/28/1963	L	BUF	20-31	10/15/1978	L	HOU	10-17	12/24/2006	L	BUF	29-30
10/20/1963	L	HOU	14-28	09/25/1983	W	BUF	30-13	11/15/2009	L	TEN	17-41
10/11/1964	W	HOU	48-17	11/10/1985	W	BUF	20-0	12/04/2011	L	BUF	17-23
11/01/1964	W	BUF	24-10	12/21/1986	L	HOU	7-16	10/21/2012	L	BUF	34-35
10/31/1965	L	BUF	17-19	09/20/1987	W	BUF	34-30	10/11/2015	W	TEN	14-13
12/05/1965	W	HOU	29-18	<b>01/01/1989</b>	<b>W</b>	<b>BUF</b>	<b>17-10</b>	10/07/2018	W	BUF	13-12
09/25/1966	W	BUF	27-20	09/24/1989	W	HOU	47-41	10/08/2019	W	TEN	14-7
11/20/1966	W	HOU	42-20	11/26/1990	L	HOU	24-27	10/13/2020	L	TEN	16-42
09/17/1967	L	BUF	3-20	12/27/1992	L	HOU	3-27	10/18/2021	L	TEN	31-34
10/29/1967	L	HOU	3-10	<b>01/03/1993</b>	<b>W</b>	<b>BUF</b>	<b>41-38</b>				
10/27/1968	L	BUF	7-30	10/11/1993	W	BUF	35-7				

## BILLS-VIKINGS (6-8)

REGULAR SEASON: 6-8

PLAYOFFS (BOLDED): 0-0

HOME: 1-4

ROAD: 5-4

Date	Result	Site	Score	Date	Result	Site	Score	Date	Result	Site	Score
10/03/1971	L	MIN	0-19	09/04/1988	W	BUF	13-10	10/01/2006	W	BUF	17-12
12/20/1975	L	BUF	13-35	12/11/1994	L	BUF	17-21	12/05/2010	L	MIN	14-38
12/09/1979	L	MIN	3-10	08/31/1997	L	BUF	13-34	10/19/2014	W	BUF	17-16
09/16/1982	W	BUF	23-22	10/22/2000	L	MIN	27-31	09/23/2018	W	MIN	27-6
09/29/1985	L	BUF	20-27	09/15/2002	W	MIN	45-39				

## BILLS-WASHINGTON (10-6)

REGULAR SEASON: 10-5

PLAYOFFS (BOLDED): 0-1

HOME: 7-2

ROAD: 3-3

Date	Result	Site	Score	Date	Result	Site	Score	Date	Result	Site	Score
12/17/1972	W	WAS	24-17	11/01/1993	W	BUF	24-10	11/03/2019	W	BUF	24-9
12/04/1977	L	BUF	0-10	11/03/1996	W	BUF	38-13	09/26/2021	W	BUF	43-21
11/29/1981	W	BUF	21-14	11/07/1999	W	WAS	34-17				
11/25/1984	L	WAS	14-41	10/19/2003	W	BUF	24-7				
11/01/1987	L	BUF	7-27	12/02/2007	W	WAS	17-16				
12/30/1990	L	WAS	14-29	10/30/2011	W	TORONTO	23-0				
<b>01/26/1992</b>	<b>L</b>	<b>BUF</b>	<b>24-37</b>	12/20/2015	L	WAS	25-35				



# 1960 SEASON STATISTICS

5-8-1 | 3RD IN AFL EAST | HEAD COACH BUSTER RAMSEY

Date	W/L	Score	Opponent	Attendance
9/11	L	3-27	at NY Titans	10,200
9/18	L	13-0	Denver	15,229
9/23	W	21-27	at Boston	20,732
10/2	L	10-24	LA Chargers	15,821
10/16	L	13-17	NY Titans	14,988
10/23	W	38-9	Oakland	8,876
10/30	W	25-24	Houston	23,001
11/6	L	28-45	Dallas	19,610
11/13	L	7-20	at Oakland	8,800
11/20	W	32-3	at LA Chargers	16,161
11/27	T	38-38	at Denver	7,785
12/4	W	38-14	Boston	14,335
12/11	L	23-31	at Houston	25,243
12/18	L	7-24	at Dallas	18,000

TOTAL FIRST DOWNS	BUF	OPP
Rushing	211	225
Passing	77	103
Penalty	109	109
3rd Down: Made/Att	25	13
3rd Down Pct.	—	—
4th Down: Made/Att	—	—
4th Down Pct.	—	—

POSSESSION AVG.	—	—
TOTAL NET YARDS	3900	3854
Avg. per Game	278.6	275.3
Total Plays	909	903
Avg. per Play	4.3	4.3

NET YARDS RUSHING	1544	1724
Avg. per Game	110.3	123.8
Total Rushes	417	438

NET YARDS PASSING	2356	2130
Avg. per Game	168.3	152.1
Sacked/Yards Lost	45/333	36/331
Gross Yards	2689	2461
Att./Completions	447/184	429/185
Completion Pct.	41.2	43.1
Had Intercepted	29	33

PUNTS/AVERAGE	89/39.0	77/37.6
---------------	---------	---------

NET PUNTING AVG.	35.9	34.7
------------------	------	------

PENALTIES/YARDS	57/615	62/608
-----------------	--------	--------

FUMBLES/BALL LOST	30/15	27/16
-------------------	-------	-------

TOUCHDOWNS	38	37
Rushing	15	15
Passing	19	19
Returns	4	3

SCORE BY PERIOD	Q1	Q2	Q3	Q4	OT	PTS
BILLS	61	98	56	81	0	296
OPP	59	73	83	88	0	303

SCORING	TD	Ru	Pa	Rt	K-PAT	FG	S	Pts
Carlton	11	7	4	0	0/0	0/0	0	66
Dubention	6	8	1	0	0/0	0/0	0	48
Atkins	0	0	0	0	27/33	6/13	0	45
Chamberlain	4	0	4	0	0/0	0/0	0	24
Lucas	3	2	1	0	0/0	0/0	0	18

Yoho	1	0	0	1	0/0	2/5	0	12
Green	2	2	0	0	0/0	0/0	0	12
Hergert	1	0	0	1	0/0	2/4	0	12
O'Connell	1	1	0	0	*1	0/1	0	8
Harper	0	0	0	0	1/2	2/3	0	7
Fowler	1	1	0	0	0/0	0/0	0	6
Matsos	1	0	0	1	0/0	0/0	0	6
Kulbacki	1	1	0	0	0/0	0/0	0	6
Crockett	1	0	1	0	0/0	0/0	0	6
Brubaker	0	1	0	1	0/0	0/0	0	6
Wagstaff	1	0	0	1	0/0	0/0	0	6
Smith	10	1	0	0	0/0	0/0	0	6
Brodhead	0	0	0	0	*1	0/0	0	2
BILLS	38	15	19	4	28/35	12/26	296	
OPP	37	15	19	3	37/37	14/27	303	

\*2-Pt. Conversions: BILLS 2-3, OPPONENTS 0-0

SACKS: Torczon 5.0, McMurtry 3.0, Remmert 3.0, Yoho 2.0, Scott 1.0, Sorey 1.0, Others 21.0  
BILLS: 36.0  
OPPONENTS: 46.0

RUSHING	No.	Yds	Avg	Long	TD
Carlton	137	533	3.9	54t	7
Fowler	93	370	4.0	61	1
Lucas	38	138	2.0	16	2
Kulbacki	41	108	2.6	11	1
Brodhead	15	100	6.6	19	0
Dubention	16	94	5.9	66t	1
Smith	19	61	3.2	13	0
Atkins	2	47	23.5	36	0
Ford	18	40	2.2	7	0
Green	21	29	1.4	11	2
O'Connell	16	21	1.3	12	1
Harper	1	3	3.0	3	0
BILLS	417	1544	3.7	66t	15
OPP	438	1724	2.9	—	15

RECEIVING	No.	Yds	Avg	Long	TD
Rychlec	45	590	13.1	36	0
Dubention	42	752	17.9	76t	7
Carlton	29	477	16.4	70t	4
Chamberlain	17	279	16.4	49t	4
Crockett	14	173	12.4	41t	1
Fowler	10	99	9.9	28	0
Smith	7	127	18.1	58t	1
Brubaker	7	75	10.7	17	1
Lucas	5	58	11.6	17t	1
Hoisington	4	45	11.3	13	0
Kulbacki	2	9	4.5	7	0
Ford	1	5	5.0	5	0
Green	1	0	0.0	0	0
BILLS	184	2689	14.6	76t	19
OPP	185	2462	13.3	—	19

INTERCEPTIONS	No.	Yds	Avg	Long	TD
Matsos	8	142	17.8	34	1
Wagstaff	6	93	15.5	40t	1
Atkins	5	23	4.6	12	0
Kinard	4	29	7.3	19	0
McCabe	4	0	0.0	0	0
Johnson	2	1	0.5	1	0
Hergert	1	29	29.0	29t	1
Schaffer	1	19	19.0	19	0
Yoho	1	15	15.0	15t	1
Buzynski	1	5	5.0	5	0
BILLS	33	356	10.8	40t	4
OPP	29	422	14.6	65	2

PUNTING	No	Yds	Avg	Net	TB	In	Lg	B
Atkins	89	3468	39.0	35.9	2	15	58	0
BILLS	89	3468	39.0	35.9	2	15	58	0
OPP	77	2896	37.6	34.7	2	19	66	0

PUNT RETURNS	Ret	FC	Yds	Avg	Long	TD
Kulbacki	12	14	100	8.3	33	0
Wegert	4	0	25	6.3	11	0
Lucas	4	7	3	0.8	2	0
Kinard	2	1	24	12.0	—	0
Dubention	2	1	6	3.0	6	0
Matsos	1	0	20	20.0	20	0
Crockett	1	1	5	5.0	5	0
Lewis	1	0	2	2.0	2	0
Johnson	0	1	0	—	—	0
BILLS	27	25	185	6.9	33	0
OPP	33	12	232	7.0	—	0

KICKOFF RETURNS	No.	Yds	Avg	Long	TD
Kulbacki	13	226	17.4	24	0
Fowler	12	201	16.8	35	0
Ford	5	106	21.2	34	0
Wegert	4	109	27.3	31	0
Lewis	4	97	24.3	28	0
Dubention	4	68	17.0	23	0
Smith	2	72	36.0	55	0
Kinard	1	39	39.0	39	0
Chamberlain	1	24	24.0	24	0
Rychlec	1	3	3.0	3	0
BILLS	47	945	20.1	55	0
OPP	55	1402	25.5	—	0

FIELD GOALS	1-19	20-29	30-39	40-49	50+
Atkins	3-3	1-2	1-6	1-2	0-0
Harper	0-0	0-1	2-3	0-0	0-0
Hergert	0-0	1-1	2-2	0-0	0-0
Yoho	0-0	0-1	0-0	2-4	0-0
O'Connell	0-0	0-1	0-0	0-0	0-0
BILLS	3-3	2-5	4-10	3-6	0-0
OPP	4-4	3-7	2-6	3-9	2-4

Atkins: (38N)(34N)(22G,37B,37N,45G,15G)(44B)(31N)  
(16G,13G,30G)(27N) Harper: (35G)(34B)(35G) Hergert: (26G,44N)(33N,36G) Yoho: (47B)(45G)(48G)(44N,23B) O'Connell: (25B)  
OPPONENTS: (29N,16G,28G,25N,41N)(31G,27G) (50N)(16G)(43G)(35N)(50G)(42N,40G,53N,35N,25N) (29G,40G)(31G)(20N,19G)(43N,27N)(53G) (45N,12G,46N)

USUAL STARTERS	OFFENSE
LE	81 Tom Rychlec
LT	74 Harold Olson
LG	60 Phil Blazer
C	52 Dan McGrew
RG	77 Don Chelf
RT	75 Bob Seelock
RE	80 Monte Crockett
FB	30 Wray Carlton
LH	11 Richie Lucas
RH	44 Elbert Dubention
QB	18 John Green

DEFENSE	
LE	71 Mack Yoho
LT	73 Chuck McMurtry
RT	79 Jim Sorey
RE	87 LaVerne Torczon
LLB	57 Jack Laraway
MLB	56 Archie Matsos
RLB	55 Bernie Buzynski
LCB	45 Richie McCabe
RCB	20 Bill Atkins
LS	22 Jim Wagstaff
RS	24 Billy Kinard

PASSING	Att	Cmp	Yds	Cmp%	Yds/Att	TD	TD%	Int	Int%	Long	Sack/Lost	Rating
Green	228	89	1267	39.0	5.56	10	4.4	10	4.4	70t	25/187	54.1
O'Connell	145	65	1033	44.8	7.12	7	4.8	13	9.0	76t	7/45	47.9
Lucas	49	23	314	46.9	6.41	2	4.1	3	6.1	36t	8/48	56.0
Brodhead	25	7	75	28.0	3.00	0	0.0	3	12.0	18	6/59	0.0
BILLS	447	184	2689	41.2	6.02	19	.3	29	6.5	76t	45/333	48.6
OPPONENTS	429	185	2461	43.1	5.74	19	4.4	33	7.7	—	36/331	44.6



# 1961 SEASON STATISTICS

6-8 | 4TH IN AFL EAST | HEAD COACH BUSTER RAMSEY

Date	W/L Score	Opponent	Attendance
9/10	L 10-22	Denver	16,636
9/17	W 41-31	NY Titans	15,584
9/23	L 21-23	Boston	21,504
9/30	L 11-19	San Diego	20,742
10/8	W 22-12	at Houston	22,761
10/15	W 27-24	Dallas	20,678
10/22	L 21-52	at Boston	9,398
10/29	L 16-28	Houston	21,237
11/5	L 22-31	Oakland	17,027
11/12	W 30-20	at Dallas	15,000
11/19	W 23-10	at Denver	7,645
11/23	L 14-21	at NY Titans	12,023
12/3	W 26-21	at Oakland	8,011
12/10	L 10-28	at San Diego	24,486

	BUF	OPP
<b>TOTAL FIRST DOWNS</b>	243	200
Rushing	92	61
Passing	128	124
Penalty	23	15
3rd Down: Made/Att	—	—
3rd Down Pct.	—	—
4th Down: Made/Att	—	—
4th Down: Pct.	—	—

**POSSESSION AVG.** — —

	3950	4264
<b>TOTAL NET YARDS</b>		
Avg per Game	282.1	304.6
Total Plays	940	815
Avg per Play	4.2	5.2

	1606	1377
<b>NET YARDS RUSHING</b>		
Avg per Game	114.7	98.4
Total Rushes	438	349

	2344	2887
<b>NET YARDS PASSING</b>		
Avg per Game	167.4	206.2
Sacked/Yards Lost	63/442	36/350
Gross Yards	2786	3237
Att./Completions	439/194	430/206
Completion Pct.	44.2	47.9
Had Intercepted	25	29

**PUNTS/AVERAGE** 85/44.5 75/38.7

**NET PUNTING AVG.** 39.0 35.6

**PENALTIES/YARDS** 65/549 76/693

**FUMBLES/BALL LOST** 32/17 20/15

	38	43
<b>TOUCHDOWNS</b>		
Rushing	18	9
Passing	15	28
Returns	5	6

SCORE BY PERIOD	Q1	Q2	Q3	Q4	PTS
BILLS	51	87	38	118	294
OPP	98	98	88	58	342

SCORING	TD	Ru	Pa	Rt	K-PAT	FG	S	Pts
Carlton	11	7	4	0	0/0	0/0	0	66
Dubunion	8	2	6	0	0/0	0/0	0	48
Atkins	1	1	0	2	9/31	2/6	0	41
Carlton	4	4	0	0	0/0	0/0	0	24
Reynolds	4	4	0	0	0/0	0/0	0	24
Baker	3	3	0	0	0/0	0/0	0	18
Bass	3	0	3	0	0/0	0/0	0	18

Bohling	3	2	1	0	0/0	0/0	0	18
Hergert	0	0	0	0	0/0	6/14	0	18
Richards	3	0	0	3	0/0	0/0	0	18
Brown	2	1	0	1	0/0	0/0	0	12
Lucas	1	0	0	1	*3	0/0	0	12
Rychlec	2	0	2	0	0/0	0/0	0	12
Barber	1	0	0	1	0/0	0/0	0	6
Green	1	1	0	0	0/0	0/0	0	6
McDonald	1	0	0	1	0/0	0/0	0	6
Muehlaupt	1	0	0	1	0/0	0/0	0	6
Shockley	0	0	0	0	0/0	1/2	0	3
Rabb	0	0	0	0	*1	0/0	0	2
Team	0	0	0	0	0/0	0/0	1	2
Yoho	0	0	0	0	0/0	0/4	0	0
BILLS	38	18	15	5	29/31	9/26	1	294
OPP	43	9	28	6	41/42	13/31	3	342

\*2-Pt. Conversions: BILLS 4-7, OPPONENTS 1-1

**SACKS:** Torczon 8.0, Yoho 6.0, Day 4.5, Barber 2.5, Felton 2.0, Hergert 2.0, Lettner 1.0, McMurry 2.0, Matsos 1.0, Sorey 1.0, Others 6.0  
**BILLS:** 36.0, **OPPONENTS:** 63.0

RUSHING	No.	Yds	Avg	Long	TD
Baker	152	498	3.3	35	3
Carlton	101	311	3.1	27	4
Brown	53	192	3.6	13	1
Dubunion	17	173	10.2	72t	2
Reynolds	30	142	4.7	20	4
Bohling	42	134	3.2	18	2
Atkins	2	87	43.5	56t	1
Rabb	13	47	3.6	19	0
Lucas	10	15	1.5	9	0
Green	14	15	1.1	14	1
Bass	2	8	4.0	16	0
Fowler	1	2	2.0	2	0
Rychlec	1	-18	-18.0	-18	0
BILLS	438	1606	3.7	72t	18
OPP	349	1377	3.9	—	9

RECEIVING	No.	Yds	Avg	Long	TD
Bass	50	765	15.3	76t	3
Rychlec	33	405	12.3	27	2
Dubunion	31	461	14.9	61t	6
Crockett	20	325	16.3	51	0
Richards	19	285	15.0	43t	3
Carlton	17	193	11.4	22	0
Bohling	10	183	18.3	41	1
Baker	6	73	12.2	29	0
Lucas	6	69	11.5	19	0
Chamberlain	1	16	16.0	16	0
Brown	1	11	11.0	11	0
BILLS	194	2786	14.4	76t	15
OPP	206	3237	15.7	—	28

INTERCEPTIONS	No.	Yds	Avg	Long	TD
Atkins	10	158	15.8	29	0
Barber	3	30	10.0	21t	1
Wagstaff	3	25	8.3	19	0
Valdez	2	54	27.0	50	0
Felton	2	15	7.5	15	0
Matsos	2	12	6.0	12	0
Crotty	2	0	0.0	0	0
Lucas	2	0	0.0	0	0
McCabe	1	17	17.0	17	0
Hergert	1	0	0.0	0	0
Yoho	1	0	0.0	0	0
BILLS	29	311	10.7	50	1
OPP	25	398	15.9	—	4

PUNTING	No.	Yds	Avg	Net	TB	In	Lg	B
Atkins	85	3783	44.5	—	9	14	69	1
BILLS	85	3783	44.5	39.0	9	14	69	1
OPP	75	2897	38.7	35.6	2	17	63	0

PUNT RETURNS	Ret	FC	Yds	Avg	Long	TD
Bass	8	17	75	9.4	32	0
Atkins	2	2	30	15.0	15	0
Brown	2	3	14	7.0	11	0
Wagstaff	1	0	35	35.0	35	0
Valdez	1	0	30	30.0	30	0
Dubunion	1	0	3	3.0	3	0
Bohling	4	10	0	0.0	0	0
Richards	0	2	0	0.0	0	0
BILLS	19	34	187	9.8	35	0
OPP	45	9	291	6.5	57t	1

KICKOFF RETURNS	No.	Yds	Avg	Long	TD
Dubunion	16	329	20.6	33	0
Baker	12	281	23.4	36	0
Bohling	10	246	24.6	44	0
Lucas	7	126	18.0	23	0
Brown	2	105	52.5	93t	1
Carlton	4	60	15.0	23	0
Shockley	2	38	19.0	19	0
Rice	2	13	6.5	13	0
Richards	1	10	10.0	10	0
Crockett	1	0	0.0	0	0
BILLS	57	1208	21.2	93t	1
OPP	54	1112	20.6	88t	1

FIELD GOALS	1-19	20-29	30-39	40-49	50+
Atkins	0-0	0-1	2-5	0-0	0-0
Hergert	2-2	1-4	2-5	1-3	0-0
Shockley	0-0	1-1	0-0	0-1	0-0
Yoho	0-0	0-0	0-0	0-4	0-0
BILLS	2-3	2-6	4-10	1-7	0-0
OPP	6-6	1-4	3-5	2-13	1-1

Atkins: (37G, 32N)(39G, 37B, 36N, 29N) Hergert: (12G, 28G)(28N, 16G, 46N, 40N, 33N)(32G, 45G)(37G, 34B, 22N, 20N)(38N) Shockley: (46N)(20G)Yoho: (45N, 49N)(43N, 43N)  
OPPONENTS: ((116G, 42N, 31N)(36G, 35G, 27N, 46G)(38G, 11G)(41N, 48N, 14G, 46N, 54N)(18G, 49N)(12G)(24N, 45N)(47N, 48G)(22G, 44N, 49B, 51G)(13G)(37N, 24N)(42N, 44N)(27N)

USUAL STARTERS	OFFENSE	DEFENSE
LE	88	Glenn Bass
LT	75	Ken Rice
LG	66	Billy Shaw
C	50	Al Bemiller
RG	70	Ed Muehlaupt
RT	74	Harold Olson
RE	81	Tom Rychlec
FB	33	Art Baker
LH	30	Wray Carlton
RH	44	Elbert Dubunion
QB	14	M.C. Reynolds

DEFENSE	OPPONENTS	
LE	71	Mack Yoho
LT	73	Chuck McMurry
RT	79	Jim Sorey
RE	87	LaVerne Torczon
LLB	54	Joe Hergert
MLB	56	Archie Matsos
RLB	64	Stew Barber
LCB	25	Vernon Valdez
RCB	45	Richie McCabe
LS	22	Jim Wagstaff
RS	20	Bill Atkins

PASSING	Att	Cmp	Yds	Cmp%	Yds/Att	TD	TD%	Int	Int%	Long	Sack/Lost	Rating
Reynolds	181	83	1004	45.9	5.55	2	1.1	13	7.2	52	24/169	37.2
Green	126	56	903	44.4	7.17	6	4.8	5	4.0	61t	23/159	68.3
Rabb	74	34	586	45.9	7.92	5	6.8	2	2.7	76t	10/64	84.6
Lucas	50	20	282	40.0	5.64	2	4.0	4	8.0	45t	5/41	38.9
O'Connell	5	1	11	20.0	2.20	0	0.0	1	20.0	11	1/9	—
Carlton	2	0	0	0.0	0.00	0	0.0	0	0.0	0	0/0	39.6
Bohling	1	0	0	0.0	0.00	0	0.0	0	0.0	0	0/0	39.6
BILLS	439	194	2786	44.2	6.35	15	3.4	25	5.7	76t	63/442	53.0
OPPONENTS	430	206	3237	47.9	7.53	28	6.5	29	6.7	85t	36/350	67.0



# 1962 SEASON STATISTICS

7-6-1 | 3RD IN AFL EAST | HEAD COACH LOU SABAN

Date	W/L Score	Opponent	Attendance
9/9	L 23-28	Houston	31,236
9/15	L 20-23	Denver	30,577
9/22	L 6-17	NY Titans	24,024
9/30	L 21-41	at Dallas	25,500
10/7	L 14-17	at Houston	26,350
10/13	W 35-10	San Diego	20,074
10/20	W 14-6	Oakland	21,037
10/28	W 45-38	at Denver	26,051
11/3	T 28-28	Boston	33,247
11/11	W 40-20	at San Diego	22,204
11/18	W 10-6	at Oakland	11,700
11/23	L 10-21	at Boston	20,021
12/2	W 23-14	Dallas	35,261
12/8	W 20-3	at NY Titans	16,453

### TOTAL FIRST DOWNS

Rushing	119	89
Passing	96	129
Penalty	23	11
3rd Down: Made/Att	—	—
3rd Down Pct.	—	—
4th Down: Made/Att	—	—
4th Down: Pct.	—	—

### POSSESSION AVG.

—	—
---	---

### TOTAL NET YARDS

4464	4429
Avg per Game	318.9 316.3
Total Plays	875 845
Avg per Play	5.1 5.2

### NET YARDS RUSHING

2485	1687
Avg per Game	177.1 120.5
Total Rushes	501 373

### NET YARDS PASSING

1984	2742
Avg per Game	141.7 195.9
Sacked/Yards Lost	23/197 32/254
Gross Yards	2181 2996
Att./Completions	351/150 440/215
Completion Pct.	42.7 48.9
Had Intercepted	26 36

### PUNTS/AVERAGE

76/38.8	70/38.1
---------	---------

### NET PUNTING AVG.

36.5	35.4
------	------

### PENALTIES/YARDS

74/797	80/786
--------	--------

### FUMBLES/BALL LOST

27/12	26/14
-------	-------

### TOUCHDOWNS

41	35
Rushing	20 10
Passing	15 24
Returns	6 1

### SCORE BY PERIOD

BILLS	Q1	Q2	Q3	Q4	PTS
BILLS	77	94	60	78	309
OPP	64	52	73	83	272

### SCORING

TD	Ru	Pa	Rt	K-PAT	FG	S	Pts
Gilchrist	15	13	2	0	14/17	8-20	0 128
Dubention	6	0	5	1	0/0	0/0	0 36
Bass	4	0	4	0	0/0	0/0	0 24
Yoho	0	0	0	0	2-22	1-3	0 23

Rabb	3	3	0	0	1*	0/0	0 20
Carlton	2	2	0	0	0/0	0/0	0 12
Charon	2	0	2	0	0/0	0/0	0 12
Crow	2	1	1	0	0/0	0/0	0 12
Warlick	2	0	2	0	0/0	0/0	0 12
Baker	1	0	0	1	0/0	0/0	0 6
Kemp	1	1	0	0	0/0	0/0	0 6
Sestak	1	0	0	1	0/0	0/0	0 6
Moore	1	0	0	1	0/0	0/0	0 6
Rychlec	1	0	1	0	0/0	0/0	0 6
Felton	0	0	0	0	1	0/0	0 6
BILLS	41	20	15	6	34/40	9/23	0 315
OPP	35	10	24	1	30/33	10/20	0 272

\*2-Pt. Conversions: BILLS 1-1, OPPONENTS 1-2

**SACKS:** Yoho 5.5, Sestak 4.5, Youngelman 3.0, Charon 2.0, Matuszak 2.0, Cannavino 1.0, Matsos 1.0, Moore 1.0, Sorey 1.0, Stratton 1.0, Torczon 1.0, Tracey 1.0, Others 5.0.

**BILLS:** 29.0  
**OPPONENTS:** 32.0

### RUSHING

No.	Yds	Avg	Long	TD
Gilchrist	214	1,096	5.1 44	13
Crow	110	589	5.4 52	1
Carlton	94	530	5.6 51	2
Rabb	37	77	2.1 14	3
Dorow	15	57	3.8 15	0
Kemp	12	56	4.7 28	1
Dubention	7	40	5.7 43	0
Jones	4	17	4.3 11	0
Baker	2	9	4.5 7	0
Wheeler	3	7	2.3 7	0
Henley	3	2	0.7 4	0
BILLS	501	2480	5.0 52	20
OPP	373	1687	4.5 0	10

### RECEIVING

No.	Yds	Avg	Long	TD
Warlick	35	482	13.8 25	2
Dubention	33	571	17.3 75t	5
Bass	32	555	17.3 76t	4
Gilchrist	24	319	13.3 76	2
Crow	8	80	10.0 25	1
Carlton	7	54	7.7 25	0
Rychlec	6	66	11.0 18	1
Baker	3	12	4.0 9	0
Tracey	1	28	28.0 28	0
Crockett	1	14	14.0 14	0
BILLS	150	2181	14.5 76t	15
OPP	215	2996	13.9 96t	24

### INTERCEPTIONS

No.	Yds	Avg	Long	TD
Charon	7	131	18.7 51	1
Edgerson	6	111	18.5 40	0
Stratton	6	99	16.5 42	0
Matuszak	6	46	7.7 25	0
Abruzzese	3	44	14.7 26	0
West	3	24	8.0 24	0
Taseff	2	21	10.5 17	0
Cannavino	1	19	19.0 19	0
Sestak	1	6	6.0 6	1
Moore	1	3	3.0 3	1
Felton	0	1	—	1
BILLS	36	505	14.0 51	3
OPP	26	299	11.5 55	0

### PUNTING

No.	Yds	Avg	Net	TB	In	Lg	B
Crow	76	2946	38.8 35.1	4	21	59	1
BILLS	76	2946	38.8 35.1	4	21	59	1
OPP	70	2665	38.1 34.3	5	17	64	3

### PUNT RETURNS

Ret	FC	Yds	Avg	Long	TD
West	15	3	124 8.3	45	0
Abruzzese	3	4	17 5.7	10	0
Taseff	4	0	18 4.5	7	0
Sestak	2	0	6 3.0	6	0
Rychlec	1	0	24 24.0	24	0
Cannavino	1	1	3 3.0	3	0
Edgerson	1	1	1 1.0	1	0
Charon	0	0	3 —	3	0
Jones	0	2	0 —	—	0
Team	0	1	0 —	—	0
BILLS	27	12	196 7.3	45	0
OPP	33	—	202 6.1	47	0

### KICKOFF RETURNS

No.	Yds	Avg	Long	TD
Dubention	7	231	33.0 93t	1
Baker	7	220	31.4 100t	1
Gilchrist	7	150	21.4 34	0
Jones	14	287	20.5 27	0
Abruzzese	10	194	19.4 39	0
Henley	5	90	18.0 27	0
Flint	1	4	4.0 4	0
DeLuca	1	0	—	0
BILLS	52	176	22.6 100t	2
OPP	56	1177	21.0 95t	1

### FIELD GOALS

1-19	20-29	30-39	40-49	50+
Gilchrist	2-4	2-5	2-3	2-8 0-0
Yoho	0-0	0-0	1-3	0-0 0-0
BILLS	2-4	2-5	3-6	2-8 0-0
OPP	2-2	4-7	3-7	1-3 0-1

Gilchrist: (40G, 44N)(33N, 48N)( ) (46N)( ) ( ) ( ) (46N, 33G)(14N, 46N)(18G, 12G)  
 (41N, 11N, 21G, 21N)( ) (27N, 37G, 26N)(42G, 27G)  
 Yoho: ( ) ( ) ( ) (35N)( ) (33N)( ) ( ) ( ) (36G)  
 ( ) ( )  
 OPPONENTS: (29N, 45N, 48N)(29G, 37G, 10G)(35G)  
 (32N, 32N)(16G, 37N)(27G)(22N)(20G)(38N)( )  
 (49G, 36G, 50N)(25N)( ) (23G)

### USUAL STARTERS

OFFENSE	DEFENSE
IE 88	Glenn Bass
IT 77	Stew Barber
LG 66	Billy Shaw
C 50	Al Bemiller
RG 60	Tom Day
RT 74	Harold Olson
RE 84	Ernie Warlick
FB 34	Cookie Gilchrist
LH 30	Wray Carlton
RH 44	Elbert Dubention
QB 17	Warren Rabb

### DEFENSE

IE 82	Mack Yoho
IT 76	Sid Youngelman
RT 70	Tom Sestak
RE 75	Nate Borden
LLB 55	Marv Matuszak
MLB 56	Archie Matsos
RLB 58	Mike Stratton
LCB 47	Willie West
RCB 24	Booker Edgerson
LS 23	Carl Taseff
RS 43	Carl Charon

PASSING	Att	Cmp	Yds	Cmp%	Yds/Att	TD	TD%	Int	Int%	Long	Sack/Lost	Rating
Rabb	177	67	1196	37.9	6.8	10	5.6	14	7.9	76t	—	65.4
Kemp	94	51	636	54.3	6.8	3	3.2	4	4.3	49	—	68.4
Dorow	75	30	333	40.0	4.4	2	2.7	7	9.3	34	—	23.9
Crow	4	2	16	50.0	4.0	0	0.0	1	25.0	10	—	20.8
Taseff	1	0	0	0.0	0.0	0	0.0	0	0.0	—	—	39.6
BILLS	351	150	2181	42.7	6.2	15	4.3	26	7.4	76t	23/197	47.0
OPPONENTS	440	215	2996	48.9	6.8	24	5.5	36	8.2	96t	32/254	55.3



# 1963 SEASON STATISTICS

7-6-1 | T-1ST IN AFL EAST | HEAD COACH LOU SABAN

Date	W/L Score	Opponent	Attendance
9/8	L 10-14	at San Diego	22,344
9/15	L 17-35	at Oakland	17,568
9/22	T 27-27	Kansas City	33,487
9/28	L 20-31	Houston	32,340
10/5	W 12-0	Oakland	24,486
10/13	W 35-26	at Kansas City	25,519
10/20	L 14-28	at Houston	23,948
10/26	W 28-21	Boston	27,243
11/3	W 30-28	at Denver	19,424
11/9	W 27-17	Denver	30,989
11/17	L 13-23	San Diego	38,592
12/1	L 7-17	at Boston	16,981
12/8	W 45-14	NY Jets	20,222
12/14	W 19-10	at NY Jets	6,526

## AFL DIVISIONAL PLAYOFF GAME

12/28	L 8-26	Boston	33,044
-------	--------	--------	--------

	BUF	OPP
<b>TOTAL FIRST DOWNS</b>	272	224
Rushing	107	63
Passing	147	147
Penalty	18	14
3rd Down: Made/Att	—	—
3rd Down Pct.	—	—
4th Down: Made/Att	—	—
4th Down: Pct.	—	—

<b>POSSESSION AVG.</b>	—	—
------------------------	---	---

	4927	4073
<b>TOTAL NET YARDS</b>	4927	4073
Avg. Per Game	349.6	264.4
Total Plays	912	789
Avg. Per Play	5.4	4.7

	1851	1217
<b>NET YARDS RUSHING</b>	1851	1217
Avg. Per Game	131.3	86.9
Total Rushes	455	—

	3057	2856
<b>NET YARDS PASSING</b>	3057	2856
Avg. Per Game	218.4	177.4
Sacked/Yards Lost	36/325	38/372
Gross Yards	3382	3228
Att./Completions	457/228	472/218
Completion Pct.	49.7	46.2
Had Intercepted	24	21

<b>PUNTS/AVERAGE</b>	62/40.5	80/40.1
----------------------	---------	---------

<b>NET PUNTING AVG.</b>	36.5	35.4
-------------------------	------	------

<b>PENALTIES/YARDS</b>	63/532	55/507
------------------------	--------	--------

<b>FUMBLES/BALL LOST</b>	25/16	19/12
--------------------------	-------	-------

	39	37
<b>TOUCHDOWNS</b>	39	37
Rushing	21	12
Passing	16	24
Returns	2	1

	Q1	Q2	Q3	Q4	PTS
<b>SCORE BY PERIOD</b>	Q1	Q2	Q3	Q4	PTS
BILLS	60	88	83	73	304
OPP	58	86	74	73	291

	TD	R	Pa	Rt	K-PAT	FG	S	Pts
<b>SCORING</b>	TD	R	Pa	Rt	K-PAT	FG	S	Pts
Gilchrist	14	12	2	0	0/0	0/0	0	84
Yoho	0	0	0	0	32/36	10/23	1	64

Kemp	8	8	0	0	0/0	0/0	0	48
Dubention	4	0	4	0	0/0	0/0	0	24
Ferguson	3	0	3	0	0/0	0/0	0	18
Miller	3	0	3	0	0/0	0/0	0	18
Bass	1	0	1	0	0/0	0/0	0	6
Brown	1	1	0	0	0/0	0/0	0	6
Charon	1	0	1	0	0/0	0/0	0	6
Kochman	1	0	1	0	0/0	0/0	0	6
Rutkowski	1	0	1	0	0/0	0/0	0	6
Warlick	1	0	1	0	0/0	0/0	0	6
Stratton	1	0	0	1	0/0	0/0	0	6
Lamonica	0	0	0	0	*1	0/0	0	2
Tracey	0	0	0	0	*1	0/0	0	2
Jacobs	0	0	0	0	0/0	0/0	1	2
BILLS	39	21	16	2	32/36	10/23	2	304
OPP	37	12	24	1	31/31	10/25	2	291

2-Pt. Conversions : BILLS 2-3, OPPONENTS 1-2

**SACKS:** Sestak 7.5, Jacobs 5.0, Yoho 4.5, Youngelman 4.0, Tracey 3.0, Stratton 2.5, Dunaway 2.0, Saimes 1.0, Matuszak 0.5, Others 7.0  
**BILLS :** 38.0  
**OPPONENTS :** 33.0

	No.	Yds	Avg	Long	TD
<b>RUSHING</b>	No.	Yds	Avg	Long	TD
Gilchrist	232	979	4.4	32	12
Kochman	47	232	4.9	48	0
Kemp	50	239	4.3	26	8
Rutkowski	48	144	3.0	45	0
Carlton	29	125	4.3	19	0
Bass	14	59	4.2	9	0
Saimes	12	41	3.4	7	0
Brown	6	18	3.0	8	1
Lamonica	9	8	0.9	7	0
Crow	6	6	1.0	7	0
BILLS	453	1851	4.0	48	21
OPP	—	—	—	—	12

	No.	Yds	Avg	Long	TD
<b>RECEIVING</b>	No.	Yds	Avg	Long	TD
Miller	69	860	12.5	36	3
Dubention	53	959	17.7	89†	4
Warlick	24	479	20.0	55†	1
Gilchrist	24	211	8.8	42	2
Rutkowski	19	264	13.9	58†	1
Ferguson	9	181	20.1	72†	3
Bass	9	153	17.0	74†	1
Saimes	6	23	3.8	9	0
Crow	5	69	13.8	28	0
Kochman	4	148	29.6	68	1
Brown	3	7	3.5	7	0
Stratton	1	19	19.0	19	0
Carlton	1	9	9.0	9	0
BILLS	227	3382	14.9	89†	16
OPP	228	3228	14.2	—	2

	No.	Yds	Avg	Long	TD
<b>INTERCEPTIONS</b>	No.	Yds	Avg	Long	TD
Tracey	5	22	4.4	15	0
West	5	57	11.4	23	0
Saimes	4	29	7.3	16	0
Stratton	3	31	10.3	26	1
Abuzzese	3	9	3.0	9	0
Jacobs	1	8	8.0	8	0
Edgerson	1	0	0.0	0	0
BILLS	22	156	7.1	26	1
OPP	24	—	—	—	—

	No.	Yds	Avg	Net	TB	In	Lg	B
<b>PUNTING</b>	No.	Yds	Avg	Net	TB	In	Lg	B
Lamonica	52	2086	40.1	—	4	16	57	1
Crow	10	424	42.4	—	1	3	57	0
BILLS	62	2510	40.5	36.5	5	19	57	1
OPP	80	3209	40.1	35.4	3	14	68	0

	Ret	FC	Yds	Avg	Long	TD
<b>PUNT RETURNS</b>	Ret	FC	Yds	Avg	Long	TD
Abuzzese	17	8	152	8.9	32	0
West	11	6	86	7.8	24	0
Rutkowski	8	6	67	8.3	29	0
Kochman	1	0	11	11.0	11	0
(Others)	0	2	0	0.0	0	0
BILLS	37	22	316	8.5	32	0
OPP	21	21	144	6.9	27	0

	No.	Yds	Avg	Long	TD
<b>KICKOFF RETURNS</b>	No.	Yds	Avg	Long	TD
Rutkowski	13	396	30.5	65	0
Dubention	13	333	25.6	39	0
Saimes	7	140	20.0	31	0
Abuzzese	6	118	19.7	25	0
West	6	56	9.3	32	0
Brown	2	40	20.0	20	0
Tracey	1	21	21.0	21	0
Rivera	1	20	20.0	20	0
Barber	1	9	9.0	9	0
Paterra	1	0	0.0	0	0
Matuszak	1	0	0.0	0	0
BILLS	52	1133	21.8	65	0
OPP	—	—	—	—	—

**FIELD GOALS** 1-19 20-29 30-39 40-49 50+

Yoho	4-4	3-4	2-8	1-7	0-0
BILLS	4-4	3-4	2-8	1-7	0-0
OPP	2-2	2-3	3-7	3-11	0-2

Yoho : (17G)(32G,38N)(31N,45N)(41G,34G,22N)(27G)(40N)(46N)(40N,42B,47N)(39B,22G)(1)(37N,27G,9G)(37N)(13G,37N)(13G)  
 OPPONENTS : (1)(34N,44N,44N)(31G)(28G)(47N)(38G,27G,43N,49N,35N)(1)(23B)(53N)(50N,47N,46G)(39G,47N,15G,41G)(41N,43G)(36N)(17G,34N)

## USUAL STARTERS

OFFENSE		
LE	81	Bill Miller
LT	77	Stew Barber
LG	66	Billy Shaw
C	50	Al Bemiller
RG	60/64	Tom Day
RT	51	Dave Behrman
RE	84	Ernie Warlick
FB	34	Cookie Gilchrist
LB	40	Ed Rutkowski
RH	44	Elbert Dubention
QB	15	Jack Kemp

DEFENSE		
LE	76	Sid Youngelman
LT	78	Jim Dunaway
RT	70	Tom Sestak
RE	82	Mack Yoho
LLB	85	John Tracey
MLB	54/56	Harry Jacobs
RLB	58	Mike Stratton
LCB	47	Willie West
RCB	24	Booker Edgerson
LS	46	Ray Abuzzese
RS	26	George Saimes

	Att	Cmp	Yds	Cmp%	Yds/Att	TD	TD%	Int	Int%	Long	Sack/Lost	Rating
<b>PASSING</b>	Att	Cmp	Yds	Cmp%	Yds/Att	TD	TD%	Int	Int%	Long	Sack/Lost	Rating
Kemp	384	193	2910	50.5	7.59	13	3.4	20	5.2	89†	—	65.4
Lamonica	71	33	437	46.5	6.15	3	4.2	4	5.6	74	—	57.1
Gilchrist	1	1	35	100.0	35.00	0	0.0	0	0.0	35	0/0	118.8
Rutkowski	1	0	0	0.0	0.00	0	0.0	0	0.0	0	0/0	39.6
BILLS	457	227	3382	49.9	7.41	16	3.5	24	5.3	89†	36/325	64.3
OPPONENTS	472	228	3228	48.3	6.84	24	5.1	21	4.4	—	38/372	69.2



# 1964 SEASON STATISTICS

12-2 | 1ST IN AFL EAST | AFL CHAMPIONS | HEAD COACH LOU SABAN

Date	W/L Score	Opponent	Attendance
9/13	W 34-17	Kansas City	30,157
9/20	W 30-13	Denver	28,501
9/26	W 30-3	San Diego	40,167
10/3	W 23-20	Oakland	36,461
10/11	W 48-17	at Houston	26,218
10/18	W 35-22	at Kansas City	20,904
10/24	W 34-24	NY Jets	39,621
11/1	W 24-10	Houston	40,119
11/8	W 20-7	at NY Jets	61,929
11/15	L 28-36	Boston	42,308
11/26	W 27-24	at San Diego	34,865
12/6	L 13-16	at Oakland	18,134
12/13	W 30-19	at Denver	14,431
12/20	W 24-14	at Boston	38,021

**AFL CHAMPIONSHIP GAME**  
12/26 W 20-7 San Diego 40,242

	BUF	OPP
<b>TOTAL FIRST DOWNS</b>	255	206
Rushing	114	48
Passing	130	145
Penalty	11	13
3rd Down: Made/Att	—	—
3rd Down Pct.	—	—
4th Down: Made/Att	—	—
4th Down: Pct.	—	—

**POSSESSION AVG.** — —

	5206	3878
<b>TOTAL NET YARDS</b>	5206	3878
Avg per Game	371.9	277.0
Total Plays	924	817
Avg per Play	5.6	4.7

	2040	913
<b>NET YARDS RUSHING</b>	2040	913
Avg per Game	145.7	65.2
Total Rushes	492	300

	3166	2965
<b>NET YARDS PASSING</b>	3166	2965
Avg per Game	226.1	211.8
Sacked/Yards Lost	35/256	50/396
Gross Yards	3422	3361
Att./Completions	397/174	517/241
Completion Pct.	43.8	46.6
Had Intercepted	34	28

**PUNTS/AVERAGE** 65/42.7 87/41.9

**NET PUNTING AVG.** 37.6 —

**PENALTIES/YARDS** 62/511 54/577

**FUMBLES/BALL LOST** 32/18 24/9

	48	29
<b>TOUCHDOWNS</b>	48	29
Rushing	25	4
Passing	19	24
Returns	4	1

SCORE BY PERIOD	Q1	Q2	Q3	Q4	PTS
BILLS	95	113	63	129	400
OPPONENTS	53	47	93	49	242

SCORING	TD	Ru	Pa	Rt	K-PAT	FG	S	Pts
Gogolak	0	0	0	0	45/46	19/29	0	102
Dubention	10	10	0	0	0/0	0/0	0	60
Bass	7	0	7	0	0/0	0/0	0	42
Lamonica	6	6	0	0	2	0/0	0	40
Gilchrist	6	6	0	0	0/0	0/0	0	36
Kemp	5	5	0	0	0/0	0/0	0	30
Smith	4	4	0	0	0/0	0/0	0	24
Auer	3	2	0	1	0/0	0/0	0	18
Carlton	1	1	0	0	0/0	0/0	0	6
Ross	1	1	0	0	0/0	0/0	0	6
Groman	1	0	1	0	0/0	0/0	0	6
Rutkowski	1	0	1	0	0/0	0/0	0	6
Byrd	1	0	0	1	0/0	0/0	0	6
Clarke	1	0	0	1	0/0	0/0	0	6
Sestak	1	0	0	1	0/0	0/0	0	6
McDole	0	0	0	0	0/0	0/0	2	4
Stratton	0	0	0	0	0/0	0/0	1	2
BILLS	48	25	19	4	45/46	19/29	3	400
OPP	29	4	24	1	22/23	14/27	2	242

\*2 Pt-Conversions: BILLS 2-2, OPPONENTS 2-6

**SACKS:** Sestak 14.5, McDole 5.5, Keating 3.5, Tracey 3.5, Saimes 3.0, Stratton 2.5, Day 2.5, Dunaway 2.0, Jacobs 2.0, Others 11.0  
BILLS: 50.0  
OPPONENTS: 35.0

RUSHING	No.	Yds	Avg	Long	TD
Gilchrist	230	981	4.3	67	6
Smith	62	306	4.9	37	4
Lamonica	55	289	5.3	28	6
Auer	63	191	3.0	21	2
Kemp	37	124	3.4	14	5
Carlton	39	114	2.9	11	1
Dubention	1	20	20.0	20	0
Ross	4	14	3.5	12	1
Hudson	1	1	1.0	1	0
BILLS	492	2040	4.1	67	25
OPP	300	913	3.0	—	4

RECEIVING	No.	Yds	Avg	Long	TD
Bass	43	897	20.9	94†	7
Dubention	42	1139	27.1	72	10
Gilchrist	30	345	11.5	37	0
Warlick	23	478	20.8	45	0
Rutkowski	13	234	18.0	46†	1
Auer	11	166	15.1	43	0
Smith	6	72	12.0	25	0
Groman	4	68	17.0	22†	1
Carlton	2	23	11.5	17	0
BILLS	174	3422	19.7	94†	19
OPP	241	3361	13.9	—	24

INTERCEPTIONS	No.	Yds	Avg	Long	TD
Byrd	7	178	25.4	75†	1
Saimes	6	56	9.3	32	0
Edgerson	4	130	32.5	91	0
Tracey	3	12	4.0	6	0
Sykes	2	36	18.0	36	0
Jacobs	2	13	6.5	13	0
Warner	1	30	30.0	30	0
Sestak	1	15	15.0	15†	1
McDole	1	0	0.0	0	0
Stratton	1	0	0.0	0	0
BILLS	28	470	16.8	91	2
OPP	34	406	11.9	65	0

PUNTING	No	Yds	Avg	Net	TB	In	Lg	B
Maguire	65	2777	42.7	37.6	4	23	64	0
BILLS	65	2777	42.7	37.6	4	23	64	0
OPP	87	3649	41.9	—	—	—	—	—

PUNT RETURNS	Ret	FC	Yds	Avg	Long	TD
Clarke	33	3	317	9.6	53†	1
Warner	3	0	55	18.3	—	0
Rutkowski	8	7	45	5.6	10	0
Byrd	2	5	4	2.0	4	0
Abruzzeze	0	2	0	0.0	0	0
(Others)	0	1	0	0.0	0	0
BILLS	46	18	421	9.2	53†	1
OPP	24	—	250	10.4	—	0

KICKOFF RETURNS	No.	Yds	Avg	Long	TD
Rutkowski	21	498	23.7	57	0
Clarke	16	330	20.6	41	0
Warner	5	121	24.2	30	0
Smith	3	68	22.7	28	0
Barber	2	0	0.0	0	0
Maguire	1	0	0.0	0	0
Auer	0	1	0.0	1	0
BILLS	48	1018	21.2	57	0
OPP	—	—	—	—	—

FIELD GOALS	1-19	20-29	30-39	40-49	50+
Gogolak	9-9	3-6	5-8	2-3	0-3
BILLS	9-9	3-6	5-8	2-3	0-3
OPP	4-5	2-2	2-8	5-9	1-3

Gogolak: (13G, 13G)(33G, 21G, 17G)(39N, 28N, 13G)(45B)(18G, 26G, 28N)(50N)(37B, 12G, 31G)(57N, 17G)(47G, 33G)(41G, 33G, 35N)(23N, 33G)(55N, 12G, 24G)(112G)  
OPPONENTS: (10G)(51G, 52N, 49G, 36N)(12G)(25G, 19G)(16B, 47G)(46N, 38N, 31G)(9G, 46N)(49N, 49G, 37N, 50N)(36N)(127G)(30N, 40G)(30G, 32N, 45G)(46N)

**USUAL STARTERS**

OFFENSE		
LE	85	Glenn Bass
LT	77	Stew Barber
LG	66	Billy Shaw
C	53	Walt Cudzik
RG	50	Al Bemiller
RT	79	Dick Hudson
RE	84	Ernie Warlick
FB	34	Cookie Gilchrist
LH	30	Wray Carlton
RH	44	Elbert Dubention
QB	15	Jack Kemp

DEFENSE		
LE	72	Ron McDole
LT	75	Dudley Meredith
RT	70	Tom Sestak
RE	88	Tom Day
LLB	51	John Tracey
MLB	64	Harry Jacobs
RLB	58	Mike Stratton
LCB	24	Booker Edgerson
RCB	42	Butch Byrd
LS	46	Ray Abruzzese
RS	26	George Saimes

PASSING	Att	Cmp	Yds	Cmp%	Yds/Att	TD	TD%	Int	Int%	Long	Sack/Lost	Rating
Kemp	269	119	2285	44.2	8.49	13	4.8	26	9.7	94†	—	50.9
Lamonica	128	55	1137	43.0	8.88	6	4.7	8	6.3	89	—	64.5
BILLS	397	174	3422	43.8	8.62	19	4.8	34	8.6	94†	35/256	54.8
OPPONENTS	517	241	3361	46.6	6.50	24	4.6	28	5.4	—	50/396	60.9



# 1965 SEASON STATISTICS

10-3-1 | 1ST IN AFL EAST | AFL CHAMPIONS | HEAD COACH LOU SABAN

Date	W/L	Score	Opponent	Attendance
9/11	W	24-7	Boston	45,502
9/19	W	30-15	at Denver	30,682
9/26	W	33-21	NY Jets	45,056
10/3	W	17-12	Oakland	41,256
10/10	L	3-34	San Diego	45,260
10/17	W	23-7	at Kansas City	26,941
10/24	W	31-13	Denver	45,046
10/31	L	17-19	Houston	44,267
11/7	W	23-7	at Boston	24,415
11/14	W	17-14	at Oakland	19,352
11/25	T	20-20	at San Diego	27,473
12/5	W	29-18	at Houston	23,087
12/12	W	34-25	Kansas City	40,298
12/19	L	12-14	at NY Jets	57,396

## AFL CHAMPIONSHIP GAME

12/26 W 23-0 at San Diego 30,361

	BUF	OPP
<b>TOTAL FIRST DOWNS</b>	206	226
Rushing	69	65
Passing	119	141
Penalty	18	20
3rd Down: Made/Att	—	—
3rd Down Pct.	—	—
4th Down: Made/Att	—	—
4th Down Pct.	—	—

## POSSESSION AVG.

	3749	4284
<b>TOTAL NET YARDS</b>		
Avg per Game	267.8	306.0
Total Plays	882	890
Avg per Play	4.3	4.8

NET YARDS RUSHING	1288	1114
Avg per Game	92.0	79.6
Total Rushes	392	360

NET YARDS PASSING	2461	3170
Avg per Game	175.8	226.4
Sacked/Yards Lost	29/283	28/246
Gross Yards	2744	3416
Att./Completions	461/208	502/227
Completion Pct.	45.1	45.2
Had Intercepted	24	32

**PUNTS/AVERAGE** 80/43.0 76/40.2

**NET PUNTING AVG.** 38.7 —

**PENALTIES/YARDS** 78/685 69/832

**FUMBLES/BALL LOST** 28/14 33/25

TOUCHDOWNS	33	25
Rushing	16	5
Passing	13	19
Returns	4	1

SCORE BY PERIOD	Q1	Q2	Q3	Q4	OT	PTS
BILLS	76	81	60	96	0	313
OPPONENTS	42	73	39	72	0	226

SCORING	TD	Ru	PaRt	K-PAT	FG	S	Pts
Gogolak	0	0	0	0	31/31	28/46	0 115
Carlton	7	6	1	0	0/0	0/0	0 42

Joe	6	4	2	0	0/0	0/0	0 36
Kemp	4	4	0	0	0/0	0/0	0 24
Warner	4	0	1	3	0/0	0/0	0 24
Roberson	3	0	3	0	0/0	0/0	0 18
Ferguson	2	0	2	0	0/0	0/0	0 12
Bass	1	0	1	0	0/0	0/0	0 6
Dubention	1	0	1	0	0/0	0/0	0 6
Lamonica	1	1	0	0	0/0	0/0	0 6
Rutkowski	1	0	1	0	0/0	0/0	0 6
Saimes	1	0	0	1	0/0	0/0	0 6
Smith	1	1	0	0	0/0	0/0	0 6
Warlick	1	0	1	0	0/0	0/0	0 6
BILLS	33	16	13	4	31/31	28/46	313
OPP	26	6	19	1	19/20	15/30	226

2-Pt Conversions: BILLS 0-0, OPPONENTS 3-4

**SACKS:** Sestak 8.0, Day 4.5, Stratton 3.5, Tracey 2.5, Dunaway 1.5, Jacobs 1.0, McDole 1.0, Meredith 1.0, Others 5.0  
**BILLS:** 28.0  
**OPPONENTS:** 29.0

RUSHING	No.	Yds	Avg	Long	TD
Carlton	156	592	3.8	80t	6
Joe	123	377	3.1	30	4
Smith	43	137	3.2	13	1
Stone	19	61	3.2	14	0
Kemp	36	49	1.4	12	4
Lamonica	10	30	3.0	10	1
Maguire	1	21	21.0	21	0
Auer	3	19	6.3	14	0
Warner	1	2	2.0	2	0
BILLS	392	1288	3.3	80t	16
OPP	360	1114	3.1	—	5

RECEIVING	No.	Yds	Avg	Long	TD
Roberson	31	483	15.6	74t	3
Joe	27	271	10.0	78t	2
Carlton	24	196	8.2	23	1
Costa	21	401	19.1	46	0
Ferguson	21	262	12.5	30t	2
Bass	18	299	16.6	38	1
Dubention	18	281	15.6	46	1
Rutkowski	18	247	13.7	47t	1
Smith	12	116	9.7	21	0
Warlick	8	112	14.0	27	1
Stone	6	29	4.8	9	0
Mills	1	43	43.0	43	0
Warner	1	11	11.0	11t	1
Tracey	1	2	2.0	2	0
Kemp	1	-9	-9.0	-9	0
BILLS	208	2744	13.2	78t	13
OPP	227	3416	15.0	—	19

INTERCEPTIONS	No.	Yds	Avg	Long	TD
Clarke	7	60	8.6	40	0
Byrd	5	119	23.8	62	0
Warner	5	84	16.8	23	1
Edgersson	5	55	11.0	19	0
Saimes	4	24	6.0	20	0
Stratton	2	19	9.5	19	0
McDole	1	24	24.0	24	0
Tracey	1	8	8.0	8	0
Day	1	0	0.0	0	0
Jacobs	1	0	0.0	0	0
BILLS	32	393	12.3	62	1
OPP	24	467	19.5	—	1

PUNTING	No.	Yds	Avg	Net	TB	In	Lg	B
Maguire	80	3437	43.0	38.7	6	21	68	0
BILLS	80	3437	43.0	38.7	6	21	68	0
OPP	76	3053	40.2	—	—	—	—	—

PUNT RETURNS	Ret	FC	Yds	Avg	Long	TD
Byrd	21	—	201	9.6	30	0
Rutkowski	11	—	127	11.5	33	0
Warner	1	—	16	16.0	16	0
Clarke	1	—	13	13.0	13	0
Hudlow	1	—	12	12.0	12	0
Saimes	0	—	1	1.0	1	0
BILLS	35	16	370	10.6	33	0
OPP	36	—	222	7.4	—	0

KICKOFF RETURNS	No.	Yds	Avg	Long	TD
Warner	32	825	26.5	102t	2
Rutkowski	5	97	19.4	23	0
Roberson	4	59	14.8	22	0
Hudlow	2	36	18.0	18	0
Maguire	1	5	5.0	5	0
Dunaway	1	0	0.0	0	0
BILLS	45	1022	22.7	102t	2
OPP	60	1449	24.2	—	0

**FIELD GOALS** 1-19 20-29 30-39 40-49 50+  
 Gogolak 10-10 8-9 9-15 1-8 0-4  
 BILLS 10-10 8-9 9-15 1-8 0-4  
 OPP 6-9 4-7 4-9 1-4 0-1

Gogolak:(34N,36G,30B)(28G,46N,18G,29B,18G)  
 (53N,33G,22G,27G,9G)(20G)(38G)  
 (48N,14G,13G,34G)(22G,38N)  
 (45N,31N,39G,55N)(28G,16G,32G)  
 (43N,36N,44B,37G)(12G,35N,22G)  
 (12G,12G,50N,50N,47G,34G,19G)(30G,22G)  
 (40B,42B)  
 OPPONENTS:(47N)(42N)(24G,23G)(36B,33G,2  
 5N)(22B,15G,19G)(38B,15B)(13B,33G,20G)  
 (16N,31G,30G,13G,8G)(29N)(35N,49N)(37N,  
 9G,14G)(31B,41G,52N)

## USUAL STARTERS

### OFFENSE

FL	46	Bo Roberson
LE	80	Charley Ferguson
LT	77	Stew Barber
LG	66	Billy Shaw
C	60	Dave Behrman
RG	50	Al Bemiller
RT	79	Dick Hudson
RE	82	Paul Costa (8)
	84	Ernie Warlick (6)
FB	33	Billy Joe
HB	30	Wray Carlton
QB	15	Jack Kemp

### DEFENSE

LE	72	Ron McDole
LT	78	Jim Dunaway
RT	70	Tom Sestak
RE	88	Tom Day
LLB	51	John Tracey
MLB	64	Harry Jacobs
RLB	58	Mike Stratton
LCB	24	Booker Edgersson
RCB	42	Butch Byrd
LS	45	Hagood Clarke
RS	26	George Saimes

PASSING	Att	Cmp	Yds	Cmp%	Yds/Att	TD	TD%	Int	Int%	Long	Sack/Lost	Rating
Kemp	391	179	2368	45.8	6.06	10	2.6	18	4.6	78t	—	54.8
Lamonica	70	29	376	41.4	5.37	3	4.3	6	8.6	74t	—	37.6
BILLS	461	208	2744	45.1	5.95	13	2.8	24	5.2	78t	29/283	52.2
OPPONENTS	502	227	3416	45.2	6.80	19	6.4	32	6.4	—	28/246	54.2





# 1966 SEASON STATISTICS

9-4-1 | 1ST IN AFL EAST | HEAD COACH JOE COLLIER

Date	W/L Score	Opponent	Attendance
9/4	L 7-27	at San Diego	27,572
9/11	L 20-42	Kansas City	42,023
9/18	W 58-24	Miami	37,546
9/25	W 27-20	Houston	42,256
10/2	W 29-14	at Kansas City	43,885
10/8	L 10-20	Boston	45,542
10/16	T 17-17	San Diego	45,169
10/30	W 33-23	at NY Jets	61,552
11/6	W 29-0	at Miami	37,177
11/13	W 14-3	NY Jets	45,738
11/20	W 42-20	at Houston	27,312
11/24	W 31-10	at Oakland	36,781
12/4	L 3-14	at Boston	39,350
12/18	W 38-21	Denver	40,583

**AFL CHAMPIONSHIP GAME**  
1/1 L 7-31 Kansas City 42,080

	BUF	OPP
<b>TOTAL FIRST DOWNS</b>	255	192
Rushing	110	49
Passing	126	131
Penalty	19	12
3rd Down: Made/Att	—	—
3rd Down Pct.	—	—
4th Down: Made/Att	—	—
4th Down: Pct.	—	—

**POSSESSION AVG.** — —

	4748	4109
<b>TOTAL NET YARDS</b>		
Avg per Game	339.1	293.5
Total Plays	944	842
Avg per Play	5.0	4.9

	1892	1051
<b>NET YARDS RUSHING</b>		
Avg per Game	86.5	99.5
Total Rushes	455	344

	2856	3058
<b>NET YARDS PASSING</b>		
Avg per Game	204.0	218.4
Sacked/Yards Lost	16/144	32/249
Gross Yards	3000	3307
Att./Completions	473/199	466/205
Completion Pct.	42.1	44.0
Had Intercepted	21	29

**PUNTS/AVERAGE** 69/41.2 84/39.6

**NET PUNTING AVG.** 34.5 —

**PENALTIES/YARDS** 62/637 55/546

**FUMBLES/BALL LOST** 27/15 19/9

	43	31
<b>TOUCHDOWNS</b>		
Rushing	19	6
Passing	15	22
Returns	9	3

SCORE BY PERIOD	Q1	Q2	Q3	Q4	OT	PTS
BILLS	47	127	74	110	0	358
OPPONENTS	75	53	34	93	0	255

SCORING	TD	Ru	Pa	Rt	K-PAT	FG	S	Pts
Lusteg	0	0	0	0	41/42	19/37	0	98
Burnett	8	4	4	0	0/0	0/0	0	0

Carlton	6	6	0	0	0/0	0/0	0	36
Kemp	5	5	0	0	0/0	0/0	0	32
Spikes	4	3	1	0	0/0	0/0	0	24
Costa	3	0	3	0	0/0	0/0	0	18
Crockett	3	0	3	0	0/0	0/0	0	18
Dubention	2	0	2	0	0/0	0/0	0	12
Rutkowski	2	0	1	1	0/0	0/0	0	12
Byrd	2	0	0	2	0/0	0/0	0	12
Janik	2	0	0	2	0/0	0/0	0	12
Lamonica	1	1	0	0	0/0	0/0	0	6
Ferguson	1	0	1	0	0/0	0/0	0	6
Clarke	1	0	0	1	0/0	0/0	0	6
Dunaway	1	0	0	1	0/0	0/0	0	6
Stratton	1	0	0	1	0/0	0/0	0	6
Warner	1	0	0	1	0/0	0/0	0	6
BILLS	43	19	15	9	41/42	19/37	1	358
OPP	31	6	22	3	28/28	13/23	2	255

2-Pt. Conversions: BILLS 0-1, OPPONENTS 1-3

**SACKS:** McDole 6.5, Sestak 5.0, Dunaway 3.5, Tracey 3.0, Day 2.0, Schottenheimer 2.0, Stratton 2.0, Costa 1.0, Jacobs 1.0, Janik 1.0, Others 5.0  
**BILLS:** 32.0  
**OPPONENTS:** 16.0

	No.	Yds	Avg	Long	TD
<b>RUSHING</b>					
Burnett	187	766	4.1	32	4
Carlton	156	696	4.5	23	6
Smith	31	148	4.8	20	0
Kemp	40	130	3.3	26	5
Spikes	28	119	4.3	36	3
Dubention	3	16	5.3	17	0
Lamonica	9	6	0.7	14	1
Costa	0	1	—	0	0
Rutkowski	1	10	10.0	10	0
BILLS	455	1892	4.1	36	19
OPP	344	1051	3.1	—	6

	No.	Yds	Avg	Long	TD
<b>RECEIVING</b>					
Dubention	50	747	14.9	44	2
Burnett	34	419	12.3	48	4
Crockett	31	533	17.2	53†	3
Costa	27	400	14.8	50	3
Carlton	21	280	13.3	55	0
Ferguson	16	293	18.3	32	1
Bass	10	130	13.0	19	0
Rutkowski	6	150	25.0	55	1
Spikes	2	45	22.5	27	1
O'Donnell	1	2	2.0	2	0
Smith	1	1	1.0	1	0
BILLS	199	3000	15.1	55	15
OPP	205	3307	16.1	—	22

	No.	Yds	Avg	Long	TD
<b>INTERCEPTIONS</b>					
Janik	8	136	17.0	37†	2
Byrd	6	110	18.3	60†	1
Clarke	5	118	23.6	66†	1
Stratton	3	37	12.3	23	0
Jacobs	2	15	7.5	15	0
Saimes	1	32	32.0	32	0
Schottenheimer	1	20	20.0	20	0
McDole	1	4	4.0	4	0
King	1	0	0.0	0	0
Tracey	1	0	0.0	0	0
BILLS	29	472	16.3	66†	4
OPP	21	303	14.4	65	1

	No.	Yds	Avg	Net	TB	In	Lg	B
<b>PUNTING</b>								
Maguire	69	2841	41.2	34.5	8	14	61	0
BILLS	69	2841	41.2	34.5	8	14	61	0
OPP	84	3324	39.6	—	—	—	—	—

	Ret	FC	Yds	Avg	Long	TD
<b>PUNT RETURNS</b>						
Byrd	23	5	186	8.1	72†	1
Rutkowski	18	4	209	11.6	73†	1
Clarke	2	0	12	6.0	7	0
Stratton	0	0	4	2.0	4	0
BILLS	43	9	411	9.6	73†	2
OPP	20	21	301	15.1	—	2

	No.	Yds	Avg	Long	TD
<b>KICKOFF RETURNS</b>					
Warner	33	846	25.6	95†	1
Rutkowski	6	121	20.2	32	0
Mills	4	76	19.0	26	0
Ferguson	2	0	0.0	0	0
DeSutter	2	0	0.0	0	0
Prudhomme	1	16	16.0	16	0
Schmidt	1	2	2.0	2	0
Costa	1	0	0.0	0	0
Maguire	1	0	0.0	0	0
O'Donnell	0	3	—	3	0
BILLS	51	1064	20.9	95†	1
OPP	65	1329	20.4	—	0

	1-19	20-29	30-39	40-49	50+
<b>FIELD GOALS</b>					
Lusteg	8-10	3-5	4-8	4-10	0-4
BILLS	8-10	3-5	4-8	4-10	0-4
OPP	3-3	2-3	5-6	3-9	0-2

Lusteg:[44B,42N]([22G,9G])([13G][50N,47G,32G][27G,16G,20G][33N,36N,37G,27N])(42N,34N,41G,23N)[36G,10G,38G,17G](44N,41N,51N,50N,44G,44G)([1]50N,47B)(19N,19G)([1]39N,16G,15N)  
**OPPONENTS:** (30G,10G)([24G][47G,35G,55N])([10G,47N,31G,50N][31G,42N][28G,49N][27N])(49N,43G,35B)(49G,35G)(8G)[42N,41B]( )

**USUAL STARTERS**

**OFFENSE**

FL	44	Elbert Dubention
LE	83	Bobby Crockett
LT	77	Stew Barber
LG	66	Billy Shaw
C	50	Al Bemiller
RG	67	Joe O'Donnell
RT	79	Dick Hudson
RE	82	Paul Costa
FB	30	Wray Carlton
HB	21	Bobby Burnett
QB	15	Jack Kemp

**DEFENSE**

LE	72	Ron McDole
LT	78	Jim Dunaway
RT	70	Tom Sestak
RE	88	Tom Day
LLB	51	John Tracey
MLB	64	Harry Jacobs
RLB	58	Mike Stratton
LCB	27	Tom Janik
RCB	42	Butch Byrd
LS	45	Hagood Clarke
RS	26	George Saimes

PASSING	Att	Cmp	Yds	Cmp%	Yds/Att	TD	TD%	Int	Int%	Long	Sack/Lost	Rating
Kemp	389	166	2451	42.7	6.30	11	2.8	16	4.1	55	—	56.2
Lamonica	84	33	549	39.3	6.54	4	4.8	5	5.9	55	—	53.1
BILLS	473	199	3000	42.1	6.34	15	3.2	21	4.4	55	16/144	55.6
OPPONENTS	466	205	3307	44.0	7.10	22	4.7	29	6.2	—	32/249	58.1



# 1967 SEASON STATISTICS

4-10 | T-3RD IN AFL EAST | HEAD COACH JOE COLLIER

Date	W/L Score	Opponent	Attendance
9/10	W 20-17	NY Jets	45,748
9/17	L 3-20	Houston	41,384
9/24	L 0-23	Boston	45,748
10/1	L 17-37	San Diego	39,310
10/8	W 17-16	at Denver	35,188
10/15	L 20-24	Oakland	45,758
10/29	L 3-10	at Houston	30,060
11/5	W 35-13	Miami	31,622
11/12	L 10-20	at NY Jets	62,671
11/19	L 20-21	Denver	30,891
11/26	L 14-17	at Miami	27,050
12/3	L 13-23	at Kansas City	41,943
12/9	W 44-16	at Boston	20,627
12/24	L 21-28	at Oakland	30,738

TOTAL FIRST DOWNS	203	201
Rushing	65	73
Passing	119	106
Penalty	19	22
3rd Down: Made/Att	—	—
3rd Down Pct.	—	—
4th Down: Made/Att	—	—
4th Down: Pct.	—	—

POSSESSION AVG. — —

TOTAL NET YARDS	3588	3447
Avg per Game	256.3	246.2
Total Plays	850	857
Avg per Play	4.2	4.0

NET YARDS RUSHING	1271	1622
Avg per Game	90.8	115.9
Total Rushes	371	437

NET YARDS PASSING	2317	1825
Avg per Game	165.5	130.4
Sacked/Yards Lost	45/446	43/366
Gross Yards	2763	2191
Att./Completions	434/183	377/162
Completion Pct.	42.2	43.0
Had Intercepted	34	27
Had Intercepted	29	33

PUNTS/AVERAGE 77/43.1 74/41.0

NET PUNTING AVG. 37.9 —

PENALTIES/YARDS 74/828 51/507

FUMBLES/BALL LOST 32/13 26/9

TOUCHDOWNS	27	33
Rushing	9	11
Passing	14	17
Returns	4	5

SCORE BY PERIOD	Q1	Q2	Q3	Q4	PTS
BILLS	61	61	47	68	237
OPPONENTS	50	105	49	81	285

SCORING	TD	Ru	Pa	Rt	K-PAT	FG	S	Pts
Mercer	0	0	0	0	25/26	16/28	0	73
Lincoln	9	4	5	0	0/0	0/0	0	54
Powell	4	0	4	0	0/0	0/0	0	24
Carlton	3	3	0	0	0/0	0/0	0	18
Kemp	2	2	0	0	*1	0/0	0	14
Costa	2	0	2	0	0/0	0/0	0	12
Janik	2	0	2	0	0/0	0/0	0	12
Masters	2	0	2	0	0/0	0/0	0	12
Ledbetter	1	0	1	0	0/0	0/0	0	6
Sestak	1	0	0	1	0/0	0/0	0	6
Schottenheimer	1	0	0	1	0/0	0/0	0	6
BILLS	27	9	14	4	25/26	16/28	237	
OPP	33	11	17	5	32/33	17/38	285	

\*2-Pt. Conversions: BILLS 1-1, OPPONENTS 0-0

SACKS: Dunaway 6.5, Sestak 6.5, Stratton 5.0, Tracey 4.5, Kindig 2.5, Prudhomme 2.5, Guidry 2.0, Frazier 1.0, McDole 1.0, Petrich 1.0, Meredith 0.5, Others 10.0  
BILLS: 43.0  
OPPONENTS: 45.0

RUSHING	No.	Yds	Avg	Long	TD
Lincoln	159	601	3.8	28	4
Carlton	107	467	4.4	21	3
Burnett	45	96	2.1	18	0
Bivins	15	58	3.9	43	0
Kemp	36	58	1.6	14	2
Spikes	4	9	2.3	6	0
Donaldson	3	-1	-0.3	2	0
Dubention	2	-17	-8.5	-1	0
BILLS	371	1271	3.4	43	9
OPP	437	1622	3.7	53	11

RECEIVING	No.	Yds	Avg	Long	TD
Lincoln	41	558	13.6	60†	5
Costa	39	726	18.6	63†	2
Dubention	25	384	15.4	42	0
Powell	20	346	17.3	37†	4
Masters	20	274	13.7	28	2
Burnett	11	114	10.4	38	0
Ledbetter	9	161	17.9	60	1
Carlton	9	97	10.8	24	0
Rutkowski	6	59	9.8	17	0
Donaldson	1	20	20.0	20	0
Tracey	1	15	15.0	15	0
Spikes	1	9	9.0	9	0
BILLS	183	2763	15.1	63†	14
OPP	162	2191	13.5	56	17

INTERCEPTIONS	No.	Yds	Avg	Long	TD
Janik	10	222	22.2	46	2
Byrd	5	25	5.0	12	0
Schottenheimer	3	88	29.3	45†	1
Edgerson	2	25	12.5	25	0
Saimes	2	14	7.0	14	0
Dunaway	1	8	8.0	8	0
Meredith	1	8	8.0	8	0
McDole	1	5	5.0	5	0
Stratton	1	3	3.0	3	0
Tracey	1	3	3.0	3	0
BILLS	27	401	14.9	46	3
OPP	34	554	16.3	—	2

PUNTING	No.	Yds	Avg	Net	TB	In	Lg	B
Maquire	77	3320	43.1	37.9	5	16	64	0
BILLS	77	3320	43.1	37.9	5	16	64	0
OPP	74	3032	41.0	—	—	—	—	—

PUNT RETURNS	Ret	FC	Yds	Avg	Long	TD
Byrd	30	5	142	4.7	19	0
Rutkowski	15	4	43	2.9	12	0
King	1	0	12	12.0	12	0
Edgerson	1	0	2	2.0	2	0
BILLS	47	9	199	4.2	19	0
OPP	33	—	301	9.1	—	0

KICKOFF RETURNS	No.	Yds	Avg	Long	TD
Bivins	16	380	23.8	55	0
Smith	16	346	21.6	64	0
King	12	316	26.3	38	0
Rutkowski	3	71	23.7	38	0
Meredith	3	0	0.0	0	0
Guidry	1	0	0.0	0	0
BILLS	51	1113	21.8	64	0
OPP	56	1292	23.1	—	0

FIELD GOALS	1-19	20-29	30-39	40-49	50+
Mercer	3-3	3-6	4-5	5-13	1-1
BILLS	3-3	3-6	4-5	5-13	1-1
OPP	3-6	6-10	5-7	3-12	0-3

Mercer: {46B,51G,43G}{47G,40N}{49N,20N,40N}{26G}{32G}{ }{47G,22N}{ }{48B,17G,36N}{42N,48N,43G,21G,44N,24N}{ }{35G,40G}{12G,11G,23G}{30G,39G}  
OPPONENTS: {17N,32G,40N,35N}{22G,42G}{33G,23G,49N,20B,44N,44N,45G}{13B,32G,30G,25G}{48N,47N,14B,42N,45N}{54N,31G,53N}{25G}{51N}{48G,14G,29B,26N}{ }{24B,17G}{17G,25G,20G}{40N}{38N}

## USUAL STARTERS

OFFENSE	Player	Player
FL	44	Elbert Dubention
LE	84	Art Powell
LT	77	Stew Barber
LG	66	Billy Shaw
C	50	Al Bemiller
RG	67	Joe O'Donnell
RT	79	Dick Hudson
RE	82	Paul Costa
FB	30	Wray Carlton
HB	20	Keith Lincoln
QB	15	Jack Kemp

## DEFENSE

LE	72	Ron McDole
LT	78	Jim Dunaway
RT	70	Tom Sestak
RE	65	Remi Prudhomme
LLB	51	John Tracey
MLB	64	Harry Jacobs
RLB	58	Mike Stratton
LCB	24	Booker Edgerson
RCB	42	Butch Byrd
LS	27	Tom Janik
RS	26	George Saimes

PASSING	Att	Cmp	Yds	Cmp%	Yds/Att	TD	TD%	Int	Int%	Long	Sack/Lost	Rating
Kemp	369	161	2503	43.6	6.78	14	3.8	26	7.0	63†	—	50.0
Flores	64	22	260	34.4	4.06	0	0.0	8	12.5	59	—	8.1
Rutkowski	1	0	0	0.0	0.00	0	0.0	0	0.0	0	—	39.6
BILLS	434	183	2763	42.2	4.84	14	3.2	34	7.8	63†	45/446	41.9
OPPONENTS	377	162	2191	43.0	4.34	17	4.5	27	7.2	56	43/366	47.3



# 1968 SEASON STATISTICS

1-12-1 | 5TH IN AFL EAST | HEAD COACH JOHN RAUCH

Date	W/L Score	Opponent	Attendance
9/8	L 7-16	Boston	38,865
9/15	L 6-48	Oakland	43,056
9/22	L 23-34	at Cincinnati	24,405
9/29	W 37-35	NY Jets	38,044
10/5	L 7-18	Kansas City	40,748
10/12	T 14-14	at Miami	28,559
10/20	L 6-23	at Boston	21,082
10/27	L 7-30	Houston	34,339
11/3	L 21-25	at NY Jets	61,452
11/10	L 17-21	Miami	28,751
11/17	L 6-21	San Diego	27,993
11/24	L 32-34	at Denver	35,142
11/28	L 10-13	at Oakland	39,883
12/7	L 6-35	at Houston	34,110

BUF OPP

TOTAL FIRST DOWNS	159	210
Rushing	71	85
Passing	72	103
Penalty	16	22
3rd Down: Made/Att	—	—
3rd Down Pct.	—	—
4th Down: Made/Att	—	—
4th Down: Pct.	—	—

POSSESSION AVG. — —

TOTAL NET YARDS	3870	4225
Avg per Game	205.0	301.8
Total Plays	844	876
Avg per Play	3.4	4.8

NET YARDS RUSHING	1527	2021
Avg per Game	109.1	144.4
Total Rushes	400	505

NET YARDS PASSING	2689	2461
Avg per Game	95.9	157.4
Sacked/Yards Lost	39/391	31/273
Gross Yards	1741	2477
Att./Completions	405/168	340/143
Completion Pct.	41.5	42.1
Had Intercepted	28	22

PUNTS/AVERAGE 100/41.8 75/39.7

NET PUNTING AVG. 35.1 —

PENALTIES/YARDS 67/687 66/540

FUMBLES/BALL LOST 23/14 24/13

TOUCHDOWNS	22	41
Rushing	9	15
Passing	7	19
Returns	6	7

SCORE BY PERIOD	Q1	Q2	Q3	Q4	OT	PTS
BILLS	46	57	26	70	0	199
OPPONENTS	64	104	87	112	0	367

SCORING	TD	Ru	Pa	Rt	K-PAT	FG	S	PTS
Alford	0	0	0	0	15/15	14/24	0	57
McDermott	4	3	1	0	0/0	*1	0	26
Cappadonna	3	1	2	0	0/0	*1	0	20
Anderson	3	2	0	1	0/0	0/0	0	18

Costa	2	1	1	0	0/0	0/0	0	12
Edgerson	2	0	0	2	0/0	0/0	0	12
Moses	2	0	2	0	0/0	0/0	0	12
Byrd	1	0	0	1	0/0	0/0	0	6
Clarke	1	0	0	1	0/0	0/0	0	6
Gregory	1	1	0	0	0/0	0/0	0	6
Janik	1	0	0	1	0/0	0/0	0	6
Ledbetter	1	0	1	0	0/0	0/0	0	6
Rutkowski	1	1	0	0	0/0	0/0	0	6
Mercer	0	0	0	0	4/4	0/4	0	4
Guidry	0	0	0	0	0/0	0/0	1	2
BILLS	22	9	7	6	19/19	14/28	1	199
OPP	41	15	19	7	39/40	28/46	3	377

\*2-Pt. Conversions: BILLS 2-3, OPPONENTS 0-0

SACKS: McDole 5.5, Sestak 5.0, Stratton 4.5, Guidry 3.5, Dunaway 3.0, Jacobs 2.0, Saimes 2.0, Tatarek 2.0, Day 1.5, Janik 1.0, Schottenheimer 1.0  
BILLS: 31.0  
OPPONENTS: 39.0

RUSHING	No.	Yds	Avg	Long	TD
Anderson	147	525	3.6	45	2
Gregory	52	283	5.4	67	1
Cappadonna	73	272	3.7	33t	1
McDermott	47	102	2.2	17	3
Rutkowski	20	96	4.8	33	1
Lincoln	26	84	3.2	24	0
Masters	6	70	11.7	35	0
Brown	3	39	13.0	27	0
Stephenson	4	30	7.5	12	0
Costa	2	11	5.5	6t	1
Darragh	13	11	0.8	8	0
McGuire	1	6	6.0	6	0
Patrick	1	2	2.0	2	0
Moses	5	-4	-0.8	19	0
BILLS	400	1527	3.8	67	9
OPP	505	2021	4.0	—	15

RECEIVING	No.	Yds	Avg	Long	TD
Moses	42	633	15.1	55t	2
Trapp	24	235	9.8	27	0
Anderson	22	140	6.4	23	0
McDermott	20	115	5.8	37	1
Cappadonna	18	92	5.1	21t	2
Costa	15	172	11.5	27	1
Masters	8	101	12.6	21	0
Crockett	6	76	12.7	23	0
Gregory	5	21	4.2	8	0
Ledbetter	4	94	23.5	43	1
Rutkowski	1	27	27.0	27	0
Patrick	1	5	5.0	5	0
Lincoln	1	3	3.0	3	0
Bemiller	1	0	0.0	0	0
BILLS	168	1714	10.2	55t	7
OPP	143	2477	17.3	—	19

INTERCEPTIONS	No.	Yds	Avg	Long	TD
Byrd	6	76	12.7	53t	1
Janik	3	137	45.7	100t	1
Edgerson	4	100	25.0	45t	2
McDole	2	47	23.5	42	0
Saimes	2	36	18.0	19	0
Pitts	2	21	10.5	17	0
Schottenheimer	1	22	27.0	21	0
Guidry	1	21	21.0	21	0
Stratton	1	15	15.0	15	0
BILLS	22	475	21.6	100t	4
OPP	28	472	16.9	65	6

PUNTING	No.	Yds	Avg	Net	TB	In	Lg	B
Maguire	100	4175	41.8	35.1	7	24	61	1
BILLS	100	3471	41.8	35.1	7	24	61	1
OPP	75	2978	39.7	—	—	—	—	—

PUNT RETURNS	Ret	FC	Yds	Avg	Long	TD
Clarke	29	2	241	8.3	82t	1
Rutkowski	8	3	23	2.9	10	0
Trapp	5	0	26	5.2	11	0
Byrd	2	1	11	5.5	11	0
BILLS	44	6	301	6.8	82t	1
OPP	45	—	521	11.6	—	1

KICKOFF RETURNS	No.	Yds	Avg	Long	TD
Anderson	39	971	24.9	100t	1
Brown	12	274	22.8	32	0
Mitchell	5	98	19.6	24	0
Rutkowski	5	87	17.4	26	0
Costa	5	68	13.6	33	0
Ledbetter	0	18	18.0	18	0
McDermott	1	16	16.0	16	0
Maguire	1	5	5.0	5	0
Barber	1	0	0.0	0	0
BILLS	69	1537	22.3	100t	1
OPP	49	1062	21.7	—	0

FIELD GOALS	1-19	20-29	30-39	40-49	50+
Alford	4-4	5-5	2-5	1-8	1-2
Mercer	0-0	0-0	0-1	0-3	0-0
BILLS	4-4	5-5	2-6	1-11	1-2
OPP	11-11	7-8	9-12	1-10	0-5

Mercer: (42N,47B)(143N,38B)  
Alford: (35G,41G,37G)(53G,20G,36N)(16G,11G)(45N)(32N)(22G)(25G,16G)(45N,45B,42N,18G)(41N,26G,52N,42N)(40N,28G,36G)  
OPPONENTS: (10G,28G,30G)(44N,22G,9G)(11G,30B,39G,32N)(37N)(52B,51N,18G,12G,16G,15G)(41B)(39G,51N,20G,49N,16G)(39G,44B,22G,42N,19G)(26N,47B,32G,9G,32G,27G,35G,27G)(42N)(42N,25N,42G,12G)(50N,39G,50N,47N,33G)

### USUAL STARTERS

#### OFFENSE

FL	25	Haven Moses
LE	28	Richard Trapp
LT	77	Stew Barber
LG	66	Billy Shaw
C	50	Al Bemiller
RG	61	Bob Kalsu
RT	62	Dick Cunningham
RE	82	Paul Costa
FB	36	Bob Cappadonna
HB	22	Max Anderson
QB	10	Dan Darragh

#### DEFENSE

LE	72	Ron McDole
LT	78	Jim Dunaway
RT	70	Tom Sestak
RE	89	Tom Day
LLB	59	Paul Guidry
MLB	64	Harry Jacobs
RLB	58	Mike Stratton
LCB	24	Booker Edgerson
RCB	42	Butch Byrd
LS	26	George Saimes
RS	27	Tom Janik

PASSING	Att	Cmp	Yds	Cmp%	Yds/Att	TD	TD%	Int	Int%	Long	Sack/Lost	Rating
Darragh	215	92	917	42.8	4.27	3	1.4	14	6.5	41	—	33.0
Rutkowski	100	41	380	41.0	3.80	0	0.0	6	6.0	37	—	27.1
Stephenson	79	29	364	36.7	4.61	4	5.1	7	8.9	55t	—	31.8
McDermott	3	2	35	66.7	11.67	0	0.0	0	0.0	27	—	106.3
Flores	5	3	15	60.0	3.00	0	0.0	1	20.0	12	—	25.0
Russell	2	1	3	50.0	1.50	0	0.0	0	0.0	3	—	56.3
Anderson	1	0	0	0.0	0.00	0	0.0	0	0.0	0	—	39.6
BILLS	405	168	1714	41.5	4.23	7	1.7	28	6.9	55t	39/371	51.2
OPPONENTS	340	143	2477	42.1	7.29	19	5.6	22	6.5	—	31/273	39.2



# 1969 SEASON STATISTICS

4-10 | T-3RD IN AFL EAST | HEAD COACH JOHN RAUCH

Date	W/L	Score	Opponent	Attendance
9/14	L	19-33	NY Jets	46,165
9/21	L	3-17	Houston	40,146
9/28	W	41-28	Denver	40,302
10/5	L	14-28	at Houston	46,485
10/11	W	23-16	Boston	46,201
10/19	L	21-50	at Oakland	54,418
10/26	L	6-24	at Miami	39,837
11/2	L	7-29	Kansas City	45,844
11/9	L	6-16	at NY Jets	62,680
11/16	W	28-3	Miami	32,686
11/23	L	21-35	at Boston	25,584
11/30	W	16-13	Cincinnati	35,122
12/7	L	19-22	at Kansas City	47,112
12/14	L	6-45	at San Diego	47,582

## TOTAL FIRST DOWNS

Rushing	224	236
Passing	83	106
Penalty	122	118
3rd Down: Made/Att	19	12
3rd Down Pct.	—	—
4th Down: Made/Att	—	—
4th Down: Pct.	—	—

## POSSESSION AVG.

BUF	OPP
-----	-----

## TOTAL NET YARDS

Avg per Game	3867	4344
Total Plays	276.2	310.3
Avg per Play	868	852
	4.5	5.1

## NET YARDS RUSHING

Avg per Game	1522	1858
Total Rushes	108.7	132.7
	384	454

## NET YARDS PASSING

Avg per Game	2345	2476
Sacked/Yards Lost	167.5	177.6
Gross Yards	42/371	31/296
Att./Completions	2716	2772
Completion Pct.	442/215	368/175
Had Intercepted	48.6	47.6
	30	19

## PUNTS/AVERAGE

	78/44.5	62/42.7
--	---------	---------

## NET PUNTING AVG.

	37.5	—
--	------	---

## PENALTIES/YARDS

	67/632	71/719
--	--------	--------

## FUMBLES/BALL LOST

	35/21	25/19
--	-------	-------

## TOUCHDOWNS

Rushing	26	40
Passing	7	17
Returns	17	21
	2	2

## SCORE BY PERIOD

	Q1	Q2	Q3	Q4	OT	PTS
BILLS	46	47	77	60	0	230
OPPONENTS	84	106	52	117	0	359

## SCORING

	TD	Ru	Pa	Rt	K-PAT	FG	S	PTS	
Alford	0	0	0	23	24	17	26	0	74
Moses	5	0	5	0	0	0	0	0	30
Briscoe	5	0	5	0	0	0	0	0	30
Simpson	5	2	3	0	0	0	0	0	30
Enyart	3	1	2	0	0	0	0	0	18
Patrick	3	3	0	0	0	0	0	0	18
Anderson	1	1	0	0	0	0	0	0	6
Byrd	1	0	1	0	0	0	0	0	6
Edgerson	1	0	0	1	0	0	0	0	6
Masters	1	0	1	0	0	0	0	0	6
Grate	1	0	1	0	0	0	0	0	6
BILLS	26	7	17	2	23	24	17	26	230
OPP	40	17	21	2	39	40	26	41	359

2-Pt. Conversions: **BILLS** 0-2, **OPPONENTS** 0-0

**SACKS:** Tatarek 6.0, Stratton 5.5, McDole 5.0, McBeth 3.0, Saines 2.0, Chandler 1.0, Guidry 1.0, Harvey 1.0, Jacobs 1.0, Richardson 1.0, Dunaway 0.5, Others 4.0  
**BILLS:** 31.0  
**OPPONENTS:** 42.0

## RUSHING

	No.	Yds	Avg	Long	TD
Simpson	181	697	3.9	32	2
Patrick	83	361	4.3	72	3
Enyart	47	191	4.1	26	1
Kemp	37	124	3.4	13	0
Anderson	13	74	5.7	16	1
Harris	10	25	2.5	9	0
Ridlehuber	4	25	6.3	11	0
Darragh	6	14	2.3	8	0
Sherman	2	14	7.0	10	0
Masters	1	-3	-3.0	-3	0
BILLS	384	1522	4.0	72	7
OPP	454	1858	4.1	44	17

## RECEIVING

	No.	Yds	Avg	Long	TD
Moses	39	752	19.3	55	5
Patrick	35	229	6.5	19	0
Masters	33	387	11.7	31	1
Briscoe	32	532	16.6	50	5
Simpson	30	343	11.4	55	3
Enyart	19	186	9.8	32	2
Thornton	14	134	9.6	21	0
Anderson	7	65	9.3	22	0
Crockett	4	50	12.5	19	0
Grate	1	19	19.0	19	1
James	1	19	19.0	19	0
BILLS	215	2716	12.6	55	17
OPP	175	2772	15.8	62	21

## INTERCEPTIONS

	No.	Yds	Avg	Long	TD
Byrd	7	95	13.6	32	1
Saines	3	47	15.7	28	0
Guidry	2	39	19.5	39	0
Pitts	2	40	20.0	38	0
Richardson	2	17	8.5	17	0
Jacobs	2	13	6.5	12	0
Edgerson	1	0	0.0	0	0
BILLS	19	251	13.2	39	1
OPP	30	449	15.0	51	2

## PUNTING

	No.	Yds	Avg	Net	TB	In	Lg	B
Maguire	78	3471	44.5	37.5	4	19	78	1
BILLS	78	3471	44.5	37.5	4	19	78	1
OPP	62	2647	42.7	—	—	—	57	—

## PUNT RETURNS

	Ret	FC	Yds	Avg	Long	TD
Anderson	19	4	142	7.5	30	0
Byrd	7	2	37	5.3	32	0
Reeves	2	2	3	1.5	3	0
Ridlehuber	1	0	3	3.0	3	0
James	1	0	2	2.0	2	0
Richardson	1	0	0	0.0	0	0
BILLS	31	8	187	6.0	32	0
OPP	45	—	466	10.4	—	—

## KICKOFF RETURNS

	No.	Yds	Avg	Long	TD
Thornton	30	749	25.0	58	0
Simpson	21	529	25.2	73	0
Anderson	4	86	21.5	28	0
Crawford	3	74	24.7	31	0
Collins	2	14	7.0	14	0
Enyart	1	12	12.0	12	0
Harvey	1	11	11.0	11	0
BILLS	62	1475	23.8	73	0
OPP	55	1322	24.0	—	—

## FIELD GOALS

	1-9	20-29	30-39	40-49	50+
Alford	5-6	7-10	4-5	1-5	0-0
BILLS	5-6	7-10	4-5	1-5	0-0
OPP	5-5	9-11	6-9	5-14	1-2

Alford: (35G,10G)(14G)(39B,27G,30G)(44N)  
 (24G,22G,22G)(114G,22N,9G)(45N)(13B,  
 28N,43N,20G,29G)(1133G,24G,35G,24B)  
 (16G,47N,44G)(1

OPPONENTS: (9G,26G,41G,45N,21G)(21G,23N)  
 (30N)(54N,44B,40N,45N)(47N,32G,29N)  
 (20G,36G)(12G)(47G,34G,37G,44G,18G)  
 (37G,25G,47N,47G)(21G,37N)(49N,30N)  
 (16G,26G,45N)(52G,8G,47G,20G,25G)(33G,48N)

## USUAL STARTERS

### OFFENSE

LT	77	Stew Barber
LG	66	Billy Shaw
C	50	Al Bemiller
RG	67	Joe O' Donnell
RT	79	Paul Costa
TE	87	Billy Masters
WR	25	Haven Moses
RB	30	Wayne Patrick
RB	32/33	OJ Simpson
QB	15	Jack Kemp

### DEFENSE

LE	72	Ron McDole
LT	78	Jim Dunaway
RT	71	Bob Tatarek
RE	76	Mike McBeth
LLB	59	Paul Guidry (8)
	52	Edgar Chandler (6)
MLB	64	Harry Jacobs
RLB	58	Mike Stratton
LCB	24	Booker Edgerson
RCB	42	Butch Byrd
LS	48	John Pitts
RS	26	George Saines (5)
	47	Pete Richardson (5)

## PASSING

	Att	Cmp	Yds	Cmp%	Yds/Att	TD	TD%	Int	Int%	Long	Sack/Lost	Rating
Kemp	344	170	1981	49.4	5.76	13	3.8	22	6.4	55f	21/187	53.2
Darragh	52	24	365	46.2	7.02	1	1.9	6	11.5	53	11/103	36.6
Harris	36	15	270	41.7	7.50	1	2.8	1	2.8	55	9/70	65.7
Flores	5	2	16	40.0	3.20	0	0.0	0	0.0	—	1/11	48.8
Sherman	2	2	20	100.0	10.00	1	50.0	0	0.0	19f	0/0	147.9
Ridlehuber	1	1	45	100.0	45.00	1	100.0	0	0.0	45f	0/0	158.3
Maguire	1	1	19	100.0	19.00	0	0.0	0	0.0	19	0/0	118.8
Briscoe	1	0	0	0.0	0.00	0	0.0	1	100.0	0	0/0	—
Anderson	1	0	0	0.0	0.00	0	0.0	0	0.0	0	0/0	39.6
BILLS	442	215	2716	48.6	6.14	17	3.8	30	6.8	55f	42/371	66.1
OPPONENTS	368	175	2772	47.6	7.53	21	5.7	19	5.2	62	31/296	70.6



# 1970 SEASON STATISTICS

3-10-1 | 4TH IN AFC EAST | HEAD COACH JOHN RAUCH

Date	W/L Score	Opponent	Attendance
9/20	L 10-25	Denver	34,882
9/27	L 0-19	Los Angeles	46,206
10/4	W 34-31	NY Jets	46,206
10/11	L 10-23	at Pittsburgh	42,140
10/18	L 14-33	Miami	41,312
10/25	W 10-6	at NY Jets	62,712
11/1	W 45-10	at Boston	31,148
11/8	L 14-43	Cincinnati	43,587
11/15	T 17-17	at Baltimore	60,240
11/22	L 13-31	at Chicago	41,015
11/29	L 10-14	Boston	31,427
12/6	L 6-20	at NY Giants	62,870
12/13	L 14-20	Baltimore	34,346
12/20	L 7-45	at Miami	70,990

BUF OPP

TOTAL FIRST DOWNS	203	213
Rushing	71	87
Passing	120	103
Penalty	12	23
3rd Down: Made/Att	—	—
3rd Down Pct.	—	—
4th Down: Made/Att	—	—
4th Down: Pct.	—	—

POSSESSION AVG. — —

TOTAL NET YARDS	3895	3806
Avg per Game	278.2	271.9
Total Plays	822	853
Avg per Play	4.7	4.5

NET YARDS RUSHING	1465	1718
Avg per Game	104.6	122.7
Total Rushes	367	484

NET YARDS PASSING	2430	2088
Avg per Game	173.6	149.1
Sacked/Yards Lost	53/486	31/246
Gross Yards	2916	2334
Att./Completions	402/213	338/157
Completion Pct.	53.0	46.4
Had Intercepted	26	11

PUNTS/AVERAGE 83/38.9 76/43.9

NET PUNTING AVG. 34.9 —

PENALTIES/YARDS 99/1108 73/814

FUMBLES/BALL LOST 37/26 23/15

TOUCHDOWNS	25	35
Rushing	8	16
Passing	13	15
Returns	4	4

SCORE BY PERIOD	Q1	Q2	Q3	Q4	OT	PTS
BILLS	54	70	21	59	0	204
OPPONENTS	67	96	84	90	0	337

SCORING	TD	Ru	Pa	Rt	K-PAT	FG	S	Pts
Guthrie	0	0	0	0	24/25	10/19	0	54
Briscoe	8	0	8	0	0/0	0/0	0	48
Simpson	6	5	0	1	0/0	0/0	0	36
Grate	2	0	2	0	0/0	0/0	0	12
Jones	2	1	0	1	0/0	0/0	0	12
Moses	2	0	2	0	0/0	0/0	0	12
Byrd	1	0	0	1	0/0	0/0	0	6
Chandler	1	0	0	1	0/0	0/0	0	6
Enyart	1	0	1	0	0/0	0/0	0	6
Pate	1	1	0	0	0/0	0/0	0	6
Patrick	1	1	0	0	0/0	0/0	0	6
BILLS	25	8	13	4	24/25	10/19	20	204
OPP	35	16	15	4	35/35	30/46	337	

SACKS: Cowlings 5.0, Guidry 4.0, McDole 3.0, McBeth 2.0, Dunaway 1.5, Stratton 1.5, Chandler 1.0, McCaffrey 1.0, Richardson 1.0, Tatarek 1.0, Others 10.0  
BILLS: 31.0  
OPPONENTS 53.0

RUSHING	No.	Yds	Avg	Long	TD
Simpson	120	488	4.1	56t	5
Patrick	66	259	3.9	20	1
Shaw	39	210	5.4	20	0
Enyart	58	196	3.4	17	0
Pate	46	162	3.5	18	1
Jones	31	113	3.6	17	1
Darragh	1	26	26.0	26	0
Briscoe	3	19	6.3	11	0
Harris	3	-8	-2.7	1	0
BILLS	367	1465	4.0	56t	8
OPP	484	1718	3.5	53	16

RECEIVING	No.	Yds	Avg	Long	TD
Briscoe	57	1036	18.2	48	8
Moses	39	726	18.6	45	2
Enyart	35	235	6.7	37t	1
Pate	19	103	5.4	21	0
Patrick	16	142	8.9	38	0
Denney	14	201	14.4	31	0
Simpson	10	139	13.9	36	0
Jones	8	89	11.1	34	0
Grate	7	147	21.0	32	2
Alexander	4	51	12.8	16	0
Moss	2	31	15.5	22	0
Glosson	2	16	8.0	14	0
BILLS	213	2916	13.7	48	13
OPP	157	2334	14.9	72t	15

INTERCEPTIONS	No.	Yds	Avg	Long	TD
Richardson	5	46	9.2	22	0
Byrd	4	63	15.8	33	1
Chandler	1	59	59.0	59t	1
Pitts	1	11	11.0	11	0
BILLS	11	179	16.3	59t	2
OPP	26	334	12.8	86	0

PUNTING	No.	Yds	Avg	Net	Tb	In	Lg	B
Maguire	83	3228	38.9	34.9	2	13	58	1
BILLS	83	3228	38.9	34.9	2	13	58	1
OPP	76	3343	44.0	—	—	—	57	0

PUNT RETURNS	Ret	FC	Yds	Avg	Long	TD
Pharr	23	4	184	8.0	54	0
Hill	19	2	102	5.4	24	0
Allen	2	2	10	5.0	8	0
Alexander	1	1	2	2.0	2	0
BILLS	45	9	298	6.6	54	0
OPP	42	23	291	6.9	45	0

KICKOFF RETURNS	No.	Yds	Avg	Long	TD
Alexander	12	204	17.0	30	0
Hill	9	165	18.3	31	0
Simpson	7	333	47.6	95t	1
Jones	7	162	23.1	52t	1
Moss	6	131	21.8	56	0
Glosson	4	61	15.3	21	0
Enyart	3	60	20.0	22	0
Patrick	3	38	12.7	15	0
Collins	2	17	8.5	10	0
McCaffrey	2	15	7.5	8	0
Laster	2	8	4.0	8	0
Pate	1	21	21.0	21	0
Andrews	1	16	16.0	16	0
McBeth	1	7	7.0	7	0
Pharr	1	6	6.0	6	0
Costa	1	0	0.0	0	0
BILLS	62	1244	20.1	95t	2
OPP	46	1112	24.2	95t	1

FIELD GOALS	1-19	20-29	30-39	40-49	50+
Guthrie	3-3	3-4	2-3	1-4	1-5
BILLS	3-3	3-4	2-3	1-4	1-5
OPP	4-4	8-9	9-15	9-16	0-2

Guthrie: (16G)(110G,40G)(52G,39N)(42N)(52N,46N,9G)(20G,47N)(23B)(36G,55N)(50N)(37G)(23G,28G,51N)(11G)  
OPPONENTS: (40N,27G,48G,31G)(21G,19G,46G,40N,21G,34N)(22G,44N,46N,45N,32N,38N)(29G,49G,51N,42G)(46G,42G,47G,30G)(50N,29G,33G)(32G,34N)(22G,30G,13G,34G,43)(28N,37N,17G)(36N,37G)(148N,43N,26G,15G)(32G,38G)(43G)

## USUAL STARTERS

### OFFENSE

WR	25	Haven Moses
LT	54	Howard Kindig (8)
	75	Art Laster (6)
LG	73	Richard Cheek
C	57	Frank Marchlewski
RG	67	Joe O'Connell
RT	79	Paul Costa
TE	84	Austin Denney
WR	86	Marlin Briscoe
RB	30	Wayne Patrick
RB	32	OJ Simpson
QB	16	Dennis Shaw

### DEFENSE

LE	72	Ron McDole
LT	78	Jim Dunaway
RT	65	Wadley Harvey
RE	82	Al Cowlings
LLB	59	Paul Guidry
MLB	52	Edgar Chandler
RLB	58	Mike Stratton
LCB	20	Robert James
RCB	42	Butch Byrd
LS	48	John Pitts
RS	47	Pete Richardson

PASSING	Att	Cmp	Yds	Cmp%	Yds/Att	TD	TD%	Int	Int%	Long	Sack/Lost	Rating
Shaw	321	178	2507	55.5	7.81	10	3.1	20	6.2	—	41/387	65.3
Harris	50	24	338	48.0	6.76	3	6.0	4	8.0	—	7/63	56.9
Darragh	29	11	71	37.9	2.45	0	0.0	2	6.9	—	5/36	17.5
Simpson	2	0	0	0.0	0.00	0	0.0	0	0.0	0	0/0	39.6
BILLS	402	213	2916	53.0	7.25	13	3.2	26	6.5	48	53/486	60.3
OPPONENTS	338	157	2334	46.4	6.91	15	4.4	11	3.3	72t	31/246	70.8



# 1971 SEASON STATISTICS

1-13 | 5TH IN AFC EAST | HEAD COACH HARVEY JOHNSON

Date	W/L Score	Opponent	Attendance
9/19	L 37-49	Dallas	46,206
9/26	L 14-29	Miami	45,139
10/3	L 0-19	at Minnesota	47,900
10/10	L 0-43	Baltimore	46,206
10/17	L 17-28	at NY Jets	61,498
10/23	L 3-20	at San Diego	49,261
10/31	L 23-28	St. Louis	40,040
11/7	L 0-34	at Miami	61,061
11/14	L 33-38	at New England	57,446
11/21	L 7-20	NY Jets	41,577
11/28	W 27-20	New England	27,166
12/5	L 0-24	at Baltimore	58,476
12/12	L 14-20	Houston	28,107
12/19	L 9-22	at Kansas City	48,121

## TOTAL FIRST DOWNS

Rushing	185	250
Passing	68	135
Penalty	96	101
3rd Down: Made/Att	21	14
3rd Down Pct.	—	—
4th Down: Made/Att	—	—
4th Down: Pct.	—	—

## POSSESSION AVG.

TOTAL NET YARDS	3326	4604
Avg per Game	237.6	328.9
Total Plays	770	895
Avg per Play	4.3	5.1

## NET YARDS RUSHING

Avg per Game	1337	2496
Total Rushes	95.5	178.3
	320	562

## NET YARDS PASSING

Avg per Game	1989	2108
Sacked/Yards Lost	142.1	150.6
Gross Yards	49/421	30/225
Att./Completions	2410	2333
Completion Pct.	401/202	303/157
Had Intercepted	50.4	51.8
	32	11

## PUNTS/AVERAGE

NET PUNTING AVG.	75/40.9	66/39.0
------------------	---------	---------

## NET PUNTING AVG.

PENALTIES/YARDS	33.3	—
-----------------	------	---

## PENALTIES/YARDS

FUMBLES/BALL LOST	74/691	89/883
-------------------	--------	--------

## FUMBLES/BALL LOST

TOUCHDOWNS	33/16	17/11
------------	-------	-------

## TOUCHDOWNS

Rushing	21	45
Passing	6	21
Returns	12	20
	3	4

## SCORE BY PERIOD

BILLS	Q1	Q2	Q3	Q4	OT	PTS
OPPONENTS	38	62	43	41	0	184
	82	110	83	119	0	394

## SCORING

TD	Ru	Pa	Rt	K-PAT	FG	S	Pts
Leyboldt	0	0	0	12	9	15	0 39
Briscoe	5	0	5	0	0	0	0 30
Simpson	5	5	0	0	0	0	0 30
Guthrie	0	0	0	8	9	3	10 0 17
I. Hill	2	0	1	1	0	0	0 0 12
J.D. Hill	2	0	2	0	0	0	0 0 12
Moses	2	0	2	0	0	0	0 0 12
James	1	0	0	1	0	0	0 0 6
G. Jones	1	0	1	0	0	0	0 0 6
Koy	1	0	1	0	0	0	0 0 6
Patrick	1	1	0	0	0	0	0 0 6
Wyatt	1	0	1	0	0	0	0 0 6
E. Chandler	0	0	0	0	0	0	0 0 1
BILLS	21	6	12	3	20	21	12/25 1 184
OPP	45	21	20	4	45	25/38	3 94

## SACKS:

Cowlings 7.5, Snowden 5.5, Guidry 5.0, Tatarek 4.0, McBath 2.0, Andrews 1.5, Dunaway 1.0, Gant 1.0, Richardson 1.0, Hurston 0.5, Team 1.0

BILLS: 30.0

OPPONENTS: 49.0

## RUSHING

No.	Yds	Avg	Long	TD	
Simpson	183	742	4.1	46†	5
Patrick	79	332	4.2	41	1
Braxton	21	84	4.0	14	0
Shaw	14	82	5.9	12	0
G. Jones	16	53	3.3	11	0
Harris	6	42	7.0	13	0
J.D. Hill	1	2	2.0	2	0
BILLS	320	1337	4.2	46†	6
OPP	562	2496	4.4	45†	21

## RECEIVING

No.	Yds	Avg	Long	TD	
Briscoe	44	603	13.7	75†	5
Patrick	36	327	9.1	62	0
Moses	23	470	20.4	73†	2
Simpson	21	162	7.7	38	0
Braxton	18	141	7.8	25	0
G. Jones	16	113	7.1	21	1
White	13	130	10.0	21	0
J.D. Hill	11	216	19.6	47†	2
Koy	10	133	13.3	22	1
B. Chandler	5	60	12.0	20	0
I. Hill	5	55	11.0	26†	1
BILLS	202	2410	11.9	75†	12
OPP	157	2333	14.9	80†	20

## INTERCEPTIONS

No.	Yds	Avg	Long	TD	
James	4	25	6.3	25	0
Pitts	2	12	6.0	12	0
Wyatt	1	30	30.0	30	0
E. Chandler	1	13	13.0	13	0
Guidry	1	13	13.0	13	0
Andrews	1	0	0.0	0	0
Richardson	1	0	0.0	0	0
BILLS	11	93	8.5	30	0
OPP	32	418	13.1	53	3

## PUNTING

No.	Yds	Avg	Net	Tb	In	Lg	B
S. Jones	72	2966	41.2	—	6	10	62 1
Chapple	3	101	33.7	—	0	0	47 0
BILLS	75	3067	40.9	33.3	6	10	62 1
OPP	66	2575	39.0	—	—	—	62—

## PUNT RETURNS

Ref	FC	Yds	Avg	Long	TD	
I. Hill	14	2	133	9.5	68†	1
Wyatt	23	3	188	8.2	61†	1
Beamer	7	5	22	3.1	10	0
Allen	0	1	0	0.0	0	0
BILLS	44	11	343	7.8	68†	2
OPP	40	16	446	11.2	50	0

## KICKOFF RETURNS

No.	Yds	Avg	Long	TD	
Wyatt	30	762	25.4	39	0
Beamer	20	394	19.7	44	0
I. Hill	12	280	23.3	36	0
Braxton	5	90	18.0	28	0
Simpson	4	107	26.8	43	0
Kindig	2	16	8.0	8	0
G. Jones	1	24	24.0	24	0
BILLS	74	1673	22.6	44	0
OPP	42	971	23.1	60	0

## FIELD GOALS

1-19	20-29	30-39	40-49	50+	
Leyboldt	3-3	0-2	1-1	5-6	0-3
Guthrie	0-0	0-1	1-2	1-5	1-2
BILLS	3-3	0-3	2-3	11-1	1-5
OPP	7-7	3-5	4-11	6-14	0-1

Guthrie: (40G, 49N)(44N)(49B)(49N)(51G)(35N, 22B, 36G, 48N)

Leyboldt: ( ) (50N)(17G, 48G, 17G, 12G)(28N, 40N)(49N, 48G, 41G)(22N, 55B)( ) (45G, 31G, 49G) OPPONENTS: ( ) (15G, 46G, 13G, 9G, 48G, 35B) (44B, 40G)(42G, 28G)(37N)(9G, 10G)(34B) (48G, 24G)(38G)(42N, 33N, 37G, 31G)(40G, 17G) (39N, 37N, 29N, 13G)(44G, 38N, 44G, 53N)(48G, 2 3G, 25N, 48G, 45G, 47N, 34G)

## USUAL STARTERS

### OFFENSE

WR	25	Haven Moses
LT	62	Lever Carr (7)
	68	Willie Young (7)
LG	61	Jim Reilly
C	51	Bruce Jarvis
RG	67	Joe O' Donnell (7)
	62	Lever Carr (7)
RT	74	Donnie Green
TE	80	Jan White
WR	86	Marlin Briscoe
RB	30	Wayne Patrick
RB	32	OJ Simpson
QB	16	Dennis Shaw

### DEFENSE

LE	82	Al Cowlings
LT	78	Jim Dunaway
RT	71	Bob Tatarek
RE	75	Cal Snowden
LLB	59	Paul Guidry
MLB	52	Edgar Chandler
RLB	56	Al Andrews
LCB	20	Robert James
RCB	41	Alvin Wyatt
LS	48	John Pitts
RS	47	Pete Richardson (7)
	21	Jackie Allen (7)

## PASSING

	Att	Cmp	Yds	Cmp%	Yds/Att	TD	TD%	Int	Int%	Long	Sack/Lost	Rating
Shaw	291	149	1813	51.2	6.23	11	3.8	26	8.9	75†	33/276	46.1
Harris	103	51	512	49.5	4.97	1	1.0	6	5.8	62	16/145	43.0
Briscoe	2	1	36	50.0	18.00	0	0.0	0	0.0	36	0/0	95.8
Braxton	3	1	49	33.3	16.33	0	0.0	0	0.0	49	0/0	81.9
Simpson	2	0	0	0.0	—	0	0.0	0	0.0	0	0/0	39.6
BILLS	401	202	2410	50.4	6.01	12	3.0	32	8.0	75†	49/421	45.8
OPPONENTS	303	157	2333	51.8	7.70	20	6.6	11	3.6	80†	30/225	84.0



# 1972 SEASON STATISTICS

4-9-1 | 4TH IN AFC EAST | HEAD COACH LOU SABAN

Date	W/L Score	Opponent	Attendance
9/17	L 24-41	NY Jets	46,206
9/24	W 27-20	San Francisco	45,845
10/1	L 0-17	Baltimore	46,206
10/8	W 38-14	New England	41,749
10/15	L 16-28	at Oakland	53,501
10/22	L 23-24	at Miami	80,010
10/29	L 21-38	Pittsburgh	45,882
11/5	L 16-30	Miami	46,206
11/12	L 3-41	at NY Jets	62,853
11/19	W 27-24	at New England	60,999
11/26	L 10-27	at Cleveland	70,104
12/3	L 7-35	at Baltimore	55,390
12/10	T 21-21	Detroit	41,583
12/17	W 24-17	at Washington	53,039

TOTAL FIRST DOWNS	BUF	OPP
Rushing	221	249
Passing	104	125
Penalty	98	95
3rd Down: Made/Att	19	29
3rd Down Pct.	69/198	78/186
4th Down: Made/Att	34.5	41.9
4th Down: Pct.	—	—

POSSESSION AVG. — —

TOTAL NET YARDS	BUF	OPP
Avg per Game	3733	4183
Total Plays	266.6	298.8
Avg per Play	877	862
	4.3	4.9

NET YARDS RUSHING	BUF	OPP
Avg per Game	2132	2232
Total Rushes	152.3	159.4
	512	532

NET YARDS PASSING	BUF	OPP
Avg per Game	1601	1951
Sacked/Yards Lost	114.4	139.4
Gross Yards	49/411	22/197
Att./Completions	2012	2148
Completion Pct.	316/164	308/131
Had Intercepted	51.9	42.5
	24	23

PUNTS/AVERAGE 80/38.8 65/39.5

NET PUNTING AVG. 33.7 —

PENALTIES/YARDS 87/900 78/685

FUMBLES/BALL LOST 29/15 20/8

TOUCHDOWNS	BUF	OPP
Rushing	30	47
Passing	11	26
Returns	16	19
	3	2

SCORE BY PERIOD	Q1	Q2	Q3	Q4	OT	PTS
BILLS	35	95	38	89	0	257
OPPONENTS	79	92	89	117	0	377

SCORING	TD	R	Pa	Rt	K-PAT	FG	S	Pts
Leyboldt	0	0	0	0	29/30	16/24	0	77
Braxton	6	5	1	0	0/0	0/0	0	36
Simpson	6	6	0	0	0/0	0/0	0	36
Hill	5	0	5	0	0/0	0/0	0	30
Chandler	5	0	5	0	0/0	0/0	0	30
White	2	0	2	0	0/0	0/0	0	12
Greene	1	0	0	1	0/0	0/0	0	6
Jackson	1	0	1	0	0/0	0/0	0	6
Lee	1	0	0	1	0/0	0/0	0	6
Moses	1	0	1	0	0/0	0/0	0	6
Patrick	1	0	1	0	0/0	0/0	0	6
Wyatt	1	0	0	1	0/0	0/0	0	6
BILLS	30	11	16	3	29/30	16/24	257	
OPP	47	26	19	2	47/47	16/27	377	

SACKS: Patulski 5.0, Cowlings 4.0, Croft 3.5, Guidry 3.0, Washington 2.5, Tyler 1.0, Wyatt 1.0, Greene 1.0, Lee 1.0  
BILLS: 22.0  
OPPONENTS: 49.0

RUSHING	No.	Yds	Avg	Long	TD
Simpson	292	1251	4.3	94t	6
Braxton	116	453	3.9	21	5
Patrick	35	130	3.7	9	0
Shaw	35	138	3.9	16	0
Jackson	17	57	3.4	15	0
Chandler	3	27	9.0	16	0
Hart	5	19	3.8	16	0
Taliaferro	5	19	3.8	14	0
Jones	2	18	9.0	10	0
Hill	1	11	11.0	11	0
Koy	1	9	9.0	9	0
BILLS	512	2132	4.2	94t	11
OPP	532	2232	4.2	33	26

RECEIVING	No.	Yds	Avg	Long	TD
Hill	52	754	14.5	58t	5
Chandler	33	528	16.0	43t	5
Simpson	27	198	7.3	25	0
Braxton	24	232	9.7	25	1
White	12	148	12.3	18	2
Patrick	8	42	5.3	10	1
Moses	3	60	20.0	25t	1
Jackson	2	21	10.5	13t	1
Harrison	1	16	16.0	16	0
Koy	1	9	9.0	9	0
Washington	1	4	4.0	4	0
BILLS	164	2012	12.3	58t	16
OPP	131	2148	16.4	63t	19

INTERCEPTIONS	No.	Yds	Avg	Long	TD
Lee	6	155	25.8	61	1
Tyler	4	61	15.3	27	0
Wyatt	4	52	13.0	49t	1
Greene	3	45	15.0	39t	1
Farley	1	42	42.0	42	0
Pitts	1	10	10.0	10	0
Washington	1	4	4.0	4	0
Guidry	1	0	0.0	0	0
James	1	0	0.0	0	0
Stratton	1	0	0.0	0	0
BILLS	23	369	16.0	61	3
OPP	24	205	8.5	36	1

PUNTING	No.	Yds	Avg	Net	TB	In	Lg	B
Jones	80	3104	38.8	33.7	4	15	67	1
BILLS	80	3104	38.8	33.7	4	15	67	1
OPP	65	2570	39.5	—	—	—	55	0

PUNT RETURNS	Ret	FC	Yds	Avg	Long	TD
Wyatt	11	5	85	7.7	27	0
Cole	7	6	35	5.0	12	0
Hill	4	1	24	6.0	12	0
Greene	2	4	18	9.0	9	0
Harrison	1	2	2	2.0	2	0
BILLS	25	18	164	6.6	27	0
OPP	39	16	329	8.4	65	1

KICKOFF RETURNS	No.	Yds	Avg	Long	TD
Wyatt	17	432	25.4	43	0
Cole	16	415	25.9	51	0
Greene	15	378	25.2	66	0
Koy	5	63	12.6	25	0
Selfridge	3	36	12.0	16	0
Hill	2	32	16.0	26	0
Simpson	1	21	21.0	21	0
Braxton	1	12	12.0	12	0
BILLS	60	1389	23.2	66	0
OPP	29	643	22.2	82	0

FIELD GOALS	1-19	20-29	30-39	40-49	50+
Leyboldt	2-2	4-5	6-7	4-9	0-1
BILLS	2-2	4-5	6-7	4-9	0-1
OPP	3-3	4-4	6-9	2-10	1-1

Leyboldt: (48G)(32G,22G,35N)(42G)(11N)  
(47N,32G,31G,22G)(35G,34G,45G)(47N)  
(27N,28G)(9G)(44G,45G)(38G)(51N)(43N,41N)  
(23N)  
OPPONENTS: (35G,11G)(47G,35N,20G)  
(43N,30G,30N,45N)(140N)(54G)(29G)  
(33G,17G,16G)(26G,25G)(39N,36G)(33G,49G)  
(48N,47N)(48N,43N)(35G,49N)

## USUAL STARTERS

OFFENSE	WR	LT	LG	C	RG	RT	TE	WR	RB	RB	QB
J.D. Hill											
Dave Foley											
Reggie McKenzie											
Remi Prudhomme											
Robert Penchon											
Donnie Green											
Jan White											
Bob Chandler											
Jim Braxton											
OJ Simpson											
Dennis Shaw											

## DEFENSE

LE	LT	RT	RE	LLB	MLB	56	RLB	LCB	RCB	LS	43	RS	47
Walt Patulski													
Don Croft													
Jerry Patton													
Al Cowlings													
Paul Guidry													
Dick Cunningham (7)													
Ken Lee (6)													
Mike Stratton													
Robert James													
Tony Greene													
Maurice Tyler													
Leon Garror													

PASSING	Att	Cmp	Yds	Cmp%	Yds/Att	TD	TD%	Int	Int%	Long	Sack/Lost	Rating
Shaw	258	136	1666	52.7	6.45	14	5.4	17	6.6	58t	37/320	63.5
Taliaferro	33	16	176	48.5	5.33	1	3.0	4	12.1	24	6/48	35.2
Hart	15	6	53	40.0	3.53	0	0.0	3	20.0	13	5/32	10.6
Simpson	8	5	113	62.5	14.13	1	12.5	0	0.0	34	1/11	145.8
Jones	2	1	4	50.0	2.00	0	0.0	0	0.0	4	0/0	56.3
BILLS	316	164	2012	51.9	6.37	16	5.1	24	7.6	58t	49/411	57.1
OPPONENTS	308	131	2148	42.5	6.97	19	6.2	23	7.5	63t	22/197	56.0



# 1973 SEASON STATISTICS

9-5 | 2ND IN AFC EAST | HEAD COACH LOU SABAN

Date	W/L Score	Opponent	Attendance
9/16	W 31-13	at New England	56,119
9/23	L 7-34	at San Diego	47,588
9/30	W 9-7	NY Jets	77,425
10/7	W 27-26	Philadelphia	72,364
10/14	W 31-13	Baltimore	78,875
10/21	L 6-27	at Miami	65,241
10/29	W 23-14	Kansas City	76,071
11/4	L 0-13	at New Orleans	74,770
11/11	L 13-16	Cincinnati	76,927
11/18	L 0-17	Miami	77,138
11/25	W 24-17	at Baltimore	52,250
12/2	W 17-6	at Atlanta	54,607
12/9	W 37-13	New England	72,740
12/16	W 34-14	at NY Jets	47,740

TOTAL FIRST DOWNS	BUF	OPP
Rushing	219	231
Passing	152	101
Penalty	60	112
3rd Down: Made/Att	7	18
3rd Down Pct.	77/195	65/185
4th Down: Made/Att	39.5	35.1
4th Down: Pct.	—	—

POSSESSION AVG.	—	—
TOTAL NET YARDS	4085	3915
Avg per Game	291.8	279.6
Total Plays	849	855
Avg per Play	4.8	4.6

NET YARDS RUSHING	3088	1797
Avg per Game	220.6	128.4
Total Rushes	605	455

NET YARDS PASSING	997	2118
Avg per Game	71.2	151.3
Sacked/Yards Lost	31/239	32/276
Gross Yards	1236	2394
Att./Completions	213/96	368/166
Completion Pct.	45.1	45.1
Had Intercepted	14	14

PUNTS/AVERAGE	66/40.3	63/39.8
---------------	---------	---------

NET PUNTING AVG.	34.7	—
------------------	------	---

PENALTIES/YARDS	75/744	53/485
-----------------	--------	--------

FUMBLES/BALL LOST	27/13	30/19
-------------------	-------	-------

TOUCHDOWNS	28	25
Rushing	20	11
Passing	4	12
Returns	4	2

SCORE BY PERIOD	Q1	Q2	Q3	Q4	OT	PTS
BILLS	64	71	61	63	0	259
OPPONENTS	58	84	38	50	0	230

SCORING	TD	Ru	Pa	Rt	K-PAT	FG	S	Pts
Leyboldt	0	0	0	27/27	21/30	0	90	
Simpson	12	12	0	0/0	0/0	0	72	
Braxton	4	4	0	0/0	0/0	0	24	
Chandler	3	0	3	0/1	0/0	0	18	
Watkins	3	2	1	0/0	0/0	0	19	
Ferguson	2	2	0	0/0	0/0	0	12	
Francis	2	0	2	0/0	0/0	0	12	
Cahill	1	0	0	0/0	0/0	0	6	
Harrison	1	0	0	0/0	0/0	0	6	
BILLS	28	20	4	4	28/28	21/30	259	
OPP	25	11	2	2	23/25	19/34	230	

**SACKS:** Edwards 8.5, Patulski 7.0, Patton 6.0, Kadish 3.5, Winans 2.0, Hagen 1.0, Lewis 1.0, Okoniewski 1.0, Skorupan 1.0, Others 1.0  
**BILLS:** 32.0  
**OPPONENTS:** 31.0

RUSHING	No.	Yds	Avg	Long	TD
Simpson	332	2003	6.0	80t	12
Braxton	108	494	4.6	36	4
Watkins	98	414	4.2	17	2
Ferguson	48	147	3.1	24	2
Van Valkenberg	2	20	10.0	12	0
Cornell	4	13	3.3	7	0
Steve Jones	3	9	3.0	7	0
Shaw	4	2	0.5	1	0
Spike Jones	1	0	0.0	0	0
Chandler	5	-14	-2.8	18	0
BILLS	605	3088	5.1	80t	20
OPP	455	1797	3.9	45	11

RECEIVING	No.	Yds	Avg	Long	TD
Chandler	30	427	14.2	37t	3
Hill	29	422	14.6	42	0
Watkins	12	86	7.2	20	1
Seymour	10	114	11.4	22	0
Braxton	6	101	16.8	37	0
Simpson	6	70	11.7	24	0
R. Jarvis	1	12	12.0	12	0
Van Valkenberg	1	7	7.0	7	0
Ferguson	1	-3	-3.0	-3	0
BILLS	96	1236	12.9	42	4
OPP	166	2394	14.5	64	12

INTERCEPTIONS	No.	Yds	Avg	Long	TD
Harrison	5	117	23.4	38	1
Cheyunski	3	31	10.3	31	0
Kellerman	2	23	11.5	19	0
Walker	1	22	22.0	22	0
Garror	1	0	0.0	0	0
Greene	1	0	0.0	0	0
James	1	0	0.0	0	0
Stone	0	31	—	31	0
BILLS	14	224	16.0	38	1
OPP	14	149	10.6	25	0

PUNTING	No.	Yds	Avg	Net	TB	In	Lg	B
Spike Jones	66	2660	40.3	34.7	3	15	62	0
BILLS	66	2660	40.3	34.7	3	15	62	0
OPP	63	2507	39.8	—	—	—	60	1

PUNT RETURNS	Ref	FC	Yds	Avg	Long	TD
Walker	25	4	210	8.4	23	0
Cahill	4	1	71	17.8	51t	1
Chandler	2	4	5	2.5	3	0
Hill	1	0	-9	-9.0	-9	0
BILLS	32	9	277	8.7	51t	1
OPP	34	19	312	9.2	72t	1

KICKOFF RETURNS	No.	Yds	Avg	Long	TD
Francis	23	687	29.9	101t	2
Cahill	2	42	21.0	24	0
Steve Jones	6	116	19.3	22	0
Watkins	1	18	18.0	18	0
R. Jarvis	5	84	16.8	25	0
Parker	1	16	16.0	16	0
Greene	1	7	7.0	7	0
Carnell	1	2	2.0	2	0
Branton	1	0	0.0	0	0
Van Valkenberg	1	0	0.0	0	0
BILLS	42	972	23.1	101t	2
OPP	44	934	21.2	101t	1

FIELD GOALS	1-19	20-29	30-39	40-49	50+
Leyboldt	7-7	3-5	5-6	4-8	2-4
BILLS	7-7	3-5	5-6	4-8	2-4
OPP	6-6	6-9	4-7	2-8	1-4

Leyboldt: (44N,48G)(41N)(42N,39N,20G,42G)  
 (12G,47G)(52G)(11G,54N,50G)(52N,31G,17G,  
 8G,41N)( ) (21G,39G)(23G)(36G,25N,20G,45N)  
 (34G,34G,19G)(12G,11G)  
 OPPONENTS: (53N)(49N,23N)(39N)  
 (51G,22G,14G,54N,19G,26N)(19G,22G)(28G,47G)  
 ( ) (50N,42G,47N,24G)(35G,36G,47N,33G,33N)  
 (39G,41N,39N)(49N,43N,23N,27G)(26G,16G)  
 (14G,12G)( )

## USUAL STARTERS

OFFENSE		
WR	40	J.D. Hill
LT	78	Dave Foley
LG	67	Reggie McKenzie
C	51	Bruce Jarvis (8)
	53	Mike Montler (6)
RG	68	Joe DeLamielleure
RT	74	Donnie Green
TE	87	Paul Seymour
WR	81	Bob Chandler
RB	38	Larry Watkins
RB	32	OJ Simpson
QB	12	Joe Ferguson

## DEFENSE

LE	85	Walt Patulski
LT	77	Jerry Patton
RT	71	Mike Kadish
RE	73	Earl Edwards
LLB	55	John Skorupan
MLB	50	Jim Cheyunski
RLB	56	Richard Lewis
LCB	20	Robert James
RCB	28	Dwight Harrison
LS	24	Ernie Kellerman
RS	43	Tony Greene

PASSING	Att	Cmp	Yds	Cmp%	Yds/Att	TD	TD%	Int	Int%	Long	Sack/Lost	Rating
Ferguson	164	73	939	44.5	5.73	4	2.4	10	6.1	42	20/164	45.6
Shaw	46	22	300	47.8	6.52	0	0.0	4	8.7	40	11/75	32.8
Simpson	2	1	-3	50.0	-1.50	0	0.0	0	0.0	-3	0/0	56.3
Chandler	1	0	0	0.0	0.00	0	0.0	0	0.0	0	0/0	39.6
BILLS	213	96	1236	45.1	5.80	4	1.9	14	6.6	42	31/239	42.7
OPPONENTS	368	166	2394	45.1	6.51	12	3.3	14	3.8	64	32/276	62.0





# 1974 SEASON STATISTICS

9-5 | 2ND IN AFC EAST | HEAD COACH LOU SABAN

Date	W/L Score	Opponent	Attendance
9/16	W 21-20	Oakland	79,876
9/22	L 16-24	Miami	78,990
9/29	W 16-12	NY Jets	76,978
10/6	W 27-7	at Green Bay	56,267
10/13	W 27-14	at Baltimore	40,626
10/20	W 30-28	New England	78,935
10/27	W 16-6	Chicago	77,910
11/3	W 29-28	at New England	58,932
11/10	L 9-21	Houston	79,223
11/17	L 28-35	at Miami	69,313
11/24	W 15-10	at Cleveland	66,504
12/1	W 6-0	Baltimore	75,325
12/8	L 10-20	at NY Jets	32,805
12/15	L 14-19	at Los Angeles	84,324

**AFC DIVISIONAL PLAYOFF**  
 12/22 L 14-32 at Pittsburgh 48,321

	BUF	OPP
<b>TOTAL FIRST DOWNS</b>	220	219
Rushing	118	96
Passing	85	97
Penalty	17	26
3rd Down: Made/Att	68/184	77/199
3rd Down Pct.	37.0	38.7
4th Down: Made/Att	—	—
4th Down: Pct.	—	—

**POSSESSION AVG.** — —

	3586	3474
<b>TOTAL NET YARDS</b>		
Avg per Game	256.0	248.1
Total Plays	829	833
Avg per Play	4.3	4.2

	2094	1854
<b>NET YARDS RUSHING</b>		
Avg per Game	149.9	132.4
Total Rushes	545	491

	1492	1611
<b>NET YARDS PASSING</b>		
Avg per Game	106.6	115.7
Sacked/Yards Lost	33/236	32/287
Gross Yards	1728	1898
Att./Completions	251/128	311/146
Completion Pct.	51.0	46.9
Had Intercepted	15	20

**PUNTS/AVERAGE** 69/40.6 77/37.1

**NET PUNTING AVG.** 32.2 —

**PENALTIES/YARDS** 79/706 63/592

**FUMBLES/BALL LOST** 32/14 26/11

	30	32
<b>TOUCHDOWNS</b>		
Rushing	11	19
Passing	14	11
Returns	5	2

SCORE BY PERIOD		Q1	Q2	Q3	Q4	OT	PTS
BILLS		53	84	37	90	0	264
OPP		28	64	77	75	0	244

SCORING	TD	Ru	Pa	Rt	K-PAT	FG	S	PTS
Leyboldt	0	0	0	0	25/29	19/33	0	82
Hill	6	0	6	0	0/0	0/0	0	36
Rashad	6	0	4	2	0/0	0/0	0	36
Braxton	4	4	0	0	0/0	0/0	0	24
Simpson	4	3	1	0	0/0	0/0	0	24
Ferguson	2	2	0	0	0/0	0/0	0	12
Washington	2	0	0	2	0/0	0/0	0	12
Watkins	2	2	0	0	0/0	0/0	0	12
Chandler	1	0	1	0	0/0	0/0	0	6
Craig	1	0	0	1	0/0	0/0	0	6
Kadish	0	0	0	0	0/0	0/0	1	2
BILLS	30	11	14	5	25/30	19/33	1	264
OPP	32	19	11	2	28/32	8/15	2	244

**SACKS:** Kadish 7.5, Edwards 6.5, Patulski 5.5, Costa 2.5, Allen 2.0, Cornell 2.0, Washington 1.5, Craig 1.5, Cheyanski 1.0, Team 2.0  
**BILLS:** 33.0  
**OPPONENTS:** 33.0

RUSHING	No.	Yds	Avg	Long	TD
Simpson	270	1125	4.2	41†	3
Braxton	146	543	3.7	21†	4
Watkins	41	170	4.1	13	2
Ferguson	54	111	2.1	15	2
Calhoun	21	88	4.2	15	0
Hayman	7	31	4.4	8	0
Marangi	4	20	5.0	16	0
Mosley	2	6	3.0	4	0
BILLS	545	2094	3.9	41†	11
OPP	490	1869	3.8	75†	19

RECEIVING	No.	Yds	Avg	Long	TD
Rashad	36	433	12.0	29	4
Hill	32	572	17.9	55†	6
Braxton	18	171	9.5	15	0
Seymour	15	246	16.4	40†	2
Simpson	15	189	12.6	29†	1
Chandler	7	88	12.6	21	1
Calhoun	2	10	5.0	7	0
Jenkins	1	12	12.0	12	0
Watkins	1	7	7.0	7	0
Green	1	0	0.0	0	0
BILLS	128	1728	13.5	55†	14
OPP	146	1898	13.0	54	11

INTERCEPTIONS	No.	Yds	Avg	Long	TD
Greene	9	157	17.4	38	0
James	3	13	4.3	8	0
Washington	2	72	36.0	72†	1
Craig	1	55	55.0	55†	1
Krakau	1	37	37.0	37	0
Lewis	1	33	33.0	33	0
Harrison	1	24	24.0	24	0
Allen	1	16	16.0	16	0
Cheyanski	1	6	6.0	6	0
BILLS	20	413	20.7	72†	2
OPP	15	183	12.2	67†	1

PUNTING	No.	Yds	Avg	Net	TB	In	Lg	B
Bateman	34	1494	43.9	—	2	8	66	0
Jones	35	1305	37.3	—	6	10	56	0
BILLS	69	2799	40.6	32.2	8	18	66	0
OPP	77	2856	37.1	—	—	—	60	0

PUNT RETURNS	Ref	FC	Yds	Avg	Long	TD
Walker	43	2	384	8.9	52	0
Cahill	10	1	62	6.2	15	0
Hayman	2	0	13	6.5	11	0
Kern	1	0	1	1.0	1	0
Greene	0	1	—	—	—	0
BILLS	56	4	460	8.2	52	0
OPP	45	0	416	9.2	48	0

KICKOFF RETURNS	No.	Yds	Avg	Long	TD
Francis	37	947	25.6	74	0
Calhoun	6	90	15.0	25	0
Cornell	3	45	15.0	20	0
Cahill	1	26	26.0	26	0
Walker	1	20	20.0	20	0
Craig	1	0	0.0	0	0
Rashad	1	0	0.0	0	0
BILLS	50	1128	22.6	74	0
OPP	58	1349	23.2	53	0

FIELD GOALS	1-19	20-29	30-39	40-49	50+
Leyboldt	0-0	8-10	6-9	5-12	0-2
BILLS	0-0	8-10	6-9	5-12	0-2
OPP	0-0	3-3	2-2	3-7	0-3

Leyboldt: (47N, 46N)(22G, 23N)(21G)(48N)  
 (28G, 29N, 33G, 35N)(35G)(47G, 55N, 36N, 25G, 36G)  
 (45G, 20G, 46N, 47G)(32G, 28G, 48N, 22G)(40N, 58N)  
 (41G, 42G)(20G, 31G)(34N, 40N, 36G)( )  
**OPPONENTS:** (34G, 41G, 50N)(22G)(31G, 40G)(47N)  
 (42N)( ) (42G, 28G)(47N, 46N)( ) (54N)(31G)(52N)( ) ( )

**USUAL STARTERS**

**OFFENSE**

WR	40	J.D. Hill
LT	78	Dave Foley
LG	67	Reggie McKenzie
C	53	Mike Montler
RG	68	Joe DeLamielleure
RT	74	Donnie Green
TE	87	Paul Seymour
WR	27	Ahmad Rashad
RB	34	Jim Braxton
RB	32	OJ Simpson
QB	12	Joe Ferguson

**DEFENSE**

LE	85	Walt Patulski
LT	71	Mike Kadish
RT	73	Earl Edwards
RE	64	Dave Costa
LLB	86	Dave Washington (8)
	55	John Skorupan (6)
MLB	50	Jim Cheyanski
RLB	59	Doug Allen (8)
	56	Richard Lewis (6)
LCB	20	Robert James
RCB	28	Dwight Harrison
LS	42	Neal Craig
RS	43	Tony Greene

PASSING	Att	Cmp	Yds	Cmp%	Yds/Att	TD	TD%	Int	Int%	Long	Sack/Lost	Rating
Ferguson	232	119	1588	51.3	6.84	12	5.2	12	5.2	55†	32/235	69.0
Marangi	18	9	140	50.0	7.78	2	11.1	3	16.7	44†	1/1	73.6
Simpson	1	0	0	0.0	0.00	0	0.0	0	0.0	0	0/0	39.6
BILLS	251	128	1728	51.0	6.88	14	5.7	15	6.0	55†	33/236	67.3
OPPONENTS	311	146	1898	46.9	6.10	11	3.5	30	6.4	54	32/278	51.6



# 1975 SEASON STATISTICS

8-6 | 3RD IN AFC EAST | HEAD COACH LOU SABAN

Date	W/L Score	Opponent	Attendance
9/21	W 42-14	NY Jets	77,895
9/28	W 30-21	at Pittsburgh	49,348
10/5	W 38-14	Denver	79,864
10/12	W 38-31	at Baltimore	43,907
10/20	L 14-17	NY Giants	79,518
10/26	L 30-35	Miami	79,141
11/2	W 24-23	at NY Jets	58,343
11/9	L 35-42	Baltimore	77,320
11/17	L 24-33	at Cincinnati	56,666
11/23	W 45-31	New England	65,655
11/27	W 32-14	at St. Louis	41,899
12/7	L 21-31	at Miami	78,701
12/14	W 34-14	at New England	58,393
12/20	L 13-35	Minnesota	54,993

TOTAL FIRST DOWNS	318	300
Rushing	162	124
Passing	132	151
Penalty	24	25
3rd Down: Made/Att	98/197	87/190
3rd Down Pct.	49.7	45.8
4th Down: Made/Att	—	—
4th Down: Pct.	—	—

POSSESSION AVG.	—	—
TOTAL NET YARDS	5467	5073
Avg per Game	390.5	362.4
Total Plays	964	940
Avg per Play	5.7	5.4

NET YARDS RUSHING	2974	1993
Avg per Game	212.4	142.4
Total Rushes	588	480

NET YARDS PASSING	2493	3080
Avg per Game	178.1	220.0
Sacked/Yards Lost	22/168	30/275
Gross Yards	2661	3355
Att./Completions	354/182	431/237
Completion Pct.	51.4	55.0
Had Intercepted	19	25

PUNTS/AVERAGE	61/41.6	59/40.7
---------------	---------	---------

NET PUNTING AVG.	35.0	—
------------------	------	---

PENALTIES/YARDS	90/748	80/651
-----------------	--------	--------

FUMBLES/BALL LOST	24/15	42/20
-------------------	-------	-------

TOUCHDOWNS	57	47
Rushing	26	21
Passing	28	25
Returns	3	1

SCORE BY PERIOD	Q1	Q2	Q3	Q4	OT	PTS
BILLS	97	121	112	90	0	420
OPPONENTS	65	132	62	96	0	355

SCORING	TD	Ru	Pa	Rt	K-PAT	FG	S	Pts
Simpson	23	16	7	0	0/0	0/0	0	138
Braxton	13	9	4	0	0/0	0/0	0	78
Leypoldt	0	0	0	0.51/57	9/16	0	78	0
Hill	7	0	7	0	0/0	0/0	0	42
Chandler	6	0	6	0	0/0	0/0	0	36
Gant	2	0	2	0	0/0	0/0	0	12
Ferguson	1	1	0	0	0/0	0/0	0	6
Freeman	1	0	0	1	0/0	0/0	0	6
Holland	1	0	1	0	0/0	0/0	0	6
Kadish	1	0	0	1	0/0	0/0	0	6
Seymour	1	0	1	0	0/0	0/0	0	6
Toomay	1	0	1	0	0/0	0/0	0	6
BILLS	57	26	28	3	51/57	9/16	420	
OPP	47	21	25	1	46/47	9/16	355	

**SACKS:** Toomay 6.0, Edwards 5.0, Kadish 4.0, Patulski 4.0, Craft 3.0, Skorupan 3.0, Winans 2.0, Cornell 1.5, Ruud 1.0, Yeates 0.5  
**BILLS:** 30.0  
**OPP:** 22.0

RUSHING	No.	Yds	Avg	Long	TD
Simpson	329	1817	5.5	88†	16
Braxton	186	823	4.4	29	9
Ferguson	23	82	3.6	17	1
Calhoun	19	80	4.2	11	0
Marangi	7	78	11.1	30	0
Washington	9	49	5.4	9	0
Hayman	10	30	3.0	7	0
Haslerig	2	9	4.5	7	0
Chandler	2	5	2.5	5	0
Hill	1	1	1.0	1	0
BILLS	588	2974	5.1	88†	26
OPP	480	1993	4.2	56	21

RECEIVING	No.	Yds	Avg	Long	TD
Chandler	55	746	13.6	35	6
Hill	36	667	18.5	77†	7
Simpson	28	426	15.2	64†	7
Braxton	26	282	10.8	32	4
Seymour	19	268	14.1	32	1
Gant	9	107	11.9	19†	2
Holland	7	144	20.6	63	1
Washington	2	21	10.5	15	0
BILLS	182	2661	14.6	77†	28
OPP	237	3355	14.2	89†	25

INTERCEPTIONS	No.	Yds	Avg	Long	TD
Harrison	8	99	12.4	40	0
Greene	6	81	13.5	37	0
Jones	3	13	4.3	13	0
Thomas	2	74	37.0	58	0
Freeman	2	44	22.0	30†	1
Toomay	1	44	44.0	44†	1
Ford	1	19	19.0	19	0
Krakau	1	2	2.0	2	0
Skorupan	1	0	0.0	0	0
BILLS	25	376	15.0	58	2
OPP	19	262	13.8	54	0

PUNTING	No.	Yds	Avg	Net	TB	In	Lg	B
Bateman	61	2536	41.6	35.0	11	15	74	2
BILLS	61	2536	41.6	35.0	11	15	74	2
OPP	59	2399	40.7	—	—	—	71	0

PUNT RETURNS	Ret	FC	Yds	Avg	Long	TD
Hayman	25	8	216	8.6	30	0
Holland	7	5	53	7.6	13	0
Jones	1	1	9	9.0	9	0
BILLS	33	14	278	8.4	30	0
OPP	29	7	179	6.2	24	0

KICKOFF RETURNS	No.	Yds	Avg	Long	TD
Washington	35	923	26.4	59	0
Hayman	8	179	22.4	34	0
McKinney	6	151	25.2	37	0
Schnarr	4	80	20.0	27	0
Holland	4	67	16.8	25	0
Cornell	3	38	12.7	16	0
McKenzie	1	15	15.0	15	0
Ruud	1	4	4.0	4	0
BILLS	62	1457	23.5	59	0
OPP	64	1496	23.4	74	0

FIELD GOALS	1-19	20-29	30-39	40-49	50+
Leypoldt	0-1	1-1	5-6	3-7	0-1
BILLS	0-1	1-1	5-6	3-7	0-1
OPP	2-2	3-3	2-4	2-7	0-0

Leypoldt: ( ) [37G] [39G] [44G] [19N, 50N] [45G, 45N] [40G] ( ) [28G] [28G, 43N] [47N, 30G, 33G] ( ) [31N] [42N]  
 OPPONENTS: ( ) [42N] ( ) [39N, 19G] [40N, 47N, 37G] ( ) [42G, 41G, 31G] ( ) [37N, 28G, 18G] [42N, 34G] [48N] [20G] ( ) ( )

### USUAL STARTERS

OFFENSE		
WR	81	Bob Chandler
LT	78	Dave Foley
LG	67	Reggie McKenzie
C	53	Mike Montler
RG	68	Joe DeLamielleure
RT	74	Donnie Green
TE	87	Paul Seymour
WR	40	J.D. Hill
RB	34	Jim Braxton
RB	32	OJ Simpson
QB	12	Joe Ferguson

### DEFENSE

LE	85	Walt Patulski
LT	71	Mike Kadish
RT	73	Earl Edwards
RE	65	Pat Toomay
LLB	55	John Skorupan
MLB	52	Merv Krakau
RLB	30	Bo Cornell
LCB	43	Tony Greene
RCB	28	Dwight Harrison
LS	26	Ed Jones
RS	22	Steve Freeman

PASSING	Att	Cmp	Yds	Cmp%	Yds/Att	TD	TD%	Int	Int%	Long	Sack/Lost	Rating
Ferguson	321	169	2426	52.6	7.56	25	7.8	17	5.3	77†	20/153	81.4
Marangi	33	13	235	39.4	7.12	3	9.1	2	6.1	64†	2/15	69.5
BILLS	354	182	2661	51.4	7.52	28	7.9	19	5.4	77†	22/168	80.1
OPPONENTS	431	237	3355	55.0	7.78	25	5.8	25	5.8	89†	30/275	75.5



# 1976 SEASON STATISTICS

2-12 | 5TH IN AFC EAST | HEAD COACH LOU SABAN & JIM RINGO

Date	W/L Score	Opponent	Attendance
9/13	L 21-30	Miami	77,683
9/19	L 3-13	Houston	61,364
9/26	W 14-9	at Tampa Bay	44,505
10/3	W 50-17	Kansas City	51,909
10/10	L 14-17	at NY Jets	53,416
10/17	L 13-31	Baltimore	71,009
10/24	L 22-26	New England	45,144
10/31	L 14-19	NY Jets	41,285
11/7	L 10-20	at New England	61,157
11/15	L 10-17	at Dallas	51,779
11/21	L 13-34	San Diego	41,701
11/25	L 14-27	at Detroit	66,875
12/5	L 27-45	at Miami	43,475
12/12	L 20-58	at Baltimore	50,451

	BUF	OPP
<b>TOTAL FIRST DOWNS</b>	250	262
Rushing	135	128
Passing	102	110
Penalty	13	24
3rd Down: Made/Att	81/216	71/187
3rd Down Pct.	37.5	38.0
4th Down: Made/Att	—	—
4th Down: Pct.	—	—

	—	—
<b>POSSESSION AVG.</b>	—	—
<b>TOTAL NET YARDS</b>	4404	4730
Avg per Game	314.3	337.9
Total Plays	964	898
Avg per Play	4.6	5.3

	2566	2476
<b>NET YARDS RUSHING</b>	2566	2476
Avg per Game	183.3	176.9
Total Rushes	548	531

	1838	2254
<b>NET YARDS PASSING</b>	1838	2254
Avg per Game	131.3	161.0
Sacked/Yards Lost	33/246	28/210
Gross Yards	2084	2462
Att./Completions	383/156	337/163
Completion Pct.	40.7	48.4
Had Intercepted	17	19

	87/42.3	72/38.5
<b>PUNTS/AVERAGE</b>	87/42.3	72/38.5

	28.6	32.2
<b>NET PUNTING AVG.</b>	28.6	32.2

	91/797	92/704
<b>PENALTIES/YARDS</b>	91/797	92/704

	44/26	37/23
<b>FUMBLES/BALL LOST</b>	44/26	37/23

	30	41
<b>TOUCHDOWNS</b>	30	41
Rushing	11	19
Passing	16	18
Returns*	3	4

SCORE BY PERIOD	Q1	Q2	Q3	Q4	OT	PTS
BILLS	35	67	58	85	0	245
OPPONENTS	50	140	96	77	0	363

SCORING	TD	R	Pa	Rt	K-PAT	FG	S	Pts
Chandler	10	0	10	0	0/0	0/0	0	60
Jakowenko	0	0	0	0	21/24	12/17	0	57
Simpson	9	8	1	0	0/0	0/0	0	54
Gant	3	0	3	0	0/0	0/0	0	18
Holland	3	0	2	1	0/0	0/0	0	18
Marangi	2	2	0	0	0/0	0/0	0	12
Greene	1	0	0	1	0/0	0/0	0	6
Kinney	1	1	0	0	0/0	0/0	0	6
Moody	1	0	0	1	0/0	0/0	0	6
Ricardo	0	0	0	0	2/2	1/3	0	5
Leyboldt	0	0	0	0	3/3	0/3	0	3
BILLS	30	11	16	3	26/30	13/24	245	
OPP	41	19	18	4	39/41	26/30	363	

**SACKS:** Kadish 6.5, Williams 5.0, White 4.5, Smith 4.5, Krakau 3.0, Jilek 1.5, Jones 1.0, Nelson 1.0, Skorupan 1.0, Others 1.0  
**BILLS: 28.0**  
**OPPONENTS: 33.0**

RUSHING	No.	Yds	Avg	Long	TD
Simpson	290	1503	5.2	75t	8
Kinney	116	475	4.1	22	1
Marangi	39	230	5.9	21	2
Hooks	25	116	4.6	24	0
Ferguson	18	81	4.5	19	0
Washington	22	65	3.0	10	0
Ray	24	56	2.3	7	0
Powell	11	40	3.6	20	0
Braxton	1	0	0.0	0	0
Chandler	1	0	0.0	0	0
Edwards	1	0	0.0	0	0
BILLS	548	2566	4.7	75t	11
OPP	531	2476	4.7	59	19

RECEIVING	No.	Yds	Avg	Long	TD
Chandler	61	824	13.5	58t	10
Simpson	22	259	11.8	43	1
Seymour	16	169	10.6	22	0
Holland	15	299	19.9	58t	2
Kinney	14	78	5.6	15	0
Gant	12	263	21.9	39	3
Hooks	6	72	12.0	28	0
Washington	3	29	9.7	11	0
Ray	3	26	8.7	15	0
Edwards	2	53	26.5	46	0
Montler	1	6	6.0	6	0
Powell	1	6	6.0	6	0
BILLS	156	2084	13.4	58t	16
OPP	163	2462	15.2	53	18

INTERCEPTIONS	No.	Yds	Avg	Long	TD
Greene	5	135	27.0	101t	1
Moody	3	63	21.0	44	0
D. Jones	3	5	1.7	5	0
Jilek	2	33	16.5	28	0
Clark	2	21	10.5	21	0
Harrison	1	18	18.0	18	0
Skorupan	1	13	13.0	13	0
White	1	5	5.0	5	0
Krakau	1	0	0.0	0	0
BILLS	19	293	15.4	101t	1
OPP	17	246	14.5	40	0

PUNTING	No	Yds	Avg	Net	TB	In	Lg	B
Bateman	86	3678	42.7	28.6	14	17	78	1
BILLS	87	3678	42.3	28.6	14	17	78	0
OPP	72	2771	38.5	32.2	10	18	56	0

PUNT RETURNS	Ret	FC	Yds	Avg	Long	TD
Moody	16	8	166	10.4	67t	1
Hooks	11	3	45	4.1	12	0
Holland	4	2	11	2.8	8	0
Gaddis	1	0	6	6.0	6	0
Word	1	0	-8	-8.0	-8	0
BILLS	33	13	220	6.7	67t	1
OPP	46	2	378	19.1	89t	2

KICKOFF RETURNS	No.	Yds	Avg	Long	TD
Moody	26	605	23.3	41	0
Hooks	23	521	22.7	79	0
Powell	4	101	25.3	26	0
Holmes	4	90	22.5	26	0
Holland	4	62	15.5	19	0
Ruud	6	68	11.3	18	0
Washington	3	63	21.0	27	0
Word	2	36	18.0	19	0
Cornell	2	32	16.0	18	0
Gaddis	1	16	16.0	16	0
BILLS	75	1594	21.3	79	0
OPP	48	1204	25.1	74	0

FIELD GOALS	1-19	20-29	30-39	40-49	50+
Jakowenko	0-0	4-4	4-6	4-7	0-0
Ricardo	0-0	1-3	0-0	0-0	0-1
Leyboldt	0-0	0-0	0-3	0-0	0-0
BILLS	0-0	5-7	4-9	4-7	0-1
OPP	1-1	9-9	10-12	4-6	2-2

Jakowenko: (30G)(38N)(32G,44G)(46G,34N)  
 ( ) (31G)(44N,22G)(29G,42G)(41N,42N)(28G,49G)  
 (28G)(24G)  
 Ricardo: ( ) (50N,27G,27N,20N)  
 Leyboldt: (31N,39N,37N)  
 OPPONENTS: (25G,30G,20G)(54G,44N,28G)  
 (33G,24G,36N,19G)(33G)(37)(21G)(44G,32G)  
 (20G,35G)(46G,33G)(31N,43N)(35G,45G)  
 (22G,35G)(53G)(24G)(22G,36G)

### USUAL STARTERS

OFFENSE		
WR	80	John Holland (7)
	88	Reuben Gant (6)
LT	78	Fale Foley
LG	67	Reggie McKenzie
C	53	Mike Montler
RG	68	Joe DeLamielleure
RT	74	Donnie Green
TE	87	Paul Seymour
WR	81	Bob Chandler
FB	36	Jeff Kinney
RB	32	OJ Simpson
QB	12	Joe Ferguson (7)
	17	Gary Marangi (7)

DEFENSE		
LE	69	Ken Jones (7)
	77	Ben Williams (6)
LT	71	Mike Kadish
RT	79	Marty Smith
RE	83	Sherman White
LLB	55	John Skorupan
MLB	52	Merv Krakau
RLB	51	Dan Jilek
LCB	29	Mario Clark
RCB	28	Dwight Harrison
LS	24	Doug Jones
RS	43	Tony Greene

PASSING	Att	Cmp	Yds	Cmp%	Yds/Att	TD	TD%	Int	Int%	Long	Sack/Lost	Rating
Ferguson	151	74	1086	49.0	7.19	9	6.0	1	0.7	58t	11/80	90.0
Marangi	232	82	998	35.3	4.30	7	3.0	16	6.9	39	22/166	30.7
BILLS	383	156	2084	40.7	5.17	16	4.2	17	4.4	58t	33/246	54.0
OPPONENTS	337	163	2475	48.4	7.34	18	5.3	19	5.6	53	28/210	67.3



# 1977 SEASON STATISTICS

3-11 | T-4TH IN AFC EAST | HEAD COACH JIM RINGO

Date	W/L	Score	Opponent	Attendance
9/18	L	0-13	Miami	76,097
9/25	L	6-26	at Denver	74,897
10/2	L	14-17	at Baltimore	49,247
10/9	L	19-24	NY Jets	32,046
10/16	W	3-0	Atlanta	27,348
10/23	L	16-27	Cleveland	60,905
10/30	L	17-56	at Seattle	61,180
11/6	W	24-14	at New England	60,263
11/13	L	13-31	Baltimore	39,444
11/20	L	7-20	New England	27,598
11/28	L	13-34	at Oakland	51,558
12/4	L	0-10	Washington	22,975
12/11	W	14-10	at NY Jets	31,929
12/17	L	14-31	at Miami	39,626

TOTAL FIRST DOWNS	246	260
Rushing	93	134
Passing	141	98
Penalty	12	28
3rd Down: Made/Att	75/197	87/197
3rd Down Pct.	38.1	44.2
4th Down: Made/Att	—	—
4th Down: Pct.	—	—

POSSESSION AVG. — —

TOTAL NET YARDS	4391	4453
Avg per Game	313.6	318.1
Total Plays	944	922
Avg per Play	4.7	4.8

NET YARDS RUSHING	1861	2405
Avg per Game	132.9	171.8
Total Rushes	450	589

NET YARDS PASSING	2530	2048
Avg per Game	180.7	146.3
Sacked/Yards Lost	36/273	17/165
Gross Yards	2803	2213
Att./Completions	458/221	316/155
Completion Pct.	48.3	49.1
Had Intercepted	24	21

PUNTS/AVERAGE 83/38.9 73/36.2

NET PUNTING AVG. 29.2 28.3

PENALTIES/YARDS 87/866 71/638

FUMBLES/BALL LOST 36/20 21/12

TOUCHDOWNS	19	39
Rushing	3	21
Passing	12	17
Returns	4	1

SCORE BY PERIOD	Q1	Q2	Q3	Q4	OT	PTS
BILLS	41	39	33	47	0	160
OPPONENTS	57	113	81	62	0	313

SCORING	TD	Ru	Pa	Rt	K-PAT	FG	S	Pts
Long	0	0	0	0	13/14	7/11	0	34
Chandler	4	0	4	0	0/0	0/0	0	24
Kimbrough	3	0	2	1	0/0	0/0	0	18
Braxton	2	1	1	0	0/0	0/0	0	12
Ferguson	2	2	0	0	0/0	0/0	0	12
Gant	2	0	2	0	0/0	0/0	0	12
Piccone	2	0	2	0	0/0	0/0	0	12
O'Donoghue	0	0	0	0	4/5	2/6	0	10
Brown	1	0	1	0	0/0	0/0	0	6
Cornell	1	0	0	1	0/0	0/0	0	6
D. Jones	1	0	0	1	0/0	0/0	0	6
Moody	1	0	1	0	0/0	0/0	0	6
Greene	0	0	0	0	0/0	0/0	1	2
BILLS	19	3	12	4	17/19	9/17	1	160
OPP	39	21	17	1	37/39	14/21	3	133

SACKS: White 4.0, Kadish 3.5, Williams 3.5, Jilek 1.0, S. Nelson 1.0, Jones 1.0, Dokes 1.0, Krakau 1.0, Team 1.0

BILLS: 17.0

OPPONENTS: 36.0

RUSHING	No.	Yds	Avg	Long	TD
Simpson	126	557	4.4	39	0
Hooks	128	497	3.9	66	0
Braxton	113	372	3.3	12	1
Ferguson	41	279	6.8	41	2
Collier	31	116	3.7	15	0
Brown	8	34	4.3	9	0
Piccone	1	6	6.0	6	0
Bateman	1	0	0.0	0	0
Frankowiak	1	0	0.0	0	0
BILLS	450	1861	4.1	66	3
OPP	589	2405	4.1	60†	21

RECEIVING	No.	Yds	Avg	Long	TD
Chandler	60	745	12.4	31	4
Braxton	43	461	10.7	27	1
Gant	41	646	15.8	39	2
Piccone	17	240	14.1	25	2
Hooks	16	195	12.2	33	0
Simpson	16	138	8.6	18	0
Kimbrough	10	207	20.7	42	2
Holland	8	107	13.4	27	0
Brown	5	20	4.0	12†	1
Collier	3	23	7.7	11	0
Seymour	2	21	10.5	11	0
BILLS	221	2803	12.7	42	12
OPP	155	2213	14.3	67	17

INTERCEPTIONS	No.	Yds	Avg	Long	TD
Greene	9	144	16.0	47	0
Clark	7	151	21.6	43	0
D. Jones	2	30	15.0	24†	1
Harrison	2	0	0.0	0	0
Freeman	1	4	4.0	4	0
BILLS	21	329	15.7	47	1
OPP	24	326	13.6	49	0

PUNTING	No.	Yds	Avg	Net	TB	In	Lg	B
Bateman	81	3229	39.9	29.2	10	14	75	2
BILLS	83	3229	38.9	29.2	10	14	75	2
OPP	73	2646	36.2	28.3	10	16	61	—

PUNT RETURNS	Ret	FC	Yds	Avg	Long	TD
Moody	15	6	196	13.1	91†	1
Kimbrough	16	1	184	11.5	73†	1
Willis	1	1	0	0.0	0	0
Piccone	0	1	0	—	0	0
BILLS	32	9	380	11.9	91†	2
OPP	42	3	604	14.4	53	0

KICKOFF RETURNS	No.	Yds	Avg	Long	TD
Kimbrough	15	346	23.1	27	0
Moody	30	636	21.2	45	0
Piccone	4	89	22.3	26	0
Collier	4	55	13.8	19	0
Brown	3	66	22.0	34	0
Romes	1	18	18.0	18	0
B. Nelson	1	10	10.0	10	0
Dunstan	1	9	9.0	9	0
Frankowiak	1	9	9.0	9	0
BILLS	60	1238	20.6	45	0
OPP	40	814	19.9	93†	1

FIELD GOALS	1-19	20-29	30-39	40-49	50+
Long	0-0	2-2	2-3	3-6	0-0
O'Donoghue	0-0	1-2	1-2	0-1	0-1
BILLS	0-0	3-4	3-5	3-7	0-1
OPP	1-1	5-5	3-5	5-10	0-0

O'Donoghue: (50N,41N)( )|( )|(38N,24G)|(30G,27N)  
 Long: (41G)|(25G)|(30G)|(30G)|(45N,42N,26G,45G)  
 ( )|(33G,40G)|(45N,37N)( )|( )  
 OPPONENTS: (32G,37G)|(48G,26G)|(45G,44N)  
 (45G)|(44N)|(41G,27G,29N)( )|( )|(22G,30N)  
 (33G,44N,25G)|(46N)|(37N,19G)|(25G)|(48G)

## USUAL STARTERS

### OFFENSE

WR	89	Lou Piccone
LT	78	Dave Foley
LG	67	Reggie McKenzie
C	61	Willie Parker
RG	68	Joe DeLamielleure
RT	70	Joe Devlin
TE	87	Paul Seymour
WR	81	Bob Chandler
RB	34	Jim Braxton
RB	25	Roland Hooks (7)
	32	OJ Simpson (7)
QB	12	Joe Ferguson

### DEFENSE

LE	77	Ben Williams
LT	71	Mike Kadish
RE	76	Bill Dunstan
RT	83	Sherman White
LLB	59	Shane Nelson
MLB	52	Merv Krakau
RLB	51	Dan Jilek
LCB	29	Mario Clark
RCB	28	Dwight Harrison
FS	43	Tony Greene
SS	24	Doug Jones

PASSING	Att	Cmp	Yds	Cmp%	Yds/Att	TD	TD%	Int	Int%	Long	Sack/Lost	Rating
Ferguson	457	221	2803	48.4	6.13	12	2.6	24	5.3	42	36/273	54.6
Simpson	1	0	0	0.0	0.00	0	0.0	0	0.0	0	0/0	39.6
BILLS	458	221	2803	48.3	6.13	12	2.6	24	5.2	42	36/273	54.8
OPPONENTS	316	155	2213	49.1	7.00	17	5.4	21	6.6	67	17/165	62.7



# 1978 SEASON STATISTICS

5-11 | T-4TH IN AFC EAST | HEAD COACH CHUCK KNOX

Date	W/L Score	Opponent	Attendance
9/3	L 17-28	Pittsburgh	64,147
9/10	L 20-21	NY Jets	40,985
9/17	L 24-31	at Miami	48,373
9/24	W 24-17	Baltimore	55,270
10/1	W 28-13	Kansas City	47,310
10/8	L 14-45	at NY Jets	44,545
10/15	L 10-17	at Houston	47,727
10/22	W 5-0	Cincinnati	47,754
10/29	L 20-41	at Cleveland	51,409
11/5	L 10-14	New England	44,897
11/12	L 24-25	Miami	48,623
11/19	L 10-31	at Tampa Bay	61,383
11/26	W 41-17	NY Giants	28,496
12/3	L 10-14	at Kansas City	25,781
12/10	L 24-26	at New England	59,598
12/17	W 21-14	at Baltimore	25,415

	BUF	OPP
<b>TOTAL FIRST DOWNS</b>	274	305
Rushing	132	171
Passing	113	104
Penalty	29	30
3rd Down: Made/Att	88/213	98/209
3rd Down Pct.	41.3	46.9
4th Down: Made/Att	—	—
4th Down: Pct.	—	—

<b>POSSESSION AVG.</b>	—	—
------------------------	---	---

<b>TOTAL NET YARDS</b>	4630	5188
Avg per Game	289.4	324.3
Total Plays	974	1016
Avg per Play	4.8	5.1

<b>NET YARDS RUSHING</b>	2381	3228
Avg per Game	148.8	201.8
Total Rushes	556	677

<b>NET YARDS PASSING</b>	2249	1960
Avg per Game	140.6	122.5
Sacked/Yards Lost	30/254	22/196
Gross Yards	2503	2156
Att./Completions	388/203	317/167
Completion Pct.	52.3	52.7
Had Intercepted	17	14

<b>PUNTS/AVERAGE</b>	89/37.9	71/36.5
----------------------	---------	---------

<b>NET PUNTING AVG.</b>	30.9	30.3
-------------------------	------	------

<b>PENALTIES/YARDS</b>	120/1103	98/939
------------------------	----------	--------

<b>FUMBLES/BALL LOST</b>	34/17	27/16
--------------------------	-------	-------

<b>TOUCHDOWNS</b>	39	46
Rushing	15	23
Passing	21	20
Returns	3	3

<b>SCORE BY PERIOD</b>	Q1	Q2	Q3	Q4	OT	PTS
BILLS	41	96	43	122	0	302
OPPONENTS	69	118	89	78	0	354

<b>SCORING</b>	TD	R	Pa	Rt	K-PAT	FG	S	Pts
Dempsey	0	0	0	0	36/39	10/13	0	66
Lewis	7	0	0	0	0/0	0/0	0	42
Miller	7	7	0	0	0/0	0/0	0	42
Brown	5	4	0	1	0/0	0/0	1	32
Chandler	5	0	5	0	0/0	0/0	0	30
Gant	5	0	5	0	0/0	0/0	0	30
Hooks	3	2	1	0	0/0	0/0	0	18
D. Johnson	2	2	0	0	0/0	0/0	0	12
Piccone	2	0	2	0	0/0	0/0	0	12
Moody	1	0	0	1	0/0	0/0	0	6
Romes	1	0	0	1	0/0	0/0	0	6
Walton	1	0	1	0	0/0	0/0	0	6
BILLS	39	15	21	3	36/39	10/13	1	302
OPP	46	23	20	3	43/46	11/21	1	354

**SACKS:** Hardison 5.0, Sanford 5.0, White 4.0, Dokes 3.0, Williams 3.0, Graham 2.0  
**BILLS: 22.0**  
**OPPONENTS: 30.0**

<b>RUSHING</b>	No.	Yds	Avg	Long	TD
Miller	238	1060	4.5	60t	7
Brown	128	591	4.6	58t	4
Hooks	76	358	4.7	66	2
D. Johnson	55	222	4.0	30	2
Ferguson	27	76	2.8	12	0
Braxton	30	73	2.4	5	0
Gant	1	14	14.0	14	0
Jackson	1	-13	-13.0	-13	0
BILLS	556	2381	4.3	66	15
OPP	677	3228	4.8	71	23

<b>RECEIVING</b>	No.	Yds	Avg	Long	TD
Chandler	44	581	13.2	44	5
Lewis	41	735	17.9	92t	7
Gant	34	408	12.0	25	5
Miller	22	246	11.2	52	0
Brown	18	130	7.2	31	0
Hooks	15	110	7.3	21	1
D. Johnson	10	83	8.3	28	0
Piccone	7	71	10.1	15	2
Braxton	5	38	7.6	12	0
Walton	4	66	16.5	32t	1
Willis	2	41	20.5	23	0
Ferguson	1	-6	-6.0	-6	0
BILLS	203	2503	12.3	92t	21
OPP	167	2156	12.9	52	20

<b>INTERCEPTIONS</b>	No.	Yds	Avg	Long	TD
Clark	5	29	5.8	29	0
Nelson	3	69	23.0	40	0
Greene	3	56	18.7	29	0
Romes	2	95	47.5	85t	1
Sanford	1	41	41.0	41	0
BILLS	14	290	20.7	85t	1
OPP	17	219	12.9	40	1

<b>PUNTING</b>	No	Yds	Avg	Net	TB	In	Lg	B
Jackson	87	3373	38.8	30.9	9	19	70	2
BILLS	89	3373	37.9	30.9	9	19	70	2
OPP	71	2588	36.5	30.3	3	17	65	1

<b>PUNT RETURNS</b>	Ret	FC	Yds	Avg	Long	TD
Moody	19	5	240	12.6	82t	1
Piccone	14	4	88	6.3	13	0
Levenseller	3	0	35	11.7	15	0
Hooks	3	0	12	4.0	11	0
Brown	1	0	0	0.0	0	0
BILLS	40	9	375	9.4	82t	1
OPP	48	8	442	9.2	82t	1

<b>KICKOFF RETURNS</b>	No.	Yds	Avg	Long	TD
Brown	17	428	25.2	102t	1
Moody	18	371	20.6	35	0
D. Johnson	10	204	20.4	41	0
Hooks	7	124	17.7	25	0
Frankowiak	5	60	12.0	19	0
Powell	3	53	17.7	25	0
Piccone	3	51	17.0	26	0
Miller	1	17	17.0	17	0
Hutchinson	1	8	8.0	8	0
Willis	1	0	0.0	0	0
BILLS	66	1316	19.9	102t	1
OPPONENTS	58	1182	20.4	46	0

<b>FIELD GOALS</b>	1-19	20-29	30-39	40-49	50+
Dempsey	0-0	5-5	4-5	1-3	0-0
BILLS	0-0	5-5	4-5	1-3	0-0
OPPONENTS	0-0	6-9	1-5	4-7	0-0

Dempsey: (32G)( )(46G)(41N,21G)( )( )(33G)(43N,20G)( )(21G)(33G)(37G)(37N)(22G)(26G)( )  
 OPPONENTS: (49N)( )(49G)(21G)(42G,27G,36N)(38G)(23N,43G)( )( )(48N)(47G,24G)(28G,38N)(27G)(21B,35N,23B)(42N,21G)(36N)

<b>USUAL STARTERS</b>		
<b>OFFENSE</b>		
WR	82	Frank Lewis
LT	72/73	Ken Jones
LG	67	Reggie McKenzie
C	61	Willie Parker
RG	68	Joe DeLamielleure
RT	70	Joe Devlin
TE	88	Reuben Gant
WR	81	Bob Chandler
FB	47	Curtis Brown
RB	40	Terry Miller
QB	12	Joe Ferguson

<b>DEFENSE</b>		
LE	77	Ben Williams
LT	74	Dee Hardison
RT	85	Phil Dokes
RE	83	Sherman White
LLB	59	Shane Nelson
MLB	54/58	Randy McClanahan
RLB	57	Lucius Sanford
LCB	29	Mario Clark
RCB	26	Charles Romes
FS	43	Tony Greene

<b>PASSING</b>	Att	Cmp	Yds	Cmp%	Yds/Att	TD	TD%	Int	Int%	Long	Sack/Lost	Rating
Ferguson	330	175	2136	53.0	6.47	16	4.8	15	4.5	92t	29/243	70.5
Munson	43	24	328	55.8	7.62	4	9.3	2	4.7	43	0/0	91.8
Mays	15	4	39	26.7	2.60	1	6.7	0	0.0	19	1/11	61.9
BILLS	388	203	2503	52.3	6.45	21	5.4	17	4.4	92t	30/254	72.2
OPPONENTS	317	167	2156	52.7	6.80	20	6.3	14	4.4	52	22/196	77.0



# 1979 SEASON STATISTICS

7-9 | 4TH IN AFC EAST | HEAD COACH CHUCK KNOX

Date	W/L Score	Opponent	Attendance
9/2	L 7-9	Miami	69,441
9/9	W 51-24	Cincinnati	43,504
9/16	L 19-27	at San Diego	50,709
9/23	W 46-31	NY Jets	68,731
9/30	W 31-13	at Baltimore	31,904
10/7	L 0-7	Chicago	73,383
10/14	L 7-17	at Miami	45,597
10/21	L 13-14	Baltimore	50,581
10/28	W 20-17	at Detroit	61,911
11/4	L 6-26	New England	67,935
11/11	W 14-12	at NY Jets	50,647
11/18	W 19-12	Green Bay	39,679
11/25	W 16-13 (OT)	at New England	60,991
12/2	L 16-19	Denver	37,886
12/9	L 3-10	at Minnesota	42,339
12/16	L 0-28	at Pittsburgh	48,002

### TOTAL FIRST DOWNS

Rushing	83	137
Passing	147	117
Penalty	22	19
3rd Down: Made/Att	93/224	98/233
3rd Down Pct.	41.5	42.1
4th Down: Made/Att	—	—
4th Down: Pct.	—	—

### POSSESSION AVG.

TOTAL NET YARDS	4837	5011
Avg per Game	302.3	313.2
Total Plays	982	1022
Avg per Play	4.9	4.9

NET YARDS RUSHING	1621	2481
Avg per Game	101.3	155.1
Total Rushes	474	617
NET YARDS PASSING	3216	2530
Avg per Game	201.0	158.1
Sacked/Yards Lost	43/387	23/183
Gross Yards	3603	2713
Att./Completions	465/241	382/193
Completion Pct.	51.8	50.5
Had Intercepted	15	24

PUNTS/AVERAGE	96/38.2	92/38.2
---------------	---------	---------

NET PUNTING AVG.	30.2	31.2
------------------	------	------

PENALTIES/YARDS	104/887	106/788
-----------------	---------	---------

FUMBLES/BALL LOST	32/19	31/17
-------------------	-------	-------

TOUCHDOWNS	30	34
Rushing	11	18
Passing	14	14
Returns**	5	2

SCORE BY PERIOD	Q1	Q2	Q3	Q4	OT	PTS
BILLS	21	73	95	76	3	268
OPPONENTS	54	91	50	84	0	279

SCORING	Td	Ru	Pa	Rt	K-PAT	FG	S	Pts	
Mike-Mayer	0	0	0	17	18	20	29	0	77
Hooks	6	6	0	0	0	0	0	0	36
Brown	4	1	3	0	0	0	0	0	24
Butler	4	0	4	0	0	0	0	0	24
Collier	2	2	0	0	0	0	0	0	12
Gant	2	0	2	0	0	0	0	0	12
Lewis	2	0	2	0	0	0	0	0	12
Piccone	2	0	2	0	0	0	0	0	12
Dempsey	0	0	0	8	11	1/4	0	0	11
Ferguson	1	1	0	0	0	0	0	0	6
Freeman	1	0	0	1	0	0	0	0	6
Miller	1	1	0	0	0	0	0	0	6
Robertson	1	0	0	1	0	0	0	0	6
Romes	1	0	0	1	0	0	0	0	6
Sanford	1	0	0	1	0	0	0	0	6
Shipp	1	0	1	0	0	0	0	0	6
Smerlas	1	0	0	1	0	0	0	0	6
BILLS	30	11	14	5	25	30	21	33	268
OPP	34	18	14	2	27	34	16	31	279

**SACKS:** White 5.5, Hardison 4.5, Kadish 3.0, Nelson 3.0, Hutchinson 2.0, Smerlas 2.0, Hoslett 1.0, Robertson 1.0, Williams 1.0  
**BILLS:** 23.0  
**OPPONENTS:** 43.0

RUSHING	No.	Yds	Avg	Long	TD
Brown	172	574	3.3	25	1
Miller	139	484	3.5	75	1
Hooks	89	320	3.6	32†	6
Collier	34	130	3.8	22	2
Ferguson	22	68	3.1	15	1
Powell	10	29	2.9	9	0
Butler	2	13	6.5	12	0
D. Johnson	3	5	1.7	2	0
Mike-Mayer	1	4	4.0	4	0
Lewis	2	-6	-3.0	-1	0
BILLS	474	1621	3.4	75	11
OPP	617	2481	4.0	55†	18

RECEIVING	No.	Yds	Avg	Long	TD
Lewis	54	1082	20.0	55	2
Butler	48	834	17.4	75†	4
Brown	39	401	10.3	84†	3
Piccone	33	556	16.8	49	2
Hooks	26	254	9.8	42	0
Gant	19	245	12.9	22	2
Miller	10	111	11.1	52	0
Collier	7	43	6.1	19	0
Shipp	3	43	14.3	27	1
Fullton	2	34	17.0	18	0
BILLS	241	3603	15.0	84†	14
OPP	193	2713	14.1	73†	14

INTERCEPTIONS	No.	Yds	Avg	Long	TD
Nixon	6	81	13.5	43	0
Clark	5	95	19.0	36	0
Freeman	3	62	20.7	50†	1
Sanford	2	44	22.0	25	0
Robertson	2	29	14.5	23†	1
Hoslett	2	15	7.5	11	0
D. Greene	1	21	21.0	21	0
Nelson	1	13	13.0	13	0
T. Greene	1	10	10.0	10	0
Romes	1	0	0.0	0	0
BILLS	24	370	15.4	50†	2
OPP	15	161	10.7	30	0

PUNTING	No.	Yds	Avg	Net	TB	In	Lg	B
Jackson	96	3671	38.2	30.2	11	14	60	0
BILLS	96	3671	38.2	30.2	11	14	60	0
OPP	92	3512	38.2	31.2	16	20	62	1

PUNT RETURNS	Ret	FC	Yds	Avg	Long	TD
Moody	38	10	318	8.4	32	0
Piccone	0	1	0	—	0	0
BILLS	38	11	318	8.4	32	0
OPP	61	9	555	9.1	86†	1

KICKOFF RETURNS	No.	Yds	Avg	Long	TD
Moody	27	556	20.6	35	0
Miller	8	160	20.0	24	0
Collier	7	129	18.4	27	0
Powell	6	97	16.2	22	0
Willis	4	92	23.0	33	0
Brown	3	42	14.0	22	0
Piccone	3	41	13.7	17	0
Keating	1	14	14.0	14	0
BILLS	59	1131	19.2	35	0
OPP	54	1142	21.1	51	0

FIELD GOALS	1-19	20-29	30-39	40-49	50+
Mike-Mayer	0-0	8-8	8-10	4-11	0-0
Dempsey	1-1	0-0	0-2	0-1	0-0
BILLS	1-1	8-8	8-12	4-12	0-0
OPP	0-0	5-8	9-14	2-8	0-1

Dempsey: (47N,34N)(18G,36N)( )  
 Mike-Mayer: (23G,29G)(41G)( ) ( ) (44N,40G,37G)(23G,42G)(39G,40G,37N,49N,40N)( ) (41N,37G,34G,31G,32G)(29G,26G,29G)(41N,28G,32G,34G)(43N,24G)(36B,46N)  
 OPPONENTS: (34B,34G,37N)(24G)( ) (30G,37N)(26G,47N,33G)(28N,44N)( ) (29G,34B)( ) (40G,44B)(48N,49N,33G,37G)( ) (25G,32G)(47G,40B,32G)(22N,22G,28N,32G)(31G)(52B,38N)

### USUAL STARTERS

OFFENSE	WR	80	Jerry Butler
LT	72	Ken Jones	
LG	67	Reggie McKenzie	
C	61	Willie Parker	
RG	68	Joe DeLamielleure	
RT	70	Joe Devlin	
TE	88	Reuben Gant	
WR	82	Frank Lewis	
FB	47	Curtis Brown	
RB	40	Terry Miller	
QB	12	Joe Ferguson	

DEFENSE	LE	77	Ben Williams
NT	71	Mike Kadish	
RE	83	Sherman White	
OLB	58	Isiah Robertson	
ILB	55	Jim Haslett	
ILB	59	Shane Nelson	
OLB	57	Lucius Sanford	
LCB	29	Mario Clark	
RCB	26	Charles Romes	
FS	43	Tony Greene	
SS	22	Steve Freeman	

PASSING	Att	Cmp	Yds	Cmp%	Yds/Att	TD	TD%	Int	Int%	Long	Sack/Lost	Rating
Ferguson	458	238	3572	52.0	7.80	14	3.1	15	3.3	84†	43/387	74.5
Munson	7	3	31	42.9	4.42	0	0.0	0	0.0	0	0/0	56.3
BILLS	465	241	3603	51.8	7.75	14	3.0	15	3.2	84†	43/387	74.5
OPPONENTS	382	193	2713	50.5	7.10	14	3.7	24	6.3	73†	23/183	59.8



# 1980 SEASON STATISTICS

11-5 | 1ST IN AFC EAST | HEAD COACH CHUCK KNOX

Date	W/L Score	Opponent	Attendance
9/7	W 17-7	Miami	79,598
9/14	W 20-10	NY Jets	65,315
9/21	W 35-26	at New Orleans	51,154
9/28	W 24-7	Oakland	77,259
10/5	W 26-24	at San Diego	51,982
10/12	L 12-17	Baltimore	73,634
10/19	L 14-17	at Miami	41,636
10/26	W 31-13	New England	75,092
11/2	L 14-30	Atlanta	57,959
11/9	W 31-24	at NY Jets	45,677
11/16	W 14-0	at Cincinnati	40,836
11/23	W 28-13	Pittsburgh	79,659
11/30	L 24-28	at Baltimore	36,184
12/7	W 10-7(OT)	Los Angeles	77,133
12/14	L 2-24	at New England	58,324
12/21	W 18-13	at San Francisco	37,476

**AFC DIVISIONAL PLAYOFF**

1/3	L 14-20	at San Diego	52,028
-----	---------	--------------	--------

	BUF	OPP
<b>TOTAL FIRST DOWNS</b>	317	251
Rushing	134	109
Passing	157	120
Penalty	26	22
3rd Down: Made/Att	127/240	91/217
3rd Down Pct.	52.9	41.9
4th Down: Made/Att	—	—
4th Down: Pct.	—	—

**POSSESSION AVG.** — —

	4972	4101
<b>TOTAL NET YARDS</b>	4972	4101
Avg per Game	310.8	256.3
Total Plays	1084	952
Avg per Play	4.6	4.3

**NET YARDS RUSHING** 2222 1819

	138.9	113.7
Avg per Game	138.9	113.7
Total Rushes	603	486

**NET YARDS PASSING** 2750 2282

	171.9	142.6
Avg per Game	171.9	142.6
Sacked/Yards Lost	20/186	33/279
Gross Yards	2936	2561
Att./Completions	461/262	433/240
Completion Pct.	56.8	55.4
Had Intercepted	19	24

**PUNTS/AVERAGE** 74/38.2 82/39.3

**NET PUNTING AVG.** 31.1 34.2

**PENALTIES/YARDS** 90/731 97/805

**FUMBLES/BALL LOST** 36/22 37/20

**TOUCHDOWNS** 40 31

	17	14
Rushing	17	14
Passing	20	15
Returns**	3	2

**SCORE BY PERIOD** Q1 Q2 Q3 Q4 OT PTS

	54	104	55	104	3	320
BILLS	54	104	55	104	3	320
OPP	50	87	72	51	0	260

**SCORING** TD Ru Pa Rt K-PAT FG S Pts

	TD	Ru	Pa	Rt	K-PAT	FG	S	Pts
Mike-Mayer	0	0	0	0	37/39	13/23	0	76
Cribbs	12	11	1	0	0/0	0/0	0	72
Butler	6	0	6	0	0/0	0/0	0	36
Lewis	6	0	6	0	0/0	0/0	0	36
Brammer	4	0	4	0	0/0	0/0	0	24
Brown	3	3	0	0	0/0	0/0	0	18
Leaks	3	2	1	0	0/0	0/0	0	18
Freeman	1	0	0	1	0/0	0/0	0	6
Gant	1	0	1	0	0/0	0/0	0	6
Hooks	1	1	0	0	0/0	0/0	0	6
Jessie	1	0	1	0	0/0	0/0	0	6
Nixon	1	0	0	1	0/0	0/0	0	6
Sanford	1	0	0	1	0/0	0/0	0	6
Johnson	0	0	0	0	0/0	0/0	1	2
Simpson	0	0	0	0	0/0	0/0	1	2
BILLS	40	17	20	3	37/40	13/23	2	320
OPP	31	14	15	2	29/31	15/20	2	260

**SACKS:** Williams 12.0, Smerlas 6.5, White 5.0, Sanford 3.0, Haslett 2.0, Robertson 1.5, Kadish 1.0, Nelson 1.0, Clark 1.0

**BILLS:** 33.0

**OPPONENTS:** 20.0

**RUSHING** No. Yds Avg Long TD

	No.	Yds	Avg	Long	TD
Cribbs	306	1185	3.9	48	11
Brown	153	559	3.7	34	3
Leaks	67	219	3.3	15	2
Hooks	25	118	4.7	25	1
Ferguson	31	65	2.1	15	0
Miller	12	35	2.9	6	0
Manucci	3	29	9.7	17	0
Butler	1	18	18.0	18	0
Brammer	1	8	8.0	8	0
Humm	1	5	5.0	5	0
Jessie	1	-9	-9.0	-9	0
Cater	2	-10	-5.0	-1	0
BILLS	603	2222	3.7	48	17
OPP	486	1819	3.7	47	14

**RECEIVING** No. Yds Avg Long TD

	No.	Yds	Avg	Long	TD
Butler	57	832	14.6	69	6
Cribbs	52	415	8.0	21	1
Lewis	40	648	16.2	31	6
Brown	27	137	5.1	20	0
Brammer	26	283	10.9	36	4
Hooks	23	179	7.8	26	0
Gant	12	181	15.1	48	1
Leaks	8	57	7.1	18	1
Piccone	7	82	11.7	16	0
Jessie	4	56	14.0	20	1
Ferguson	3	41	13.7	19	0
Miller	3	25	8.3	15	0
BILLS	262	2936	11.2	69	20
OPP	240	2561	10.7	56	15

**INTERCEPTIONS** No. Yds Avg Long TD

	No.	Yds	Avg	Long	TD
Freeman	7	107	15.3	47	1
Nixon	5	81	16.2	50	1
Simpson	4	36	9.0	14	0
Romes	2	41	20.5	30	0
Robertson	2	39	19.5	39	0
Haslett	2	30	15.0	17	0
Clark	1	0	0.0	0	0
White	1	0	0.0	0	0
BILLS	24	334	13.9	50	2
OPP	19	193	10.2	48	1

**PUNTING** No Yds Avg Net TB In Lg B

	No	Yds	Avg	Net	TB	In	Lg	B
Cater	73	2828	38.7	31.1	16	12	61	1
BILLS	74	2828	38.2	31.1	16	12	61	1
OPP	82	3226	39.3	34.2	8	21	61	1

**PUNT RETURNS** Ret FC Yds Avg Long TD

	Ret	FC	Yds	Avg	Long	TD
Cribbs	29	7	154	5.3	16	0
Hooks	8	2	90	11.3	17	0
Piccone	2	3	15	7.5	8	0
BILLS	39	12	259	6.6	17	0
OPP	34	6	204	6.0	21	0

**KICKOFF RETURNS** No. Yds Avg Long TD

	No.	Yds	Avg	Long	TD
Miller	16	303	18.9	43	0
Brown	10	181	18.1	25	0
Owens	8	157	19.6	29	0
Hooks	7	109	15.6	35	0
Keating	3	38	12.7	16	0
Cribbs	2	39	19.5	20	0
Vogler	1	0	0.0	0	0
BILLS	47	827	17.6	43	0
OPP	52	1051	20.2	44	0

**FIELD GOALS** 1-19 20-29 30-39 40-49 50+

	0-0	4-4	4-9	5-9	0-1
Mike-Mayer	0-0	4-4	4-9	5-9	0-1
BILLS	0-0	4-4	4-9	5-9	0-1
OPP	0-0	5-5	3-6	6-8	1-1

Mike-Mayer: (40G)(47G,38G,47N)(51B)(30G)(48G,29G)(49G,20G)( ) (23G,39N)(37B)(30G,44N)(49N)( ) (35N,40G,47B)(38N,38N,30G)( ) (25G) OPPONENTS: ( ) (44G)(45G,47G)( ) (29G,30N)(21G,35N,49N)(23G)(41G,32G)(28G,50G,44G)(33G)( ) (36G,42G)( ) (39N)(40N,27G)( )

**USUAL STARTERS**

**OFFENSE**

	WR	LT	LG	C	RG	RT	TE	WR	FB	RB	QB
70	Jerry Butler	72	Ken Jones	67	Reggie McKenzie	53	Will Grant	69	Conrad Dabler	70	Joe Devlin
88	Reuben Gant	82	Frank Lewis	47	Curtis Brown	20	Joe Cribbs	12	Joe Ferguson		

**DEFENSE**

	LE	NT	RE	OLB	ILB	ILB	OLB	LCB	RCB	FS	SS
77	Ben Williams	76	Fred Smerlas	83	Sherman White	57	Lucius Sanford	55	Jim Haslett	59	Shane Nelson
58	Isiah Robertson	29	Mario Clark	26	Charles Romes	45	Bill Simpson	22	Steve Freeman		

PASSING	Att	Cmp	Yds	Cmp%	Yds/Att	TD	TD%	Int	Int%	Long	Sack/Lost	Rating
Ferguson	439	251	2805	57.2	6.39	20	4.6	18	4.1	69	13/129	74.6
Humm	14	4	39	28.6	2.79	0	0.0	1	7.1	19	2/9	10.0
Cater	1	1	15	100.0	15.00	0	0.0	0	0.0	15	0/0	118.8
Cribbs	1	1	13	100.0	13.00	0	0.0	0	0.0	13	0/0	118.8
Manucci	6	5	64	83.3	10.67	0	0.0	0	0.0	22	5/48	111.0
BILLS	461	262	2936	56.8	6.37	20	4.3	19	4.1	69	20/186	73.2
OPPONENTS	433	240	2561	55.4	5.91	15	3.5	24	5.5	56	33/279	61.6



# 1981 SEASON STATISTICS

10-6 | 3RD IN AFC EAST | HEAD COACH CHUCK KNOX

Date	W/L Score	Opponent	Attendance
9/6	W 31-0	NY Jets	79,754
9/13	W 35-3	at Baltimore	44,950
9/17	L 14-20	Philadelphia	78,331
9/27	L 24-27 (OT)	at Cincinnati	46,418
10/4	W 23-17	Baltimore	77,811
10/12	W 31-21	Miami	78,576
10/18	L 14-33	at NY Jets	54,607
10/25	W 9-7	Denver	77,757
11/1	W 22-6	Cleveland	78,266
11/9	L 14-27	at Dallas	62,583
11/15	L 0-24	at St. Louis	46,214
11/22	W 20-17	New England	71,593
11/29	W 21-14	Washington	59,624
12/6	W 28-27	at San Diego	51,488
12/13	W 19-10	at New England	42,549
12/19	L 6-16	at Miami	72,956

## AFC WILD CARD PLAYOFF GAME

12/27 W 31-27 at NY Jets 57,050

## AFC DIVISIONAL PLAYOFF

1/3 L 21-28 at Cincinnati 55,420

	BUF	OPP
<b>TOTAL FIRST DOWNS</b>	315	298
Rushing	127	113
Passing	163	154
Penalty	25	31
3rd Down: Made/Att	94/217	72/218
3rd Down Pct.	43.3	33.0
4th Down: Made/Att	—	—
4th Down: Pct.	—	—

**POSSESSION AVG.** 30:24 29:36

	5640	4945
<b>TOTAL NET YARDS</b>	5640	4945
Avg. per Game	352.5	309.1
Total Plays	1043	1037
Avg. per Play	5.4	4.8

	2125	2075
<b>NET YARDS RUSHING</b>	2125	2075
Avg. per Game	132.8	129.7
Total Rushes	524	516

	3515	2870
<b>NET YARDS PASSING</b>	3515	2870
Avg. per Game	219.7	179.4
Sacked/Yards Lost	16/146	47/373
Gross Yards	3661	3243
Att./Completions	503/253	474/267
Completion Pct.	50.3	56.3
Had Intercepted	20	19

**PUNTS/AVERAGE** 80/39.7 77/40.0

**NET PUNTING AVG.** 80/33.9 77/35.6

**PENALTIES/YARDS** 114/1001 93/690

**FUMBLES/BALL LOST** 33/18 38/17

	38	30
<b>TOUCHDOWNS</b>	38	30
Rushing	13	7
Passing	25	21
Returns	0	2

SCORE BY PERIOD	Q1	Q2	Q3	Q4	OT	PTS
BILLS	78	124	66	43	0	311
OPPONENTS	44	81	67	81	3	276

SCORING	TD	Ru	Pa	Rt	K-PAT	FG	S	PTS
Mike-Mayer	0	0	0	0	37/37	14/24	0	79
Cribbs	10	3	7	0	0/0	0/0	0	60
Butler	8	0	8	0	0/0	0/0	0	48
Leaks	6	6	0	0	0/0	0/0	0	36
Hooks	5	3	2	0	0/0	0/0	0	30
Lewis	4	0	4	0	0/0	0/0	0	24
Brammer	2	0	2	0	0/0	0/0	0	12
Barnett	1	0	1	0	0/0	0/0	0	6
Brown	1	0	1	0	0/0	0/0	0	6
Ferguson	1	1	0	0	0/0	0/0	0	6
BILLS	38	13	25	0	37/38	14/24	2	311
OPP	30	7	21	2	30/30	22/26	0	276

**SACKS:** B. Williams 9.0, K. Johnson 8.0, White 8.0, Kush 5.5, Nelson 3.0, Robertson 2.5, Irvin 2.0, Nixon 2.0, Sanford 2.0, Smerlas 2.0, Clark 1.0, Simpson 1.0, Team 1.0  
BILLS: 47.0

OPPONENTS: 16.0

RUSHING	No.	Yds	Avg	Long	TD
Cribbs	257	1097	4.3	35	3
Leaks	91	357	3.9	31	6
Hooks	51	250	4.9	19	3
Brown	62	226	3.6	13	0
McCutcheon	34	138	4.1	12	0
Ferguson	20	29	1.5	16	1
Riddick	3	29	9.7	12	0
Brammer	2	17	8.5	6	0
Butler	1	1	1	1	0
Robinson	1	-2	-	-2	0
Kush	1	-6	-	-6	0
Franklin	1	-11	-	-11	0
BILLS	524	2125	4.1	35	13
OPP	516	2075	4.0	29	7

RECEIVING	No.	Yds	Avg	Long	TD
Lewis	70	1244	17.8	33	4
Butler	55	842	15.3	67	8
Cribbs	40	603	15.1	65	7
Brammer	33	365	11.1	26	2
Jessie	15	200	13.3	44	0
Hooks	10	140	14.0	37	2
Leaks	7	51	7.3	13	0
Brown	7	46	6.6	10	1
Piccone	5	65	13.0	16	0
McCutcheon	5	40	8.0	17	0
Barnett	4	36	9.0	16	1
Franklin	2	29	14.5	16	0
BILLS	253	3661	14.5	67	25
OPP	267	3243	12.1	73	21

INTERCEPTIONS	No.	Yds	Avg	Long	TD
Clark	5	142	28.4	53	0
Romes	4	113	28.3	35	0
Simpson	4	42	10.5	42	0
Robertson	2	15	7.5	15	0
Kush	1	19	19.0	19	0
Bess	1	12	12.0	12	0
Nelson	1	9	9.0	9	0
Williams	1	0	-	0	0
BILLS	19	352	18.5	53	0
OPP	20	333	16.7	47	0

PUNTING	No.	Yds	Avg	TB	In	Lg	B
Cater	80	3175	39.7	12	16	71	0
Bills	80	3175	39.7	12	16	71	0
OPP	77	3237	42.0	10	14	72	0

PUNT RETURNS	Ret	FC	Yds	Avg	Long	TD
Hooks	17	2	142	8.4	25	0
Piccone	9	2	57	6.3	13	0
Riddick	4	0	48	12.0	22	0
Franklin	5	3	45	9.0	15	0
BILLS	35	7	292	8.3	25	0
OPP	34	13	220	6.5	20	0

KICKOFF RETURNS	No.	Yds	Avg	Long	TD
Franklin	21	436	20.8	33	0
Riccick	14	257	18.4	25	0
Hooks	11	215	19.5	36	0
Brown	7	140	20.0	30	0
Piccone	2	31	15.5	16	0
Bess	1	6	6.0	6	0
Freeman	1	0	-	0	0
BILLS	57	1085	19.0	36	0
OPP	61	1268	20.8	90	1

**FIELD GOALS** 1-19 20-29 30-39 40-49 50+

Mike-Mayer	0-0	4-6	5-7	5-10	0-1
BILLS	0-0	4-6	5-7	5-10	0-1
OPP	1-1	9-9	8-9	4-6	0-1

Mike-Mayer: (21G,51N)|(49N)|(20N)|(40G)  
(43N,34G,44G,45G)|(37G)|(47N)|(41G,46G,36G)  
( )|( )|( )|(28G,42N,23G,38N)|(39N)|(40N)|(29G)  
(31G,36G,27N)  
OPPONENTS: ( )|(22G)|(29G,56N,46G)|(23G,  
28G)|(32G)|( )|(24G,29G,39G,22G)|(43B)|(36G,  
39G)|(47G,31G)|(35G,48N)|(43G,35B)|( )|(29G,  
27G)|(42G)|(22G,30G,233G)

## USUAL STARTERS

### OFFENSE

WR	80	Jerry Butler
LT	72	Ken Jones
LG	73	Jon Borchardt (8)
	67	Reggie McKenzie (6)
C	53	Will Grant
RG	69	Conrad Dabler
RT	70	Joe Devlin
TE	86	Mark Brammer
WR	82	Frank Lewis
FB	47	Curtis Brown
RB	20	Joe Cribbs
QB	12	Joe Ferguson

### DEFENSE

LE	77	Ben Williams
NT	76	Fred Smerlas
RE	83	Sherman White
OLB	57	Lucius Sanford
ILB	55	Jim Haslett
ILB	59	Shane Nelson
OLB	58	Isiah Robertson
LCB	29	Mario Clark
RCB	26	Charles Romes
FS	45	Bill Simpson
SS	22	Steve Freeman

PASSING	Att	Cmp	Yds	Cmp%	Yds/Att	TD	TD%	Int	Int%	Long	Sack/Lost	Rating
Ferguson	498	252	3652	50.6	7.33	24	4.8	20	4.0	67	15/137	74.1
Robinson	2	0	0	0.0	0.00	0	0.0	0	0.0	0	1/9	39.6
Cribbs	1	1	9	100.0	9.00	1	100.0	0	0.0	9	0/0	143.8
Leaks	1	0	0	0.0	0.00	0	0.0	0	0.0	0	0/0	39.6
Mike-Mayer	1	0	0	0.0	0.00	0	0.0	0	0.0	0	0/0	39.6
BILLS	503	253	3661	50.3	7.29	25	5.0	20	4.0	67	16/146	74.3
OPPONENTS	474	267	3243	56.3	6.84	21	4.4	19	4.2	73	47/373	74.7





# 1982 SEASON STATISTICS

4-5 | 4TH IN AFC EAST | HEAD COACH CHUCK KNOX

Date	W/L	Score	Opponent	Attendance
9/12	W	14-9	Kansas City	79,383
9/16	W	23-22	Minnesota	77,753
9/26	C		at Houston	
10/3	C		New England	
10/10	C		at Baltimore	
10/18	C		at NY Jets	
10/24	C		Detroit	
10/31	C		at Denver	
11/7	C		NY Jets	
11/14	C		at New England	
11/21	L	7-9	Miami	52,945
11/28	W	20-0	Baltimore	33,985
12/5	L	21-33	at Green Bay+	46,655
12/12	W	13-0	Pittsburgh	58,391
12/19	L	23-24	at Tampa Bay	62,510
12/27	L	10-27	at Miami	73,924
1/2	L	19-30	at New England	36,218

+ at Milwaukee  
C - Canceled

	BUF	OPP
<b>TOTAL FIRST DOWNS</b>	180	151
Rushing	83	64
Passing	84	72
Penalty	13	15
3rd Down: Made/Att	57/129	34/112
3rd Down Pct.	44.1	30.4
4th Down: Made/Att	8/13	5/8
4th Down: Pct.	61.5	62.5

**POSSESSION AVG.** — —

	2927	2334
<b>TOTAL NET YARDS</b>		
Avg. per Game	325.2	259.3
Total Plays	604	536
Avg. per Play	4.9	4.4

	1371	1034
<b>NET YARDS RUSHING</b>		
Avg. per Game	152.3	114.9
Total Rushes	319	268

	1556	1300
<b>NET YARDS PASSING</b>		
Avg. per Game	172.9	144.4
Sacked/Yards Lost	12/115	12/82
Gross Yards	1671	1382
Att./Completions	273/149	256/114
Completion Pct.	54.6	44.5
Had Intercepted	17	13

**PUNTS/AVERAGE** 35/37.9 44/39.3

**NET PUNTING AVG.** 36.5 35.7

**PENALTIES/YARDS** 69/582 49/395

**FUMBLES/BALL LOST** 23/9 14/8

	18	15
<b>TOUCHDOWNS</b>		
Rushing	9	6
Passing	8	8
Returns	1	1

SCORE BY PERIOD	Q1	Q2	Q3	Q4	OT	PTS
BILLS	26	68	19	37	0	150
OPPONENTS	14	57	36	47	0	154

SCORING	TD	Ru	Pa	Rt	K-PAT	FG	S	Pts
Herrera	0	0	0	0	11/12	8/14	0	35
Leaks	5	5	0	0	0/0	0/0	0	30
Butler	4	0	4	0	0/0	0/0	0	24
Cribbs	3	3	0	0	0/0	0/0	0	18
Brammer	2	0	2	0	0/0	0/0	0	12
Ferguson	1	0	0	1	0/0	0/0	0	12
Lewis	2	0	2	0	0/0	0/0	0	12
Mike-Mayer	0	0	0	0	4/5	1/4	0	7
BILLS	18	9	8	1	15/17	9/18	0	150
OPP	15	6	8	1	14/15	16/20	1	154

**SACKS:** White 4.0, Williams 4.0, Smerlas 2.0, Freeman 1.0, Simpson 1.0  
**BILLS: 12.0**  
**OPPONENTS: 12.0**

RUSHING	No.	Yds	Avg	Long	TD
Cribbs	134	633	4.7	62	3
Leaks	97	405	4.2	17	5
Brown	41	187	4.6	19	0
Ferguson	16	46	2.9	13	1
Moore	16	38	2.4	9	0
Hooks	5	23	4.6	9	0
Koffler	2	21	10.5	12	0
Whittington	7	15	2.2	4	0
Holt	1	3	3.0	3	0
BILLS	319	1371	4.3	62	9
OPP	268	1034	3.9	30	6

RECEIVING	No.	Yds	Avg	Long	TD
Lewis	28	443	15.8	39	2
Butler	26	336	12.9	47	4
Brammer	25	225	9.0	22	2
Cribbs	13	99	7.6	31	0
Leaks	13	91	7.0	12	0
Piccone	12	140	11.7	29	0
Mosley	9	96	10.7	31	0
Tuttle	7	107	15.3	26	0
Brown	6	38	6.3	28	0
Holt	4	45	11.3	23	0
Barnett	4	39	9.8	22	0
Haslett	1	4	4.0	4	0
Moore	1	8	8.0	8	0
BILLS	149	1671	11.2	47	8
OPP	114	1382	12.1	45	8

INTERCEPTIONS	No.	Yds	Avg	Long	TD
Simpson	4	45	11.3	24	0
Freeman	3	27	9.0	14	0
B. Williams	1	20	20.0	20	0
Keating	1	14	14.0	14	0
Parrish	1	8	8.0	8	0
Romes	1	8	8.0	8	0
Robertson	1	0	0.0	0	0
Marve	1	0	0.0	0	0
BILLS	13	122	9.4	24	0
OPP	17	268	15.8	36	0

PUNTING	No	Yds	Avg	Net	TB	In	Lg	B
Tuten	35	1328	37.9	36.5	1	13	61	0
BILLS	35	1328	37.9	36.5	1	13	61	0
OPP	44	1730	39.3	35.7	2	11	61	0

PUNT RETURNS	Ret	FC	Yds	Avg	Long	TD
Mosley	11	5	61	5.5	16	0
Holt	10	0	45	4.5	21	0
Hooks	4	0	13	3.3	8	0
Simpson	1	0	0	0.0	0	0
Tuttle	0	1	0	—	0	0
BILLS	26	6	119	4.6	21	0
OPP	10	14	30	3.0	10	0

KICKOFF RETURNS	No.	Yds	Avg	Long	TD
Mosley	18	487	27.1	66	0
Holt	7	156	22.3	37	0
Piccone	3	50	16.7	23	0
McKnight	3	34	11.3	17	0
Whittington	2	39	19.5	21	0
Brown	1	17	17.0	17	0
Keating	1	9	9.0	9	0
Roopenian	1	0	0.0	0	0
BILLS	36	792	22.0	66	0
OPP	34	604	17.8	32	0

FIELD GOALS	1-19	20-29	30-39	40-49	50+
Herrera	2-2	0-1	2-4	4-7	0-0
Mike-Mayer	0-0	1-2	0-0	0-2	0-0
BILLS	2-2	1-3	2-4	4-9	0-0
OPP	0-0	4-5	6-6	6-7	0-2

Mike-Mayer: (48B,29N)(21G,43N)( )  
Herrera: (47G,41G,34N)(26B,32N)(49N,48N,34G,19G)(49G)(33G,48N)(46G,25G)  
OPPONENTS: (39G,47G,42G,54N)(43G,42G)(42G,49G,21G,56N)( ) (33G,25G,22N,31G,32G)( ) (49N,27G)(35G,30G)(42G)

**USUAL STARTERS**

OFFENSE		
WR	80	Jerry Butler
LT	72	Ken Jones
LG	67	Reggie McKenzie
C	53	Will Grant
RG	73	Jon Borchardt
RT	70	Joe Devlin
TE	86	Mark Brammer
WR	82	Frank Lewis
FB	48	Roosevelt Leaks
RB	20	Joe Cribbs
QB	12	Joe Ferguson

DEFENSE		
LE	77	Ben Williams
NT	76	Fred Smerlas
RE	83	Sherman White
OLB	62	Ervin Parker
ILB	54	Eugene Marve
ILB	55	Jim Haslett
OLB	58	Isiah Robertson
LCB	29	Mario Clark
RCB	28	Charles Romes
FS	45	Bill Simpson
SS	22	Steve Freeman

PASSING	Att	Cmp	Yds	Cmp%	Yds/Att	TD	TD%	Int	Int%	Long	Sack/Lost	Rating
Ferguson	264	144	1597	54.6	6.05	7	2.7	16	6.1	47	11/105	56.3
Robinson	8	5	74	62.5	9.25	1	12.5	0	0.0	31	1/10	132.0
Cribbs	1	0	0	0.0	0.00	0	0.0	1	100.0	0	0/0	—
BILLS	273	149	1671	54.6	6.12	8	3.0	17	6.2	47	12/115	57.3
OPPONENTS	256	114	1382	44.5	5.40	8	3.1	13	5.1	45	12/82	50.7



# 1983 SEASON STATISTICS

8-8 | T-2ND IN AFC EAST | HEAD COACH KAY STEPHENSON

Date	W/L	Score	Opponent	Attendance
9/4	L	0-12	Miami	78,715
9/11	W	10-6	at Cincinnati	46,839
9/18	W	28-23	Baltimore	40,937
9/25	W	30-13	Houston	60,070
10/3	L	10-34	NY Jets	79,933
10/9	W	38-35	(OT) at Miami	59,948
10/16	W	30-7	at Baltimore	38,565
10/23	L	0-31	New England	60,424
10/30	W	27-21	New Orleans	49,413
11/6	L	7-21	at New England	42,604
11/13	W	24-17	at NY Jets	48,513
11/20	L	24-27	LA Raiders	72,393
11/27	L	17-41	at LA Rams	48,246
12/4	W	14-9	at Kansas City	27,104
12/11	L	10-23	San Francisco	38,039
12/18	L	14-31	at Atlanta	31,015

	BUF	OPP
<b>TOTAL FIRST DOWNS</b>	309	332
Rushing	100	148
Passing	171	148
Penalty	38	36
3rd Down: Made/Att	71/212	81/221
3rd Down Pct.	33.5	36.7
4th Down: Made/Att	7/14	11/17
4th Down: Pct.	50.0	64.7

**POSSESSION AVG.** 28:24 31:36

<b>TOTAL NET YARDS</b>	4823	5809
Avg. per Game	301.4	363.1
Total Plays	1023	1078
Avg. per Play	4.7	5.4

<b>NET YARDS RUSHING</b>	1736	2503
Avg. per Game	108.5	156.4
Total Rushes	415	566

<b>NET YARDS PASSING</b>	3087	3306
Avg. per Game	192.9	206.6
Sacked/Yards Lost	37/351	32/247
Gross Yards	3438	3553
Att./Completions	571/317	480/286
Completion Pct.	55.5	59.6
Had Intercepted	28	13

**PUNTS/AVERAGE** 89/39.7 78/42.9

**NET PUNTING AVG.** 33.6 36.2

**PENALTIES/YARDS** 144/1094 128/1298

**FUMBLES/BALL LOST** 24/12 32/18

<b>TOUCHDOWNS</b>	36	39
Rushing	4	14
Passing	30	22
Returns	2	3

<b>SCORE BY PERIOD</b>	Q1	Q2	Q3	Q4	OT	PTS
BILLS	28	87	55	110	3	283
OPPONENTS	29	108	92	122	0	351

<b>SCORING</b>	TD	Ru	Pa	Rt	K-PAT	FG	S	Pts
Danelo	0	0	0	0	33/34	10/20	0	63
Cribbs	1	0	3	7	0/0	0/0	0	60
Franklin	4	0	4	0	0/0	0/0	0	24
Butler	3	0	3	0	0/0	0/0	0	18
Hunter	3	0	3	0	0/0	0/0	0	18
Lewis	3	0	3	0	0/0	0/0	0	18
Mosley	3	0	3	0	0/0	0/0	0	18
Tuttle	3	0	3	0	0/0	0/0	0	18
Brammer	2	0	2	0	0/0	0/0	0	12
Dawkins	1	0	1	0	0/0	0/0	0	6
Kennedy	1	0	0	1	0/0	0/0	0	6
Kilson	1	0	0	1	0/0	0/0	0	6
Leaks	1	1	0	0	0/0	0/0	0	6
Moore	1	0	1	0	0/0	0/0	0	6
Steinfort	0	0	0	0	1/1	1/6	0	4
BILLS	36	4	30	2	34/36	11/26	283	
OPP	39	14	22	3	39/39	26/39	351	

**SACKS:** Williams 10.0, Smerlas 6.0, Talley 5.0, Parker 4.0, White 3.0, K. Johnson 2.0, Marve 2.0  
**BILLS:** 32.0  
**OPPONENTS:** 37.0

<b>RUSHING</b>	No.	Yds	Avg	Long	TD
Cribbs	263	1131	4.3	45	3
Moore	60	275	4.6	21	0
Leaks	58	157	2.7	12	1
Ferguson	20	88	4.4	19	0
Hunter	2	28	14.0	24	0
Kofler	4	25	6.3	11	0
Riddick	4	18	4.5	12	0
V. Williams	3	11	3.7	5	0
Franklin	1	3	3.0	3	0
BILLS	415	1736	4.2	45	4
OPP	566	2503	4.4	50†	14

<b>RECEIVING</b>	No.	Yds	Avg	Long	TD
Cribbs	57	524	9.2	33†	7
Lewis	36	486	13.5	27†	3
Hunter	36	402	11.2	40†	3
Butler	36	385	10.7	25	3
Moore	34	199	5.9	21	1
Franklin	30	452	45.1	43†	4
Brammer	25	215	8.6	21	2
Tuttle	17	261	15.4	38	3
Mosley	14	180	12.9	35	3
Dawkins	11	123	11.2	28†	1
Barnett	10	94	9.4	14	0
Leaks	8	74	9.3	12	0
Riddick	3	43	14.3	24	0
BILLS	317	3438	10.8	43†	30
OPP	286	3553	12.4	72†	22

<b>INTERCEPTIONS</b>	No.	Yds	Avg	Long	TD
Freeman	3	40	13.3	29	0
C. Williams	3	6	2.0	4	0
Sanford	2	39	19.5	20	0
Romes	2	27	13.5	27	0
Keating	2	20	10.0	17	0
Kennedy	1	22	22.0	22†	1
BILLS	13	154	11.8	29	1
OPP	28	330	11.8	60†	2

<b>PUNTING</b>	No.	Yds	Avg	Net	TB	In	Lg	B
Cater	89	3533	39.7	33.6	7	24	60	0
BILLS	89	3533	39.7	33.6	7	24	60	0
OPP	78	3344	42.9	36.2	14	20	67	0

<b>PUNT RETURNS</b>	Ret	FC	Yds	Avg	Long	TD
Riddick	42	5	241	5.7	24	0
Hurley	1	0	0	0.0	0	0
V. Williams	1	0	0	0.0	0	0
BILLS	44	5	241	5.5	24	0
OPP	42	22	403	9.6	62	0

<b>KICKOFF RETURNS</b>	No.	Yds	Avg	Long	TD
V. Williams	22	494	22.5	60	0
Riddick	28	568	20.3	49	0
Mosley	9	236	26.2	33	0
B. Williams	3	56	18.7	23	0
Talley	2	9	4.5	5	0
BILLS	64	1363	21.3	60	0
OPP	53	949	17.9	43	0

<b>FIELD GOALS</b>	1-19	20-29	30-39	40-49	50+
Danelo	0-0	2-4	5-6	3-6	0-4
Steinfort	0-0	1-1	0-2	0-3	0-0
BILLS	0-0	3-5	5-8	3-9	0-4
OPP	1-1	6-6	8-10	11-19	0-2

Steinfort: (34B, 33N, 49N)(28G, 45N, 45N)  
 Danelo: (50N)(48G)(38G)(27N, 36G)  
 (50N, 23G, 40G, 30G)(54N, 47N)(124N)  
 (30G)(48G)(52N, 20G)(146B, 33G, 38N)(45N)  
 OPPONENTS: (33G, 23G, 36G, 50G)(40N, 30G, 47G)(28G, 49G, 45G)(31G, 26G)(19G, 38N, 42G)  
 (52N, 43N)(36N)(22G, 47N, 48N)(146B)(52N, 49N, 48G)(41G, 36G)(37G, 45B, 49G)(42N, 48G, 25G, 42G)(37G, 29G, 45N, 30G)(40G)

### USUAL STARTERS

<b>OFFENSE</b>	
WR	80 Jerry Butler
LT	72 Ken Jones
LG	51 Jim Ritcher
C	53 Will Grant
RG	73 Jon Borchardt
RT	63 Justin Cross
TE	86 Mark Brammer
WR	82 Frank Lewis
FB	34 Hunter Moore
RB	20 Joe Cribbs
QB	12 Joe Ferguson

<b>DEFENSE</b>	
LE	77 Ben Williams
NT	76 Fred Smerlas
RE	83 Sherman White (8)
	91 Ken Johnson (8)
OLB	57 Lucius Sanford
ILB	52 Chris Keating
ILB	54 Eugene Marve
OLB	62 Ervin Parker
LCB	29 Mario Clark
RCB	26 Charles Romes
FS	22 Steve Freeman
SS	21 Mike Kennedy

<b>PASSING</b>	Att	Cmp	Yds	Cmp%	Yds/Att	TD	TD%	Int	Int%	Long	Sack/Lost	Rating
Ferguson	508	281	2995	55.3	5.89	26	5.1	25	4.9	43	27/266	69.3
Kofler	61	35	440	57.4	7.21	4	6.6	3	4.9	28	10/85	81.3
Cribbs	2	1	3	50.0	25.00	0	0.0	0	0.0	3	0/0	56.3
BILLS	571	317	3438	55.5	6.02	30	5.3	28	4.9	43	37/351	70.5
OPPONENTS	480	286	3553	59.6	7.40	22	4.6	13	2.7	72	32/247	86.6



# 1984 SEASON STATISTICS

2-14 | 5TH IN AFC EAST | HEAD COACH KAY STEPHENSON

Date	W/L	Score	Opponent	Attendance
9/2	L	17-21	New England	48,528
9/9	L	7-37	at St. Louis	35,785
9/17	L	17-21	Miami	65,455
9/23	L	26-28	NY Jets	48,330
9/30	L	17-31	at Indianapolis	60,032
10/7	L	17-27	Philadelphia	37,555
10/14	L	28-31	at Seattle	59,034
10/21	L	7-37	Denver	31,204
10/28	L	7-38	at Miami	58,824
11/4	L	10-13	Cleveland	33,343
11/11	L	10-38	at New England	43,313
11/18	W	14-3	Dallas	74,391
11/25	L	14-41	at Washington	51,513
12/2	W	21-15	Indianapolis	20,693
12/8	L	17-21	at NY Jets	45,378
12/16	L	21-52	at Cincinnati	55,771

	BUF	OPP
<b>TOTAL FIRST DOWNS</b>	263	345
Rushing	98	134
Passing	149	186
Penalty	16	25
3rd Down: Made/Att	86/243	87/203
3rd Down Pct.	35.4	42.9
4th Down: Made/Att	11/26	7/10
4th Down: Pct.	42.3	70.0

<b>POSSESSION AVG.</b>	28:43	31:17
------------------------	-------	-------

<b>TOTAL NET YARDS</b>	4341	5582
Avg. per Game	271.3	348.9
Total Plays	1046	1052
Avg. per Play	4.2	5.3

<b>NET YARDS RUSHING</b>	1643	2106
Avg. per Game	102.7	131.6
Total Rushes	398	531

<b>NET YARDS PASSING</b>	2968	3476
Avg. per Game	168.6	217.3
Sacked/Yards Lost	60/554	26/191
Gross Yards	3252	3667
Att./Completions	588/298	495/300
Completion Pct.	50.7	60.6
Had Intercepted	30	16

<b>PUNTS/AVERAGE</b>	90/41.1	72/39.1
----------------------	---------	---------

<b>NET PUNTING AVG.</b>	32.7	32.2
-------------------------	------	------

<b>PENALTIES/YARDS</b>	121/997	87/734
------------------------	---------	--------

<b>FUMBLES/BALL LOST</b>	31/14	36/21
--------------------------	-------	-------

<b>TOUCHDOWNS</b>	31	56
Rushing	9	19
Passing	18	32
Returns	4	5

<b>SCORE BY PERIOD</b>	Q1	Q2	Q3	Q4	OT	PTS
BILLS	66	57	64	63	0	250
OPPONENTS	113	148	72	121	0	454

<b>SCORING</b>	TD	Ru	Pa	Rt	K-PAT	FG	S	Pts
Bell	8	7	1	0	0/0	0/0	0	48
Dennard	7	0	0	0	0/0	0/0	0	42
Danelo	0	0	0	0	17/17	8/16	0	41
Franklin	4	0	4	0	0/0	0/0	0	24
Nelson	0	0	0	0	14/14	3/5	0	23
Dawkins	2	0	2	0	0/0	0/0	0	12
Hunter	2	0	2	0	0/0	0/0	0	12
Brookins	1	0	1	0	0/0	0/0	0	6
David	1	0	0	1	0/0	0/0	0	6
Dufek	1	1	0	0	0/0	0/0	0	6
Keating	1	0	0	1	0/0	0/0	0	6
Neal	1	1	0	0	0/0	0/0	0	6
Sanford	1	0	0	1	0/0	0/0	0	6
V. Williams	1	0	1	0	0/0	0/0	0	6
Wilson	1	0	0	1	0/0	0/0	0	6
BILLS	31	9	18	4	31/31	11/21	250	
OPP	56	19	32	5	56/56	20/28	1	454

**SACKS:** Talley 5.0, Johnson 3.5, Haslett 3.5, McNanie 3.0, Williams 2.0, Smerlas 2.0, Freeman 2.0, Kush 2.0, Keating 2.0, David 1.0  
BILLS: 26.0

OPPONENTS: 60.0

<b>RUSHING</b>	No.	Yds	Avg	Long	TD
Bell	262	1100	4.2	85	7
Neal	49	175	3.6	10	1
Ferguson	19	102	5.4	20	0
Moore	24	84	3.5	21	0
Koffler	10	80	8.0	19	0
V. Williams	18	51	2.8	7	0
Brookins	2	27	13.5	16	0
Dufek	9	22	2.4	13	1
Hunter	1	6	6.0	6	0
Riddick	3	3	1.0	6	0
Franklin	1	-7	-7.0	-7	0
BILLS	398	1643	4.1	85	9
OPP	531	2106	4.0	31+	19

<b>RECEIVING</b>	No.	Yds	Avg	Long	TD
Franklin	69	862	12.5	64+	4
Bell	34	277	8.1	37	1
Hunter	33	331	10.0	30	2
Moore	33	172	5.2	14	0
Dennard	30	417	13.9	68+	7
Riddick	23	276	12.0	38	0
Dawkins	21	295	14.0	37+	2
Brookins	18	318	17.7	70+	1
Neal	9	76	8.4	18	0
Barnett	8	67	8.4	18	0
Brammer	7	49	7.0	12	0
V. Williams	5	46	9.2	32	1
Mosley	4	38	9.5	17	0
White	4	28	7.0	11	0
BILLS	298	3252	10.9	70+	18
OPP	300	3667	12.2	65+	32

<b>INTERCEPTIONS</b>	No.	Yds	Avg	Long	TD
Romes	5	130	26.0	55	0
Freeman	3	45	15.0	45	0
Carpenter	3	11	3.7	11	0
Smerlas	1	25	25.0	25	0
Kush	1	15	15.0	15	0
L. Smith	1	7	7.0	7	0
Bellinger	1	0	0.0	0	0
Talley	1	0	0.0	0	0
BILLS	16	233	14.6	55	0
OPPONENTS	30	416	13.9	59+	4

<b>PUNTING</b>	No.	Yds	Avg	Net	TB	In	Lg	B
Kidd	88	3696	42.0	32.7	8	16	63	2
BILLS	90	3696	41.1	32.7	8	16	63	2
OPP	72	2812	39.1	32.2	10	22	69	1

<b>PUNT RETURNS</b>	Ret	FC	Yds	Avg	Long	TD
Wilson	33	8	297	9.0	65+	1
BILLS	33	8	297	9.0	65+	1
OPP	52	10	597	11.5	39	0

<b>KICKOFF RETURNS</b>	No.	Yds	Avg	Long	TD
V. Williams	39	820	21.0	65	0
Wilson	34	576	16.9	36	0
Bell	1	15	15.0	15	0
David	1	6	6.0	6	0
White	1	5	5.0	5	0
BILLS	76	1422	18.7	65	0
OPP	44	958	21.8	59	0

<b>FIELD GOALS</b>	1-19	20-29	30-39	40-49	50+
Nelson	0-0	0-0	1-2	2-3	0-0
Danelo	0-0	5-5	2-4	0-4	1-3
BILLS	0-0	5-5	3-6	2-7	1-3
OPP	0-0	10-10	4-5	4-7	2-6

Danelo: (45N,27G)(52B)(47B,33G)(52G,40N,36G,27G,20G)(23G)(27G,52N,30N)(33N)(42N)  
Nelson: (37N,42G)(34G,43N)(11)(147G)(1)  
OPPONENTS: (1)(23G,47B,47B,53N,21G,52G)(36N)(52N)(52B,43G)(36G,22G)(25G)(45G,45G,40G)(22G)(28G,36G)(21G)(20G,47N)(38G,50N,51G)(28G,21G)(1)(36G)

### USUAL STARTERS

#### OFFENSE

WR	83	Preston Dennard
LT	72	Ken Jones
LG	51	Jim Ritcher
C	53	Will Grant
RG	73	Jon Borchardt
RT	70	Joe Devlin
TE	87	Tony Hunter (8)
	84	Buster Barnett (7)
WR	85	Byron Franklin
FB	34	Booker Moore
RB	28	Greg Bell
QB	12	Joe Ferguson

#### DEFENSE

LE	77	Ben Williams
NT	76	Fred Smerlas
RE	91	Ken Johnson
OLB	57	Lucius Sanford (7)
	52	Chris Keating (6)
ILB	55	Jim Haslett
ILB	54	Eugene Marve
OLB	56	Darryl Talley
LCB	30	Brian Carpenter
RCB	26	Charles Romes
FS	21	Don Wilson
SS	22	Steve Freeman

<b>PASSING</b>	Att	Cmp	Yds	Cmp%	Yds/Att	TD	TD%	Int	Int%	Long	Sack/Lost	Rating
Ferguson	344	191	1991	55.5	5.79	12	3.9	17	4.9	68+	35/357	63.5
Dufek	150	74	829	49.3	5.53	4	2.7	8	5.3	64+	10/86	52.9
Koffler	93	33	432	35.5	4.65	2	2.2	5	5.4	70+	15/111	35.8
Mosley	1	0	0	0.0	0.00	0	0.0	0	0.0	0	0/0	39.6
BILLS	588	298	3252	50.7	5.53	18	3.1	30	5.1	70+	60/554	56.3
OPPONENTS	495	300	3667	60.6	7.41	32	6.5	16	3.2	65+	26/191	91.5



# 1985 SEASON STATISTICS

2-14 | 5TH IN AFC EAST | HEAD COACH KAY STEPHENSON & HANK BULLOUGH

Date	W/L	Score	Opponent	Attendance
9/8	L	9-14	San Diego	67,597
9/15	L	3-42	at NY Jets	63,449
9/22	L	14-17	New England	40,334
9/29	L	20-27	Minnesota	45,667
10/6*	L	17-49	at Indianapolis	60,003
10/13	L	3-14	at New England	40,462
10/20	W	21-9	Indianapolis	28,430
10/27	L	17-21	at Philadelphia	60,987
11/3	L	17-23	Cincinnati	25,640
11/10	W	20-0	Houston	21,831
11/17	L	7-17	at Cleveland	50,764
11/24	L	14-23	Miami	50,474
12/1	L	7-40	at San Diego	45,487
12/8	L	7-27	NY Jets	23,122
12/15	L	24-30	at Pittsburgh	35,953
12/22	L	0-28	at Miami	64,811

\* Hank Bullough's first game

	BUF	OPP
<b>TOTAL FIRST DOWNS</b>	256	320
Rushing	86	142
Passing	151	159
Penalty	19	19
3rd Down: Made/Att	68/208	100/226
3rd Down Pct.	32.7	44.2
4th Down: Made/Att	7/17	8/14
4th Down: Pct.	41.1	57.1

	28:21	31:39
<b>POSSESSION AVG.</b>		

	4595	5540
<b>TOTAL NET YARDS</b>		
Avg. per Game	287.2	346.3
Total Plays	971	1071
Avg. per Play	4.7	5.2

	1611	2462
<b>NET YARDS RUSHING</b>		
Avg. per Game	100.7	153.9
Total Rushes	412	569

	2984	3078
<b>NET YARDS PASSING</b>		
Avg. per Game	186.5	192.4
Sacked/Yards Lost	42/347	25/223
Gross Yards	3331	3301
Att./Completions	517/263	477/265
Completion Pct.	50.9	55.6
Had Intercepted	31	20

	92/41.5	81/40.5
<b>PUNTS/AVERAGE</b>		

	35.9	34
<b>NET PUNTING AVG.</b>		

	132/965	107/870
<b>PENALTIES/YARDS</b>		

	36/21	36/15
<b>FUMBLES/BALL LOST</b>		

	23	50
<b>TOUCHDOWNS</b>		
Rushing	13	20
Passing	9	24
Returns	1	6

SCORE BY PERIOD	Q1	Q2	Q3	Q4	OT	PTS
BILLS	58	63	41	38	0	200
OPPONENTS	51	144	78	108	0	381

SCORING	TD	Ru	Pa	Rt	K-PAT	FG	S	Pts
Norwood	0	0	0	23	23	13	17	0 62
Bell	9	8	1	0	0/0	0/0	0	0 54
Reed	5	1	4	0	0/0	0/0	0	0 30
Butler	2	0	2	0	0/0	0/0	0	0 12
Cribbs	1	1	0	0	0/0	0/0	0	0 6
Ferragamo	1	1	0	0	0/0	0/0	0	0 6
Mathison	1	1	0	0	0/0	0/0	0	0 6
Metzelaars	1	1	0	0	0/0	0/0	0	0 6
Moore	1	1	0	0	0/0	0/0	0	0 6
Ramson	1	0	1	0	0/0	0/0	0	0 6
D. Wilson	1	0	0	1	0/0	0/0	0	0 6
BILLS	23	13	9	1	23	23	13	17 200
OPP	50	20	24	6	45	50	12	15 381

**SACKS:** B. Smith 6.5, McNanie 3.0, D. Smith 3.0, Perryman 2.0, Talley 2.0, Sanford 2.0, Johnson 1.5, Williams 1.5, Frazier 1.0, Haslett 1.0, Smerlas 0.5, Others 1.0  
**BILLS:** 25.0  
**OPPONENTS:** 42.0

RUSHING	No.	Yds	Avg	Long	TD
Bell	223	883	4.0	77t	8
Cribbs	122	399	3.3	16	1
Mathison	27	231	8.6	22	1
Steels	4	26	6.5	22	0
Pruitt	7	24	3.4	7	0
Moore	15	23	1.5	4	1
Ferragamo	8	15	1.9	5	1
Hutchison	2	11	5.5	7	0
B. Smith	1	0	0.0	0	0
Reed	3	-1	-0.3	14t	1
BILLS	412	1611	3.9	77t	13
OPP	569	2462	4.3	69	20

RECEIVING	No.	Yds	Avg	Long	TD
Bell	58	576	9.9	49	1
Reed	48	770	18.8	60t	2
Butler	41	770	18.8	60t	2
Ramson	37	369	10.0	43	1
Burkett	21	371	17.7	38	0
Cribbs	18	142	7.9	23	0
Richardson	12	201	16.8	27	0
Metzelaars	12	80	6.7	13	1
Moore	7	44	6.3	9	0
Brookins	3	71	23.7	46	0
Norris	2	30	15.0	18	0
Steels	2	9	4.5	6	0
Teal	1	24	24.0	24	0
V. Williams	1	7	7.0	7	0
BILLS	263	3331	12.7	60t	9
OPP	265	3301	12.5	96t	24

INTERCEPTIONS	No.	Yds	Avg	Long	TD
Romes	7	56	8.0	21	0
Bellinger	2	64	32.0	41	0
D. Wilson	2	23	11.5	23	0
Hill	2	17	8.5	17	0
Bayless	2	10	5.0	10	0
Burroughs	2	7	3.5	7	0
Haslett	1	40	40.0	40	0
Frazier	1	8	8.0	8	0
Johnson	1	0	0.0	0	0
BILLS	20	225	11.3	41	0
OPP	31	418	13.5	75t	4

PUNTING	No.	Yds	Avg	Net	TB	In	Lg	B
Kidd	92	3818	41.5	35.9	4	33	67	0
BILLS	92	3818	41.5	35.9	4	33	67	0
OPP	81	3284	40.5	34.0	12	21	64	1

PUNT RETURNS	Ret	FC	Yds	Avg	Long	TD
D. Wilson	16	5	161	10.1	30	0
Hill	16	1	120	7.5	24	0
Reed	5	0	12	2.4	5	0
E. Wilson	1	0	0	0.0	0	0
BILLS	38	6	293	7.7	30	0
OPP	49	15	438	8.9	85t	1

KICKOFF RETURNS	No.	Yds	Avg	Long	TD
D. Wilson	22	465	21.1	37	0
Steels	20	338	16.9	35	0
Hutchison	12	239	19.9	36	0
Brookins	6	152	25.3	39	0
Richardson	3	69	23.0	31	0
Moore	3	31	10.3	15	0
Teal	1	20	20.0	20	0
V. Williams	1	20	20.0	20	0
BILLS	68	1334	19.6	39	0
OPP	41	798	19.5	53	0

FIELD GOALS	1-19	20-29	30-39	40-49	50+
Norwood	0-0	7-8	2-4	4-5	0-0
BILLS	0-0	7-8	2-4	4-5	0-0
OPP	0-0	5-6	4-4	3-5	0-0

Norwood: (27G,34G,29G)(32G)(49G,28G)(45G)(47G)(26G)(43G,27N)(24G,23G)(47N)(31N)(39N)(24G)  
 OPPONENTS: (47N)(32G)(20N)(41G,27G,38G)(31G)(40G)(22G,24G,28G)(41N,26G,31G,45G)

## USUAL STARTERS

OFFENSE	
WR	80 Jerry Butler
LT	72 Ken Jones
LG	51 Jim Ritcher
C	53 Will Grant
RG	65 Tim Vogler
RT	70 Joe Devlin
TE	87 Eaton Ramson (10)
	88 Pete Metzelaars (6)
WR	83 Andre Reed
FB	34 Booker Moore
RB	28 Greg Bell
QB	5 Vince Ferragamo (9)
	7 Bruce Mathison (7)

## DEFENSE

LE	77 Ben Williams
NT	76 Fred Smerlas
RE	78 Bruce Smith
OLB	57 Lucius Sanford
ILB	55 Jim Haslett
ILB	54 Eugene Marve
OLB	52 Guy Frazier
LCB	29 Derrick Burroughs
RCB	26 Charles Romes
FS	43 Martin Bayless
SS	22 Steve Freeman

PASSING	Att	Cmp	Yds	Cmp%	Yds/Att	TD	TD%	Int	Int%	Long	Sack/Lost	Rating
Ferragamo	287	149	1677	51.9	5.84	5	1.7	17	5.9	48	19/135	50.8
Mathison	228	113	1635	49.6	7.17	4	1.8	14	6.2	60t	22/203	53.5
Reich	1	1	19	100.0	19.00	0	0.0	0	0.0	19	0/0	118.8
Bell	1	0	0	0.0	0.00	0	0.0	0	0.0	0	0/0	39.6
Kidd	0	0	0	—	0.00	0	0.0	0	0.0	0	1/9	0.0
BILLS	517	263	3331	50.9	6.44	9	1.7	31	6.0	60t	42/347	52.1
OPPONENTS	477	265	3301	55.6	6.92	24	5.0	20	4.2	96t	25/223	76.5



# 1986 SEASON STATISTICS

4-12 | 4TH IN AFC EAST | HEAD COACH HANK BULLOUGH & MARV LEVY

Date	W/L Score	Opponent	Attendance
9/7	L 24-28	NY Jets	79,951
9/14	L 33-36(OT)	at Cincinnati	52,714
9/21	W 17-10	St. Louis	65,762
9/28	L 17-20	Kansas City	67,555
10/5	L 13-14	at NY Jets	69,504
10/12	L 14-27	at Miami	49,467
10/19	W 24-13	Indianapolis	50,050
10/26	L 3-23	New England	77,808
11/2	L 28-34	at Tampa Bay	32,806
11/9*	W 16-12	Pittsburgh	72,000
11/16	L 24-34	Miami	76,474
11/23	L 19-22	New England	60,455
11/30	W 17-14	at Kansas City	31,492
12/7	L 17-21	Cleveland	42,213
12/14	L 14-24	at Indianapolis	52,783
12/21	L 7-16	at Houston	31,409

\* Marv Levy's first game

	BUF	OPP
<b>TOTAL FIRST DOWNS</b>	291	334
Rushing	101	100
Passing	152	204
Penalty	38	30
3rd Down: Made/Att	60/185	79/218
3rd Down Pct.	32.4	36.2
4th Down: Made/Att	8/14	12/18
4th Down: Pct.	57.1	66.7

**POSSESSION AVG.** 28:02 31:58

	5017	5523
<b>TOTAL NET YARDS</b>		
Avg. per Game	313.6	345.2
Total Plays	963	1071
Avg. per Play	5.2	5.2

	1654	1721
<b>NET YARDS RUSHING</b>		
Avg. per Game	103.4	107.6
Total Rushes	419	465

	3363	3802
<b>NET YARDS PASSING</b>		
Avg. per Game	210.2	237.6
Sacked/Yards Lost	45/334	36/267
Gross Yards	3697	4069
Att./Completions	499/294	570/343
Completion Pct.	58.9	60.2
Had Intercepted	19	10

**PUNTS/AVERAGE** 75/40.4 83/38.1

**NET PUNTING AVG.** 34.5 33.4

**PENALTIES/YARDS** 121/878 128/1098

**FUMBLES/BALL LOST** 40/20 19/8

	34	40
<b>TOUCHDOWNS</b>		
Rushing	9	18
Passing	22	21
Returns	3	1

SCORE BY PERIOD	Q1	Q2	Q3	Q4	OT	PTS
BILLS	51	87	71	78	0	287
OPPONENTS	70	91	69	115	0	348

SCORING	TD	R	Pa	Rt	K-PAT	FG	S	Pts
Norwood	0	9	0	32	34	17	27	0 83
Reed	7	0	7	0	0	0	0	0 42
Bell	6	4	2	0	0	0	0	0 36
Riddick	5	4	1	0	0	0	0	0 30
Burkett	4	0	4	0	0	0	0	0 24
Metzelaars	4	0	3	1	0	0	0	0 24
Butler	2	0	2	0	0	0	0	0 12
Bellinger	1	0	0	1	0	0	0	0 6
Byrum	1	0	1	0	0	0	0	0 6
Harmon	1	0	1	0	0	0	0	0 6
Moore	1	1	0	0	0	0	0	0 6
Pitts	1	0	0	1	0	0	0	0 6
BILLS	33	9	22	2	23	34	17	27 0 287
OPP	40	18	21	1	38	40	22	33 2 384

**SACKS:** B. Smith 15.0, McNanie 6.5, Talley 3.0, Marve 2.5, Smerlas 2.0, Bayless 1.0, Cumby 1.0, Drane 1.0, Frazier 1.0, Hamby 1.0, Prater 1.0, Sanford 1.0  
**BILLS:** 36.0  
**OPPONENTS:** 45.0

RUSHING	No.	Yds	Avg	Long	TD
Riddick	150	632	4.2	41	4
Bell	90	377	4.2	42	4
Kelly	41	199	4.9	20	0
Harmon	54	172	3.2	38	0
Byrum	38	156	4.1	18	0
Moore	33	104	3.2	14	1
Wilkins	3	18	6.0	11	0
King	4	10	2.5	7	0
Kidd	1	0	0.0	0	0
Broughton	1	-6	-6.0	-6	0
Reed	3	-8	-2.7	4	0
BILLS	419	1654	3.9	42	9
OPP	465	1721	3.7	45	18

RECEIVING	No.	Yds	Avg	Long	TD
Reed	53	739	13.9	55	7
Metzelaars	49	485	9.9	44	3
Riddick	49	468	9.6	31	1
Burkett	34	778	22.9	84	4
Moore	23	184	8.0	27	0
Harmon	22	185	8.4	27	1
Butler	15	302	20.1	53	2
Byrum	13	104	8.0	17	1
Bell	12	142	11.8	40	2
Wilkins	8	74	9.3	26	0
Teal	6	60	10.0	20	1
Rolle	4	56	14.0	20	0
Broughton	3	71	23.7	57	0
Richardson	3	49	16.3	32	0
BILLS	294	3697	12.6	84	22
OPP	343	4069	11.9	71	21

INTERCEPTIONS	No.	Yds	Avg	Long	TD
Romes	4	23	5.8	23	0
Burroughs	2	49	24.5	41	0
Bellinger	1	14	14.0	14	0
Smerlas	1	3	3.0	3	0
Bayless	1	0	0.0	0	0
Freeman	1	0	0.0	0	0
BILLS	10	89	8.9	41	0
OPP	19	284	14.9	69	0

PUNTING	No	Yds	Avg	Net	TB	In	Lg	B
Kidd	75	3031	40.4	34.5	9	14	57	0
BILLS	75	3031	40.4	34.5	9	14	57	0
OPP	83	3162	38.1	33.4	7	31	64	1

PUNT RETURNS	Ret	FC	Yds	Avg	Long	TD
Pitts	18	11	194	10.8	49	1
Broughton	12	2	53	4.4	13	0
Hill	1	0	0	0.0	0	0
Richardson	1	0	0	0.0	0	0
BILLS	32	13	247	7.7	49	1
OPP	32	12	260	8.1	17	0

KICKOFF RETURNS	No.	Yds	Avg	Long	TD
Harmon	18	321	17.8	32	0
Tasker	9	148	16.4	24	0
Broughton	11	243	22.1	39	0
Riddick	8	200	25.0	49	0
Richardson	6	123	20.5	28	0
Bellinger	2	32	16.0	16	0
Pitts	1	7	7.0	7	0
BILLS	55	1074	19.5	49	0
OPP	56	1157	20.7	44	0

FIELD GOALS	1-19	20-29	30-39	40-49	50+
Norwood	1-1	6-6	7-7	3-8	0-5
BILLS	1-1	6-6	7-7	3-8	0-5
OPP	0-0	9-9	4-8	5-12	4-4

Norwood: (19G)(20G,44G)(35G)(52N,32G)(23G,32G)(60N)(37G,50B,46N)(53N,26G)(1)(29G)(39G)(48G,34G,33G,28G)(47G,47N)(22G,44N)(46N)(53N,42B)  
 OPPONENTS: ( ) (51G,20G)(49N,30N,27G)(24G,46G)( ) (25G,36G,49N)(37N,46G,44G)(31G,47N,27G,26G)(49G,26G,49N)( ) (46B,52G,36G)(37G,47G)(41N,44N)( ) (32N,30N,52G)(26G,51G,22G)

USUAL STARTERS		
<b>OFFENSE</b>		
WR	85	Chris Burkett
LT	72	Ken Jones
LG	51	Jim Ritcher
C	67	Kent Hull
RG	73	Will Wolford
RT	70	Joe Devlin
TE	88	Pete Metzelaars
WR	83	Andy Reed
FB	42	Rick Moore
RB	40	Robb Riddick (8)
	28	Greg Bell (6)
QB	12	Jim Kelly

DEFENSE		
LE	95	Sean McNanie
NT	76	Fred Smerlas
RE	78	Bruce Smith
OLB	57	Lucius Sanford (8)
	52	Guy Frazier (7)
ILB	58	George Cumby (9)
	50	Ray Bentley (7)
ILB	54	Eugene Marve
OLB	56	Darryl Talley
LCB	36	Rodney Bellinger
RCB	26	Charles Romes
FS	22	Steve Freeman
SS	43	Martin Bayless

PASSING	Att	Cmp	Yds	Cmp%	Yds/Att	TD	TD%	Int	Int%	Long	Sack/Lost	Rating
Kelly	480	285	3593	59.4	7.49	22	4.6	17	3.5	84	43/330	83.3
Reich	19	9	104	47.4	5.47	0	0.0	2	10.5	37	2/4	24.8
BILLS	499	294	3697	58.9	7.41	22	4.4	19	3.8	84	45/334	80.9
OPPONENTS	570	343	4069	60.2	7.14	21	3.7	10	1.8	71	36/267	86.9



# 1987 SEASON STATISTICS

7-8 | 4TH IN AFC EAST | HEAD COACH MARV LEVY

Date	W/L Score	Opponent	Attendance
9/13	L 28-31	NY Jets	76,718
9/20	W 34-30	Houston	56,534
9/27	C	at Dallas	
10/4	L 6-47	Indianapolis*	9,860
10/11	L 7-14	at New England*	11,878
10/18	W 6-3 (OT)	NY Giants*	15,373
10/25	W 34-31 (OT)	at Miami	61,295
11/1	L 7-27	Washington	71,640
11/8	W 21-14	Denver	63,698
11/15	L 21-27	at Cleveland	78,409
11/22	W 17-14	at NY Jets	58,407
11/29	W 27-0	Miami	68,055
12/6	L 21-34	at LA Raiders	43,143
12/13	W 27-3	at Indianapolis	60,253
12/20	L 7-13	New England	74,945
12/27	L 7-17	at Philadelphia	57,547

C (Canceled due to players' strike.)

\* Replacement players

	BUF	OPP
<b>TOTAL FIRST DOWNS</b>	294	297
Rushing	111	114
Passing	151	162
Penalty	32	21
3rd Down: Made/Att	77/208	82/220
3rd Down Pct.	37.0	37.3
4th Down: Made/Att	8/19	10/18
4th Down: Pct.	42.1	55.6

<b>POSSESSION AVG.</b>	28:41	31:19
------------------------	-------	-------

<b>TOTAL NET YARDS</b>	4741	4906
Avg. per Game	316.1	327.1
Total Plays	1018	1022
Avg. per Play	4.7	4.8

<b>NET YARDS RUSHING</b>	1840	2052
Avg. per Game	122.7	136.8
Total Rushes	465	541

<b>NET YARDS PASSING</b>	2901	2854
Avg. per Game	193.4	190.3
Sacked/Yards Lost	37/345	34/267
Gross Yards	3246	3121
Att./Completions	516/292	447/249
Completion Pct.	56.6	55.7
Had Intercepted	19	17

<b>PUNTS/AVERAGE</b>	83/38.2	88/36.7
----------------------	---------	---------

<b>NET PUNTING AVG.</b>	33.9	31.8
-------------------------	------	------

<b>PENALTIES/YARDS</b>	94/762	103/840
------------------------	--------	---------

<b>FUMBLES/BALL LOST</b>	41/24	37/14
--------------------------	-------	-------

<b>TOUCHDOWNS</b>	33	37
Rushing	9	11
Passing	21	25
Returns	3	1

<b>SCORE BY PERIOD</b>	Q1	Q2	Q3	Q4	OT	PTS
BILLS	17	86	51	110	6	270
OPPONENTS	54	113	77	61	0	305

<b>SCORING</b>	TD	Ru	Pa	Rt	K-PAT	FG	S	Pts
Norwood	0	0	0	0	31/31	10/15	0	50
Riddick	8	5	3	0	0/0	0/0	1	61
Reed	5	0	5	0	0/0	0/0	0	30
Burkett	4	0	4	0	0/0	0/0	0	24
Harmon	4	2	2	0	0/0	0/0	0	24

T. Johnson	2	0	2	0	0/0	0/0	0	12
Mueller	2	2	0	0	0/0	0/0	0	12
Rolle	2	0	2	0	0/0	0/0	0	12
Schlopy	0	0	0	0	1/2	2/5	0	7
Broughton	1	1	0	0	0/0	0/0	0	6
M. Brown	1	1	0	0	0/0	0/0	0	6
Kelso	1	0	0	0	0/0	0/0	0	6
McFadden	1	0	1	0	0/0	0/0	0	6
McNanie	1	0	0	0	0/0	0/0	0	6
Smith	1	0	0	0	0/0	0/0	0	6
Tasker	0	0	0	0	0/0	0/0	1	2
BILLS	33	9	21	3	32/33	12/20	2	270
OPP	37	11	25	1	36/37	15/20	1	305

**SACKS:** Smith 12.0, Bennett 8.5, Seals 3.5, McNanie 2.5, Armstrong 2.0, Beniley 1.0, Drane 1.0, Martin 1.0, Smerlas 1.0, Talley 1.0, Conlan 0.5  
**BILLS:** 34.0, **OPPONENTS:** 37.0

<b>RUSHING</b>	No.	Yds	Avg	Long	TD
Harmon	116	485	4.2	21	2
Mueller	82	354	4.3	20	2
Byrum	66	280	4.2	30	0
Riddick	59	221	3.7	25	5
R. Porter	47	177	3.8	13	0
Kelly	29	133	4.6	24	0
Bell	14	60	4.3	11	0
Sheperd	12	42	3.5	19	0
King	9	28	3.1	8	0
Williams	9	25	2.8	9	0
Partridge	1	13	13.0	13	0
Totten	12	11	0.9	7	0
Manucci	4	6	1.5	9	0
McClure	2	4	2.0	3	0
Reed	1	1	1.0	1	0
K. Porter	2	0	0.0	1	0
BILLS	465	1840	4.0	30	9
OPP	541	2052	3.8	42	11

<b>RECEIVING</b>	No.	Yds	Avg	Long	TD
Reed	57	752	13.2	40	5
Burkett	56	765	13.7	47	4
Harmon	56	477	8.5	42	2
Metzelaars	28	290	10.4	34	0
T. Johnson	15	186	12.4	26	2
Riddick	15	96	6.4	17	3
M. Brown	9	120	13.3	30	1
Gaines	9	115	12.8	37	0
McKeller	9	80	8.9	22	0
R. Porter	9	70	7.8	26	0
Broughton	5	90	18.0	39	1
McFadden	4	41	10.3	13	1
Bell	4	37	9.3	12	0
Byrum	3	23	7.7	20	0
Mueller	3	13	4.3	11	0
Bynum	2	24	12.0	17	0
Rolle	2	6	3.0	3	2
Kelly	1	35	35.0	35	0
Chetti	1	9	9.0	9	0
Belk	1	7	7.0	7	0
Williams	1	5	5.0	5	0
King	1	3	3.0	3	0
Sheperd	1	2	2.0	2	0
BILLS	292	3246	11.1	47	21
OPP	249	3121	12.5	55	25

<b>INTERCEPTIONS</b>	No.	Yds	Avg	Long	TD
Kelso	6	25	4.2	13	0
Pitts	3	19	6.3	12	0
Burroughs	2	11	5.5	14	0

Radecic	2	4	2.0	4	0
Clark	1	23	23.0	23	0
Schankweiler	1	7	7.0	7	0
Cokeley	1	4	4.0	4	0
Davis	1	0	0.0	0	0
BILLS	17	93	5.5	23	0
OPP	19	177	9.3	28	0

<b>PUNTING</b>	No.	Yds	Avg	Net	Tb	In	Lg	B
Kidd	64	2495	39.0	34.5	7	20	67	0
Partridge	18	678	37.7	31.9	2	3	52	1
BILLS	83	3173	38.2	33.9	9	23	67	1
OPP	88	3229	36.7	31.8	10	13	77	4

<b>PUNT RETURNS</b>	Ret	FC	Yds	Avg	Long	TD
Pitts	23	12	149	6.5	19	0
McFadden	8	3	83	10.4	23	0
BILLS	31	15	232	7.5	23	0
OPP	35	13	179	5.1	17	0

<b>KICKOFF RETURNS</b>	No.	Yds	Avg	Long	TD
Tasker	11	197	17.9	39	0
R. Porter	8	219	27.4	40	0
McFadden	7	121	17.3	26	0
Riddick	7	151	21.6	31	0
Mueller	5	74	14.8	20	0
Armstrong	2	25	12.5	18	0
M. Brown	2	35	17.5	18	0
Harmon	1	30	30.0	30	0
Radecic	1	14	14.0	14	0
Rolle	1	6	6.0	6	0
BILLS	45	872	19.4	40	0
OPP	43	679	15.8	34	0

<b>FIELD GOALS</b>	1-19	20-29	30-39	40-49	50+
Norwood	0-0	3-4	4-6	3-5	0-0
Schlopy	0-0	1-1	1-3	0-1	0-0
BILLS	0-0	4-5	5-9	3-6	0-0
OPP	0-0	5-5	7-8	2-5	1-2

Norwood: ( ) (45G, 38G) ( ) ( ) (22B, 41G, 43N, 27G) ( ) (30G) (38N, 36N) (42N) (39G, 47N, 28G) ( ) (39G, 25G) ( ) ( ) ( )  
 Schlopy: (30N, 44N, 31G, 28N, 27G)  
 OPPONENTS: (29G) (52G, 27G, 30G) (36G) ( ) (37N, 22G, 40N) (46G) (30G, 33G) ( ) (22G, 52N, 40G) (44N) ( ) (22G, 33G, 44N) (30G) ( ) (39G)

<b>USUAL STARTERS</b>	
<b>OFFENSE</b>	
WR 85	Chris Burkett
LT 73	Will Wolford
LG 51	Jim Ritcher
C 67	Kent Hull
RG 65	Tim Vogler
RT 70	Joe Devlin
TE 88	Pete Metzelaars
WR 83	Andre Reed
FB 35	Carl Byrum (6)
	Jamie Mueller (6)
RB 33	Ronnie Harmon
QB 12	Jim Kelly
<b>DEFENSE</b>	
LE 95	Sean McNanie
NT 76	Fred Smerlas
RE 78	Bruce Smith
LOLB 55	Cornelius Bennett
LILB 58	Shane Conlan
RILB 97	Scott Radecic
ROLB 56	Darryl Talley
LCB 29	Derrick Burroughs
RCB 37	Nate Odomes
FS 38	Mark Kelso
SS 45	Dwight Drane

<b>PASSING</b>	Att	Cmp	Yds	Cmp%	Yds/Att	TD	TD%	Int	Int%	Long	Sack/Lost	Rating
Kelly	419	250	2768	59.7	6.61	19	4.5	11	2.6	47	27/239	83.8
McClure	38	20	181	52.6	4.76	0	0.0	3	1.7	30	2/17	32.9
Totten	33	13	155	39.4	4.70	2	6.1	2	6.1	37	5/62	49.4
Manucci	21	7	68	33.3	3.24	0	0.0	2	9.5	15	3/27	2.8
Miller	3	1	9	33.3	3.00	0	0.0	1	33.3	9	0/0	0.0
Kidd	1	0	0	0.0	0.00	0	0.0	0	0.0	0	0/0	39.8
Riddick	1	1	35	100.0	35.00	0	0.0	0	0.0	35	0/0	118.8
BILLS	519	292	3246	56.6	6.29	21	4.1	19	3.7	47	37/345	73.7
OPPONENTS	447	249	3121	55.7	6.98	25	5.6	17	3.8	57	34/267	80.4



# 1988 SEASON STATISTICS

12-4 | 1ST IN AFC EAST | HEAD COACH MARV LEVY

Date	W/L Score	Opponent	Attendance
9/4	W 13-10	Minnesota	76,783
9/11	W 9-6	Miami	79,520
9/18	W 16-14	at New England	55,945
9/25	W 36-28	Pittsburgh	78,735
10/2	L 3-24	at Chicago	62,793
10/9	W 34-23	Indianapolis	76,018
10/17	W 37-14	at NY Jets	70,218
10/23	W 23-20	New England	76,824
10/30	W 28-0	Green Bay	79,176
11/6	W 13-3	at Seattle	61,074
11/14	W 31-6	at Miami	67,091
11/20	W 9-6 (OT)	NY Jets	78,389
11/27	L 21-35	at Cincinnati	58,672
12/4	L 5-10	at Tampa Bay	49,498
12/11	W 37-21	LA Raiders	77,348
12/18	L 14-17	at Indianapolis	59,908

AFC DIVISIONAL PLAYOFF		
1/1	W 17-10	Houston
AFC CHAMPIONSHIP GAME		
1/8	L 10-21	at Cincinnati

TOTAL FIRST DOWNS	BUF	OPP
Rushing	313	299
Passing	137	114
Penalty	161	146
	15	39
3rd Down: Made/Att	88/207	69/192
3rd Down Pct.	42.5	35.9
4th Down: Made/Att	9/13	6/17
4th Down: Pct.	69.2	35.3

POSSESSION AVG.	29:54	30:06
TOTAL NET YARDS	5315	4578
Avg. per Game	332.2	286.1
Total Plays	1012	971
Avg. per Play	5.3	4.7

NET YARDS RUSHING	2133	1854
Avg. per Game	133.3	115.9
Total Rushes	528	477

NET YARDS PASSING	3182	2724
Avg. per Game	198.9	170.3
Sacked/Yards Lost	30/229	46/322
Gross Yards	3411	3046
Att./Completions	454/271	448/250
Completion Pct.	59.7	55.8
Had Intercepted	17	15

PUNTS/AVERAGE	62/39.5	75/39.7
---------------	---------	---------

NET PUNTING AVG.	35.3	34.5
------------------	------	------

PENALTIES/YARDS	109/824	90/713
-----------------	---------	--------

FUMBLES/BALL LOST	26/16	28/17
-------------------	-------	-------

TOUCHDOWNS	33	29
Rushing	15	14
Passing	15	14
Returns	3	1

SCORE BY PERIOD		Q1	Q2	Q3	Q4	OT	PTS
BILLS		71	83	81	91	3	329
OPPONENTS		44	104	27	62	0	237

SCORING		TD	Ru	Pa	Rt	K-PAT	FG	S	Pts
Norwood	0	0	0	0	33/33	32/37	0	129	
Riddick	13	12	1	1	0/0	0/0	0	84	
Reed	6	0	6	0	0/0	0/0	0	36	
Harmon	4	1	3	0	0/0	0/0	0	24	
Rolle	2	0	2	0	0/0	0/0	0	12	
Thomas	2	2	0	0	0/0	0/0	0	12	
Burkett	1	0	1	0	0/0	0/0	0	6	
F. Johnson	1	0	1	0	0/0	0/0	0	6	
Kelso	1	0	0	1	0/0	0/0	0	6	
Metzelaars	1	0	1	0	0/0	0/0	0	6	
Seals	1	0	0	1	0/0	0/0	0	6	
B. Smith	0	0	0	0	0/0	0/0	1	2	
BILLS	33	15	15	3	33/33	32/37	1	329	
OPP	29	14	14	1	27/29	12/24	0	237	

**SACKS:** B. Smith 11.0, Bennett 9.5, Still 6.0, Wright 5.0, Smerlas 4.0, Talley 2.5, Seals 2.0, Conlan 1.5, Radevic 1.5, Bentley 1.0, Garner 1.0, L. Smith 1.0.  
**BILLS:** 46.0, **OPPONENTS:** 30.0

RUSHING		No.	Yds	Avg	Long	TD
Thomas	207	881	4.3	37f	2	
Riddick	111	438	3.9	21	12	
Mueller	81	296	3.7	20	0	
Harmon	57	212	3.7	32	1	
Kelly	35	154	4.4	20	0	
Byrum	28	91	3.3	11	0	
Reed	6	64	10.7	36	0	
Reich	3	-3	-1.0	-1	0	
BILLS	528	2133	4.0	37f	15	
OPP	477	1854	3.9	58f	14	

RECEIVING		No.	Yds	Avg	Long	TD
Reed	71	968	13.6	65f	6	
T. Johnson	37	514	13.9	49	0	
Harmon	37	427	11.5	36	3	
Metzelaars	33	438	13.3	35	1	
Riddick	30	282	9.4	26	1	
Burkett	23	354	15.4	34	1	
Thomas	18	208	11.6	34	0	
F. Johnson	9	170	18.9	66f	1	
Mueller	8	42	5.3	17	0	
Rolle	2	3	1.5	2f	2	
Byrum	2	0	0.0	3	0	
Kelly	1	5	5.0	5	0	
BILLS	271	3411	12.6	66f	15	
OPP	250	3046	12.2	63f	14	

INTERCEPTIONS		No.	Yds	Avg	Long	TD
Kelso	7	180	25.7	78f	1	
Bennett	2	30	15.0	30	0	
L. Smith	1	14	14.0	14	0	
Cocroft	1	17	17.0	17	0	
Davis	1	3	3.0	3	0	
Bentley	1	0	0.0	0	0	
Conlan	1	0	0.0	0	0	
Odomes	1	0	0.0	0	0	
BILLS	15	244	16.3	78f	1	
OPP	17	202	11.9	40f	1	

PUNTING		No.	Yds	Avg	Net	TB	In	Lg	B
Kidd	62	2451	39.5	35.3	2	13	60	0	
BILLS	62	2451	39.5	35.3	2	13	60	0	
OPP	75	2977	39.7	34.5	12	21	64	2	

PUNT RETURNS		Ret	FC	Yds	Avg	Long	TD
F. Johnson	16	3	72	4.5	16	0	
Tucker	10	5	80	8.0	24	0	
BILLS	26	8	152	5.8	24	0	
OPP	36	10	222	6.2	18	0	

KICKOFF RETURNS		No.	Yds	Avg	Long	TD
Tucker	15	310	20.7	30	0	
F. Johnson	14	250	17.9	24	0	
Harmon	11	249	22.6	37	0	
Riddick	6	100	16.7	23	0	
Byrum	2	9	4.5	9	0	
Pike	1	5	5.0	5	0	
Rolle	1	12	12.0	12	0	
BILLS	50	935	18.7	37	0	
OPP	69	1117	16.2	30	0	

FIELD GOALS		1-19	20-29	30-39	40-49	50+
Norwood	1-1	10-10	15-16	6-9	0-1	
BILLS	1-1	10-10	15-16	6-9	0-1	
OPP	0-0	5-7	3-4	3-8	1-5	

Norwood: (27G,42N,26G)(41G,35G,28G)  
 (38G,44G,41G)(38G,39G,39G,48G,49G)(28G,46N)  
 (52N,45G,19G)(30G,34G,28G)(30G,35G,33G)( )  
 (27G,23G)(30G,39N)(47N,25G,26G,30G)(30G)  
 (30G,30G,22G)  
 OPPONENTS: (42N,30G)(31G,27G,50N)( )  
 (49N)(22G)(31G,49N,40G,22G)( ) (25N,52N,  
 39N)( ) (41G ) (23G,40G,40N)(51N)(29G,29N)(53N,  
 52G,48N)

USUAL STARTERS	
OFFENSE	
WR	86 Trumaine Johnson (9)
	85 Chris Burkett (7)
LT	73 Will Wolford
LG	51 Jim Ritcher
C	67 Kent Hull
RG	65 Tim Vogler
RT	70 Joe Devlin
TE	88 Pete Metzelaars
WR	83 Andre Reed
FB	39 Jamie Mueller
RB	34 Thurman Thomas
QB	12 Jim Kelly

DEFENSE	
LE	72 Art Still
NT	76 Fred Smerlas
RE	78 Bruce Smith
LOLB	55 Cornelius Bennett
LILB	58 Shane Conlan
RILB	50 Ray Bentley
ROLB	56 Darryl Talley
LCB	29 Derrick Burroughs
RCB	37 Nate Odomes
FS	38 Mark Kelso
SS	46 Leonard Smith

PASSING	Att	Cmp	Yds	Cmp%	Yds/Att	TD	TD%	Int	Int%	Long	Sack/Lost	Rating
Kelly	452	269	3380	59.5	7.48	15	3.3	17	3.8	66f	30/229	78.2
Riddick	2	2	31	100.0	15.50	0	0.0	0	0.0	26	0/0	118.8
BILLS	454	271	3411	59.7	7.51	15	3.3	17	3.7	66f	30/229	78.5
OPPONENTS	448	250	3046	55.8	6.80	14	3.1	15	3.3	63f	46/322	73.4



# 1989 SEASON STATISTICS

9-7 | 1ST IN AFC EAST | HEAD COACH MARV LEVY

Date	W/L Score	Opponent	Attendance
9/10	W 27-24	at Miami	54,541
9/18	L 14-28	Denver	78,176
9/24	W 47-41 (OT)	at Houston	57,278
10/1	W 31-10	New England	78,921
10/8	L 14-37	at Indianapolis	58,890
10/16	W 23-20	LA Rams	76,231
10/22	W 34-3	NY Jets	76,811
10/29	W 31-17	Miami	80,208
11/5	L 28-30	at Atlanta	45,267
11/12	W 30-37	Indianapolis	79,256
11/19	L 24-33	at New England	49,663
11/26	W 24-7	Cincinnati	80,074
12/4	L 16-17	at Seattle	57,682
12/10	L 19-22	New Orleans	70,037
12/17	L 10-21	at San Francisco	60,927
12/23	W 37-0	at NY Jets	21,148

## AFC DIVISIONAL PLAYOFF

1/6	L 30-34	at Cleveland	77,706
-----	---------	--------------	--------

	BUF	OPP
<b>TOTAL FIRST DOWNS</b>	334	299
Rushing	136	117
Passing	177	156
Penalty	21	26
3rd Down: Made/Att	86/203	75/213
3rd Down Pct.	42.4	35.2
4th Down: Made/Att	4/8	7/15
4th Down: Pct.	50.0	46.7

## POSSESSION AVG.

30:12	29:48
-------	-------

## TOTAL NET YARDS

5853	5046
Avg. Per Game	365.8 315.4
Total Plays	1045 1030
Avg. Per Play	5.6 4.9

## NET YARDS RUSHING

2264	1840
Avg. Per Game	141.5 115.0
Total Rushes	532 484

## NET YARDS PASSING

3589	3206
Avg. Per Game	224.3 200.4
Sacked/Yards Lost	35/242 38/289
Gross Yards	3831 3495
Att./Completions	478/281 508/255
Completion Pct.	58.8 50.2
Had Intercepted	20 23

## PUNTS/AVERAGE

67/38.3	75/38.3
---------	---------

## NET PUNTING AVG.

32.2	32.1
------	------

## PENALTIES/YARDS

103/831	87/616
---------	--------

## FUMBLES/BALL LOST

30/21	31/13
-------	-------

## TOUCHDOWNS

49	34
Rushing	15 15
Passing	32 14
Returns	2 5

SCORE BY PERIOD	Q1	Q2	Q3	Q4	OT	PTS
BILLS	59	117	92	135	6	409
OPP	62	44	88	123	0	317

## SCORING

TD	Ru	Pa	Rt	K-PAT	FG	S	PTS
Norwood	0	0	0	0	46/48	23/30	0 115
Thomas	12	6	6	0	0/0	0/0	0 72
Reed	9	0	0	0	0/0	0/0	0 54
Kinnebrew	6	6	0	0	0/0	0/0	0 36
Harmon	4	0	4	0	0/0	0/0	0 24
K. Davis	3	1	2	0	0/0	0/0	0 18
Lofton	3	0	3	0	0/0	0/0	0 18
Beebe	2	0	2	0	0/0	0/0	0 12
Kelly	2	0	2	0	0/0	0/0	0 12
McKellar	2	0	2	0	0/0	0/0	0 12
Metzelaars	2	0	2	0	0/0	0/0	0 12
Jackson	1	0	1	0	0/0	0/0	0 6
Johnson	1	0	1	0	0/0	0/0	0 6
Kelso	1	0	1	0	0/0	0/0	0 6
Rolle	1	0	1	0	0/0	0/0	0 6
BILLS	49	15	32	46/48	23/30	0	409
OPP	34	15	14	5	33/34	26/37	1 317

## SACKS:

B. Smith 13.0, Talley 6.0, Bennett 5.5, Seals 4.0, Wright 3.0 Radevic 4.5, Burroughs 1.0, Cofield 1.0, Conlan 1.0, Odomes 1.0, Smerlas 1.0  
BILLS: 38.0 OPPONENTS: 35.0

## RUSHING

No.	Yds	Avg	Long	TD	
Thomas	298	12.44	4.2	38	6
Kinnebrew	131	5.33	4.1	25	6
K. Davis	29	1.49	5.1	21	1
Kelly	29	1.37	4.7	19	2
Harmon	17	.99	5.8	24	0
Mueller	16	4.4	2.8	9	0
Reed	2	31	15.5	23	0
Gelbaugh	1	-3	-3.0	-3	0
BILLS	532	2264	4.3	38	15
OPP	484	1840	3.8	33	15

## RECEIVING

No.	Yds	Avg	Long	TD	
Reed	88	13.12	14.9	78†	9
Thomas	60	6.69	11.2	74†	6
Harmon	29	3.63	12.5	42†	4
Johnson	25	3.03	12.1	36	1
McKellar	20	3.41	17.1	39†	2
Metzelaars	18	1.79	9.9	23	2
Beebe	17	3.17	18.6	63†	2
Lofton	8	1.66	20.8	47	3
K. Davis	6	.92	15.3	29	2
Kinnebrew	5	6.0	12.0	18	0
Burkett	3	2.0	6.7	9	0
Mueller	1	8	8.0	8	0
Rolle	1	1	1.0	1†	1
BILLS	281	3831	13.6	78†	32
OPP	255	3495	13.7	78†	14

## INTERCEPTIONS

No.	Yds	Avg	Long	TD	
Kelso	6	10.1	16.8	43	0
Odomes	5	20	4.0	13	0
L. Smith	2	4.6	23.0	24	0
Jackson	2	4.3	21.5	40†	1
Bennett	2	5	2.5	6	0
Drane	1	25	25.0	25	0
Bailey	1	16	16.0	16	0
Still	1	10	10.0	10	0
Sutton	1	3	3.0	3	0
Conlan	1	0	0.0	0	0
Wright	1	0	0.0	0	0
BILLS	23	269	11.7	43	1
OPP	20	364	18.2	80†	2

PUNTING	No.	Yds	Avg	Net	TB	In	Lg	B
Kidd	65	3564	39.4	32.2	9	15	60	2
BILLS	67	3564	38.3	32.2	9	15	60	2
OPP	75	2870	38.3	32.1	8	18	59	0

## PUNT RETURNS

Ret	FC	Yds	Avg	Long	TD	
Sutton	26	9	231	8.9	26	0
Tucker	6	3	63	10.5	14	0
Johnson	1	0	7	7.0	7	0
BILLS	33	12	301	9.1	26	0
OPP	25	15	227	9.1	25	0

## KICKOFF RETURNS

No.	Yds	Avg	Long	TD	
Harmon	18	409	22.7	49	0
Beebe	16	353	22.1	85	0
Tucker	10	166	16.6	23	0
K. Davis	3	52	17.3	20	0
Rolle	2	20	10.0	14	0
Tasker	2	39	19.5	20	0
Jackson	1	0	0.0	0	0
Mueller	1	19	19.0	19	0
BILLS	53	1058	20.0	85	0
OPP	75	1187	15.8	40	0

## FIELD GOALS

1-19 20-29 30-39 40-49 50+  
Norwood 0-0 5-6 8-9 10-15 0-0  
BILLS 0-0 5-6 8-9 10-15 0-0  
OPP 0-0 10-11 9-11 4-8 3-7

Norwood: [34G, 37G][43N][43G, 26G][36G][40N][38G, 47G, 40G][37N, 38G, 27G][45G, 43N][142G, 40G, 42N, 32G][24N, 31G][24G][32G, 40G, 43G, 48N][43G, 48G][23G][26G]  
OPPONENTS: (29G)[22G, 33G, 46G, 24G][26G, 47N, 52G, 37N][35G, 37N][32G, 46G, 25G][34G, 36G][52N, 41G][45G][45N, 54G, 26G, 50G][134G, 24G, 34G, 38G][129G, 50N, 53N][41N, 31G, 26G, 50N, 22G][44N][29N]

## USUAL STARTERS

OFFENSE	
WR	83 Andre Reed
TE	84 Keith McKeller
LT	73 Will Wolford
LG	51 Jim Ritcher
C	67 Kent Hull
RG	70 Joe Devlin
RT	75 Howard Ballard
TE	88 Pete Metzelaars
FB	28 Larry Kinnebrew
RB	34 Thurman Thomas
QB	12 Jim Kelly

DEFENSE	
LE	72 Art Stiller
NT	76 Fred Smerlas
RE	78 Bruce Smith
LOLB	55 Cornelius Bennett
LILB	58 Shane Conlan (9) Scott Radevic (7)
RILB	50 Ray Bentley
ROLB	56 Darryl Talley
LCB	47 Kirby Jackson
RCB	37 Nate Odomes
FS	38 Mark Kelso
SS	46 Leonard Smith

PASSING	Att	Cmp	Yds	Cmp%	Yds/Att	TD	TD%	Int	Int%	Long	Sack/Lost	Rating
Kelly	391	228	3130	58.3	8.01	25	6.4	18	4.6	78†	30/216	86.2
Reich	87	53	701	60.9	8.06	7	8.0	2	2.3	63†	4/24	103.7
Johnson	0	0	0	0.0	0.00	0	0.0	0	0.0	0	1/2	0.0
BILLS	478	281	3831	58.8	8.01	32	6.7	20	4.2	78†	35/242	89.3
OPPONENTS	508	255	3495	50.2	6.88	14	2.8	23	4.5	78†	38/289	62.9





# 1990 SEASON STATISTICS

13-3 | 1ST IN AFC EAST | AFC CHAMPIONS | HEAD COACH MARV LEVY

Date	W/L Score	Opponent	Attendance
9/9	W 26-10	Indianapolis	78,899
9/16	L 7-30	at Miami	68,142
9/24	W 30-7	at NY Jets	69,927
9/30	W 29-28	Denver	74,393
10/7	W 38-24	LA Raiders	80,076
10/21	W 30-27	NY Jets	79,002
10/28	W 27-10	at New England	51,959
11/4	W 42-0	at Cleveland	78,331
11/11	W 45-14	Phoenix	74,904
11/18	W 14-0	New England	74,720
11/26	L 24-27	at Houston	60,130
12/2	W 30-23	Philadelphia	79,320
12/9	W 31-7	at Indianapolis	53,268
12/15	W 17-13	at NY Giants	66,893
12/23	W 24-14	Miami	80,235
12/30	L 14-29	at Washington	52,397

**AFC DIVISIONAL PLAYOFF**  
1/12 W 44-34 Miami 77,087

**AFC CHAMPIONSHIP GAME**  
1/20 W 51-3 LA Raiders 80,324

**SUPER BOWL XXV, TAMPA STADIUM**  
1/27 L 19-20 NY Giants 73,813

TOTAL FIRST DOWNS	BUF	OPP
Rushing	123	105
Passing	161	159
Penalty	18	24
3rd Down: Made/Att	82/186	89/208
3rd Down Pct.	44.1	42.8
4th Down: Made/Att	5/11	10/19
4th Down: Pct.	45.5	52.6

**POSSESSION AVG.** 28:39 31:21

TOTAL NET YARDS	5276	4607
Avg. Per Game	329.8	287.9
Total Plays	931	981
Avg. Per Play	5.7	4.7

NET YARDS RUSHING	2080	1808
Avg. Per Game	130	113
Total Rushes	479	483

NET YARDS PASSING	3196	2799
Avg. Per Game	199.8	174.9
Sacked/Yards Lost	27/208	43/326
Gross Yards	3404	3125
Att./Completions	425/263	455/254
Completion Pct.	61.9	55.8
Had Intercepted	11	18

**PUNTS/AVERAGE** 58/39.3 66/38.2

**NET PUNTING AVG.** 33.6 34.0

**PENALTIES/YARDS** 92/683 107/839

**FUMBLES/BALL LOST** 17/10 33/17

TOUCHDOWNS	53	30
Rushing	20	13
Passing	28	17
Returns	5	0

SCORE BY PERIOD	Q1	Q2	Q3	Q4	OT	PTS
BILLS	83	116	69	160	0	428
OPP	55	74	72	62	0	263

SCORING	TD	Ru	Pa	Rt	K-PAT	FG	S	Pts
Norwood	0	0	0	0	50/53	20/29	0	110
Thomas	13	11	2	0	0/0	0/0	0	78
Reed	8	0	8	0	0/0	0/0	0	48
K. Davis	5	4	1	0	0/0	0/0	0	30
McKellar	5	0	5	0	0/0	0/0	0	30
Lofton	4	0	4	0	0/0	0/0	0	24
Mueller	3	2	1	0	0/0	0/0	0	18
Rolle	3	0	3	0	0/0	0/0	0	18
D. Smith	2	2	0	0	0/0	0/0	0	12
Tasker	2	0	2	0	0/0	0/0	0	12
Beebe	1	0	1	0	0/0	0/0	0	6
Bennett	1	0	0	1	0/0	0/0	0	6
Kinnebrew	1	0	0	0	0/0	0/0	0	6
Metzelaars	1	0	1	0	0/0	0/0	0	6
Odomes	1	0	0	1	0/0	0/0	0	6
L. Smith	1	0	0	1	0/0	0/0	0	6
Talley	1	0	0	1	0/0	0/0	0	6
Williams	1	0	0	1	0/0	0/0	0	6
BILLS	53	20	28	5	50/53	20/29	428	
OPP	30	13	17	0	29/30	18/24	263	

**SACKS:** B. Smith 19.0, Wright 5.0, Bennett 4.0, Seals 4.0, Talley 4.0, Bailey 2.0, Lodish 2.0, Conlan 1.0, Hicks 1.0, Garner 0.5, Patton 0.5.  
**BILLS:** 43.0, **OPPONENTS:** 27.0

RUSHING	No.	Yds	Avg	Long	TD
Thomas	271	1297	4.8	80t	11
K. Davis	64	302	4.7	47	4
Mueller	59	207	3.5	20	2
D. Smith	20	82	4.1	13	2
Kelly	22	63	2.9	15	0
Gardner	15	41	2.7	14	0
Reich	15	24	1.6	9	0
Beebe	1	23	23.0	23	0
Reed	3	23	7.7	26	0
Kinnebrew	9	18	2.0	4	1
BILLS	479	2080	4.3	80t	20
OPP	483	1808	3.7	51	13

RECEIVING	No.	Yds	Avg	Long	TD
Reed	71	945	13.3	56t	8
Thomas	49	532	10.9	63	2
Lofton	35	712	20.3	71	4
McKellar	34	464	13.6	43	5
D. Smith	21	225	10.7	39	0
Mueller	16	106	6.6	30	1
Beebe	11	221	20.1	49	1
Metzelaars	10	60	6.0	12	1
K. Davis	9	78	8.7	16	1
Rolle	3	6	2.0	3t	3
Tasker	2	44	22.0	24t	2
Edwards	2	11	5.5	6	0
BILLS	263	3404	12.9	71	28
OPP	254	3125	12.3	95t	17

INTERCEPTIONS	No.	Yds	Avg	Long	TD
Jackson	3	16	5.3	14	0
Talley	2	60	30.0	60t	1
L. Smith	2	39	19.5	39t	1
Hagy	2	23	11.5	23	0
Kelso	2	0	0.0	0	0
Williams	2	0	0.0	0	0
Bentley	1	13	13.0	13	0
Hicks	1	0	0.0	0	0

Odomes	1	0	0.0	0	0
Pool	1	0	0.0	0	0
Seals	1	0	0.0	0	0
BILLS	18	151	8.4	60t	2
OPP	11	156	14.2	61	0

PUNTING	No.	Yds	Avg	Net	Tb	In	Lg	B
Tuten	53	2107	39.8	34.2	4	12	55	0
Nies	5	174	34.8	27.4	0	0	39	0
BILLS	58	2281	39.3	33.6	4	12	55	0
OPP	66	2523	38.2	34.0	5	18	61	3

PUNT RETURNS	Ret	FC	Yds	Avg	Long	TD
Edwards	14	5	92	6.6	16	0
Hale	10	4	76	7.6	25	0
Odomes	1	0	9	9.0	9	0
BILLS	25	9	177	7.1	25	0
OPP	31	12	251	8.1	21	0

KICKOFF RETURNS	No.	Yds	Avg	Long	TD
D. Smith	32	643	20.1	38	0
Edwards	11	256	23.3	54	0
Beebe	6	119	19.8	27	0
Rolle	2	22	11.0	11	0
BILLS	51	1040	20.4	54	0
OPP	73	1129	15.5	35	0

FIELD GOALS	1-19	20-29	30-39	40-49	50+
Norwood	0-0	9-11	5-8	6-10	0-0
BILLS	0-0	9-11	5-8	6-10	0-0
OPP	2-2	9-12	5-6	2-3	0-1

Norwood : (29G,44N,31G,37G,43N,47G)( ) (24N,48G,42G,27G)(37N,37G,48N)(23G) (29G,24N)(35G,35G)(42N)(25G)(30N)(43G) (43G,21G,45G,36N)(25G)(29G)(21G)( )  
OPPONENTS: (24G,29N)(23G,29G,48G)( ) (49N,24N)(50N,19G)(28G,25G)(32G) ( ) (35N)(25G,36G)(32G) ( ) (23G,22G)(28N) (37G,24G,19G,43G,32G)

### USUAL STARTERS

OFFENSE	WR	80	James Lofton
LT	69	Will Wolford	
LG	51	Jim Ritcher	
C	67	Kent Hull	
RG	65	John Davis	
RT	75	Howard Ballard	
TE	84	Keith McKellar	
WR	83	Andre Reed	
FB	39	Jamie Mueller	
RB	34	Thurman Thomas	
QB	12	Jim Kelly	

### DEFENSE

DEFENSE	LE	96	Leon Seals
NT	91	Jeff Wright	
RE	78	Bruce Smith	
LOLB	55	Cornelius Bennett	
LILB	58	Shane Conlan	
RILB	50	Ray Bentley (9)	
LB	54	Carlton Bailey (6)	
ROLB	56	Darryl Talley	
LCB	47	Kirby Jackson	
RCB	37	Nate Odomes	
FS	22	John Hagy	
SS	46	Leonard Smith	

PASSING	Att	Cmp	Yds	Cmp%	Yds/Att	TD	TD%	Int	Int%	Long	Sack/Lost	Rating
Kelly	480	285	3593	59.4	7.49	22	4.6	17	3.5	84t	43/330	83.3
Reich	19	9	104	47.4	5.47	0	0.0	2	10.5	37t	2/4	24.8
BILLS	499	294	3697	58.9	7.41	22	4.4	19	3.8	84t	45/334	80.9
OPPONENTS	570	343	4069	60.2	7.14	21	3.7	10	1.8	71t	36/267	86.9



# 1991 SEASON STATISTICS

13-3 | 1ST IN AFC EAST | AFC CHAMPIONS | HEAD COACH MARV LEVY

Date	W/L Score	Opponent	Attendance
9/1	W 35-31	Miami	80,252
9/8	W 52-34	Pittsburgh	79,545
9/15	W 23-20	at NY Jets	65,309
9/22	W 17-10	at Tampa Bay	57,323
9/29	W 35-20	Chicago	80,366
10/7	L 6-33	at Kansas City	76,120
10/13	W 42-6	Indianapolis	79,015
10/21	W 35-16	Cincinnati	80,131
11/3	W 22-17	New England	78,278
11/10	W 34-24	at Green Bay	52,175
11/18	W 41-27	at Miami	71,062
11/24	L 13-16	at New England	47,053
12/1	W 24-13	NY Jets	80,243
12/8	W 30-27 (OT)	at LA Raiders	85,081
12/15	W 35-7	at Indianapolis	48,286
12/22	L 14-17(OT)	Detroit	78,059

AFC DIVISIONAL PLAYOFF			
1/5	W 37-14	Kansas City	80,182
AFC CHAMPIONSHIP GAME			
1/12	W 10-7	Denver	80,272
SUPER BOWL XXVI, METRODOME			
1/26	L 24-37	Washington	63,130

TOTAL FIRST DOWNS			
Rushing	359	335	
Passing	128	138	
Penalty	208	166	
3rd Down: Made/Att	23	31	
3rd Down Pct.	90/191	74/218	
4th Down: Made/Att	47.1	33.9	
4th Down Pct.	4/12	8/20	
4th Down Pct.	33.3	40.0	

POSSESSION AVG.			
	26:04	33:56	
TOTAL NET YARDS			
Avg. Per Game	6252	5458	
Total Plays	390.8	341.1	
Avg. Per Play	1056	1086	
	5.9	5.0	

NET YARDS RUSHING			
Avg. Per Game	2381	2044	
Total Rushes	148.8	127.8	
	505	519	

NET YARDS PASSING			
Avg. Per Game	3871	3414	
Total Plays	241.9	213.4	
Sacked/Yards Lost	35/269	31/246	
Gross Yards	4140	3660	
Att./Completions	516/332	536/299	
Completion Pct.	64.3	55.8	
Had Intercepted	19	23	

PUNTS/AVERAGE			
	54/38.6	70/39.1	

NET PUNTING AVG.			
	36.1	33.4	

PENALTIES/YARDS			
	114/870	109/933	

FUMBLES/BALL LOST			
	25/16	26/14	

TOUCHDOWNS					
	58	34			
Rushing	16	20			
Passing	39	12			
Returns	3	2			

SCORE BY PERIOD						
Q1	Q2	Q3	Q4	OT	PTS	
BILLS	82	130	106	137	3	458
OPP	40	87	92	96	3	318

SCORING										
TD	Ru	Pa	Rt	K-PAT	FG	S	Pts			
Norwood	0	0	0	56/58	18/29	0	110			
Thomas	12	7	5	0/0	0/0	0	72			
Reed	10	0	10	0/0	0/0	0	60			
Lofton	8	0	8	0/0	0/0	0	48			
Beebe	6	0	6	0/0	0/0	0	36			
K. Davis	5	4	1	0/0	0/0	0	30			
Gardner	4	4	0	0/0	0/0	0	24			
McKellar	3	0	3	0/0	0/0	0	18			
Edwards	2	2	1	0/0	0/0	0	12			
Metzelaars	2	0	0	0/0	0/0	0	12			
Rolle	2	2	0	0/0	0/0	0	12			
Bennett	1	0	1	0/0	0/0	0	6			
Kelly	1	1	0	0/0	0/0	0	6			
Odomes	1	0	1	0/0	0/0	0	6			
Tasker	1	0	1	0/0	0/0	0	6			
BILLS	58	16	39	3	56/58	18/29	458			
OPP	34	20	12	2	33/34	27/35	318			

**SACKS:** Bennett 9.0, Wright 6.0, Talley 4.0, Hansen 2.0, L. Smith 2.0, Lodish 1.5, B. Smith 1.5, Jackson 1.0, Odomes 1.0, Rogers 1.0, Seals 1.0, Bills 1.0, OPP: 31.0

**OPPONENTS:** 35.0

RUSHING					
No.	Yds	Avg	Long	TD	
Thomas	288	1407	4.9	33	7
K. Davis	129	624	4.8	78	4
Gardner	42	146	3.5	18	4
Reed	12	136	11.3	46	0
Kelly	20	45	2.3	12	1
Edwards	1	17	17.0	17	0
Reich	13	6	0.5	8	0
BILLS	505	2381	4.7	78	16
OPP	519	2044	3.9	56	20

RECEIVING					
No.	Yds	Avg	Long	TD	
Reed	81	1113	13.7	55	10
Thomas	62	631	10.2	50	5
Lofton	57	1072	18.8	77	8
McKellar	44	434	9.9	29	3
Beebe	32	414	12.9	34	6
Edwards	22	228	10.4	33	1
K. Davis	20	118	5.9	14	1
Metzelaars	5	54	10.8	51	2
Gardner	3	20	6.7	11	0
Rolle	3	10	3.3	5	2
Tasker	2	39	19.5	20	1
Alexander	1	7	7.0	7	0
BILLS	332	4140	12.5	77	39
OPP	299	3660	12.2	78	12

INTERCEPTIONS					
No.	Yds	Avg	Long	TD	
Odomes	5	120	24.0	48	1
Talley	5	45	9.0	13	0
Jackson	4	31	7.8	15	0
L. Smith	3	22	7.3	22	0
Kelso	2	0	0.0	0	0
Bentley	1	58	58.0	58	0
Hale	1	0	0.0	0	0

Hicks	1	0	0.0	0	0
Williams	1	0	0.0	0	0
BILLS	23	276	12.0	58	1
OPP	19	320	16.8	57	2

PUNTING							
No.	Yds	Avg	Net Bk	In	Lg	B	
Mohr	54	2085	38.6	36.1	4	12	58
BILLS	54	2085	38.6	36.1	4	12	58
OPP	70	2740	39.1	33.4	6	19	93

PUNT RETURNS						
Ref	FC	Yds	Avg	Long	TD	
Edwards	13	9	69	5.3	21	0
Hicks	12	7	203	16.9	59	0
Odomes	1	0	9	9.0	9	0
BILLS	26	16	281	10.8	59	0
OPP	15	17	53	3.5	20	0

KICKOFF RETURNS					
No.	Yds	Avg	Long	TD	
Edwards	31	623	20.1	91	1
Fuller	8	125	15.6	22	0
Beebe	7	121	17.3	24	0
K. Davis	4	73	18.3	23	0
Gardner	1	10	10.0	10	0
Taylor	1	18	18.0	18	0
Rolle	0	0	-	0	0
BILLS	52	970	18.7	91	1
OPP	62	1266	20.4	54	0

FIELD GOALS					
1-19	20-29	30-39	40-49	50+	
Norwood	1-1	7-8	3-7	5-9	2-4
BILLS	1-1	7-8	3-7	5-9	2-4
OPP	3-3	13-13	5-9	5-6	1-4

Norwood: (25N)(50N,50G)(52G,25G,44G,48N)(36N,33G)(49N)(44G,25G)(1)(1)9G,47N,21G,42G)(38G,21G)(42G,21G)(23G,29G)(31G)(49N,32N,36N,42G)(1)(52N,37N)  
 OPPONENTS: (21G)(50N,25G,27G)(32G,39G,51N)(39N,19G)(28G,42G)(41G,40G,24G,22G)(26G,29G)(32G,53G,42G)(46N,36G,35N)(25G)(33G,28G)(50N,46G,32N)(19G,23G)(19G,28G)(1)(30N,21G)

USUAL STARTERS		
OFFENSE		
WR	80	James Lofton
LT	69	Will Wolford
LG	51	Jim Ritcher
C	67	Kent Hull
RG	65	John Davis
RT	75	Howard Ballard
TE	84	Keith McKeller
WR	83	Andre Reed
WR	82	Don Beebe
RB	34	Thurman Thomas
QB	12	Jim Kelly

DEFENSE		
LE	96	Leon Seals
NT	91	Jeff Wright
RE	90	Phil Hansen
LOLB	97	Cornelius Bennett
ILB	58	Shane Conlan
RIILB	54	Carlton Bailey
ROLB	56	Darryl Talley
LCB	47	Kirby Jackson
RCB	37	Nate Odomes
FS	38	Mark Kelso
SS	46	Leonard Smith

PASSING	Att	Cmp	Yds	Cmp%	Yds/Att	TD	TD%	Int	Int%	Long	Sack/Lost	Rating
Kelly	474	304	3844	64.1	8.11	33	7.0	17	3.6	77	31/227	97.6
Reich	41	27	305	65.9	7.44	6	14.6	2	4.9	29	4/42	107.2
Mohr	1	1	-9	100.0	-9.00	0	0.0	0	0.0	-9	0/0	79.2
BILLS	516	332	4140	64.3	8.02	39	7.6	19	3.7	77	35/269	99.0
OPPONENTS	536	299	3660	55.8	6.83	12	2.2	23	4.3	78	31/246	66.6



# 1992 SEASON STATISTICS

11-5 | 2ND IN AFC EAST | AFC CHAMPIONS | HEAD COACH MARV LEVY

Date	W/L Score	Opponent	Attendance
9/6	W 40-7	LA Rams	79,001
9/13	W 34-31	at San Francisco	64,053
9/20	W 38-0	Indianapolis	77,781
9/27	W 41-7	at New England	52,527
10/4	L 10-37	Miami	80,368
10/11	L 3-20	at LA Raiders	52,287
10/26	W 24-20	at NY Jets	68,181
11/1	W 16-7	New England	78,268
11/8	W 28-20	Pittsburgh	80,294
11/16	W 26-20	at Miami	70,629
11/22	W 41-14	Atlanta	80,004
11/29	L 13-16 (OT)	at Indianapolis	50,221
12/6	L 17-24	NY Jets	75,876
12/12	W 27-17	Denver	71,740
12/20	W 20-16	at New Orleans	68,591
12/27	L 3-27	at Houston	61,742

AFC WILDCARD PLAYOFF	Attendance
1/3 W41-38(OT) Houston	75,141
AFC DIVISIONAL PLAYOFF	Attendance
1/9 W 24-3 at Pittsburgh	60,407
AFC CHAMPIONSHIP GAME	Attendance
1/17 W 29-10 at Miami	72,703
SUPER BOWL XXVII, ROSE BOWL	Attendance
1/31 L 17-52 Dallas	98,374

TOTAL FIRST DOWNS	BUF	OPP
Rushing	350	278
Passing	133	77
Penalty	192	185
3rd Down: Made/Att	25	16
3rd Down Pct.	80/202	84/218
4th Down: Made/Att	39.6	38.5
4th Down Pct.	4/10	7/14
4th Down: Pct.	40.0	50.0

POSSESSION AVG.	28:10	31:50
-----------------	-------	-------

TOTAL NET YARDS	5893	4064
Avg. Per Game	368.3	287.8
Total Plays	1087	991
Avg. Per Play	5.4	4.6

NET YARDS RUSHING	2436	1395
Avg. Per Game	152.3	87.2
Total Rushes	549	427

NET YARDS PASSING	3457	3209
Avg. Per Game	216.1	200.6
Sacked/Yards Lost	29/221	44/351
Gross Yards	3678	3560
Att./Completions	509/293	520/305
Completion Pct.	57.6	58.7
Had Intercepted	21	23

PUNTS/AVERAGE	60/42.2	79/43.9
---------------	---------	---------

NET PUNTING AVG.	36.8	36.5
------------------	------	------

PENALTIES/YARDS	103/775	118/933
-----------------	---------	---------

FUMBLES/BALL LOST	30/17	29/12
-------------------	-------	-------

TOUCHDOWNS	44	31
Rushing	18	8
Passing	23	19
Returns	3	4

SCORE BY PERIOD	Q1	Q2	Q3	Q4	OT	PTS
BILLS	77	118	105	81	0	381
OPPONENTS	46	101	72	61	3	283

SCORING	TD	Ru	Pa	Rt	K-PAT	FG	S	Pts
Christie	0	0	0	0	43/44	24/30	115	
T. Thomas	12	9	3	0	0/0	0/0	0	72
K. Davis	6	6	0	0	0/0	0/0	0	36
Lofton	6	6	0	0	0/0	0/0	0	36
Metzelaars	6	6	0	0	0/0	0/0	0	36
Reed	3	0	3	0	0/0	0/0	0	18
Beebe	2	0	2	0	0/0	0/0	0	12
Frerotte	2	0	2	0	0/0	0/0	0	12
Gardner	2	0	2	0	0/0	0/0	0	12
Fina	1	0	1	0	0/0	0/0	0	6
Kelly	1	0	1	0	0/0	0/0	0	6
Lodish	1	0	0	1	0/0	0/0	0	6
Halle	0	0	0	0	0/0	0/0	1	2
BILLS	44	18	23	3	43/44	24/30	3181	
OPP	31	8	19	4	31/31	22/30	283	

2-Pt. Conversions: **BILLS** 0-0, **OPPONENTS** 2-4

**SACKS:** Smith 14.0, Hansen 8.0, Wright 6.0, Bennett 4.0, Talley 4.0, Conlan 2.0, M. Patton 2.0, Bailey 1.0, Hicks 1.0, Odomes 1.0, Pike 1.0  
**BILLS:** 44.0,  
**OPPONENTS:** 29.0

RUSHING	No.	Yds	Avg	Long	TD
Thomas	312	1487	4.8	44	9
K. Davis	139	613	4.4	64†	6
Gardner	40	166	4.2	19	2
Reed	8	65	8.1	24	0
Kelly	31	53	1.7	10	1
Fuller	6	39	6.5	15	0
Mohr	1	11	11.0	11	0
Tasker	1	9	9.0	9	0
Edwards	1	8	8.0	8	0
Beebe	1	-6	-6.0	-6	0
Reich	9	-9	-1.0	0	0
BILLS	549	2436	4.4	64†	18
OPP	427	1395	3.3	29	8

RECEIVING	No.	Yds	Avg	Long	TD
Reed	65	913	14.0	51	3
Thomas	58	626	10.8	43	3
Lofton	51	786	15.4	50	6
Beebe	11	144	13.1	43	1
Metzelaars	30	298	9.9	53†	6
K. Davis	15	80	5.3	22	0
McKeller	14	110	7.9	26	0
Lamb	7	139	19.9	53	0
Gardner	7	67	9.6	17	0
Awalt	4	34	8.5	10	0
Edwards	2	25	12.5	20	0
Tasker	2	24	12.0	17	0
Fuller	2	17	8.5	17	0
Frerotte	2	4	2.0	2†	2
Fina	1	1	1.0	1†	1
BILLS	293	3678	12.6	65†	23
OPP	305	3560	11.7	57	19

INTERCEPTIONS	No.	Yds	Avg	Long	TD
Jones	8	263	32.9	82†	2
Kelso	7	21	3.0	13	0
Odomes	5	19	3.8	10	0
Williams	2	15	7.5	15	0
Conlan	1	7	7.0	7	0
BILLS	23	325	14.1	82†	2
OPP	21	423	20.1	103†	2

PUNTING	No	Yds	Avg	Net	TB	In	Lg	B
Mohr	60	2531	42.2	36.8	7	13	61	0
BILLS	60	2531	42.2	36.8	7	13	61	0
OPP	79	3465	43.9	36.5	6	20	62	0

PUNT RETURNS	Ret	FC	Yds	Avg	Long	TD
Hicks	29	6	289	10.0	42	0
Hale	14	2	175	12.5	27	0
BILLS	43	8	464	10.8	42	0
OPP	22	18	185	8.4	17	0

KICKOFF RETURNS	No.	Yds	Avg	Long	TD
K. Davis	14	251	17.9	35	0
Edwards	12	274	22.8	34	0
Frerotte	1	0	0.0	0	0
Fuller	8	134	16.8	28	0
Hicks	1	5	5.0	5	0
Lamb	5	97	19.4	31	0
BILLS	41	761	18.6	35	0
OPP	60	1215	20.3	75†	1

FIELD GOALS	1-19	20-29	30-39	40-49	50+
Christie	2-2	9-9	3-6	7-8	3-5
BILLS	2-2	9-9	3-6	7-8	3-5
OPP	1-1	7-7	4-8	8-11	2-3

Christie:(49G,38G)(41G,28G)(39N,52G)  
 (42G,30G)(40G)(25G,36B,49N)(33G)( ) ( )  
 (26G,54G,53B,23G,19G)(47G,18G)(52G,44G)(26G)  
 (29G,25G)(25G,50N,29G)(40G,33N)  
 OPPONENTS:( ) (33N,24G,47N)(48N)( ) (30G,  
 43G,34G)(45G,36G)(42G,40G)( ) (28G,49G)  
 (21G,35N,50G)(37B,52G,37N,52N,23G,40G)  
 (41G,45N)(26G)(35G,27G,42G)(28G,18G)

USUAL STARTERS	WR	James Lofton
WR	80	James Lofton
LT	69	Will Wolford
LG	51	Jim Ritcher
C	67	Kent Hull
RG	74	Glenn Parker
RT	75	Howard Ballard
TE	88	Pete Metzelaars (8)
	84	Keith McKeller (7)
WR	83	Andre Reed
WR/FB	82	Don Beebe (8)
	35	Carwell Gardner (7)
RB	34	Thurman Thomas
QB	12	Jim Kelly

DEFENSE	LE	90	Phil Hansen
LE	90	Phil Hansen	
NT	91	Jeff Wright	
RE	78	Bruce Smith	
LOLB	97	Cornelius Bennett	
LILB	58	Shane Conlan	
RILB	54	Carlton Bailey	
ROLB	56	Darryl Talley	
LCB	47	Kirby Jackson (9)	
	31	James Williams (7)	
RCB	37	Nate Odomes	
FS	38	Mark Kelso	
SS	20	Henry Jones	

PASSING	Att	Cmp	Yds	Cmp%	Yds/Att	TD	TD%	Int	Int%	Long	Sack/Lost	Rating
Kelly	462	269	3457	58.2	7.48	23	5.0	19	4.1	65†	20/145	81.2
Reich	47	24	221	51.1	4.70	0	0.0	2	4.3	21	9/76	46.5
BILLS	509	293	3678	57.6	7.23	23	4.5	21	4.1	65†	29/221	78.0
OPPONENTS	520	305	3560	58.7	6.85	19	3.7	23	4.4	57	44/351	73.2



# 1993 SEASON STATISTICS

12-4 | 1ST IN AFC EAST | AFC CHAMPIONS | HEAD COACH MARV LEVY

Date	W/L Score	Opponent	Attendance
9/5	W 38-14	New England	79,751
9/12	W 13-10	at Dallas	63,226
9/26	L 13-22	Miami	79,635
10/3	W 17-14	NY Giants	79,283
10/11	W 35-7	Houston	79,613
10/24	W 19-10	at NY Jets	71,541
11/1	W 24-10	Washington	79,106
11/7	W 13-10(OT)	at New England	54,326
11/15	L 0-23	at Pittsburgh	60,265
11/21	W 23-9	Indianapolis	79,101
11/28	L 7-23	at Kansas City	74,452
12/5	L 24-25	LA Raiders	79,478
12/12	W 10-7	at Philadelphia	60,769
12/19	W 47-34	at Miami	71,597
12/26	W 16-14	NY Jets	70,817
1/2	W 30-10	at Indianapolis	43,028

**AFC DIVISIONAL PLAYOFF**  
1/15 W 29-23 LA Raiders 61,923

**AFC CHAMPIONSHIP GAME**  
1/23 W 30-13 Kansas City 76,642

**SUPER BOWL XXVIII, GEORGIA DOME**  
1/30 L 13-30 Dallas 72,817

TOTAL FIRST DOWNS	BUF	OPP
Rushing	117	114
Passing	176	199
Penalty	23	18
3rd Down: Made/Att	98/225	107/235
3rd Down Pct.	43.6	45.5
4th Down: Made/Att	5/8	6/18
4th Down: Pct.	62.5	33.3

**POSSESSION AVG.** 27:30 32:30

TOTAL NET YARDS	5260	5554
Avg. Per Game	328.8	347.1
Total Plays	1078	1119
Avg. Per Play	4.9	5.0

NET YARDS RUSHING	1943	1921
Avg. Per Game	121.4	120.1
Total Rushes	550	500

NET YARDS PASSING	3317	3633
Avg. Per Game	207.3	227.1
Sacked/Yards Lost	31/218	37/256
Gross Yards	3535	3889
Att./Completions	497/304	582/323
Completion Pct.	61.2	55.5
Had Intercepted	18	23

**PUNTS/AVERAGE** 74/40.4 65/41.8

**NET PUNTING AVG.** 36.0 35.1

**PENALTIES/YARDS** 94/630 99/681

**FUMBLES/BALL LOST** 26/17 35/24

TOUCHDOWNS	37	25
Rushing	12	7
Passing	20	18
Returns	5	0

SCORE BY PERIOD	Q1	Q2	Q3	Q4	OT	PTS
BILLS	64	113	51	98	3	329
OPPONENTS	71	62	67	42	0	242

SCORING	TD	R	Pa	Rt	K-PAT	FG	S	Pts
Christie	0	0	0	0	36/37	23/32	0	105
K. Davis	6	6	0	0	0/0	0/0	0	36
Reed	6	0	6	0	0/0	0/0	0	36
Thomas	6	6	0	0	0/0	0/0	0	36
Brooks	5	0	5	0	0/0	0/0	0	30
Metzelaars	4	0	4	0	0/0	0/0	0	24
Beebe	3	0	3	0	0/0	0/0	0	18
Jones	1	0	1	0	0/0	0/0	1	8
Copeland	1	0	1	0	0/0	0/0	0	6
Gardner	1	0	1	0	0/0	0/0	0	6
McKeller	1	0	1	0	0/0	0/0	0	6
Odomes	1	0	1	0	0/0	0/0	0	6
Talley	1	0	0	1	0/0	0/0	0	6
Washington	1	0	0	1	0/0	0/0	0	6
BILLS	37	12	20	5	36/37	23/32	1	329
OPP	25	7	18	0	23/25	23/35	2	242

**SACKS:** B. Smith 14.0, Bennett 5.0, Wright 4.5, Hansen 3.5, Barnett 2.0, Jones 2.0, Talley 2.0, Goganious 1.0, Parrella 1.0, M. Patton 1.0, Lashish 0.5, Washington 0.5

**BILLS:** 37-0

**OPPONENTS:** 31-0

RUSHING	No.	Yds	Avg	Long	TD
Thomas	335	1315	3.7	27	6
K. Davis	109	391	3.6	19	6
Kelly	36	102	2.8	17	0
Gardner	20	56	2.8	8	0
Turner	11	36	3.3	10	0
Brooks	3	30	10.0	15	0
Reed	9	21	2.3	15	0
Fina	1	-2	-2.0	-2	0
Reich	6	-6	-1.0	-1	0
BILLS	550	1943	3.5	27	12
OPP	500	1921	3.8	35	7

RECEIVING	No.	Yds	Avg	Long	TD
Metzelaars	68	609	9.0	51	4
Brooks	60	714	11.9	32	5
Reed	52	854	16.4	65t	6
Thomas	48	387	8.1	37	0
Beebe	31	504	16.3	65t	3
K. Davis	21	95	4.5	28	0
Copeland	13	242	18.6	60	0
Gardner	4	50	12.5	22	1
McKeller	3	35	11.7	13t	1
Tasker	2	26	13.0	22	0
Awalt	2	19	9.5	10	0
BILLS	304	3535	11.6	65t	20
OPP	323	3889	12.0	54t	18

INTERCEPTIONS	No.	Yds	Avg	Long	TD
Odomes	9	65	7.2	25	0
Talley	3	74	24.7	61t	1
Jones	2	92	46.0	85t	1
Darby	2	32	16.0	32	0
Williams	2	11	5.5	6	0
M. Patton	2	0	0.0	0	0
Washington	1	27	27.0	27t	1
Bennett	1	5	5.0	5	0
B. Smith	1	0	0.0	0	0
BILLS	23	306	13.3	85t	3
OPP	18	174	9.7	35	0

PUNTING	No.	Yds	Avg	Net	TB	In	Lg	B
Mohr	74	2991	40.4	36	4	19	58	0
BILLS	74	2991	40.4	36	4	19	58	0
OPP	65	2719	41.8	35	1	20	58	0

PUNT RETURNS	Ret	FC	Yds	Avg	Long	TD
Copeland	31	7	274	8.8	47t	1
Brooks	1	0	3	3.0	3	0
Tasker	1	0	0	0.0	0	0
BILLS	33	7	277	8.4	47t	1
OPP	29	24	247	8.5	27	0

KICKOFF RETURNS	No.	Yds	Avg	Long	TD
Copeland	24	436	18.2	28	0
Beebe	10	160	16.0	22	0
K. Davis	8	100	12.5	18	0
Lamb	2	40	20.0	23	0
Turner	1	10	10.0	10	0
BILLS	45	746	16.6	28	0
OPP	43	850	19.8	49	0

FIELD GOALS	1-19	20-29	30-39	40-49	50+
Christie	0-0	4-5	12-12	6-9	1-6
BILLS	0-0	4-5	12-12	6-9	1-6
OPP	3-3	8-11	9-12	3-8	0-1

Christie: (28G)(48G,35G)(40G,59G)(24G)(54N)(37G,33G,22G,30G)(58N,45G)(40N,27G,32G)((55N)(51N)(36G)(42N,29N,51N,34G)(38G,32G)(38G,36G,40G)(39G,49G,40G,40N)

**OPPONENTS:** ((49N,43G,30N)(30G,23G,24G,35N)((1)(33G)(19G,50N)(28N,27G)(37G,19G,31G)(26G,22G,37G)(30G,22G,34G)(37G,35B,34G,26G,47G)(21N,45N)(41G,18G)(27N,41N,42N)(22G,49N)

**USUAL STARTERS**

**OFFENSE**

WR	82	Don Beebe
LT	70	John Fina
LG	51	Jim Ritcher
C	67	Kent Hull
RG	65	John Davis
RT	75	Howard Ballard
TE	88	Pete Metzelaars
WR	83	Andre Reed
WR	80	Bill Brooks
RB	34	Thurman Thomas
QB	12	Jim Kelly

**DEFENSE**

LE	90	Phil Hansen (9)
	77	Oliver Barnett (6)
NT	91	Jeff Wright
RE	78	Bruce Smith
LOLB	97	Cornelius Bennett
LILB	53	Marvuc Patton
RILB	55	Mark Maddox (8)
	50	Keith Goganious (7)
ROLB	56	Darryl Talley
LCB	29	James Williams
RCB	37	Nate Odomes
FS	38	Mark Kelso
SS	20	Henry Jones

PASSING	Att	Cmp	Yds	Cmp%	Yds/Att	TD	TD%	Int	Int%	Long	Sack/Lost	Rating
Kelly	470	288	3382	61.3	7.20	18	3.8	18	3.8	65t	25/171	79.9
Reich	26	16	153	61.5	5.88	2	7.7	0	0.0	30t	6/47	103.5
Thomas	1	0	0	0.0	0.0	0	0.0	0	0.0	0	0/0	39.6
BILLS	497	304	3535	61.2	7.11	20	4.0	18	3.6	65t	31/218	81.0
OPPONENTS	582	323	3889	55.5	6.68	18	3.1	23	4.0	54t	37/256	70.0



# 1994 SEASON STATISTICS

7-9 | 4TH IN AFC EAST | HEAD COACH MARV LEVY

Date	W/L Score	Opponent	Attendance
9/4	L 3-23	NY Jets	79,460
9/11	W 38-35	at New England	60,274
9/18	W 15-7	at Houston	55,242
9/26	W 27-20	Denver	75,373
10/2	L 13-20	at Chicago	62,406
10/9	W 21-11	Miami	79,491
10/16	L 17-27	Indianapolis	79,404
10/30	W 44-10	Kansas City	79,501
11/6	L 17-22	at NY Jets	66,949
11/14	L 10-23	at Pittsburgh	59,019
11/20	W 29-20	Green Bay	79,029
11/24	L 21-35	at Detroit	75,672
12/4	W 42-31	at Miami	69,358
12/11	L 17-21	Minnesota	66,501
12/18	L 17-41	New England	56,784
12/24	L 9-10	at Indianapolis	38,458

TOTAL FIRST DOWNS	BUF	OPP
Rushing	319	294
Passing	107	82
Penalty	181	199
3rd Down: Made/Att	31	13
3rd Down Pct.	96/222	91/217
4th Down: Made/Att	43.2	41.9
4th Down: Pct.	5/16	12/18
	31.3	66.7

POSSESSION AVG.	29:21	30:39
TOTAL NET YARDS	5244	5175
Avg. Per Game	327.8	323.4
Total Plays	1066	1007
Avg. Per Play	4.9	5.1

NET YARDS RUSHING	1831	1515
Avg. Per Game	114.4	94.7
Total Rushes	483	447

NET YARDS PASSING	3413	3660
Avg. Per Game	213.3	228.8
Sacked/Yards Lost	41/301	25/152
Gross Yards	3714	3812
Att./Completions	542/342	535/314
Completion Pct.	63.1	58.7
Had Intercepted	21	16

PUNTS/AVERAGE	67/41.8	69/42.3
---------------	---------	---------

NET PUNTING AVG.	36.0	34.1
------------------	------	------

PENALTIES/YARDS	92/631	101/770
-----------------	--------	---------

FUMBLES/BALL LOST	30/13	23/12
-------------------	-------	-------

TOUCHDOWNS	38	40
Rushing	14	10
Passing	23	26
Returns	1	4

SCORE BY PERIOD	Q1	Q2	Q3	Q4	OT	PTS
BILLS	82	120	69	69	0	340
OPPONENTS	46	115	87	108	0	356

SCORING	TD	R	Pa	Rt	K-PAT	FG	S	Pts
Christie	0	0	0	0	38/38	24/28	110	
Thomas	9	7	2	0	0/0	0/0	54	
Reed	8	0	8	0	0/0	0/0	48	
Metzelaars	5	0	5	0	0/0	0/0	30	
Beebe	4	0	4	0	0/0	0/0	24	
Gardner	4	4	0	0	0/0	0/0	24	
Bi. Brooks	2	0	2	0	0/0	0/0	12	
K. Davis	2	0	0	0	0/0	0/0	12	
Copeland	1	0	1	0	0/0	0/0	6	
Kelly	1	0	0	0	0/0	0/0	6	
Lodish	1	0	0	1	0/0	0/0	6	
T urner	1	0	1	0	0/0	0/0	6	
BILLS	38	14	23	1	38/38	24/28	340	
OPP	40	10	26	4	34/36	26/30	356	

2-Pt. Conversions: **BILLS** 0-0, **OPPONENTS** 2-4

**SACKS:** B. Smith 10.0, Hansen 5.5, Bennett 5.0, Wright 2.0, Jones 1.0, Barnett 1.0, Washington 0.5  
**BILLS:** 25.0  
**OPPONENTS:** 41.0

RUSHING	No.	Yds	Avg	Long	TD
T. Thomas	287	1093	3.8	29	7
K. Davis	91	381	4.2	60	2
Gardner	41	135	3.3	13	4
Reed	10	87	8.7	20	0
Kelly	25	77	3.1	18	1
Jourdain	17	56	3.3	16	0
Beebe	2	11	5.5	6	0
T urner	2	4	2.0	4	0
Reich	6	3	0.5	5	0
Copeland	1	-7	-7.0	-7	0
Mohr	1	-9	-9.0	-9	0
BILLS	483	1831	3.8	60	14
OPP	447	1515	3.4	28	10

RECEIVING	No.	Yds	Avg	Long	TD
Reed	90	1303	14.5	83t	8
T. Thomas	50	349	7.0	28	2
Metzelaars	49	428	8.7	35t	5
Bi. Brooks	42	482	11.5	32	2
Beebe	32	416	13.0	72	4
Copeland	21	255	12.1	35	1
K. Davis	18	82	4.6	12	0
Gardner	11	89	8.1	21	0
Jourdain	10	56	5.6	18	0
Marrow	5	44	8.8	14	0
L. Johnson	3	42	14.0	21	0
D. Thomas	2	31	15.5	17	0
Turner	1	26	26.0	26t	1
BILLS	342	3714	10.9	83t	23
OPP	314	3812	12.1	57	26

INTERCEPTIONS	No.	Yds	Avg	Long	TD
Darby	4	20	5.0	20	0
Washington	3	36	21.0	36	0
Jones	2	45	22.5	45	0
Burris	2	24	12.0	24	0
M. Patton	2	8	4.0	8	0
Maddox	1	11	11.0	11	0
T. Smith	1	4	4.0	4	0
B. Smith	1	0	0.0	0	0
BILLS	16	175	10.9	45	0
OPP	21	262	12.5	37t	2

PUNTING	No	Yds	Avg	Net	TB	In	Lg	B
Mohr	67	2799	41.8	36.0	3	13	71	0
BILLS	67	2799	41.8	36.0	3	13	71	0
OPP	69	2916	42.3	34.1	11	19	67	0

PUNT RETURNS	Ret	FC	Yds	Avg	Long	TD
Burris	32	6	332	10.4	57	0
Copeland	1	2	11	11.0	11	0
BILLS	33	8	343	10.4	57	0
OPP	38	11	324	8.5	31	0

KICKOFF RETURNS	No.	Yds	Avg	Long	TD
Jourdain	27	601	22.3	42	0
Beebe	12	230	19.2	35	0
Copeland	12	232	19.3	32	0
Bu. Brooks	9	162	18.0	25	0
T urner	6	102	17.0	23	0
Pike	2	9	4.5	9	0
K. Davis	1	0	0.0	0	0
Gardner	1	6	6.0	6	0
M. Patton	1	1	1.0	1	0
Tasker	1	2	2.0	2	0
BILLS	72	1345	18.7	42	0
OPP	72	1455	20.2	45	0

FIELD GOALS	1-19	20-29	30-39	40-49	50+
Christie	0-0	11-12	6-7	5-7	2-2
BILLS	0-0	11-12	6-7	5-7	2-2
OPP	0-0	11-11	8-11	6-7	1-1

Christie : (27G)(32G)(37G,42G,48G,29G,48G)  
 (36G,28G)(28G,30G)(23G)(49G,26G,24G)  
 (39G)(52G,32B)(38G,51G,25N)(11)(41G)(24G)  
 (49N,20G,21G,24G,46N )  
 OPPONENTS: (27G,42G,22G)(11)(41N,28G ,  
 43G)(50G,20G)(40G,37N)(43G,33G)(22G)  
 (26G,45G,41G)(39G,39G,30G)(11)(23G)  
 (30G,38G,30G,25G,22G)(33G,20G)(38B,31N,22G )

USUAL STARTERS		
WR	82	Don Beebe
LT	70	John Fina
LG	68	Corbin Lacina
C	67	Kent Hull
RG	65	John Davis
RT	74	Glenn Parker
TE	88	Pete Metzelaars
WR	83	Andre Reed
WR/FB	80	Bill Brooks (10)
	35	Carwell Gardner (6)
RB	34	Thurman Thomas
QB	12	Jim Kelly

DEFENSE		
LE	90	Phil Hansen
NT	91	Jeff Wright
RE	78	Bruce Smith
LOLB	97	Cornelius Bennett
LILB	53	Marvius Patton
RILB	55	Mark Maddox
ROLB	56	Darryl T alley
LCB	25	Mickey Washington
RCB	28	Thomas Smith
FS	43	Matt Darby
SS	20	Henry Jones

PASSING	Att	Cmp	Yds	Cmp%	Yds/Att	TD	TD%	Int	Int%	Long	Sack/Lost	Rating
Kelly	448	285	3114	63.6	6.95	22	4.9	17	3.8	83t	34/244	84.6
Reich	93	56	568	60.2	6.11	1	1.1	4	4.3	47	7/57	63.4
Reed	1	1	32	100.0	32.0	0	0.0	0	0.0	32	0/0	118.8
BILLS	542	342	3714	63.1	6.85	23	4.2	21	3.9	83t	41/301	81.2
OPPONENTS	535	314	3812	58.7	7.13	26	4.9	16	3.0	57	25/152	84.4



# 1995 SEASON STATISTICS

10-6 | 1ST IN AFC EAST | HEAD COACH MARV LEVY

Date	W/L Score	Opponent	Attendance
9/3	L 7-22	at Denver	75,157
9/10	W 31-9	Carolina	79,190
9/17	W 20-14	Indianapolis	62,499
10/2	W 22-19	at Cleveland	76,211
10/8	W 29-10	NY Jets	79,485
10/15	W 27-21	Seattle	74,362
10/23	L 14-27	at New England	60,203
10/29	L 6-23	at Miami	71,060
11/5	W 16-10	at Indianapolis	59,612
11/12	W 23-17	Aflanta	62,690
11/19	W 28-26	at NY Jets	54,436
11/26	L 25-35	New England	69,384
12/3	L 17-27	at San Francisco	65,568
12/10	W 45-27	at St. Louis	64,623
12/17	W 23-20	Miami	79,531
12/24	L 17-28	Houston	45,253

AFC WILD CARD PLAYOFF	Attendance
12/30 W 37-22 Miami	73,103
AFC DIVISIONAL PLAYOFF	Attendance
1/6 L 21-40 at Pittsburgh	59,072

TOTAL FIRST DOWNS	BUF	OPP
Rushing	130	93
Passing	142	180
Penalty	28	14
3rd Down: Made/Att	71/225	84/244
3rd Down Pct.	31.6	34.4
4th Down: Made/Att	7/13	13/23
4th Down: Pct.	53.8	56.5

POSSESSION AVG.	28:10	31:50
-----------------	-------	-------

TOTAL NET YARDS	5117	5128
Avg. Per Game	319.8	320.5
Total Plays	1059	1084
Avg. Per Play	4.8	4.7

NET YARDS RUSHING	1993	1626
Avg. Per Game	124.6	101.6
Total Rushes	521	453

NET YARDS PASSING	3124	3502
Avg. Per Game	195.3	218.9
Sacked/Yards Lost	32/224	49/362
Gross Yards	3348	3864
Att./Completions	506/279	582/310
Completion Pct.	55.1	53.3
Had Intercepted	14	17

PUNTS/AVERAGE	86/40.4	90/42.8
---------------	---------	---------

NET PUNTING AVG.	36.2	35.1
------------------	------	------

PENALTIES/YARDS	89/672	115/890
-----------------	--------	---------

FUMBLES/BALL LOST	25/12	23/11
-------------------	-------	-------

TOUCHDOWNS	37	33
Rushing	10	16
Passing	24	14
Returns	3	3

SCORE BY PERIOD	Q1	Q2	Q3	Q4	OT	PTS
BILLS	73	115	97	65	0	350
OPPONENTS	64	79	89	103	0	335

SCORING	TD	R	Pa	Rt	K-PAT	FG	S	Pts
Christie	0	0	0	0	33/3531/40	126		
Brooks	11	0	11	0	0/0	0/0	66	
Thomas	8	6	2	0	0/0	0/0	0	48
Holmes	4	4	0	0	0/0	0/0	0	24
Armour	3	0	3	0	0/0	0/0	0	18
Reed	3	0	3	0	0/0	0/0	0	18
Tasker	3	0	3	0	0/0	0/0	0	18
Gardner	1	0	0	1	* 0/0	0/0	0	8
Bennett	1	0	0	1	0/0	0/0	0	6
Copeland	1	0	1	0	0/0	0/0	0	6
Johnson	1	0	1	0	0/0	0/0	0	6
Schulz	1	0	0	1	0/0	0/0	0	6
BILLS	37	10	24	3	33/3531/40	350		
OPP	33	16	14	3	29/2934/431	335		

2-Pt Conversions: Bills 1-2, OPP 2-4

**SACKS:** Paul 17.5, B. Smith 10.5, Hansen 10.0, Jeffcoat 2.5, Washington 2.5, Bennett 2.0, Rogers 2.0, D. White 1.0, Wilson 1.0  
**BILLS:** 49.0  
**OPPONENTS:** 32.0

RUSHING	No.	Yds	Avg	Long	TD
Thomas	267	1005	3.8	49	6
Holmes	172	698	4.1	38t	4
Gardner	20	77	3.9	17	0
Tasker	8	74	9.3	17	0
Reed	7	48	6.9	14	0
Jourdain	8	31	3.9	19	0
Collins	9	23	2.6	10	0
Kelly	17	20	1.2	17	0
Tindale	5	16	3.2	6	0
Brooks	3	7	2.3	9	0
Copeland	1	-1	-1.0	-1	0
Armour	4	-5	-1.2	6	0
BILLS	521	1993	3.8	49	10
OPP	453	1626	3.6	39	16

RECEIVING	No.	Yds	Avg	Long	TD
Brooks	53	763	14.4	51t	11
Johnson	49	504	10.3	52	1
Copeland	42	646	15.4	77t	1
Armour	26	300	11.5	28t	3
T. Thomas	26	220	8.5	60	2
Reed	24	312	13.0	41t	3
Holmes	24	214	8.9	47	0
Tasker	20	255	12.8	43	3
Cline	8	64	8.0	17	0
Coons	3	28	9.3	13	0
Gardner	2	17	8.5	13	0
D. Thomas	1	18	18.0	18	0
Jourdain	1	7	7.0	7	0
BILLS	279	3348	12.0	77t	24
OPP	310	3864	12.5	54t	14

INTERCEPTIONS	No.	Yds	Avg	Long	TD
Schulz	6	48	8.0	32t	1
Darby	2	37	18.5	37	0
T. Smith	2	23	11.5	13	0
Paup	2	0	0.0	0	0
Bennett	1	69	69.0	69t	1
Burris	1	19	19.0	19	0
Evans	1	18	18.0	18	0
Jones	1	10	10.0	10	0
White	1	9	9.0	9	0
BILLS	17	233	13.7	69t	2
OPP	14	187	13.4	49	0

PUNTING	No.	Yds	Avg	Net	TB	In	Lg	B
Mohr	86	3473	40.4	36.2	7	23	60	0
BILLS	86	3473	40.4	36.2	7	23	60	0
OPP	90	3854	42.8	35.1	11	19	73	0

PUNT RETURNS	Ret	FC	Yds	Avg	Long	TD
Burris	20	1	229	11.5	40	0
Tasker	17	7	204	12.0	44	0
Brooks	6	2	35	5.8	15	0
Copeland	2	1	8	4.0	7	0
Jourdain	1	0	0	0.0	0	0
D. Thomas	1	0	0	0.0	0	0
BILLS	47	11	476	10.1	44	0
OPP	23	30	224	9.7	69t	1

KICKOFF RETURNS	No.	Yds	Avg	Long	TD
Holmes	39	799	20.5	42	0
Jourdain	19	348	18.3	41	0
Tindale	6	62	10.3	20	0
Green	2	37	18.5	22	0
Cline	1	11	11.0	11	0
Irvin	1	12	12.0	12	0
Louchiey	1	13	13.0	13	0
Pike	1	20	20.0	20	0
BILLS	70	1302	18.6	42	0
OPP	73	1615	22.1	46	0

FIELD GOALS	1-19	20-29	30-39	40-49	50+
Christie	0-0	13-14	13-15	3-6	2-5
BILLS	0-0	13-14	13-15	3-6	2-5
OPP	0-0	11-11	15-19	3-8	5-5

Christie: ( ) (39G) (35G, 38G) (38G, 31G, 22N, 33G) (38G, 44N, 24G, 32G, 51G, 27G) (50N, 43G, 26G) (23G, 23G, 47N) (32G, 32G) (39G, 23G, 33G, 50N, 38N) (23G, 38G, 21G) (42N, 32N) (51G, 48G) (23G) (50N, 28G) (20G, 24G, 25G) (44G)  
 OPPONENTS: (22G, 52G, 20G, 38N, 38G, 37G) (32N, 34G, 52G, 32G) (39B) (43N, 32G, 47G, 23G, 38G) (26G, 33N) (39G, 42B, 24G) (24G, 33G, 22G) (37G) (44N, 50G, 49B) (30G, 35G) (29G, 43G) (46N, 20G, 40G) (28G, 37G, 51G, 25G) (50G, 30G) (39G, 33G)

### USUAL STARTERS

OFFENSE	WR	85	Russell Copeland
LT	70	John Fina	
LG	79	Ruben Brown	
C	67	Kent Hull	
RG	60	Jerry Ostroski	
RT	74	Glenn Parker	
TE	84	Lonnnie Johnson	
WR	80	Bill Brooks	
WR	81	Justin Armour (9)	
	83	Andre Reed (6)	
RB	34	Thurman Thomas	
QB	12	Jim Kelly	

### DEFENSE

LE	90	Phil Hansen
NT	92	Ted Washington
RE	78	Bruce Smith
LOLB	95	Byce Paup
LILB	58	Marlo Perry
RILB	97	Cornelius Bennett
ROLB	59	Sam Rogers
LCB	22	Jeff Burris
RCB	28	Thomas Smith
FS	24	Kurt Schulz
SS	20	Henry Jones
ROLB	59	Sam Rogers

PASSING	Att	Cmp	Yds	Cmp%	Yds/Att	TD	TD%	Int	Int%	Long	Sack/Lost	Rating
Kelly	458	255	3130	55.7	6.83	22	4.8	13	2.8	77t	26/181	81.1
Collins	29	14	112	48.3	3.86	0	0.0	1	3.4	18	6/43	44.0
Van Pelt	18	10	106	55.6	5.89	2	11.1	0	0.0	19t	0/0	110.0
Armour	1	0	0	0.0	0.00	0	0.0	0	0.0	0	0/0	39.6
BILLS	506	279	3348	55.1	6.62	24	4.7	14	2.8	77t	32/224	79.9
OPPONENTS	582	310	3864	53.3	6.64	14	2.4	17	2.9	54t	49/362	70.0



# 1996 SEASON STATISTICS

10-6 | 2ND IN AFC EAST | HEAD COACH MARV LEVY

Date	W/L	Score	Opponent	Attendance
9/1	W	23-20 (OT)	at NY Giants	74,218
9/8	W	17-10	New England	78,104
9/16	L	6-24	at Pittsburgh	59,002
9/22	W	10-7	Dallas	78,098
10/6	W	16-13 (OT)	Indianapolis	79,401
10/13	L	7-21	Miami	79,642
10/20	W	25-22	at NY Jets	49,775
10/27	L	25-28	at New England	58,858
11/3	W	38-13	Washington	78,002
11/10	W	24-17	at Philadelphia	66,613
11/17	W	31-17	Cincinnati	75,549
11/24	W	35-10	NY Jets	60,854
12/1	L	10-13 (OT)	at Indianapolis	53,804
12/8	L	18-26	at Seattle	41,373
12/16	L	14-16	at Miami	67,016
12/22	W	20-9	Kansas City	68,671

### AFC WILD CARD PLAYOFF

12/28	L	27-30	Jacksonville	70,213
-------	---	-------	--------------	--------

	BUF	OPP
<b>TOTAL FIRST DOWNS</b>	294	283
Rushing	128	94
Passing	149	168
Penalty	17	21
3rd Down: Made/Att	83/238	92/259
3rd Down Pct.	34.9	35.5
4th Down: Made/Att	9/14	5/17
4th Down: Pct.	64.3	29.4

<b>POSSESSION AVG.</b>	28:40	31:20
------------------------	-------	-------

	5119	4737
<b>TOTAL NET YARDS</b>		
Avg. Per Game	319.9	296.1
Total Plays	1094	1105
Avg. Per Play	4.7	4.3

	1901	1669
<b>NET YARDS RUSHING</b>		
Avg. Per Game	118.8	104.3
Total Rushes	563	495

	3218	3068
<b>NET YARDS PASSING</b>		
Avg. Per Game	201.1	191.8
Sacked/Yards Lost	48/340	48/341
Gross Yards	3558	3409
Att./Completions	483/279	562/292
Completion Pct.	57.8	52.0
Had Intercepted	24	14

<b>PUNTS/AVERAGE</b>	101/41.5	102/43.2
----------------------	----------	----------

<b>NET PUNTING AVG.</b>	36.5	36.7
-------------------------	------	------

<b>PENALTIES/YARDS</b>	106/831	86/607
------------------------	---------	--------

<b>FUMBLES/BALL LOST</b>	25/13	23/14
--------------------------	-------	-------

	35	28
<b>TOUCHDOWNS</b>		
Rushing	14	12
Passing	18	11
Returns	3	5

	Q1	Q2	Q3	Q4	OT	PTS
<b>SCORE BY PERIOD</b>						
BILLS	37	110	77	89	6	319
OPPONENTS	70	63	39	91	3	266

	TD	Ru	Pa	Rt	K-PAT	FG	S	Pts
<b>SCORING</b>								
Christie	0	0	0	0	33/33	24/29	0	105
T. Thomas	8	8	0	0	0/0	0/0	0	48
Reed	6	0	6	0	0/0	0/0	0	36
Holmes	5	4	1	0	1*	0/0	0	32
Early	4	0	4	0	1*	0/0	0	26
Moulds	3	0	2	1	0/0	0/0	0	18
Tasker	3	0	3	0	0/0	0/0	0	18
Kelly	2	2	0	0	0/0	0/0	0	12
Brantley	1	0	1	0	0/0	0/0	0	6
Cline	1	0	1	0	0/0	0/0	0	6
Northern	1	0	0	1	0/0	0/0	0	6
White	1	0	0	1	0/0	0/0	0	6
BILLS	35	14	18	3	33/33	24-29	319	
OPP	28	12	11	5	25/26	23/36	1266	

2-Pt Conversions **BILLS** 2-2, **OPP** 1-2

**SACKS:** B. Smith 13.5, Hansen 8.0, Paup 6.0, Jeffcoat 5.0, Northern 5.0, Rogers 3.5, Washington 3.5, Irvin 2.0, Kerner 1.0, White 0.5

**BILLS:** 48.0,  
**OPPONENTS:** 48.0

	No.	Yds	Avg	Long	TD
<b>RUSHING</b>					
T. Thomas	281	1033	3.7	36	8
Holmes	189	571	3.0	37	4
Kelly	19	66	3.5	22	2
Tindale	14	49	3.5	15	0
Moulds	12	44	3.7	11	0
Collins	21	43	2.0	10	0
Early	3	39	13.0	29	0
Tasker	9	31	3.4	11	0
Reed	8	22	2.8	13	0
Bratton	4	8	2.0	5	0
Van Pelt	3	-5	-1.7	-1	0
BILLS	563	1901	3.4	37	14
OPP	495	1669	3.4	51	12

	No.	Yds	Avg	Long	TD
<b>RECEIVING</b>					
Reed	66	1036	15.7	67	6
Early	50	798	16.0	95	4
Johnson	46	457	9.9	33	0
T. Thomas	26	254	9.8	69	0
Tasker	21	372	17.7	62	3
Moulds	20	279	14.0	47	2
Cline	19	117	6.2	15	1
Holmes	16	102	6.4	20	1
Copeland	7	85	12.1	31	0
Brantley	5	47	9.4	22	1
Coons	1	12	12.0	12	0
Louchiey	1	0	0.0	0	0
Tindale	1	-1	-1.0	-1	0
BILLS	279	3558	12.8	95	18
OPP	292	3409	11.7	61	11

	No.	Yds	Avg	Long	TD
<b>INTERCEPTIONS</b>					
Schulz	4	24	6.0	19	0
Martin	2	35	17.5	31	0
Stevens	2	0	0.0	0	0
Burris	1	28	28.0	28	0
Spielman	1	14	14.0	14	0
Kerner	1	6	6.0	6	0
Perry	1	6	6.0	6	0
Jackson	1	0	0.0	0	0
T. Smith	1	0	0.0	0	0
BILLS	14	113	8.1	31	0
OPP	24	498	20.8	91	4

	No	Yds	Avg	Net	TB	In	Lg	B
<b>PUNTING</b>								
Mohr	101	4194	41.5	36.5	13	27	80	0
BILLS	101	4194	41.5	36.5	13	27	80	0
OPP	102	4406	43.2	36.7	12	27	66	1

	Ret	FC	Yds	Avg	Long	TD
<b>PUNT RETURNS</b>						
Burris	27	7	286	10.6	45	0
Copeland	14	7	119	8.5	19	0
Tasker	2	1	18	9.0	12	0
BILLS	43	15	423	9.8	45	0
OPP	40	25	246	6.2	87	1

	No.	Yds	Avg	Long	TD
<b>KICKOFF RETURNS</b>					
Moulds	52	1205	23.2	97	1
Copeland	6	136	22.7	47	0
BILLS	58	1341	23.1	97	1
OPP	65	1255	19.3	32	0

	1-19	20-29	30-39	40-49	50+
<b>FIELD GOALS</b>					
Christie	0-0	5-6	12-14	7-8	0-1
BILLS	0-0	5-6	12-14	7-8	0-1
OPP	2-2	8-11	6-10	7-12	0-1

Christie: (28G,39G,34G)|(33G,37N)|(31G,45G)  
 (32G)|(42G,37G,39G)( )  
 (48G,32G,36N,47G,23G,33G,47G)|(33G)|(33G,50N)  
 (38G)|(22G)( )|(24G)|(22G)|(20N)|(41G,48N,42G)  
 OPPONENTS: (22G,34G)|(42G,45N,25N,47B)  
 (30G,37B,24B)|(36B)|(46N,44G,41G)|(33N)  
 (43N)|(40G,32G,54N)( )|(23G)|(30G)|(25G)  
 (33N,41B,25G,49G)|(27N,41G,38G,22G,30G)  
 (29G,41G,18G)|(19G,24G,26G)

### USUAL STARTERS

#### OFFENSE

WR	88	Quinn Early
TE	86	Tony Cline
LT	70	John Fina
LG	79	Ruben Brown
C	67	Kent Hull
RG	60	Jerry Ostroski
RT	74	Glenn Parker
TE	84	Lonnie Johnson
WR	83	Andy Reed
RB	34	Thurman Thomas
QB	12	Jim Kelly

#### DEFENSE

LE	90	Phil Hansen
NT	92	Ted Washington
RE	78	Bruce Smith
LOLB	95	Bryce Paup
LILB	54	Chris Spielman
RILB	55	Mark Maddox
ROLB	59	Sam Rogers
LCB	22	Jeff Burris
RCB	28	Thomas Smith
FS	24	Kurt Schulz
SS	23	Matt Stevens

PASSING	Att	Cmp	Yds	Cmp%	Yds/Att	TD	TD%	Int	Int%	Long	Sack/Lost	Rating
Kelly	379	222	2810	58.6	7.41	14	3.7	19	5.0	67	37/287	73.2
Collins	99	55	739	55.6	7.46	4	4.0	5	5.1	95	11/53	71.9
Van Pelt	5	2	9	40.0	1.80	0	0.0	0	0.0	5	0/0	47.9
BILLS	483	279	3558	57.8	7.37	18	3.7	24	5.0	95	48/340	72.6
OPPONENTS	562	292	3409	52.0	6.07	11	2.0	14	2.5	61	48/341	66.8



# 1997 SEASON STATISTICS

6-10 | 4TH IN AFC EAST | HEAD COACH MARV LEVY

Date	W/L Score	Opponent	Attendance
8/31	L 13-34	Minnesota	79,139
9/7	W 28-22	at NY Jets	72,988
9/14	L 16-22	at Kansas City	78,169
9/21	W 37-35	Indianapolis	55,340
10/5	W 22-13	Detroit	78,025
10/12	L 6-33	at New England	59,802
10/20	W 9-6	at Indianapolis	61,139
10/26	L 20-23 (OT)	Denver	78,458
11/2	W 9-6	Miami	78,011
11/9	L 10-31	New England	65,783
11/17	L 13-30	at Miami	74,155
11/23	L 14-31	at Tennessee	23,571
11/30	W 20-10	NY Jets	47,776
12/7	L 3-20	at Chicago	39,784
12/14	L 14-20	Jacksonville	41,281
12/20	L 21-31	at Green Bay	60,103

TOTAL FIRST DOWNS	BUF	OPP
Rushing	98	85
Passing	144	160
Penalty	26	20
3rd Down: Made/Att	53/212	85/240
3rd Down Pct.	25.0	35.4
4th Down: Made/Att	11/29	7/16
4th Down: Pct.	37.9	43.8

POSSESSION AVG.	27:59	32:01
-----------------	-------	-------

TOTAL NET YARDS	4657	4853
Avg. Per Game	291.1	303.3
Total Plays	1014	1041
Avg. Per Play	4.6	4.7

NET YARDS RUSHING	1782	1792
Avg. Per Game	111.4	112.0
Total Rushes	422	493

NET YARDS PASSING	2875	3061
Avg. Per Game	179.7	191.3
Sacked/Yards Lost	46/338	46/344
Gross Yards	3213	3405
Att./Completions	546/293	502/287
Completion Pct.	53.7	57.2
Had Intercepted	25	15

PUNTS/AVERAGE	91/41.4	86/42.0
---------------	---------	---------

NET PUNTING AVG.	36.0	36.1
------------------	------	------

PENALTIES/YARDS	92/742	98/992
-----------------	--------	--------

FUMBLES/BALL LOST	39/17	23/7
-------------------	-------	------

TOUCHDOWNS	26	37
Rushing	12	11
Passing	14	17
Returns	0	9

SCORE BY PERIOD	Q1	Q2	Q3	Q4	OT	PTS
BILLS	19	66	45	125	0	255
OPPONENTS	78	118	68	100	3	367

SCORING	TD	Ru	Pa	Rt	K-PAT	FG	S	Pts
Christie	0	0	0	0	21/21	24/30	0	93
A. Smith	8	8	0	0	0/0	0/0	0	48
Early	5	0	5	0	0/0	0/0	0	30
Reed	5	0	5	0	0/0	0/0	0	30
Riemersma	2	0	2	0	1*	0/0	0	14
Holmes	2	2	0	0	0/0	0/0	0	12
Johnson	2	2	0	0	0/0	0/0	0	12
J. Thomas	1	1	0	0	0/0	0/0	0	6
Van Pelt	1	1	0	0	0/0	0/0	0	6
Hansen	0	0	0	0	0/0	0/0	1	2
Moulds	0	0	0	0	1*	0/0	0	2
BILLS	26	12	14	0	21/21	24/30	1	255
OPP	37	11	17	9	34/35	37/46	3	367

2-Pt Conversions: **BILLS** 2-5, **OPP** 0-2

**SACKS:** B. Smith 14.0, Paup 9.5, Hansen 6.0, Moran 4.5, Washington 4.0, Rogers 3.5, Jones 2.0, Holecsek 1.5, Covington 0.5, Jeffcoat 0.5  
**BILLS:** 46.0  
**OPPONENTS:** 46.0

RUSHING	No.	Yds	Avg	Long	TD
A. Smith	194	840	4.3	56t	8
T. Thomas	154	643	4.2	24	1
Holmes	22	106	4.8	19	2
Collins	30	77	2.6	11	0
Moulds	4	59	14.8	29	0
Van Pelt	11	33	3.0	9	1
Reed	3	11	3.7	9	0
Hobert	2	7	3.5	7	0
Johnson	1	6	6.0	6	0
Mohr	1	0	0.0	0	0
<b>BILLS</b>	<b>422</b>	<b>1782</b>	<b>4.2</b>	<b>56t</b>	<b>12</b>
<b>OPP</b>	<b>493</b>	<b>1792</b>	<b>3.6</b>	<b>78t</b>	<b>11</b>

RECEIVING	No.	Yds	Avg	Long	TD
Reed	60	880	14.7	77t	5
Early	60	853	14.2	45	5
Johnson	41	340	8.3	62t	2
T. Thomas	30	208	6.9	30	0
Moulds	29	294	10.1	32	0
A. Smith	28	177	6.3	19	0
Riemersma	26	208	8.0	22	2
Holmes	13	106	8.2	22	0
Tindale	4	105	26.3	45	0
Cline	1	29	29.0	29	0
Reese	1	13	13.0	13	0
<b>BILLS</b>	<b>293</b>	<b>3213</b>	<b>11.0</b>	<b>77t</b>	<b>14</b>
<b>OPP</b>	<b>287</b>	<b>3405</b>	<b>11.9</b>	<b>60</b>	<b>17</b>

INTERCEPTIONS	No.	Yds	Avg	Long	TD
Irvin	2	28	14.0	28	0
Schultz	2	23	11.5	21	0
Kerner	2	20	10.0	20	0
Burris	2	19	9.5	10	0
Moran	2	12	6.0	12	0
Maddox	1	25	25.0	25	0
Martin	1	12	12.0	12	0
Spielman	1	8	8.0	8	0
Covington	1	6	6.0	6	0
Perry	1	4	4.0	4	0
<b>BILLS</b>	<b>15</b>	<b>157</b>	<b>10.5</b>	<b>28</b>	<b>0</b>
<b>OPP</b>	<b>25</b>	<b>359</b>	<b>14.4</b>	<b>62t</b>	<b>3</b>

PUNTING	No.	Yds	Avg	Net	TB	In	Lg	B
Mohr	90	3764	41.8	36.0	6	24	59	1
<b>BILLS</b>	<b>91</b>	<b>3764</b>	<b>41.4</b>	<b>36.0</b>	<b>6</b>	<b>24</b>	<b>59</b>	<b>1</b>
<b>OPP</b>	<b>86</b>	<b>3608</b>	<b>42.0</b>	<b>36.1</b>	<b>8</b>	<b>33</b>	<b>65</b>	<b>1</b>

PUNT RETURNS	Ret	FC	Yds	Avg	Long	TD
Burris	21	8	198	9.4	32	0
Tasker	12	9	113	9.4	47	0
Galloway	2	2	15	7.5	15	0
Moulds	2	0	20	10.0	10	0
Jackson	1	0	0	0.0	0	0
Jones	1	0	0	0.0	0	0
<b>BILLS</b>	<b>39</b>	<b>19</b>	<b>346</b>	<b>8.9</b>	<b>47</b>	<b>0</b>
<b>OPP</b>	<b>44</b>	<b>24</b>	<b>366</b>	<b>8.3</b>	<b>29</b>	<b>0</b>

KICKOFF RETURNS	No.	Yds	Avg	Long	TD
Moulds	43	921	21.4	53	0
Holmes	23	430	18.7	36	0
Galloway	6	130	21.7	30	0
Burris	1	10	10.0	10	0
Cline	1	0	0.0	0	0
Coons	1	12	12.0	12	0
Pike	1	11	11.0	11	0
Tasker	1	12	12.0	12	0
Wiley	1	12	12.0	12	0
<b>BILLS</b>	<b>78</b>	<b>1538</b>	<b>19.7</b>	<b>53</b>	<b>0</b>
<b>OPP</b>	<b>55</b>	<b>1385</b>	<b>25.2</b>	<b>96t</b>	<b>3</b>

FIELD GOALS	1-19	20-29	30-39	40-49	50+
Christie	0-0	6-6	9-12	8-10	1-2
<b>BILLS</b>	<b>0-0</b>	<b>6-6</b>	<b>9-12</b>	<b>8-10</b>	<b>1-2</b>
<b>OPP</b>	<b>2-2</b>	<b>11-11</b>	<b>12-15</b>	<b>9-13</b>	<b>3-5</b>

Christie: (28G,46G)|(46G,33G,30G)|(27G)(47G,33G)(34N)(22G,47G,32N,27G)(30G,55G)(41G,40G,39N,65N,39G)(23G)(36G,24G)(36B)(49G,34G)(41N,43G)(38G,31G)  
 OPPONENTS: (21G,43G)(39N,26G,19G,52G)(46G,45G,48N,42G)(39G,36G,49G,22G,25G)(28G,30G)(20G,23G,41G,52G)(51N,39G,32G)(38N,23G,22G,33G)(32N,27G,35G)(42G,42N,45N)(37G,30G,35G)(51G)(53N,22G)(41G,38G)(19G,47G)(45N,35G)

## USUAL STARTERS

### OFFENSE

WR	88	Quinn Early
LT	70	John Fina
LG	79	Ruben Brown
C	61	Dusty Zeigler
RG	68	Corbin Lacina
RT	60	Jerry Ostroski (10)
	72	Corey Louchiey (6)
TE	84	Lonnice Johnson
WR	83	Andre Reed
TE/WR	49	Jay Riemersma (8)
	80	Eric Moulds (7)
RB	34	Thurman Thomas
QB	15	Todd Collins

### DEFENSE

LE	90	Phil Hansen
NT	92	Ted Washington
	98	Sean Moran (7)
RE	78	Bruce Smith
LOLB	95	Bryce Paup
LILB	54	Chris Spielman (8)
MLB	52	John Holecsek (7)
RILB	57	Damien Covington (8)
ROLB	59	Sam Rogers
LCB	22	Jeff Burris
RCB	28	Thomas Smith
FS	24	Kurt Schulz
SS	20	Henry Jones

PASSING	Att	Cmp	Yds	Cmp%	Yds/Att	TD	TD%	Int	Int%	Long	Sack/Lost	Rating
Collins	291	215	2367	55.0	8.1	13	3.1	13	3.3	77t	39/278	69.5
Van Pelt	124	60	684	48.4	5.5	2	1.6	10	8.1	39	4/33	37.2
Hobert	30	17	133	56.7	4.4	0	0.0	2	6.7	20	2/7	40.0
Mohr	1	1	29	100.0	29.0	0	0.0	0	0.0	29	0/0	118.8
Reed	0	0	0	—	—	0	—	0	—	—	1/20	—
<b>BILLS</b>	<b>546</b>	<b>283</b>	<b>3214</b>	<b>53.7</b>	<b>5.88</b>	<b>14</b>	<b>2.6</b>	<b>25</b>	<b>4.6</b>	<b>77t</b>	<b>46/338</b>	<b>60.8</b>
<b>OPPONENTS</b>	<b>502</b>	<b>287</b>	<b>3405</b>	<b>57.2</b>	<b>6.78</b>	<b>17</b>	<b>3.4</b>	<b>15</b>	<b>3.0</b>	<b>60</b>	<b>46/344</b>	<b>76.8</b>





# 1998 SEASON STATISTICS

10-6 | T-2ND IN AFC EAST | HEAD COACH WADE PHILLIPS

Date	W/L Score	Opponent	Attendance
9/6	L 14-16	at San Diego	64,037
9/13	L 7-13	at Miami	73,097
9/20	L 33-34	St. Louis	65,199
10/4	W 26-21	San Francisco	76,615
10/11	W 31-24	at Indianapolis	52,938
10/18	W 17-16	Jacksonville	77,635
10/25	W 30-14	at Carolina	64,050
11/1	W 30-24	Miami	79,011
11/8	L 12-34	at NY Jets	75,403
11/15	W 13-10	New England	72,020
11/22	W 34-11	Indianapolis	49,032
11/29	L 21-25	at New England	58,304
12/6	W 33-20	at Cincinnati	54,359
12/13	W 44-21	Oakland	62,002
12/19	L 10-17	NY Jets	79,056
12/27	W 45-33	at New Orleans	39,707

**AFC WILD CARD PLAYOFF**  
1/2 L 17-24 at Miami 72,698

	BUF	OPP
<b>TOTAL FIRST DOWNS</b>	319	283
Rushing	115	79
Passing	176	168
Penalty	28	36
3rd Down: Made/Att	97/219	80/207
3rd Down Pct.	44.3	38.6
4th Down: Made/Att	3/8	10/18
4th Down Pct.	37.5	55.6

**POSSESSION AVG.** 32:26 27:34

	5541	4691
<b>TOTAL NET YARDS</b>		
Avg. Per Game	346.3	293.2
Total Plays	1033	949
Avg. Per Play	5.4	4.9

	2161	1493
<b>NET YARDS RUSHING</b>		
Avg. Per Game	135.1	93.3
Total Rushes	531	375

	3380	3198
<b>NET YARDS PASSING</b>		
Avg. Per Game	211.3	199.9
Sacked/Yards Lost	41/241	43/276
Gross Yards	3621	3474
Att./Completions	461/269	532/294
Completion Pct.	58.4	55.3
Had Intercepted	14	18

**PUNTS/AVERAGE** 69/41.8 77/44.9

**NET PUNTING AVG.** 33.2 37.5

**PENALTIES/YARDS** 123/993 104/836

**FUMBLES/BALL LOST** 17/6 21/13

	43	39
<b>TOUCHDOWNS</b>		
Rushing	13	11
Passing	28	27
Returns	2	1

**SCORE BY PERIOD**

	Q1	Q2	Q3	Q4	OT	PTS
BILLS	67	139	95	99	0	400
OPPONENTS	40	97	70	126	0	333

**SCORING**

TD	Ru	Pa	Rt	K-PAT	FG	S	Pts	
Christie	0	0	0	41/41	33/41	0	140	
Moulds	9	0	9	0/0	0/0	0	54	
A. Smith	8	8	0	0/0	0/0	0	48	
Riemersma	6	0	6	0/0	0/0	0	36	
Reed	5	0	5	0/0	0/0	0	30	
Gash	3	0	3	0/0	0/0	0	18	
Thomas	3	2	1	0/0	0/0	0	18	
L. Johnson	2	0	2	0/0	0/0	0	12	
Early	1	0	1	0/0	0/0	0	6	
Flutie	1	1	0	0/0	0/0	0	6	
Hansen	1	0	0	1/0	0/0	0	6	
R. Johnson	1	0	0	0/0	0/0	0	6	
Linton	1	1	0	0/0	0/0	0	6	
Northern	1	0	0	1/0	0/0	0	6	
K. Williams	1	0	0	0/0	0/0	0	6	
Washington	0	0	0	0/0	0/0	1	2	
BILLS	43	13	28	241/41	33/41	1	400	
OPP	39	11	27	1	28/28	21/26	0	333

2-Pt Conversions: **BILLS** 0-2, **OPP** 4-11

**SACKS:** B. Smith 10.0, Hansen 7.5, Price 5.0, Rogers 4.5, Washington 4.5, Wiley 3.5, P. Williams 3.5, Northern 2.0, Smedley 2.0, Simmons LG 0.5, Simmons TM 0.5  
**BILLS:** 43.0  
**OPPONENTS:** 41.0

**RUSHING**

No.	Yds	Avg	Long	TD	
A. Smith	300	112.4	3.7	30	8
Thomas	93	381	4.1	17	2
Flutie	48	248	5.2	23	1
Linton	45	195	4.3	20	1
R. Johnson	24	123	5.1	32	1
K. Williams	5	46	9.2	28	0
Gash	11	32	2.9	11	0
Holmes TM	2	8	4.0	5	0
C. Williams	2	5	2.5	3	0
Van Pelt	1	-1	-1.0	-1	0
BILLS	531	2161	4.1	32	13
OPP	375	1493	4.0	46	11

**RECEIVING**

No.	Yds	Avg	Long	TD	
Moulds	67	1368	20.4	84	9
Reed	63	795	12.6	67	5
K. Williams	29	392	13.5	55	1
Thomas	26	220	8.5	26	1
Riemersma	25	288	11.5	28	6
Early	19	217	11.4	37	1
Gash	19	165	8.7	20	3
L. Johnson	14	146	10.4	27	2
A. Smith	5	11	2.2	9	0
Linton	1	10	10.0	10	0
Holmes TM	1	9	9.0	9	0
BILLS	269	3621	13.5	84	28
OPP	294	3474	11.8	72	27

**INTERCEPTIONS**

No.	Yds	Avg	Long	TD	
Schultz	6	48	8.0	24	0
Jones	3	0	0.0	0	0
Jackson	2	27	13.5	27	0
Cowart	2	23	11.5	23	0
Irvin	1	43	43.0	43	0
Northern	1	40	40.0	40	1
Martin	1	23	23.0	23	0
T. Smith	1	0	0.0	0	0
Washington	1	0	0.0	0	0
BILLS	18	204	11.3	43	1
OPP	14	65	4.6	18	0

**PUNTING**

No.	Yds	Avg	Net	TB	In	Lg	B		
Mohr	69	2882	41.8	33	2	11	18	57	0
BILLS	69	2882	41.8	33	2	11	18	57	0
OPP	77	3459	44.9	37	5	10	13	69	0

**PUNT RETURNS**

Ref	FC	Yds	Avg	Long	TD	
K. Williams	37	11	369	10.0	73	0
BILLS	37	11	369	10.0	73	0
OPP	32	17	374	11.7	75	1

**KICKOFF RETURNS**

No.	Yds	Avg	Long	TD	
K. Williams	47	1059	22.5	46	0
Gash	3	41	13.7	17	0
L. Johnson	3	18	6.0	16	0
Cummings	1	21	21.0	21	0
Holmes TM	1	20	20.0	20	0
Riemersma	1	9	9.0	9	0
BILLS	56	1168	20.9	46	0
OPP	77	1638	21.3	55	0

**FIELD GOALS** 1-19 20-29 30-39 40-49 50+

	1-10	10-12	12-14	9-11	1-3
Christie	1-1	10-12	12-14	9-11	1-3
BILLS	1-1	10-12	12-14	9-11	1-3
OPP	0-0	7-7	5-7	8-11	1-1

Christie: (21N, 39N) [(36G) (24G, 51N, 19G, 38G, 45G) (53N, 39G) (24G) (42G, 47G, 44G) (49N, 22G, 36G, 25G) (40G, 37G, 44G, 21G) (31G, 20G, 40N) (35G, 24G) (35N, 34G, 26G, 22G) (20G, 52G, 46G, 34G) (32G, 49G, 32G) (28N, 44G) (35G)]  
 OPPONENTS: (48G, 47G, 54G) [(33G, 27G) [(27G, 25G) (48N) (22G, 33G, 43G, 41G) (35G, 23G, 27G) [(38G) (49G, 43G) (39N, 38G, 39N) (27G) (44G, 47N) [(48G, 46N) ( ]

**USUAL STARTERS**

**OFFENSE**

WR	80	Eric Moulds
LT	70	John Fina
LG	79	Ruben Brown
C	61	Dusty Zeigler
RG	72	Joe Panos
RT	60	Jerry Ostroski
TE	84	Lonnice Johnson
WR	83	Andre Reed
FB	33	Sam Gash
RB	23	Antowan Smith
QB	7	Doug Flutie (10)
	11	Rob Johnson (6)

**DEFENSE**

LE	90	Phil Hansen
NT	92	Ted Washington
RE	78	Bruce Smith
LOLB	59	Sam Rogers
ULB	52	John Holecsek
RILB	56	Sam Cowart
ROLB	99	Gabe Northern
LCB	27	Ken Irvin
RCB	28	Thomas Smith
FS	24	Kurt Schulz
SS	20	Henry Jones

PASSING	Att	Cmp	Yds	Cmp%	Yds/Att	TD	TD%	Int	Int%	Long	Sack/Lost	Rating
Flutie	354	202	2711	57.1	7.66	20	5.6	11	3.1	84	12/78	87.4
R. Johnson	107	67	910	62.6	8.50	8	7.5	3	2.8	66	29/163	102.9
BILLS	461	269	3621	58.4	7.85	28	6.1	14	3.0	84	41/241	91.0
OPPONENTS	532	294	3474	55.3	6.53	27	5.1	18	3.4	72	43/276	78.2



# 1999 SEASON STATISTICS

11-5 | 2ND IN AFC EAST | HEAD COACH WADE PHILLIPS

Date	W/L Score	Opponent	Attendance
9/12	L 14-31	at Indianapolis	56,238
9/19	W 17-3	NY Jets	68,839
9/26	W 26-0	Philadelphia	70,872
10/4	W 23-18	at Miami	74,073
10/10	W 24-21	Pittsburgh	71,038
10/17	L 14-20	Oakland	71,113
10/24	L 16-26	at Seattle	66,301
10/31	W 13-10	at Baltimore	68,673
11/7	W 34-17	at Washington	78,721
11/14	W 23-3	Miami	72,810
11/21	L 7-17	at NY Jets	79,285
11/28	W 17-7	New England	72,111
12/12	L 17-19	NY Giants	72,527
12/19	W 31-21	at Arizona	64,337
12/26	W 13-10 (OT)	at New England	55,014
1/2	W 31-6	Indianapolis	61,959

### AFC WILD CARD PLAYOFF

1/8	L 16-22	at Tennessee	66,782
-----	---------	--------------	--------

	BUF	OPP
<b>TOTAL FIRST DOWNS</b>	313	244
Rushing	117	73
Passing	173	144
Penalty	23	27
3rd Down: Made/Att	93/228	69/220
3rd Down Pct.	40.8	31.4
4th Down: Made/Att	11/21	6/18
4th Down: Pct.	52.4	33.3

<b>POSSESSION AVG.</b>	32:12	27:48
------------------------	-------	-------

	5333	4045
<b>TOTAL NET YARDS</b>	5333	4045
Avg. Per Game	333.3	252.8
Total Plays	1059	950
Avg. Per Play	5.0	4.3

	2040	1370
<b>NET YARDS RUSHING</b>	2040	1370
Avg. Per Game	127.5	85.6
Total Rushes	519	407

	3293	2675
<b>NET YARDS PASSING</b>	3293	2675
Avg. Per Game	205.8	167.2
Sacked/Yards Lost	27/185	37/214
Gross Yards	3478	2889
Att./Completions	513/290	506/269
Completion Pct.	56.5	53.2
Had Intercepted	16	12

<b>PUNTS/AVERAGE</b>	73/38.9	93/41.7
----------------------	---------	---------

<b>NET PUNTING AVG.</b>	33.9	34.5
-------------------------	------	------

<b>PENALTIES/YARDS</b>	97/789	97/790
------------------------	--------	--------

<b>FUMBLES/BALL LOST</b>	17/11	14/9
--------------------------	-------	------

	35	23
<b>TOUCHDOWNS</b>	35	23
Rushing	12	9
Passing	21	12
Returns	2	2

SCORE BY PERIOD	Q1	Q2	Q3	Q4	OT	PTS
BILLS		68	98	73	78	320
OPPONENTS		66	80	23	60	229

SCORING	TD	Ru	Pa	Rt	K-PAT	FG	S	Pts
Christie	0	0	0	0	33/33	25/34	0	108
Moulds	7	0	7	0	0/0	0/0	0	42
Linton	6	5	1	0	1*	0/0	0	38
A. Smith	6	6	0	0	0/0	0/0	0	36
Riemersma	4	0	4	0	0/0	0/0	0	24
P. Price	3	0	3	0	0/0	0/0	0	18
Collins	2	0	2	0	0/0	0/0	0	12
Gash	2	0	2	0	0/0	0/0	0	12
Flutie	1	1	0	0	0/0	0/0	0	6
Jones	1	0	0	1	0/0	0/0	0	6
Northern	1	0	0	1	0/0	0/0	0	6
Reed	1	0	1	0	0/0	0/0	0	6
Thomas	1	0	1	0	0/0	0/0	0	6
BILLS	35	12	21	2	33/33	25/34	320	
OPP	23	9	12	2	22/22	23/31	229	
2-Pt Conversions	BILLS 1-2,	OPP 0-1						

**SACKS:** B. Smith 7.0, Hansen 6.0, Wiley 5.0, Northern 3.5, Rogers 3.0, S. Price 2.5, Washington 2.5, P. Williams 2.5, Perry 1.5, Cowart 1.0, Cummings 1.0, Holecek 1.0, Moran 0.5  
BILLS: 37-0  
OPPONENTS: 27-0

RUSHING	No.	Yds	Avg	Long	TD
Linton	205	695	3.4	18	5
A. Smith	165	614	3.7	52t	6
Flutie	88	476	5.4	24t	1
Thomas	36	152	4.2	31	0
Johnson	8	61	7.6	25	0
Gordon	11	38	3.5	13	0
K. Williams	1	13	13.0	13	0
Moulds	1	1	1.0	1	0
Mohr	1	0	0.0	0	0
Van Pelt	1	-1	-1.0	-1	0
Hicks	1	-2	-2.0	-2	0
P. Price	1	-7	-7.0	-7	0
BILLS	519	2040	3.9	52t	12
OPP	407	1370	3.4	40	9

RECEIVING	No.	Yds	Avg	Long	TD
Moulds	65	994	15.3	54t	7
Reed	52	536	10.3	30	1
Riemersma	37	496	13.4	38	4
P. Price	31	393	12.7	45	3
K. Williams	31	381	12.3	35	0
Linton	29	228	7.9	28	1
Gash	20	163	8.2	31t	2
Collins	9	124	13.8	45	2
Loud	6	66	11.0	20	0
Jackson	4	34	8.5	16	0
Thomas	3	37	12.3	23t	1
A. Smith	2	32	16.0	23	0
Hicks	1	-6	-6.0	-6	0
BILLS	290	3478	12.0	54t	21
OPP	269	2889	10.7	50	12

INTERCEPTIONS	No.	Yds	Avg	Long	TD
Schultz	3	26	8.7	26	0
Winfield	2	13	6.5	10	0
Wiley	1	52	52.0	52	0
Holecek	1	35	35.0	35	0
T. Smith	1	29	29.0	29	0
Rogers	1	24	24.0	24	0
Irvin	1	1	1.0	1	0

	Greer	1	0	0.0	0	0
Martin	1	0	0.0	0	0	0
BILLS	12	180	15.0	52	0	0
OPP	16	288	18.0	74t	1	1

PUNTING	No.	Yds	Avg	Net	TB	In	LG	B
Mohr	73	2840	38.9	33.9	7	20	60	0
BILLS	73	2840	38.9	33.9	7	20	60	0
OPP	93	3875	41.7	34.5	16	22	60	0

PUNT RETURNS	Ret	FC	Yds	Avg	Long	TD
K. Williams	33	17	331	10.0	27	0
P. Price	1	0	16	16.0	16	0
BILLS	34	17	347	10.2	27	0
OPP	23	25	226	9.8	26	0

KICKOFF RETURNS	No.	Yds	Avg	Long	TD
K. Williams	42	840	20.0	62	0
Loud	2	26	13.0	15	0
Porter	2	41	20.5	24	0
Collins	1	6	6.0	6	0
Gash	1	13	13.0	13	0
Gordon	1	11	11.0	11	0
Jones	1	37	37.0	37	1
P. Price	1	27	27.0	27	0
BILLS	51	1001	19.6	62	1
OPP	68	1504	22.1	93	0

FIELD GOALS	1-19	20-29	30-39	40-49	50+
Christie	2-2	10-10	7-10	3-9	3-3
BILLS	2-2	10-10	7-10	3-9	3-3
OPP	0-0	8-8	9-11	6-9	0-3

Christie: (36G,29G)(44N,45N,35G)  
(24G,29G,19G,36G,49N)(26G,52G,31G)(29G,36N)  
(150G)(25G,40G)(23G,20G)(31G,48G,47G,35N)  
(40N,45N)(28G)(50G,39,48N)(33G)(39G,23G)(19G)  
OPPONENTS: (45B,35G)(31G)(50N)  
(30G,44G,26G,26G)(125G,32G,32N)  
(40G,21G,42G,34G)(37G,51B)(55N,41G)(30G)  
(36G)(142G,21G,21G,48G)(144N,38G,33N,44N)  
(27G,24G)

### USUAL STARTERS

OFFENSE	WR	80	Eric Moulds
LT	70	John Fina	
LG	79	Ruben Brown	
C	60	Jerry Ostroski	
RG	61	Dusty Zeigler	
RT	77	Robert Hicks	
TE	85	Jay Riemersma	
WR	83	Andre Reed	
FB	33	Sam Gash	
RB	23	Antowain Smith	
QB	7	Doug Flutie	

### DEFENSE

LE	90	Phil Hansen
NT	92	Ted Washington
RE	78	Bruce Smith
LOLB	59	Sam Rogers
LILB	52	John Holecek
RILB	56	Sam Cowart
ROLB	99	Gabe Northern
LCB	27	Ken Irvin
RCB	28	Thomas Smith
FS	24	Kurt Schulz
SS	20	Henry Jones

PASSING	Att	Cmp	Yds	Cmp%	Yds/Att	TD	TD%	Int	Int%	Long	Sack/Lost	Rating
Flutie	478	264	3171	55.2	6.63	19	4.0	16	3.3	54t	26/176	75.1
Johnson	34	25	298	73.5	8.76	2	5.9	0	0.0	42	1/9	119.5
Van Pelt	1	1	9	100.0	9.00	0	0.0	0	0.0	9	0/0	104.2
BILLS	513	290	3478	56.5	6.78	21	4.1	16	3.1	54t	27/185	78.1
OPPONENTS	506	269	2889	53.2	5.71	12	2.4	12	2.4	50	37/214	68.2



# 2000 SEASON STATISTICS

8-8 | 4TH IN AFC EAST | HEAD COACH WADE PHILLIPS

Date	W/L Score	Opponent	Attendance
9/3	W 16-13	Tennessee	72,492
9/10	W 27-18	Green Bay	77,722
9/17	L 14-27	at NY Jets	77,884
10/1	L 16-18	Indianapolis	72,617
10/8	L 13-22	at Miami	73,901
10/15	W 27-24(OT)	San Diego	72,351
10/22	L 27-31	at Minnesota	64,116
10/29	W 23-20	NY Jets	72,861
11/5	W 16-13(OT)	at New England	60,292
11/12	W 20-3	Chicago	72,420
11/19	W 21-17	at Kansas City	78,457
11/26	L 17-31	at Tampa Bay	65,546
12/3	L 6-33	Miami	73,002
12/11	L 20-44	at Indianapolis	56,671
12/17	L 10-13(OT)	New England	47,230
12/23	W 42-23	at Seattle	61,025

	BUF	OPP
<b>TOTAL FIRST DOWNS</b>	309	252
Rushing	111	76
Passing	174	153
Penalty	24	23
3rd Down: Made/Att	92/247	81/219
3rd Down Pct.	37.2	37.0
4th Down: Made/Att	9/12	7/11
4th Down Pct.	75.0	63.6

**POSSESSION AVG.** 31:25 28:35

	5498	4426
<b>TOTAL NET YARDS</b>		
Avg. Per Game	343.6	276.6
Total Plays	1080	966
Avg. Per Play	5.1	4.6

	1922	1559
<b>NET YARDS RUSHING</b>		
Avg. Per Game	120.1	97.4
Total Rushes	475	444

	3576	2867
<b>NET YARDS PASSING</b>		
Avg. Per Game	223.5	179.2
Sacked/Yards Lost	59/360	42/308
Gross Yards	3936	3175
Att./Completions	546/312	480/283
Completion Pct.	57.1	59.0
Had Intercepted	10	16

**PUNTS/AVERAGE** 96/38.1 92/42.0

**NET PUNTING AVG.** 31.4 38.4

**PENALTIES/YARDS** 101/913 103/905

**FUMBLES/BALL LOST** 28/13 30/13

	34	37
<b>TOUCHDOWNS</b>		
Rushing	11	13
Passing	20	18
Returns	3	6

SCORE BY PERIOD	Q1	Q2	Q3	Q4	OT	PTS
BILLS	54	97	40	118	6	315
OPPONENTS	46	93	76	132	3	350

SCORING	TD	Ru	Pa	Rt	K-PAT	FG	S	Pts
Christie	0	0	0	0	31/31	26/35	0	109
Morris	6	5	1	0	0/0	0/0	0	36
Moulds	5	0	5	0	0/0	0/0	0	30
Riemersma	5	0	5	0	0/0	0/0	0	30
Smith	4	4	0	0	0/0	0/0	0	24
P. Price	3	0	3	0	0/0	0/0	0	18
Bryson	2	0	2	0	1*	0/0	0	14
McDaniel	2	0	2	0	0/0	0/0	0	12
Flutie	1	1	0	0	0/0	0/0	0	6
S. Jackson	1	0	1	0	0/0	0/0	0	6
Johnson	1	1	0	0	0/0	0/0	0	6
H. Jones	1	0	0	1	0/0	0/0	0	6
Linton	1	0	1	0	0/0	0/0	0	6
Ostroski	1	0	0	1	0/0	0/0	0	6
Porter	1	0	0	1	0/0	0/0	0	6
BILLS	34	11	20	3	31/31	26/35	315	
OPP	37	13	18	6	33/33	29/33	350	

**SACKS:** Wiley 10.5, Newman 8.0, Cowart 5.5, Rogers 5.0, Washington 2.5, Williams 2.5, Flowers 2.0, Hansen 2.0, F. Jones 1.0, Larsen 1.0, Moore 1.0, S. Price 1.0  
**BILLS : 42.0**  
**OPPONENTS : 59.0**

RUSHING	No.	Yds	Avg	Long	TD
Bryson	161	591	3.7	24	0
Smith	101	354	3.5	59	4
Morris	93	341	3.7	32	5
Johnson	42	307	7.3	23	1
Flutie	36	161	4.5	32	1
Linton	38	112	2.9	12	0
P. Price	2	32	16.0	27	0
Moulds	2	24	12.0	20	0
BILLS	475	1922	4.0	59	11
OPP	444	1559	3.5	39	13

RECEIVING	No.	Yds	Avg	Long	TD
Moulds	94	1326	14.1	52	5
P. Price	52	762	14.7	42	3
McDaniel	43	697	16.2	74	2
Morris	37	268	7.2	24	1
Bryson	32	271	8.5	32	2
Riemersma	31	372	12.0	35	5
Collins	6	72	12.0	23	0
S. Jackson	5	36	7.2	12	1
Cavil	4	66	16.5	39	0
Smith	3	20	6.7	9	0
Linton	3	8	2.7	4	1
Porter	1	44	44.0	44	0
Johnson	1	-6	-6.0	-6	0
BILLS	312	3936	12.6	74	20
OPP	283	3175	11.2	63	18

INTERCEPTIONS	No.	Yds	Avg	Long	TD
Carpenter	5	63	12.6	22	0
H. Jones	2	45	22.5	45	1
Cowart	2	4	2.0	2	0
Irvin	2	1	0.5	1	0
Rogers	1	10	10.0	10	0
Winfield	1	8	8.0	8	0
Flowers	1	0	0.0	0	0
Holecek	1	0	0.0	0	0
Porter	1	0	0.0	0	0
BILLS	16	131	8.2	45	1
OPP	10	112	11.2	40	1

PUNTING	No	Yds	Avg	Net	TB	In	Lg	B
Mohr	95	3661	38.5	31.4	5	19	57	1
BILLS	96	3661	38.1	31.4	5	19	57	1
OPP	92	3865	42.0	38.4	7	37	70	0

PUNT RETURNS	Ret	FC	Yds	Avg	Long	TD
Watson	33	18	163	4.9	20	0
P. Price	5	5	27	5.4	12	0
BILLS	38	23	190	5.0	20	0
OPP	51	21	544	10.7	73	1

KICKOFF RETURNS	No.	Yds	Avg	Long	TD
Watson	44	894	20.3	37	0
Black	9	165	18.3	26	0
Bryson	8	122	15.3	26	0
Linton	3	40	13.3	17	0
Cavil	1	1	1.0	1	0
Foreman	1	19	19.0	19	0
H. Jones	1	4	4.0	4	0
Morris	1	17	17.0	17	0
Smith	1	0	0.0	0	0
BILLS	69	1262	18.3	37	0
OPP	70	1524	21.8	97	2

FIELD GOALS	1-19	20-29	30-39	40-49	50+
Christie	2-2	11-13	4-6	9-13	0-1
BILLS	2-2	11-13	4-6	9-13	0-1
OPP	1-1	11-12	11-13	5-5	1-2

Christie: (51N,42G,41G,33G)(45G,20G)(43B)(19G,30G,27G)(45G,23G)(29G,46G)(25G,48G)(20G,44B,29G,34G)(19G,48G,32G)(27G,42G,39N)(42N,28G)(47N)(29G,46G)(25G,23B,30B)(26N) OPPONENTS: (38G,27G,60N)(24G)(51G,33N,27G)(45G)(30G,33G)(36G)(38G,20G,21G)(40G,36G)(48G,43G)(24G)(19G,35B)(45G)(32G,31G,20G,26G)(37G,23G,39G)(22G,27N,24G)(38G)

### USUAL STARTERS

#### OFFENSE

WR	80	Eric Moulds
LT	70	John Fina
LG	79	Ruben Brown
C	60	Jerry Ostroski
RG	74	Jamie Nails
RT	69	Marcus Spriggs (9)
	77	Robert Hicks (7)
TE	85	Jay Riemersma
WR	81	Peerless Price
WR	86	Jeremy McDaniel
RB	38	Shawn Bryson
QB	11	Rob Johnson

#### DEFENSE

LE	90	Phil Hansen (8)
	91	Shawn Price (6)
NT	92	Ted Washington
RE	75	Marcellus Wiley
SOLB	53	Keith Newman
SILB	52	John Holecek
WILB	56	Sam Cowart
WOLB	59	Sam Rogers
LCB	26	Antoine Winfield
RCB	27	Ken Irvin
FS	29	Keion Carpenter
SS	20	Henry Jones

PASSING	Att	Cmp	Yds	Cmp%	Yds/Att	TD	TD%	Int	Int%	Long	Sack/Lost	Rating
Johnson	306	175	2125	57.2	6.94	12	3.9	7	2.3	74	49/292	82.2
Flutie	231	132	1700	57.1	7.36	8	3.5	3	1.3	52	10/68	86.5
Van Pelt	8	4	67	50.0	8.38	0	0.0	0	0.0	36	0/0	78.6
Mohr	1	1	44	100.0	44.00	0	0.0	0	0.0	44	0/0	118.8
BILLS	546	312	3936	57.1	7.21	20	3.7	10	1.8	74	59/360	84.3
OPPONENTS	480	283	3175	59.0	6.61	18	3.8	16	3.3	63	42/308	77.4



# 2001 SEASON STATISTICS

3-13 | 5TH IN AFC EAST | HEAD COACH GREGG WILLIAMS

Date	W/L	Score	Opponent	Attendance
9/9	L	6-24	New Orleans	71,447
9/23	L	26-42	at Indianapolis	56,135
9/30	L	3-20	Pittsburgh	72,874
10/7	L	36-42	NY Jets	72,654
10/18	W	13-10	at Jacksonville	58,893
10/28	L	24-27	at San Diego	63,698
11/4	L	14-30	Indianapolis	63,786
11/11	L	11-21	at New England	60,292
11/18	L	20-23	Seattle	60,836
11/25	L	27-34	Miami	73,063
12/2	L	0-35	at San Francisco	67,252
12/9	W	25-24	Carolina	44,549
12/16	L	9-12 (OT)	New England	45,527
12/23	L	30-33	at Atlanta	43,320
12/30	W	14-9	at NY Jets	78,200
1/6	L	7-34	at Miami	73,428

TOTAL FIRST DOWNS	BUF	OPP
Rushing	287	302
Passing	75	122
Penalty	180	154
3rd Down: Made/Att	32	26
3rd Down Pct.	75/217	86/205
4th Down: Made/Att	34.6	42.0
4th Down Pct.	12/24	4/9
	58.3	43.5

POSSESSION AVG.	29:00	31:00
TOTAL NET YARDS	5137	5292
Avg. Per Game	321.1	330.8
Total Plays	1009	969
Avg. Per Play	5.1	5.5

NET YARDS RUSHING	1686	2133
Avg. Per Game	105.4	133.3
Total Rushes	406	482

NET YARDS PASSING	3451	3159
Avg. Per Game	215.7	197.4
Sacked/Yards Lost	46/271	34/219
Gross Yards	3722	3378
Att./Completions	557/327	453/284
Completion Pct.	58.7	62.7
Had Intercepted	20	11

PUNTS/AVERAGE	80/40.8	66/43.0
---------------	---------	---------

NET PUNTING AVG.	33.8	36.2
------------------	------	------

PENALTIES/YARDS	123/954	93/835
-----------------	---------	--------

FUMBLES/BALL LOST	26/13	26/8
-------------------	-------	------

TOUCHDOWNS	31	48
Rushing	9	20
Passing	18	23
Returns	4	5

SCORE BY PERIOD	Q1	Q2	Q3	Q4	OT	Pts
BILLS	33	89	56	87	0	265
OPPONENTS	91	115	83	128	3	420

SCORING	TD	Ru	Pa	Rt	K-PAT	FG	S	Pts
Arians	0	0	0	0	16/17	12/21	0	52
P. Price	7	0	7	0	0/0	0/0	0	42
Moulds	5	0	5	0	1*	0/0	0	32
Graham	0	0	0	0	7/7	6/8	0	25
Centers	4	2	2	0	0/0	0/0	0	24
Henry	4	4	0	0	0/0	0/0	0	24
Riemersma	3	0	3	0	0/0	0/0	0	18
Bryson	2	2	0	0	0/0	0/0	0	12
Clements	2	0	2	0	0/0	0/0	0	12
Spoon	2	0	2	0	0/0	0/0	0	12
S. Jackson	1	0	1	0	0/0	0/0	0	6
Johnson	1	1	0	0	0/0	0/0	0	6
BILLS	31	9	18	4	23/24	18/29	0	265
OPP	48	20	23	5	48/48	28/37	0	420
2-Pt Conversions:	BILLS	1-7	OPP	0-0				

**SACKS:** Schobel 6.5, Newman 3.5, Fisher 3.0, Hansen 3.0, Office 3.0, Foreman 2.5, Flowers 2.0, S. Price 2.0, Robertson 2.0, Williams 1.5, Wright 1.5, Clements 1.0, Larsen 1.0, Prieleau 1.0, Jones 0.5  
**BILLS:** 34.0  
**OPPONENTS:** 46.0

RUSHING	No	Yds	Avg	Lg	TD
Henry	213	729	3.4	25	4
Bryson	80	341	4.3	68†	2
Johnson	36	241	6.7	23	1
Centers	34	160	4.7	50	2
P. Price	6	97	16.2	31	0
Morris	20	72	3.6	10	0
Van Pelt	12	33	2.8	15	0
T. Brown	1	10	10.0	10	0
Moulds	3	3	1.0	6	0
Moorman	1	0	0.0	0	0
BILLS	406	1686	4.2	68†	9
OPP	482	2133	4.4	47	20

RECEIVING	No	Yds	Avg	Lg	TD
Centers	80	620	7.8	26	2
Moulds	67	904	13.5	80†	5
P. Price	55	895	16.3	70†	7
Riemersma	53	590	11.1	36	3
Henry	22	179	8.1	40	0
Germany	12	203	16.9	39	0
McDaniel	11	129	11.7	22	0
Bryson	9	59	6.6	23	0
Black	8	90	11.3	25	0
Morris	7	36	5.1	11	0
Crosby	2	16	8.0	9	0
S. Jackson	1	1	1.0	1†	1
BILLS	327	3722	11.4	80†	18
OPP	284	3378	11.9	63†	23

INTERCEPTIONS	No	Yds	Avg	Lg	TD
Clements	3	48	16.0	48†	1
Spoon	2	51	25.5	44†	2
Winfield	2	0	0.0	0	0
Watson	1	23	23.0	23	0
Hansen	1	17	17.0	17	0
Irvin	1	0	0.0	0	0
Tillman	1	0	0.0	0	0
BILLS	11	139	12.6	48†	3
OPP	20	390	19.5	100†	2

PUNTING	No	Yds	Avg	Net	TB	In	Lg	B
Moorman	80	3262	40.8	33.8	7	16	66	0
BILLS	80	3262	40.8	33.8	7	16	66	0
OPP	66	2836	43.0	36.2	11	27	77	0

PUNT RETURNS	Ref	FC	Yds	Avg	Long	TD
P. Price	19	8	110	5.8	24	0
Clements	4	1	81	20.3	66†	1
Black	1	0	34	34.0	34	0
BILLS	24	9	225	9.4	66†	1
OPP	40	9	418	10.5	48	0

KICKOFF RETURNS	No.	Yds	Avg	Long	TD
Clements	30	628	20.9	37	0
Black	25	498	19.9	29	0
Bryson	16	299	18.7	32	0
Driver	7	130	18.6	23	0
Watson	5	96	19.2	30	0
BILLS	83	1651	19.9	37	0
OPP	52	987	19.0	72	0

FIELD GOALS	1-19	20-29	30-39	40-49	50+
Arians	0-0	6-6	2-4	4-11	0-0
Graham	0-0	4-4	0-0	2-4	0-0
BILLS	0-0	10-10	2-4	6-15	0-0
OPP	0-0	7-8	12-15	6-11	3-3

Arians: [37G,22G],[48G,37N,49G],[49N,23G],[28G],[41N,39N,30G,46G],[41G,45N,44B],[48B],[24G,49N],[25G,26G,45N](1)  
 Graham: [49N],[20G,27G],[43N,41G,25G,41G],[28G](1)(1)  
 OPPONENTS: [31G],[45N],[33N,30G,52G](1)[41G],[37G,25G,36N,41N],[34G,41G,47G](43N,45N)[40G,38G,51G],[25G,39G],[32N,22B][37G],[40G,32G,25G,23G],[35G,32G,43G,52G][33G,28G,32G],[22G,49N,20G]

USUAL STARTERS	WR	70	Eric Moulds
OFFENSE	LT	70	John Fina
	LG	79	Ruben Brown
	C	63	Bill Conaty
	RG	71	Corey Hulsey
	RT	75	Jonas Jennings
	TE	85	Jay Riemersma
	WR	81	Peerless Price
	FB	37	Larry Centers
	RB	20	Travis Henry
	QB	10	Alex Van Pelt (8)
		11	Rob Johnson (8)

DEFENSE	LE	90	Phil Hansen
	LT	91	Shawn Price
	RT	93	Pat Williams
	RE	94	Aaron Schobel
	SLB	53	Keith Newman
	MLB	58	Brandon Spoon
	WLB	55	Jay Foreman
	LCB	26	Antoine Winfield
	RCB	22	Nate Clements
	FS	29	Keion Carpenter (10)
		28	Travares Tillman (6)
	SS	39	Raion Hill

PASSING	Att	Cmp	Yds	Cmp%	Yds/Att	TD	TD%	Int	Int%	Long	Sack/Lost	Rating
Van Pelt	307	178	2056	58.0	6.70	12	3.9	11	3.6	80†	14/73	76.4
Johnson	216	134	1465	62.0	6.78	5	2.3	7	3.2	61†	31/196	76.3
T. Brown	33	15	201	45.5	6.09	1	3.0	2	6.1	34	1/2	50.2
Moorman	1	0	0	0.0	0.00	0	0.0	0	0.0	0	0/0	39.6
BILLS	557	327	3722	58.7	6.68	18	3.2	20	3.6	80†	46/271	74.7
OPPONENTS	453	284	3378	62.7	7.46	23	5.1	11	2.4	63†	34/219	92.2



# 2002 SEASON STATISTICS

8-8 | 4TH IN AFC EAST | HEAD COACH GREGG WILLIAMS

Date	W/L	Score	Opponent	Attendance
9/8	L	31-37	(OT) NY Jets	72,751
9/15	W	45-39	(OT) at Minnesota	64,047
9/22	L	23-28	at Denver	75,359
9/29	W	33-27	(OT) Chicago	72,780
10/6	L	31-49	Oakland	73,038
10/13	W	31-24	at Houston	70,120
10/20	W	23-10	at Miami	73,180
10/27	W	24-17	Detroit	72,710
11/3	L	7-38	New England	73,448
11/17	L	16-17	at Kansas City	77,951
11/24	L	13-31	at NY Jets	78,745
12/1	W	38-21	Miami	73,287
12/8	L	17-27	at New England	68,436
12/15	W	20-13	San Diego	61,838
12/22	L	0-10	at Green Bay	64,106
12/29	W	27-9	Cincinnati	47,850

TOTAL FIRST DOWNS	BUF	OPP
Rushing	355	303
Passing	90	107
Penalty	218	160
3rd Down: Made/Att	47	36
3rd Down Pct.	90/212	76/207
4th Down: Made/Att	42.5	36.7
4th Down Pct.	7/12	10/23
	58.3	43.5

POSSESSION AVG. 30:56 29:04

TOTAL NET YARDS	5591	5189
Avg. Per Game	349.4	324.3
Total Plays	1054	999
Avg. Per Play	5.3	5.2

NET YARDS RUSHING	1596	2122
Avg. Per Game	99.8	132.6
Total Rushes	388	473

NET YARDS PASSING	3995	3067
Avg. Per Game	249.7	191.7
Sacked/Yards Lost	54/369	31/212
Gross Yards	4364	3279
Att./Completions	612/377	495/281
Completion Pct.	61.6	56.8
Had Intercepted	15	10

PUNTS/AVERAGE 67/42.4 71/39.9

NET PUNTING AVG. 36.0 35.2

PENALTIES/YARDS 112/103 1117/1053

FUMBLES/BALL LOST 29/16 20/9

TOUCHDOWNS	44	49
Rushing	17	20
Passing	24	24
Returns	3	5

SCORE BY PERIOD	Q1	Q2	Q3	Q4	OT	PTS
BILLS	48	141	97	81	12	379
OPPONENTS	85	129	61	116	6	397

SCORING	TD	Ru	Pa	Rt	K-PAT	FG	S	PTS
Hollis	0	0	0	0	40/40	25/33	0	115
Henry	14	13	1	0	-	-	0	84
Moulds	10	0	10	0	-	-	0	60
P. Price	9	0	9	0	-	-	0	54
Bledsoe	2	2	0	0	-	-	0	12
Centers	2	2	0	0	-	-	0	12
Moore	2	0	2	0	-	-	0	12
Reed	2	0	2	0	-	-	0	12
Clements	1	0	0	1	-	-	0	6
Edwards	1	0	0	1	-	-	0	6
Rogers	1	0	0	1	-	-	0	6
BILLS	44	17	24	3	40/40	25/33	0	379
OPP	49	20	24	5	44/46	19/26	0	397

2-Pt Conversions: BILLS 0-2, OPP 1-2  
**SACKS:** Schobel 8.5, Ahanotu 5.0, Fletcher 3.0, Newnman 3.0, Wire 3.0, Edwards 2.5, Prioleau 1.0, P. Williams 0.5, BILLS : 31.0  
**OPPONENTS :** 54.0

RUSHING	No.	Yds	Avg	Long	TD
Henry	325	1438	4.4	34	13
Bledsoe	27	67	2.5	11	2
Centers	11	56	5.1	13	2
Bryson	13	35	2.7	10	0
Burns	5	7	1.4	6	0
Moulds	1	7	7.0	7	0
Morris	2	5	2.5	5	0
Moorman	1	-6	-6.0	-6	0
P. Price	3	-13	-4.3	1	0
BILLS	388	1596	4.1	34	17
OPP	473	2122	4.5	55	20

RECEIVING	No.	Yds	Avg	Long	TD
Moulds	100	1292	12.9	70	10
P. Price	94	1252	13.3	73	9
Centers	43	388	9.0	25	0
Henry	43	309	7.2	26	1
Reed	37	509	13.8	42	2
Riemersma	32	350	10.9	29	0
Moore	16	141	8.8	19	2
Crosby	4	33	8.3	11	0
Morris	3	48	16.0	18	0
Johnson	3	39	13.0	22	0
Bryson	1	9	9.0	9	0
R. Brown	1	-6	-6.0	-6	0
BILLS	377	4364	11.6	73	24
OPP	281	3279	11.7	81	24

INTERCEPTIONS	No.	Yds	Avg	Long	TD
Clements	6	82	13.7	42	1
Thomas	1	31	31.0	31	0
E. Robinson	1	21	21.0	21	0
Brooks	1	13	13.0	13	0
Watson	1	0	0.0	0	0
BILLS	10	147	14.7	42	1
OPP	15	274	18.3	81	1

PUNTING	No	Yds	Avg	Net	TB	In	Log	B
Moorman	66	2844	43.1	36.0	7	18	84	1
BILLS	67	2844	42.4	36.0	7	18	84	1
OPP	71	2834	39.9	35.2	9	15	70	0

PUNT RETURNS	Ref	FC	Yds	Avg	Long	TD
Rogers	26	11	137	5.3	16	0
Clements	4	0	20	5.0	11	0
BILLS	30	11	157	5.2	16	0
OPP	29	13	294	10.1	61	0

KICKOFF RETURNS	No.	Yds	Avg	Long	TD
Rogers	64	1280	20.0	90	1
Crosby	3	45	15.0	18	0
Bryson	1	18	18.0	18	0
Burns	1	35	35.0	35	0
Driver	1	27	27.0	27	0
Morris	1	0	0.0	0	0
Clements	0	0	0.0	0	0
BILLS	71	1405	19.8	90	1
OPP	76	1634	21.5	98	2

FIELD GOALS	1-19	20-29	30-39	40-49	50+
Hollis	0-0	7-8	8-10	7-10	3-5
BILLS	0-0	7-8	8-10	7-10	3-5
OPP	1-1	5-5	7-7	5-12	1-1

Hollis: (52G,50N)|(52G,20G,20G,54G,44N)  
 (38G)|(48G,49G,39B)|(30G)|(33G)(46G, 26G, 44G)  
 (33G)(50N,25N,45N)|(23G,33G,27G)|(43G,40G)  
 (39G,46N)|(26G)|(42G,36G)|(33N)|(32G,25G)  
**OPPONENTS:** (34G,45G,48N,33G)|(29G,22G,  
 44N)|(49N)|(46G,24G)|(26G)(42G)|(35G)(46G)  
 (38G,45N)(23G,45N)|(39G,46G,43N)|(39G,  
 44N,53G)|(33G)|(19G)

## USUAL STARTERS

OFFENSE		
WR	80	Eric Moulds
LT	75	Jonas Jennings
LG	79	Ruben Brown
C	70	Trey Teague
RG	71	Marques Sullivan
RT	75	Mike Williams
TE	85	Jay Riemersma
WR	81	Peerless Price
FB	37	Larry Centers (7)
	41	Phil Crosby
RB	20	Travis Henry
QB	11	Drew Bledsoe

## DEFENSE

LE	72	Chidi Ahanotu
LT	98	Ron Edwards
RT	93	Pat Williams
RE	94	Aaron Schobel
SLB	53	Keith Newman
MLB	58	London Fletcher
WLB	55	Eddie Robinson
LCB	26	Antoine Winfield
RCB	22	Nate Clements
FS	22	Pierson Prioleau
SS	27	Coy Wire

PASSING	Att	Cmp	Yds	Cmp%	Yds/Att	TD	TD%	Int	Int%	Long	Sack/Lost	Rating
Bledsoe	610	375	4359	61.5	7.15	24	3.9	15	2.5	73	54/369	86.0
Van Pelt	2	2	5	100.0	2.50	0	0.0	0	0.0	4	0/0	79.2
BILLS	612	377	4364	61.6	7.13	24	3.9	15	2.5	73	54/369	86.0
OPPONENTS	495	281	3279	56.8	6.62	24	4.8	10	2.0	81	31/212	84.7



# 2003 SEASON STATISTICS

6-10 | 3RD IN AFC EAST | HEAD COACH GREGG WILLIAMS

Date	W/L	Score	Opponent	Attendance
9/7	W	31-0	New England	73,262
9/14	W	38-17	at Jacksonville	58,613
9/21	L	7-17	at Miami	73,458
9/28	L	13-23	Philadelphia	73,305
10/5	W	22-16	(OT) Cincinnati	72,615
10/12	L	3-30	at NY Jets	77,740
10/19	W	24-7	Washington	73,149
10/26	L	5-38	at Kansas City	78,689
11/9	L	6-10	at Dallas	63,770
11/16	L	10-12	Houston	72,677
11/23	L	14-17	Indianapolis	73,004
11/30	W	24-7	at NY Giants	78,481
12/7	W	17-6	NY Jets	72,791
12/14	L	26-28	at Tennessee	68,809
12/21	L	3-20	Miami	73,319
12/27	L	0-31	at New England	68,436

TOTAL FIRST DOWNS	BUF	OPP
Rushing	96	92
Passing	150	153
Penalty	22	25
3rd Down: Made/Att	67/212	86/225
3rd Down Pct.	31.6	38.2
4th Down: Made/Att	13/25	7/13
4th Down: Pct.	52.0	53.8

POSSESSION AVG.	29:40	30:20
-----------------	-------	-------

TOTAL NET YARDS	4348	4313
Avg. Per Game	271.8	269.6
Total Plays	980	1010
Avg. Per Play	4.4	4.3

NET YARDS RUSHING	1664	1606
Avg. Per Game	104.0	100.4
Total Rushes	427	464

NET YARDS PASSING	2684	2707
Avg. Per Game	167.8	169.2
Sacked/Yards Lost	51/385	38/231
Gross Yards	3069	2938
Att./Completions	502/293	508/285
Completion Pct.	58.4	56.1
Had Intercepted	17	10

PUNTS/AVERAGE	85/44.6	93/38.2
---------------	---------	---------

NET PUNTING AVG.	37.1	34.2
------------------	------	------

PENALTIES/YARDS	106/891	110/996
-----------------	---------	---------

FUMBLES/BALL LOST	36/17	22/8
-------------------	-------	------

TOUCHDOWNS	27	30
Rushing	13	11
Passing	11	18
Returns	3	1

SCORE BY PERIOD	Q1	Q2	Q3	Q4	OT	PTS
BILLS	34	81	58	64	6	243
OPPONENTS	54	93	51	78	0	279

SCORING	TD	Ru	Pa	Rt	K-PAT	FG	S	PTS
Hollis	0	0	0	0	24/24	17/24	0	75
Henry	11	10	1	0	0/0	0/0	0	66
Shaw	4	0	4	0	0/0	0/0	0	24
Bledsoe	2	2	0	0	0/0	0/0	0	12
Moore	2	0	2	0	0/0	0/0	0	12
Reed	2	0	2	0	0/0	0/0	0	12
Adams	1	0	0	1	0/0	0/0	0	6
Campbell	1	0	1	0	0/0	0/0	0	6
Clements	1	0	1	0	0/0	0/0	0	6
Morris	1	1	0	0	0/0	0/0	0	6
Moulds	1	0	1	0	0/0	0/0	0	6
P. Williams	1	0	0	1	0/0	0/0	0	6
Prioleau	0	0	0	0	0/0	0/0	1	2
Team	0	0	0	0	0/0	0/0	2	4
BILLS	27	13	11	3	24/24	17/24	3	243
OPP	30	11	18	12	6/26	23/31	2	279

\*2-Pt Conversions: **BILLS** 0-2, **OPP** 2-4

**SACKS:** Schobel 11.5, Posey 5.5, Adams 5.0, Denney 3.5, Milloy 3.0, Fletcher 2.0, Spikes 2.0, McGee 1.0, Winfield 1.0, Wire 1.0, Edwards 0.5, Prioleau 0.5, K. Thomas 0.5,  
**BILLS:** 38. 0  
**OPPONENTS:** 51. 0

RUSHING	No.	Yds	Avg	Long	TD
Henry	331	1356	4.1	64	10
Burns	39	113	2.9	12	0
Morris	19	70	3.7	12	1
Reed	3	38	12.7	16	0
Bledsoe	24	29	1.2	11	2
Moorman	1	21	21.0	21	0
A. Brown	1	17	17.0	17	0
Neufeld	1	14	14.0	14	0
T. Brown	1	5	5.0	5	0
Simonton	2	4	2.0	2	0
Gash	1	3	3.0	3	0
Van Pelt	4	-6	-1.5	-1	0
BILLS	427	1664	3.9	64	13
OPP	464	1606	3.5	62	11

RECEIVING	No.	Yds	Avg	Long	TD
Moulds	64	780	12.2	49	1
Reed	58	588	10.1	26	2
Shaw	56	732	13.1	54	4
Campbell	34	339	10.0	31	1
Henry	28	158	5.6	18	1
Morris	14	100	7.1	24	0
Gash	11	83	7.5	18	0
Coleman	8	69	8.6	12	0
Moore	7	82	11.7	28	2
Burns	7	62	8.9	14	0
Neufeld	3	41	13.7	25	0
Aiken	3	35	11.7	19	0
BILLS	293	3069	10.5	54	11
OPP	285	2938	10.3	77	18

INTERCEPTIONS	No.	Yds	Avg	Long	TD
Clements	3	54	18.0	54	1
McGee	2	5	2.5	3	0
Spikes	2	1	0.5	1	0
Adams	1	37	37.0	37	1
Winfield	1	11	11.0	11	0
Schobel	1	6	6.0	6	0
BILLS	10	114	11.4	54	2
OPP	17	186	10.9	74	1

PUNTING	No.	Yds	Avg	Net	TB	In	Lg	B
Moorman	85	3788	44.6	37.1	3	20	71	0
BILLS	85	3788	44.6	37.1	3	20	71	0
OPP	93	3553	38.2	34.2	6	24	53	1

PUNT RETURNS	Ret	FC	Yds	Avg	Long	TD
A. Brown	25	10	111	4.4	18	0
Clements	14	11	137	9.8	35	0
Prioleau	1	0	0	0.0	0	0
Winfield	1	0	0	0.0	0	0
Reed	0	0	0	—	0	0
BILLS	41	21	248	6.0	35	0
OPP	52	8	577	11.1	48	0

KICKOFF RETURNS	No.	Yds	Avg	Long	TD
A. Brown	48	1046	21.8	75	0
McGee	8	160	20.0	26	0
Morris	6	146	24.3	52	0
Burns	1	17	17.0	17	0
BILLS	63	1369	21.7	75	0
OPP	55	1080	19.6	35	0

**FIELD GOALS** 1-19 20-29 30-39 40-49 50+  
 Lindell 0-0 11-12 3-3 3-7 0-2  
 BILLS 0-0 11-12 3-3 3-7 0-2  
 OPP 0-0 8-9 9-9 5-8 1-5  
 Lindell: ( 44G)(27G)(51N)(27G,38G,29G)(44G)(20G)(49N,20G)(41G,29G)(29N,44N,23G,20G)(48N)(26G,50N)(32G)(27G,32G)(23G)(40N)  
 OPP: (1)(48N,44G)(51N,26G,44N)(26G,34G,22G)(39G,37G,54N,30G)(27G,33G,50N,43G)(1)(49G)(51G)(41G,34G)(24G)(1)(38G,50N,40G)(29G,39G,41N)(28G,30G)(24N,24G)

USUAL STARTERS	WR	80	Eric Moulds
OFFENSE	LT	75	Jonas Jennings
WR	79	Ruben Brown	
LG	70	Trey Teague	
C	70	Mike Pucillo	
RG	61	Mike Williams	
RT	68	Mark Campbell	
TE	84	Josh Reed	
WR	82	Travis Henry	
RB	20	Sam Gash	
FB	33	Drew Bledsoe	
QB	11		

DEFENSE	LE	92	Ryan Denney
OFFENSE	LT	95	Sam Adams
WR	93	Pat Williams	
LG	94	Aaron Schobel	
RE	94	Jeff Posey	
SLB	96	London Fletcher	
MLB	59	Takeo Spikes	
WRB	51	Antoine Winfield	
LCB	26	Nate Clements	
RCB	22	Izell Reese (9)	
FS	43	Pierson Prioleau (6)	
SS	23	Lawyer Milloy	
	36		

PASSING	Att	Cmp	Yds	Cmp%	Yds/Att	TD	TD%	Int	Int%	Long	Sack/Lost	Rating
Bledsoe	471	274	2860	58.2	6.07	11	2.3	12	2.5	54	49/371	73.0
T. Brown	18	14	160	77.8	8.89	0	0.0	1	5.6	28	1/7	80.6
Van Pelt	12	5	49	41.7	4.08	0	0.0	3	25.0	14	1/7	14.2
Henry	1	0	0	0.0	0.0	0	0.0	1	100.0	0	0/0	0.0
BILLS	502	293	3069	58.4	6.11	11	2.2	17	3.4	54	51/385	69.4
OPPONENTS	508	285	2938	56.1	5.78	18	3.5	10	2.0	77	38/231	76.5



# 2004 SEASON STATISTICS

9-7 | 3RD IN AFC EAST | HEAD COACH MIKE MULARKEY

Date	W/L Score	Opponent	Attendance
09/12	L 10-13	Jacksonville	72,389
09/19	L 10-13	at Oakland	53,610
10/03	L 17-31	New England	72,698
10/10	L 14-16	at NY Jets	77,976
10/17	W 20-13	Miami	72,714
10/24	L 6-20	at Baltimore	69,809
10/31	W 38-14	Arizona	65,887
11/07	W 22-17	NY Jets	72,574
11/14	L 6-29	at New England	68,756
11/21	W 37-17	St. Louis	72,393
11/28	W 38-9	at Seattle	66,271
12/05	W 42-32	at Miami	73,084
12/12	W 37-7	Cleveland	72,330
12/19	W 33-17	at Cincinnati	65,378
12/26	W 41-7	at San Francisco	63,248
01/02	L 24-29	Pittsburgh	73,414

TOTAL FIRST DOWNS	BUF	OPP
Rushing	102	79
Passing	149	150
Penalty	20	29
3rd Down: Made/Att	77/215	77/214
3rd Down Pct.	35.8	36.0
4th Down: Made/Att	10/21	11/15
4th Down Pct.	47.6	73.3

POSSESSION AVG.	30:21	29:39
TOTAL NET YARDS	4691	4228
Avg. Per Game	293.2	264.3
Total Plays	982	978
Avg. Per Play	4.8	4.3

NET YARDS RUSHING	1874	1604
Avg. Per Game	117.1	100.3
Total Rushes	483	447

NET YARDS PASSING	2817	2624
Avg. Per Game	176.1	164.0
Sacked/Yards Lost	38/215	45/319
Gross Yards	3032	2943
Att./Completions	461/262	486/261
Completion Pct.	56.8	53.7
Had Intercepted	17	24

PUNTS/AVERAGE	78/43.1	79/40.7
---------------	---------	---------

NET PUNTING AVG.	78/36.5	79/33.0
------------------	---------	---------

PENALTIES/YARDS	121/1047	120/865
-----------------	----------	---------

FUMBLES/BALL LOST	26/12	31/15
-------------------	-------	-------

TOUCHDOWNS	46	29
Rushing	15	6
Passing	21	20
Returns	10	3

SCORE BY PERIOD	Q1	Q2	Q3	Q4	OT	PTS
BILLS	89	101	80	125	0	395
OPPONENTS	78	100	12	97	0	284

SCORING	TD	Ru	Pa	Rt	K-PAT	FG	S	PTS
Lindell	0	0	0	0	45/45	24/28	0	117
McGahee	13	13	0	0	-	-	0	78
Evans	9	0	9	0	-	-	0	54

Campbell	5	0	5	0	-	-	0	30
Moulds	5	0	5	0	-	-	0	30
McGee	3	0	0	3	-	-	0	18
Clements	2	0	0	2	-	-	0	12
Euhus	2	0	2	0	-	-	0	12
Spikes	2	0	0	2	-	-	0	12
S. Williams	2	2	0	0	-	-	0	12
P. Williams	1	0	0	1	-	-	1	8
Peters	1	0	0	1	-	-	0	6
J. Smith	1	0	0	1	-	-	0	6
BILLS	46	15	21	10	45/45	24/28	1	395
OPP	29	6	20	3	27/27	27/32	0	284

2-Pt. Conversions: **BILLS** 0-1, **OPPONENTS** 1-2

**SACKS:** Schobel 8.0, Adams 5.0, Kelsay 4.5, Edwards 4.0, Milloy 4.0, Fletcher 3.5, Denney 3.0, Spikes 3.0, P. Williams 2.5, McGee 2.0, Greer 1.0, Posey 1.0, Thomas 1.0, Vincent 1.0, Wire 1.0, Clements 0.5  
**BILLS:** 45.0  
**OPPONENTS:** 38.0

RUSHING	No.	Yds	Avg	Long	TD
McGahee	284	1128	4.0	41	13
Henry	94	326	3.5	19	0
S. Williams	42	167	4.0	27	2
Evans	5	85	17.0	48	0
Burns	20	73	3.7	21	0
Bledsoe	22	37	1.7	17	0
Moorman	2	23	11.5	34	0
Losman	2	15	7.5	10	0
J. Smith	2	11	5.5	8	0
Brown LG	1	2	2.0	2	0
Reed	2	-1	-5.0	6	0
Matthews	2	-3	-1.5	-1	0
Greer	1	-6	-6.0	-6	0
BILLS	483	1874	3.9	48	15
OPP	447	1604	3.6	58	6

RECEIVING	No.	Yds	Avg	Long	TD
Moulds	88	1043	11.9	49	5
Evans	48	843	17.6	69	9
McGahee	22	169	7.7	16	0
Campbell	12	203	11.9	27	5
Shelton	17	114	6.7	24	0
Reed	16	153	9.6	20	0
Aiken	11	148	13.5	54	0
Euhus	11	98	8.9	17	2
Henry	10	45	4.5	10	0
Neufeld	6	61	10.2	29	0
Shaw	5	59	11.8	20	0
Trafford	3	25	8.3	10	0
J. Smith	3	21	7.0	11	0
S. Williams	3	19	6.3	10	0
Thomas	1	24	24.0	24	0
Burns	1	7	7.0	7	0
BUF	262	3032	11.6	69	21
OPP	261	2943	11.3	51	20

INTERCEPTIONS	No.	Yds	Avg	Long	TD
Clements	6	77	12.8	35	1
Spikes	5	122	24.4	62	2
McGee	3	21	7.0	21	0
Milloy	2	20	10.0	11	0
Reese	1	33	33.0	33	0
Baker	1	26	26.0	26	0
P. Williams	1	20	20.0	20	1
Vincent	1	8	8.0	8	0
Kelsay	1	3	3.0	3	0
Posey	1	3	3.0	3	0

Adams	1	0	0.0	0	0
Stamer	1	0	0.0	0	0
BILLS	24	333	13.9	62	4
OPP	17	357	21.0	94	1

PUNTING	No.	Yds	Avg	Net	TB	In	Log	B
Moorman	77	3325	43.2	36.8	9	17	80	0
Lindell	1	37	37.0	17.0	1	0	37	0
BILLS	78	3362	43.1	36.5	10	17	80	0
OPP	79	3218	40.7	33.0	6	18	69	1

PUNT RETURNS	Ret	FC	Yds	Avg	Long	TD
Clements	35	10	327	9.3	86	1
J. Smith	9	0	157	17.4	70	1
Reed	1	0	7	7.0	7	0
S. Williams	1	0	0	0.0	0	0
BILLS	46	10	491	10.7	86	2
OPP	37	63	15	8.5	34	0

KICKOFF RETURNS	No.	Yds	Avg	Log	TD
McGee	52	1370	26.3	104	3
Fletcher	4	86	21.5	23	0
Shelton	2	25	12.5	15	0
Clements	1	14	14.0	14	0
Kelsay	1	14	14.0	14	0
Moulds	1	2	2.0	2	0
Neufeld	1	3	3.0	3	0
J. Smith	1	28	28.0	28	0
BILLS	63	1542	24.5	104	3
OPP	77	1406	18.3	65	0

FIELD GOALS	1-19	20-29	30-39	40-49	50+
Lindell	0-0	13-14	10-11	1-3	0-0
BILLS	0-0	13-14	10-11	1-3	0-0
OPP	2-2	11-12	8-9	6-7	0-2

Lindell: (42N,25G)(32G)(33G)(43N,43G, 20G)(24G,21G)(25G)(20G,30G)(21G, 35G,33G)(25G)(38N)(23G,21G,37G)(23G, 39G,21G,33G)(23G,31G)(37G,28N)  
 OPPONENTS: (25G,27G)(21G,33G)(42G)(29N,37G,36G, 38G)(47G,28G)(24G, 50N,19G)(64N)(36N,41G)(27G, 24G,20G,45G,37G)(41G)(19G)(47G)(45N)(24G)(22G,21G,31G,37G,33G)

### USUAL STARTERS

OFFENSE		
WR	80	Eric Moulds
LT	75	Jonas Jennings
LG	72	Lawrence Smith
C	70	Trey Teague
RG	58	Chris Villarrial
RT	68	Mike Williams
TE	84	Mark Campbell
WR	83	Lee Evans
RB	21	Willis McGahee
FB	31	Damion Shelton
QB	11	Drew Bledsoe

### DEFENSE

LE	90	Chris Kelsay
LT	95	Sam Adams
RT	93	Pat Williams
RE	94	Aaron Schobel
SLB	96	Jeff Posey
MLB	59	London Fletcher
WLB	51	Takeo Spikes
LCB	24	Terrence McGee
RCB	22	Nate Clements
FS	43	Izell Reese (9)
	23	Pierson Prioleau (6)
SS	36	Lawyer Milloy

PASSING	Att	Cmp	Yds	Cmp%	Yds/Att	TD	TD%	Int	Int%	Long	Sack/Lost	Rating
Bledsoe	450	256	2932	56.9	6.52	20	4.4	16	3.6	69	37/215	76.6
Losman	5	3	32	60.0	6.40	0.0	0	1	20.0	17	1/0	39.2
Matthews	3	2	44	66.7	14.67	1	33.3	0	0.0	33	0/0	149.3
Moorman	3	1	24	33.3	8.00	0	0.0	0	0.0	24	0/0	63.2
BILLS	461	262	3032	56.8	6.58	21	4.6	17	3.7	69	38/215	76.7
OPPONENTS	486	261	2943	53.7	6.06	20	4.1	24	4.9	51	45/319	65.2



# 2005 SEASON STATISTICS

5-11 | 3RD IN AFC EAST | HEAD COACH MIKE MULARKEY

Date	W/L	Score	Opponent	Attendance
09/11	W	22-7	Houston	71,781
09/18	L	3-19	at Tampa Bay	64,777
09/25	L	16-24	Atlanta	72,032
10/02	L	7-19	at New Orleans	58,688
10/09	W	20-14	Miami	72,160
10/16	W	27-17	New York Jets	72,045
10/23	L	17-38	at Oakland	42,779
10/30	L	16-21	at New England	68,756
11/13	W	14-3	Kansas City	72,093
11/20	L	10-48	at San Diego	65,602
11/27	L	9-13	Carolina	71,440
12/04	L	23-24	at Miami	72,051
12/11	L	7-35	New England	71,810
12/17	L	17-28	Denver	71,887
12/24	W	37-27	at Cincinnati	65,485
01/01	L	26-30	at New York Jets	76,822

	BUF	OPP
<b>TOTAL FIRST DOWNS</b>	259	243
Rushing	96	146
Passing	129	169
Penalty	34	28
3rd Down: Made/Att	74/201	93/200
3rd Down Pct.	36.8	46.5
4th Down: Made/Att	6/16	7/12
4th Down Pct.	37.5	58.3

	29:04	30:56
<b>POSSESSION AVG.</b>		

	4122	5496
<b>TOTAL NET YARDS</b>		
Avg. Per Game	257.6	343.5
Total Plays	930	1030
Avg. Per Play	4.4	5.3

	1607	2205
<b>NET YARDS RUSHING</b>		
Avg. Per Game	100.4	137.8
Total Rushes	428	489

	2515	3291
<b>NET YARDS PASSING</b>		
Avg. Per Game	157.2	205.7
Sacked/Yards Lost	43/337	38/269
Gross Yards	2852	3560
Att./Completions	459/269	503/314
Completion Pct.	58.6	62.4
Had Intercepted	16	17

	71/45.7	62/40.2
<b>PUNTS/AVERAGE</b>		

	71/39.1	62/34.4
<b>NET PUNTING AVG.</b>		

	120/897	124/904
<b>PENALTIES/YARDS</b>		

	26/10	24/13
<b>FUMBLES/BALL LOST</b>		

	26	44
<b>TOUCHDOWNS</b>		
Rushing	6	22
Passing	18	19
Returns	2	3

SCORE BY PERIOD	Q1	Q2	Q3	Q4	OT	PTS
BILLS	80	86	46	59	0	271
OPPONENTS	34	135	75	123	0	367

SCORING	TD	Ru	Pa	Rt	K-PAT	FG	S	PTS
Lindell	0	0	0	0	26/26	29/35	0	113
Evans	7	0	7	0				42
McGahee	5	5	0	0				30
Moulds	4	0	4	0				24
McGee	2	0	0	2				12
Reed	2	0	2	0				12
Burns	1	0	1	0				6
Holcomb	1	1	0	0				6
Parrish	1	0	1	0				6
Peters	1	0	1	0				6
Shelton	1	0	1	0				6
J. Smith	1	0	1	0				6
Fletcher	0	0	0	0				12
BILLS	26	6	18	2	26/26	29/35	1	271
OPP	44	22	19	3	44/44	19/25	1	367

\*2-Pt Conversions: BILLS 0-0, OPP 0-0

**SACKS:** Schobel 12, Denney 4, Fletcher 4, Adams 3, Crowell 3, Posey 3, Kelsay 2.5, Bannan 1.5, T. Anderson 1, R. Baker 1, Greer 1, Milloy 1, Spikes 1  
**BILLS:** 38.0  
**OPPONENTS:** 45.0

RUSHING	No.	Yds	Avg	Long	TD
McGahee	325	1247	3.8	27	5
S. Williams	45	161	3.6	28	0
Losman	31	154	5.0	30	0
Evans	4	38	9.5	39	0
Holcomb	18	11	0.6	8	1
J. Smith	1	1	1.0	1	0
Shelton	1	0	0.0	0	0
Parrish	2	-2	-1.0	4	0
Reed	1	-3	-3.0	-3	0
BILLS	428	1607	3.8	39	6
OPP	489	2205	4.5	59	22

RECEIVING	No.	Yds	Avg	Long	TD
Moulds	81	816	10.1	55f	4
Evans	48	743	15.5	65	7
Reed	32	449	14.0	51t	2
McGahee	28	178	6.4	19	0
Campbell	19	139	7.3	27	0
S. Williams	17	118	6.9	23	0
Parrish	15	148	9.9	28	1
Shelton	13	98	7.5	21	1
J. Smith	5	56	11.2	19	1
Aiken	4	57	14.3	22	0
Euhus	3	17	5.7	9	0
Peters	2	5	2.5	4	1
Burns	1	19	19.0	19t	1
Neufeld	1	9	9.0	9	0
BILLS	269	2852	10.6	65	18
OPP	314	3560	11.3	57	19

INTERCEPTIONS	No.	Yds	Avg	Long	TD
McGee	4	97	24.3	46f	1
Vincent	4	78	19.5	42	0
Crowell	2	3	1.5	2	0
Clements	2	0	0.0	0	0
Fletcher	1	20	20.0	20	0
R. Baker	1	18	18.0	18	0
Kelsay	1	17	17.0	17	0
Milloy	1	0	0.0	0	0
Schobel	1	0	0.0	0	0
BILLS	17	233	13.7	46f	1
OPP	16	209	13.1	42	2

PUNTING	No.	Yds	Avg	Net	TB	In	Lg	B
Moorman	71	3242	45.7	39.1	9	22	68	0
BILLS	71	3242	45.7	39.1	9	22	68	0
OPP	62	2492	40.2	34.4	4	22	61	0

PUNT RETURNS	Ret	FC	Yds	Avg	Long	TD
Parrish	14	9	186	13.3	43	0
Clements	8	3	52	6.5	13	0
J. Smith	6	5	41	6.8	17	0
BILLS	28	17	279	10.0	43	0
OPP	42	10	285	6.8	29	0

KICKOFF RETURNS	No.	Yds	Avg	Lg	TD
McGee	46	1391	30.2	99t	1
Parrish	10	261	26.1	45	0
J. Smith	5	124	24.8	44	0
Reed	4	69	17.3	24	0
Burns	3	46	15.3	19	0
Neufeld	3	39	13.0	23	0
Shelton	2	26	13.0	16	0
Euhus	1	0	0.0	0	0
Leonhard	1	36	36.0	36	0
BILLS	75	1992	26.6	99t	1
OPP	64	1308	20.4	95t	1

FIELD GOALS	1-19	20-29	30-39	40-49	50+
Lindell	0/0	8/9	11/13	7/10	3/3
BILLS	0/0	8/9	11/13	7/10	3/3
OPP	0/0	10/10	5/6	4/9	0/0

Lindell:  
 (35G, 21G, 42G, 39G, 31G)|(40G)|(36G, 41G, 30G)|(45N)|(24G, 47G)|(50G, 38G)|(41G)  
 (46N, 23G, 35G, (21G, 24G, 48N, 22G)  
 (21G, 24G, 52G, 36G)  
**OPPONENTS:**  
 ((40G)|(27G)|(23G, 40G, 32N, 20G, 37G)|  
 (44G)|(25G)|(44N)|(35G, 44N, 43N)|(28G, 38G)  
 (25G, 45N, 25G)|(23G)|((31G, 27G)|(49G, 43N, 25G, 34G)

### USUAL STARTERS

OFFENSE		
QB	10	Kelly Holcomb
RB	21	Willis McGahee
FB	31	Damon Shelton
WR	80	Eric Moulds
WR	83	Lee Evans
TE	84	Mark Campbell
LT	69	Mike Gandy
LG	66	Bennie Anderson
C	70	Trey Teague
RG	58	Chris Villarral
RT	71	Jason Peters

### DEFENSE

DE	90	Chris Kelsay
DT	95	Sam Adams
DT	77	Tim Anderson
DE	94	Aaron Schobel
LB	96	Jeff Posey
LB	59	London Fletcher
LB	51	Takeo Spikes
CB	24	Terrance McGee
CB	22	Nate Clements
FS	23	Troy Vincent
SS	36	Lawyer Milloy

PASSING	Att	Cmp	Yds	Cmp%	Yds/Att	TD	TD%	Int	Int%	Long	Sack/Lost	Rating
Holcomb	230	155	1509	67.4	6.56	10	4.3	8	3.5	65	17/140	85.6
Losman	228	113	1340	49.6	5.88	8	3.5	8	3.5	58	26/197	64.9
Parrish	1	1	3	100.0	3.00	0	0.0	0	0.0	3	0/0	79.2
BILLS	459	269	2852	58.6	6.21	18	3.9	16	3.5	65	43/337	75.4
OPP	503	314	3560	62.4	7.08	19	3.8	17	3.4	57	38/269	82.1





# 2006 SEASON STATISTICS

7-9 | 3RD IN AFC EAST | HEAD COACH DICK JAURON

Date	W/L	Score	Opponent	Attendance
09/10	L	17-19	at New England	68,756
09/17	W	16-6	at Miami	72,797
09/24	L	20-28	New York Jets	72,067
10/01	W	17-12	Minnesota	71,972
10/08	L	7-40	at Chicago	62,206
10/15	L	17-20	at Detroit	60,704
10/22	L	6-28	New England	72,180
11/05	W	24-10	Green Bay	72,205
11/12	L	16-17	at Indianapolis	57,306
11/19	W	24-21	at Houston	70,125
11/26	W	27-24	Jacksonville	63,608
12/03	L	21-24	San Diego	63,361
12/10	W	31-13	at New York Jets	77,131
12/17	W	21-0	Miami	71,011
12/24	L	29-30	Tennessee	54,765
12/31	L	7-19	at Baltimore	70,913

	BUF	OPP
<b>TOTAL FIRST DOWNS</b>	234	298
Rushing	82	117
Passing	132	168
Penalty	20	13
3rd Down: Made/Att	63/199	79/216
3rd Down Pct.	31.7	36.6
4th Down: Made/Att	5/11	11/17
4th Down Pct.	45.5	64.7

	28:04	31:56
<b>POSSESSION AVG.</b>		

	4271	5273
<b>TOTAL NET YARDS</b>		
Avg. Per Game	266.9	329.6
Total Plays	898	1029
Avg. Per Play	4.8	5.1

	1552	2254
<b>NET YARDS RUSHING</b>		
Avg. Per Game	97.0	140.9
Total Rushes	420	476

	2719	3019
<b>NET YARDS PASSING</b>		
Avg. Per Game	169.9	188.7
Sacked/Yards Lost	47/332	40/265
Gross Yards	3051	3284
Att./Completions	431/268	513/324
Completion Pct.	62.2	63.2
Had Intercepted	14	13

	92/43.6	86/41.6
<b>PUNTS/AVERAGE</b>		

	39.2	34.8
<b>NET PUNTING AVG.</b>		

	87/629	90/709
<b>PENALTIES/YARDS</b>		

	28/15	28/11
<b>FUMBLES/BALL LOST</b>		

	26	44
<b>TOUCHDOWNS</b>		
Rushing	9	14
Passing	19	18
Returns	5	3

	Q1	Q2	Q3	Q4	OT	PTS
<b>SCORE BY PERIOD</b>						
BILLS	67	84	75	74	0	300
OPPONENTS	74	105	55	77	0	311

SCORING	TD	Ru	Pa	Rt	K-PAT	FG	S	PTS
Lindell	0	0	0	0	33/33	23/25	0	102
Evans	8	0	0	0	-	-	0	48
McGahee	6	6	0	0	-	-	0	36
Parrish	3	0	2	1	-	-	0	18
Price	3	0	3	0	-	-	0	18
Royal	3	0	3	0	-	-	0	18
Fletcher-Baker	2	0	0	2	-	-	0	12
Reed	2	0	2	0	-	-	0	12
A. Thomas	2	0	0	0	-	-	0	12
Clements	1	0	0	1	-	-	0	6
Losman	1	1	0	0	-	-	0	6
McGee	1	0	0	1	-	-	0	6
Neufeld	1	0	1	0	-	-	0	6
Fletcher	0	0	0	0	-	-	0	0
BILLS	33	9	19	5	33/33	23/25	0	300
OPP	35	14	18	3	33/33	22/26	1	311

**SACKS:** Schobel 14, Denney 6, Kelsay 5.5, (group) 4, Tripplett 2.5, Crowell 2, Fletcher-Baker 2, Hargrove LG 1.5, Hargrove TM 1, Ellison 1, Simpson 1, Spikes 1  
**BILLS: 38 OPPONENTS: 45**

RUSHING	No.	Yds	Avg	Long	TD
McGahee	259	990	3.8	57f	6
A. Thomas	107	378	3.5	19	2
Losman	38	140	3.7	15	1
Parrish	2	18	9.0	11	0
Price	5	18	3.6	9	0
Reed	4	13	3.3	15	0
Moorman	2	2	1.0	2	0
S. Williams	2	2	1.0	2	0
Royal	1	-9	-9.0	-9	0
BILLS	420	1552	3.7	57f	9
OPP	476	2254	4.7	52	14

RECEIVING	No.	Yds	Avg	Long	TD
Evans	82	1292	15.8	83f	8
Price	49	402	8.2	25	3
Reed	34	410	12.1	52	2
Parrish	23	320	13.9	51f	2
Royal	23	233	10.1	33f	3
A. Thomas	22	139	6.3	18	0
McGahee	18	156	8.7	56	0
Shelton	7	35	5.0	14	0
Cieslak	6	46	7.7	13	0
Davis	2	13	6.5	8	0
Neufeld	1	4	4.0	4f	1
Everett	1	1	1.0	1	0
BILLS	268	3051	11.4	83f	19
OPP	324	3284	10.1	62	18

INTERCEPTIONS	No.	Yds	Avg	Long	TD
Fletcher-Baker	4	30	7.5	17f	1
Clements	3	80	26.7	58f	1
Simpson	2	76	38.0	76	0
Crowell	2	0	0.0	0	0
Whitner	1	10	10.0	10	0
Ellison	1	7	7.0	7	0
BILLS	13	203	15.6	76	2
OPP	14	198	14.1	44	2

PUNTING	No.	Yds	Avg	Net	TB	In	Lg	B
Moorman	92	4012	43.6	39.2	7	33	66	0
BILLS	92	4012	43.6	39.2	7	33	66	0
OPP	86	3578	41.6	34.8	8	31	64	1

PUNT RETURNS	Ret	FC	Yds	Avg	Long	TD
Parrish	32	9	364	11.4	82f	1
Leonhard	7	1	58	8.3	32	0
BILLS	39	10	422	10.8	82f	1
OPP	36	20	265	7.4	25	0

KICKOFF RETURNS	No.	Yds	Avg	Long	TD
McGee	52	1355	26.1	88	0
Davis	6	99	16.5	27	0
Haggan	2	4	2.0	5	0
Preston	2	10	5.0	9	0
S. Williams	1	17	17.0	17	0
Leonhard	0	18	--	18	0
BILLS	63	1503	23.9	88	0
OPP	60	1279	21.3	74	0

FIELD GOALS	1-19	20-29	30-39	40-49	50+
Lindell	0/0	8/8	5/5	8/10	2/2
BILLS	0/0	8/8	5/5	8/10	2/2
OPP	0/0	5/5	9/10	8/9	0/2

Lindell:  
 (53G)(33G,45G,43G)(36G,28G)(44N,28G)(53G)(40G,46G)(28G)(22G,30G,43G,41N)(40G)(21G,42G)(34G)(21G,36G,45G,21G,24G)  
**OPPONENTS:**  
 (32G)(55N)(37G,49G)(42G,43G,32G,41G)(43G,56N,29G)(49G)(49G)(31G)(42N,27G)(42G,36N)(30G,38G)(42G,20G,30G)(26G,37G,39G,29G)

### USUAL STARTERS

#### OFFENSE

QB	7	JP Losman
RB	21	Willis McGahee
FB	31	Daimon Shelton
WR	83	Lee Evans
WR	81	Peerless Price
TE	84	Robert Royal
LT	71	Jason Peters
LG	69	Mike Gandy
C	67	Melvin Fowler
RG	75	Duke Preston
RT	79	Terrance Pennington

#### DEFENSE

DE	90	Chris Kelsay
DT	98	Larry Tripplett
DT	95	Kyle Williams
DE	94	Aaron Schobel
LB	51	Takeo Spikes
LB	59	London Fletcher
LB	55	Angelo Crowell
CB	24	Terrence McGee
CB	22	Nate Clements
FS	30	Ko Simpson
SS	20	Donte Whitner

PASSING	Att	Cmp	Yds	Cmp%	Yds/Att	TD	TD%	Int	Int%	Long	Sack/Lost	Rating
Losman	429	268	3051	62.5	7.11	19	4.4	14	3.3	83f	47/332	84.9
Evans	1	0	0	0.0	0.00	0	0.0	0	0.0	0	0/0	39.6
Moorman	1	0	0	0.0	0.00	0	0.0	0	0.0	0	0/0	39.6
BILLS	431	268	3051	62.2	7.08	19	4.4	14	3.2	83f	47/332	84.6
OPP	513	324	3284	63.2	6.40	18	3.5	13	2.5	62	40/265	82.5



# 2007 SEASON STATISTICS

7-9 | 2ND IN AFC EAST | HEAD COACH DICK JAURON

Date	WL Score	Opponent	Attendance
09/09	L 14-15	Denver	71,132
09/16	L 3-26	at Pittsburgh	64,307
09/23	L 7-38	at New England	68,756
09/30	W 17-14	New York Jets	70,600
10/08	L 24-25	Dallas	71,575
10/21	W 19-14	Baltimore	70,727
10/28	W 13-3	at New York Jets	76,688
11/04	W 33-21	Cincinnati	70,745
11/11	W 13-10	at Miami	70,615
11/18	L 10-56	New England	71,338
11/25	L 14-36	at Jacksonville	64,546
12/02	W 17-16	at Washington	85,831
12/09	W 38-17	Miami	71,018
12/16	L 0-8	at Cleveland	73,196
12/23	L 21-38	New York Giants	71,302
12/30	L 9-17	at Philadelphia	68,594

	BUF	OPP
<b>TOTAL FIRST DOWNS</b>	248	322
Rushing	91	104
Passing	141	203
Penalty	16	15
3rd Down: Made/Att	65/195	101/224
3rd Down Pct.	33.3	45.1
4th Down: Made/Att	8/18	10/22
4th Down Pct.	44.4	45.5

**POSSESSION AVERAGE** 28:51 31:10

<b>TOTAL NET YARDS</b>	4434	5807
Avg. Per Game	277.1	362.9
Total Plays	919	1047
Avg. Per Play	4.8	5.5

<b>NET YARDS RUSHING</b>	1800	1993
Avg. Per Game	112.5	124.6
Total Rushes	448	454

<b>NET YARDS PASSING</b>	2634	3814
Avg. Per Game	164.6	238.4
Sacked/Yards Lost	26/208	26/144
Gross Yards	2842	3958
Att./Completions	445/263	567/354
Completion Pct.	59.1	62.4
Had Intercepted	14	18

**PUNTS/AVERAGE** 81/40.8 61/42.6

**NET PUNTING AVERAGE** 37.6 31.8

**PENALTIES/YARDS** 8/633 73/567

**FUMBLES/BALL LOST** 20/7 29/12

<b>TOUCHDOWNS</b>	25	39
Rushing	8	15
Passing	12	19
Returns	5	5

<b>SCORE BY PERIODS</b>	Q1	Q2	Q3	Q4	OT	PTS
BILLS	79	41	68	64	0	252
OPPONENTS	63	104	92	95	0	354

<b>SCORING</b>	TD	Ru	Pa	Rt	K-PAT	FG	S	PTS	
Lindell	0	0	0	0	24	24	27	0	96
Lynch	7	7	0	0	1*	-	-	0	44
L. Evans	5	0	5	0	-	-	-	0	30
Parrish	3	1	1	1	-	-	-	0	18
Royal	3	0	3	0	-	-	-	0	18
Gaines	2	0	2	0	-	-	-	0	12
Wilson	2	0	0	2	-	-	-	0	12

Kelsay	1	0	0	1	-	-	1	8	
McGee	1	0	0	1	-	-	0	6	
A. Thomas	1	0	1	0	-	-	0	6	
Crowell	0	0	0	0	-	-	1	2	
BILLS	25	8	12	5	24	24	27	2	252
OPP	39	15	19	5	37	37	27	30	354

\*2-Point Conversions: BILLS 1-1, OPPONENTS 0-2

**SACKS:** Schobel 6.5, Kelsay 2.5, McCargo 2.5, Crowell 2, DiGiorgio 2, K. Williams 2, (group) 2, Hargrove 1.5, R. Denney 1, Ellison 1, Haggan 1, Tripplett 1, Youberty 1  
**BILLS: 26**  
**OPPONENTS: 26**

<b>RUSHING</b>	No	Yds	Avg	Long	TD
Lynch	280	1115	4.0	56†	7
Jackson	58	300	5.2	27	0
Losman	20	110	5.5	17	0
Wright	29	94	3.2	15	0
A. Thomas	36	89	2.5	9	0
Edwards	14	49	3.5	14	0
Parrish	3	19	6.3	24†	1
Moorman	4	14	3.5	10	0
Reed	4	10	2.5	12	0
BILLS	448	1800	4.0	56†	8
OPP	454	1993	4.4	88†	15

<b>RECEIVING</b>	No	Yds	Avg	Long	TD
L. Evans	55	849	15.4	85†	5
Reed	51	578	11.3	30	0
Parrish	35	352	10.1	47†	1
Royal	25	248	9.9	28†	3
Gaines	25	215	8.6	20	2
Jackson	22	190	8.6	54	0
Lynch	18	184	10.2	30	0
A. Thomas	15	95	6.3	11	1
Price	7	68	9.7	22	0
Schouman	3	19	6.3	10	0
Wright	3	17	5.7	8	0
Neufeld	2	14	7.0	8	0
Aiken	1	10	10.0	10	0
Everett	1	3	3.0	3	0
BILLS	263	2842	10.8	85†	12
OPP	354	3958	11.2	59†	19

<b>PUNTING</b>	No	Yds	Avg	Net	TB	In	Lg	B
Moorman	81	3302	40.8	37.6	3	30	75	0
BILLS	81	3302	40.8	37.6	3	30	75	0
OPP	61	2598	42.6	31.8	9	15	62	0

<b>INTERCEPTIONS</b>	No	Yds	Avg	Long	TD
McGee	4	4	1.0	2	0
Leonhard	2	60	30.0	36	0
Wilson	2	25	12.5	25†	1
Greer	2	1	0.5	2	0
DiGiorgio	1	38	38.0	38	0
Whitner	1	29	29.0	29	0
Youberty	1	19	19.0	19	0
K. Thomas	1	8	8.0	8	0
Crowell	1	5	5.0	5	0
Ellison	1	4	4.0	4	0
Kelsay	1	0	0.0	0†	1
Tripplett	1	0	0.0	0	0
BILLS	18	193	10.7	38	2
OPP	14	291	20.8	70	2

<b>PUNT RETURNS</b>	Ref	FC	Yds	Avg	Long	TD
Parrish	27	2	440	16.3	74†	1
Leonhard	4	2	36	9.0	13	0
BILLS	31	4	476	15.4	74†	1
OPPONENTS	37	16	196	5.3	29	0

<b>KICKOFF RETURNS</b>	No	Yds	Avg	Long	TD
McGee	45	1082	24.0	103†	1
Parrish	6	126	21.0	24	0
Scobey TM	5	112	22.4	29	0
Jackson	3	46	15.3	19	0
Neufeld	3	6	2.0	7	0
Leonhard	2	32	16.0	17	0
A. Thomas	2	26	13.0	15	0
Chambers	1	6	6.0	6	0
Preston	1	12	12.0	12	0
Wilson	1	0	0.0	0	0
Wright	1	0	0.0	0	0
BILLS	70	1448	20.7	103†	1
OPPONENTS	56	1150	20.5	100†	1

<b>FIELD GOALS</b>	1-19	20-29	30-39	40-49	50+ Tot	
Lindell	0/0	11/11	7/7	4/6	2/3	24/27
BILLS	0/0	11/11	7/7	4/6	2/3	24/27
OPP	0/0	10/10	9/10	7/8	1/2	27/29

Lindell: [45N][24G][46G][24G,54N][29G,26G,35G,41G][30G,40G][23G,21G,29G,38G][34G][52G][38G,43G,24G,33G,36G][51G,46N][129G,23G,22G]

OPPONENTS: [21G,48G,50N,43N,42G][34G,28G,39G,31G][24G][37N][47G,29G,37G,53G][27G][38G][46G,33G,22G,23G,20G][27G,28G,33G][41G][35G,49G][42G][38G]

### USUAL STARTERS

#### OFFENSE

QB	5	Trent Edwards
RB	23	Marshawn Lynch
FB/TE	86	Michael Gaines
WR	83	Lee Evans
WR	82	Josh Reed
TE	84	Robert Royal
LT	71	Jason Peters
LG	66	Darrick Dockery
C	67	Melvin Fowler
RG	60	Brad Butler
RT	68	Langston Walker

#### DEFENSE

DE	90	Chris Kelsay
DT	98	Larry Tripplett
DT	95	Kyle Williams
DE	94	Aaron Schobel
LB	56	Keith Ellison
LB	52	John DiGiorgio
LB	55	Angelo Crowell
CB	24	Terrence McGee
CB	33	Jabari Greer
FS	37	George Wilson
SS	20	Donte Whitner

PASSING	Att	Cmp	Yds	Cmp%	Yds/Att	TD	TD%	Int	Int%	Long	Sack/Lost	Rating
Edwards	269	151	1630	56.1	6.06	7	2.6	8	3.0	70†	12/105	70.4
Losman	175	111	1204	63.4	6.88	4	2.3	6	3.4	85†	14/103	76.9
Lynch	1	1	8	100.0	8.00	1	100.0	0	0.0	8†	0/0	139.6
BILLS	445	263	2842	59.1	6.39	12	2.7	14	3.1	85†	26/208	73.8
OPPONENTS	567	354	3958	62.4	6.98	19	3.4	18	3.2	59†	26/144	81.1



# 2008 SEASON STATISTICS

7-9 | 3RD IN AFC EAST | HEAD COACH DICK JAURON

Date	W/L	Score	Opponent	Attendance
09/07	W	34-10	Seattle	71,194
09/14	W	20-16	at Jacksonville	65,167
09/21	W	24-23	Oakland	71,297
09/28	W	31-14	at St. Louis	61,017
10/05	L	17-41	at Arizona	63,830
10/19	W	23-14	San Diego	71,602
10/26	L	16-25	at Miami	65,011
11/02	L	17-26	New York Jets	71,827
11/09	L	10-20	at New England	68,756
11/17	L	27-29	Cleveland	71,645
11/23	W	54-31	at Kansas City	73,584
11/30	L	3-10	San Francisco	70,988
12/07#	L	3-16	Miami	52,134
12/14	L	27-31	at New York Jets	78,548
12/21	W	30-23	at Denver	74,539
12/28	L	0-13	New England	71,282

# Played in Toronto

	BUF	OPP
<b>TOTAL FIRST DOWNS</b>	287	293
Rushing	107	113
Passing	167	167
Penalty	13	13
3rd Down: Made/Att	81/203	73/202
3rd Down Pct.	39.9	36.1
4th Down: Made/Att	7/16	8/26
4th Down Pct.	43.8	50.0

<b>POSSESSION AVG.</b>	30:04	29:57
------------------------	-------	-------

<b>TOTAL NET YARDS</b>	4882	5217
Avg. Per Game	305.1	326.1
Total Plays	956	971
Avg. Per Play	5.1	5.4

<b>NET YARDS RUSHING</b>	1842	1946
Avg. Per Game	115.1	121.6
Total Rushes	439	455

<b>NET YARDS PASSING</b>	3040	3271
Avg. Per Game	190.0	204.4
Sacked/Yards Lost	38/262	24/170
Gross Yards	3302	3441
Att./Completions	479/309	492/301
Completion Pct.	64.5	61.2
Had Intercepted	15	10

<b>PUNTS/AVERAGE</b>	58/44.1	64/45.6
----------------------	---------	---------

<b>NET PUNTING AVG.</b>	39.1	36.8
-------------------------	------	------

<b>PENALTIES/YARDS</b>	71/538	72/540
------------------------	--------	--------

<b>FUMBLES/BALL LOST</b>	33/15	21/12
--------------------------	-------	-------

<b>TOUCHDOWNS</b>	35	34
Rushing	16	18
Passing	14	14
Returns	5	2

<b>SCORE BY PERIOD</b>	Q1	Q2	Q3	Q4	OT	PTS
BILLS	46	113	73	104	0	336
OPPONENTS	108	76	81	77	0	342

<b>SCORING</b>	TD	Ru	Pa	Rt	K-PAT	FG	S	PTS
Lindell	0	0	0	0	34/34	30/38	0	124
Lynch	9	8	1	0	-	-	0	54
Evans	3	0	3	0	1*	-	0	20
Edwards	3	3	0	0	-	-	0	18
Jackson	3	3	0	0	-	-	0	18
Greer	2	0	2	0	-	-	0	12
Hardy	2	0	2	0	-	-	0	12
St. Johnson	2	0	2	0	-	-	0	12
Losman	2	0	2	0	-	-	0	12
McKelvin	2	0	2	0	-	-	0	12
Parrish	2	0	1	1	-	-	0	12
Denney	1	0	1	0	-	-	0	6
Fine	1	0	1	0	-	-	0	6
Reed	1	0	1	0	-	-	0	6
Royal	1	0	1	0	-	-	0	6
Schouman	1	0	1	0	-	-	0	6
BILLS	35	16	14	5	34/34	30/38	0	336
OPP	34	18	14	2	34/34	34/41	1	342

\*2-Pt Conversions: BILLS 1-1, OPP 0-0

**SACKS:** Denney 4, Mitchell 4, Stroud 2.5, Sp. Johnson 2, Kelsay 2, Williams 2, Wilson 1.5, Bryan 1, Schobel 1, B. Scott 1, Whitner 1, Youboty 1, (group) 1  
**BILLS:** 24 **OPPONENTS:** 38

<b>RUSHING</b>	No.	Yds	Avg	Long	TD
Lynch	250	1036	4.1	50	8
Jackson	130	571	4.4	32	3
Edwards	36	117	3.3	15	3
Losman	12	70	5.8	17	2
Evans	1	22	22.0	22	0
Parrish	2	9	4.5	9	0
Ellison	1	6	6.0	6	0
St. Johnson	1	6	6.0	6	0
Omon	6	5	0.8	2	0
BILLS	439	1842	4.2	50	16
OPP	455	1946	4.3	72	18

<b>RECEIVING</b>	No.	Yds	Avg	Long	TD
Evans	63	1017	16.1	87	3
Reed	56	597	10.7	24	1
Lynch	47	300	6.4	42	1
Jackson	37	317	8.6	65	0
Royal	33	351	10.6	30	1
Parrish	24	232	9.7	22	1
Schouman	15	153	10.2	21	1
St. Johnson	10	102	10.2	21	2
Fine	10	94	9.4	20	1
Hardy	9	87	9.7	17	2
Barnes	2	34	17.0	25	0
McIntyre	2	-1	-0.5	0	0
Denney	1	19	19.0	19	1
BILLS	309	3302	10.7	87	14
OPP	301	3441	11.4	84	14

<b>INTERCEPTIONS</b>	No.	Yds	Avg	Long	TD
McGee	3	36	12.0	36	0
Greer	2	75	37.5	42	2
McKelvin	2	64	32.0	64	1
Mitchell	2	33	16.5	32	0
Posluszny	1	9	9.0	9	0
BILLS	10	217	21.7	64	3
OPP	15	169	11.3	92	1

<b>PUNTING</b>	No.	Yds	Avg	Net	TB	In	Lg	B
Moorman	58	2557	44.1	39.1	5	23	63	0
BILLS	58	2557	44.1	39.1	5	23	63	0
OPP	64	2920	45.6	36.8	5	22	65	0

<b>PUNT RETURNS</b>	Ret	FC	Yds	Avg	Long	TD
Parrish	21	10	322	15.3	63	1
Jackson	7	0	116	16.6	35	0
McKelvin	2	0	26	13.0	14	0
BILLS	30	10	464	15.5	63	1
OPP	18	12	187	10.4	21	0

<b>KICKOFF RETURNS</b>	No.	Yds	Avg	Long	TD
McKelvin	52	1468	28.2	98	1
Jackson	12	181	15.1	30	0
Sp. Johnson	3	40	13.3	19	0
McGee	3	62	20.7	27	0
Parrish	2	40	20.0	25	0
St. Johnson	1	0	0.0	0	0
McIntyre	1	18	18.0	18	0
Wilson	1	7	7.0	7	0
BILLS	75	1816	24.2	98	1
OPP	63	1247	19.8	69	0

<b>FIELD GOALS</b>	1-19	20-29	30-39	40-49	50+
Lindell	1/1	7/8	11/11	10/15	1/3
BILLS	1/1	7/8	11/11	10/15	1/3
OPP	0/0	8/9	14/15	8/11	4/6

Lindell: (35G,38G,52B)(21G,45G)(46N,38G)  
 (45G,35G,45G)(48G)(48G,48G,52N,27G,44G)  
 (19N,43G,47G)(53G,43N)(25G)(26G,31G,  
 47N)(21G,39G,34G,38G)(20N,22G,40N)(40G)  
 (34G,48G)(37G,49G,28G)(47N)  
 OPP: (45G)(28G,50G,39G)(23G,35G,32G)  
 (51N)(47G,38G)(46B,43G,45G,35G)  
 (37G,26G,37N,20G,31G)(32G,49N,37G)  
 (40G,33G,43G,22G,56G)(45G)(50G)(50G,  
 35G,27G,48N)(31G)(23G,30G,54N,43G)  
 (33G,26N,23G)

### USUAL STARTERS

OFFENSE		
WR	83	Lee Evans
LT	71	Jason Peters
LG	66	Derrick Dockery
C	75	Duke Preston
RG	60	Brad Butler
RT	68	Langston Walker
TE	84	Robert Royal
WR	82	Josh Reed
FB/TE	80	Derek Schouman (6)
RB	23	Marshawn Lynch
QB	5	Trent Edwards

DEFENSE		
LE	90	Chris Kelsay
LT	99	Marcus Stroud
RT	95	Kyle Williams
RE	94	Aaron Schobel
SLB	59	Kawika Mitchell
MLB	51	Paul Posluszny
WLB	56	Keith Ellison
LCB	24	Terrence McGee
RCB	33	Jabari Greer (10)
FS	30	Ko Simpson (10)
SS	20	Donte Whitner

<b>PASSING</b>	Att	Cmp	Yds	Cmp%	Yds/Att	TD	TD%	Int	Int%	Long	Sack/Lost	Rating
Edwards	374	245	2699	65.5	7.22	11	2.9	10	2.7	65	23/143	85.4
Losman	104	63	584	60.6	5.62	2	1.9	5	4.8	87	15/119	62.3
Moorman	1	1	19	100.0	19.00	1	100.0	0	0.0	19	0/0	158.3
BILLS	479	309	3302	64.5	6.89	14	2.9	15	3.1	87	38/262	81.3
OPPONENTS	492	301	3441	61.2	6.99	14	2.8	10	2.0	84	24/170	83.2

# 2009 SEASON STATISTICS

6-10 | 4TH IN AFC EAST | HEAD COACH DICK JAURON & PERRY FEWELL



Date	W/L Score	Opponent	Attendance
09/14	L 24-25	at New England	68,756
09/20	W 33-20	Tampa Bay	70,318
09/27	L 7-27	New Orleans	70,261
10/04	L 10-38	at Miami	65,523
10/11	L 3-6	Cleveland	70,526
10/18	W 16-13(OT)	at NY Jets	76,048
10/25	W 20-9	at Carolina	73,497
11/01	L 10-31	Houston	69,790
11/15	L 17-41	at Tennessee	69,143
11/22*	L 15-18	at Jacksonville	47,757
11/29	W 31-14	Miami	70,155
12/03#	L 13-19	NY Jets	51,567
12/13	W 16-10	at Kansas City	68,668
12/20	L 10-17	New England	70,000
12/27	L 3-31	at Atlanta	68,887
01/03	W 30-7	Indianapolis	69,848

\*Perry Fewell's first game/# Played in Toronto

	BUF	OPP
<b>TOTAL FIRST DOWNS</b>	233	310
Rushing	81	134
Passing	126	157
Penalty	26	19
3rd Down: Made/Att	51/198	97/240
3rd Down Pct.	25.8	40.4
4th Down: Made/Att	7/15	14/26
4th Down Pct.	46.7	53.8

<b>POSSESSION AVG.</b>	27:50	32:10
------------------------	-------	-------

<b>TOTAL NET YARDS</b>	4382	5449
Avg. Per Game	273.9	340.6
Total Plays	911	1086
Avg. Per Play	4.8	5.0

<b>NET YARDS RUSHING</b>	1867	2501
Avg. Per Game	116.7	156.3
Total Rushes	424	535

<b>NET YARDS PASSING</b>	2515	2948
Avg. Per Game	157.2	184.3
Sacked/Yards Lost	46/274	32/189
Gross Yards	2789	3137
Att./Completions	441/256	519/295
Completion Pct.	58.0	56.8
Had Intercepted	19	28

<b>PUNTS/AVERAGE</b>	90/46.6	78/41.2
----------------------	---------	---------

<b>NET PUNTING AVG.</b>	90/40.2	78/37.4
-------------------------	---------	---------

<b>PENALTIES/YARDS</b>	107/855	107/919
------------------------	---------	---------

<b>FUMBLES/BALL LOST</b>	24/11	21/5
--------------------------	-------	------

<b>TOUCHDOWNS</b>	25	37
Rushing	6	19
Passing	17	14
Returns	2	4

<b>SCORE BY PERIOD</b>	Q1	Q2	Q3	Q4	OT	PTS
BILLS	74	67	37	77	3	258
OPPONENTS	44	115	48	119	0	326

<b>SCORING</b>	Td	Ru	Pa	Rt	K-PAT	FG	S	PTS
Lindell	0	0	0	0	24/24	28/33	0	108
Evans	7	0	7	0	-	-	0	42
Owens	6	1	5	0	-	-	0	36
Jackson	4	2	2	0	-	-	0	24
Lynch	2	2	0	0	-	-	0	12
Denney	1	0	1	0	-	-	0	6
Fitzpatrick	1	1	0	0	-	-	0	6
Nelson	1	0	1	0	-	-	0	6
Reed	1	0	1	0	-	-	0	6
Schobel	1	0	0	1	-	-	0	6
Whitner	1	0	0	1	-	-	0	6
BILLS	25	6	17	2	24/24	28/33	0	258
OPP	37	19	14	4	32/32	22/28	1	326

2-P Conversion: Bills 0-1, OPP 2-5

**SACKS:** Schobel 10, Kelsay 5, Williams 4, Denney 2, Sp. Johnson 2, B. Scott 2, Stroud 2, Wilson 2, Draft 1, Posluszny 1, (group) 1  
**BILLS:** 32 **OPPONENTS:** 46

<b>RUSHING</b>	No.	Yds	Avg	Long	TD
Jackson	237	1062	4.5	43	2
Lynch	120	450	3.8	47	2
Fitzpatrick	31	141	4.5	31	1
Edwards	14	106	7.6	20	0
Owens	6	54	9.0	29	1
McIntyre	5	34	6.8	25	0
Omon	5	22	4.4	7	0
Parrish	2	4	2.0	9	0
Brohm	3	-3	-1.0	-1	0
Jenkins	1	-3	-3.0	-3	0
BILLS	424	1867	4.4	47	6
OPP	535	2501	4.7	76	19

<b>RECEIVING</b>	No.	Yds	Avg	Long	TD
Owens	55	829	15.1	98	5
Jackson	46	371	8.1	21	2
Evans	44	612	13.9	50	7
Lynch	28	179	6.4	35	0
Reed	27	291	10.8	29	1
Nelson	17	156	9.2	25	1
Schouman	9	103	11.4	27	0
Fine	9	64	7.1	11	0
McIntyre	7	55	7.9	18	0
Stupar	6	40	6.7	17	0
Parrish	3	34	11.3	16	0
St. Johnson	2	10	5.0	5	0
Denney	1	25	25.0	25	1
Klopfenstein	1	11	11.0	11	0
Hardy	1	9	9.0	9	0
BILLS	256	2789	10.9	98	17
OPP	295	3137	10.6	52	14

<b>INTERCEPTIONS</b>	No.	Yds	Avg	Long	TD
Byrd	9	118	13.1	37	0
Wilson	4	23	5.8	27	0
Posluszny	3	20	6.7	17	0
Whitner	2	104	52.0	76	1
C. Harris	2	7	3.5	7	0
B. Scott	1	27	27.0	27	0
Schobel	1	26	26.0	26	1
Florence	1	7	7.0	7	0
McGee	1	3	3.0	3	0
Corner	1	0	0.0	0	0
Draft	1	0	0.0	0	0
Mace	1	0	0.0	0	0
Wendling	1	0	0.0	0	0
BILLS	28	335	12.0	76	2
OPP	19	194	10.2	31	3

<b>PUNTING</b>	No.	Yds	Avg	Net	TB	In	Lg	B
Moorman	90	4192	46.6	40.2	10	25	73	0
BILLS	90	4192	46.6	40.2	10	25	73	0
OPP	78	3216	41.2	37.4	4	30	63	0

<b>PUNT RETURNS</b>	Ret	FC	Yds	Avg	Long	TD
Parrish	24	13	133	5.5	31	0
Jackson	6	5	69	11.5	27	0
Reed	3	0	0	0.0	0	0
Youboty	0	0	16	---	16	0
BILLS	33	18	218	6.6	31	0
OPP	49	12	377	7.7	52	0

<b>KICKOFF RETURNS</b>	No.	Yds	Avg	Long	TD
Jackson	41	1014	24.7	71	0
Parrish	11	258	23.5	31	0
McKelvin	5	121	24.2	33	0
Jenkins	3	45	15.0	19	0
Sp. Johnson	1	12	12.0	12	0
McGee	1	30	30.0	30	0
Omon	1	26	26.0	26	0
Stupar	1	11	11.0	11	0
BILLS	64	1517	23.7	71	0
OPP	59	1271	21.5	52	0

**FIELD GOALS** 1-19 20-29 30-39 40-49 50+  
 Lindell 0/0 12/12 9/9 6/9 1/3  
 BILLS 0/0 12/12 9/9 6/9 1/3  
**OPPONENTS** 1/1 9/9 7/8 3/6 2/4  
 Lindell: (40G)(31G,43G,27G,20G)|(49N,35G)  
 (36G)(33G,25G,46N,47G)(29G,22G)(21G)  
 (25G)(26G,28G,22G)(44N,56G)(49G,32G)  
 (41G,24G,51N,36G)(25G,56N)(42G)(31G,33G,36G)  
 OPP: (41N,20G,28G)|(27G,35G)(33G)(24G,18G)(23G,41G,44N)(43N,39N)(42G,22G,26G)  
 (38G,60N,51G)(29G)|(38G,49G,31G,37G)(21G)  
 (30G)(51G,55B)|)

<b>USUAL STARTERS</b>		
<b>OFFENSE</b>		
WR	83	Lee Evans
LT	77	Demetrius Bell (8)
	79	Jonathan Scott (6)
LG	67	Andy Levitre
C	63	Geoff Hangartner
RG	70	Eric Wood (10)
RT	73	Kirk Chambers (9)
TE	89	Shawn Nelson (12)
WR	81	Terrell Owens
FB/TE	86	Derek Fine (6)
	38	Corey McIntyre (4)
	82	Josh Reed (4)
RB	22	Fred Jackson (10)
	23	Marshawn Lynch (6)
QB	14	Ryan Fitzpatrick (8)
	5	Trent Edwards (7)

<b>DEFENSE</b>		
LE	90	Chris Kelsay
LT	99	Marcus Stroud
RT	95	Kyle Williams
RE	94	Aaron Schobel
SLB	56	Keith Ellison (7)
MLB	51	Paul Posluszny
WLB	43	Bryan Scott (6)
	55	Kawika Mitchell (4)
LCB	24	Terrence McGee (10)
RCB	29	Drayton Florence (13)
FS	31	Jairus Byrd (10)
SS	37	George Wilson (12)

<b>PASSING</b>	Att	Cmp	Yds	Cmp%	Yds/Att	TD	TD%	Int	Int%	Long	Sack/Lost	Rating
Fitzpatrick	227	127	1422	55.9	6.26	9	4.0	10	4.4	98	21/127	69.7
Edwards	183	110	1169	60.1	6.39	6	3.3	7	3.8	46	23/139	73.8
Brohm	29	17	146	58.6	5.03	0	0.0	2	6.9	15	2/8	43.2
Jackson	1	1	27	100.0	27.00	1	100.0	0	0.0	27	0/0	158.3
Moorman	1	1	25	100.0	25.00	1	100.0	0	0.0	25	0/0	158.3
BILLS	441	256	2789	58.0	6.32	17	3.9	19	4.3	98	46/274	71.7
OPPONENTS	519	295	3137	56.8	6.04	14	2.7	28	5.4	52	32/189	61.1



# 2010 SEASON STATISTICS

4-12 | 4TH IN AFC EAST | HEAD COACH CHAN GAILEY

Date	W/L Score	Opponent	Attendance
09/12	L 10-15	Miami	69,295
09/19	L 7-34	at Green Bay	70,741
09/26	L 30-38	at New England	68,756
10/03	L 14-38	NY Jets	69,262
10/10	L 26-36	Jacksonville	58,304
10/24	L 34-37	(OT) at Baltimore	71,220
10/31	L 10-13	(OT) at Kansas City	66,625
11/07#	L 19-22	Chicago	50,746
11/14	W 14-12	Detroit	56,721
11/21	W 49-31	at Cincinnati	55,654
11/28	L 16-19	(OT) Pittsburgh	69,642
12/05	L 14-38	at Minnesota	64,012
12/12	W 13-6	Cleveland	50,861
12/19	W 17-14	at Miami	65,511
12/26	L 3-34	New England	68,281
01/02	L 7-38	at NY Jets	79,019

# Played in Toronto

TOTAL FIRST DOWNS	BUF	OPP
	263	335
Rushing	82	138
Passing	166	179
Penalty	15	18
3rd Down: Made/Att	80/211	98/227
3rd Down Pct.	37.9	43.2
4th Down: Made/Att	11/24	7/10
4th Down Pct.	45.8	70.0

POSSESSION AVG.	27:40	32:20
-----------------	-------	-------

TOTAL NET YARDS	4878	5786
Avg. Per Game	304.9	361.6
Total Plays	954	1071
Avg. Per Play	5.1	5.4

NET YARDS RUSHING	1720	2714
Avg. Per Game	107.5	169.6
Total Rushes	401	571

NET YARDS PASSING	3158	3072
Avg. Per Game	197.4	192.0
Sacked/Yards Lost	34/213	27/181
Gross Yards	3371	3253
Att./Completions	519/296	473/294
Completion Pct.	57.0	62.2
Had Intercepted	21	11

PUNTS/AVERAGE	75/42.4	71/42.1
---------------	---------	---------

NET PUNTING AVG.	75/36.6	71/35.6
------------------	---------	---------

PENALTIES/YARDS	82/633	85/634
-----------------	--------	--------

FUMBLES/BALL LOST	33/18	20/11
-------------------	-------	-------

TOUCHDOWNS	34	48
Rushing	6	18
Passing	24	28
Returns	4	2

SCORE BY PERIOD	Q1	Q2	Q3	Q4	OT	PTS
BILLS	40	88	65	90	0	283
OPPONENTS	70	166	98	82	9	425

SCORING	Td	Ru	Pa	Rt	K-PAT	FG	S	PTS
Lindell	0	0	0	0	31/32	16/21	0	79
St. Johnson	10	0	0	0			0	60
F. Jackson	7	5	2	0			0	42
Evans	4	0	4	0			0	24
D. Nelson	3	0	3	0			0	18
Florence	2	0	2	0			0	12
Parrish	2	0	2	0			0	12
Spiller	2	0	1	1			0	12
Byrd	1	0	0	1			0	6
Jones	1	0	1	0			0	6
Martin	1	0	1	0			0	6
McIntyre	1	1	0	0			0	6
BILLS	34	6	24	4	31/32	16/21	0	283
OPP	48	18	28	2	46/46	29/39	1	425

2-Pt Conversions: **BILLS** 0-2, **OPP** 1-2

**SACKS:** K. Williams 5.5, Kelsay 3.5, B. Scott 3, Stroud 3, Moats 2.5, Sp. Johnson 2, Posluszny 2, Byrd 1, Carrington 1, Corner 1, D. Eddwards 1, Ellis 1, Woods 1, Whitner .5  
**BILLS: 27 OPPONENTS: 34**

RUSHING	No.	Yds	Avg	Long	TD
F. Jackson	222	927	4.2	39	5
Spiller	74	283	3.8	20	0
Fitzpatrick	40	269	6.7	22	0
Lynch	37	164	4.4	17	0
T. Edwards	5	24	4.8	8	0
Parrish	3	23	7.7	13	0
Ganther	9	18	2.0	11	0
McIntyre	4	5	1.3	2	1
Roosevelt	1	3	3.0	3	0
Caulcrick	1	2	2.0	2	0
Jones	3	1	0.3	2	0
Moorman	2	1	0.5	1	0
Sanborn	0	0	---	---	0
BILLS	401	1720	4.3	39	6
OPP	571	2714	4.8	43†	18

RECEIVING	No.	Yds	Avg	Long	TD
St. Johnson	82	1073	13.1	45	10
Evans	37	578	15.6	54	4
Parrish	33	400	12.1	37	2
D. Nelson	31	353	11.4	37	3
F. Jackson	31	215	6.9	65†	2
Spiller	24	157	6.5	41	1
Jones	18	213	11.8	40	1
Stupar	12	111	9.3	35	0
Roosevelt	9	139	15.4	30	0
Martin	7	43	6.1	15	1
McIntyre	4	32	8.0	14	0
S. Nelson	3	25	8.3	12	0
Ganther	2	9	4.5	8	0
Chandler	1	8	8.0	8	0
Hubbard	1	8	8.0	8	0
Lynch	1	7	7.0	7	0
TEAM	296	3371	11.4	65†	24
OPP	294	3253	11.1	52†	28

INTERCEPTIONS	No.	Yds	Avg	Long	TD
Florence	3	42	14.0	40†	1
Wilson	2	65	32.5	56	0
McKelvin	2	10	5.0	10	0
Byrd	1	37	37.0	37†	1
Whitner	1	37	37.0	37	0
Davis	1	11	11.0	11	0
D. Edwards	1	8	8.0	8	0
BILLS	11	210	19.1	56	2
OPP	21	330	15.7	41	2

PUNTING	No.	Yds	Avg	Net	TB	In	Lg	B
Moorman	75	3181	42.4	36.6	7	17	61	0
BILLS	75	3181	42.4	36.6	7	17	61	0
OPP	71	2986	42.1	35.6	6	24	62	0

PUNT RETURNS	Ret	FC	Yds	Avg	Long	TD
Parrish	12	7	131	10.9	33	0
Spiller	12	8	175	14.6	34	0
McKelvin	6	3	24	4.0	25	0
Florence	1	0	6	6.0	6	0
Scott	1	0	0	0.0	0	0
BILLS	32	18	336	10.5	34	0
OPP	32	17	299	9.3	25	0

KICKOFF RETURNS	No.	Yds	Avg	Long	TD
Spiller	44	1014	23.0	95†	1
McKelvin	14	265	18.9	49	0
Jones	6	120	20.0	31	0
Caulcrick	2	28	14.0	17	0
Roosevelt	2	31	15.5	16	0
Chandler	1	11	11.0	11	0
Ellis	1	0	0.0	0	0
Wilson	0	0	---	---	0
BILLS	69	1458	21.1	95†	1
OPP	57	1238	21.7	51	0

FIELD GOALS	1-19	20-29	30-39	40-49	50+
Lindell	1/1	6/6	5/6	2/3	2/5
BILLS	1/1	6/6	5/6	2/3	2/5
OPP	3/3	6/6	6/8	14/20	0/2

Lindell: (51G,63N)|(139G,39G,34G,51N)|(129G,22G)|(21G,50G)|(43G,53N)|(41N)|(33N)|(29G,32G,49G)|(30G,19G)|(29G)|(26G)  
 OPP: (32G,46N,43G)|(44G,24G)|(43G)|(30N,19G)|(49G,49G,34G,40G,46G)|(41G,48G,38G)|(28G,39N,35G)|(42N)|(25G,49N,45G)|(19G,43N)|(45G,46G,48G,41G)|(38G)|(19G,25G)|(48N,61N,53N,48N)|(34G,26G)|(28G)

USUAL STARTERS	WR	LT	LG	C	RG	RT	TE	WR	FB	RB	QB
Lee Evans	83										
Demetrius Bell	77										
Andy Levine	67										
Geoff Hangartner	63										
Eric Wood	70										
Mansfield Wrotto	66										
David Martin	80										
Stevie Johnson	13										
Corey McIntyre	38										
Fred Jackson	22										
Ryan Fitzpatrick	14										

DEFENSE	LE	NT	RE	SLB	MLB	54	WLB	JLB	LCB	RCB	FS	SS
Marcus Stroud	99											
Kyle Williams	95											
Dwan Edwards	98											
Chris Kelsay	90											
Akin Ayodele (9)	50											
Andra Davis (4)	54											
Paul Posluszny	51											
Arthur Moats (4)	52											
Reggie Torbor (4)	53											
Leodis McKelvin	28											
Drayton Florence	29											
Jairus Byrd	31											
Donte Whitner	20											

PASSING	Att	Cmp	Yds	Cmp%	Yds/Att	TD	TD%	Int	Int%	Long	Sack/Lost	Rating
Fitzpatrick	441	255	3000	57.8	6.80	23	5.2	15	3.4	65†	24/145	81.8
T. Edwards	52	29	241	55.8	4.63	1	1.9	2	3.8	31†	7/63	58.3
Brohm	23	10	106	43.5	4.61	0	0.0	3	13.0	33	3/5	17.9
L. Brown	3	2	24	66.7	8.00	0	0.0	1	33.3	16	0/0	51.4
BILLS	519	296	3371	57.0	6.50	24	4.6	21	4.0	65†	34/213	75.2
OPPONENTS	473	294	3253	62.2	6.88	28	5.9	11	2.3	52†	27/181	92.6



# 2011 SEASON STATISTICS

6-10 | 4TH IN AFC EAST | HEAD COACH CHAN GAILEY

Date	W/L Score	Opponent	Attendance
09/11	W 41-7	at Kansas City	68,755
09/18	W 38-35	Oakland	68,191
09/25	W 34-31	New England	68,174
10/02	L 20-23	at Cincinnati	41,142
10/09	W 31-24	Philadelphia	69,803
10/16	L 24-27	at New York Giants	79,243
10/30#	W 23-0	Washington	51,579
11/06	L 11-27	New York Jets	70,133
11/13	L 7-44	at Dallas	85,157
11/20	L 8-35	at Miami	57,531
11/27	L 24-28	at New York Jets	79,088
12/04	L 17-23	Tennessee	56,463
12/11	L 10-37	at San Diego	62,494
12/18	L 23-30	Miami	60,988
12/24	W 40-14	Denver	45,112
01/01	L 21-49	at New England	68,756

	BUF	OPP
<b>TOTAL FIRST DOWNS</b>	313	340
Rushing	100	120
Passing	180	196
Penalty	33	24
3rd Down: Made/Att	62/191	75/189
3rd Down Pct.	32.5	39.7
4th Down: Made/Att	9/22	9/13
4th Down Pct.	40.9	69.2

<b>POSSESSION AVG.</b>	30:11	29:49
------------------------	-------	-------

<b>TOTAL NET YARDS</b>	5624	5938
Avg. Per Game	351.5	371.1
Total Plays	992	1003
Avg. Per Play	5.7	5.9

<b>NET YARDS RUSHING</b>	1921	2224
Avg. Per Game	120.1	139.0
Total Rushes	391	467

<b>NET YARDS PASSING</b>	3703	3714
Avg. Per Game	231.4	232.1
Sacked/Yards Lost	23/154	29/210
Gross Yards	3857	3924
Att./Completions	578/356	507/321
Completion Pct.	61.6	63.3
Had Intercepted	25	20

<b>PUNTS/AVERAGE</b>	73/47.6	68/44.7
----------------------	---------	---------

<b>NET PUNTING AVG.</b>	73/38.1	68/38.7
-------------------------	---------	---------

<b>PENALTIES/YARDS</b>	86/743	85/871
------------------------	--------	--------

<b>FUMBLES/BALL LOST</b>	16/5	21/11
--------------------------	------	-------

<b>TOUCHDOWNS</b>	43	53
Rushing	12	19
Passing	24	30
Returns	7	4

<b>SCORE BY PERIOD</b>	Q1	Q2	Q3	Q4	OT	PTS
BILLS	87	96	78	111	0	372
OPPONENTS	76	140	109	109	0	434

<b>SCORING</b>	TD	R	Pa	Rt	K-PAT	FG	S	PTS
Lindell	0	0	0	0	0	25/25	13/15	0 64
Rayner	0	0	0	0	13/13	10/15	0	43
St. Johnson	7	0	7	0	0	0	0	42
Chandler	6	0	6	0	0	0	0	36
Jackson	6	6	0	0	0	0	0	36
Spiller	6	4	2	0	0	0	0	36
Nelson	5	0	5	0	0	0	0	30
Scott	2	0	2	0	0	0	0	12
B. Smith	2	1	1	0	0	0	0	12
Barnett	1	0	0	1	0	0	0	6
Byrd	1	0	0	1	0	0	0	6
Choice	1	1	0	0	0	0	0	6
Florence	1	0	0	1	0	0	0	6
Hagan	1	0	1	0	0	0	0	6
Sp. Johnson	1	0	0	1	0	0	0	6
Jones	1	0	1	0	0	0	0	6
McKelvin	1	0	0	1	0	0	0	6
Roosevelt	1	0	0	1	0	0	0	6
Coutu	0	0	0	0	3/3	0/1	0	3
Fitzpatrick	0	0	0	0	0	0	0	2
Sheppard	0	0	0	0	0	0	1	2
TEAM	43	12	24	7	41/41	23/31	1	372
OPP	53	19	30	4	51/52	21/25	0	434

**SACKS:** Darius 5.5, Kelsay 5, Barnett 3, Edwards 2.5, Moats 2.5, Heard 2, Sp. Johnson 2, Byrd 1, Carrington 1, Merriman 1, Morrison 1, Scott 1, Group 1, Batten 0.5  
**BILLS:** 29 **OPPONENTS:** 23

<b>RUSHING</b>	No.	Yds	Avg	Long	TD
Jackson	170	934	5.5	80†	6
Spiller	107	561	5.2	38	4
Fitzpatrick	56	215	3.8	18	0
Choice	23	70	3.0	12	1
B. Smith	20	87	4.4	18	1
J. White	12	38	3.2	13	0
Thigpen	1	8	8.0	8	0
Wilson	1	6	6.0	6	0
Jones	1	2	2.0	2	0
TEAM	391	1921	4.9	80†	12
OPP	467	2224	4.8	76†	19

<b>RECEIVING</b>	No.	Yds	Avg	Long	TD
St. Johnson	76	1004	13.2	55	7
Nelson	61	658	10.8	35	5
Jackson	39	442	11.3	49	0
Spiller	39	269	6.9	19	2
Chandler	38	389	10.2	31	6
Hagan	13	138	10.6	29	1
B. Smith	23	240	10.4	36†	1
Jones	23	231	10.0	48	1
Roosevelt	16	257	16.1	60†	1
R. Martin	7	82	11.7	28	0
Choice	7	51	7.3	15	0
Caussin	5	41	8.2	13	0
L. Smith	4	11	2.8	6	0
Brock	2	27	13.5	21	0
Parrish	1	16	16.0	16	0
McIntyre	1	4	4.0	4	0
J. White	1	-3	-3.0	-3	0
TEAM	356	3857	10.8	60†	24
OPP	321	3924	12.2	65†	30

<b>INTERCEPTIONS</b>	No.	Yds	Avg	Long	TD
Wilson	4	26	6.5	12	0
Byrd	3	88	29.3	37†	1
Barnett	3	80	26.7	33	1
Florence	3	64	21.3	30	1
Scott	2	43	21.5	43†	1

McKelvin	1	21	21.0	21	0
Rogers	1	15	15.0	15	0
Corner	1	4	4.0	4	0
Searcy	1	0	0.0	0	0
A. Williams	1	0	0.0	0	0
TEAM	20	341	17.1	43†	4
OPPONENTS	25	327	13.1	43†	3

<b>PUNTING</b>	No.	Yds	Avg	Net	TB	In	Log	B
Moorman	72	3472	48.2	38.1	10	20	66	1
BILLS	73	3472	47.6	38.1	10	20	66	1
OPP	68	3039	44.7	38.7	4	27	64	0

<b>PUNT RETURNS</b>	Ret	FC	Yds	Avg	Long	TD
Spiller	13	8	127	9.8	45	0
McKelvin	8	11	156	19.5	80	1
Parrish	5	2	46	9.2	28	0
TEAM	26	21	329	12.7	80†	1
OPP	43	8	494	11.5	26	0

<b>KICKOFF RETURNS</b>	No.	Yds	Avg	Long	TD
B. Smith	15	282	18.8	28	0
Rogers	13	373	28.7	54	0
Spiller	6	143	23.8	35	0
McKelvin	2	43	21.5	22	0
Caussin	1	12	12.0	12	0
TEAM	37	853	23.1	54	0
OPP	56	1144	20.4	59	0

**FIELD GOALS** 1-19 20-29 30-39 40-49 50+  
 Lindell 0/0 6/6 2/3 5/6 0/0  
 Rayner 0/0 5/6 3/4 0/1 2/4  
 Coutu 0/0 0/0 0/0 0/1 0/0  
 BILLS 0/0 11/12 5/7 5/8 2/4  
 OPP 0/0 9/9 9/4/4 7/9 1/3  
 Lindell:(29G,38G)(25G,39B)(42G,28G)(43G,23G)  
 (25G)(49G)(37G,44G,44N,41G)(24G)(0)(0)(0)(0)(0)  
 (0)(0)(0)(0)(0)(0)(52N)(30G,56G)(53G)(27G)  
 (53N,37G)(26N,34G)(45N,31N,28G,25G,25G,29G)  
 ( )  
 Coutu: (0)(0)(0)(0)(0)(0)(0)(0)(45N)  
 OPP:(49N)(0)(23G)(31G,21G,43G)(35G)  
 (26G,50B,23G)(49B)(49G,50N,50G)(45G,36G,31G)  
 ((0)(48G,27G,44G)(47G)(20G,26G,26G)(0)(47G,20G)

<b>USUAL STARTERS</b>		
<b>OFFENSE</b>		
WR	13	Stevie Johnson
LT	75	Chris Hairston
LG	67	Andy Levitre
C	70	Eric Wood
RG	76	Chad Rinehart
RT	79	Erik Pears
TE	84	Scott Chandler
WR	19	Donald Jones
WR	86	David Nelson
RB	22	Fred Jackson
QB	14	Ryan Fitzpatrick

<b>DEFENSE</b>		
LE	92	Alex Carrington
NT	99	Marcell Darius
RE	98	Dwan Edwards
SLB	90	Chris Kelsay
MLB	55	Kelvin Sheppard
WLB	50	Nick Barnett
JLB	91	Sancer Johnson
LCB	23	Aaron Williams (6)
	24	Terrence McGee (5)
RCB	29	Drayton Florence
FS	31	Jairus Byrd
SS	37	George Wilson

	Att	Cmp	Yds	Cmp%	Yds/Att	TD	TD%	Int	Int%	Long	Sack/Lost	Rating
Fitzpatrick	569	353	3832	62.0	6.73	24	4.2	23	4.0	60†	22/148	79.1
Thigpen	8	3	25	37.5	3.13	0	0.0	1	12.5	13	0/0	6.8
B. Smith	1	0	0	0.0	0.00	0	0.0	1	100.0	--	1/6	0.0
TEAM	578	356	3857	61.6	6.67	24	4.2	25	4.3	60†	23/154	77.0
OPPONENTS	507	321	3924	63.3	7.74	30	5.9	20	3.9	65†	29/210	90.4



# 2012 SEASON STATISTICS

6-10 | 4TH IN AFC EAST | HEAD COACH CHAN GAILEY

Date	W/L Score	Opponent	Attendance
09/09	L 28-48	at New York Jets	79,088
09/16	W 35-17	Kansas City	69,402
09/23	W 24-14	at Cleveland	69,353
09/30	L 28-52	New England	70,684
10/07	L 3-45	at San Francisco	69,732
10/14	W 19-16	OT at Arizona	60,385
10/21	L 34-35	Tennessee	68,836
11/04	L 9-21	at Houston	71,698
11/11	L 31-37	at New England	68,756
11/15	W 19-14	Miami	69,118
11/25	L 13-20	at Indianapolis	64,366
12/02	W 34-18	Jacksonville	53,971
12/09	L 12-15	St. Louis	68,109
12/16#	L 17-50	Seattle	40,770
12/23	L 10-24	at Miami	54,462
12/30	W 28-9	New York Jets	54,533

# Played in Toronto

## TOTAL FIRST DOWNS

	BUF	OPP
Rushing	103	136
Passing	176	182
Penalty	22	31
3rd Down: Made/Att	77/198	92/209
3rd Down Pct.	38.9	44.0
4th Down: Made/Att	5/8	6/12
4th Down Pct.	62.5	50.0

## POSSESSION AVG.

	30:04	29:56
Avg. Per Game	342.9	362.9
Total Plays	983	1042
Avg. Per Play	5.6	5.6

## NET YARDS RUSHING

	2217	2333
Avg. Per Game	138.6	145.8
Total Rushes	442	470

## NET YARDS PASSING

	3269	3473
Avg. Per Game	204.3	217.1
Sacked/Yards Lost	30/161	36/196
Gross Yards	3430	3669
Att./Completions	511/309	536/306

	60.5	57.1
Completion Pct.	60.5	57.1
Had Intercepted	17	12

	80/44.3
PUNTS/AVERAGE	80/44.3
72/44.6	

	80/37.1
NET PUNTING AVG.	80/37.1
72/36.2	

	104/871	80/693
PENALTIES/YARDS	104/871	80/693

	23/17	26/9
FUMBLES/BALL LOST	23/17	26/9

## TOUCHDOWNS

	40	53
Rushing	12	23
Passing	24	25
Returns	4	5

SCORE BY PERIOD	Q1	Q2	Q3	Q4	OT	PTS
BILLS	84	109	78	70	3	344
OPPONENTS	89	115	109	122	0	435

## SCORING

TD	Ru	Pa	Rt	K-PAT	FG	S	PTS
Lindell	0	0	0	0	39/39	21/24	0 102
Spiller	8	6	2	0			0 48
Chandler	6	0	6	0			0 36
St. Johnson	6	0	6	0			0 36
F. Jackson	4	3	1	0			0 24
Jones	4	0	4	0			0 24
Bra. Smith	4	1	2	1			0 24
McKelvin	2	0	2	0			0 12
L. Smith	2	0	2	0			0 12
Choice	1	1	0	0			0 6
Fitzpatrick	1	1	0	0			0 6
Graham	1	0	1	0			0 6
B. Scott	1	0	0	1			0 6
Kelsay	0	0	0	1			1 2
Sheppard	0	0	0	1			1 2
BILLS	40	12	24	4	39/39	21/24	1 344
OPP	53	23	25	5	50/51	21/28	0 435

2-Pt Conversions: BILLS 0-1, OPP 2-2

**SACKS:** M. Williams 10.5, Dareus 5.5, Ky. Williams 5, Moore 3, Barnett 2, Carrington 2, Sp. Johnson 2, Kelsay 2, Sheppard 2, Anderson 1, Merriman 1, BILLS: 36, OPP: 30

## RUSHING

No.	Yds	Avg	Long	TD	
Spiller	207	1244	6.0	62	6
F. Jackson	115	437	3.8	15	3
Fitzpatrick	48	197	4.1	20	1
Choice	47	193	4.1	22	1
Bra. Smith	14	116	8.3	35	1
J. White	8	34	4.3	9	0
Graham	1	5	5.0	5	0
Thigpen	1	-1	-1.0	-1	0
Dickerson	1	-8	-8.0	-8	0
BILLS	442	2217	5.0	62	12
OPP	470	2333	5.0	83†	23

## RECEIVING

No.	Yds	Avg	Long	TD	
St. Johnson	79	1046	13.2	63	6
Chandler	43	571	13.3	43	6
Spiller	43	459	10.7	66†	2
Jones	41	443	10.8	68†	4
F. Jackson	34	217	6.4	34	1
Graham	31	322	10.4	51	1
Bra. Smith	14	152	10.9	35†	2
Elliott	10	108	10.8	22	0
Dickerson	9	117	13.0	24	0
Martin	4	41	10.3	16	0
L. Smith	4	13	3.3	5	2
Choice	4	9	2.3	5	0
Nelson	2	31	15.5	21	0
McIntyre	1	9	9.0	9	0
BILLS	309	3430	11.1	68†	24
OPP	306	3669	12.0	53	25

## INTERCEPTIONS

No.	Yds	Avg	Long	TD	
Byrd	5	81	16.2	45	0
B. Scott	4	66	16.5	32	1
Gilmore	1	23	23.0	23	0
McKelvin	1	9	9.0	9	0
Rogers	1	-1	-1.0	-1	0
BILLS	12	178	14.8	45	1
OPP	17	256	15.1	57†	2

## PUNTING

No.	Yds	Avg	Net	TB	In	Lg	B
Powell	65	2860	44.0	38	1	2	23 62 0
Moorman	15	682	45.5	32	7	1	2 66 0
BILLS	80	3542	44.3	37	1	3	25 66 0
OPP	72	3210	44.6	36	2	8	27 66 0

## PUNT RETURNS

Ref	FC	Yds	Avg	Long	TD	
McKelvin	23	14	431	18.7	88†	2
Rogers	3	4	14	4.7	14	0
Byrd	0	3	0	---	0	0
BILLS	26	21	445	17.1	88†	2
OPP	35	14	517	14.8	75†	2

## KICKOFF RETURNS

No.	Yds	Avg	Long	TD	
Bra. Smith	18	496	27.6	89†	1
Easley	2	75	37.5	55	0
Rogers	2	55	27.5	28	0
Carrington	1	0	0.0	0	0
L. Smith	1	0	0.0	0	0
TEAM	42	1136	27.0	89†	1
OPP	51	1144	22.4	96†	1

## FIELD GOALS

1-19	20-29	30-39	40-49	50+	
Lindell	1/1	3/3	10/11	6/7	1/2
BILLS	1/1	3/3	10/11	6/7	1/2
OPP	3/3	6/6	5/7	6/10	1/2
Lindell: (11)(1)(37G)(1)(31G)(25G)(31G, 42G)(37N, 22G, 38G, 39G)(41G)(32G, 34G, 42G, 19G)(33G, 31G)(29G, 50G)(35G, 40G)(41G)(42G)(50N, 46N) OPP: (25G, 39G)(33G)(1)(49N, 42N, 30G)(19G)(49G, 49G, 61G, 38B)(1)(46B)(43G, 48G, 27G)(50N)(25G, 19G)(36G)(1)(19G, 33G, 23G)(1)(46B, 45G)(47G, 23G, 28G, 30B)					

## USUAL STARTERS

OFFENSE		
WR	13	Stevie Johnson
LT	77	Cordy Glenn
LG	67	Andy Levitre
C	70	Eric Wood
RG	60	Kraig Urbik
RT	79	Erik Pears
TE	84	Scott Chandler
WR	19	Donald Jones
WR	11	T.J. Graham
RB	28	C.J. Spiller
QB	14	Ryan Fitzpatrick

## DEFENSE

LE	94	Mario Williams
DT	99	Marcell Dareus
DT	95	Kyle Williams
RE	54	Kyle Moore
SLB	53	Nigel Bradham
MLB	55	Kelvin Sheppard
WLB	50	Nick Barnett
LCB	23	Aaron Williams
RCB	27	Stephon Gilmore
FS	31	Jairus Byrd
SS	37	George Wilson

## PASSING

Att	Cmp	Yds	Cmp%	Yds/Att	TD	TD%	Int	Int%	Long	Sack/Lost	Rating	
Fitzpatrick	505	306	3400	60.6	6.73	24	4.8	16	3.2	68†	30/161	83.3
Thigpen	5	3	30	60.0	6.00	0	0.0	0	0.0	12	0/0	77.1
Bra. Smith	1	0	0	0.0	0.00	0	0.0	1	100.0	---	0/0	0.0
TEAM	511	309	3430	60.5	6.71	24	4.7	17	3.3	68†	30/161	82.2
OPPONENTS	536	306	3669	57.1	6.85	25	4.7	12	2.2	53	36/196	84.4



# 2013 SEASON STATISTICS

6-10 | 4TH IN AFC EAST | HEAD COACH DOUG MARRONE

Date	W/L	Score	Opponent	Attendance
09/08	L	21-23	New England	69,519
09/15	W	24-23	Carolina	67,819
09/22	L	20-27	at New York Jets	76,957
09/29	W	23-20	Baltimore	68,296
10/03	L	24-37	at Cleveland	71,239
10/13	L	24-27	OT Cincinnati	67,739
10/20	W	23-21	at Miami	60,592
10/27	L	17-35	at New Orleans	72,405
11/03	L	13-23	Kansas City	68,159
11/10	L	10-23	at Pittsburgh	60,406
11/17	W	37-14	New York Jets	68,036
12/01#	L	31-34	OT Atlanta	38,969
12/08	L	6-27	at Tampa Bay	59,194
12/15	W	27-20	at Jacksonville	60,085
12/22	W	19-0	Miami	54,305
12/29	L	20-34	at New England	68,756

	BUF	OPP
<b>TOTAL FIRST DOWNS</b>	301	308
Rushing	113	98
Passing	149	170
Penalty	39	40
3rd Down: Made/Att	83/244	91/245
3rd Down Pct.	34.0	37.1
4th Down: Made/Att	4/14	4/10
4th Down Pct.	28.6	40.0

POSSESSION AVG.	28:23	31:37
-----------------	-------	-------

TOTAL NET YARDS	5410	5334
Avg. Per Game	338.1	333.4
Total Plays	1116	1089
Avg. Per Play	4.8	4.9

NET YARDS RUSHING	2307	2063
Avg. Per Game	144.2	128.9
Total Rushes	546	471

NET YARDS PASSING	3103	3271
Avg. Per Game	193.9	204.4
Sacked/Yards Lost	48/270	57/395
Gross Yards	3373	3666
Att./Completions	522/299	561/310
Completion Pct.	57.3	55.3
Had Intercepted	15	23

PUNTS/AVERAGE	96/43.0
94/45.5	

NET PUNTING AVG.	96/36.1
94/41.0	

PENALTIES/YARDS	110/952
108/931	

FUMBLES/BALL LOST	32/12	21/7
-------------------	-------	------

TOUCHDOWNS	34	42
Rushing	15	10
Passing	16	28
Returns	3	4

SCORE BY PERIOD	Q1	Q2	Q3	Q4	OT	PTS
BILLS	73	103	75	88	0	339
OPPONENTS	64	133	82	103	6	388

SCORING	TD	R	Pa	Rt	K-PAT	FG	S	PTS
Carpenter	0	0	0	0	32/32	33/36	0	131
Jackson	10	9	1	0				60
Johnson	3	0	3	0				20
Woods	3	0	3	0				20
Goodwin	3	0	3	0				18
Chandler	2	0	2	0				12
Graham	2	0	2	0				12
Manuel	2	2	0	0				12
Searcy	2	0	2	0				12
Spiller	2	2	0	0				12
Summers	2	1	1	0				12
Gragg	1	1	1	0				6
Lewis	1	1	0	0				6
Robby	1	0	0	1				6
BILLS	34	15	16	3	32/32	33/36	0	339
OPP	42	10	28	4	41/41	31/36	0	388

**SACKS:** M. Williams 13, K. Williams 10.5, Hughes 10, Dareus 7.5, Lawson 4, Searcy 3.5, Robey 3, Alonso 2, Bryant 1, Byrd 1, Charles LG 1, Charles TM 1, Westerman TM 0.5  
**BILLS: 57**  
**OPP: 48**

RUSHING	No.	Yds	Avg	Long	TD
Spiller	202	933	4.6	77	2
Jackson	206	890	4.3	59	9
Manuel	53	186	3.5	19	2
Choice TM	35	126	3.6	20	0
Lewis	24	52	2.2	8	1
Summers	12	46	3.8	16	1
Tuel	3	17	5.7	14	0
Woods	2	16	8.0	13	0
Graham	4	14	3.5	14	0
Goodwin	3	13	4.3	17	0
Johnson	1	10	10.0	10	0
Wingo	1	4	4.0	4	0
BILLS	546	2307	4.2	77	15
OPP	471	2063	4.4	80	10

RECEIVING	No.	Yds	Avg	Long	TD
Chandler	53	655	12.4	33	2
Johnson	52	597	11.5	45	3
Jackson	47	387	8.2	37	1
Woods	40	587	14.7	57	3
Spiller	33	185	5.6	27	0
Graham	23	361	15.7	47	2
Goodwin	17	283	16.6	59	3
Hogan	10	83	8.3	16	0
Summers	7	79	11.3	34	1
L. Smith	5	78	15.6	28	0
Gragg	5	53	10.6	28	1
Choice TM	4	10	2.5	5	0
Easley	2	13	6.5	9	0
Wingo	1	2	2.0	2	0
BILLS	299	3373	11.3	59	16
OPP	310	3666	11.8	74	28

INTERCEPTIONS	No.	Yds	Avg	Long	TD
Byrd	4	85	21.3	57	0
Leonhard	4	72	18.0	41	0
A. Williams	4	43	10.8	34	0
Alonso	4	38	9.5	32	0
Gilmore	2	0	0.0	0	0
Searcy	1	32	32.0	32	1
Robby	1	19	19.0	19	1

INTS (cont)	No.	Yds	Avg	Long	TD
Lawson	1	0	0.0	0	0
McKelvin	1	0	0.0	0	0
Rogers TM	1	0	0.0	0	0
BILLS	23	289	12.6	57	2
OPPONENTS	15	298	19.9	100	2

PUNTING	No.	Yds	Avg	Net	TB	In	Lg	B
Moorman	61	2511	41.2	36.64			16	620
S. Powell	35	1613	46.1	35.25			10	660
BILLS	96	4124	43.0	36.19			26	660
OPP	94	4274	45.5	41.09			39	740

PUNT RETURNS	Ret	FC	Yds	Avg	Long	TD
McKelvin	32	13	180	5.6	21	0
Leonhard	7	9	63	9.0	25	0
BILLS	39	22	243	6.2	25	0
OPPONENTS	45	22	477	10.6	79	1

KICKOFF RETURNS	No.	Yds	Avg	Long	TD
Goodwin	16	351	21.928	0	0
Easley	4	83	20.828	0	0
Graham	1	19	19.019	0	0
Woods	1	9	9.0	9	0
Ross	1	7	7.0	7	0
BILLS	23	469	20.428	0	0
OPPONENTS	51	1144	22.496	1	1

FIELD GOALS	1-19	20-29	30-39	40-49	50+
Carpenter	0/0	13/13	6/6	10/11	4/6
BILLS	0/0	13/13	6/6	10/11	4/6
OPPONENTS	0/0	7/7	14/16	8/10	2/3
Carpenter:	(4)2N,55G,20G,48G				
(37G,23G,43G,26G) (27G,27G,22G) (52G) (51G) (39G,20G,31G) (50N,37G) (26G,30G) (20G) (40G,42G,43G) (29G) (40G,46G) (42G,54N,40G) (45G,21G,22G,26G) (51G,37G)					
OPP:	(48G,33G,35G) (27G,25G,39G) (47G,34G) (35G,24G) (30G,24G,44G) (46G,34N,43G) (51N) (48N) (49G,36G) (53G,32G) (32G,55G) (43G,35G,29G,35G)				

USUAL STARTERS		
<b>OFFENSE</b>		
WR	13	Stevie Johnson
LT	77	Cordy Glenn
LG	59	Doug Legursky
C	70	Eric Wood
RG	60	Kraig Urbik
RT	79	Erik Pears
TE	84	Scott Chandler
QB	3	EJ Manuel
RB	28	C.J. Spiller
FB	38	Frank Summers
WR	11	T.J. Graham

DEFENSE		
LDE	90	Alan Branch
DT	95	Kyle Williams
DT	99	Marcell Dareus
RDE	94	Mario Williams
SLB	91	Manny Lawson
MLB	50	Kiko Alonso
WLB	53	Arthur Moats
LCB	21	Leodis McKelvin
RCB	27	Stephon Gilmore
FS	31	Jairus Byrd
SS	23	Aaron Williams

PASSING	Att	Cmp	Yds	Cmp%	Yds/Att	TD	TD%	Int	Int%	Long	Sack/Lost	Rating
Manuel	197	128	1588	6.44	11	3.6	9	2.9	4.5	28	159	77.7
Lewis	157	93	1092	5.92	6.96	4	2.5	3	1.9	57	18/100	81.0
Tuel	59	26	309	44.1	5.24	1	1.7	3	5.1	59	2/11	45.1
BILLS	522	299	3373	57.3	6.46	16	3.1	15	2.9	59	48/270	75.0
OPPONENTS	561	310	3666	55.3	6.53	28	5.0	23	4.1	74	57/395	74.9





# 2014 SEASON STATISTICS

9-7 | 2ND IN AFC EAST | HEAD COACH DOUG MARRONE

Date	W/L Score	Opponent	Attendance
09/07	W 23-20	at Chicago	62,425
09/14	W 29-10	Miami	69,594
09/21	L 10-22	San Diego	68,611
09/28	L 17-23	at Houston	71,756
10/05	W 17-14	at Detroit	62,775
10/12	L 22-37	New England	70,185
10/19	W 17-16	Minnesota	68,477
10/26	W 43-23	at New York Jets	78,160
11/09	L 13-17	Kansas City	68,119
11/13	L 9-22	at Miami	71,573
11/24*	W 38-3	New York Jets	56,044
11/30	W 26-10	Cleveland	68,576
12/07	L 17-24	at Denver	76,913
12/14	W 21-13	Green Bay	70,124
12/21	L 24-26	at Oakland	53,436
12/28	W 17-9	at New England	68,756

\* - Game played in Detroit

	BUF	OPP
<b>TOTAL FIRST DOWNS</b>	273	302
Rushing	65	89
Passing	186	171
Penalty	22	42
3rd Down: Made/Att	84/229	73/220
3rd Down Pct.	36.7%	33.2%
4th Down: Made/Att	6/14	5/11
4th Down Pct.	42.9%	45.5%

<b>POSSESSION AVG.</b>	29:35	30:25
------------------------	-------	-------

<b>TOTAL NET YARDS</b>	5096	4995
Avg. Per Game	318.5	312.2
Total Plays	1020	1027
Avg. Per Play	5.0	4.9

<b>NET YARDS RUSHING</b>	1482	1703
Avg. Per Game	92.6	106.4
Total Rushes	402	414

<b>NET YARDS PASSING</b>	3614	3292
Avg. Per Game	225.9	205.8
Sacked/Yards Lost	39/242	54/308
Gross Yards	3856	3600
Attempts/Completions	579/363	559/337
Completion Pct.	62.7%	60.3%
Had Intercepted	13	19

<b>PUNTS/AVERAGE</b>	86/42.9	88/43.6
----------------------	---------	---------

<b>NET PUNTING AVG.</b>	38.7	37.3
-------------------------	------	------

<b>PENALTIES/YARDS</b>	124/1031	104/849
------------------------	----------	---------

<b>FUMBLES/BALL LOST</b>	22/10	20/11
--------------------------	-------	-------

<b>TOUCHDOWNS</b>	34	28
Rushing	7	10
Passing	23	16
Returns	4	2

<b>SCORE BY PERIOD</b>	Q1	Q2	Q3	Q4	OT	PTS
BILLS	65	88	80	107	3	343
OPPONENTS	49	90	75	75	0	289

<b>SCORING</b>	TD	Ra	Pa	Rt	K-PAT	FG	S	PTS
D.Carpenter	0	0	0	31	3234	38	0	133
S.Watkins	6	0	6	0	0/0	0/0	0	36
R.Woods	5	0	5	0	0/0	0/0	1	32
C.Hogan	4	0	4	0	0/0	0/0	0	24
F.Jackson	3	2	1	0	0/0	0/0	1	20
S.Chandler	3	0	3	0	0/0	0/0	0	18
A.Dixon	2	2	0	0	0/0	0/0	0	12
C.Spiller	2	0	1	1	0/0	0/0	0	12
J.Hughes	1	0	0	1	0/0	0/0	0	6
L.Smith	1	0	1	0	0/0	0/0	0	6
E.Manuel	1	1	0	0	0/0	0/0	0	6
F.Summers	1	1	0	0	0/0	0/0	0	6
M.Williams	1	0	1	0	0/0	0/0	0	6
K.Orton	1	1	0	0	0/0	0/0	0	6
M.Lawson	1	0	0	1	0/0	0/0	0	6
C.Gragg	1	0	1	0	0/0	0/0	0	6
M.Thigpen	1	0	0	1	0/0	0/0	0	6
BILLS	34.7	23.4	31	32	34	38	2	343
OPP	28	10	16	2	27	27	30	289

2-Pt Conversions: BILLS 2-2, OPP 0-1

<b>SACKS:</b>	M.Williams 14.5,	J.Hughes 10.0,
M.Dareus 10.0,	K.Williams 5.5,	S.Charles 3.0,
N.Bradhram 2.5,	J.Wynn 2.0,	M.Lawson 1.5,
C.Bryant 1.5,	T.Powell 1.0,	N.Robey 1.0,
B.Spikes 1.0,	D.Searcy 0.5	
BILLS: 54.0		
OPP: 39.0		

<b>RUSHING</b>	No.	Yds	Avg	Long	TD
F.Jackson	141	525	3.7	38	2
A.Dixon	105	432	4.1	47	2
C.Spiller	78	300	3.8	53	0
B.Brown	36	126	3.5	14	0
E.Manuel	16	52	3.3	8	1
F.Summers	6	17	2.8	4	1
K.Orton	15	14	0.9	10	1
M.Goodwin	3	8	2.7	12	0
S.Watkins	2	8	4.0	5	0
BILLS	402	1482	3.7	53	7
OPP	414	1703	4.1	47	10

<b>RECEIVING</b>	No.	Yds	Avg	Long	TD
F.Jackson	66	501	7.6	34	1
S.Watkins	65	982	15.1	84	6
R.Woods	65	699	10.8	37	5
S.Chandler	47	497	10.6	37	3
C.Hogan	41	426	10.4	31	4
C.Spiller	19	125	6.6	25	1
B.Brown	16	176	11.0	40	0
M.Williams	8	142	17.8	80	1
M.Gray	8	118	14.8	41	0
A.Dixon	8	49	6.1	10	0
C.Gragg	7	48	6.9	14	1
L.Smith	7	42	6.0	18	1
F.Summers	5	9	1.8	4	0
M.Goodwin	1	42	42.0	42	0
BILLS	363	3856	10.6	84	23
OPP	337	3600	10.7	56	16

<b>INTERCEPTIONS</b>	No.	Yds	Avg	Long	TD
L.McKelvin	4	10	2.5	9	0
D.Searcy	3	70	23.3	32	0
S.Gilmore	3	61	20.3	27	0
C.Graham	2	75	37.5	45	0
B.Rambo	2	44	22.0	28	0
D.Williams	1	34	34.0	34	0

A.Williams	1	26	26.0	26	0
K.Williams	1	2	2.0	2	0
N.Bradhram	1	0	0.0	0	0
P.Brown	1	0	0.0	0	0
BILLS	13	322	16.9	45	0
OPP	19	172	13.2	80	2

<b>PUNTING</b>	No.	Yds	Avg	Net	TB	In	Lg	B
C.Schmidt	86	3692	42.9	38.7	6	31	67	0
BILLS	86	3692	42.9	38.7	6	31	67	0
OPP	88	3834	43.6	37.3	10	25	72	2

<b>PUNT RETURNS</b>	Ret	FC	Yds	Avg	Long	TD
L.McKelvin	21	8	183	8.7	24	0
M.Thigpen	12	5	155	12.9	75	1
F.Jackson	3	5	5	1.7	5	0
R.Woods	1	0	11	11.0	11	0
BILLS	37	18	354	9.6	75	1
OPP	38	20	246	6.5	41	0

<b>KICKOFF RETURNS</b>	No.	Yds	Avg	Long	TD
C.Spiller	10	306	30.6	102	1
M.Thigpen	6	165	27.5	49	0
M.Goodwin	4	84	21.0	24	0
L.McKelvin	4	64	16.0	30	0
A.Dixon	4	52	13.0	15	0
B.Brown	3	75	25.0	32	0
M.Easley	1	13	13.0	13	0
F.Summers	1	11	11.0	11	0
BILLS	33	770	23.3	102	1
OPP	32	639	20.0	41	0

<b>FIELD GOALS</b>	1-19	20-29	30-39	40-49	50+
Carpenter	0/0	9/9	12/13	7/8	6/8
BILLS	0/0	9/9	12/13	7/8	6/8
OPP	1/1	3/3	11/13	9/12	6/8

## USUAL STARTERS

### OFFENSE

WR	10	Robert Woods
LT	77	Cordy Glenn
LG	60	Kraig Urbik
C	70	Erik Pears
RG	79	Erik Pears
RT	66	Seantrel Henderson
TE	85	Lee Smith
TE	84	Scott Chandler
QB	18	Kyle Orton
RB	22	Fred Jackson
WR	14	Sammy Watkins

### DEFENSE

LDE	94	Mario Williams
DT	95	Kyle Williams
DT	99	Marcell Dareus
RDE	55	Jerry Hughes
MLB	52	Preston Brown
SLB	53	Nigel Bradham
LCB	21	Leodis McKelvin
RCB	24	Stephon Gilmore
FS	25	Da'Norris Searcy
SS	23	Aaron Williams
NB	37	Nickell Robey

<b>PASSING</b>	Att	Cmp	Yds	Cmp%	Yds/Att	TD	TD%	Int	Int%	Long	Sack/Lost	Rating
K.Orton	447	287	3018	64.2%	6.8	18	4.0%	10	2.2%	84	33/198	87.8
E.Manuel	131	76	838	58.0%	6.4	5	3.8%	3	2.3%	80	6/44	80.2
F.Jackson	1	0	0	0.0%	0.0	0	0.0%	0	0.0%	0	0/0	39.6
BILLS	579	363	3856	62.7%	6.7	23	4.0%	13	2.2%	84	39/242	86.0
OPPONENTS	559	337	3600	60.3%	6.4	16	2.9%	19	3.4%	56	54/308	74.5



# 2015 SEASON STATISTICS

8-8 | 3RD IN AFC EAST | HEAD COACH REX RYAN

Date	W/L Score	Opponent	Attendance
09/13	W 27-14	Indianapolis	70,319
09/20	L 32-40	New England	70,858
09/27	W 41-14	at Miami	64,869
10/04	L 10-24	New York Giants	70,677
10/11	W 14-13	at Tennessee	65,670
10/18	L 21-34	Cincinnati	69,593
10/25	L 31-34	at Jacksonville	84,021
11/08	W 33-17	Miami	70,214
11/12	W 22-17	at New York Jets	78,160
11/23	L 13-20	at New England	66,829
11/29	L 22-30	at Kansas City	72,493
12/06	W 30-21	Houston	68,544
12/13	L 20-23	at Philadelphia	69,596
12/20	L 25-35	at Washington	80,124
12/27	W 16-6	Dallas	70,172
01/03	W 22-17	New York Jets	68,670

## TOTAL FIRST DOWNS

	BUF	OPP
Rushing	122	87
Passing	155	197
Penalty	20	37
3rd Down: Made/Att	86/227	85/210
3rd Down Pct.	37.9%	40.5%
4th Down: Made/Att	7/16	3/13
4th Down Pct.	43.8%	23.1%

## POSSESSION AVG.

	31:18	28:42
--	-------	-------

## TOTAL NET YARDS

	BUF	OPP
Avg. Per Game	360.9	356.4
Total Plays	1016	1017
Avg. Per Play	5.7	5.6

## NET YARDS RUSHING

	BUF	OPP
Avg. Per Game	152.0	108.1
Total Rushes	509	394

## NET YARDS PASSING

	BUF	OPP
Avg. Per Game	208.9	248.3
Sacked/Yards Lost	42/257	21/125
Gross Yards	3600	4097
Attempts/Completions	465/295	602/347
Completion Pct.	63.4%	57.6%
Had Intercepted	9	17

## PUNTS/AVERAGE

	82/46.3
--	---------

## NET PUNTING AVG.

	41.3	39.8
--	------	------

## PENALTIES/YARDS

	143/1249	113/906
--	----------	---------

## FUMBLES/BALL LOST

	28/10	16/8
--	-------	------

## TOUCHDOWNS

	BUF	OPP
Rushing	19	10
Passing	23	30
Returns	3	2

## SCORE BY PERIOD

	Q1	Q2	Q3	Q4	OT	PTS
BILLS	87	103	77	112	0	379
OPPONENTS	59	126	104	70	0	359

## SCORING

TD	R	Pa	Rt	K	PAT	FG	S	PTS
Carpenter	0	0	0	0	34/40	23/27	0	103
Watkins	9	0	9	0	0/0	0/0	0	54
K.Williams	9	7	2	0	0/0	0/0	0	54
McCoy	5	3	2	0	0/0	0/0	0	32
Taylor	4	4	0	0	0/0	0/0	0	26
Clay	3	0	3	0	0/0	0/0	0	18
Gillislee	3	0	3	0	0/0	0/0	0	18
Hankerson	3	0	3	0	0/0	0/0	0	18
Woods	3	0	3	0	0/0	0/0	0	18
Hogan	2	0	2	0	0/0	0/0	0	12
P. Brown	1	0	0	1	0/0	0/0	0	6
Dixon	1	1	0	0	0/0	0/0	0	6
Easley	1	0	1	0	0/0	0/0	0	6
Graham	1	0	0	1	0/0	0/0	0	6
Harvin	1	0	1	0	0/0	0/0	0	6
Manuel	1	0	0	0	0/0	0/0	0	6
D.Williams	1	0	0	1	0/0	0/0	0	6
BILLS	45	19	23	3	34/40	23/27	1	379
OPP	42	10	30	2	33/37	22/27	0	359

## SACKS: Hughes 5, M. Williams 5, Dareus 2,

Bradham 1, Charles 1, Graham 1, Lawson 1, Rambo 1, Robey 1, Tarpley 1, Ky. Williams 1, D. Williams, 1  
 BILLS: 21.0  
 OPP: 42.0

## RUSHING

No.	Yds	Avg	Long	TD	
McCoy	203	89.5	4.4	48†	3
Taylor	104	56.8	5.5	31	4
Ka.Williams	93	51.7	5.6	41†	7
Gillislee	47	26.7	5.7	60†	3
Manuel	17	6.4	3.8	16	1
Dixon	21	4.4	2.1	6	1
Herron	11	3.7	3.4	8	0
Harvin	5	3.1	6.2	9	0
Hogan	1	4	4.0	4	0
C. Wood	2	3	1.5	3	0
Felton	1	2	2.0	2	0
S. Watkins	1	1	1.0	1	0
Schmidt	1	0	0.0	0	0
Woods	1	0	0.0	0	0
Thigpen	1	-1	-1.0	-1	0
BILLS	509	2432	4.8	60†	19
OPP	394	1730	4.4	58	10

## RECEIVING

No.	Yds	Avg	Long	TD	
S.Watkins	60	104.7	17.5	63	9
Clay	51	52.8	10.4	40†	3
Hogan	36	45.0	12.5	46	2
McCoy	32	29.2	9.1	22	2
Hankerson	26	32.7	12.6	55	3
Harvin	19	21.8	11.5	51†	1
Gragg	12	15.0	12.5	29	0
Ka.Williams	11	9.6	8.7	26†	2
Dixon	6	4.4	7.3	14	0
Gillislee	6	2.9	4.8	14	0
Salas	3	4.1	13.7	20	0
Herron	3	2.0	6.7	9	0
Goodwin	2	2.4	12.0	14	0
Easley	1	5.8	58.0	58†	1
O'Leary	1	3.7	37.0	37	0
Felton	1	1.2	12.0	12	0
Taylor	1	4	4.0	4	0
Gray	1	2	2.0	2	0
Mulligan	1	2	2.0	2	0
C.Wood	1	-6	-6.0	-6	0
BILLS	295	3600	12.2	63	23
OPP	347	4097	11.8	77†	30

## INTERCEPTIONS

No.	Yds	Avg	Long	TD	
Gilmore	3	33	11.0	29	0
Graham	2	60	30.0	44†	1
Darby	2	48	24.0	27	0
P.Brown	2	46	23.0	43†	1
Tarpley	2	40	20.0	37	0
McKelvin	2	0	0.0	0	0
A.Williams	1	26	26.0	26	0
Easley	1	0	0.0	0	0
Lawson	1	0	0.0	0	0
Rambo	1	0	0.0	0	0
BILLS	17	253	14.9	44†	2
OPP	9	75	8.3	26†	1

## PUNTING

No.	Yds	Avg	Net	TB	In	Lg	B
Schmidt	82	3797	46.3	41.33			22650
BILLS	82	3797	46.3	41.33			22650
OPP	75	3277	43.7	39.83			28680

## PUNT RETURNS

Ret	FC	Yds	Avg	Long	TD	
Thigpen	18	9	11.8	6.6	16	0
McKelvin	7	4	21	3.0	12	1
Moore	5	8	7.7	15.4	27	0
Powell	1	1	16	16.0	16	0
BILLS	31	22	232	7.5	27	0
OPPONENTS	40	20	353	8.8	28	0

## KICKOFF RETURNS

No.	Yds	Avg	Long	TD	
Thigpen	17	328	19.33	0	
Harvin	5	108	21.625	0	
Moore	5	70	14.020	0	
Dixon	4	59	14.817	0	
Herron	4	92	23.028	0	
W.Powell	3	77	25.732	0	
Goodwin	2	33	16.519	0	
Felton	1	5	5.0	5	0
BILLS	41	772	18.832	0	
OPPONENTS	40	688	17.249	0	

## FIELD GOALS

1-19	20-29	30-39	40-49	50+	
Carpenter	0/0	5/5	8/9	7/8	3/5
BILLS	0/0	5/5	8/9	7/8	3/5
OPPONENTS	0/0	5/5	7/7	9/10	1/5

## USUAL STARTERS

POSITION	STARTER	STARTER
WR	10	Robert Woods
LT	77	Cordy Glenn
LG	64	Richie Incognito
C	70	Eric Wood
RG	76	John Miller
RT	66	Seantrel Henderson
TE	85	Charles Clay
FB	42	Jerome Felton
QB	5	Tyrod Taylor
RB	25	LeSean McCoy
WR	14	Sammy Watkins

## DEFENSE

DEFENSE	STARTER	STARTER
LDE	94	Mario Williams
DT	97	Corbin Bryant
DT	99	Marcell Dareus
RDE	55	Jerry Hughes
MLB	52	Preston Brown
SLB	91	Manny Lawson
WLB	53	Nigel Bradham
LCB	28	Ronald Darby
RCB	24	Stephon Gilmore
DS	20	Corey Graham
DS	30	Bacarri Rambo

## PASSING

	Att	Cmp	Yds	Cmp%	Yds/Att	TD	TD%	Int	Int%	Long	Sack/Lost	Rating
Taylor	380	242	3035	63.7%	8.0	20	5.3%	6	1.6%	63	36/212	99.4
Manuel	84	52	561	61.9%	6.7	3	3.6%	3	3.6%	58†	6/45	78.5
Hogan	1	1	4	100.0%	4.0	0	0.0%	0	0.0%	4	0/0	83.3
BILLS	465	295	3600	63.4%	7.7	23	4.9%	9	1.9%	63	42/257	95.6
OPPONENTS	602	347	4097	57.6%	6.8	30	5.0%	17	2.8%	77†	21/125	83.3

# 2016 SEASON STATISTICS

7-9 | 3RD IN AFC EAST | HEAD COACH REX RYAN & ANTHONY LYNN

Date	W/L Score	Opponent	Attendance
9/11	L 7-13	at Baltimore	71,104
9/15	L 31-37	New York Jets	70,256
9/25	W 33-18	Arizona	68,647
10/2	W 16-0	at New England	86,829
10/9	W 30-19	at Los Angeles	83,679
10/16	W 45-16	San Francisco	70,003
10/23	L 25-28	at Miami	65,658
10/30	L 25-41	New England	70,442
11/7	L 25-31	at Seattle	69,084
11/20	W 16-12	at Cincinnati	61,356
11/27	W 28-21	Jacksonville	67,849
12/4	L 24-38	at Oakland	54,759
12/11	L 20-27	Pittsburgh	69,657
12/18	W 33-13	Cleveland	66,529
12/24	L 31-34	OT Miami	64,690
1/1	L 10-30	at New York Jets	78,160

## TOTAL FIRST DOWNS

	BUF	OPP
Rushing	146	122
Passing	155	183
Penalty	27	33
3rd Down: Made/Att	86/210	82/205
3rd Down Pct.	41.0	40.0
4th Down: Made/Att	8/15	4/14
4th Down Pct.	53.3	28.6

## POSSESSION AVG.

29:22 30:38

## TOTAL NET YARDS

	BUF	OPP
Avg. Per Game	354.1	357.0
Total Plays	1012	1018
Avg. Per Play	5.6	5.6

## NET YARDS RUSHING

	BUF	OPP
Avg. Per Game	164.4	133.1
Total Rushes	492	468

## NET YARDS PASSING

	BUF	OPP
Avg. Per Game	189.8	223.9
Sacked/Yards Lost	46/214	39/253
Gross Yards	3250	3835
Attempts/Completions	474/286	511/306
Completion Pct.	60.3	59.9
Had Intercepted	7	12

## PUNTS/AVERAGE

75/42.4

## NET PUNTING AVG.

75/38.1 70/36.7

## PENALTIES/YARDS

112/960 106/884

## FUMBLES/BALL LOST

15/5 23/6

## TOUCHDOWNS

	BUF	OPP
Rushing	49	41
Passing	29	21
Returns	17	19
Total	3	1

## SCORE BY PERIOD

	Q1	Q2	Q3	Q4	OT	PTS
BILLS	78	99	110	112	0	399
OPPONENTS	72	118	100	85	3	378

## SCORING

TD	R	Pa	Rt	K-PAT	FG	S	PTS
D.Carpenter	0	0	0	0	0/40	45/19	25 0 97
McCoy	14	13	1	0	0/0	0/0	0 86
Gillslee	9	8	1	0	0/0	0/0	0 54
Taylor	6	6	0	0	0/0	0/0	0 38
Clay	4	0	4	0	0/0	0/0	0 24
Hunter	4	0	4	0	0/0	0/0	0 24
Goodwin	3	0	3	0	0/0	0/0	0 18
Robey-Coleman	2	0	0	2	0/0	0/0	0 12
Watkins	2	0	2	0	0/0	0/0	0 12
Bush	1	1	0	0	0/0	0/0	0 8
Salas	1	0	1	0	0/0	0/0	0 6
A. Williams	1	0	0	1	0/0	0/0	0 6
J. Williams	1	0	0	0	0/0	0/0	0 6
Woods	1	0	1	0	0/0	0/0	0 6
O'Leary	0	0	0	0	0/0	0/0	0 2
BILLS	49	29	17	3	40/45	19/25	0 399
OPP	41	21	19	1	36/38	30/32	1 378

2-Pt Conversions: BILLS 4-4, OPP 2-3

**SACKS:**Alexander 12.5, Hughes 6, K. Williams 5, Z. Brown 4, Dareus 3.5, A. Washington 2.5, Lawson 2, Douzable 1.5, P. Brown 1, Graham 1  
**BILLS:** 39.0  
**OPP:** 46.0

## RUSHING

No.	Yds	Avg	Long	TD	
McCoy	234	1267	5.4	75t	13
Taylor	95	580	6.1	49	6
Gillslee	101	577	5.7	44t	8
J. Williams	27	94	3.5	20	1
Tate	3	48	16.0	30	0
Manuel	8	22	2.8	8	0
Schmidt	1	16	16.0	16	0
Felton	8	13	1.6	6	0
Harvin	1	11	11.0	11	0
Woods	1	6	6.0	6	0
Jones	1	-1	-1.0	-1	0
Bush	12	-3	-3	5	1
BILLS	492	2630	5.3	75t	29
OPP	468	2130	4.6	57	21

## RECEIVING

No.	Yds	Avg	Long	TD	
Clay	57	552	9.7	40t	4
Woods	51	613	12.0	34	1
McCoy	50	356	7.1	41	1
Goodwin	29	431	14.9	84t	3
Watkins	28	430	15.4	62	2
W. Powell	14	142	10.1	35	0
Hunter	10	189	18.9	64	4
O'Leary	9	114	12.7	28	0
Gillslee	9	50	5.6	18t	1
Tate	8	117	14.6	34	0
Bush	7	90	12.9	25	0
Felton	6	57	9.5	22	0
Salas	4	89	22.3	71t	1
Harvin	2	6	3.0	5	0
Christian	1	14	14.0	14	0
J. Williams	1	0	0.0	0	0
BILLS	286	3250	11.4	84t	17
OPP	306	3835	12.5	66t	19

## INTERCEPTIONS

No.	Yds	Avg	Long	TD	
Gilmore	5	135	27.0	49	0
Robey-Coleman	2	44	22.0	41t	1
White	2	0	0.0	0	0
Alexander	1	28	28.0	28	0
Z. Brown	1	0	0.0	0	0
Graham	1	0	0.0	0	0
BILLS	12	207	17.3	49	1
OPP	7	87	12.4	51	0

## PUNTING

No.	Yds	Avg	Net	TB	In	Lg	B
Schmidt	75	3183	42.4	38	1.3	20	580
BILLS	75	3183	42.4	38	1.3	20	580
OPP	70	3024	43.2	36	7.7	19	620

## PUNT RETURNS

Ret	FC	Yds	Avg	Long	TD	
Tate	26	14	301	11.6	43	0
Bush	2	2	13	6.5	13	0
W. Powell	0	1	---	---	0	0
BILLS	28	17	314	11.2	43	0
OPP	39	8	262	6.7	22	0

## KICKOFF RETURNS

No.	Yds	Avg	Long	TD	
Tate	29	662	22.8	45	0
Bush	5	103	20.6	35	0
Felton	2	18	9.0	11	0
O'Leary	2	27	13.5	14	0
Gillslee	1	19	19.0	19	0
BILLS	39	829	21.3	45	0
OPP	46	999	21.7	73	0

## FIELD GOALS

1-19	20-29	30-39	40-49	50+	
Carpenter	1/1	8/8	5/5	4/9	1/2
BILLS	1/1	8/8	5/5	4/9	1/2
OPP	0/0	5/5	13/13	7/9	5/5

## USUAL STARTERS

### OFFENSE

WR	10	Robert Woods
LT	77	Cordy Glenn
LG	64	Richie Incognito
C	70	Eric Wood
RG	76	John Miller
RT	79	Jordan Mills
TE	85	Charles Clay
QB	5	Tyrod Taylor
RB	25	LeSean McCoy
FB	42	Jerome Felton
WR	14	Sammy Watkins

### DEFENSE

DE	92	Adolphus Washington
DT	95	Kyle Williams
NT	99	Marcell Dareus
OLB	55	Jerry Hughes
MIKE	52	Preston Brown
WILL	53	Zach Brown
OLB	57	Lorenzo Alexander
LCB	28	Ronald Darby
RCB	24	Stephon Gilmore
FS	20	Corey Graham
SS	23	Aaron Williams

## PASSING

	Att	Cmp	Yds	Cmp%	Yds/Att	TD	TD%	Int	Int%	Long	Sack/Lost	Rating
Taylor	436	269	3023	61.7	6.93	17	3.9	6	1.4	84t	42/192	89.7
Manuel	26	11	131	42.3	5.04	0	0.0	0	0.0	35	3/20	58.3
Jones	11	16	96	54.5	8.73	0	0.0	1	9.1	64	1/2	46.0
J. Williams	1	0	0	0.0	0.0	0	0.0	0	0.0	0	0/0	39.6
BILLS	474	286	3250	60.3	6.86	17	3.6	7	1.5	84t	46/214	86.7
OPPONENTS	511	306	3835	59.9	7.50	19	3.7	12	2.3	66t	39/253	85.9



# 2017 SEASON STATISTICS

9-7 | 2ND IN AFC EAST | HEAD COACH SEAN MCDERMOTT

Date	W/L Score	Opponent	Attendance
9/10	W 21-12	New York Jets	68,751
9/17	L 3-9	at Carolina	74,122
9/24	W 26-16	Denver	68,865
10/1	W 23-17	at Atlanta	71,273
10/8	L 16-20	at Cincinnati	52,367
10/22	W 30-27	Tampa Bay	68,561
10/29	W 34-14	Oakland	69,599
11/2	L 21-34	at New York Jets	77,562
11/12	L 10-47	New Orleans	67,501
11/19	L 24-54	at L.A. Chargers	25,015
11/26	W 16-10	at Kansas City	74,929
12/3	L 3-23	New England	68,499
12/10	W 13-7 OT	Indianapolis	60,222
12/17	W 24-16	Miami	62,202
12/24	L 16-37	at New England	65,878
12/31	W 22-16	at Miami	65,571

### AFC WILD CARD PLAYOFF

1/7	L 3-10	at Jacksonville	69,442
-----	--------	-----------------	--------

	BUF	OPP
<b>TOTAL FIRST DOWNS</b>	278	348
Rushing	105	121
Passing	149	199
Penalty	24	28
3rd Down: Made/Att	101/241	82/214
3rd Down Pct.	41.9	38.3
4th Down: Made/Att	2/15	11/20
4th Down Pct.	13.3	55.0

<b>POSSESSION AVG.</b>	28:06	31:54
------------------------	-------	-------

	BUF	OPP
<b>TOTAL NET YARDS</b>	4842	5682
Avg. Per Game	302.6	355.1
Total Plays	1010	1066
Avg. Per Play	4.8	5.3

	BUF	OPP
<b>NET YARDS RUSHING</b>	2017	1994
Avg. Per Game	126.1	124.6
Total Rushes	487	466

	BUF	OPP
<b>NET YARDS PASSING</b>	2825	3688
Avg. Per Game	176.6	230.5
Sacked/Yards Lost	47/261	27/156
Gross Yards	3086	3844
Attempts/Completions	476/289	573/370
Completion Pct.	60.7	64.6
Had Intercepted	10	18

<b>PUNTS/AVERAGE</b>	79/44.7	62/43.1
----------------------	---------	---------

<b>NET PUNTING AVG.</b>	79/40.5	62/38.0
-------------------------	---------	---------

<b>PENALTIES/YARDS</b>	98/872	97/873
------------------------	--------	--------

<b>FUMBLES/BALL LOST</b>	17/6	25/7
--------------------------	------	------

	BUF	OPP
<b>TOUCHDOWNS</b>	31	38
Rushing	12	22
Passing	16	14
Returns	3	2

SCORE BY PERIOD	Q1	Q2	Q3	Q4	OT	PTS
BILLS	40	105	58	93	6	302
OPPONENTS	56	97	94	112	0	359

SCORING	TD	R	Pa	Rt	K-PAT	FG	S	PTS
Hauschka	0	0	0	0	29/29	29/33	-	116
McCoy	8	6	2	0	0/0	0/0	0	48
Taylor	4	4	0	0	0/0	0/0	0	24
Holmes	3	0	3	0	0/0	0/0	0	18
C. Clay	2	0	2	0	0/0	0/0	0	12
Z. Jones	2	0	2	0	0/0	0/0	0	12
Z. Jones	2	0	2	0	0/0	0/0	0	12
Benjamin	1	0	1	0	0/0	0/0	0	6
Matthews	1	0	1	0	0/0	0/0	0	6
Milano	0	0	0	1	0/0	0/0	0	6
Poyer	1	0	0	1	0/0	0/0	0	6
Tate	1	0	1	0	0/0	0/0	0	6
L. Thomas	1	0	1	0	0/0	0/0	0	6
Thompson	1	0	1	0	0/0	0/0	0	6
Tolbert	1	1	0	0	0/0	0/0	0	6
White	1	0	0	1	0/0	0/0	0	6
K. Williams	1	0	0	0	0/0	0/0	0	6
BILLS	31	12	16	3	29/28	29/33	0	302
OPP	38	22	14	2	35/36	32/35	0	359

**SACKS:** Hughes 4, Lawson 4, Alexander 3, Davis 3, Williams 3, Poyer 2, Thornton 2, Capi 1, Dareus 1, Humber 1, Washington 1, Yarbrough 1, (group) 1  
**BILLS:** 27:0  
**OPP:** 47:0

RUSHING	No.	Yds	Avg	Long	TD
McCoy	287	1138	4.0	48†	6
Taylor	84	427	5.1	32	4
Tolbert	66	247	3.7	25	1
Cadet	22	93	4.2	12	1
Webb	8	54	6.8	22	0
Murphy	7	41	5.9	25	0
Peterman	7	23	3.3	9	0
K. Williams	1	0	1.0	1†	1
K. Clay	1	0	0.0	0	0
DiMarco	2	-2	-1.0	0	0
Thompson	2	-5	-2.5	0	0
BILLS	487	2017	4.1	48†	12
OPP	466	1994	4.3	51	22

RECEIVING	No.	Yds	Avg	Long	TD
McCoy	59	448	7.6	39	4
C. Clay	49	558	11.4	44	1
Z. Jones	27	316	11.7	33	2
Thompson	27	430	15.9	46	3
Matthews	25	282	11.3	47	0
O'Leary	22	322	14.6	32	4
Benjamin	16	217	13.6	35	1
Tolbert	14	78	5.6	12	1
Cadet	13	93	7.2	16	0
Holmes	13	120	9.2	36	0
L. Thomas	7	67	9.6	22†	0
DiMarco	7	28	4.0	9	0
Tate	6	81	13.5	24	1
Murphy	2	7	3.5	5	1
K. Clay	1	28	28.0	28	0
T. Jones	1	11	11.0	11	0
BILLS	289	3086	10.7	47	16
OPP	306	3844	10.4	77†	14

INTERCEPTIONS	No.	Yds	Avg	Long	TD
Hyde	5	64	12.8	37	0
Poyer	5	33	6.6	19†	1
White	4	86	21.5	63	0
Wright	1	54	54.0	54	0
Elston	1	22	22.0	22	0
Milano	1	15	15.0	15	0
Gaines	1	1	1.0	1	0
BILLS	18	275	15.3	63	1
OPP	10	190	19.0	59†	1

PUNTING	No.	Yds	Avg	Net	TB	In	lg	B
Schmidt	79	3529	44.7	40.5	6	28	60	0
BILLS	79	3529	44.7	40.5	6	28	60	0
OPP	62	2670	43.1	38.0	5	22	58	0

PUNT RETURNS	Ref	FC	Yds	Avg	Long	TD
Tate	20	6	193	9.7	40	0
K. Clay	2	1	2	1.0	2	0
Hyde	2	6	18	9.0	12	0
BILLS	24	13	213	8.9	40	0
OPP	38	16	210	5.5	26	0

KICKOFF RETURNS	No.	Yds	Avg	Long	TD
Tate	28	548	19.6	29	0
T. Jones	2	50	20.6	27	0
DiMarco	1	24	24.0	24	0
Murphy	1	18	18.0	18	0
BILLS	32	640	20.0	29	0
OPP	31	681	22.0	61	0

FIELD GOALS	1-19	20-29	30-39	40-49	50+
Hauschka	0/0	6/6	9/9	7/9	7/9
BILLS	0/0	6/6	9/9	7/9	7/9
OPP	0/0	12/12	11/12	5/7	4/4

### USUAL STARTERS

#### OFFENSE

WR	11	Zay Jones
LT	73	Dion Dawkins
LG	64	Richie Incognito
C	70	Eric Wood
RG	62	Vladimir Ducasse
RT	79	Jordan Mills
TE	85	Charles Clay
QB	5	Tyrod Taylor
RB	25	LeSean McCoy
FB	42	Pat DiMarco
WR	10	Deonte Thompson

#### DEFENSE

DE	55	Jerry Hughes
DT	95	Kyle Williams
DT	92	Adolphus Washington
DE	90	Shaq Lawson
MLB	52	Preston Brown
LB	57	Lorenzo Alexander
LB	50	Ramon Humber
LCB	27	Tre'Davious White
RCB	24	E.J. Gaines
FS	21	Jordan Poyer
SS	23	Micah Hyde

PASSING	Att	Cmp	Yds	Cmp%	Yds/Att	TD	TD%	Int	Int%	Long	Sack/Lost	Rating
Taylor	420	263	2799	62.6	6.66	14	3.3	4	1.0	47	46/256	89.2
Peterman	49	24	252	49.0	5.14	2	4.1	5	10.2	21	1/5	38.4
Webb	7	2	35	28.6	5.00	0	0.0	1	14.3	34	0/0	8.3
TEAM	476	289	3086	60.7	6.48	16	3.4	10	2.1	47	47/261	82.1
OPPONENTS	573	370	3844	64.6	6.71	14	2.4	18	3.1	77†	27/156	78.9



# 2018 SEASON STATISTICS

6-10 | 3RD IN AFC EAST | HEAD COACH SEAN McDERMOTT

Date	W/L Score	Opponent	Attendance
9/9	L 3-47	at Baltimore	70,591
9/16	L 20-31	L.A. Chargers	69,187
9/23	W 27-6	at Minnesota	66,800
9/30	L 0-22	at Green Bay	78,312
10/7	W 13-12	Tennessee	68,202
10/14	L 13-20	at Houston	71,638
10/21	L 5-37	at Indianapolis	56,848
10/29	L 6-25	New England	70,109
11/4	L 9-41	Chicago	68,749
11/11	W 41-10	at New York Jets	77,982
11/25	W 24-21	Jacksonville	57,799
12/2	L 17-21	at Miami	65,155
12/9	L 23-27	New York Jets	59,119
12/16	W 14-13	Detroit	59,110
12/23	L 12-24	at New England	65,878
12/30	W 42-17	Miami	65,420

### TOTAL FIRST DOWNS

	BUF	OPP
Rushing	108	111
Passing	137	157
Penalty	38	25
3rd Down: Made/Att	68/215	74/203
3rd Down Pct.	31.6	36.5
4th Down: Made/Att	7/18	6/11
4th Down Pct.	38.9	54.5

### POSSESSION AVG.

30:29	29:31
-------	-------

### TOTAL NET YARDS

	BUF	OPP
Avg. Per Game	298.6	294.1
Total Plays	1008	968
Avg. Per Play	4.7	4.9

### NET YARDS RUSHING

	BUF	OPP
Avg. Per Game	124.0	114.9
Total Rushes	468	440

### NET YARDS PASSING

	BUF	OPP
Avg. Per Game	279.4	286.7
Sacked/Yards Lost	41/288	36/217
Gross Yards	3082	3084
Attempts/Completions	499/271	492/313
Completion Pct.	54.3	63.6
Had Intercepted	23	16

### PUNTS/AVERAGE

82/42.8	80/44.4
---------	---------

### NET PUNTING AVG.

82/37.5	80/40.9
---------	---------

### PENALTIES/YARDS

116/992	99/976
---------	--------

### FUMBLES/BALL LOST

23/9	30/11
------	-------

### TOUCHDOWNS

	BUF	OPP
Rushing	15	17
Passing	13	22
Returns	1	5

### SCORE BY PERIOD

	Q1	Q2	Q3	Q4	OT	PTS
BILLS	80	52	63	74	0	269
OPPONENTS	64	168	40	102	0	374

### SCORING

TD	R	Pa	Rt	K-PAT	FG	S	PTS
Hauschka	0	0	0	0	25/26	22/28	-91
Allen	8	8	0	0	0/0	0/0	0 48
Z. Jones	7	0	7	0	0/0	0/0	1 24
McCoy	3	3	0	0	0/0	0/0	0 18
Foster	3	0	3	0	0/0	0/0	0 18
McKenzie	2	2	0	0	0/0	0/0	0 12
Croom	2	0	1	1	0/0	0/0	0 12
Dawkins	1	0	1	0	0/0	0/0	0 6
Peterman	1	1	0	0	0/0	0/0	0 6
Ivory	1	1	0	0	0/0	0/0	0 6
Benjamin	1	0	1	0	0/0	0/0	0 6
BILLS	29	15	13	1	25/26	22/28	1 269
OPP	44	17	22	5	36/39	24/27	1 374

**SACKS:** Hughes 7, Alexander 6.5, Williams 5, Lawson 4, T.Murphy 4, Poyer 2, Edmunds 2, Bush 1.5, Neal 1, Stanford 1, Milano 1, T.Johnson 1

**BILLS:** 36.0  
**OPP:** 41.0

### RUSHING

No.	Yds	Avg	Long	TD	
Allen	89	631	7.1	45	8
McCoy	161	514	3.2	28	3
Ivory	115	385	3.3	21	1
M.Murphy	52	250	4.8	30	0
Ford	21	79	3.8	11	0
McKenzie	10	66	6.6	15	2
Peterman	10	50	5.0	24	1
DiMarco	1	9	9.0	9	0
McCloud	2	4	2.0	7	0
Z. Jones	1	0	0.0	0	0
Bojorquez	1	0	0.0	0	0
Anderson	1	-1	-1.0	-1	0
Pryor	1	-1	-1.0	-1	0
Barkley	3	-2	-0.7	0	0
BILLS	468	1984	4.2	45	15
OPP	440	1839	4.2	43	17

### RECEIVING

No.	Yds	Avg	Long	TD	
Z. Jones	56	652	11.6	57	7
McCoy	34	238	7.0	24	0
Foster	27	541	20.0	75	3
Benjamin	23	354	15.4	40	1
Croom	22	259	11.8	26	1
Clay	21	184	8.8	21	0
McKenzie	18	179	9.9	23	0
Ivory	13	205	15.8	55	1
Holmes	12	157	13.1	24	0
L. Thomas	12	77	6.4	24	0
M. Murphy	11	26	2.4	8	0
McCloud	5	36	7.2	16	0
DiMarco	3	62	20.7	38	1
D. Thompson	3	37	12.3	14	1
Ford	3	21	7.0	8	0
Pryor	2	17	8.5	11	0
Kerley	2	7	3.5	4	0
Williams	1	9	9.0	9	0
C. Phillips	1	9	9.0	9	0
Dawkins	1	7	7.0	7	0
Lee	1	5	5.0	5	0
Hauschka	0	0	0	0	0
T. Jones	0	0	0	0	0
Allen	0	0	0	0	0
BILLS	271	3082	11.4	75	13
OPP	313	3084	9.9	43	22

### INTERCEPTIONS

No.	Yds	Avg	Long	TD	
Poyer	4	11	2.8	11	0
Milano	5	41	13.7	29	0
White	2	37	18.5	37	0
Edmunds	2	19	9.5	17	0
Hyde	2	16	8.0	16	0
Alexander	2	9	4.5	8	0
T. Johnson	1	0	0.0	0	0
BILLS	16	133	8.3	37	0
OPP	23	347	15.1	84	4

### PUNTING

No.	Yds	Avg	Net	Tb	In	Lg	B	
Bojorquez	45	2028	45.1	39.4	4	22	60	1
Darr	20	809	40.5	36.3	1	5	55	0
Schmidt	16	676	42.3	33.8	2	4	55	0
BILLS	82	3513	42.8	37.5	7	31	60	1
OPP	80	3555	44.4	40.9	4	31	70	0

### PUNT RETURNS

Ret	FC	Yds	Avg	Long	TD	
McKenzie	14	3	87	6.2	21	0
Hyde	9	10	75	8.3	31	0
McCloud	4	2	20	5.0	13	0
M. Murphy	2	2	15	7.5	9	0
Kerley	2	0	10	5.0	6	0
BILLS	31	17	207	6.7	31	0
OPP	34	18	297	8.7	51	0

### KICKOFF RETURNS

No.	Yds	Avg	Long	TD	
M. Murphy	13	324	24.9	49	0
McKenzie	12	237	19.8	33	0
Bolden	5	116	23.2	28	0
T. Jones	5	89	17.8	27	0
Thomas	1	23	23.0	23	0
McCloud	1	18	18.0	18	0
C. Thompson	1	0	0.0	0	0
BILLS	38	807	21.2	49	0
OPP	34	754	22.2	86	0

### FIELD GOALS

	1-19	20-29	30-39	40-49	50+
Hauschka	0/0	3/3	8/8	7/10	4/7
BILLS	0/0	3/3	8/8	7/10	4/7
OPP	0/0	9/9	6/6	4/6	5/6

### USUAL STARTERS

#### OFFENSE

WR	11	Zay Jones
LT	73	Dion Dawkins
LG	62	Vladimir Ducasse
C	66	Russell Bodine
RG	76	John Miller
RT	79	Jordan Mills
TE	85	Charles Clay
QB	17	Josh Allen
RB	25	LeSean McCoy
FB	42	Pat DiMarco
WR	13	Kelvin Benjamin

#### DEFENSE

DE	55	Jerry Hughes
DT	95	Kyle Williams
DT	98	Star Lotulelei
DE	93	Star Lotulelei
MLB	49	Tremaine Edmunds
LB	58	Matt Milano
LB	57	Lorenzo Alexander
LCB	27	Tre'Davious White
RCB	47	Levi Wallace
FS	21	Jordan Poyer
SS	23	Micah Hyde

### PASSING

	Att	Cmp	Yds	Cmp%	Yds/Att	TD	TD%	Int	Int%	Long	Sack/Lost	Rating
Allen	320	169	2074	52.8	6.5	10	3.1	12	3.8	75	28/213	67.9
Anderson	70	42	465	60.0	6.6	0	0.0	4	5.7	40	5/33	56.0
Peterman	81	44	296	54.3	3.7	1	1.2	7	8.6	26	7/34	30.7
Barkley	25	15	232	60.0	9.3	2	8.0	0	0.0	47	1/8	117.4
L. Thomas	1	1	15	100.0	15.0	0	0.0	0	0.0	15	0/0	118.8
Bojorquez	1	0	0	0.0	0.0	0	0.0	0	0.0	0	0/0	39.6
Z. Jones	1	0	0	0.0	0.0	0	0.0	0	0.0	0	0/0	39.6
TEAM	476	289	3086	60.7	6.48	16	3.4	10	2.1	47	47/261	82.1



# 2019 SEASON STATISTICS

10-6 | 2ND IN AFC EAST | HEAD COACH SEAN McDERMOTT

Date	W/L Score	Opponent	Attendance
9/8	W 17-16	at N.Y. Jets	78,523
9/15	W 28-14	at N.Y. Giants	74,569
9/22	W 21-17	Cincinnati	69,448
9/29	L 10-16	New England	70,317
10/6	W 14-7	at Tennessee	66,910
10/20	W 31-21	Miami	68,340
10/27	L 13-31	Philadelphia	69,435
11/3	W 24-9	Washington	67,685
11/10	L 16-19	at Cleveland	67,431
11/17	W 37-20	at Miami	64,187
11/24	W 20-3	Denver	67,338
11/28	W 26-15	at Dallas	90,445
12/8	L 17-24	Baltimore	69,134
12/15	W 17-10	at Pittsburgh	64,694
12/21	L 17-24	at New England	65,878
12/29	L 6-13	N.Y. Jets	69,016

**AFC WILD CARD PLAYOFF**  
1/4 L 19-22 at Houston 71,699

**TOTAL FIRST DOWNS**

Rushing	314	295
Passing	120	93
Penalty	162	169
3rd Down: Made/Att	32	33
3rd Down Pct.	76/212	76/212
4th Down: Made/Att	35.8	35.8
4th Down Pct.	8/18	8/21
4th Down Pct.	44.4	38.1

**POSSESSION AVG.** 29:59 30:01

**TOTAL NET YARDS**

Avg. Per Game	5283	4772
Total Plays	330.2	298.3
Total Yards	1018	985
Avg. Per Play	5.2	4.8

**NET YARDS RUSHING**

Avg. Per Game	2054	1649
Total Rushes	128.4	103.1
Total Rushes	465	388

**NET YARDS PASSING**

Avg. Per Game	3229	3123
Sacked/Yards Lost	201.8	195.2
Gross Yards	40/247	44/298
Attempts/Completions	3476	3421
Completion Pct.	513/299	553/348
Had Intercepted	58.3	62.9
Had Intercepted	12	14

**PUNTS/AVERAGE** 80/41.4 84/44.7

**NET PUNTING AVG.** 80/37.7 84/40.8

**PENALTIES/YARDS** 117/927 94/815

**FUMBLES/BALL LOST** 23/7 24/9

**TOUCHDOWNS**

Rushing	35	30
Passing	13	12
Returns	21	15
Returns	1	3

**SCORE BY PERIOD**

	Q1	Q2	Q3	Q4	OT	PTS
BILLS	43	107	55	109	0	314
OPPONENTS	52	61	66	80	0	259

**SCORING**

TD	R	Pa	Rt	K-PAT	FG	S	PTS
Hauschka	0	0	0	30/32	22/28	0	96
Allen	9	9	0	0/0	0/0	0	56
Beasley	6	0	6	0/0	0/0	0	40
Brown	6	0	6	0/0	0/0	0	36
Singletary	4	2	2	0/0	0/0	0	24
Gore	2	2	0	0/0	0/0	0	12
Knox	2	0	2	0/0	0/0	0	12
Dawkins	1	0	1	0/0	0/0	0	6
Hyde	1	0	0	1/0	0/0	0	6
Kroft	1	0	1	0/0	0/0	0	6
McKenzie	1	0	1	0/0	0/0	0	6
Smith	1	0	1	0/0	0/0	0	6
Williams	1	0	1	0/0	0/0	0	6
Edmunds	0	0	0	0/0	0/0	1	2
BILLS	35	13	21	1	30/32	22/28	1314
OPP	30	12	15	3	21/25	16/26	1259

2-Pt Conversions: **BILLS** 3-3, **OPP** 4-5

**SACKS:** J. Phillips 9.5, Lawson 6.5, T. Murphy 5, Oliver 5, Hughes 4.5, L. Alexander 2, Lotulelei 2, Edmunds 1.5, Milano 1.5, D. Johnson 1, K. Johnson 1, Ta. Johnson 1, Luegert LG 1, Luegert TM 1, Poyer 1, White 1, H. Phillips 0.5  
**BILLS:** 44.0  
**OPP:** 40.0

**RUSHING**

No.	Yds	Avg	Long	TD	
Singletary	151	775	5.1	38	2
Gore	166	599	3.6	41	2
Allen	109	510	4.7	36	9
Yeldon	17	63	3.7	12	0
McKenzie	8	49	6.1	16	0
Foster	2	29	14.5	22	0
Knox	1	9	9.0	9	0
Brown	2	7	3.5	4	0
DiMarco	3	7	2.3	4	0
Roberts	1	7	7.0	7	0
Perry	3	3	1.0	6	0
Barkley	2	-4	-2.0	0	0
BILLS	465	2054	4.4	41	13
OPP	388	1649	4.3	65†	12

**RECEIVING**

No.	Yds	Avg	Long	TD	
Brown	72	1060	14.7	53†	6
Beasley	67	778	11.6	51	6
Singletary	29	194	6.7	49	2
Knox	28	388	13.9	49	2
McKenzie	27	254	9.4	46	1
Yeldon	13	124	9.5	23	0
Gore	13	100	7.7	18	0
Williams	12	166	13.8	41	1
Sweeney	8	114	14.3	29	0
Jones	7	69	9.9	23	0
Kroft	6	71	11.8	20	1
DiMarco	5	31	8.2	27	0
Smith	4	31	7.8	9	1
Foster	3	64	21.3	24	0
Roberts	3	20	6.7	7	0
Dawkins	1	1	1.0	1	1
Perry	1	1	1.0	1	0
BILLS	299	3476	11.6	53†	21
OPP	348	3421	9.8	61†	15

**INTERCEPTIONS**

No.	Yds	Avg	Long	TD	
White	6	57	9.5	49	0
Wallace	2	2	1.0	2	0
Poyer	2	0	0.0	0	0
Edmunds	1	0	0.0	0	0
Hyde	1	0	0.0	0	0
Lotulelei	1	0	0.0	0	0
T. Murphy	1	0	0.0	0	0
BILLS	14	59	4.2	49	0
OPP	12	159	13.3	33	1

**PUNTING**

No.	Yds	Avg	Net	TB	Ln	Lg	B
Bojarquez	79	3313	41.9	37.7	7	34	67
BILLS	79	3313	41.9	37.7	7	34	67
OPP	84	3751	44.7	40.8	4	27	63

**PUNT RETURNS**

Ref	FC	Yds	Avg	Long	TD	
Roberts	28	15	223	8.0	22	0
Hyde	3	5	16	5.3	10	0
McKenzie	1	1	4	4.0	4	0
BILLS	32	21	243	7.6	22	0
OPP	18	26	157	8.7	60	0

**KICKOFF RETURNS**

No.	Yds	Avg	Long	TD	
Roberts	25	664	26.6	66	0
McKenzie	3	65	21.7	24	0
Hyde	2	47	23.5	45†	1
DiMarco	1	24	24.0	24	0
Perry	1	2	2.0	2	0
BILLS	32	802	25.1	66	1
OPP	30	691	23.0	101†	1

**FIELD GOALS**

1-19	20-29	30-39	40-49	50+	
Hauschka	0/0	5/5	7/8	9/10	1/5
[43G]([34G, 45G, 62N])([46G, 49N])([39G, 43G, 45G]([53N])([42G])([34N, 53N])([51G, 34G, 21G])([39G, 23G]([50N, 41G, 26G])([36G, 47G, 48G])([36G])([35G])([28G, 29G])					
BILLS	0/0	5/5	7/8	9/10	1/5
OPP	0/0	4/4	6/10	5/8	1/4

**USUAL STARTERS**

**OFFENSE**

WR	10	Cole Beasley
LT	73	Dion Dawkins
LG	67	Quinton Spain
C	60	Mitch Morse
RG	76	Jon Feliciano
RT	70	Cody Ford
TE	88	Dawson Knox
QB	17	Josh Allen
RB	26	Devin Singletary
FB	19	Pat DiMarco
WR	15	John Brown

**DEFENSE**

DE	55	Jerry Hughes
DT	97	Jordan Phillips
DT	98	Star Lotulelei
DE	93	Trent Murphy
MLB	49	Tremaine Edmunds
LB	58	Matt Milano
LB	57	Lorenzo Alexander
LCB	27	Tre'Davious White
RCB	47	Levi Wallace
FS	21	Jordan Poyer
SS	23	Micah Hyde

**PASSING**

	Att	Cmp	Yds	Cmp%	Yds/Att	TD	TD%	Int	Int%	Long	Sack/Lost	Rating
Allen	461	271	3089	58.8	6.70	20	4.3	9	2.0	53†	38/237	85.3
Barkley	51	27	359	52.9	7.04	0	0.0	3	5.9	41	2/10	51.0
Brown	1	1	28	100.0	28.00	1	100.0	0	0.0	28†	0/0	158.3
TEAM	513	299	3476	58.3	6.78	21	4.1	12	2.3	53†	40/247	82.8
OPPONENTS	553	348	3421	62.9	6.19	15	2.7	14	2.5	61†	4/298	78.8



# 2020 SEASON STATISTICS

13-3 | 1ST IN AFC EAST | HEAD COACH SEAN MCDERMOTT

Date	W/L Score	Opponent	Attendance
9/13	W 27-17	N.Y. Jets	N/A
9/20	W 31-28	at Miami	11,075
9/27	W 35-32	L.A. Rams	N/A
10/04	W 30-23	at Las Vegas	N/A
10/13	L 16-42	at Tennessee	8,403
10/19	L 17-26	Kansas City	N/A
10/25	W 18-10	at N.Y. Jets	N/A
11/01	W 24-21	New England	N/A
11/08	W 44-34	Seattle	N/A
11/15	L 30-32	at Arizona	4,200
11/29	W 27-17	L.A. Chargers	N/A
12/07	W 34-24	at San Francisco	N/A
12/13	W 26-15	Pittsburgh	N/A
12/19	W 48-19	at Denver	N/A
12/28	W 38-9	at New England	N/A
1/03	W 56-26	Miami	N/A

**AFC WILD CARD PLAYOFF**  
1/9 W 27-24 Indianapolis 6,722

**AFC DIVISIONAL PLAYOFF**  
1/16 W 17-3 Baltimore 6,722

**AFC CHAMPIONSHIP**  
1/24 L 24-38 at Kansas City 16,993

	BUF	OPP
<b>TOTAL FIRST DOWNS</b>	397	351
Rushing	119	125
Passing	240	199
Penalty	38	27
3rd Down: Made/Att	93/187	76/191
3rd Down Pct.	49.7	39.8
4th Down: Made/Att	8/10	11/19
4th Down Pct.	80.0	57.9

**POSSESSION AVG.** 31:45 28:15

	6343	5640
<b>TOTAL NET YARDS</b>	6343	5640
Avg. Per Game	396.4	352.5
Total Plays	1034	1025
Avg. Per Play	6.1	5.5

	1723	1914
<b>NET YARDS RUSHING</b>	1723	1914
Avg. Per Game	107.7	119.6
Total Rushes	411	414

	4620	3726
<b>NET YARDS PASSING</b>	4620	3726
Avg. Per Game	288.8	232.9
Sacked/Yards Lost	27/166	38/220
Gross Yards	4786	3946
Attempts/Completions	596/410	573/369
Completion Pct.	68.8	64.4
Had Intercepted	11	15

**PUNTS/AVERAGE** 41/50.8 63/46.0

**NET PUNTING AVG.** 41/44.0 63/39.5

**PENALTIES/YARDS** 102/941 86/728

**FUMBLES/BALL LOST** 18/11 22/11

	60	44
<b>TOUCHDOWNS</b>	60	44
Rushing	16	21
Passing	40	23
Returns	4	0

SCORE BY PERIOD	Q1	Q2	Q3	Q4	OT	PTS
BILLS	90	175	92	144	0	501
OPPONENTS	49	97	101	128	0	375

SCORING	TD	Ru	Pa	Rt	K-PAT	FG	S	PTS
Bass	0	0	0	0	57/59	28/34	0	141
Allen	9	8	1	0			0	54
Diggs	8	0	8	0			0	48
Davis	7	0	7	0			0	42
McKenzie	6	0	5	1			0	36
Moss	5	4	1	0			0	30
Beasley	4	0	4	0			0	24
Brown	3	0	3	0			0	18
Knox	3	0	3	0			0	18
Kroft	3	0	3	0			0	18
Singletonary	2	2	0	0			0	12
L. Smith	2	2	0	0			0	12
A. Williams	2	2	0	0			0	12
Gilliam	1	0	1	0			0	6
Hughes	1	0	0	1			0	6
T. Johnson	1	0	0	1			0	6
Kumerow	1	0	1	0			0	6
Norman	1	0	0	1			0	6
Yeldon	1	0	1	0			0	6
BILLS	60	16	40	4	57/59	28/34	0	501
OPP	44	21	23	0	32/37	23/25	0	375

2-Pt Conversions: BILLS 0-1, OPP 5-7

**SACKS:** Addison 5, Klein 5, Hughes 4.5, Milano 3.5, Jefferson 3, Oliver 3, Edmunds 2, Murphy 2, Poyer 2, Marlowe 1.5, White 1.5, Dodson 1, Epenesa 1, D. Johnson 1, Johnson 1, Zimmer 1  
BILLS: 38.0  
OPP: 27.0

RUSHING	No.	Yds	Avg	Long	TD
Singletonary	156	687	4.4	51t	2
Moss	112	481	4.3	31	4
Allen	102	421	4.1	24t	8
Yeldon	10	70	7.0	34	2
A. Williams	12	63	5.3	18t	2
McKenzie	10	9	0.9	14	0
Diggs	1	1	1.0	1	0
Davis	1	0	0.0	0	0
Roberts	1	-3	-3.0	-3	0
Barkley	6	-6	-1.0	-1	0
BILLS	411	1723	4.2	51t	16
OPP	414	1914	4.6	33	21

RECEIVING	No.	Yds	Avg	Long	TD
Diggs	127	1535	12.1	55	8
Beasley	82	967	11.8	35	4
Singletonary	38	269	7.1	34	0
Davis	35	599	17.1	56t	7
Brown	33	458	13.9	46t	3
McKenzie	30	282	9.4	46	5
Knox	24	288	12.0	36	3
Moss	14	95	6.8	20	1
Kroft	12	119	9.9	38	3
L. Smith	4	35	8.8	27	2
Roberts	4	34	8.5	16	0
Gilliam	2	16	8.0	15	1
Kumerow	1	22	22.0	22t	1
Yeldon	1	22	22.0	22t	1
A. Williams	1	20	20.0	20	0
Neal	1	13	13.0	13	0
Allen	1	12	12.0	12t	1
BILLS	410	4786	11.7	56t	40
OPP	369	3946	10.7	69t	23

INTERCEPTIONS	No.	Yds	Avg	Long	TD
White	3	28	9.3	28	0
Marlowe	2	39	19.5	23	0
Poyer	2	14	7.0	14	0
Wallace	2	0	0.0	0	0
T. Johnson	1	51	51.0	51t	1
Hyde	1	33	33.0	33	0
Norman	1	16	16.0	16t	1
Jackson	1	6	6.0	6	0
Milano	1	0	0.0	0	0
Hughes	1	-3	-3.0	-3	0
BILLS	15	184	12.3	51t	2
OPP	11	139	12.6	68	0

PUNTING	No.	Yds	Avg	Net	TB	In	Lg	B
Bojorquez	41	2082	50.8	44.0	7	18	72	0
BILLS	41	2082	50.8	44.0	7	18	72	0
OPP	63	2896	46.0	39.5	2	21	64	0

PUNT RETURNS	Ret	Yds	Avg	Long	TD	
Roberts	29	12	286	9.9	38	0
Hyde	1	0	0.0	0	0	
McKenzie	1	1	84	84	84t	1
BILLS	31	13	370	11.9	84t	1
OPP	16	6	138	8.6	40	0

KICKOFF RETURNS	No.	Yds	Avg	Long	TD
Roberts	32	961	30.0	60	0
McKenzie	2	32	16.0	27	0
Hyde	1	3	3.0	3	0
J. Johnson	1	-1	-1.0	-1	0
BILLS	36	995	27.6	60	0
OPP	30	537	17.9	35	0

FIELD GOALS	1-19	20-29	30-39	40-49	50+
Bass	1/1	9/9	6/9	8/9	4/6
(38N, 34N, 22G, 19G)(39G)(34G)(43G)(48G, 52N)					
(45N, 53G, 48G, 46G, 37G, 37N, 29G, 40G)(28G)(44G, 61N, 22G, 31G)(54G, 55G, 58G)(45G, 43G)(37G, 28G)					
(34G, 23G)(27G, 27G)(22G)(31G)(52G, 45G)					
(53N, 30G)(54G, 39G, 25G)(37G, 30G)(29G)(43G, 33G)					
(45G, 44G)(23G, 42G, 21G, 45G)(27G)(45G)(51N)					
(45G)(49G, 32G)					
BILLS	1/1	9/9	6/9	8/9	4/6
OPP	0/0	5/5	7/7	9/9	2/4

**USUAL STARTERS**

OFFENSE		
WR	10	Cole Beasley
LT	73	Dion Dawkins
LG	65	Ike Boettger
C	60	Mitch Morse
RG	76	Jon Feliciano
RT	70	Daryl Williams
TE	88	Dawson Knox
QB	17	Josh Allen
RB	26	Devin Singletonary
WR	13	Gabriel Davis
WR	14	Stefon Diggs

DEFENSE		
DE	55	Jerry Hughes
DT	94	Vernon Butler
DT	91	Ed Oliver
DE	97	Mario Addison
LB	49	Tremaine Edmunds
LB	58	Matt Milano
NCB	24	Taron Johnson
LCB	27	Tre'Davious White
RCB	47	Levi Wallace
FS	21	Jordan Poyer
SS	23	Micah Hyde

PASSING	Att	Cmp	Yds	Cmp%	Yds/Att	TD	TD%	Int	Int%	Long	Sack/Lost	Rating
Allen	572	396	4544	69.2	7.94	37	6.5	10	1.7	55	26/159	107.2
Barkley	21	11	197	52.4	9.38	1	4.8	1	4.8	56t	1/7	80.9
Beasley	1	1	20	100.0	20.0	1	100.0	0	0.0	20t	0/0	158.3
J. Johnson	1	1	13	100.0	13.0	0	0.0	0	0.0	13	0/0	118.8
McKenzie	1	1	12	100.0	12.0	1	100.0	0	0.0	12	0/0	156.3
TEAM	596	410	4786	68.8	8.03	40	6.7	11	1.8	56t	27/166	107.6
OPPONENTS	573	369	3946	64.4	6.89	23	4.0	15	2.6	69t	38/220	86.9



# 2021 SEASON STATISTICS

11-6 | 1ST IN AFC EAST | HEAD COACH SEAN MCDERMOTT

Date	W/L Score	Opponent	Attendance
9/12	L 16-23	Pittsburgh	69,787
9/19	W 35-0	at Miami	65,040
9/26	W 43-21	Washington	68,434
10/03	W 40-0	Houston	68,087
10/10	W 38-20	at Kansas City	73,389
10/18	L 31-34	at Tennessee	69,419
10/31	W 26-11	vs. Miami	69,355
11/07	L 6-9	at Jacksonville	63,110
11/14	W 45-17	at N.Y. Jets	77,625
11/21	L 15-41	Indianapolis	69,866
11/25	W 31-6	at New Orleans	69,170
12/06	L 10-14	New England	69,694
12/12	L 27-33	at Tampa Bay	65,655
12/19	W 31-14	Carolina	65,398
12/26	W 33-21	at New England	65,878
1/02	W 29-15	Atlanta	64,948
1/09	W 27-10	N.Y. Jets	64,783

**AFC WILD CARD PLAYOFF**  
1/15 W 47-17 New England 69,188

**AFC DIVISIONAL PLAYOFF**  
1/23 L 36-42 Kansas City 73,242

TOTAL FIRST DOWNS	BUF	OPP
Rushing	134	108
Passing	236	138
Penalty	28	39
3rd Down: Made/Att	103/222	66/214
3rd Down Pct.	46.4	30.8
4th Down: Made/Att	11/22	16/35
4th Down Pct.	50.0	45.7

**POSSESSION AVG.** 31:34 28:26

TOTAL NET YARDS	BUF	OPP
Avg. Per Game	381.9	272.8
Total Plays	1143	1014
Avg. Per Play	5.7	4.6

NET YARDS RUSHING	2209	1866
Avg. Per Game	129.9	109.8
Total Rushes	461	442

NET YARDS PASSING	4284	2771
Avg. Per Game	252.0	163.0
Sacked/Yards Lost	27/166	42/276
Gross Yards	4450	3047
Attempts/Completions	655/415	530/297
Completion Pct.	63.4	56.0
Had Intercepted	16	19

**PUNTS/AVERAGE** 53/42.1 75/45.3

**NET PUNTING AVG.** 53/37.6 75/39.7

**PENALTIES/YARDS** 113/980 102/844

**FUMBLES/BALL LOST** 24/6 23/11

TOUCHDOWNS	57	32
Rushing	20	19
Passing	36	12
Returns	1	1

SCORE BY PERIOD	Q1	Q2	Q3	Q4	OT	PTS
BILLS	102	123	107	151	0	483
OPPONENTS	37	115	37	94	6	289

SCORING	TD	Ru	Pa	Rt	K-PAT	FG	S	PTS
Bass	0	0	0	0	51/51	28/32	0	135
Diggs	100	100					0	60
Knox	9	0	0	0			0	54
Singletary	8	7	1	0			0	48
Allen	6	6	0	0			0	40
Davis	6	0	6	0			0	36
Moss	5	4	1	0			0	30
Sanders	4	0	4	0			0	24
Breida	3	1	2	0			0	18
McKenzie	2	1	1	0			0	12
Beasley	1	0	1	0			0	8
Hyde	1	0	0	1			0	6
Sweeney	1	0	1	0			0	6
Trubisky	1	1	0	0			0	6
BILLS	57	20	36	1	51/51	28/32	0	483
OPP	32	19	12	26/26	21/23	1	289	

2-P Conversion: BILLS 0-1, OPP 5-7

**SACKS:** Addison 7, Oliver 4, Rousseau 4, Obada 3.5, T. Johnson 3, Lotulelei 3, Milano 3, Poyer 3, Basham Jr. 2.5, Hughes 2, Epenesa 1.5, Ankou LG 1, Ankou TM 1, Hyde 1, Phillips 1, Zimmer 1, (group) 1, White 0.5  
BILLS: 42.0  
OPP: 27.0

RUSHING	No.	Yds	Avg	Long	TD
Singletary	188	870	4.6	46t	7
Allen	122	763	6.3	34	6
Moss	96	345	3.6	17	4
Breida	26	125	4.8	28	1
McKenzie	9	47	5.2	10	1
Sanders	2	31	15.5	24	0
Trubisky	13	24	1.8	22	1
Knox	0	4	---	4	0
Gilliam	3	3	1.0	2	0
Webb	2	-3	-1.5	-1	0
BILLS	461	2209	4.8	46t	20
OPP	442	1866	4.2	76t	19

RECEIVING	No.	Yds	Avg	Long	TD
Diggs	103	1225	11.9	61	10
Beasley	82	693	8.5	29t	1
Knox	49	587	12.0	53t	9
Sanders	42	626	14.9	41	4
Singletary	40	228	5.7	19	1
Davis	35	549	15.7	49	6
Moss	23	197	8.6	24	1
McKenzie	20	178	8.9	28	1
Sweeney	9	44	4.9	13	1
Breida	7	72	10.3	23t	2
Gilliam	3	23	7.7	8	0
Kumerow	2	28	14.0	15	0
BILLS	415	4450	10.7	61	36
OPP	297	3047	10.3	73t	12

INTERCEPTIONS	No.	Yds	Avg	Long	TD
Poyer	5	87	17.4	26	0
Hyde	5	59	11.8	26t	1
Wallace	2	29	14.5	15	0
J. Johnson	1	25	25.0	25	0
Matakevich	1	15	15.0	15	0
Klein	1	12	12.0	12	0
Edmunds	1	4	4.0	4	0
T. Johnson	1	4	4.0	4	0
Rousseau	1	3	3.0	3	0
White	1	0	0.0	0	0
BILLS	19	238	12.5	26t	1
OPP	16	151	9.4	32	0

PUNTING	No.	Yds	Avg	Net	TB	In	Lg	B
Haack	52	2230	42.9	37.6	7	18	63	1
BILLS	52	2230	42.9	37.6	7	18	63	1
OPP	75	3394	45.3	39.7	5	16	71	1

PUNT RETURNS	Ret	FC	Yds	Avg	Long	TD
McKenzie	19	6	147	7.7	26	0
Stevenson	14	1	132	9.4	19	0
Hyde	4	0	37	9.3	17	0
BILLS	37	7	316	8.5	26	0
OPP	17	11	96	5.6	16	0

KICKOFF RETURNS	No.	Yds	Avg	Long	TD
McKenzie	24	584	24.3	75	0
Stevenson	7	165	23.6	31	0
Breida	1	27	27.0	27	0
T. Jones	1	14	14.0	14	0
BILLS	34	790	23.2	75	0
OPP	41	739	18.0	33	0

FIELD GOALS	1-19	20-29	30-39	40-49	50+
Bass	0/0	15/15	7/8	4/5	2/4
(37G, 25G, 42G)(53N)(21G, 48G, 29G)(33G, 26G					
21G, 28G)(30G)(24G, 28G, 52G)(57G, 39G)(24G, 41G)					
(29G)(57N, 49N)(34G)(35G, 33N)(21G, 25G)(26G)(25G,					
34G)(41G, 21G)					
BILLS	0/0	15/15	7/8	4/5	2/4
OPP	0/0	7/7	6/7	5/6	3/3

USUAL STARTERS		
OFFENSE		
WR	1	Emmanuel Sanders
LT	73	Dion Dawkins
LG	65	Ike Boettger
C	60	Mitch Morse
RG	75	Daryl Williams
RT	79	Spencer Brown
TE	88	Dawson Knox
QB	17	Josh Allen
RB	26	Devin Singletary
FB	41	Reggie Gilliam
WR	14	Stefon Diggs

DEFENSE		
DE	55	Jerry Hughes
DT	99	Harrison Phillips
DT	91	Ed Oliver
DE	50	Greg Rousseau
LB	49	Tremaine Edmunds
LB	58	Matt Milano
NCB	24	Taron Johnson
LCB	27	Tre'Davious White
RCB	47	Levi Wallace
FS	21	Jordan Poyer
SS	23	Micah Hyde

PASSING	Att	Cmp	Yds	Cmp%	Yds/Att	TD	TD%	Int	Int%	Long	Sack/Lost	Rating
Allen	646	409	4407	63.3	6.82	36	5.6	15	2.3	61	26/164	92.2
Trubisky	8	6	43	75.0	5.38	0	0.0	1	12.5	15	0	47.4
Beasley	1	0	0	0.0	0.00	0	0.0	0	0.0	---	0	39.6
Diggs	0	0	0	---	---	0	---	0	---	---	1/2	---
TEAM	655	415	4450	63.4	6.79	36	5.5	16	2.4	61	27/166	91.3
OPPONENTS	530	297	3047	56.0	5.75	12	2.3	19	3.6	73t	42/276	65.3





# HOME/AWAY RECORD

## HOME RECORD

Year	W	L	T	Pct.
1960	3	4	0	.429
1961	2	5	0	.286
1962	3	3	1	.500
1963	4	2	1	.643
1964	6	1	0	.857
1965	5	2	0	.714
1966	4	2	1	.643
1967	2	5	0	.286
1968	1	6	0	.143
1969	4	3	0	.571
1970	1	6	0	.143
1971	1	6	0	.143
1972	2	4	1	.357
1973	5	2	0	.714
1974	5	2	0	.714
1975	3	4	0	.429
1976	1	6	0	.143
1977	1	6	0	.143
1978	4	4	0	.500
1979	3	5	0	.375
1980	6	2	0	.750
1981	7	1	0	.875
1982	4	1	0	.800
1983	3	5	0	.375
1984	2	6	0	.250
1985	2	6	0	.250
1986	3	5	0	.375
1987	4	4	0	.500
1988	8	0	0	1.000
1989	6	2	0	.750
1990	8	0	0	1.000
1991	7	1	0	.875
1992	6	2	0	.750
1993	6	2	0	.750
1994	4	4	0	.500
1995	6	2	0	.750
1996	7	1	0	.875
1997	4	4	0	.500
1998	6	2	0	.750
1999	6	2	0	.750
2000	5	3	0	.625
2001	1	7	0	.125
2002	5	3	0	.625
2003	4	4	0	.500
2004	5	3	0	.625
2005	4	4	0	.500
2006	4	4	0	.500
2007	4	4	0	.500
2008	3	5	0	.375
2009	3	5	0	.375
2010	2	6	0	.250
2011	5	3	0	.625

## ROAD RECORD

Year	W	L	T	Pct.
1960	2	4	1	.357
1961	4	3	0	.571
1962	4	3	0	.571
1963	3	4	0	.429
1964	6	1	0	.857
1965	5	1	1	.786
1966	5	2	0	.714
1967	2	5	0	.286
1968	0	6	1	.071
1969	0	7	0	.000
1970	2	4	1	.357
1971	0	7	0	.000
1972	2	5	0	.286
1973	4	3	0	.571
1974	4	3	0	.571
1975	5	2	0	.714
1976	1	6	0	.143
1977	2	5	0	.286
1978	1	7	0	.125
1979	4	4	0	.500
1980	5	3	0	.625
1981	3	5	0	.375
1982	0	4	0	.000
1983	5	3	0	.625
1984	0	8	0	.000
1985	0	8	0	.000
1986	1	7	0	.125
1987	3	4	0	.429
1988	4	4	0	.500
1989	3	5	0	.375
1990	5	3	0	.625
1991	6	2	0	.750
1992	5	3	0	.625
1993	6	2	0	.750
1994	3	5	0	.375
1995	4	4	0	.500
1996	3	5	0	.375
1997	2	6	0	.250
1998	4	4	0	.500
1999	5	3	0	.625
2000	3	5	0	.375
2001	2	6	0	.250
2002	3	5	0	.375
2003	2	6	0	.250
2004	4	4	0	.500
2005	1	7	0	.125
2006	3	5	0	.375
2007	3	5	0	.375
2008	4	4	0	.500
2009	3	5	0	.375
2010	2	6	0	.250
2011	1	7	0	.125



# HOME/AWAY RECORD

## HOME RECORD

Year	W	L	T	Pct.
2012	4	4	0	.250
2013	4	4	0	.500
2014	5	3	0	.625
2015	5	3	0	.625
2016	4	4	0	.500
2017	6	2	0	.750
2018	4	4	0	.500
2019	4	4	0	.500
2020	7	1	0	.875
2021	6	3	0	.667
<b>Totals</b>	<b>253</b>	<b>211</b>	<b>4</b>	<b>.543</b>

## ROAD RECORD

Year	W	L	T	Pct.
2012	2	6	0	.250
2013	2	6	0	.250
2014	4	4	0	.500
2015	3	5	0	.375
2016	3	5	0	.375
2017	3	5	0	.375
2018	2	6	0	.250
2019	6	2	0	.750
2020	6	2	0	.750
2021	5	3	0	.625
<b>Totals</b>	<b>190</b>	<b>283</b>	<b>4</b>	<b>.400</b>



# OFFENSE YEAR-BY-YEAR

YEAR	PLAYS	1ST DOWNS	RSH. YDS	PASS YDS	NET YARDS	POINTS
1960	909	211	1,211	2,689	3,900	296
1961	940	243	1,606	2,344	3,950	294
1962	875	238	2,480	1,984	4,464	309
1963	945	272	1,838	3,080	4,918	304
1964	924	255	2,040	3,166	5,206	400
1965	882	206	1,288	2,461	3,749	313
1966	944	255	1,892	2,856	4,748	358
1967	850	203	1,271	2,317	3,588	237
1968	844	159	1,527	1,343	2,870	199
1969	868	224	1,522	2,345	3,867	230
1970	822	203	1,465	2,430	3,895	204
1971	770	185	1,337/24th	1,989/18th	3,326/25th	184
1972	877	221	2,132/6th	1,601/24th	3,733/18th	257
1973	849	219	3,088/1st**	997/26th	4,085/10th	259
1974	829	220	2,094/9th	1,492/25th	3,586/23rd	264
1975	964	318	2,974/1st	2,493/8th	5,467/1st	420
1976	964	250	2,566/3rd	1,838/18th	4,404/12th	245
1977	944	246	1,861/18th	2,530/1st	4,391/8th	160
1978	974	274	2,381/10th	2,249/20th	4,630/20th	302
1979	982	252	1,621/28th	3,216/9th	4,837/21st	268
1980	1,084	317	2,222/8th	2,750/23rd	4,972/18th	320
1981	1,043	315	2,125/13th	3,515/9th	5,640/8th	311
1982	604	180	1,371/1st	1,556/20th	2,927/11th	150
1983	1,023	309	1,736/24th	3,087/18th	4,823/25th	283
1984	1,046	263	1,643/26th	2,698/25th	4,341/27th	250
1985	971	256	1,611/24th	2,984/21st	4,595/25th	200
1986	963	291	1,654/21st	3,363/15th	5,017/19th	287
1987	1,018	294	1,840/17th	2,901/18th	4,741/16th	270
1988	1,012	313	2,133/7th	3,182/15th	5,315/12th	329
1989	1,045	334	2,264/3rd	3,589/8th	5,853/5th	409
1990	931	302	2,080/7th	3,196/10th	5,276/6th	428
1991	1,056	359	2,381/1st	3,871/4th	6,252/1st	458
1992	1,087	350	2,436/1st	3,457/6th	5,893/2nd	381
1993	1,078	316	1,943/8th	3,317/11th	5,260/6th	329
1994	1,066	319	1,831/8th	3,413/10th	5,244/10th	340
1995	1,059	302	1,993/6th	3,124/21st	5,117/20th	350
1996	1,094	294	1,901/7th	3,218/10th	5,119/10th	319
1997	1,014	268	1,782/14th	2,875/25th	4,657/25th	255
1998	1,033	319	2,161/3rd	3,380/12th	5,541/6th	400
1999	1,059	313	2,040/8th	3,293/20th (T)	5,333/11th	320
2000	1,080	309	1,922/9th	3,576/13th	5,498/11th	315
2001	1,009	287	1,686/22nd	3,451/12th	5,137/13th	265
2002	1,054	355	1,596/24th	3,995/5th**	5,591/11th	379
2003	980	268	1,664/21st	2,684/28th	4,348/30th	243
2004	982	271	1,874/13th	2,817/27th	4,691/25th	395
2005	930	259	1,607/20th	2,515/29th	4,122/28th	271
2006	898	234	1,552/27th	2,719/28th	4,271/30th	300
2007	919	248	1,800/15th	2,634/23rd	4,434/30th	252
2008	956	287	1,842/14th	3,040/22nd	4,882/25th	336
2009	911	233	1,867/16th	2,515/30th	4,382/30th	258
2010	954	263	1,720/18th	3,158/24th	4,878/25th	283
2011	992	313	1,921/13th	3,703/15th	5,624/14th	372
2012	983	301	2,217/6th	3,269/25th	5,486/19th	344



# OFFENSE YEAR-BY-YEAR

YEAR	PLAYS	1ST DOWNS	RSH. YDS	PASS YDS	NET YARDS	POINTS
2013	1,116	301	2,307/2nd	3,103/28th	5,410/19th	339
2014	1,020	273	1,482/25th	3,614/18th	5,096/26th	343
2015	1,016	297	2,432/1st	3,600/27th	6,032/11th	379
2016	1,012	328	2,630/1st	3,250/30th	5,880/16th	399
2017	1,010	278	2,017/6th	2,825/31st	4,842/29th	302
2018	1,008	283	1,984/9th	3,082/31st	4,778/30th	269
2019	1,018	314	2,054/8th	3,476/26th	5,228/24th	314
2020	1,034	397	1,723/20th	4,786/3rd	6,343/2nd (T)	501**
2021	1,143**	398**	2,209/6th	4,284/9th	6,493/5th**	483

\*\*Team Record (non-strike years)



# DEFENSE YEAR-BY-YEAR

YEAR	FIRST	RUSH	PASS	NET	TOTAL
1960	225	1,393	2,461	3,854	303
1961	200	1,377	2,887	4,264	342
1962	229	1,687	2,742	4,429	272
1963	**224	1,217	2,856	4,073	291
1964	206	913**	2,965	3,878	242
1965	226	1,114	3,170	4,284	226
1966	192	1,051	3,058	4,109	255
1967	201	1,622	1,825	3,447	285
1968	210	2,021	2,204	4,225	367
1969	236	1,858	2,476	4,334	359
1970	213	1,718	2,088	3,806	337
1971	250	2,496	2,108	4,604	394
1972	249	2,241	2,951	4,192	377
1973	231	1,797	2,118	3,915	230
1974	219	1,878	1,611	3,489	244
1975	300	1,993	3,080	5,073	355
1976	261	2,465	2,265	4,730	363
1977	260	2,405	2,048	4,453	313
1978	305	3,228	1,960	5,188	354
1979	273	2,481	2,530	5,011	279
1980	251	1,819	2,282	4,101	260
1981	298	2,075	2,870	4,945	276
1982	151	1,034	1,300	2,334	154
1983	332	2,503	3,306	5,809	351
1984	345	2,106	3,476	5,582	454
1985	320	2,462	3,078	5,540	381
1986	334	1,721	3,802	5,523	348
1987	297	2,052	2,854	4,906	305
1988	299	1,854	2,724	4,578	237
1989	299	1,840	3,206	5,046	317
1990	288	1,808	2,799	4,607	263
1991	335	2,044	3,414	5,458	318
1992	278	1,395	3,209	4,604	283
1993	331	1,921	3,633	5,554	242
1994	294	1,515	3,660	5,175	356
1995	287	1,626	3,502	5,128	335
1996	284	1,669	3,068	4,737	266
1997	265	1,792	3,061	4,853	367
1998	283	1,493	3,198	4,691	333
1999	244	1,370	2,675	4,045	229
2000	252	1,559	2,867	4,426	350
2001	302	2,133	3,159	5,292	420
2002	303	2,122	3,067	5,189	397
2003	270	1,606	2,707	4,313	279
2004	258	1,604	2,624	4,228	284
2005	343	2,205	3,291	5,496	367
2006	298	2,254	3,019	5,273	311
2007	322	1,993	3,814	5,807	354
2008	293	1,946	3,271	5,217	342
2009	310	2,501	2,948	5,449	326
2010	335	2,714	3,072	5,786	425
2011	340	2,224	3,714	5,938	434
2012	349	2,333	3,473	5,806	435



# DEFENSE YEAR-BY-YEAR

<b>YEAR</b>	<b>FIRST</b>	<b>RUSH</b>		<b>PASS</b>		<b>NET</b>		<b>TOTAL</b>
2013	308	2,063	28th	3,271	4th	5,334	10th	308
2014	302	1,703	11th	3,292	3rd	4,995	4th	302
2015	321	1,730	16th	3,972	19th	5,702	19th	359
2016	338	2,130	29th	3,835	6th	5,965	19th	378
2017	348	1,994	29th	3,688	20th	5,682	26th	359
2018	293	1,860	16th	2,867	1st	4,706	2nd	374
2019	295	1,649	10th	3,421	4th	4,772	3rd	259
2020	351	1,914	17th	3,726	13th	5,640	14th	375
2021	285	1,866	13th	2,771	1st	4,637	1st	289



# YEAR-BY-YEAR RUSHING LEADERS

YEAR	PLAYER	NO.	YARDS	AVERAGE	LONG	TDS
1960	Wray Carlton	137	533	3.9	54t	7
1961	Art Baker	152	498	3.3	35	3
1962	Cookie Gilchrist	214	1,096	5.1	44	13
1963	Cookie Gilchrist	232	979	4.2	32	12
1964	Cookie Gilchrist	230	981	4.3	67	6
1965	Wray Carlton	156	592	3.8	80t	6
1966	Bobby Burnett	187	766	4.1	32	4
1967	Keith Lincoln	159	601	3.8	28	4
1968	Max Anderson	147	525	3.6	45	2
1969	O.J. Simpson	181	697	3.9	32t	2
1970	O.J. Simpson	120	488	4.1	56t	5
1971	O.J. Simpson	183	742	4.1	46t	5
1972	O.J. Simpson	292	1,251	4.3	94t	6
1973	O.J. Simpson	332	2,003	6.0	80t	12
1974	O.J. Simpson	270	1,125	4.2	41	3
1975	O.J. Simpson	329	1,817	5.5	88t	16
1976	O.J. Simpson	290	1,503	5.2	75t	8
1977	O.J. Simpson	126	557	4.4	39	0
1978	Terry Miller	238	1,060	4.5	60t	7
1979	Curtis Brown	172	574	3.3	25	1
1980	Joe Cribbs	306	1,185	3.9	48	11
1981	Joe Cribbs	257	1,097	4.3	35	3
1982	Joe Cribbs	134	633	4.7	62t	3
1983	Joe Cribbs	263	1,131	4.3	45	3
1984	Greg Bell	262	1,100	4.2	85t	7
1985	Greg Bell	223	883	4.0	77t	8
1986	Robb Riddick	150	632	4.2	41t	4
1987	Ronnie Harmon	116	485	4.2	21	2
1988	Thurman Thomas	207	881	4.3	37t	2
1989	Thurman Thomas	298	1,244	4.2	38	6
1990	Thurman Thomas	271	1,297	4.8	80t	11
1991	Thurman Thomas	288	1,407	4.9	33	7
1992	Thurman Thomas	312	1,487	4.8	44	9
1993	Thurman Thomas	355	1,315	3.7	27	6
1994	Thurman Thomas	287	1,093	3.8	29	7
1995	Thurman Thomas	267	1,005	3.8	49	6
1996	Thurman Thomas	281	1,033	3.7	36	8
1997	Antowain Smith	194	840	4.3	56t	8
1998	Antowain Smith	300	1,124	3.7	30	8
1999	Jonathan Linton	205	695	3.4	18	5
2000	Shawn Bryson	161	591	3.7	24	0
2001	Travis Henry	213	729	3.4	25	4
2002	Travis Henry	325	1,438	4.4	34	13
2003	Travis Henry	331	1,356	4.1	64	10
2004	Willis McGahee	284	1,128	4.0	41	13
2005	Willis McGahee	325	1,247	3.8	27	5
2006	Willis McGahee	259	990	3.8	57t	6
2007	Marshawn Lynch	280	1,115	4.0	56t	7
2008	Marshawn Lynch	250	1,036	4.1	50	8
2009	Fred Jackson	237	1,062	4.5	43	2
2010	Fred Jackson	222	927	4.2	39	5
2011	Fred Jackson	170	934	5.5	80t	6



# YEAR-BY-YEAR RUSHING LEADERS

YEAR	PLAYER	NO.	YARDS	AVERAGE	LONG	TDS
2012	C.J. Spiller	207	1,244	6.0	62t	6
2013	Fred Jackson	206	890	4.3	59	9
2014	Fred Jackson	141	525	3.7	38	2
2015	LeSean McCoy	203	895	4.4	48	3
2016	LeSean McCoy	234	1,267	5.4	75t	13
2017	LeSean McCoy	287	1,138	4.0	48t	6
2018	Josh Allen	89	631	7.1	45	8
2019	Devin Singletary	151	775	5.1	38	2
2020	Devin Singletary	156	687	4.4	51	2
2021	Devin Singletary	188	870	4.6	46t	7





# YEAR-BY-YEAR RECEIVING LEADERS

YEAR	PLAYER	NO.	YARDS	AVERAGE	LONG	TDS
1960	Tom Rychlec	45	590	13.1	36	0
1961	Glenn Bass	50	765	15.3	76t	3
1962	Ernie Warlick	35	482	13.8	25	2
1963	Bill Miller	69	860	12.5	36	3
1964	Glenn Bass	43	897	20.9	94t	7
1965	Bo Roberson	31	483	15.6	74t	3
1966	Elbert Dubenion	50	747	14.9	46	2
1967	Keith Lincoln	41	558	13.6	60t	5
1968	Haven Moses	42	633	15.1	55t	2
1969	Haven Moses	39	752	19.3	55t	5
1970	Marlin Briscoe	57	1,036	18.2	48	8
1971	Marlin Briscoe	44	603	13.7	75t	5
1972	J.D. Hill	52	754	14.5	58t	5
1973	Bob Chandler	30	427	14.2	37t	3
1974	Ahmad Rashad	36	433	12.0	29	4
1975	Bob Chandler	55	746	13.6	35	6
1976	Bob Chandler	61	824	13.5	58t	10
1977	Bob Chandler	60	745	12.4	31	4
1978	Bob Chandler	44	581	13.2	44	5
1979	Frank Lewis	54	1,082	20.0	55	2
1980	Jerry Butler	57	832	14.6	69	6
1981	Frank Lewis	70	1,244	17.8	33	4
1982	Frank Lewis	28	443	15.8	39	2
1983	Joe Cribbs	57	524	9.2	33t	7
1984	Byron Franklin	69	862	12.5	64t	4
1985	Greg Bell	58	576	9.9	49	1
1986	Andre Reed	53	739	13.9	55t	7
1987	Andre Reed	57	752	13.2	40	5
1988	Andre Reed	71	968	13.6	65t	6
1989	Andre Reed	88	1,312	14.9	78t	9
1990	Andre Reed	71	945	13.3	56t	8
1991	Andre Reed	81	1,113	13.7	55	10
1992	Andre Reed	65	913	14.0	51	3
1993	Pete Metzelaars	68	609	9.0	51	4
1994	Andre Reed	90	1,303	14.5	83t	8
1995	Bill Brooks	53	763	14.4	51t	11
1996	Andre Reed	66	1,036	15.7	67t	6
1997	Andre Reed	60	880	14.7	77t	5
1998	Eric Moulds	67	1,368	20.4	84t	9
1999	Eric Moulds	65	994	15.3	54t	7
2000	Eric Moulds	94	1,326	14.1	52	5
2001	Larry Centers	80	620	7.8	26	2
2002	Eric Moulds	100	1,292	12.9	70t	10
2003	Eric Moulds	64	780	12.2	49	1
2004	Eric Moulds	88	1,043	11.9	49	5
2005	Eric Moulds	81	816	10.1	55t	4
2006	Lee Evans	82	1,292	15.8	83t	8
2007	Lee Evans	55	849	15.4	85t	5
2008	Lee Evans	63	1,017	16.1	87t	3
2009	Terrell Owens	55	829	15.1	98t	5
2010	Stevie Johnson	82	1,073	13.1	45	10
2011	Stevie Johnson	76	1,004	13.2	55	7



# YEAR-BY-YEAR RECEIVING LEADERS

YEAR	PLAYER	NO.	YARDS	AVERAGE	LONG	TDS
2012	Stevie Johnson	79	1,046	13.2	63	6
2013	Scott Chandler	53	655	12.4	33	2
2014	Fred Jackson	66	501	7.6	34	1
2015	Sammy Watkins	60	1,047	17.5	63	9
2016	Charles Clay	57	552	9.7	40t	4
2017	LeSean McCoy	59	448	7.6	39	2
2018	Zay Jones	56	652	11.6	57	7
2019	John Brown	72	1,060	14.7	53	6
2020	Stefon Diggs	127	1,535	12.1	55	8
2021	Stefon Diggs	103	1,225	11.9	61	10



# YEAR-BY-YEAR PASSING LEADERS

YEAR	PLAYER	ATT.	COMP.	YARDS	INT.	LONG	TDS	PCT.
1960	John Green	228	89	1,267	10	70†	10	.390
1961	M.C. Reynolds	181	83	1,004	13	52	2	.459
1962	Warren Rabb	177	67	1,196	14	76†	10	.378
1963	Jack Kemp	384	194	2,914	20	89†	13	.505
1964	Jack Kemp	269	119	2,285	26	94†	13	.442
1965	Jack Kemp	391	179	2,368	18	78†	10	.458
1966	Jack Kemp	389	166	2,451	16	55	11	.427
1967	Jack Kemp	369	161	2,503	26	63†	14	.436
1968	Dan Darragh	215	92	917	14	41	3	.428
1969	Jack Kemp	344	170	1,981	22	55†	13	.494
1970	Dennis Shaw	321	178	2,507	20	48	10	.555
1971	Dennis Shaw	291	149	1,813	26	75†	11	.512
1972	Dennis Shaw	258	136	1,666	17	58†	14	.527
1973	Joe Ferguson	164	73	939	10	42	4	.445
1974	Joe Ferguson	232	119	1,588	12	55†	12	.513
1975	Joe Ferguson	321	169	2,426	17	77†	25	.526
1976	Joe Ferguson	151	74	1,086	1	58†	9	.490
1977	Joe Ferguson	457	221	2,803	24	42	12	.484
1978	Joe Ferguson	330	175	2,136	15	92†	16	.530
1979	Joe Ferguson	458	238	3,572	15	84†	14	.520
1980	Joe Ferguson	439	251	2,805	18	69	20	.572
1981	Joe Ferguson	498	252	3,652	20	67†	24	.506
1982	Joe Ferguson	264	144	1,597	16	47	7	.546
1983	Joe Ferguson	508	281	2,995	25	43†	26	.553
1984	Joe Ferguson	344	191	1,991	17	68†	12	.555
1985	Vince Ferragamo	287	149	1,677	17	48	5	.519
1986	Jim Kelly	480	285	3,593	17	84†	22	.594
1987	Jim Kelly	419	250	2,798	11	47	19	.597
1988	Jim Kelly	452	269	3,380	17	66†	15	.595
1989	Jim Kelly	391	228	3,130	18	78†	25	.583
1990	Jim Kelly	346	219	2,829	9	71	24	.633
1991	Jim Kelly	474	304	3,844	17	77†	33	.641
1992	Jim Kelly	462	269	3,457	19	65†	23	.582
1993	Jim Kelly	470	288	3,382	18	65†	18	.613
1994	Jim Kelly	448	285	3,114	17	83†	22	.636
1995	Jim Kelly	458	255	3,130	13	77†	22	.557
1996	Jim Kelly	379	222	2,810	19	67†	14	.586
1997	Todd Collins	391	215	2,367	13	77†	12	.550
1998	Doug Flutie	354	202	2,711	11	84†	20	.571
1999	Doug Flutie	478	264	3,171	16	54†	19	.552
2000	Rob Johnson	306	175	2,125	7	74†	12	.572
2001	Alex Van Pelt	307	178	2,056	11	80†	12	.580
2002	Drew Bledsoe	610	375	4,359	15	73†	24	.615
2003	Drew Bledsoe	471	274	2,860	12	54	11	.582
2004	Drew Bledsoe	448	256	2,932	16	69	20	.571
2005	Kelly Holcomb	230	155	1,509	8	65	10	.673
2006	JP Losman	429	268	3,051	14	83†	19	.625
2007	Trent Edwards	269	151	1,630	8	70†	7	.561
2008	Trent Edwards	374	245	2,699	10	65	11	.655
2009	Ryan Fitzpatrick	227	127	1,422	10	98†	9	.559
2010	Ryan Fitzpatrick	441	255	3,000	15	65†	23	.520
2011	Ryan Fitzpatrick	569	353	3,832	23	60	24	.620



# YEAR-BY-YEAR PASSING LEADERS

YEAR	PLAYER	ATT.	COMP.	YARDS	INT.	LONG	TDS	PCT.
2012	Ryan Fitzpatrick	505	306	3,400	16	68	24	.606
2013	EJ Manuel	306	180	1,972	9	45	11	.588
2014	Kyle Orton	447	287	3,018	10	84	18	.642
2015	Tyrod Taylor	380	242	3,035	6	63	20	.636
2016	Tyrod Taylor	436	269	3,023	6	84t	17	.617
2017	Tyrod Taylor	420	263	2,799	4	47	14	.626
2018	Josh Allen	320	169	2,074	12	75	10	.528
2019	Josh Allen	461	271	3,089	9	53	20	.588
2020	Josh Allen	572	396	4,544	10	55	37	.692
2021	Josh Allen	646	409	4,407	15	61	36	.633



# YEAR-BY-YEAR SCORING LEADERS

YEAR	PLAYER	TDS	PATS	FGS	POINTS
1960	Wray Carlton, RB	11	0/0	0/0	66
1961	Elbert Dubenion, WR	8	0/0	0/0	48
1962	Cookie Gilchrist, RB	15	14/17	8/20	128
1963	Cookie Gilchrist, RB	14	0/0	0/0	84
1964	Pete Gogolak, K	0	45/46	19/29	102
1965	Pete Gogolak, K	0	31/31	28/46	115
1966	Booth Lusteg, K	0	41/42	19/38	98
1967	Mike Mercer, K	0	25/25	16/27	73
1968	Bruce Alford, K	0	15/15	14/24	57
1969	Bruce Alford, K	0	23/24	17/26	74
1970	Grant Guthrie, K	0	24/25	10/19	54
1971	John Leypoldt, K	0	12/12	9/15	39
1972	John Leypoldt, K	0	29/30	16/24	77
1973	John Leypoldt, K	0	27/27	21/30	90
1974	John Leypoldt, K	0	25/29	19/33	82
1975	O.J. Simpson, RB	23	0/0	0/0	138
1976	Bob Chandler, WR	10	0/1	0/0	60
1977	Carson Long, K	0	13/14	7/11	34
1978	Tom Dempsey, K	0	36/39	10/13	66
1979	Nick Mike-Mayer, K	0	17/18	20/29	77
1980	Nick Mike-Mayer, K	0	37/39	13/23	76
1981	Nick Mike-Mayer, K	0	37/37	14/24	79
1982	Efren Herrera, K	0	11/12	8/14	35
1983	Joe Danelo, K	0	33/35	10/20	63
1984	Greg Bell, RB	8	0/0	0/0	48
1985	Scott Norwood, K	0	23/23	13/17	62
1986	Scott Norwood, K	0	32/34	17/27	83
1987	Scott Norwood, K	0	31/31	10/15	61
1988	Scott Norwood, K	0	33/33	32/37	129
1989	Scott Norwood, K	0	46/47	23/30	115
1990	Scott Norwood, K	0	50/52	20/29	110
1991	Scott Norwood, K	0	56/58	18/29	110
1992	Steve Christie, K	0	43/44	24/30	115
1993	Steve Christie, K	0	36/37	23/32	105
1994	Steve Christie, K	0	38/38	24/28	110
1995	Steve Christie, K	0	33/35	31/40	126
1996	Steve Christie, K	0	33/33	24/29	105
1997	Steve Christie, K	0	21/21	24/30	93
1998	Steve Christie, K	0	41/41	33/41	140
1999	Steve Christie, K	0	33/33	25/34	108
2000	Steve Christie, K	0	31/31	26/35	109
2001	Jake Ariens, K	0	16/17	12/21	52
2002	Mike Hollis, K	0	40/40	25/33	115
2003	Rian Lindell, K	0	24/24	17/24	75
2004	Rian Lindell, K	0	45/45	24/28	117
2005	Rian Lindell, K	0	26/26	29/35	113
2006	Rian Lindell, K	0	33/33	23/25	102
2007	Rian Lindell, K	0	24/24	24/27	96
2008	Rian Lindell, K	0	34/34	30/38	124
2009	Rian Lindell, K	0	24/24	28/33	108
2010	Rian Lindell, K	0	31/32	16/21	79
2011	Rian Lindell, K	0	25/25	13/15	64



# YEAR-BY-YEAR SCORING LEADERS

<b>YEAR</b>	<b>PLAYER</b>	<b>TDS</b>	<b>PATS</b>	<b>FGS</b>	<b>POINTS</b>
2012	Rian Lindell, K	0	39/39	21/24	102
2013	Dan Carpenter, K	0	32/32	33/36	131
2014	Dan Carpenter, K	0	31/32	34/38	133
2015	Dan Carpenter, K	0	34/40	23/27	103
2016	Dan Carpenter, K	0	40/45	19/25	97
2017	Stephen Hauschka, K	0	29/29	29/33	116
2018	Stephen Hauschka, K	0	25/26	22/28	91
2019	Stephen Hauschka, K	0	30/32	22/28	96
2020	Tyler Bass, K	0	57/59	28/34	141
2021	Tyler Bass, K	0	51/51	28/32	135



# YEAR-BY-YEAR PUNTING LEADERS

YEAR	PLAYER	NO.	YARDS	AVG	LONG	BLK
1960	Billy Atkins	89	3,468	39.0	58	0
1961	Billy Atkins	84	3,783	45.0	70	1
1962	Wayne Crow	76	2,946	38.8	59	1
1963	Daryle Lamonica	52	2,086	40.1	57	1
1964	Paul Maguire	65	2,777	42.7	64	0
1965	Paul Maguire	80	3,437	43.0	68	0
1966	Paul Maguire	69	2,841	41.2	61	0
1967	Paul Maguire	77	3,320	43.1	64	0
1968	Paul Maguire	100	4,175	41.8	61	1
1969	Paul Maguire	78	3,471	44.5	78	1
1970	Paul Maguire	83	3,228	38.9	58	1
1971	Spike Jones	72	2,966	41.2	62	1
1972	Spike Jones	80	3,104	38.8	67	1
1973	Spike Jones	66	2,660	40.3	62	0
1974	Marv Bateman	34	1,494	43.9	66	0
1975	Marv Bateman	61	2,536	41.6	74	2
1976	Marv Bateman	86	3,678	42.8	78	1
1977	Marv Bateman	81	3,229	39.9	75	2
1978	Rusty Jackson	87	3,373	38.8	70	2
1979	Rusty Jackson	96	3,671	38.2	60	0
1980	Greg Cater	73	2,828	38.7	61	1
1981	Greg Cater	80	3,175	39.7	71	0
1982	Greg Cater	35	1,328	37.9	61	0
1983	Greg Cater	89	3,533	39.7	60	0
1984	John Kidd	88	3,696	42.0	63	2
1985	John Kidd	92	3,818	41.5	67	0
1986	John Kidd	75	3,031	40.4	57	0
1987	John Kidd	64	2,495	39.0	67	0
1988	John Kidd	62	2,451	39.5	60	0
1989	John Kidd	65	2,564	39.4	60	2
1990	Rick Tuten	53	2,107	39.8	55	0
1991	Chris Mohr	54	2,085	38.6	58	0
1992	Chris Mohr	60	2,531	42.2	61	0
1993	Chris Mohr	74	2,991	40.4	58	0
1994	Chris Mohr	67	2,799	41.8	71	0
1995	Chris Mohr	86	3,473	40.4	60	0
1996	Chris Mohr	101	4,194	41.5	80	0
1997	Chris Mohr	90	3,764	41.8	59	1
1998	Chris Mohr	69	2,882	41.8	57	0
1999	Chris Mohr	73	2,840	38.9	60	0
2000	Chris Mohr	95	3,661	38.5	57	1
2001	Brian Moorman	80	3,262	40.8	66	0
2002	Brian Moorman	66	2,844	43.1	84	1
2003	Brian Moorman	85	3,788	44.6	71	0
2004	Brian Moorman	77	3,325	43.2	80	0
2005	Brian Moorman	71	3,242	45.7	68	0
2006	Brian Moorman	92	4,012	43.6	66	0
2007	Brian Moorman	81	3,302	40.8	75	0
2008	Brian Moorman	58	2,557	44.1	63	0
2009	Brian Moorman	90	4,192	46.6	73	0
2010	Brian Moorman	75	3,181	42.4	61	0
2011	Brian Moorman	72	3,472	48.2	66	1



# YEAR-BY-YEAR PUNTING LEADERS

YEAR	PLAYER	NO.	YARDS	AVG	LONG	BLK
2012	Shawn Powell	65	2,860	44	62	0
2013	Brian Moorman	61	2,511	41.2	62	0
2014	Colton Schmidt	86	3,692	42.9	67	0
2015	Colton Schmidt	86	3,802	46.4	65	0
2016	Colton Schmidt	75	3,183	42.4	58	0
2017	Colton Schmidt	79	3,529	44.7	60	0
2018	Corey Bojorquez	45	2,208	45.1	60	1
2019	Corey Bojorquez	79	3,313	41.9	67	1
2020	Corey Bojorquez	41	2,082	50.8	72	0
2021	Matt Haack	42	2,230	42.9	63	1





# YEAR-BY-YEAR PUNT RETURN LEADERS

YEAR	PLAYER	NO.	FC	YARDS	AVG.	LONG	TDS
1960	Joe Kulbacki	12	13	100	8.3	33	0
1961	Glenn Bass	8	17	75	9.4	32	0
1962	Willie West	15	3	124	8.3	45	0
1963	Ray Abruzzese	17	8	152	8.9	32	0
1964	Hagood Clarke	33	3	317	9.6	53t	1
1965	George Byrd	22	4	220	10.0	30	0
1966	Ed Rutkowski	18	4	209	11.6	73t	1
1967	George Byrd	30	5	142	4.7	19	0
1968	Hagood Clarke	29	2	241	8.3	82t	1
1969	Max Anderson	19	4	142	7.5	30	0
1970	Tommy Pharr	23	4	184	8.0	54	0
1971	Ike Hill	14	2	133	9.5	68t	1
1972	Alvin Wyatt	11	5	85	7.7	27	0
1973	Donnie Walker	25	4	210	8.4	23	0
1974	Donnie Walker	43	2	384	8.9	52	0
1975	Gary Hayman	25	8	216	8.6	30	0
1976	Keith Moody	16	8	166	10.4	67t	1
1977	Keith Moody	15	6	196	13.1	91t	1
1978	Keith Moody	19	5	240	12.6	82t	1
1979	Keith Moody	38	10	318	8.4	32	0
1980	Joe Cirbbs	29	7	154	5.3	16	0
1981	Roland Hooks	17	2	142	8.4	25	0
1982	Mike Mosley	11	6	61	5.5	16	0
1983	Robb Riddick	42	5	241	5.7	24	0
1984	Don Wilson	33	8	297	9.0	65t	1
1985	Don Wilson	16	5	161	10.1	30	0
1986	Ron Pitts	18	11	194	10.8	49t	1
1987	Ron Pitts	23	12	149	6.5	19	0
1988	Flip Johnson	16	3	72	4.5	16	0
1989	Mickey Sutton	26	9	231	8.9	26	0
1990	Al Edwards	14	5	92	6.6	16	0
1991	Clifford Hicks	12	7	203	16.9	59	0
1992	Clifford Hicks	29	6	289	10.0	42	0
1993	Russell Copeland	31	7	274	8.8	47t	1
1994	Jeff Burris	32	6	332	10.4	57	0
1995	Jeff Burris	20	1	229	11.5	40	0
1996	Jeff Burris	27	7	286	10.6	45	0
1997	Jeff Burris	21	8	198	9.4	32	0
1998	Kevin Williams	37	11	369	10.0	73	0
1999	Kevin Williams	33	17	331	10.0	27	0
2000	Chris Watson	33	18	163	4.9	20	0
2001	Peerless Price	19	8	110	5.8	24	0
2002	Charlie Rogers	26	11	137	5.3	16	0
2003	Nate Clements	14	11	137	9.8	35	0
2004	Nate Clements	35	10	327	9.3	86t	1
2005	Roscoe Parrish	14	9	186	13.3	43	0
2006	Roscoe Parrish	32	9	364	11.4	82t	1
2007	Roscoe Parrish	27	2	440	16.3	74t	1
2008	Roscoe Parrish	21	10	322	15.3	63t	1
2009	Roscoe Parrish	24	13	133	5.5	31	0
2010	Roscoe Parrish	12	7	131	10.9	33	0
2011	C.J. Spiller	13	8	127	9.8	45	0



# YEAR-BY-YEAR PUNT RETURN LEADERS

YEAR	PLAYER	NO.	FC	YARDS	AVG.	LONG	TDS
2012	Leodis McKelvin	3	14	431	18.7	88†	2
2013	Leodis McKelvin	32	13	180	5.6	21	0
2014	Leodis McKelvin	21	8	183	8.7	24	0
2015	Marcus Thigpen	18	9	118	6.6	16	0
2016	Brandon Tate	26	14	301	11.6	43	0
2017	Brandon Tate	20	6	193	9.7	40	0
2018	Isaiah McKenzie	14	3	87	6.2	21	0
2019	Andre Roberts	28	15	223	8.0	22	0
2020	Andre Roberts	29	12	286	9.9	38	0
2021	Isaiah McKenzie	19	6	147	7.7	26	0



# YEAR-BY-YEAR KICK RETURN LEADERS

YEAR	PLAYER	NO.	YARDS	AVG.	LONG	TDS
1960	Joe Kulbacki	13	226	17.4	25	0
1961	Elbert Dubenion	16	329	20.6	33	0
1962	Willie Jones	14	287	20.5	27	0
1963	Ed Rutkowski	13	396	30.5	65	0
1964	Ed Rutkowski	21	498	23.7	57	0
1965	Charley Warner	32	825	25.8	102†	2
1966	Charley Warner	33	846	25.6	95†	1
1967	Charley Bivins	16	380	23.8	55	0
1968	Max Anderson	39	971	24.9	100†	1
1969	Bubba Thornton	30	749	25.0	58	0
1970	Glenn Alexander	12	204	17.0	30	0
1971	Alvin Wyatt	30	762	25.4	39	0
1972	Alvin Wyatt	17	432	25.4	43	0
1973	Wallace Francis	23	687	29.9	101†	2
1974	Wallace Francis	37	947	25.6	74	0
1975	Vic Washington	35	923	26.4	59	0
1976	Keith Moody	26	605	23.3	41	0
1977	Keith Moody	30	636	21.2	45	0
1978	Curtis Brown	17	428	25.2	102†	1
1979	Keith Moody	27	556	20.6	35	0
1980	Terry Miller	16	303	18.9	43	0
1981	Byron Franklin	21	436	20.8	33	0
1982	Mike Mosley	18	487	27.1	66	0
1983	Van Williams	22	494	22.5	60	0
1984	Van Williams	39	820	21.0	65	0
1985	Don Wilson	22	465	21.1	37	0
1986	Ronnie Harmon	18	321	17.8	32	0
1987	Steve Tasker	11	197	17.9	39	0
1988	Erroll Tucker	15	310	20.7	30	0
1989	Ronnie Harmon	18	409	22.7	49	0
1990	Don Smith	32	643	20.1	38	0
1991	Al Edwards	31	623	20.1	91†	1
1992	Ken Davis	14	251	17.9	35	0
1993	Russell Copeland	24	436	18.2	28	0
1994	Yonel Jourdain	27	601	22.3	42	0
1995	Darick Holmes	39	799	20.5	42	0
1996	Eric Moulds	52	1,205	23.2	97†	1
1997	Eric Moulds	43	921	21.4	53	0
1998	Kevin Williams	47	1,059	22.5	46	0
1999	Kevin Williams	42	840	20.0	62	0
2000	Chris Watson	44	894	20.3	37	0
2001	Nate Clements	30	628	20.9	37	0
2002	Charlie Rogers	64	1,280	20.0	90†	1
2003	Antonio Brown	48	1,046	21.8	75	0
2004	Terrence McGee	52	1,370	26.3	104†	3
2005	Terrence McGee	46	1,391	30.2	99†	1
2006	Terrence McGee	52	1,355	26.1	88	0
2007	Terrence McGee	45	1,082	24.0	103†	1
2008	Leodis McKelvin	52	1,468	28.2	98†	1
2009	Fred Jackson	41	1,014	24.7	71	0
2010	C.J. Spiller	44	1,014	23.0	95†	1
2011	Brad Smith	15	282	18.8	28	0



# YEAR-BY-YEAR KICK RETURN LEADERS

YEAR	PLAYER	NO.	YARDS	AVG.	LONG	TDS
2012	Leodis McKelvin	18	510	28.3	59	0
2013	Marquise Goodwin	16	351	21.9	28	0
2014	C.J. Spiller	10	306	30.6	102†	1
2015	Marcus Thigpen	17	328	19.3	31	0
2016	Brandon Tate	29	662	22.8	45	0
2017	Brandon Tate	28	548	19.6	29	0
2018	Marcus Murphy	13	324	24.9	49	0
2019	Andre Roberts	25	664	26.6	66	0
2020	Andre Roberts	32	961	30.0	60	0
2021	Isaiah McKenzie	24	584	24.3	75	0



# YEAR-BY-YEAR INTERCEPTION LEADERS

YEAR	PLAYER	NO	YARDS	AVG.	LONG	TDS
1960	Arch Matsos	8	142	17.8	33	1
1961	Bill Atkins	10	158	15.8	29	0
1962	Carl Charon	7	131	18.7	25	1
1963	Willie West	5	57	11.4	23	0
	John Tracey	5	22	4.4	15	0
1964	George Byrd	7	178	25.4	75t	1
1965	Hagood Clarke	7	60	8.6	40	0
1966	Tom Janik	8	136	17.0	37t	2
1967	Tom Janik	10	222	22.2	46	2
1968	George Byrd	6	76	12.7	53t	1
1969	George Byrd	7	95	13.6	32	1
1970	Pete Richardson	5	46	9.2	22	0
1971	Robert James	4	25	6.3	25	0
1972	Ken Lee	6	155	25.8	61t	1
1973	Dwight Harrison	5	117	23.4	38	1
1974	Tony Greene	9	157	17.4	38	0
1975	Dwight Harrison	8	99	12.4	40	0
1976	Tony Greene	5	135	27.0	101t	1
1977	Tony Greene	9	144	16.0	47	0
1978	Mario Clark	5	29	5.8	29	0
1979	Jeff Nixon	6	81	13.5	43	0
1980	Steve Freeman	7	107	15.3	47t	1
1981	Mario Clark	5	142	28.4	53	0
1982	Bill Simpson	4	45	11.3	24	0
1983	Steve Freeman	3	40	13.3	29	0
	Chris Williams	3	6	2.0	4	0
1984	Charles Romes	5	130	26.0	55	0
1985	Charles Romes	7	56	8.0	21	0
1986	Charles Romes	4	23	5.8	23	0
1987	Mark Kelso	6	25	4.2	12	0
1988	Mark Kelso	7	180	25.7	78t	1
1989	Mark Kelso	6	101	16.8	43	0
1990	Kirby Jackson	3	16	5.3	14	0
1991	Nate Odomes	5	120	24.0	48	1
	Darryl Talley	5	45	9.0	13	0
1992	Henry Jones	8	263	32.9	82t	2
1993	Nate Odomes	9	65	7.2	25	0
1994	Matt Darby	4	20	5.0	20	0
1995	Kurt Schulz	6	48	8.0	32t	1
1996	Kurt Schulz	4	24	6.0	19	0
1997	Ken Irvin	2	28	14.0	28	0
	Kurt Schulz	2	23	11.5	21	0
	Marlon Kerner	2	20	10.0	20	0
	Jeff Burris	2	19	9.5	10	0
	Sean Moran	2	12	6.0	12	0
1998	Kurt Schulz	6	48	8.0	24	0
1999	Kurt Schulz	3	26	8.7	26	0
2000	Keion Carpenter	5	63	12.6	22	0
2001	Nate Clements	3	48	16.0	48t	1
2002	Nate Clements	6	82	13.7	42	1
2003	Nate Clements	3	54	18.0	54	1
2004	Nate Clements	6	77	12.8	35	1



# YEAR-BY-YEAR INTERCEPTION LEADERS

YEAR	PLAYER	NO	YARDS	AVG.	LONG	TDS
2005	Terrence McGee	4	97	24.3	46t	0
	Troy Vincent	4	78	19.5	42	0
2006	London Fletcher-Baker	4	30	7.5	17t	1
2007	Terrence McGee	4	4	1.0	2	0
2008	Terrence McGee	3	36	12.0	36	0
2009	Jairus Byrd	9	118	13.1	37	0
2010	Drayton Florence	3	42	14.0	40t	1
2011	George Wilson	4	26	6.5	12	0
2012	Jairus Byrd	5	81	16.2	45	0
2013	Kiko Alonso	4	38	9.5	32	0
	Aaron Williams	4	43	10.75	34	0
	Jairus Byrd	4	85	21.25	57	0
	Jim Leonhard	4	72	18	41	0
2014	Leodis McKelvin	4	10	2.5	9	0
2015	Stephon Gilmore	3	33	11	29	0
2016	Stephon Gilmore	5	135	27	49	0
2017	Micah Hyde	5	64	12.8	37	0
	Jordan Poyer	5	33	6.6	19t	1
2018	Jordan Poyer	4	11	2.75	11	0
2019	Tre'Davious White	6	57	5.7	49	0
2020	Tre'Davious White	3	28	9.3	28	0
2021	Jordan Poyer	5	87	17.4	26	0
	Micah Hyde	5	59	11.8	26t	1



# WALL OF FAME



The Buffalo Bills Wall of Fame was created in 1980 to honor former players, administrators and coaches who have played significant roles in the team's history. To be eligible for induction, an individual must have played with the Bills for at least three years and be retired from professional football. Also eligible are other individuals who have made outstanding contributions to the Bills, including administrators and coaches. Selections are made by a distinguished panel composed of club personnel and media members.

## Ralph C. Wilson Jr. Statue

The Buffalo Bills announced in March 2015 that the organization would commission a statue to be made of Ralph C. Wilson, Jr. The statue is displayed outside of New Era Field in Founder's Plaza.

Ralph C. Wilson, Jr. passed away at the age of 95. Mr. Wilson was the sole owner of the Bills franchise for 54 seasons after purchasing the team on October 28, 1959. Under his leadership, the Bills won two American Football League Championships in 1964 and 1965 and appeared in an unprecedented four consecutive Super Bowls in the 1990s. Mr. Wilson along with former Bills Head Coach Marv Levy, former General Manager Bill Polian plus eight of his players have earned football's highest honor by being inducted into the Professional Football Hall of Fame.

The construction of the statue was a collaborative effort between Terry and Kim Pegula and Mary Wilson. Founder's Plaza, the current location of the statue, is located northwest of The Bills Store at New Era Field.

Mr. Wilson's statue is the first statue in history to be displayed on the grounds of New Era Field. The life-size statue is based on a photo taken of Mr. Wilson with Thurman Thomas along the sidelines on October 21, 1990 during Buffalo's 30-27 victory over the New York Jets.



- 2017 ● Cookie Gilchrist
- 2015 ● Lou Saban
- 2014 ● Van Miller
- 2012 ● Bill Polian
- 2011 ● Phil Hansen
- 2010 ● Booker Edgerson
- 2008 ● Bruce Smith
- 2007 ● Steve Tasker
- 2006 ● Andre Reed
- 2005 ● Thurman Thomas
- 2004 ● Jim Ritches
- 2003 ● Darryl Talley
- 2002 ● Kent Hull
- 2001 ● Fred Smerlas
- 2001 ● Jim Kelly
- 2000 ● George Saines
- 2000 ● Bob Kalsu
- 1999 ● Edward Abramowski
- 1998 ● Robert James
- 1997 ● Joe DeLamielleure
- 1996 ● Marv Levy
- 1995 ● Joe Ferguson
- 1994 ● Mike Stratton
- 1993 ● Elbert Dubenion
- 1992 ● The 12th Man
- 1989 ● **Ralph C. Wilson Jr.**
- 1988 ● Billy Shaw
- 1987 ● Tom Sestak
- 1985 ● Patrick J. McGroder
- 1984 ● Jack Kemp
- 1980 ● O.J. Simpson



# YEAR-BY-YEAR PRO BOWL SELECTIONS

## Year Selections Position/Name

1960	0	
1961	6	S Bill Atkins; LB Archie Matsos; DT Chuck McMurty; T Harold Olson; T Ken Rice; DE Laverne Torczon
1962	6	FB Cookie Gilchrist; QB Jack Kemp; LB Archie Matsos; DT Tom Sestak; G Billy Shaw; E Ernie Warlick
1963	7	T Stew Barber; FB Cookie Gilchrist; QB Jack Kemp (#); DT Tom Sestak; G Billy Shaw; LB Mike Stratton; E Ernie Warlick
1964	10	T Stew Barber; CB Butch Byrd; FL Elbert Dubenion; FB Cookie Gilchrist; QB Jack Kemp; S George Saimes; DT Tom Sestak; G Billy Shaw; LB Mike Stratton; E Ernie Warlick
1965	**	Entire team
1966	11	T Stew Barber; RB Bobby Burnett; CB Butch Byrd; FB Wray Carlton; TE Paul Costa; DT Jim Dunaway; QB Jack Kemp; S George Saimes; G Billy Shaw; LB Mike Stratton; LB John Tracey
1967	9	T Billy Shaw; DT Jim Dunaway; DB Tom Janik; RB Keith Lincoln; DE Ron McDole; K Mike Mercer; S George Saimes; G Billy Shaw; LB Mike Stratton
1968	4	DT Jim Dunaway; S George Saimes; G Billy Shaw; LB Mike Stratton
1969	5	LB Harry Jacobs; QB Jack Kemp; WR Haven Moses; G Billy Shaw; RB O.J. Simpson
1970	1	WR Marlin Briscoe
1971	0	
1972	3	WR J.D. Hill; CB Robert James; RB O.J. Simpson (*)
1973	3	T Dave Foley; CB Robert James; RB O.J. Simpson
1974	2	CB Robert James; RB O.J. Simpson
1975	2	G Joe Delamielleure; RB O.J. Simpson
1976	2	G Joe Delamielleure; RB O.J. Simpson
1977	2	G Joe Delamielleure; S Tony Greene
1978	1	G Joe Delamielleure
1979	1	G Joe Delamielleure
1980	3	WR Jerry Butler; RB Joe Cribbs; NT Fred Smerlas
1981	3	RB Joe Cribbs (#); WR Frank Lewis; NT Fred Smerlas
1982	2	NT Fred Smerlas; DE Ben Williams
1983	2	RB Joe Cribbs; NT Fred Smerlas
1984	1	RB Greg Bell
1985	0	
1986	0	
1987	3	QB Jim Kelly; DE Bruce Smith (*); ST Steve Tasker
1988	8	LB Cornelius Bennett; LB Shane Conlan (#); C Kent Hull; QB Jim Kelly (#) K Scott Norwood; WR Andre Reed; NT Fred Smerlas; DE Bruce Smith
1989	5	LB Shane Conlan; C Kent Hull; WR Andre Reed; DE Bruce Smith; RB Thurman Thomas
1990	10	LB Cornelius Bennett; LB Shane Conlan; C Kent Hull; QB Jim Kelly (*); WR Andre Reed; DE Bruce Smith; ST Steve Tasker; LB Darryl Talley; RB Thurman Thomas; T Will Wolford
1991	8	LB Cornelius Bennett; QB Jim Kelly; WR James Lofton; WR Andre Reed; G Jim Ritcher; LB Darryl Talley; ST Steve Tasker; RB Thurman Thomas
1992	10	T Howard Ballard; LB Cornelius Bennett; S Henry Jones; QB Jim Kelly (#); CB Nate Odomes; WR Andre Reed; G Jim Ritcher; DE Bruce Smith (#); ST Steve Tasker (*); RB Thurman Thomas; T Will Wolford
1993	7	T Howard Ballard; LB Cornelius Bennett; CB Nate Odomes; WR Andre Reed (#); DE Bruce Smith (#); ST Steve Tasker; RB Thurman Thomas
1994	3	WR Andre Reed; DE Bruce Smith; ST Steve Tasker
1995	3	LB Bryce Paup; DE Bruce Smith; ST Steve Tasker
1996	3	G Ruben Brown; LB Bryce Paup; DE Bruce Smith (#)
1997	4	G Ruben Brown; LB Bryce Paup; DE Bruce Smith; NT Ted Washington





# YEAR-BY-YEAR PRO BOWL SELECTIONS

Year	Selections	Position/Name
1998	6	G Ruben Brown; QB Doug Flutie; FB Sam Gash; WR Eric Moulds; DE Bruce Smith; NT Ted Washington
1999	2	G Ruben Brown; FB Sam Gash
2000	4	G Ruben Brown; LB Sam Cowart; WR Eric Moulds; NT Ted Washington
2001	2	G Ruben Brown, FB Larry Centers
2002	4	QB Drew Bledsoe; G Ruben Brown; RB Travis Henry; WR Eric Moulds
2003	2	G Ruben Brown; LB Takeo Spikes
2004	4	DT Sam Adams; CB Nate Clements; KR Terrence McGee; LB Takeo Spikes
2005	2	P Brian Moorman; LS Mike Schneck
2006	2	P Brian Moorman; DE Aaron Schobel
2007	2	LT Jason Peters (#); DE Aaron Schobel
2008	2	RB Marshawn Lynch; T Jason Peters (#)
2009	1	FS Jairus Byrd (#)
2010	1	NT Kyle Williams
2011	0	
2012	3	FS Jairus Byrd; RB C.J. Spiller; DT Kyle Williams
2013	4	FS Jairus Byrd; DT Marcell Dareus; DT Kyle Williams; DE Mario Williams
2014	3	DT Marcell Dareus; DT Kyle Williams; DE Mario Williams
2015	4	G Richie Incognito, RB LeSean McCoy (#), QB Tyrod Taylor, C Eric Wood
2016	7	LB Zach Brown, CB Stephon Gilmore, LB Lorenzo Alexander^, RB LeSean McCoy#, DT Kyle Williams, G Richie Incognito, QB Tyrod Taylor#
2017	3	S Micah Hyde, RB LeSean McCoy, G Richie Incognito
2018	1	DT Kyle Williams
2019	3	CB Tre'Davious White, LB Tremaine Edmunds, KR/PR Andre Roberts
2020	5	QB Josh Allen, WR Stefon Diggs, LB Tremaine Edmunds, KR/PR Andre Roberts, CB Tre'Davious White
2021	2	WR Stefon Diggs, T Dion Dawkins

\*Player of the Game; #Did not play – injured; ^Defensive MVP



# PRO BOWL SELECTIONS (ALPHA)

Name	Pos.	No. of Selections	Season(s)
Adams, Sam	DT	1	2004
Alexander, Lorenzo	LB	1	2016
Allen, Josh	QB	1	2020
Atkins, Bill	DB	1	1961
Ballard, Howard	RT	2	1992, 93
Barber, Stew	OT	5	1963-67
Bell, Greg	RB	1	1984
Bennett, Cornelius	LB	5	1988, 90, 1991-93
Bledsoe, Drew	QB	1	2002
Briscoe, Marlin	WR	1	1970
Brown, Ruben	G	8	1996-03
Brown, Zach	LB	1	2016
Burnett, Bobby	RB	1	1966
Butler, Jerry	WR	1	1980
Byrd, Butch	CB	5	1964-66, 1968-69
Byrd, Jairus	FS	3	2009, 2012-13
Carlton, Wray	RB	2	1965, 66
Centers, Larry	FB	1	2001
Clements, Nate	CB	1	2004
Conlan, Shane	LB	3	1988 <sup>^</sup> , 1989-90
Costa, Paul	TE/T	2	1965, 66
Cowart, Sam	LB	1	2000
Cribbs, Joe	RB	3	1980, 81 <sup>^</sup> , 83
Dawkins, Dion	T	1	2021
Dareus, Marcell	DT	2	2013-14
DeLamielleure, Joe	G	5	1975-79
Diggs, Stefon	WR	2	2020-21
Dubenion, Elbert	WR	1	1964
Dunaway, Jim	DT	4	1965-68
Edmunds, Tremaine	LB	2	2019, 2020
Flutie, Doug	QB	1	1998
Foley, Dave	T	1	1973
Gash, Sam	FB	2	1998, 99
Gilchrist, Cookie	RB	3	1962-64
Gilmore, Stephon	CB	1	2016
Greene, Tony	S	1	1977
Henry, Travis	RB	1	2002
Hill, J.D.	WR	1	1972
Hull, Kent	C	3	1988-90
Hyde, Micah	S	1	2017
Incognito, Richie	G	3	2015-2017
Jacobs, Harry	LB	2	1965, 1969
James, Robert	CB	3	1972-74
Janik, Tom	S	2	1965, 67
Jones, Henry	SS	1	1992
Kelly, Jim	QB	5	1987, 88 <sup>^</sup> , 90 (MVP), 91, 92 <sup>^</sup>
Kemp, Jack	QB	6	1962, 1963 <sup>^</sup> , 1964-66, 69
Lewis, Frank	WR	1	1981
Lincoln, Keith	RB	1	1967



# PRO BOWL SELECTIONS (ALPHA)

Lofton, James	WR	1	1991
Lynch, Marshawn	RB	1	2008
Matsos, Archie	LB	2	1961-62
McCoy, LeSean	RB	3	2015-17
McDole, Ron	DE	2	1965, 67
McGee, Terrence	KR	1	2004
McMurtry, Chuck	DT	1	1961
Mercer, Mike	K	1	1967
Moorman, Brian	P	2	2005, 2006
Moses, Haven	WR	1	1969
Moulds, Eric	WR	3	1998, 00, 02
Norwood, Scott	K	1	1988
Odomes, Nate	CB	2	1992-93
O'Donnell, Joe	G	1	1966
Olson, Harold	T	1	1961
Paup, Bryce	LB	3	1995-97
Peters, Jason	T	2	2007^, 2008^
Reed, Andre	WR	7	1988-92, 93^, 94
Rice, Ken	T	1	1961
Ritcher, Jim	G	2	1991-92
Roberts, Andre	KR/PR	2	2019, 2020
Saimes, George	S	5	1964-68
Schneck, Mike	LS	1	2005
Schobel, Aaron	DE	2	2006, 2007
Sestak, Tom	DE	4	1962-64, 1965^
Shaw, Billy	G	8	1962-64, 1965^, 1966-69
Simpson, O.J.	RB	6	1969@, 72 (MVP) -76
Smerlas, Fred	NT	5	1980-83, 88
Smith, Bruce	DE	11	1987, 88 (MVP), 1989-90, 92^, 93^, 94-98^
Spikes, Takeo	LB	2	2003, 2004
Spiller, C.J.	RB	1	2012
Stratton, Mike	LB	6	1963-68
Talley, Darryl	LB	2	1990, 91
Tasker, Steve	ST*	7	1987, 90-92 (MVP), 93-95
Taylor, Tyrod	QB	2	2015, 2016
Thomas, Thurman	RB	5	1989, 90-91, 92^, 93
Torczon, LaVerne	DE	1	1962
Tracey, John	LB	2	1965-66
Warlick, Ernie	E	4	1962-65
Washington, Ted	NT	3	1997-98, 00
West, Willie	DB	1	1963
White, Tre'Davious	CB	2	2019, 2020
Williams, Ben	DE	1	1982
Williams, Kyle	DT	6	2010, 2012-14, 2016, 2018
Williams, Mario	DE	2	2013-14
Wolford, Will	OT	2	1990, 92
Wood, Eric	C	1	2015

ST\*= Special Teams @Participated in AFL All-Star Game and NFL Pro Bowls

^Selected, but did not play due to injury (MVP) = Most Valuable Player



# PLAYERS OF THE WEEK/MONTH

1984

## AFC PLAYER/WEEK

Week 12 (11/18 vs. Dal.): Greg Bell (O)

1985

## AFC PLAYER/WEEK

Week 7 (10/20 vs. Ind.): Greg Bell (O)

Week 8 (10/27 at Phi.): James Lofton (O)

1986

## AFC PLAYER/WEEK

Week 13 (11/30 at KC): Charles Romes (D)

1987

## AFC PLAYER/WEEK

Week 2 (9/20 vs. Hou.): Jim Kelly (O)

Week 7 (10/25 at Mia.): Jim Kelly (O)

Week 12 (11/29 vs. Mia.): Bills Defense (D)

1988

## AFC PLAYER/WEEK

Week 4 (9/25 vs. Pit.): Mark Kelso

Week 6 (10/9 vs. Ind.): Cornelius Bennett (D)

Week 9 (10/30 vs. GB): Cornelius Bennett (D)

Week 12 (11/20 vs. NYJ): Fred Smerlas (D)

## AFC PLAYER/MONTH

October: Cornelius Bennett (D)

1989

## AFC PLAYER/WEEK

Week 1 (9/10 at Mia.): Jim Kelly (O)

Week 3 (9/24 at Hou.): Jim Kelly (O)

## AFC PLAYER/MONTH

September: Jim Kelly (O)

1990

## AFC PLAYER/WEEK

Week 3 (9/24 at NYJ): Thurman Thomas (O)

Week 4 (9/30 vs. Den.): Cornelius Bennett (D)

Week 5 (10/7 vs. LAR): Cornelius Bennett (D)

Week 7 (10/21 vs. NYJ): Andre Reed (O)

Week 13 (12/2 vs. Phi.): Bruce Smith (D)

Week 14 (12/9 at Ind.): Bruce Smith (D)

Week 16 (12/23 vs. Mia.): Darryl Talley (D)

## AFC PLAYER/MONTH

December: Bruce Smith (D)

1991

## AFC PLAYER/WEEK

Week 1 (9/1 vs. Mia.): Thurman Thomas (O)

Week 2 (9/8 vs. Pit.): Jim Kelly (O)

Week 3 (9/15 at NYJ): Thurman Thomas (O)

Week 4 (9/22 at TB): Cornelius Bennett (D)

Week 5 (9/29 vs. Chi.): Nate Odomes (D)

Week 8 (10/21 vs. Cin.): James Lofton (O)

Week 15 (12/8 at LAR): Jim Kelly (O)

## AFC PLAYER/MONTH

September: Jim Kelly (O)

Thurman Thomas (O)

November: Thurman Thomas (O)

1992

## AFC PLAYER/WEEK

Week 2 (9/13 at SF): Jim Kelly (O)

Week 4 (9/27 at NE): Jim Kelly (O)

Week 10 (11/8 vs. Pit.): Thurman Thomas (O)

Week 15 (12/12 vs. Den.): Thurman Thomas (O)

Week 16 (12/20 at NO): Jeff Wright (D)

## AFC PLAYER/MONTH

September: Jim Kelly (O)

1993

## AFC PLAYER/WEEK

Week 2 (9/12 at Dal.): Steve Tasker (ST)

Week 8 (10/24 at NYJ): Bruce Smith (D)

Week 16 (12/19 at Mia.): Nate Odomes (D)

Week 17 (12/26 vs. NYJ): Steve Christie (ST)

## AFC PLAYER/MONTH

October: Bruce Smith (D)

1994

## AFC PLAYER/WEEK

Week 2 (9/11 at SE): Chris Mohr (ST)

Week 3 (9/18 at Hou.): Steve Christie (ST)

Week 4 (9/26 vs. Den.): Cornelius Bennett (D)

Week 9 (10/30 vs. KC): Bruce Smith (D)

## AFC PLAYER/MONTH

September: Bruce Smith (D)

Steve Christie (ST)

1995

## AFC PLAYER/WEEK

Week 3 (9/17 vs. Ind.): Bryce Paup (D)

Week 7 (10/15 vs. Sea.): Bryce Paup (D)

Week 15 (12/10 at Stl.): Jim Kelly (O)

## AFC PLAYER/MONTH

November: Bryce Paup (D)



# PLAYERS OF THE WEEK/MONTH

1996

## AFC PLAYER/WEEK

Week 4 (9/22 vs. Dal.): Manny Martin (D)  
Week 8 (10/20 at NYJ): Steve Christie (ST)  
Week 10 (11/3 vs. Was.): Darick Holmes  
Week 11 (11/10 at Phi.): Bruce Smith (D)  
Week 13 (11/24 vs. NYJ): Kurt Schultzt (D)  
Week 17 (12/22 vs. KC): Jim Kelly (O)

## AFC PLAYER/MONTH

September: Bruce Smith (D)  
November: Bruce Smith (D)

## AFC ROOKIE/MONTH

November: Gabe Nothern (D)

1997

## AFC PLAYER/WEEK

Week 2 (9/7 at NYJ): Bryce Paup (D)  
Week 8(10/20 at Ind.): Bruce Smith (D)

## AFC PLAYER/MONTH

October: Bruce Smith (D)

1998

## AFC PLAYER/WEEK

Week 5 (10/4 vs. SF): Bruce Smith (D)  
Week 9 (11/1 vs. Mia.): Doug Flutie (O)  
Week 14 (12/6 at Cin.): Steve Christie (ST)

## AFC PLAYER/MONTH

December: Steve Christie (ST)

## AFC ROOKIE/MONTH

October: Sam Cowart (D)

1999

## AFC PLAYER/WEEK

Week 4 (10/4 at Mia.): John Holecsek (D)  
Week 9 (11/7 at Was.): Doug Flutie (O)  
Week 17 (1/2 vs. Ind.): Rob Johnson (O)

2000

## AFC PLAYER/WEEK

Week 1 (9/3 vs. Ten.): Steve Christie (ST)  
Week 7 (10/15 vs. SD): Steve Christie (ST)  
Week 10 (11/5 at NE): Sam Cowart (D)  
Steve Christie (ST)

## AFC PLAYER/MONTH

November: Sam Cowart (D)

2002

## AFC PLAYER/WEEK

Week 2 (9/23 at Ind.): Drew Bledsoe (O)  
Mike Hollis (ST)  
Week 6 (10/18 at Jax.): Travis Henry (O)  
Week 7 (10/28 at SD): Nate Clements (D)

## AFC PLAYER/MONTH

September: Drew Bledsoe (O)  
October: Brian Moorman (ST)

2003

## AFC PLAYER/WEEK

Week 1 (9/7 vs. NE): Takeo Spikes (D)  
Week 13 (11/30 at NYG): Aaron Schobel (D)

2004

## AFC PLAYER/WEEK

Week 6 (10/17 vs. Mia.): Brian Moorman (ST)  
Week 8 (10/31 vs. Ari.): Terrence McGee (ST)  
Week 11 (11/21 vs. Stl.): Lawyer Milloy (D)  
Week 13 (12/5 at Mia.): Terrence McGee (ST)

2005

## AFC PLAYER/WEEK

Week 10 (11/13 vs. KC): Brian Moorman (ST)  
Week 16 (12/24 at Cin.): Terrence McGee (ST)

2006

## AFC PLAYER/WEEK

Week 2 (9/17 at Mia.): Coy Wire (ST)  
Week 9 (11/5 vs. GB): Brian Moorman (ST)  
Week 12 (11/26 vs. Jax.): Roscoe Parrish (ST)  
Week 14 (12/10 at NYJ): Aaron Schobel (D)  
Week 15 (12/17 vs. Mia.): Brian Moorman (ST)

## AFC PLAYER/MONTH

November: Brian Moorman (ST)

## NFL ROOKIE/MONTH

September: Donte Whitner (D)

2007

## AFC PLAYER/WEEK

Week 4 (9/30 vs. NYJ): Jabari Greer (D)  
Week 13 (12/2 at Was.): Rian Lindell (ST)

## NFL ROOKIE/WEEK

Week 7 (10/21 vs. Bal.): Marshawn Lynch (O)  
Week 10 (11/11 at Mia.): Marshawn Lynch (O)  
Week 13 (12/2 at Was.): Trent Edwards (O)  
Week 14 (12/9 vs. Mia.): Trent Edwards (O)

2008

## AFC PLAYER/WEEK

Week1 (9/7 vs. Sea.): Roscoe Parrish (ST)

## NFL ROOKIE/MONTH

November: Leodis McKelvin (D)

2009

## AFC PLAYER/WEEK

Week 2 (9/20 vs. TB): Rian Lindell (ST)  
Week 7 (10/25 at Car.): Brian Moorman (ST)



# PLAYERS OF THE WEEK/MONTH

## NFL ROOKIE/MONTH

October: Jairus Byrd (D)

## 2010

### AFC PLAYER/WEEK

Week 3 (9/26 at NE): C.J. Spiller (ST)

Week 11 (11/21 at Cin.): Drayton Florence (D)

## 2011

### AFC PLAYER/WEEK

Week 3 (11/25 vs. NE): Rian Lindell (ST)

Week 5 (10/9 vs. Phi.): George Wilson (D)

### AFC PLAYER/MONTH

September: Ryan Fitzpatrick (O)

### NFL ROOKIE/WEEK

Week 8 (10/30 vs. Was.): Marcell Dareus (D)

## 2012

### AFC PLAYER/WEEK

Week 6 (10/14 at Ari.): Jairus Byrd (D)

Week 11 (11/15 vs. Mia.): Leodis McKelvin (S)

## 2013

### AFC PLAYER/WEEK

Week 2 (9/15 vs. Car.): Mario Williams (D)

Week 7 (10/20 at Mia.): Mario Williams (D)

## 2014

### AFC PLAYER/WEEK

Week 1 (9/7 at Chi.): Dan Carpenter (ST)

Week 2 (9/14 vs. Mia.): C.J. Spiller (ST)

Week 5 (10/5 at Det.): Marcell Dareus (D)

Week 12 (11/24 vs. NYJ): Boobie Dixon (ST)

### AFC PLAYER/MONTH

November: Mario Williams (D)

### NFL ROOKIE/MONTH

October: Sammy Watkins (O)

## 2015

### AFC PLAYER/WEEK

Week 3 (9/27 at Mia.): Preston Brown (D)

Week 10 (11/12 at NYJ): Bacarri Rambo (D)

### AFC ROOKIE/MONTH

November: Ronald Darby (D)

## 2016

### AFC PLAYER/WEEK

Week 4 (10/2 at NE): Zach Brown (D)

Week 5 (10/9 at LAR): Nickell Robey-Coleman (D)

Week 11 (11/20 at Cin.): Dan Carpenter (ST)

### AFC PLAYER/MONTH

October: Lorenzo Alexander (D)

## 2017

### AFC PLAYER/WEEK

Week 3 (9/24 vs. Den.): Stephen Hauschka (ST)

Week 4 (10/1 at Atl.): Stephen Hauschka (ST)

### NFL ROOKIE/MONTH

September: Tre'Davious White (D)

### AFC PLAYER/MONTH

October: Micah Hyde (D)

December: Jordan Poyer (D)

## 2018

### AFC PLAYER/WEEK

Week 3 (9/23 at Min.): Matt Milano (D)

Week 10 (11/11 at NYJ): Stephen Hauschka (ST)

Week 17 (12/30 vs. Mia.): Josh Allen (O)

### NFL ROOKIE/MONTH

December: Tremaine Edmunds (D)

## 2019

### AFC PLAYER/WEEK

Week 7 (10/20 vs. Mia.): Tre'Davious White (D)

Week 11 (11/17 at Mia.): Josh Allen (O)

Week 15 (12/15 at. Pit.): Tre'Davious White (D)

## 2020

### AFC PLAYER/WEEK

Week 2 (9/20 at Mia.): Josh Allen (O)

Week 7 (10/25 at NYJ): Jerry Hughes (D)

Week 9 (11/8 vs. Sea.): Josh Allen (O)

Week 12 (11/29 vs. LAC): A.J. Klein (D)

Week 13 (12/7 at SF): Josh Allen (O)

Week 15 (12/19 at Den.): Josh Allen (O)

Week 16 (12/28 at NE): Stefon Diggs (O)

### AFC PLAYER/MONTH

September: Josh Allen (O)

December: Josh Allen (O)

## 2021

### AFC PLAYER/WEEK

Week 3 (9/26 vs. Was.): Josh Allen (O)

Week 4 (10/3 vs. Hou.): Tremaine Edmunds (D)

Week 5 (10/10 at KC): Greg Rousseau (D)

### AFC PLAYER/MONTH

October: Tyler Bass (ST)

Total Players/Week: 123

Total Players/ Month: 27

Total Rookies/Week: 7

Total Rookies/Month: 10

LET'S  
GO!

