



2022 CLEVELAND BROWNS

MEDIA GUIDE



CLEVELAND BROWNS

2022 SEASON SCHEDULE

SEPTEMBER

WK 1  SUN, SEP 11
PANTHERS
1 P.M.

WK 2  SUN, SEP 18
JETS
1 P.M.

WK 3  THURS, SEP 22
STEELERS
8:15 P.M. **TNF**

WK 4  SUN, OCT 2
FALCONS
1 P.M.

WK 5  SUN, OCT 9
CHARGERS
1 P.M.

WK 6  SUN, OCT 16
PATRIOTS
1 P.M.


WK 7  SUN, OCT 23
RAVENS
1 P.M.


WK 8  MON, OCT 31
BENGALS
8:15 P.M. **MNF**

OCTOBER


NOVEMBER


WK 9  SUN, NOV 6
BYE WEEK

WK 10  SUN, NOV 13
DOLPHINS
1 P.M.

WK 11  SUN, NOV 20
BILLS
1 P.M.

WK 12  SUN, NOV 27
BUCCANEERS
1 P.M.

WK 13  SUN, DEC 4
TEXANS
1 P.M.

WK 14  SUN, DEC 11
BENGALS
1 P.M.

WK 15  DEC 17/18
RAVENS
TIME TBD

WK 16  SAT, DEC 24
SAINTS
1 P.M.

DECEMBER

FOR TICKETS: 440.891.5050
CLEVELANDBROWNS.COM

 @BROWNS  /BROWNS  @BROWNS
 /CLEVELANDBROWNS  @CLEVELANDBROWNS

 **vividseats** OFFICIAL FAN EXPERIENCES  HOME  AWAY

JANUARY

WK 17  SUN, JAN 1
COMMANDERS
1 P.M.

WK 18  JAN 7/8
STEELERS
TIME TBD

A	
All-League Selections	215
Attendance, All-Time	345
Assistant Coaches (1946-95, 1999-2021)	237-238
Award Winners, NFL	212-214
Award Winners, Team	217
B	
Biographies	
Coaching Staff	36-73
Draft Choices, 2022	178-186
Football Support Staff	89-95
Front Office	21-35
Player Personnel	74-89
Undrafted and First-Year Free Agents	187-192
Veterans	107-177
Browns Give Back	4-15
C	
CrossCountry Mortgage Campus	394
D	
Directory, Browns Staff	17-19
Draft	
Choices, All-Time	239-249
Choices, by College	250
1999 Expansion	251
F	
FirstEnergy Stadium	391-394
Free Agency, (1993-95, 1999-2022)	251-252
Free Agents, "Plan B" (1989-92)	252
H	
Hall of Fame, Browns in	209-213
History, Browns	205-206
L	
Legends, Cleveland Browns	206
Longest Plays, Browns History	353
N	
Numbers	
Jersey, All-Time	229-238
Retired Uniform	205
O	
Overtime, Browns in	265-267
P	
Prime Time, Browns on	268

TEAM INFORMATION

CROSSCOUNTRY MORTGAGE CAMPUS

76 Lou Groza Boulevard
Berea, Ohio 44017
(440) 891-5000

FIRSTENERGY STADIUM

100 Alfred Lerner Way
Cleveland, Ohio 44114
(440) 891-5001

CLEVELAND BROWNS TICKET OFFICE

FirstEnergy Stadium
100 Alfred Lerner Way
Cleveland, Ohio 44114
(440) 891-5050
(888) 891-1999 (toll free)

Pro Bowl Selections	
By Player	216
By Year	215
Pronunciation Guide	166
R	
Ranking by Yards (Since 1971)	265
Records	
100-Yard Receiving Games	389-391
100-Yard Rushing Games	382-386
300-Yard Passing Games	387-388
Head Coaches	269
Individual	351-360
Opponents' Single-Game	370-371
Rookie	367-369
Team	360-367
Results	
Opponents, All-Time, Game-by-Game	257-264
Opponents, All-Time, Overall	264
Playoff	347
Preseason, All-Time	270-273
Regular Season, All-Time	274-344
Year-by-Year	346
Ring of Honor	206
Rosters	
All-Time	218-228
Alphabetical, 2022	103
Numerical, 2022	104
S	
Shutouts, All-Time	269
Staff, Browns	96-103
Standings, 2021 NFL Final	192
Statistics, Final, 2021	193-195
Summaries, 2021 Week-By-Week	200-203
T	
Team Information	1
Top 10	
Career	349-350
Game Performances	352
Seasons	351
Trade History (1999-2022)	253-256
Training Camp History	395
Y	
Year-By-Year Leaders	372-381

CLEVELAND BROWNS PRO SHOP

(440) 824-3427
(877) 746-8326 (toll free)

TICKET SALES

(440) 824-3434

BROWNS GIVE BACK



EARN YOUR STRIPES

THE CLEVELAND BROWNS

GIVE BACK

TO NORTHEAST OHIO

WITH A COMMITMENT TO

EDUCATION, YOUTH FOOTBALL

AND **SOCIAL JUSTICE** WHILE ENGAG-

ING THE COMMUNITY THROUGH THE

SIGNATURE **FIRST AND TEN**

VOLUNTEER MOVEMENT.

THE BROWNS HAVE A UNIFIED AND STREAMLINED PHILANTHROPIC
MISSION THROUGHOUT NORTHEAST OHIO WITH
“**BROWNS GIVE BACK**”

Giving back to Northeast Ohio is a core value of the Cleveland Browns organization, and Browns Give Back creates a measurable, thoughtful and impactful approach to enrich the communities in which we live, work and play through financial contributions and service projects.

The Browns' philanthropic efforts through the Cleveland Browns Foundation, Community Relations and personal giving from Dee and Jimmy Haslam, coaches, players and the rest of the Browns organization are unified together under the Browns Give Back platform. The target of these endeavors is devoted to three focus areas: **EDUCATION**, **YOUTH FOOTBALL** and the team's signature **FIRST AND TEN** volunteer initiative. The Browns also remain committed to social justice efforts throughout the region and state through **#BETHESOLUTION** and **INSPIRE CHANGE**.

“As stewards of this franchise we recognize the platform our organization has to unify Northeast Ohio in so many ways,” said Dee and Jimmy Haslam. “We take great pride in the responsibility of every member of our organization to positively impact this community which has provided an incredible amount of support during our time in Cleveland. Our Browns Give Back initiative is keenly focused through a streamlined approach on areas that we feel can improve the lives of children while engaging our community and inspiring others to get out and make an impact by volunteering their time to a cause.”

The Browns focus on education and youth football is a direct reflection on supporting children first, who represent the future of our city. When the children of Northeast Ohio succeed and accomplish their goals on their way to becoming adults, everyone in the area, including the Browns, benefits and wins. The same goes for volunteerism, which is encouraged and amplified through First and Ten, not only locally but in the cities in which fans and teammates live.

@ BrownsGiveBack



LEARN MORE AT CLEVELANDBROWNS.COM/BROWNSGIVEBACK

BROWNS GIVE BACK - STAY IN THE GAME!

EDUCATION

Stay in the Game! Network is a statewide initiative designed to promote the importance of school attendance and put an end to chronic absenteeism, with a 10-year goal of cutting the rate in half, significantly increasing the odds of graduation for more than **150,000 students**. The Network partners with Ohio school districts to build a school-going culture, reduce common barriers to attendance and support engagement opportunities for students to thrive.



Invested over **\$1.7 MILLION** to support student attendance.



MENTORS



TRANSPORTATION



MENTAL HEALTH



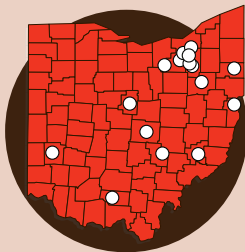
TECHNOLOGY



FAMILY ENGAGEMENT



CLOTHING



ATTENDANCE + ENGAGEMENT =
SUCCESS

17 school districts engaged in Stay in the Game Network totaling over **150,000 students**



8%

Success has been seen through initiatives like personalized communications such as postcards, robo-calls and engagement with families, increasing attendance up to 8%.



2,000+

Browns players shared messages of encouragement on importance of attendance through social media and personal visits. Over 2,000 families were rewarded with game tickets and school visits for Staying in the Game.

@SITG_Network | StayintheGame.org

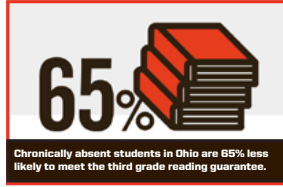

Stay in the Game! Network at a Glance:

- The *Stay in the Game!* Network, in partnership with Harvard University's Proving Ground and the Ohio Department of Education, benefits from the expertise and thought partnership of multiple state and national collaborators as part of the Network's Advisory Board. These collaborators include Ohio Governor Mike DeWine, Ohio Department of Job and Family Services, Ohio Department of Mental Health and Addiction Services, Supreme Court of Ohio and Attendance Works.
- The network has established a 10-year goal of cutting Ohio chronic absenteeism in half.
- Partner districts receive additional support and resources to build a local campaign and create programs to help students remain present and engaged, using a data-informed, continuous improvement approach. Resources include the Stay in the Game! Digital Playbook that walks partners through best attendance practices of the Network. All learnings will be shared broadly across the Network, benefiting all schools and districts that are members.





STAFF
PLAYERS
2021 SEASON
HISTORY
RECORDS
GAME DAY

BROWNS GIVE BACK - STAY IN THE GAME!



KEEP LEARNING, EVERY DAY



@BrownsGiveBack



STAFF

PLAYERS

2021 SEASON

HISTORY

RECORDS

GAME DAY

BROWNS GIVE BACK - YOUTH FOOTBALL

The Cleveland Browns are dedicated to advancing youth and high school football and fostering a love for playing the game while focusing on **EDUCATION, LEADERSHIP** and **CELEBRATION** of the sport in Northeast Ohio.

CLEVELAND BROWNS FIELD PROJECTS



SINCE MAKING CLEVELAND OUR HOME, WE HAVE FOCUSED ON IMPROVING YOUTH FOOTBALL AND EDUCATION FOR THE ENTIRE REGION. BY INSTALLING THESE SYNTHETIC TURF FIELDS, WE ARE ABLE TO COMBINE THOSE TWO PASSIONS TO GIVE OUR YOUTH, SCHOOLS AND COMMUNITIES YEAR-ROUND ACCESS TO THE RESOURCES THEY DESERVE.

- DEE & JIMMY HASLAM




As part of the Browns' dedication to education, youth and high school football and Northeast Ohio, Dee and Jimmy Haslam and the Browns organization have helped install 13 high-quality synthetic turf fields in the past six years at schools and community organizations throughout the region. While each field is lined to permit frequent use by various sports groups, including football, soccer and more, one primary focus is to offer youth educational tools through these "outdoor classrooms," which allow opportunities to participate in extracurricular activities that support attendance, school engagement and overall personal growth. The site selection process prioritizes underserved communities in the inner city and other areas of need, helping promote equal access to beneficial educational resources to everyone throughout the community, no matter their race, gender or economic status.

The project launched in May 2016, when the Haslams and Browns committed to new surfaces at five Cleveland Metropolitan School District (CMSD) schools over a two-year span. During the community impact project's planning stages, CMSD identified five locations that would create the most significant results throughout the city. Three fields - Royce Kidd Field, James F. Rhodes Field and Bump Taylor Field - were completed for the start of the 2016 high school football season, while John Adams Field and John Marshall Field finished construction in fall 2017.

Since the Senate League field installment, the Cleveland Muni League, CMSD physical education classes and local community members have also received additional access to the spaces, given many time limitations related to grass field maintenance have been eliminated with the implementation of synthetic turf.

In 2018, the Browns provided two new high school fields - one at Toledo's Roy C. Start High School and one at Lorain High School's George Daniel Field. In 2019, the Browns extended their commitment at two sites - one at Boys Hope Girls Hope of Northeast Ohio and one at Akron's Ellet High School.

During the 2021 offseason, the Browns completed field projects at East Cleveland's Shaw High School and Akron's Archbishop Hoban High School. This past offseason, the team committed to fields at Olmsted Falls City Schools Vitamax Field at Charles Harding Memorial Stadium and Akron Public Schools' Buchtel Stadium, both of which will be completed by fall of 2022.



BROWNS GIVE BACK - YOUTH FOOTBALL

EDUCATE

HELMETS PROGRAM

HELMETS, presented by Meijer and in association with University Hospitals and Xenith, aims to advance player safety by awarding an eligible Ohio area high school football program with \$25,000 in new Xenith football helmets. As a prerequisite, programs must commit to enhancing player health and safety by enrolling in USA Football's medically endorsed Youth Football Certification course, which offers certification clinics to educate coaches about concussion recognition and response protocols, proper equipment fitting, shoulder tackling, heads up blocking, heat emergency preparedness and hydration and sudden cardiac arrest. Shaw High School, Triway High School and James Ford Rhodes High School were among the most recent recipients.



TO ENTER YOUR SCHOOL AND TO LEARN MORE, VISIT WWW.CLEVELANDBROWNS.COM/HELMETS



JR. BROWNS

As part of the Cleveland Browns' commitment to assisting the development, safety and growth of youth and high school football throughout Ohio, Jr. Browns NFL FLAG is the team's official youth football program committed to children 5-14 years (K-8th grade). It provides boys and girls opportunities to play in one of the NFL's largest organized non-contact football leagues.

Jr. Browns leagues and participants span all of Northeast Ohio and extend into Columbus, along with other parts of the state. Combining Jr. Browns and NFL Flag, the programs currently encompass 112 leagues covering 13 counties, including 31 in Cuyahoga County serving more than 3,500 participants.



TO REGISTER AND TO LEARN MORE, VISIT WWW.CLEVELANDBROWNS.COM/NEXT

STAFF

PLAYERS

2021 SEASON

HISTORY

RECORDS

GAME DAY

BROWNS GIVE BACK - YOUTH FOOTBALL

LEAD

LEGENDS CLINIC

With the new high-quality synthetic turf fields throughout Greater Cleveland, Akron, Lorain and Toledo, the Browns have helped create new opportunities to play football in the region. To further their support, the Browns in the summer of 2018 introduced the Cleveland Browns Legends Clinic. Through the event, more than 1,000 kids have already had the opportunity to attend a free clinic where Browns alumni serve as Play Football Ambassadors while high school coaches offer up tips and hands-on instruction. The sessions include lectures, fundamental football skills stations, contests and non-contact games in a high-energy, fun and positive environment to promote a love of the game for youth participants.



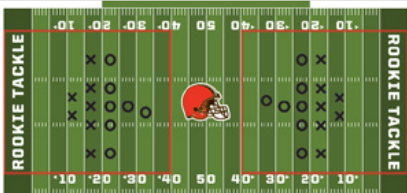
ROOKIE TACKLE

Launched in 2017, the Browns and local youth football organizations across the country are hosting USA Football Rookie Tackle programs to further introduce and evaluate the new education and skills-progression focused version of the sport.

USA Football's Rookie Tackle was created to provide a playing structure and format to serve as a youth football development bridge between flag football and 11-player tackle. In line with other sports' models, Rookie Tackle offers young participants an opportunity to be introduced to or progressively learn more about football fundamentals, strategy and the game itself prior to advancing to full 11-on-11, 100-yard competition that is equivalent to the high school, collegiate and professional ranks.

The Cleveland Browns were the first NFL team to help coordinate USA Football's "modified tackle" football scrimmages and a Rookie Tackle pilot league within their home market as the two organizations continue their partnership and dedication to advance youth players' enjoyment of playing the country's most popular sport.

LEARN MORE AT WWW.CLEVELANDBROWNS.COM/PLAYFOOTBALL



YOUTH FOOTBALL CAMPS

The Cleveland Browns Youth Football Camp Series, in association with University Hospitals, helps kids sharpen their skills as they work on all the basics from passing and kicking to blocking and defense. Participants were given the opportunity to be coached by local high school coaches, participate in daily challenges and experience once-in-a-lifetime activities! Camp sessions in 2022 took place at FirstEnergy Stadium, home of the Cleveland Browns, and Fortress Obetz Field near Columbus.



OFFICIAL YOUTH & HIGH SCHOOL FOOTBALL ACCOUNT FOR THE CLEVELAND BROWNS. STAY UP TO DATE ON ALL YOUTH & HIGH SCHOOL FOOTBALL PROGRAMMING THROUGHOUT THE YEAR.



@BrownsYouthFB

BROWNS GIVE BACK - YOUTH FOOTBALL

CELEBRATE

HIGH SCHOOL GAME OF THE WEEK

The Cleveland Browns High School Game of the Week (HSGOTW) returns this fall for the 13th consecutive year, presented by Ohio CAT. Since the program began, more than eight million votes have been submitted for weekly matchups posted on ClevelandBrowns.com, making the Game of the Week page one of the most visited pages on ClevelandBrowns.com. Last year, Medina High School Football Head Coach Larry Laird was named the 2021 Cleveland Browns High School Coach of the Year. In recognition of Laird's commitment to excellence on and off the field, the Browns and the team's High School Game of the Week partners provided a \$7,500 grant (\$5,000 to the annual winner, plus the \$2,500 given to all finalists) in 2021 to benefit Medina High School's football program.



ADAPTED FOOTBALL LEAGUE



Established in 2011 as the first competitive adapted football program in Ohio, the Adapted Football League gives children and adults of all abilities the opportunity to participate in an organized, competitive and developmental sport that would otherwise be unavailable to them. The primary focus for each player includes (1) skill development, (2) social interaction and (3) physical exercise. The league is organized into two divisions, including one for players using wheelchairs.


The Adapted Football League began its 12th season in June 2022. Browns Give Back is a proud supporter of the Adapted Football League, which serves over 120 athletes each year.

VISIT WWW.ACHIEVEMENTCENTERS.ORG TO LEARN MORE, REGISTER OR VOLUNTEER!

HIGH SCHOOL GIRLS FLAG FOOTBALL

Through their partnership, the Browns and Northeast Ohio Flag Football (NEO Flag) launched the first-ever All Girls High School Division in the state of Ohio. Girls flag football is gaining popularity in high schools and colleges throughout the country, and women's flag football is officially a National Association of Intercollegiate Athletics (NAIA) varsity sport - thanks to a two-year partnership between the NAIA, the National Football League (NFL) and Reigning Champs Experiences (RCX).

In summer of 2021, the team hosted its first-ever high school girls flag football jamboree, where teams competed on the field and then met with Chief of Staff Callie Brownson and Browns players. The following May, the Browns hosted the first-ever Girls High School Flag Football Championship Tournament at FirstEnergy Stadium, capping the inaugural season of the new league that offered organized high school girls flag football competition for nine teams in Ohio for the first time.



VISIT CLEVELANDBROWNS.COM/BROWNSGIVEBACK

TO SEE HOW THE CLEVELAND BROWNS GIVE BACK TO NORTHEAST OHIO WITH A COMMITMENT TO EDUCATION AND YOUTH FOOTBALL WHILE ENGAGING THE COMMUNITY THROUGH THE SIGNATURE FIRST AND TEN VOLUNTEER MOVEMENT.

GIVE TEN HOURS


**FIRST
AND
TEN**

HELP YOUR COMMUNITY

MAKE A PERSONAL PLEDGE!

MAKE A PERSONAL PLEDGE TO VOLUNTEER 10 HOURS IN YOUR COMMUNITY EVERY YEAR!

CHECK OUT CLEVELANDBROWNS.COM/BROWNSGIVEBACK FOR VOLUNTEER OPPORTUNITIES IN NORTHEAST OHIO

COMMUNITY PARTNERS

American Cancer Society [American Red Cross](#) USA Football [USO of Northern Ohio](#) Providence House
[United Way of Greater Cleveland](#) Achievement Centers for Children [Greater Cleveland Food Bank](#)
 The Centers for Families and Children [Greater Cleveland Sports Commission](#) American Heart Association


[@BrownsGiveBack](#)


BROWNS GIVE BACK -VOLUNTEERING

LAUNCHED IN 2014, **FIRST AND TEN** INSPIRES BROWNS FANS TO GIVE BACK TO THEIR COMMUNITY!



STAFF

PLAYERS

2021 SEASON

HISTORY

RECORDS

GAME DAY

BROWNS GIVE BACK - VOLUNTEERING

THE MESSAGE OF **GIVING BACK TO OUR COMMUNITIES** BEGINS IN THE BUILDING. IN ADDITION TO THE PLAYERS' AND FANS' COMMITMENT TO THE FIRST AND TEN MOVEMENT, **BROWNS STAFF** ALSO LOG 10 OR MORE HOURS OF SERVICE EACH YEAR.



VOLUNTEER & MAKE AN IMPACT



The Cleveland Browns give back to Northeast Ohio with a commitment to education, youth football and social justice all while engaging the community through the signature **First and Ten** volunteer movement.

STAFF
PLAYERS
2021 SEASON
HISTORY
RECORDS
GAME DAY

IMPACTING THE LAND - #BETHESOLUTION



Following the tragic death of George Floyd, and as protests spread from coast to coast and across the globe, Browns Executive Vice President of Football Operations and General Manager Andrew Berry on June 5 sent a passionate email to all Browns employees. Ultimately, it served as the inspiration for a call to action that now includes all Browns fans through the team's **#BeTheSolution** campaign.

Berry's email started with a message of empathy and sympathy to those who have struggled to focus on the day-to-day not only because of what was transpiring in the wake of Floyd's death, but also the tragedies involving Breonna Taylor, Ahmaud Arbery and others victims representing the African-American community.

"On a personal level, I've cycled through feelings of frustration, anger, despondency and – yes – even hope throughout the week," Berry wrote. "I'm the father of two black boys, and I'm most thankful that they are young enough to maintain their innocence. Whether you are empathetic or sympathetic, let's take some time to not ignore the obvious... This is not 'business as usual.'"

In his email, Berry encouraged staff to take one of three significant steps to educate themselves and/or make a donation to an organization committed to social equality initiatives. Within 24 hours, more than 50 employees participated. Including Berry's \$8,460 commitment and matching contributions from the Haslam family, the organization's staff raised more than \$180,000 for 14 different charities in just a few weeks.

#BETHESOLUTION CALL TO ACTION:

- 1) Spend at least 8 minutes and 46 seconds (in honor of Floyd) on one of a number of educational or dialogue items available and submit a short written or video reflection about what they learned or will do moving forward
- 2) Sign up for any social activism initiative
- 3) Donate anything to a social activism cause

Those resources were then made available outside of the Browns' organization to anyone that would like to do their part to #BeTheSolution.

Visit the Browns' **#BeTheSolution** campaign website for more information and resources:
WWW.CLEVELANDBROWNS.COM/BETHESOLUTION

While #BeTheSolution is entering its third year, the Browns have a long-standing commitment to promoting equality for all and addressing social justice issues, including through the Cleveland Browns Foundation "Stay in the Game!" Network's efforts to improve education, student engagement and resources available for districts, families and students.

Since 2018, the Browns and the team's leadership, coaches and players have contributed more than \$1.6 million to organizations focused on helping underserved communities and individuals, in addition to its in-community programming. This includes nearly \$500,000 to address the digital divide in Cleveland, highlighted by a \$350,000 contribution to East Cleveland City Schools in 2020. More information on the team's engagement through the NFL Inspire Change initiative are detailed on the following page.

Additionally, the Browns, Cavaliers and Indians launched the Cleveland Three-Team Alliance (CL3) in July 2020 collaborate together and develop a sustainable and direct strategy to address social injustice facing the City of Cleveland and Northeast Ohio. The alliance focuses on three core areas: 1) the relationship between law enforcement and its citizens; 2) encouraging nonpartisan voting activities and education; and 3) increasing the opportunities for quality education for everyone.

"We are a family. We're in this for one reason. We realize what's right, and there are some things that are more important than football. I think too many times organizations can be tone deaf to those dynamics. This is one of those moments where our focus can't be only or solely what goes on between those white lines. There are just bigger societal issues at play. NFL teams, in general, have such an influence on their communities that if we can't be at the front of the pack on some of these issues that impact all of us, then shame on us." - **ANDREW BERRY**

IMPACTING THE LAND - BROWNS SOCIAL JUSTICE INITIATIVES



Through the league's Inspire Change initiative, Dee and Jimmy Haslam, and the Browns organization have worked towards education and economic advancement, police/community relations and criminal justice reform in the Cleveland community. Now more than ever, the Browns remain committed to the goal of Impacting the Land and inspiring positive change to help create social equality in our communities.

The Browns continue to strive for equality in education, equality in the work place and equality in the justice system. The Browns have particularly advocated for all children no matter where they live, to have access to a good education through the Browns Foundation's statewide "Stay in the Game!" Network.

Through discussions with the Browns social justice leadership team, Browns players identified wanting to support police-community relations, hosting local Neighborhood Equality & Unity Summits for dialogue with students and first responders; making collaborative visits to Cleveland Recreation Centers; addressing recidivism and creating job opportunities; and providing educational resources to students in need.

Partnering with the City of Cleveland Recreation Centers has provided opportunities for Browns players to help facilitate dialogue between Cleveland safety forces and CMSD students. As a part of Browns UNITY efforts, the entire 2019 rookie class visited Lonnie Burten recreation center to engage with over 70 youth and local safety forces. Lonnie Burten was the site of one of the Browns refurbishment projects as well as Dwayne Browder Field, renovated in 2015 as part of the Browns commitment to youth football.

Browns players, staff and members of the Stripes United women's organization also made additional contributions to City of Cleveland Recreation Centers in 2019 to help renovate spaces at four locations and create more opportunities for youth to learn and play in their own community.

The Browns have supported efforts in the areas of criminal justice reform as well as re-entry programs. In 2019, Browns players traveled to the City of Cleveland Courthouse downtown and witnessed bail hearings to better understand the process and its challenges, followed by a trip to interact with individuals incarcerated at Bedford Heights City Jail. In partnership with the Players Coalition, Browns players have used their platform to help lobby for reform in the justice system.

"We will continue to focus on justice reform in Ohio, through political advocacy and working with community agencies that provide services in this area. We will work with and challenge the police department for better education, reform, training, and empathy." - Dee Haslam

Led by players, the Browns have also donated more than \$100,000 to Towards Employment, which supplies training and resources and assists in securing jobs for individuals who have been incarcerated. Multiple Browns players had previously visited Towards Employment's headquarters to learn about how those groups are impacted when seeking employment, as well as speak with multiple members enrolled in Towards Employment programs.

Additionally, the Browns have regularly supported EDWINS restaurant, including through more than \$200,000 in grants. Founded in 2007, EDWINS Leadership & Restaurant Institute gives formerly incarcerated adults a foundation in the culinary and hospitality industry while providing a support network necessary to their long-term success.

The Browns also contributed \$100,000 to Lutheran Metropolitan Ministry, towards the rehabilitated property which will support a family leaving the criminal justice system. Additionally, the Browns contribute to NAACP's Freedom Fund in support of its mission to ensure the political, educational, social, economic equality of rights of all persons and to eliminate race-based discrimination.

To support individuals facing housing challenges or potential eviction, the team has funded a full-time position with Legal Aid through its partnership, encompassing \$230,000 in funding. Legal Aid, a free service for its beneficiaries, secures justice and resolves fundamental problems for those who are low income and vulnerable by providing high quality legal services.

Dee Haslam is a member of the NFL's player-owner social justice committee, which was established in December 2017, with the focus of supporting programs and initiatives that reduce barriers to opportunity with a priority on supporting improvements in education and economic development, community and police relations and the criminal justice system.

The Browns social justice leadership team will continue to expand its efforts in 2022 and beyond with the goal of Impacting the Land and to Inspire Change by helping create social equality in local communities.



STAFF DIRECTORY

MANAGEMENT

Dee Haslam	Managing and Principal Partner
Jimmy Haslam	Managing and Principal Partner
JW Johnson	Executive Vice President, Partner
Whitney Haslam-Johnson	Partner
Andrew Berry	Executive Vice President, Football Operations & General Manager
Paul DePodesta	Chief Strategy Officer
David A. Jenkins	Executive Vice President, Chief Operating Officer
Gregory Rush	Senior Vice President, Chief Financial Officer
Eric Clouse	Chief Commercial Officer
Mike Nikolaus	Senior Vice President, Chief Human Resources Officer
Peter John-Baptiste	Senior Vice President, Communications
Brent Rossi	Senior Vice President, Marketing & Media
Phil Dangerfield	Vice President, Operations
Josh Glessing	Vice President, Strategy
Michele Powell	Vice President, Event Management
Dave Goessler	Senior Financial Advisor
Samantha Daugherty	Director of Finance
Katie Murphy	Director, Managing Partner Operations
Will Black	Manager, Managing Partner Operations
Monica Lince	Manager, Business Operations
Allison Likar	Executive Assistant
Jim Brown	Special Advisor

COACHING

Kevin Stefanski	Head Coach
Callie Brownson	Chief of Staff/Assistant Wide Receivers
Joe Woods	Defensive Coordinator
Alex Van Pelt	Offensive Coordinator
Mike Priefer	Special Teams Coordinator
Stump Mitchell	Run Game Coordinator/Running Backs
Jeff Howard	Pass Game Coordinator/Defensive Backs
Chad D'Shea	Pass Game Coordinator/Wide Receivers
Jeff Anderson	Defensive Quality Control
Ben Bloom	Defensive Run Game Coordinator
Stephen Bravo-Brown	Assistant Special Teams
Bill Callahan	Offensive Line
Josh Christovich	Assistant Strength & Conditioning/ Sports Science
Jonathan Decoster	Offensive Assistant
Zach Dunn	Defensive Assistant
Monty Gibson	Strength & Conditioning Assistant
Ashton Grant	Offensive Quality Control
Shaun Huls	Director of Performance
Larry Jackson	Director, Strength & Conditioning
Dale Jones	Strength & Conditioning Assistant
Chris Kiffin	Defensive Line
Brandon Lynch	Assistant Defensive Backs
Evan Marcus	Strength & Conditioning Assistant
T.C. McCartney	Tight Ends
Katy Meassick	Director of Performance Nutrition
Scott Peters	Assistant Offensive Line
Drew Petzing	Quarterbacks
Kevin Rogers	Senior Offensive Assistant
Jason Tarver	Linebackers
Jordan Thomas	Assistant Defensive Line
Israel Woolfork	Bill Willis Coaching Fellow

FOOTBALL ADMINISTRATION

Catherine Raiche	Assistant General Manager & Vice President, Football Operations
------------------	---

Glenn Cook	Assistant General Manager & Vice President, Player Personnel
Bob Quinn	Senior Personnel/Coaching Executive
Jimmy Raye III	Senior Executive Advisor to the GM
Chris Cooper	Vice President, Football Administration
John Frain	Security Director
Tyler Hamblin	Director of Football Operations
Taylor Young	Director, Football Administration
Carson Walch	Player Development Coordinator
Bryant Swindle	Director, Team Logistics
Deb Kruszynski	Manager, Travel and Compliance
Megan Rock	Player Personnel Coordinator
Shane Normandeau	Football Operations Coordinator
John Boykin	Manager, Security
Chavis Cook	Coordinator of Team Travel
Callum Mahoney	Salary Cap & Contract Analyst
Ashby Scott	Football Security
R.J. Szabo	Football Security

FOOTBALL INFORMATION SYSTEMS

Bradley DeAngelis	Director, Football Information Systems
Zach Zelinsky	Senior Software Developer, Football Information Systems
Andrew Jackson	Data Architect/System Developer
Kevin Lewis	Software Developer, Football Information Systems
Abigail Protin	Software Developer, Football Information Systems

TRAINING AND MEDICAL

Joe Sheehan	Senior Vice President, Player Health & Development
Gordon Williams	Assistant Athletic Trainer
Anthony Trem	Physical Therapist
Pat Rock	Assistant Athletic Trainer
Stefan Varner	Assistant Athletic Trainer

PLAYER ENGAGEMENT

Ron Brewer	Director, Player Engagement
------------	-----------------------------

EQUIPMENT

Brad Melland	Director, Equipment Operations
Kory Gillissie	Assistant Director, Equipment Operations
Jim McLaughlin	Assistant Equipment Manager
Rebecca Zielinski	Seamstress
Vincent Herzog	Equipment Assistant

VIDEO

Rob Pavlas	Video Director
Ricky Palmer	Assistant Video Director
Nick Byford	Video Assistant
Adam Klepek	Video Assistant

SCOUTING

Dan Saganey	Director of Player Personnel
Max Paulus	Director of College Scouting
Adam Al-Khayyal	Director of Pro Scouting
Zach Ayers	National Scout
Branden Francis	Pro Scout
Chris Buford	Area Scout
Josh Cox	Area Scout
Sam DeLuca	Assistant Director of Pro Scouting
Joe Dever	Area Scout
Matt Donahoe	Area Scout
Shawn Heinlein	Area Scout
Gerald McCully	Area Scout
Kathleen Wood	Area Scout
Dan Zegers	Area Scout

STRATEGY & RESEARCH

Andrew Healy	Vice President, Research and Strategy
Ken Kovash	Vice President, Player Personnel Process & Development

STAFF DIRECTORY

STAFF

Dave Giuliani Director, Football Research & Strategy
 Nathan Sterken Lead Data Scientist
 Mike Cetta Director, Scouting Research
 Rishav Dutta Football Research Analyst
 Zach Wigmore Scouting Research Coordinator
 Joy Tapajcik Football Operations Assistant/Special Projects

Sam Schmall Football Research Analyst
 Scott DiBenedetto Scouting Assistant/Coaching Analyst
 Ryan Conway Scouting Assistant
 Hajriz Aliu Scouting Assistant
 Cyrus Wolford Scouting Assistant
 John Nussman Scouting Assistant
 Riley Hecklinski Scouting Assistant
 Anthony Fabiano Scouting Assistant
 Josh Temple Scouting Assistant

GROUNDSS

Chris Powell Head Groundskeeper
 Neal Pate Stadium Field Manager
 Scott Springer Grounds Supervisor
 Andrew Bossard Assistant Groundskeeper
 Shaun Card Assistant Groundskeeper
 Russell Horn Assistant Groundskeeper

CLEVELAND BROWNS FOUNDATION

Renee Harvey Vice President, Cleveland Browns Foundation
 Lizzie Heidenreich Manager, Cleveland Browns Foundation

FAN & BRAND DEVELOPMENT

Matt Papatheodorou Director, Marketing • Fan & Brand Development
 Leanne Jones Senior Manager, Marketing
 Corey Kinder Project Manager

CREATIVE SERVICES

Mark Podolak Creative Director
 Chris Modarelli Design Director
 Darren Zavarella Graphic Designer

DIGITAL MEDIA

Andrew Gribble Director, Digital Media
 Leah Archual Senior Manager, Digital Media
 Brennan Betro Manager, Social Media
 Keely McKenzie Manager, Digital Designer
 Anthony Poisal Coordinator, Digital Content
 Shawn Stevenson Coordinator, Social Media

CONTENT AND PRODUCTION

Ricky Soinski Supervising Producer
 Jeff McDaniel Senior Producer (Digital)
 Keith Mollohan Senior Producer (Broadcast)
 Drew Davidson Production Manager
 Matt Starkey Photographer
 Anthony Baucco Producer
 Jason Gibbs Producer, Content & Production
 Nathan Zegura Senior Media Broadcaster
 Lily Hammel Video Editor
 Konner Sanghera Digital Content Specialist

SCOREBOARD OPERATIONS

Kyle Millen Director, Scoreboard Operations
 Rich Hanchette Motion Graphic Artist
 Sean Olivier Producer, Scoreboard Operations
 Renee Arko Coordinator, Scoreboard Operations

FAN EXPERIENCE AND SPECIAL EVENTS

Danielle Lewis Senior Director, Fan Experience & Special Events
 Allison McFarling Coordinator, Fan Experience & Special Events

Makenzie Fairfield

Coordinator, Fan Experience & Special Events

COMMUNITY RELATIONS

Jenner Tekancic Vice President, Community Relations
 Romie Graham Manager, Youth Football
 Hannah Lee Coordinator, Youth Football
 Annie Kelly Coordinator, Community & Alumni Relations

COMMUNICATIONS

Dan Murphy Director, Football Communications
 Rob McBurnett Director, Community & Corporate Communications
 Mike Annarella Coordinator, Communications
 Dominique Page Coordinator, Communications

ADMINISTRATION

Jess Brooks Manager, Human Resources
 Matt Srodek Director, Berea Facilities
 Chris Cola Coordinator, Berea Facilities
 Bryce Morgan Coordinator, Berea Facilities
 Casey Thompson Coordinator, Shipping & Receiving

FINANCE

Laurie Rice Director, Finance
 Jenna Gaston Manager of Accounting
 Erica Hudec AP Coordinator

LEGAL

Ted Tywang Vice President, General Counsel
 Marikka Pretz-Anderson Director, Legal Affairs

INFORMATION TECHNOLOGY

Brandon Covert Vice President, Information Technology
 Cory Blessing Support Services Manager
 Jud Covert Network Administrator
 Jeffrey Patton Network Manager
 Sean Kaye IT Support Specialist
 Jeremy Morton Cybersecurity Specialist

BEREA SECURITY

Nolan Badalucco Berea Security Officer
 Jay Lanzer Berea Security Officer
 Bill Davis Berea Security Officer

BUSINESS ANALYTICS

Joe Moeller Director, Business Analytics
 Mark Smith Director, Sales & Marketing Systems
 Justin Curtis Director, Business Application Developer & Data Architecture
 Rachel Huffman Data Analyst, Partnership Insights
 Daniel Goldberg Coordinator, Sales & Marketing Systems
 Aram Cannuscio Coordinator, Business Intelligence
 Jack Gray Data Analyst, Ticketing
 Colby Sherwood Jr. Systems Developer

CORPORATE PARTNERSHIPS & ACTIVATION

David Safer Vice President, Corporate Partnerships
 Bridget Kakos Senior Director, Corporate Partnerships
 Tom Wyatt Senior Director, Corporate Partnerships
 Sean Othen Senior Director, Corporate Partnerships
 Kyle Walker Manager, Corporate Partnerships
 Joe Hamlin Director, Corporate Partnership Strategy

Shannon Fischer

Director, Partnership Activation
 Wendy Retzlaff Manager, Partnership Activation
 Cory Gilman Manager, Partnership Activation
 Colleen Oberle Manager, Partnership Activation
 Emma Ryan Manager, Partnership Activation
 Kaila Zegura Manager, Media
 Meredith Schuerger Coordinator, Partnership Activation
 Hannamarie Newhart Coordinator, Corporate Partnership Strategy

PLAYERS

2021 SEASON

HISTORY

RECORDS

GAME DAY

STAFF DIRECTORY

SUITES SALES AND SERVICE

Sharon Smith Director, Premium Development

TICKET SALES

Austin Pavilack Director, Ticket Sales
Katelyn Caniford Manager, Inside Sales
Chris Scruggs Inside Sales Representative
Lauren Traczyk Inside Sales Representative
Caroline Kraszewski Inside Sales Representative
Xavier Kanis Inside Sales Representative
Devin Stith Inside Sales Representative
Madelyn Smith Inside Sales Representative
Chris Harris Inside Sales Representative
Trevor Storm Inside Sales Representative

MEMBERSHIP SERVICES

Mike Judge Director, Membership Development

Iman Warren Manager, Premium Services
Paul Rini Senior Membership Development Specialist

Tare Beaver Membership Development Specialist
Jack Heidenthal Membership Development Specialist
Justin Peck Membership Development Specialist
Larissa Adams Membership Development Specialist
Tyler Kime Membership Development Specialist
Enzo Perfetto Membership Development Specialist
Sydney Jascoe Membership Development Specialist
Kai White Membership Development Specialist

TICKET OPERATIONS

David Lee Senior Director, Ticket Operations
Jason Decker Senior Manager, Ticket Operations
Lexi Norton Manager, Ticket Operations

PREMIUM DEVELOPMENT

Miguel Pimentel Manager, Premium Development
Sam Grabinski Manager, Premium Development
Brian Gross Manager, Premium Development

STADIUM OPERATIONS

Brad Mohr Director, Stadium Operations
Omar Jufko Manager, Stadium Security
Mike Good Manager, Stadium Operations
Karlie Sustersic Manager, Guest Services
Clete Diener Coordinator, Stadium Operations
Anthony Baldwin Coordinator, Logistics & Special Events
Hanna Ponti Coordinator, Guest Services

MAINTENANCE

Don Husted Director, Stadium Facilities
Aerial Garcia HVAC Technician
Kimer Rogers Building Engineer
Jerry Ray Building Engineer
Jennifer Lawlis Building Engineer
Joshua Shur Building Engineer
Nathan Williams Building Engineer
Chris Justik Stadium Maintenance Technician



2022 MEDIA GUIDE



DEE AND JIMMY HASLAM MANAGING AND PRINCIPAL PARTNERS

SCHOOL University of Tennessee

HOMETOWN Knoxville, Tenn.

NFL EXPERIENCE 12th Year

BROWNS EXPERIENCE 7th Year

Dee and Jimmy Haslam are committed to restoring championship football in Cleveland. To best position the team for success, the Haslams have consistently invested in the organization and its facilities to provide the best resources available, while working diligently and responsibly in partnership with the City of Cleveland and the City of Berea.

The Haslams have created three primary areas of focus to set the team's culture in Cleveland and help direct all important processes and decisions for the organization. The club's standard is centered on providing a consistently winning team on the football field; taking exceptional care of the team's fans by providing a premier experience throughout the year; and striving to make a positive impact in the Northeast Ohio community with an emphasis on education, youth football, community engagement through volunteerism while advocating for social justice.

MAKING A DIFFERENCE

Dee and Jimmy are immersed in numerous philanthropic and community endeavors to impact Northeast Ohio and have always taken a proactive approach to help address the needs of their communities. Upon becoming owners of the Browns, they quickly engaged themselves in the Northeast Ohio community.

The couple have helped refurbish many Cleveland public school's athletic fields, installing 13 high-quality synthetic turf fields since 2016. By the start of the 2022 high school football season, the Browns will have installed 13 turf fields as part of the program over a

six-year period. Beginning in 2016, Dee and Jimmy announced a commitment to provide five Cleveland Metropolitan School District (CMSD) fields with high-quality synthetic turf during the next two years. Three fields – Roye Kidd Field, James F. Rhodes Field and Bump Taylor Field – were renovated before the start of the 2016 high school football season. In 2017, renovations were completed on John Adams Field and John Marshall Field. The fields are available to all CMSD schools and are lined to accommodate multiple sports to offer more students opportunities to benefit from the upgraded playing surfaces. In 2018, the field project expanded beyond Cleveland with the refurbishments of a field at Roy C. Start High School in Toledo and George Daniels Field at Lorain High School. In 2019, the field project continued by breaking ground for fields at Ellet High School in Akron and Boys Hope Girls Hope in Garfield Heights. Shaw High School in East Cleveland and Archbishop Hoban in Akron were refurbished as part of the team's field project. This past offseason, the Browns and Akron Public Schools celebrated the groundbreaking of the 12th field located at Buchtel Stadium and broke ground for a new field in Olmsted Falls in on May 31, 2022. The Haslams and Pilot Flying J have also initiated the turf field project in Knoxville, providing funding to transform 13 fields at area high schools.

Dee and Jimmy launched the Haslam Sports Group Diversity and Opportunity Fellowship in 2021. Designed to improve the pipeline of diverse future sports industry leaders, the year-long sports business fellowship provides a unique, immersive opportunity to recent college graduates. The fellowship program provides a range of experiences in several sports business disciplines across the two major league professional sports teams that comprise Haslam Sports Group (Cleveland Browns and Columbus Crew SC) to expand the participants' knowledge of and experience in the business of professional sports and prepare them for a successful career.

In 2022, the Browns received inaugural John B. Wooten Award by the Fritz Pollard Alliance. The award honors NFL teams that embody workplace diversity, equity and inclusion across the hierarchy. The Browns have filled their business and football operations departments with multiple fellowships and diverse hires that have helped the organization grow.

In March of 2020, Dee and Jimmy on behalf of the Haslam family pledged \$1.5 million to

COVID-19 relief funds throughout the state of Ohio. Through their Haslam 3 Foundation, the Haslams earmarked \$1 million to the Greater Cleveland COVID-19 Rapid Response Fund and \$500,000 to the Columbus Foundation's Emergency Response Fund.

"We are humbled by the tremendous work of people around the world in their efforts to help those impacted by COVID-19 and we wanted to try to positively impact those affected in our own communities of Cleveland and Columbus," Dee and Jimmy Haslam said. "We are grateful for the individuals who are putting others before themselves and for the sacrifices they are making."

In August of 2019, the Haslam 3 Foundation donated \$4.5 million to education-based programs that give school-aged children more access to three arts organizations in Cleveland: Playhouse Square, the Rock and Roll Hall of Fame and the Cleveland Orchestra.

"Education is one of our priorities," Dee Haslam told Cleveland.com after the donation. "We know that engaged students are more likely to go to school. We're able to help in a way that may make a difference and excite these children to be engaged in something that touches their hearts,"

In 2017, the Browns' philanthropic efforts through the Cleveland Browns Foundation, Community Relations and personal giving from the Haslams, coaches, players and the rest of the Browns organization were unified with the creation of "Browns Give Back."

The Haslams established a focus and direction for the Browns Give Back initiative, with a commitment to make a continuing impact in education, youth football and community engagement through volunteerism. The foundation of the Haslam's philanthropy strategy is based on the belief that every child deserves a quality education. They have made improving education in underserved and disadvantaged communities a priority for their philanthropic efforts.

They have invested \$11 million in Breakthrough Charter Schools, which helps provide equal educational opportunities for local youths throughout greater Cleveland. In 2019, the Cleveland Browns also launched the "Get 2 School, Stay in the Game" Network, in partnership with the Ohio Department of Education and Harvard University's Proving Ground, to promote the importance of

school attendance and put an end to chronic absenteeism.

In December of 2019, the Haslams helped open the doors to the Haslam-Sansom Ministry Complex in the Lonsdale community of Knoxville, Tenn. The \$8 million privately funded project by the Haslam and Sansom families consists of 30,000 square feet and includes two fields, which can be used for soccer or football, a gymnasium with two full-sized basketball courts, a chapel, a community room and a medical clinic. It was built for the Emerald Youth Foundation and the complex will serve the more than 1,400 young people within Emerald as well as help hundreds of families in the underserved Lonsdale neighborhood.

The Haslams worked strategically and passionately to bring the NFL Draft to Cleveland, knowing the impact it could have on the community to host such a signature event. On May 22, 2019, Commissioner Roger Goodell announced that Cleveland would host the 2021 NFL Draft in partnership with the City of Cleveland, Greater Cleveland Sports Commission and Destination Cleveland.

Dee is also committed to the betterment of the Northeast Ohio community through her active involvement as a member of the board of directors for the Greater Cleveland Partnership; the United Way of Greater Cleveland (Executive Council); University Hospitals Systems; the Cleveland Orchestra; and the Rock & Roll Hall of Fame. She also serves on the boards of the University of Tennessee Haslam College of Business; the Emerald Youth Foundation; State Collaborative on Reforming Education (SCORE) in Tennessee; and is the acting chair of Lakeshore Park. Dee also serves on the board of the Greater Columbus Partnership.

In May of 2017, Dee was appointed by Governor Jeb Bush to ExcelinEd's Board of Directors, which is a foundation that has become a national leader in the education reform movement. She was also awarded an honorary doctorate after delivering the commencement speech at Baldwin Wallace University.

Dee and Jimmy helped co-found the Haslam Scholars Program in 2008. The program offers unique in-depth academic enrichment for top students at the University of Tennessee.

Jimmy also serves on the boards of the American Federation for Children, the National Association of Truckstop Operators and

Anderson Media Corporation. In 2006, he served as Tennessee statewide campaign chair for Bob Corker, now a United States Senator. Jimmy was also the 2010 Tennessee statewide finance chair for Governor Bill Haslam. In October 2011, Jimmy was recognized as a "Significant Sig" by the Sigma Chi Foundation. Jimmy's additional civic involvement includes service on the boards of directors of Lakeshore Park in Knoxville, Tenn. He formerly served as campaign chair for both Knox Area Rescue Ministries and United Way of Greater Knoxville.

In June of 2017, Jimmy was honored by the Cleveland branch of the NAACP at its 105th Anniversary Celebration Freedom Fund Dinner.

Dee and Jimmy have led the Browns efforts and impact in the social justice space. They have met with Browns players to support their ideas and efforts in determining the best ways to make an impact. Since 2017 the team has donated over \$1.5 million to organizations that work to impact the space. The Browns have hosted three social justice summits; two that brought together the Cleveland Police Department with Cleveland Metropolitan School District high school students to create a forum for open and honest dialogue about social injustice and another that brought community and civic leaders to the Browns facility to engage players and the entire organization. Players have also participated in ride-a-longs with local police departments and the Haslams have provided written testimony in support of state criminal justice reform bills. Dee sits on the NFL's social justice committee that works directly with players to advise league on social justice initiatives and funding of programs.

In November of 2020, through donations from players and matched by the Haslam family, \$350,000 was raised to purchase equipment for the East Cleveland school district so their students could learn remotely during the pandemic when the digital divide became even more pronounced in underserved communities.

In January of 2019, Dee participated in a panel discussion as part of the R.I.S.E. Super Bowl Champions of Change Town Hall at the King Center in Atlanta, Georgia to discuss team ownerships' role in the league's social justice initiative.

To help further advance the NFL, Jimmy is a member of the league's business ventures,

media, and Hall of Fame committees and chairs the investment committee. Dee serves on the social justice working group, legislative and conduct committees.

The Haslams received their first award as members of the NFL in 2014 when they were recognized by the Fritz Pollard Alliance with the Paul "Tank" Younger Award for promoting diversity within NFL front offices.

During their tenure, the Haslams have also directed major renovation projects that resulted in a \$125 million of upgrades to FirstEnergy Stadium and \$15 million to the team's training facility, in partnership with the City of Cleveland and City of Berea.

BEYOND THE NFL

In January of 2019, the Haslams expanded their sports interests and investments when they reached an agreement with Major League Soccer to operate the Columbus Crew. After only two seasons in their role as investor-operators, the club captured MLS Cup 2020, their second championship in league history. Dee has led the efforts to create Lower.com Field, the new Columbus Crew downtown stadium, which officially opened in July of 2021. The dynamic, modern and inspiring stadium is an accessible and inclusive community asset for the city of Columbus and serves as an anchor to the adjacent mixed-use development neighborhood called Astor Park that is set to open in 2023. Additionally, in June of 2021, the Crew opened the Ohio Health Performance Center, a new dynamic 42,000 square feet, first-in-class MLS training facility for all soccer operations, including First Team and Academy. Dee was also named to MLS's Board of Governors. After the family acquired the Crew, they formed the Haslam Sport Group (HSG). In addition to owning and operating the Crew and the Brown, HSG also explores various investment opportunities within the sports and entertainment industries. HSG recently became an investor in Misfits Gaming Group, a global esports and entertainment company.

A native a Knoxville, Tenn., Jimmy Haslam began his career as Pilot Corporation in 1976, a company his family founded in 1958. In 1980, Haslam was named vice president of sales, development and operations. At that time, Pilot operated 100 convenience stores with annual fuel sales of about 125 million gallons. Today, Jimmy serves as CEO of the Pilot Company, a position he has held since 1996 and the company has exponentially grown its network and supplies more than 11 billion

gallons of fuel per year. Pilot has an industry-leading network of more than 950 retail and fueling locations that offer a variety of products, amenities and innovative solutions to make road travel easier. The Pilot Flying J travel center network includes locations in 44 states and six Canadian provinces with more than 680 restaurants. Pilot Company's energy division supplies fuel, DEF, bio and renewables and provides hauling and disposal services as the third largest tanker fleet in North America. In October of 2017, Warren Buffet's Berkshire Hathaway acquired an investment-stake in Pilot Flying J. Jimmy was thrilled to collaborate with Berkshire Hathaway and expressed those feelings in a recent interview, "Obviously to have a partner like Warren and Berkshire Hathaway, I think, is a tremendous honor for our team members. Pilot Flying J has always been a growth company, and obviously partnering with Warren is an opportunity to grow even more." On January 1, 2021, Jimmy will become chairman of the board and Shameek Konar, will replaced him as CEO at Pilot.

Dee, an Emmy-nominated TV producer, was the executive producer and CEO of RIVR Media Companies. Since launching RIVR Media in 1999, Dee has been the executive producer for ground breaking series such as "Trading Spaces," "Whale Wars," "World Series of Poker," "Renovation Realities," "Fat Guys in the Woods," and "Escaping Polygamy." Recently, RIVR was named a Realscreen's Global 100 TV production company. In June of 2012, Dee started Nest Features, an independent film company that produces films in and about the American South. Prior to RIVR's launch, she worked in various production roles

with Bagwell Communications and Cinetel Productions. Dee transitioned from her role as CEO at RIVR Media in early 2018 to devote more of her time to Cleveland but remains a partner and executive producer.

Dee's professional association memberships include: Academy of Television Arts and Sciences; In Counsel with Women; Women in Cable Telecommunications; International Women's Forum; C200; and the Society of International Business Fellows.

In July of 2018, Cleveland Crain's honored Dee as a Women of Note for her efforts and commitment towards the betterment of Cleveland.

The Haslams first became involved in the NFL by acquiring minority ownership of the Pittsburgh Steelers in 2008, marking the first time ownership of the franchise expanded beyond the Rooney and McGinley families. The Haslams kept that stake until taking control of the Browns.

On Aug. 2, 2012, Dee, Jimmy and the Haslam family agreed to purchase the Cleveland Browns. The sale was unanimously approved by NFL owners on Oct. 16, 2012, and the closing took place on Oct. 25.

The Haslams have three adult children and six grandchildren.



SCHOOL University of Mississippi

HOMETOWN New York, N.Y.

NFL EXPERIENCE 5th Year

BROWNS EXPERIENCE 5th Year

James Wood "JW" Johnson III is executive vice president of the Cleveland Browns and is a Partner of the Haslam Sports Group. Johnson helps lead the strategic direction on the business side of the organization, particularly focused on media, marketing, partnerships, fan experience and digital content. In addition to his role on the business side, Johnson also served as a member of the head coach and general manager search committee that identified Kevin Stefanski and Andrew Berry to lead the organization in their respective areas in January of 2020.

Johnson was one of the Browns' primary advocates, along with ownership and other team executives, in bringing the NFL Draft to Northeast Ohio in 2021. On May 22, 2019, Commissioner Roger Goodell and the NFL announced that Cleveland would host the 2021 NFL Draft, in partnership with the City of Cleveland, Greater Cleveland Sports Commission and Destination Cleveland.

In January 2019, JW, his wife Whitney, Dee and Jimmy Haslam, and other Haslam family members expanded their sports interests and investments when they reached an agreement with Major League Soccer to operate the Columbus Crew. The Haslams, Johnsons, and partner Dr. Pete Edwards direct the organization's long-term strategies and day-to-day functions. After only two seasons in their role as investor-operators, the club captured MLS Cup 2020, their second championship in league history. Less than two years after breaking ground, the Crew opened

their newly constructed downtown Columbus stadium, Lower.com Field, in July of 2021. Designed to complement the city of Columbus' modern, dynamic and diverse characteristics, Lower.com Field will anchor a mixed-use development neighborhood called Astor Park. The club also completed the construction of a world-class training facility named the Ohio Health Performance Center in June 2021.

After the family acquired the Crew, they formed the Haslam Sport Group (HSG). HSG, which owns and operates the Crew and the Browns, also explores various investment opportunities within the sports and entertainment industries. HSG recently became an investor in Misfits Gaming Group, a global esports and entertainment company.

Johnson's professional background includes 15 years at CBS Sports, three years with RIVR media and in 2013, he created 3 Sons Media, a creative agency and full-service production and post-production company based in Nashville, Tenn. The company has worked with brands such as the NFL, NIKE, ESPN and NASCAR. 3 Sons created all the in-game video content for the Tennessee Titans in 2016 and helped produce the Browns' in-game content look the past five seasons.

While with CBS Sports (1994-09), Johnson was an Emmy award winning associate producer and associate director. He covered some of the largest sporting events in the world, such as the Masters, Super Bowl and Final Four.

Johnson has a bachelor's degree in broadcast journalism and communications from the University of Mississippi in Oxford. He currently serves on the board of directors for the Cleveland Browns Foundation and chairs the foundation's fundraising committee.

He and his wife, Whitney, have three sons, Hank, Ross and Max.

STAFF

PLAYERS

2021 SEASON

HISTORY

RECORDS

GAME DAY

WHITNEY HASLAM JOHNSON PARTNER

SCHOOL University of Georgia
HOMETOWN Knoxville, Tenn.
NFL EXPERIENCE 3rd Year
BROWNS EXPERIENCE 3rd Year

Whitney Haslam Johnson is part of the Haslam Sports Group (HSG), which operates the Cleveland Browns and Major League Soccer's Columbus Crew SC. Whitney is also the Chief Experience Officer for Pilot Flying J.

Whitney provides her communications, marketing, guest and team member expertise to HSG, the Browns and Columbus Crew, in addition to her role with Pilot Flying J. Sports Business Journal named Whitney a "Game Changer" in 2018.

Whitney, who became a member of Pilot Flying J's Board of Directors in 2015, is responsible for elevating the company's guest and

team member experience by working with multiple departments across the company to ensure ongoing refinement of its brand image. From marketing and communications to modernizing facilities and implementing new technologies and innovative programs, she focuses on improving guest experiences to ensure that loyalty and satisfaction are the primary emphasis for every Pilot Flying J interaction. Whitney's contributions have been instrumental in further establishing Pilot Flying J as one of the most dynamic and recognizable brands across North America.

Before being elevated to her current position, Whitney worked as category manager and creative services manager for Pilot Travel Centers LLC. Prior to joining Pilot Flying J in 2005, she was an assistant controller at Marriott International Hotels from 2001-03 and led the Southeast fundraising efforts for the 2003-04 Bush-Cheney reelection campaign.

As a leader in the community, Whitney has served on the board of directors for the Knoxville Museum of Art and Second Harvest Food Bank of East Tennessee, as well as on committees for the United Way of Greater Knoxville.


Whitney earned a bachelor's degree in finance from the University of Georgia in Athens, Georgia, in 2001. She and her husband, JW, currently reside in Cleveland, Ohio with their three sons.

PAUL BROWN'S INNOVATIONS

Hall of Fame Coach Paul Brown not only led the Browns to a 167-53-8 record, four AAFC titles and three NFL championships, but he was also an innovator who helped shape the NFL into the game it is today.

A Few Of Paul Brown's Innovations:

- First to use intelligence test as a hint to a player's learning potential.
- Set up complete film clip statistical studies and graded his own players based on film study.
- First use of a radio transmitter to communicate with players on the field.
- First to install face masks on helmets (at the professional level).
- He invented the draw ply and helped developed the modern face mask.





ANDREW BERRY

EXECUTIVE VICE PRESIDENT, FOOTBALL OPERATIONS AND GENERAL MANAGER

SCHOOL Harvard University
HOMETOWN Bel Air, Md.
NFL EXPERIENCE 14th Year
BROWNS EXPERIENCE 6th Year

Andrew Berry was named the Browns Executive Vice President of Football Operations and General Manager on Jan. 28, 2020. Berry rejoined the Browns staff after serving as Vice President of Player Personnel from 2016-18.

In his first season at the helm, Berry shaped a roster that helped the team to their first playoff appearance since 2002 and first playoff victory in 26 years. Berry used an aggressive approach to improve the roster during his first offseason, including inking DE Myles Garrett to a five-year contract extension and signing unrestricted free agent RT Jack Conklin. Both Garrett and Conklin went on to earn first-team All-Pro honors in 2020, while G Joel Bitonio and G Wyatt Teller were each second team selections. Berry also drafted offensive tackle Jedrick Wills in the first round of the 2020 NFL Draft, who made a successful transition from right tackle to left and earned All-Rookie Team Honors from the Pro Football Writers of America.

Prior to the 2021 season, the Browns signed RB Nick Chubb to a three-contract extension. Chubb, a three-time Pro Bowler, has finished second in the NFL in rushing yards twice (2019 and 2021). During the season, the Browns inked Gs Joel Bitonio and Wyatt Teller to contract extensions. Bitonio, a four-time Pro Bowl selection and four-time All-Pro honoree, and Teller, a two-time All-Pro who earned his

first Pro Bowl nod in 2021, were both signed through the 2025 season. During the 2021 NFL Draft, the Browns selected CB Greg Newsome and LB Jeremiah Owusu-Koramoah with their first two picks. Both players were named to the PFWA's 2021 NFL All-Rookie team.

Berry helped re-shape the Browns offense with two trades during the 2022 offseason. The team acquired four-time Pro Bowl WR Amari Cooper and three-time Pro Bowl QB Deshaun Watson. The team also signed two-time Pro Bowl CB Denzel Ward and TE David Njoku to contract extensions prior to the 2022 season.

In his first stint with the Browns, Berry first worked under Executive Vice President of Football Operations Sashi Brown followed by General Manager John Dorsey. He helped lead all talent evaluation efforts for the club, including college prospects and NFL free agents. He also helped in overseeing the club's scouting department and worked closely with other high-ranking members of the front office.

During Berry's first three drafts with the Browns, the team selected at least one future Pro Bowler every year: LB Joe Schobert (fourth round, 2016), DE Myles Garrett (first round, 2017), CB Denzel Ward (first round, 2018) and RB Nick Chubb (second round, 2018).

In between his stints with the Browns, Berry served as the Vice President of Football Operations with the Philadelphia Eagles in 2019. In his one draft with the Eagles, Philadelphia used a second-round pick on RB Miles Sanders, who went on to lead all NFL rookies in scrimmage yards with 1,327 and set an Eagles rookie rushing record with 818 yards.

Berry also spent seven seasons (2009-15) in the Indianapolis Colts front office, including his final four as pro scouting coordinator. He started with the Colts in 2009 as a scouting assistant and was promoted to pro scout in 2011 before being elevated to pro scouting coordinator in 2012. During his time in Indianapolis, the Colts won four AFC South titles, made five postseason appearances and advanced to Super Bowl XLIV. From 2009-15, Indianapolis won 67 games, the sixth-most in the NFL during that span.

In the Colts' front office, Berry managed the free agency process, scouted upcoming opponents and evaluated NFL players and players from other professional leagues.

He also assisted with college scouting, preparation for the NFL draft and participated in contract negotiations during free agency.

Berry graduated cum laude from Harvard University with a bachelor's degree in economics and a master's degree in computer science in four years. While at Harvard, he was a four-year starter as a cornerback and was a three-time All-Ivy League team selection and an All-America honoree. He totaled 125 career tackles and five interceptions playing for the Crimson.

Berry was one of five finalists for the John Wooden Citizenship Cup, which is awarded to the nation's highest-achieving student-athlete who best displays character, teamwork and citizenship. He was a finalist for the Draddy Trophy as the national scholar-athlete of the year and was named the 2009 Football Championship Subdivision Athletic Director Association Scholar-Athlete of the Year.

In June 2020, Berry sparked the #BeTheSolution campaign to emphasize education and encourage others to implement action for ending social and racial injustice practices. Berry created the challenge internally with an email to the Browns organization and donated \$8,460 to the NAACP Legal Defense Fund for efforts after at least 50 employees completed one of the following in honor of George Floyd, Breonna Taylor, Ahmaud Arbery and many more who tragically lost their lives: 1. Spend at least 8 minutes and 46 seconds (in honor of Floyd)

on one of a number of educational or dialogue items provided in the email and submit a short written or video reflection on what they learned or will do moving forward. 2. Sign up for any social activism initiative. 3. Donate anything to a social activism cause. The Haslam family pledged to match every dollar raised and contributed to the organizations of employees' choice to a social justice nonprofit. The Browns staff raised more than \$185,000 in a two-week span for 14 different charities. Berry later invited fans, players and members of the media to join in the fight to #BeTheSolution.

In 2022, the Browns received inaugural John B. Wooten Award by the Fritz Pollard Alliance. The award honors NFL teams that embody workplace diversity, equity and inclusion across the hierarchy. The Browns have filled their business and football operations departments with multiple fellowships and minority hires that have helped the organization grow. Among the several diverse hires Berry has made was Kwesi Adofo-Mensah, who served as Vice President of Football Operations from 2020-21, until he was hired as the General Manager for the Minnesota Vikings in 2022. The Browns also hired Catherine Raiche as Assistant General Manager and Vice President of Football Operations, the highest-ranking female executive in the NFL.

Berry and his wife Brittan have two boys, Zion and Kairo and a girl, Eden Ruth.

BROWNS TOP CHOICES BY SCHOOL

Ohio State University leads all schools with 35 players selected by the Browns in the NFL Draft. The Big Ten Conference represents three of the top schools with the most players chosen by the Browns.

School	Draftees
Ohio State	35
Purdue	22
Michigan State	20
Southern California	20



PAUL DEPODESTA
CHIEF STRATEGY OFFICER

SCHOOL Harvard University
HOMETOWN Alexandria, Va.
NFL EXPERIENCE 7th Year
BROWNS EXPERIENCE 7th Year

Paul DePodesta was named the Browns' Chief Strategy Officer on January 5, 2016. DePodesta came to Cleveland after spending 20 seasons in Major League Baseball. During his time in MLB, DePodesta was the only executive in the league to win divisional titles with five different organizations.

Prior to the 2020 season, DePodesta led the processes for the Browns' search of head coach and general manager candidates. Through a thorough and strategic information gathering process that was inclusive of many members at various levels of the organization, DePodesta helped the Browns land Executive Vice President of Football Operations and General Manager Andrew Berry and Head Coach Kevin Stefanski. In their first season at the helm, the Browns earned their first playoff appearance since 2002 and first playoff victory in 26 years. Stefanski was named the NFL Coach of the Year.

DePodesta is tasked with implementing systems and processes to strengthen the Browns organization. In this role, he works closely with Berry, Stefanski and members of the player development and research departments to optimize all organizational decision-making efforts.

DePodesta joined the Browns from the New York Mets, where he served as the vice president of player development and amateur scouting for five seasons (2011-15). In his time in New York, DePodesta was part of a front office that took the Mets from a 79-83 record and fourth-place divisional finish in 2010 to a

Divisional title, National League Championship and World Series appearance in 2015.

Prior to the Mets, DePodesta spent five seasons (2006-10) with the San Diego Padres, first as a special assistant for baseball operations and then executive vice president. Before San Diego, he served as the General Manager for the Los Angeles Dodgers from 2004-05. In his first season with the Dodgers, the team had its first playoff victory in 15 years.

Before his time as a general manager, DePodesta spent five years (1999-03) as the Assistant General Manager with the Oakland Athletics, where the A's won three Divisional titles and one wild card.

DePodesta began his MLB career as an intern in player development in 1996 for the Cleveland Indians before becoming the Major League advance scout for the 1997-98 seasons and later the special assistant to the GM.

He served as an intern for the Canadian Football League's Baltimore Stallions in 1995.

A native of Alexandria, Va., DePodesta graduated cum laude from Harvard in 1995. He played football and baseball for the Crimson.

STAFF

PLAYERS

2021 SEASON

HISTORY

RECORDS

GAME DAY



DAVID JENKINS
EXECUTIVE VICE PRESIDENT, CHIEF OPERATING OFFICER

SCHOOL Baldwin Wallace University
HOMETOWN East Rochester, N.Y.
NFL EXPERIENCE 19th Year
BROWNS EXPERIENCE 19th Year

David Jenkins is in his 19th season with the Browns and as fifth as the team's Chief Operating Officer. As COO, Jenkins leads the team's daily business operations and its long-term vision, directing all organizational goals related to the business, including financial management, revenue generation, marketing, stadium operations, government relations and administration.

Jenkins acted as one of the Browns' primary advocates, along with Dee and Jimmy Haslam, Whitney and J.W. Johnson and Haslam Sports Group executives, to bring the NFL Draft to Northeast Ohio. On May 22, 2019, Commissioner Roger Goodell and the NFL announced that Cleveland would host the 2021 NFL Draft, in partnership with the City of Cleveland, Greater Cleveland Sports Commission and Destination Cleveland. Hosted April 29-May 1, FirstEnergy Stadium and the lakefront served as the main hub for the 2021 NFL Draft in Cleveland, one of the country's largest events responsibly held with comprehensive COVID-19 protocols since the start of the pandemic. The event welcomed approximately 160,000 NFL and Browns fans in-person, including the league's NFL Draft Experience within FirstEnergy Stadium, and averaged 6.1 million viewers across TV and digital platforms, making it the third most-watched Draft in league history.

In addition to his responsibilities with the Browns, Jenkins also serves as the COO of Haslam Sports Group (HSG). He played a pivotal role in the Haslam and Johnson families'

acquisition of the investor-operator rights to Major League Soccer's Columbus Crew, which officially transferred to HSG and partner Dr. Pete Edwards on Jan. 1, 2019. He was highly involved throughout each stage of an expedited franchise transition that kept the original MLS franchise in its rightful home city.

After acquiring operating rights to the Crew, HSG leadership directed the successful construction of Lower.com Field - a finalist for SportsBusiness Journals' 2022 "Sports Facility of the Year" award - and major renovation of the OhioHealth Performance Center. The Crew also raised the MLS Cup in 2020, their second league title in club history.

HSG's mission is to engage and unite communities through premier sports and entertainment experiences. It strives to create world class organizations that achieve sustainable success, provide a best-in-class fan experience and give back to their region, while serving as stewards of true community assets. HSG invests in strategic sports and entertainment opportunities. Its current portfolio includes the Cleveland Browns, operating rights to the Columbus Crew and current investments in Misfits Gaming Group, StatusPro, Jackpot.com, Lyte, Cast Iron Media, Wicket, ChargeFUZE, WNBA, ManCan and Courtside VC.

Prior to being elevated to COO, Jenkins spent three seasons as the team's Executive Vice President and five as Chief Financial Officer. He oversaw all finance-related departments of the organization - budgeting and strategic planning, financial reporting, audit and risk management - and in 2016, added stadium operations, legal, information technology and administration to his duties.

Joining the Browns in October 2004 as a financial and business analyst, Jenkins also held positions as the club's director of finance (2006), vice president of finance (2007-10) and senior vice president of finance & administration (2010-12). In 2007, he was the team's representative at the National Football League's management training program at Stanford University and was a participant in the Leadership Cleveland Class of 2009.

Jenkins began his professional career at Arthur Andersen LLP, where he served as a senior auditor from 1997-2002. He also worked in business development and auditing at KPMG LLP, Provit Inc. and STERIS Corporation prior to joining the Browns.

Jenkins, who is on Baldwin Wallace University's Board of Trustees, is a member of the board of directors for the Cleveland Browns Foundation, the Downtown Cleveland Alliance, the Greater Cleveland Sports Commission, and Cleveland Development Advisors, and previously contributed as a board member of the MetroHealth Foundation, Cuyahoga Community College Foundation, Achievement Centers for Children, Greater Cleveland Food Bank, the Berea Chamber of Commerce and Lakewood Catholic Academy. While with

the Browns, he also served as an adjunct professor at his alma mater, Baldwin Wallace University, where he taught a class on finance in the sports industry.

A 2018 Cleveland Crain's Business C-Suite COO honoree, Jenkins is a native of East Rochester, N.Y. and earned his B.S. in business administration from Baldwin Wallace in 1997. He now resides in Westlake with his wife, Ada, and sons, Tony and Sonny.

SIGNIFICANT BROWNS UNIFORM CHANGES SINCE 1946

1946 - In the team's inaugural season, the Browns wore plain white helmets and sported white and brown jerseys with classy, shadow-boxed numbers. These jerseys were worn for only one season.

1947 - The Browns introduced what is now viewed as the "classic" Browns uniform.

1950 - The Browns introduced solid orange helmets for the first time as part of their uniform.

1953 - Orange uniforms are introduced for the first time when they don them for their home opener against the Philadelphia Eagles. They would appear again in exhibition games in 1954 and 1955 before being shelved for 47 years.

1957 - For three seasons, the Browns added brown jersey numbers to all of their helmets.

1960 - For one season only, the Browns incorporated two brown stripes that flank the existing white center striped helmets along with the brown jersey numbers on the side.

1969 - A commemorative patch was added to the uniform to celebrate the 50th Anniversary of the NFL. This is the first time that a patch of any kind was worn on the uniform.

1970 - Names were introduced to the back of all jerseys and remained a permanent fixture.

1975 - Orange pants were introduced for the first time and worn regularly. All facemasks on helmets were also changed to white in color.

1984 - Jerseys were redesigned as solid orange pants were replaced by white pants, that for the first time, featured an orange center stripe outlined with brown stripes to go with solid orange or brown socks. Brown jerseys with orange numbers were worn for the preseason before being scrapped because numbers proved to be too difficult for spotters to recognize during the game.

1985 - The team returned to the "classic" Browns look.

2002 - Orange jerseys made a return to the field for the Browns.

2003 - An orange center stripe returned to the pants for first time since 1984.

2008 - Solid brown pants were introduced for the first time.

2013 - The Browns sported a "brown out" version of their jersey for a Thursday Night Football game against the Buffalo Bills at FirstEnergy Stadium, wearing their brown jersey with solid brown pants and socks for the first time in team history.

2016 - Browns introduce new all-brown Color Rush uniform design.

2020 - The new look features brown jerseys with white numbers and white jerseys with brown numbers that the team said will be worn with brown, orange, or white pants. The brown and white pants have a brown stripe between two orange stripes down the side, while the orange pants have a white stripe between two brown stripes down the side. The Browns' helmet will continue to feature a brown facemask, which was introduced in 2015, but will no longer include carbon fiber texture in the striping. Stitched inside the collar of every jersey is "1946," the year the team was founded. Additionally, all three jersey fronts will not feature a wordmark above the numbers for a cleaner finish.

2021 - The Browns' 75th Anniversary Uniform serves as a tribute to the franchise's rich history, borrowing elements from different eras that shaped the identity it continues to carry today as it looks toward an exciting and promising future. The jersey features a white top with brown numbers shadowboxed with an orange outline - closely matches what the team wore throughout its inaugural season. The helmet features a white stripe down the middle with the players' respective numbers on the side and gray facemasks and is completed with the team's current white pants, which feature a brown stripe sandwiched by two orange stripes running down the side. The socks will feature three brown stripes and two orange stripes.



ERIC CLOUSE CHIEF COMMERCIAL OFFICER

SCHOOL University Kentucky
HOMETOWN Sorgho, Ky.
NFL EXPERIENCE 1st Year
BROWNS EXPERIENCE 1st Year

Eric Clouse was named Haslam Sports Group's Chief Commercial Officer on March 10, 2022 after spending the previous 10 years with the Cleveland Cavaliers. In his role, Clouse oversees all revenue, marketing and business analytics functions for the Browns, and as a member of the HSG executive team, collaborates to maximize initiatives related to ticket sales and service, business analytics, fan engagement, corporate partnerships and digital content and production for all HSG properties.

During the 2022 offseason, the Browns under Clouse's direction reached new club marks in season ticket memberships, season ticket wait-list participants, premium seating, suite leases and corporate partnerships for the 2022 season.

During his decade-long tenure with the Cavaliers - which included time as the team's Senior Vice President of Sales and Service since 2019 - Clouse directed all Cavs' ticket sales initiatives, inclusive of all premium seating and hospitality experiences. Additionally, as a member of the Cavs Senior Leadership team, he helped further the team's mission across all facets of Rocket Mortgage Fieldhouse revenue and business operations units. Complementing his commitment to delivering business results, he led a team dedicated to recruiting, training and developing over 70 Cavs Sales and Service team members in any given year, many of which achieved professional advancement within the sports and entertainment industry.

Prior to being named the Cavaliers' Senior Vice President of Sales and Service, Clouse worked for the franchise's suites and premium seating department (vice president, 2016-2019; senior director, 2014-2016). In 2020, he was honored as a member of Crain's Cleveland Business' "Forty Under 40" Class of 2020, particularly for his contributions to and vision during the Cavs' \$185 million transformation of Rocket Mortgage FieldHouse. Clouse initially joined the organization as a manager of business development in 2011 and was elevated to director of business development and inside sales in 2013.

Clouse launched his career in sports as a ticket sales associate for University of Central Florida Athletics (2007-2008), supporting football and basketball endeavors as the program debuted two venues: Bright House Networks Stadium and the UCF Arena. He also held a four-year tenure (2008-2011) as Director of Ticket Sales at University of Louisville Athletics, opening both the KFC-Yum Center and the renovation of Papa John's Cardinal Stadium, before heading to Cleveland.

After graduating magna cum laude from the University Kentucky with a degree in business management and marketing, Clouse earned master's degrees in business administration and sports business management at the University of Central Florida Devos Sports Business Management program in Orlando, FL.

Clouse currently lives in Tremont, Ohio with his wife, Sara, daughter Elliana, and son, Hank.

and was responsible for the franchise's media logistics and execution. He was a member of a New York staff that accommodated media during three Super Bowl appearances (XXXV, XLII and XLVI), with two championships (XLII and XLVI).

In addition to working three Super Bowls with the Giants, John-Baptiste has also been invited to assist the league's public relations operations for 10 additional Super Bowls and one Pro Bowl.

While in New York, John-Baptiste also helped the Giants public relations department claim the 2001 Pete Rozelle Award, given by the Pro Football Writers Association of America (PFWA) to the NFL club public relations staff that consistently strives for excellence in its dealings and relationships with the media.

John-Baptiste, who was selected to attend Stanford University's Executive Education Program for NFL Managers in 2007, received his Bachelor of Science degree in sports management at the University of Massachusetts-Amherst. In 2015, his alma mater recognized him with the Harold J. VanderZwaag Distinguished Alumnus award.

A native of St. Croix, U.S. Virgin Islands, John-Baptiste and his wife, Mashawn, have two sons, Miles and Mason.



PETER JOHN-BAPTISTE
SENIOR VICE PRESIDENT, COMMUNICATIONS



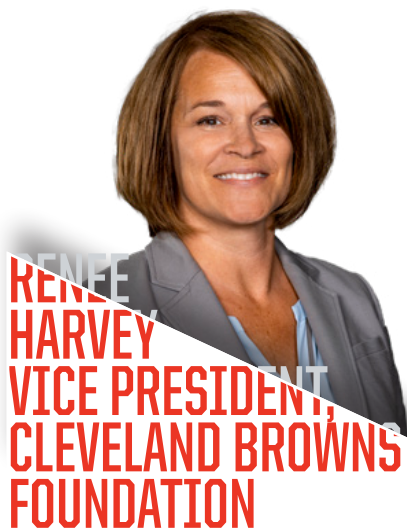
SCHOOL University of Massachusetts-Amherst
HOMETOWN St. Croix, U.S. Virgin Islands
NFL EXPERIENCE 26th Year
BROWNS EXPERIENCE 9th Year

Peter John-Baptiste is in his 26th season in the NFL and ninth with the Browns and the Haslam Sports Group (HSG). He joined the Browns as vice president of communications on July 18, 2014 and was promoted to senior vice president prior to the 2017 season.

In his role, John-Baptiste establishes the organization's overall communications strategy while overseeing all the Brown's business and football communications functions. He also works closely with all HSG properties in an advisory role on their communications efforts. HSG owns and operates the Browns and Major League Soccer's Columbus Crew SC and explores various sports and entertainment opportunities. John-Baptiste is a board member for the Cleveland Browns Foundation and leads the Browns Social Justice work.

Prior to the Browns, John-Baptiste spent 17 years with the New York Giants, where he served as the vice president of communications from 2011-14. He began his tenure with New York as an intern in the team's community and media relations department, rising within the organization to become director of public/media relations in 2001.

Acting as a liaison between the team and local and national media, John-Baptiste managed the Giants' day-to-day communications efforts



SCHOOL University Kentucky
HOMETOWN Sorgho, Ky.
NFL EXPERIENCE 1st Year
BROWNS EXPERIENCE 1st Year

Renee Harvey is in her 21st year with the Browns and currently serves as Vice President and Executive Director of the Cleveland Browns Foundation. Named to the position in 2013, Harvey manages all long-term strategies and day-to-day operations for the Foundation and its commitment to education in Ohio through Browns Give Back and the Stay in the Game! Network.

Harvey is a member of the team's leadership group as the Browns have established a culture where supporting the community is prioritized as a main measurement of success, along with winning consistently and creating an exceptional fan experience. In 2017, Harvey helped develop and launch the team's philanthropic mission of Browns Give Back, the team's community platform that is dedicated to education, youth football and volunteerism, with a focus of sparking meaningful, long-term impact in those three key areas.

The Cleveland Browns Foundation, in partnership with the Ohio Department of Education and Proving Ground at Harvard University, created in 2019 the Stay in the Game! Keep Learning, Every Day! Network, a statewide initiative designed to promote the importance of school attendance and reduce chronic absenteeism. The Browns are dedicated to improving the quality of education for students in Ohio by making investments that keep kids in school every day so they can succeed, highlighted by the Stay in the Game! Network. The team and its

network partners and collaborators deploy attendance-focused campaigns, sharpening school improvement plans, launch attendance strategies and evaluate the impact to better support Ohio's schools and districts through collective impact.

The Stay in the Game! Network engages local school districts and promotes quality education by using attendance data and feedback from families to build a school-going culture, uncover and reduce common barriers to attendance and support opportunities for students to thrive. To further advance that effort, Harvey and the Foundation also work with an esteemed advisory board of industry experts, which includes various Ohio government and educational non-profit leaders.

For the 2022-23 school year, the Stay in the Game! Network has partnered with 17 school districts, benefitting more than 150,000 students in Ohio. In June 2022, Columbus City Schools - the largest school district in the state - formally partnered with the Network to regularly engage with Haslam Sports Group's Columbus Crew to further address chronic absenteeism, along with Harvey's support.

No matter the circumstances, the Stay in the Game! Network will continue to encourage and support students to maintain a strong educational-going mindset to keep learning, every day, aligned with its overall goal to help end chronic absenteeism and provide all students equal opportunities to be successful. To learn more visit, visit stayinthegame.org.

During the COVID-19 pandemic, the Browns and Cleveland Browns Foundation also made significant contributions to address the digital divide with the focus of helping create equal educational opportunities for all students in Cleveland, which is currently cited as the community with the lowest availability of internet connectivity among the country's major cities. Along with other donations, the Browns distributed \$350,000 to East Cleveland City Schools in 2020 to address educational needs related to the digital divide, as well as \$60,000 to Maple Heights City Schools, made possible through the team's "Hats Off to Our Heroes" Fund. East Cleveland and Maple Heights are both partners of the Stay in the Game! Network.

Harvey also played a pivotal role in 2013 during the execution of an eight-month evaluation and transformation of the Cleveland Browns

Foundation, established in 1999, that resulted in strategic plans committed to education. Emphasizing attendance, the Foundation's mission is to improve the quality of education for students in Ohio by making investments that keep kids in school every day so they can succeed.

A member of the Browns since 2002, Harvey previously strengthened the club's local and national philanthropic efforts as vice president of community outreach. She was responsible for strategic planning and implementation of all community relations and youth football initiatives. Harvey also directed the allocation of resources related to player appearances, financial support and in-kind contributions.

Prior to joining the Browns, Harvey spent four years with the NHL's Anaheim Ducks, leading the team's community outreach efforts and the Ducks Care Foundation. She guided the Foundation as it issued more than \$1 million

of grants each year and oversaw many successful fundraising events, including the creation of Dux in Tux, which raised more than \$1 million for the Cystic Fibrosis Foundation in the first three years.

Harvey is a member of the Browns' internal social justice leadership team and contributes to the CL3 Alliance, a social-justice collaboration that includes the Browns, Cavaliers and Guardians. She serves on the board of the Rainbow Babies and Children's Foundation and is a member of the Philanthropy Ohio Education Advisory Committee and the United Way of Greater Cleveland Public Policy subcommittee.

Harvey received a B.A. in education from Idaho State University and an M.A. in sports administration at the University of Northern Colorado. A native of Denver, Colo., Harvey resides in Brunswick with her husband, Neal, and three sons.

BUILD THE BRIDGE

Through the #BeTheSolution campaign, a social justice educational movement inspired by General Manager Andrew Berry, the Cleveland Browns and Good Karma Brands' 850 ESPN Cleveland announced a partnership called "Build the Bridge." In addition to overall support throughout the year, the Browns and ESPN Cleveland highlighted teams, athletes and coaches participating in the initiative, designed to empower, develop and unify high school football teams through meaningful interactions between programs of different racial and/or socio-economic demographics.

RB Kareem Hunt and CB Greg Newsome II represented the Build the Bridge program last season for the league's "My Cause, My Cleats" campaign.

The program established by Cleveland Heights coaches Mac Stephens and Kahari Hicks and former Beachwood Head Coach and President of the African American Football Coaches Association, Damion Creel, strives to create a coalition of coaches, players, parents and administration and community members to foster the success of student-athletes through social-emotional, educational and athletic advancement.





KEVIN STEFANSKI HEAD COACH

SCHOOL University of Pennsylvania

HOMETOWN Philadelphia, Pa.

NFL EXPERIENCE 17th Year

BROWNS EXPERIENCE 3rd Year

COACHING CAREER

- 2005 University of Pennsylvania, football operations
- 2006-08 Minnesota Vikings, assistant to the head coach
- 2009-13 Minnesota Vikings, assistant quarterbacks coach
- 2014-15 Minnesota Vikings, tight ends coach
- 2016 Minnesota Vikings, running backs coach
- 2017-18 Minnesota Vikings, quarterbacks coach/interim offensive coordinator
- 2019 Minnesota Vikings, offensive coordinator
- 2020- Cleveland Browns, head coach

Kevin Stefanski was named the 18th full-time head coach in Cleveland Browns history on January 13, 2020. He spent the previous 14 seasons with the Minnesota Vikings, where he moved up the coaching ladder from assistant to the head coach to offensive coordinator.

During his first two seasons, Stefanski has led the Browns to 20 total wins, trailing only Hall of Famer Paul Brown (23 in 1950-51) and Blanton Collier (21 in 1963-64) for the most NFL wins by a Browns coach in his first two seasons. During the Browns 75-year history, the team has surpassed 6,000 scrimmage yards in a single season just five times, including both years under Stefanski.

In his first season with the Browns, Stefanski led the team to its first playoff appearance since 2002 and first playoff victory in 26 years. He notched the most wins (11) by a first-year Browns head coach since Paul Brown had 12 in the team's inaugural season in 1946. Stefanski's 11 regular season wins were the most by a first-year head coach in 2020 and marked just the 11th time since 1970 a first-year coach has won 11 or more games. Stefanski was named the NFL Coach of the Year and joined Forrest Gregg (1976) as the second coach in franchise history to earn the honor.

Stefanski's first season was unlike any other in NFL history, as he and the club had to navigate the new realities and protocols presented by the COVID-19 pandemic. During his first offseason program, he and the staff had to install a new offensive and defensive system entirely virtual. Stefanski and his coaching staff didn't meet most of the players in-person until training camp, which was completely revamped to adhere to the league's protocols. During the second half of the season, the Browns dealt with numerous stops and starts to their schedule, including complete closures of the team facility, because of positive COVID-19 tests.

Despite the new norms, Stefanski, who serves as the team's play-caller, helped the Browns offense to some of its best numbers in generations. Cleveland's 408 points were its second-most in franchise history, while the club also finished with its second-best total in scrimmage touchdowns (48) and tied for the second-most first downs (355). The Browns finished third in the league in rushing with an average of 148.4 yards per game (the team's best since 1978).

Stefanski helped several Browns earn individual honors as DE Myles Garrett and RT Jack Conklin were named first-team All-Pros by the Associated Press, while G Joel Bitonio and G Wyatt Teller each earned second team honors. Garrett, Bitonio and RB Nick Chubb were selected to the Pro Bowl.

He didn't just bring the team together on the field; he also brought them together in the community. As protests for social justice erupted all across the country during the summer of 2020, Stefanski carved out meeting time to allow the players time to discuss how they felt in the moment. They were also given time off during the funeral of George Floyd, whose controversial death spurred the movement. Stefanski then empowered them to "get in the arena" and use their platform to make a difference however they saw fit.

In 2021, the Browns led the NFL in rushing average with a 5.09 mark, which helped Chubb finish second in the league in rushing yards. The club's rush average was the highest by a Browns team since 1966. The team's 6,090 scrimmage yards were the fourth-most by the club in a single-season.

Defensively, the Browns finished the season fifth in the NFL in total defense, marking just the third time since 1970 that the team has ranked in the top-five and the club's highest



finish since 1987. Garrett set the single-season franchise record with 16 sacks.

Stefanski helped five Browns earn Pro Bowl honors, the most by the team since 2013. Bitonio, Chubb, Garrett, Teller and CB Denzel Ward all earned Pro Bowl honors. Bitonio and Garrett also earned first team All-Pro honors, while Teller was named to the second team.

Stefanski joined the Vikings in 2006 as an assistant to the head coach and remained with the organization under three different head coaches. After serving as assistant quarterbacks coach from 2009-13, Stefanski spent two seasons (2014-15) coaching the tight ends and one season (2016) as running backs coach. From 2017-18, he coached the quarterbacks and added the role of interim offensive coordinator for the final three games before being named the team's offensive coordinator in 2019.

In 2019, the Vikings posted a 10-6 record and earned their first road playoff win since January 9, 2005, after defeating the Saints, 26-20, in New Orleans. Three offensive players were selected to the Pro Bowl as RB Dalvin Cook and FB C.J. Ham were each named to their first career Pro Bowl with Cook voted a starter. QB Kirk Cousins was also named to the Pro Bowl.

In his first full year under Stefanski, Cousins set a single-season career high for passer rating with a 107.4 mark, fourth best in the NFL

in 2019. Cousins also finished with a career-low six interceptions, while adding 26 touchdowns and a 69.1 completion percentage, fourth in the NFL in 2019. He set a Vikings record for completions in a season with 425 and finished with the second-most passing yards (4,298) and passer rating (107.4) in Vikings history.

With 1,135 rushing yards, Cook became the eighth player in Vikings history to rush for 1,000 yards in a single season and the first since Adrian Peterson in 2015. Despite missing the final two games of the season, Cook finished fourth in the NFL with 13 rushing touchdowns and seventh in scrimmage yards with 1,654.

WR Stefon Diggs set a career high with 1,130 receiving yards, giving him back-to-back 1,000-receiving yard seasons for the first time in his career. Diggs finished fourth in the NFL with an average of 17.9 yards per reception in 2019.

Stefanski was elevated from quarterbacks coach to interim offensive coordinator in Week 15 of the 2018 season and promptly guided the unit to two of its best showings of the season. In his first game calling plays, Minnesota scored a season-high 41 points and recorded 418 yards of offense en route to a 41-17 victory over the Dolphins.

As quarterbacks coach in 2017, the Vikings were forced to go to their backup, Case Keenum, early in the season after starter Sam

Bradford went down with an injury. Keenum, who had completed 58 percent of his passes and previously owned a 9-15 career record as a starter, went on to complete nearly 68 percent of his throws with 22 touchdowns and seven interceptions while leading the Vikings to a record of 11-3.

In his lone season coaching the running backs in 2016, the Vikings battled injuries along the offensive line and to RB Adrian Peterson that caused the runner to miss 13 games. The running game leaned on veterans Jerick McKinnon and Matt Asiata as the duo combined for 941 yards and eight rushing touchdowns.

As tight ends coach, Stefanski helped develop Pro Bowl TE Kyle Rudolph. In 2015, his unit helped clear the way for Adrian Peterson to lead the NFL in rushing with 1,485 yards.

Stefanski was elevated to assistant quarterbacks coach in 2009, where he had a hands-on role in one of the most successful offensive seasons in Vikings history. Veteran QB Brett Favre signed with the team in mid-August and closed the season with 4,202 passing yards and 33 touchdowns. The Vikings finished the season 12-4 and won the NFC North.

Stefanski spent 2006-08 working directly with Head Coach Brad Childress on administrative duties and special projects. Stefanski first worked with Childress during Eagles training camp in 2005 as part of the team's operations department.

Stefanski spent the 2005 season at his alma mater, Pennsylvania, as assistant director of football operations, coordinating all aspects

of the Quakers' day-to-day operations.

A team captain as a senior in 2003, Stefanski was part of one of the most successful stretches in the history of the Quaker football program. The team won three Ivy League titles (2000, 2002 and 2003), and went 10-0 in 2003 to become the first undefeated Penn team in a decade. During Stefanski's tenure, the squad posted a 42-7 overall record and a 32-3 mark in Ivy League play.

Stefanski earned a bachelor's degree in communications from Pennsylvania and attended St. Joseph's Prep in Philadelphia.

In 2022, the Browns received inaugural John B. Wooten Award by the Fritz Pollard Alliance. The award honors NFL teams that embody workplace diversity, equity and inclusion across the hierarchy. The Browns have filled their business and football operations departments with multiple fellowships and minority hires that have helped the organization grow. Stefanski created the Bill Willis Coaching Fellowship for a rising minority coach with a focus on the offensive side of the ball. Stefanski also hired Callie Brownson as Chief of Staff in 2020, who later became first woman to coach an NFL position group in a regular-season game.

The Stefanski family has made a name in athletics as Kevin's father, Ed, was a basketball standout at Penn and works in the front office of the Detroit Pistons. He has previously held executive positions with the NBA's New Jersey Nets, Philadelphia 76ers, Toronto Raptors and Memphis Grizzlies.

Stefanski and his wife, Michelle, have a daughter and two sons.





JOE WOODS DEFENSIVE COORDINATOR

SCHOOL Illinois State University
HOMETOWN North Vandergrift, Pa.
NFL EXPERIENCE 19th Year
BROWNS EXPERIENCE 3rd Year

COACHING CAREER

- 1992 Muskingum College, defensive backs coach
- 1993 Eastern Michigan University, graduate assistant
- 1994 Northwestern State University, linebackers coach
- 1994-96 Grand Valley State University, defensive backs coach
- 1997 Kent State University, defensive backs coach
- 1998-2000 Hofstra University, defensive backs coach
- 2001-03 Western Michigan University, defensive backs coach
- 2004-05 Tampa Bay Buccaneers, defensive quality control coach
- 2006-13 Minnesota Vikings, defensive backs coach
- 2014 Oakland Raiders, defensive backs coach
- 2015-16 Denver Broncos, defensive backs coach
- 2017-18 Denver Broncos, defensive coordinator
- 2019 San Francisco 49ers, defensive backs/passing game coordinator
- 2020- Cleveland Browns, defensive coordinator

KEY NOTES

- In his fifth season as an NFL defensive coordinator and third with the Browns.
- Joined the Browns in 2020 and helped the defense rank among the league leaders in takeaways. The team was 6-0 when it forced two or more turnovers in a game and 8-1 when it had at least one takeaway. The Browns led the NFL with six red zone takeaways and finished tied for second in the NFL with 17 forced fumbles. During the club's playoff victory at Pittsburgh on Jan. 10, 2021, the Browns recorded their most takeaways in a playoff game (five) since 1955 and their most interceptions in a playoff game (four) since 1968.
- Helped DE Myles Garrett earn 2020 first team All-Pro and Pro Bowl honors as he ranked among the league leaders in strip-sacks (tied for second with four), forced fumbles (tied for third with four), fumble

recoveries (tied for third with two) and sacks (sixth with 12). Along with DE Olivier Vernon (nine), the Browns were one of just four teams to have a pair of teammates each record at least nine sacks in 2020. CB Denzel Ward finished tied for second in the NFL with 18 passes defended, despite only playing in 12 games. Helped the Browns finish ninth in the league in run defense after finishing 30th in 2019.

- The Browns finished the 2021 season fifth in the NFL in total defense, marking just the third time since 1970 the team ranked in the top-five and the club's highest finish since 1987. The Browns were one of just three NFL teams (Green Bay and San Francisco) to finish 2021 in the top-12 in total defense, run defense and pass defense.
- Garrett earned first team All-Pro and Pro Bowl honors after setting the franchise single-season record with 16 sacks in 2021, including a team single-game record of 4.5 in Week 3. Ward earned his second career Pro Bowl selection and recorded the longest interception return in the NFL in 2021 (99-yards). Also oversaw the development of first-round pick CB Greg Newsome II and second-round pick LB Jeremiah Owusu-Koramoah, who were each named to the PFWA All-Rookie team.
- As defensive backs/pass game coordinator in 2019, the 49ers defense held opponents to 169.2 passing yards per game, ranking first in the NFL in 2019 and the lowest total allowed by an NFL team since 2009 (New York Jets 153.7). San Francisco also led the league with 21 forced fumbles. In addition, the 49ers ranked among the NFL leaders in passing first downs allowed (150, tied for first), total yards per game allowed (281.8, second), average yards per play allowed (4.66, second), red zone trips allowed (40, second), defensive touchdowns (five, tied for third), sacks (48, tied for fifth), total takeaways (27, sixth), opposing passer rating (83.0, seventh) and points per game allowed (19.4, eighth).
- The 49ers finished the regular season 13-3, marking their best regular season record since 2011 (13-3) as San Francisco earned the top seed in the NFC for the first time since 1997 and advanced to Super Bowl LIV.
- His defensive back units have helped lead the NFL in passes defenses four times (2004, 2015, 2016 and 2019).
- Coached 11 players to 19 total Pro Bowl selections.
- Spent eight seasons (2006-13) on the same coaching staff as Browns head coach Kevin Stefanski in Minnesota.



- Spent two seasons (2017-18) as defensive coordinator in Denver. The 2017 Broncos finished third in the NFL in total defense and joined the Minnesota Vikings as the only two teams to rank in the top five in run defense (89.4 yards per game) and passing defense (200.6 yards per game) that season. Woods' defense also held each of its opponents to less than 300 net yards passing. In 2018, LB Von Miller and rookie LB Bradley Chubb combined for 26.5 sacks as Miller's 14.5 were the second-most in a single season in his career and Chubb's 12.0 set the Broncos franchise rookie record.
- Prior to his promotion to defensive coordinator, Woods coached Denver's defensive backs to first-place rankings in the NFL in passing yards per game allowed in both 2015 (199.6 yards per game) and 2016 (185.8 yards per game). The Broncos also held opponents to the lowest completion percentage (57.8), yards per attempt (5.99) and passer rating (74.3) during those two seasons. From 2015-16, the Broncos secondary led the NFL in defensive touchdowns (seven).
- Each of Denver's four starting defensive backs made at least one Pro Bowl playing for Woods from 2015-16, including CB Chris Harris Jr. (2015-16) and CB Aqib Talib (2015-16), who were also named first-team All-Pro selections in 2016. S T.J. Ward (2015) and S Darian Stewart (2016) also earned Pro Bowl honors while playing for Woods.
- Spent eight seasons coaching defensive backs for the Minnesota Vikings (2006-13). The Vikings finished in the NFL's top 10 defenses in four of his first five years with the team, winning consecutive NFC North Division titles from 2008-09 and making an appearance in the NFC Championship following the 2009 season.
- Helped CB Ronde Barber earn first-team All-Pro honors in each of his two seasons as defensive quality control coach at Tampa Bay (2004-05).
- Played cornerback and safety at Illinois State University.
- Served as team captain as a senior in 1991 and earned first team All-Gateway Conference honors.
- A native of North Vandergrift, Pa., Woods earned a degree from ISU in criminal justice in 1992.
- Woods and his wife, Ellen, have three children: two daughters, Brianna and Danari, and one son, Geno.



ALEX VAN PELT OFFENSIVE COORDINATOR

SCHOOL University of Pittsburgh

HOMETOWN San Antonio, Texas

NFL EXPERIENCE 18th Year

BROWNS EXPERIENCE 3rd Year

COACHING CAREER

- **2005** Frankfurt Galaxy, quarterbacks coach
- **2005** Buffalo Bills, volunteer offensive quality control coach
- **2006** University at Buffalo, quarterbacks/passing game coordinator
- **2006-07** Buffalo Bills, offensive quality control coach
- **2008-09** Buffalo Bills, quarterbacks coach
- **2009** Buffalo Bills, offensive coordinator
- **2010-11** Tampa Bay Buccaneers, quarterbacks coach
- **2012-13** Green Bay Packers, running backs coach
- **2014** Green Bay Packers, quarterbacks coach
- **2015** Green Bay Packers, quarterbacks/wide receivers coach
- **2016-17** Green Bay Packers, quarterbacks coach
- **2018-19** Cincinnati Bengals, quarterbacks coach
- **2020-** Cleveland Browns, offensive coordinator

PLAYING CAREER

- **1995-2003** Buffalo Bills, quarterback

KEY NOTES

- In his 27th season in the NFL and 18th as an assistant coach following nine seasons as a quarterback (1995-03).
- Joined the Browns in 2020 and helped the offense to some of its best numbers in generations. Cleveland's 408 points were its second-most in franchise history, while the club also finished with its second-best total in scrimmage touchdowns (48) and tied for the second-most first downs (355). The Browns finished third in the league in rushing with an average of 148.4 yards per game (the team's best since 1978). Helped RT Jack Conklin earn first team AP All-Pro honors and G Joel Bitonio and G Wyatt Teller earn second team honors. Bitonio and RB Nick Chubb were selected to the Pro Bowl.

- Helped the Browns lead the NFL in rushing average in 2021 with a 5.09 mark, the highest average by a Browns team since 1966. The team's 6,090 scrimmage yards were the fourth most by the club in a single season. Chubb finished second in the league in rushing yards en route to a Pro Bowl selection.
- Helped Bitonio and Teller to Pro Bowl selections in 2021, the first time a pair of Browns guards made the Pro Bowl since 1967. In addition, Bitonio was selected as a 2021 All-Pro first team honoree, while Teller was named to the second team.
- While coaching the quarterbacks in Cincinnati from 2018-19, helped QB Andy Dalton combine for 6,060 passing yards and 37 touchdowns in 24 starts, while guiding QBs Ryan Finley (three in 2019) and Jeff Driskel (five in 2018) in the first starts of their NFL careers.
- Spent four seasons (2014-17) coaching the quarterbacks in Green Bay. During that span, QB Aaron Rodgers tied for second in the NFL with 125 touchdowns. In 2016, Rodgers led the NFL with 40 touchdown passes and became just the second QB in NFL history (Tom Brady, 2015) to post 600-plus attempts and seven or fewer INTs in a season. Rodgers was named NFL MVP in 2014 after totaling 4,381 passing yards, 38 touchdowns, five interceptions and a 112.2 rating.
- As running backs coach (2012-13), tutored RB Eddie Lacy as he set franchise rookie records for rushing yards (1,178) and rushing TDs (11) on his way to a Pro Bowl selection and AP's NFL Offensive Rookie of the Year honors in 2013.
- Prior to Green Bay, coached the quarterbacks in Tampa Bay, where he helped develop QB Josh Freeman, who threw for a combined 7,043 yards from 2010-11, the most passing yards over a two-year period to that point in franchise annals.
- Four-year starter (1989-92) at the University of Pittsburgh, where he set Pitt career records for most passing yards (11,267), completions (867) and attempts (1,503). He became only the fifth collegiate player to throw for 2,000 yards in four consecutive seasons.
- Originally was drafted by the Steelers in the eighth round of the 1993 NFL Draft, and later signed with Buffalo as a free agent in 1995. Spent entire nine-year career (1995-2003) with the Bills and played in 31 games with 11 starts while amassing 2,985 passing yards and 16 touchdowns.

VAN PELT CONTINUED

- Upon his retirement as a player, spent two seasons as the color analyst for the Buffalo Bills Radio Network before pursuing a career in coaching.
- Began coaching career in NFL Europe as the Frankfurt Galaxy's quarterbacks coach, where he was responsible for the offensive play-calling during the 2005 season.
- Climbed the coaching ladder during five seasons (2005-09) with the Bills, serving first as a volunteer coach in 2005 all the way to offensive coordinator in 2009.
- Married, Brooke, and has two daughters, Payton Dale and Katherine Paige, and a son, Jack MacGregor.



STAFF

PLAYERS

2021 SEASON

HISTORY

RECORDS

GAME DAY



MIKE PRIEFER SPECIAL TEAMS COORDINATOR

SCHOOL U.S. Naval Academy
HOMETOWN Cleveland, Ohio
NFL EXPERIENCE 21st Year
BROWNS EXPERIENCE 4th Year

COACHING CAREER

- **1994-96** U.S. Naval Academy, graduate assistant
- **1997-98** Youngstown State University, offensive tackles/tight ends/special teams
- **1999** Virginia Military Institute, inside linebackers/special teams
- **2000-01** Northern Illinois University, defensive tackles/special teams
- **2002** Jacksonville Jaguars, assistant special teams
- **2003-05** New York Giants, assistant special teams
- **2006-08** Kansas City Chiefs, special teams coordinator
- **2009-10** Denver Broncos, special teams coordinator
- **2011-18** Minnesota Vikings, special teams coordinator
- **2019-** Cleveland Browns, special teams coordinator

KEY NOTES

- Named the Browns special teams coordinator on Jan. 14, 2019. In his 17th season as an NFL special teams coordinator. Held the same role with the Chiefs (2006-08), Broncos (2009-10) and Vikings (2011-18).
- Named the 2012 Special Teams Coach of the Year as voted on by his NFL counterparts.
- Since joining the NFL in 2002, has helped David Tyree (ST), Chris Hanson (P), Blair Walsh (K) and Cordarrelle Patterson (RS) earn Pro Bowl nods. Patterson was also named first team All-Pro multiple times, while Walsh earned the honor once.
- Helped his units account for 26 scores (12 kickoff return, nine punt return, three blocked punts, one botched fake field goal and one safety). Has also helped his squads block 29 kicks (nine punts, 13 field goals and seven PATs).
- Served as acting head coach as the Browns defeated the Steelers on Jan. 10, 2021, as the team earned its first playoff victory

in 26 years. Became the first acting head coach in NFL history to earn a playoff win. Also served as acting head coach in Week 15 in 2021.

- The Browns kickoff coverage team led the NFL in average drive start of 23.2 in 2021 and made 14 tackles inside the 20-yard line. In addition, RB Demetric Felton was named to the PFWA All-Rookie team as a punt returner after leading the team with 227 punt return yards.
- In 2019, developed rookies K Austin Seibert and P Jamie Gillan. Both were named to the PFWA All-Rookie team. Seibert set a Browns rookie scoring record with 105 points and opened his career with 16 consecutive conversions, a streak that ranked fourth in NFL history to begin a career. Gillan set the Browns single-season record for net punting (41.6 average) and finished tied for fifth in team history with 28 punts inside the 20-yard line. Gillan was named the AFC Special Teams Player of the Week for Week 2 and AFC Special Teams Player of the Month for September.
- During his tenure with the Vikings (2011-18), Priefer's unit led the NFL with 14 special teams touchdowns. The team scored on seven kickoff returns, five punt returns and two touchdowns off blocked punts. Minnesota led the NFL in kickoff return average in 2015 (28.3) and 2016 (27.3) and finished second in 2011 (27.2). His units also led the league in punt return average in 2013 (15.2) and finished second in the league in total kick return yards in 2014 (1,981) and 2015 (1,540). In 2014, the Vikings became the fifth team in NFL history to block two punts and return both for touchdowns in the same game.
- With Priefer, Patterson led the league in 2013 in kickoff return average (32.4) and kickoff return touchdowns (two). In 2015, he led the NFL in kickoff return average (31.8) and kickoff return touchdowns (two). In 2016, Patterson was first in kickoff return average (31.7). Marcus Sherels also routinely ranked among league leaders and tied for the NFL lead in punt return touchdowns (two) in 2016. K Blair Walsh set numerous team and NFL records, including connecting on 12 consecutive field goals of 50-plus yards.
- During his time with the Broncos (2009-10), Eddie Royal became the 11th player in NFL history to have both a kickoff and punt return touchdown in the same game (at San Diego on Oct. 19, 2009).



- From 1994-2001, Priefer coached special teams at the collegiate level, working for Navy (1994-96), Youngstown State (1997-98), VMI (1999) and Northern Illinois (2000-01). At Northern Illinois, Priefer helped Justin McCareins earn MAC Special Teams Player of the Year honors in 2000. At Youngstown State, Priefer spent two years under head coach Jim Tressel and helped the team capture the Division I-AA National Championship in 1997.
- A QB and WR on Navy's junior varsity and lightweight teams from 1985-88, Priefer flew helicopters as a Naval officer for six years (1989-94) after his graduation.
- His work included tours of duty on the USS America in the Persian Gulf and the Mediterranean Sea.
- Earned a bachelor's degree from the U.S. Naval Academy in 1989 and received a master's degree from Maryland in 1997.
- Born in Cleveland and graduated from high school in Green Bay, Wis.
- Father, Chuck, was a longtime college and NFL coach, including a special teams coach with the Chargers and Lions.
- Priefer and wife, Debbie, have four children, Samantha, Michael Jr., Wilson and Katie.



BEN BLOOM

DEFENSIVE RUN GAME COORDINATOR

SCHOOL Tufts University
HOMETOWN Wellesley, Mass.
NFL EXPERIENCE 14th Year
BROWNS EXPERIENCE 5th Year

COACHING CAREER

- **2005-07** Tufts University, defensive line/graduate assistant
- **2008** Harvard University, assistant defensive line coach
- **2009** Cleveland Browns, team operations assistant/quality control coach
- **2010** Cleveland Browns, defensive quality control coach
- **2011-13** Dallas Cowboys, defensive quality control/assistant linebackers
- **2014** Dallas Cowboys, assistant defensive line coach/defensive ends
- **2015** Dallas Cowboys, defensive ends coach
- **2016-17** Dallas Cowboys, assistant coach/special projects
- **2018-19** Dallas Cowboys, linebackers coach
- **2020** Cleveland Browns, senior defensive assistant
- **2021-** Cleveland Browns, run game coordinator

KEY NOTES

- Made return to Cleveland in 2020 after breaking into the NFL with the Browns in 2009-10. Re-joined the club as senior defensive assistant and was promoted to run game coordinator in 2021.
- Worked closely with the defensive front seven in 2020, preparing the weekly run game game plan. Helped the Browns finish ninth in the league in run defense after finishing 30th in 2019. DE Myles Garrett earned first team All-Pro and Pro Bowl honors.
- Helped the Browns finish the 2021 season fifth in the NFL in total defense, marking just the third time since 1970 the team finished in the top-five and the club's highest finish since 1987. The Browns were one of just three NFL teams (Green Bay and San Francisco) to finish 2021 in the top-12 in total defense, run defense and pass defense. Garrett earned first team All-

Pro and Pro Bowl honors after setting the franchise single-season sack record with 16.

- Spent nine seasons (2011-19) with the Dallas Cowboys, serving as linebackers coach from 2018-19. Helped develop 2018 first-round pick LB Leighton Vander Esch, who became the first rookie linebacker in Cowboys history to be selected to the Pro Bowl. Vander Esch led the team with a franchise rookie record 176 tackles and earned second team All-Pro recognition. In 2019, helped LB Jaylon Smith to his first career Pro Bowl after leading Dallas with a career-high 142 tackles.
- Served as assistant coach/special projects from 2016-17, advising the head coach on game plan matchups and schemes, personnel group strategies, film and statistical analysis, game management and situational football strategy.
- Working with defensive ends in 2015, Bloom helped DeMarcus Lawrence lead the team with eight sacks, while placing second with 31 pressures. Along with Greg Hardy's six sacks, accounted for 14 of the club's 31 sacks.
- While working with the defensive ends in 2014, Jeremy Mincey led the club with six sacks and 39 quarterback pressures.
- Assisting the linebackers in 2012, Bloom helped DeMarcus Ware (11.5) and Anthony Spencer (11) earn Pro Bowl berths, with each reaching double-digit sacks. Ware went to the Pro Bowl and earned first team All-Pro honors.
- Served as defensive quality control coach and team operations assistant during first stint with the Browns (2009-10). During that time, he helped prepare the defense during practice and with the breakdown of film for upcoming opponents.
- Spent four years coaching in the college ranks at Tufts (2005-07) and Harvard (2008).
- Three-year letter winner on the Tufts offensive line, where he earned a bachelor's degree in history in 2005 and master's in education in 2008.
- A native of Wellesley, Mass.
- Bloom and his wife, Eliot, have two



JEFF HOWARD

PASS GAME COORDINATOR/ DEFENSIVE BACKS

SCHOOL Eastern New Mexico University

HOMETOWN Portales, N.M.

NFL EXPERIENCE 10th Year

BROWNS EXPERIENCE 3rd Year

COACHING CAREER

- **2007-08** Odessa Permian High School, assistant defensive backs/linebackers coach
- **2009-10** Odessa Permian High School, defensive coordinator
- **2011** Texas Tech University, defensive quality control coach
- **2012** Texas Tech University, defensive backs coach
- **2013** Minnesota Vikings, assistant to the head coach
- **2014-15** Minnesota Vikings, defensive assistant
- **2016-17** Minnesota Vikings, defensive assistant-linebackers
- **2018-19** Minnesota Vikings, assistant defensive backs
- **2020-** Cleveland Browns, pass game coordinator/defensive backs coach

KEY NOTES

- Joined the Browns in 2020 and helped the defense rank among the league leaders in takeaways, including leading the league in red zone takeaways. Helped CB Denzel Ward finish tied for second in the NFL with 18 passes defended, despite only playing in 12 games.
- Helped the Browns finish the 2021 season fifth in the NFL in total defense, marking just the third time since 1970 that the team has ranked in the top-five and the club's highest finish since 1987. The club also finished fifth in the league in pass defense, its highest finish since 2011. The Browns were one of just three NFL teams (Green Bay and San Francisco) to close 2021 in the top-12 in total defense, run defense and pass defense. Ward earned his second career Pro Bowl selection and recorded the longest interception return in the NFL in 2021

(99-yards). Also oversaw the development of first-round pick CB Greg Newsome II, who was named to the PFWA All-Rookie team.

- Served as the defensive coordinator for the West team in the 2022 East-West Shrine Bowl.
- Spent seven seasons in Minnesota (2013-19), rising up the coaching ladder from assistant to the head coach to assistant defensive backs coach his final two seasons.
- While working with the defensive backs, specifically the safeties, Minnesota ranked tied for sixth in the NFL in total takeaways, including 29 interceptions during that span.
- Under his guidance, S Anthony Harris tied for the league lead with six interceptions in 2019, becoming the first Viking to lead the league in interceptions since 2003.
- Harris was also named first team All-NFC by the PFWA, and finished the season as the second-highest rated safety in the NFL according to Pro Football Focus, boasting a 90.5 overall grade.
- S Harrison Smith was one of the league's most versatile safeties while Howard oversaw the position group, garnering Pro Bowl nods both years he was coached by him, as well as first team All-NFC honors from the PFWA.
- Smith was also voted second team All-Pro by the Associated Press in 2018 and Pro Football Focus in 2019.
- Worked with a number of other Pro Bowl players, including CB Xavier Rhodes, who was also selected in 2019, and while working with the linebackers (2016-17), Anthony Barr was selected both seasons.
- During his tenure in Minnesota, the Vikings defense ranked third in the NFL in sacks (301). The Vikings also finished in the top five in total defense in 2016 (third), 2017 (first) and 2018 (fourth).
- Spent seven seasons (2013-19) on the same coaching staff as Browns head coach Kevin Stefanski in Minnesota.
- While in Minnesota, the Vikings won two NFC North Division titles and advanced to the postseason three times, including 2019.
- Also gained experience coaching on the high school (Odessa Permian) and college (Texas Tech) levels.
- An All-American linebacker at Eastern New Mexico, graduated cum laude with a degree in biology and chemistry. His jersey was retired by Eastern New Mexico in 2006 and he was inducted into the ENMU Hall of Honor in 2011.
- Howard is married to his wife, Laci, and the couple have four children, Natassja, Skylar, Grayson and Ryleigh.



STUMP MITCHELL RUN GAME COORDINATOR/RUNNING BACKS

SCHOOL The Citadel

HOMETOWN Kingsland, Ga.

NFL EXPERIENCE 21st Year

BROWNS EXPERIENCE 4th Year

COACHING CAREER

- **1991** San Antonio Rough Riders (WIAF), running backs coach
- **1993-94** Casa Grande High School (Ariz.), head coach
- **1995** Morgan State University, offensive coordinator
- **1996-98** Morgan State University, head coach
- **1999-2007** Seattle Seahawks, running backs coach
- **2008-09** Washington Redskins, assistant head coach/running backs
- **2010-12** Southern University, head coach
- **2013-16** Arizona Cardinals, running backs coach
- **2017-18** New York Jets, running backs coach
- **2019-** Cleveland Browns, run game coordinator/running backs coach

PLAYING CAREER

- **1981-89** St. Louis/Phoenix Cardinals, running back
- **1991** Kansas City Chiefs, running back

KEY NOTES

- Lyvonia “Stump” Mitchell played running back in the NFL for 10 seasons and has coached in the NFL for 20 seasons.
- Under Mitchell, five different backs – Ricky Watters (1999-00), Shaun Alexander (2001-05), Clinton Portis (2008), David Johnson (2016) and Nick Chubb (2019-21) – gained 1,000 rushing yards in a season, while Andre Ellington produced 1,000 scrimmage yards in each of his first two NFL seasons (2013-14) and Kareem Hunt topped 1,000 scrimmage yards in 2020.
- Helped his backs find the end zone as Alexander (five times), Johnson (twice) and Chubb (twice) produced 10 or more scrimmage touchdowns in a season multiple times. Alexander set an NFL record with 28 scores in 2005 and Johnson led the league with 20 in 2016.
- In addition to numerous running backs,

Mitchell has also helped two fullbacks earn Pro Bowl selections in Mack Strong and Mike Sellers.

- The Browns led the NFL in rushing average in 2021 with a 5.09 mark, the highest average by a Browns team since 1966. Chubb finished second in the league in rushing yards en route to a third consecutive Pro Bowl selection and being named a finalist for the FedEx NFL Ground Player of the Year. Chubb also became just the sixth player in NFL history to rush for at least 950 yards and record at least eight rushing touchdowns in each of his first four seasons.
- Helped the Browns to one of the most prolific RB tandems in 2020 with Chubb (1,067 rushing yards and 12 rushing touchdowns) and Hunt (1,144 scrimmage yards and 11 total touchdowns). The pair were the only NFL teammates to each record at least 840 rushing yards in 2020, highlighted in a win against Houston on Nov. 15, where Chubb (126) and Hunt (104) became the first Browns to each record 100 yards rushing in the same game since 1966. Chubb finished the year second in yards per carry among NFL RBs (5.6) and tied for fourth with 12 rushing TDs, despite missing four games due to injury and earned his second Pro Bowl selection. Hunt scored 11 regular season touchdowns, led the Browns with five receiving scores and recorded three rushing touchdowns during the postseason. The Browns run game finished 2020 third in the NFL in rush yards (2,374) as the team recorded four games with at least 200 rushing yards, their most in a season since 1978.
- Helped Chubb record one of the best seasons in Browns history in 2019. Chubb finished second in the NFL with 1,494 rushing yards, the fourth most by a Brown in a season, while accounting for 1,772 scrimmage yards, the fifth most by a Brown. Chubb registered seven 100-yard rushing games in 2019, the most by a Brown since 1968, and was voted a starter in his first career Pro Bowl.
- A ninth-round selection in the 1981 NFL Draft, played nine years with the Cardinals (1981-89) and one season with the Chiefs (1991). Ranked in the top three in Cardinals history in rushing yards (second), rushing average (second), kickoff return yards (second) and punt return yards (third).
- Off the field, earned recognition as the Chuck Drulis Award winner for community service in 1982 and as the team’s Byron “Whizzer” White Humanitarian Award finalist in 1984 for his work in the community.
- A four-year player and three-year starter at running back for The Citadel, set school records for rushing yards in a season and for a career. As a senior in 1980, he finished with the second-most rushing yards in the country and was named an All-American, Southern Conference Player of the Year and South Carolina Amateur Athlete of the Year.

CHAD O'SHEA

PASS GAME COORDINATOR/WIDE RECEIVERS



SCHOOL University of Houston
HOMETOWN Houston, Texas
NFL EXPERIENCE 20th Year
BROWNS EXPERIENCE 3rd Year

COACHING CAREER

- 1996 University of Houston, graduate assistant
- 1997 University of Houston, wide receivers coach
- 1998 University of Houston, tight ends/special teams coach
- 1999 University of Houston, tight ends/special teams/recruiting coordinator
- 2000-02 Southern Mississippi, special teams/recruiting coordinator
- 2003 Kansas City Chiefs, volunteer assistant special teams
- 2004-05 Kansas City Chiefs, assistant special teams/linebackers coach
- 2006-08 Minnesota Vikings, offensive assistant/wide receivers coach
- 2009-18 New England Patriots, wide receivers coach
- 2019 Miami Dolphins, offensive coordinator
- 2020- Cleveland Browns, pass game coordinator/wide receivers coach

KEY NOTES

- In 19 NFL seasons, his teams have won 12 division titles, five conference championships and three Super Bowls (XLIX, LI and LIIII).
- Joined the Browns in 2020 and helped the offense to some of its best numbers in generations. Cleveland's 408 points were its second-most in franchise history, while the club also finished with its second-best total in scrimmage touchdowns (48) and tied for the second-most first downs (355).
- Spent 2019 as the offensive coordinator for the Miami Dolphins. After starting the year

0-7, the Dolphins went 5-4 in their final nine games. Helped WR DeVante Parker finish among the NFL leaders in receiving yards (fifth in NFL with 1,202) and touchdowns (fourth in NFL with nine).

- Spent 10 years (2009-18) in New England as the team's wide receivers coach. Helped WRs Wes Welker (three times), Julian Edelman (three times), Randy Moss and Brandin Cooks all surpass the 1,000 receiving yard mark. Edelman won Super Bowl LIII MVP honors after recording 10 receptions for 141 yards in a 13-3 victory. Welker led the league in receptions in 2009 and 2011 and set franchise records for receptions (123 in 2009) and receiving yards (1,569 in 2011). In 2009, Moss tied for the NFL lead with 13 touchdowns, while Welker led the NFL in receptions (123) and the duo finished second (Welker 1,348) and tied for fifth (Moss 1,264) in the league in receiving yards.
- Prior to New England, spent three seasons as offensive assistant/wide receivers coach (2006-08) with Minnesota. In 2008, he helped Bernard Berrian rank second in the NFL with an average of 20.8 yards per catch, and the Vikings led the NFL with 13 touchdown receptions of 20-plus yards.
- Spent three seasons (2006-08) on the same coaching staff as Browns head coach Kevin Stefanski in Minnesota.
- First NFL job came with the Kansas City Chiefs, where he spent three seasons from 2003-05. Began as a volunteer special teams assistant in 2003 and then assisted with special teams and linebackers from 2004-05. In 2003, Kansas City led the NFL with four special teams touchdowns. They also led the league in both kickoff and punt return average. In 2004, the Chiefs set a team record for kickoff return yards (1,820) as Dante Hall returned two kickoffs for touchdowns.
- Played quarterback at Marshall (1991-93) before transferring to Houston (1994-95). He was named team captain as a senior in 1995.
- He received his bachelor's degree in psychology from the University of Houston in 1995.
- Father, Mike, was a longtime athletic trainer in the collegiate and NFL ranks, spending time with the Baltimore Colts, University of Miami, Louisville and University of Houston.
- O'Shea and his wife, Melissa, have two daughters, Claire and Grace, and a son, Mick.



JEFF ANDERSON

DEFENSIVE QUALITY CONTROL

SCHOOL Texas Southern University

HOMETOWN Dixon, Calif.

NFL EXPERIENCE 1st Year

BROWNS EXPERIENCE 1st Year

COACHING CAREER

- **2014** Contra Costa College, quarterbacks coach
- **2015** Contra Costa College, offensive coordinator/quarterbacks coach
- **2016** Contra Costa College, offensive coordinator/quarterbacks coach/assistant head coach
- **2017** University of Northern Colorado, graduate assistant
- **2018-19** San Jose State University, graduate assistant
- **2020-21** Cal Poly, cornerbacks coach
- **2021** Cleveland Browns, Bill Walsh NFL diversity coaching fellowship
- **2022-** Cleveland Browns, defensive quality control

KEY NOTES

- Joined the Browns in 2022 following eight seasons coaching at the collegiate level.
- First joined the Browns a Bill Walsh Diversity Coaching Fellow in 2021, an opportunity each NFL team offers to minority coaches during offseason programs.
- Spent the previous two seasons (2020-21) coaching the corners at Cal Poly.
- Served as a graduate assistant at San Jose State (2018-19) and Northern Colorado (2017).
- Began coaching career at alma mater Contra Costa College in 2014. Originally named quarterbacks coach in his first season, promoted to offensive coordinator/quarterbacks coach in 2015 and added the responsibilities of assistant head coach in 2016. In his three seasons, Contra Costa College won two conference championships.
- Played quarterback for two seasons at Contra Costa College and two seasons at Texas Southern University.
- Graduated from Texas Southern with a major in liberal arts.
- Native of Dixon, Calif.

STAFF

PLAYERS

2021 SEASON

HISTORY

RECORDS

GAME DAY



STEPHEN BRAVO-BROWN SPECIAL TEAMS ASSISTANT

SCHOOL University of South Florida

HOMETOWN North Lauderdale, Fla.

NFL EXPERIENCE 3rd Year

BROWNS EXPERIENCE 3rd Year

COACHING CAREER

- 2015 Waldorf University, wide receivers coach
- 2016 Wake Forest University, offensive quality control coach
- 2017-18 Wake Forest University, graduate assistant/wide receivers assistant coach
- 2018 Minnesota Vikings, Bill Walsh NFL diversity coaching fellowship
- 2019 New York Jets, Bill Walsh NFL diversity coaching fellowship
- 2019 Missouri State University, wide receivers coach
- 2020-21 Cleveland Browns, defensive quality control coach
- 2021- Cleveland Browns, special teams assistant coach

KEY NOTES

- Named special teams assistant in 2022. Joined the Browns in 2020 and spent two seasons as defensive quality control coach.
- Helped the Browns defense rank among the league leaders in takeaways in 2020. Helped the Browns finish ninth in the league in run defense after finishing 30th in 2019.
- Helped the Browns finish the 2021 season fifth in the NFL in total defense, marking just the third time since 1970 the team finished in the top five and the club's highest finish since 1987. DE Myles Garrett earned first team All-Pro and Pro Bowl honors after setting the franchise single-season record with 16 sacks in 2021, while CB Denzel Ward was also selected to the Pro Bowl.
- Spent 2019 as Missouri State's wide receivers coach, helping senior Tyler Currie earn All-MVFC honorable mention distinction. Currie ranked second in the conference in receptions per game (4.8).
- Served as a graduate assistant coach and worked with wide receivers at Wake Forest

from 2017-18 after joining the program in 2016 as an offensive quality control coach. The Demon Deacons went to three straight bowl games in that span with the 2017 team, setting numerous team and individual records, including points scored (459) and total offense (6,055 yards).

- Participated in the Bill Walsh Diversity Coaching Fellowship program for the Vikings in 2018 and the Jets in 2019, an opportunity each NFL team offers to minority coaches during offseason programs.
- Began his coaching career at Waldorf University, where he spent the 2015 season coaching the wide receivers and helped mentor a pair of all-conference standouts. Also served as assistant director of football operations at Eastern Illinois and later mentored the EIU running backs during spring football in 2016 before moving to Wake Forest.
- Walk-on wide receiver at South Florida who earned a scholarship and lettered for the Bulls for three seasons. Played in 31 games and totaled 22 receptions for 259 yards. Used fourth year of eligibility to play at Eastern Illinois and caught 38 passes for 289 yards in 12 games. Earned tryouts for the Chicago Bears and Tampa Bay Buccaneers.
- Earned the OVC Medal of Honor in 2014 after serving as team captain and leading Eastern Illinois to an appearance in the conference championship game.
- Is a 2014 graduate of South Florida and earned his degree in psychological studies. Earned postgraduate degrees from Eastern Illinois in 2015 and Wake Forest in 2018.
- Native of North Lauderdale, Fla.



CALLIE BROWNSON
**CHIEF OF STAFF/
ASSISTANT WIDE
RECEIVERS**

SCHOOL George Mason University
HOMETOWN Alexandria, Va.
NFL EXPERIENCE 4th Year
BROWNS EXPERIENCE 3rd Year

COACHING CAREER

- **2015-17** Mount Vernon High School, assistant coach
- **2017** New York Jets, college/professional personnel scouting intern
- **2018** Dartmouth College, coaching intern
- **2018** Dartmouth College, offensive quality control coach
- **2019** Buffalo Bills, coaching intern
- **2020-21** Cleveland Browns, chief of staff
- **2022** U.S. Women's Tackle National Team, head coach
- **2022-** Cleveland Browns, chief of staff/assistant wide receivers coach

PLAYING CAREER

- **2010-17** D.C. Divas, safety/running back/slot receiver

KEY NOTES

- Joined the Browns as chief of staff in 2020 and added assistant wide receiver coach duties to responsibilities in 2022.
- Played eight seasons as a safety, running back and slot receiver for the D.C. Divas of the Women's Football Alliance. A five-time team captain and four-time All-American.
- Two-time gold medalist (Finland in 2013 and Vancouver in 2017) with Team USA Women's Football.
- Joined the Browns in 2020 and made NFL history in her first season with the club. Became the first woman to coach an NFL position group in a game when she served as the team's acting tight ends coach during a Week 12 win over the Jacksonville Jaguars. Recognized by the Pro Football Hall of Fame for her accomplishments as artifacts from the game (sideline jacket, autographed ball) were put on display. Also served as acting wide receivers coach during a Week 17 victory against the Steelers in 2020 and

acting running backs coach in Week 15 against the Raiders in 2021.

- Served as head coach of the 2022 U.S. Women's Tackle National Team. The U.S. team competed at the 2022 International Federation of American Football (IFAF) Women's Tackle World Championship in Vantaa, Finland, from July 27-August 8. Oversaw a roster of 45 players and seven assistant coaches.
- Turned a training camp internship with the Buffalo Bills in 2019 into a full-time position on Sean McDermott's staff. She aided a group that saw the Bills accomplish a 10-win season, their first double-digit win campaign in the 21st century. Buffalo also reached the AFC Wild Card and finished second in the AFC East.
- Prior to Buffalo, was offered a two-week internship by Dartmouth head coach Buddy Teevens that turned into a full-time position as an offensive quality control coach, becoming the first full-time female football coach in Division I.
- Also coached at her alma mater, Mount Vernon High School, under famed coach Barry Wells, who recruited her to coach on his staff.
- Interned in the New York Jets personnel department and attended the Manning Passing Academy, where she served as one of the 16 female coaches for the first women's clinic held at the prestigious camp.
- Serves as one of 22 members of USA Football's Football Development Council. The Council is comprised of medical, football and long-term athlete development experts to open more paths to the fun of playing football and improve upon existing ones. USA Football is the sport's national governing body and a member of the U.S. Olympic & Paralympic Committee.
- Earned her bachelor's degree in sport management from George Mason University in 2015.
- Native of Alexandria, Va.

BILL CALLAHAN OFFENSIVE LINE

SCHOOL Benedictine University

HOMETOWN Chicago, Ill.

NFL EXPERIENCE 24th Year

BROWNS EXPERIENCE 3rd Year

COACHING CAREER

- **1978** Oak Lawn High School, assistant coach
- **1979** De La Salle High School, assistant coach
- **1980-81** University of Illinois, associate coach
- **1982-83** University of Illinois, special teams/tight ends coach
- **1984-85** University of Illinois, offensive line coach
- **1986** University of Illinois, quarterbacks coach
- **1987-88** Northern Arizona University, offensive line coach
- **1989** Southern Illinois University, offensive coordinator
- **1990-94** University of Wisconsin, offensive line coach
- **1995-97** Philadelphia Eagles, offensive line coach
- **1998** Oakland Raiders, offensive coordinator/tight ends coach
- **1999-2001** Oakland Raiders, offensive coordinator/offensive line coach
- **2002-03** Oakland Raiders, head coach
- **2004-07** University of Nebraska, head coach
- **2008-11** New York Jets, assistant head coach/offensive line coach
- **2012-14** Dallas Cowboys, offensive coordinator/offensive line coach
- **2015-16** Washington Redskins, offensive line coach
- **2017-19** Washington Redskins, assistant head coach/offensive line coach
- **2019** Washington Redskins, interim head coach (final 11 games)
- **2020** Cleveland Browns, offensive line coach

KEY NOTES

- Is in his 45th year as a coach and 24th in the NFL. Career includes head coaching stints at both the college and pro levels, including advancing the Oakland Raiders to Super Bowl XXXVII.
- Helped his teams lead the NFL in rushing in 2000 (Raiders) and 2009 (Jets) and passing in 2002 (Raiders). Has been a member of an offensive staff that finished in the top five in the NFL in rushing or passing 13 times, including each of his seasons with the

Browns (third in rushing in 2020 and fourth in rushing in 2021).

- Helped 14 offensive linemen combine for 32 Pro Bowl selections during his career.
- Been a part of 21 career NFL postseason contests.
- During his first season with the Browns, helped the club finish third in the league in rushing with an average of 148.4 yards per game (the team's best since 1978). Helped RT Jack Conklin earn first team AP All-Pro honors and G Joel Bitonio and G Wyatt Teller earn second team honors. Bitonio was also selected to the Pro Bowl, while first-round pick LT Jedrick Willis Jr. was voted the NFL Pepsi Zero Sugar Rookie of the Week for Week 10, becoming just the fourth offensive lineman to win the award since its inception in 2002 and first since 2013.
- Helped the Browns lead the NFL in rushing average in 2021 with a 5.09 mark, the highest average by a Browns team since 1966. The offensive line opened holes for RB Nick Chubb, who finished second in the league in rushing yards. Helped Bitonio and Teller to Pro Bowl selections in 2021, marking the first time a pair of Browns guards made the Pro Bowl since 1967. In addition, Bitonio was an AP first team All-Pro honoree and Teller was named to the second team.
- Spent five seasons (2015-19) in Washington, working mostly with the offensive line and serving as interim head coach for the final 11 games in 2019. In 2016, his offensive line helped the Redskins set single-season team records in yards per game (403.4), yards per play (6.40), net passing yards (4,758), completions (407) and passing first downs (226). The blocking and protection provided by the unit allowed eight different Redskins players to finish the season with at least 500 yards from scrimmage, tying the 2011 New Orleans Saints for the most in a single season in NFL history.
- As offensive coordinator with the Cowboys (2012-14), DeMarco Murray led the league in rushing and set a Dallas franchise record with 1,845 yards.
- Served as head coach at the University of Nebraska from 2004-07, leading the Cornhuskers to a Big 12 Conference Championship Game appearance in 2006 and two bowl invitations in four seasons.

CALLAHAN CONTINUED

- Spent six seasons with the Oakland Raiders (1998-2003), serving as offensive coordinator for four years before becoming the 13th head coach in Raiders history from 2002-03. In 2002, Oakland's offense set a team record for total offense with an NFL-best 6,237 yards and led the NFL in passing yards (4,689) en route to an appearance in Super Bowl XXXVII. He became the fourth rookie head coach in NFL history to earn a Super Bowl berth.
- Started at quarterback for three seasons (1975-77) at Illinois Benedictine (Lisle, Ill.) where he earned honorable-mention All-America honors in 1976 and 1977 and graduated with a bachelor's degree in physical education in 1978. Inducted into the Benedictine University Athletics Hall of Fame in 2004.
- Born in Chicago, where he attended Mendel Catholic High School. Inducted into the Chicago Catholic League Hall of Fame in April 2022.
- Callahan and his wife, Valerie, have four children: daughters Cathryn and Jaclyn, and sons Brian and Daniel. Brian serves as the offensive coordinator for the Cincinnati Bengals.



STAFF

PLAYERS

2022 SEASON

HISTORY

RECORDS

GAME DAY



JOSH CHRISTOVICH

ASSISTANT STRENGTH AND CONDITIONING SPORTS SCIENCE

SCHOOL James Madison University

HOMETOWN Woodbridge, Va.

NFL EXPERIENCE 7th Year

BROWNS EXPERIENCE 7th Year

COACHING CAREER

- **2010-13** James Madison University, strength and conditioning intern
- **2013-15** East Tennessee State University, assistant strength and conditioning coach/intern coordinator
- **2015-16** North Carolina State University, professional strength and conditioning intern
- **2016** Cleveland Browns, strength and conditioning intern
- **2017** Cleveland Browns, strength and conditioning assistant
- **2018-** Cleveland Browns, assistant strength and conditioning coach/sports science

KEY NOTES

- In seventh season with the Browns after joining the staff in 2016 as a strength and conditioning intern.
- Came to Cleveland after working as a professional strength and conditioning intern at North Carolina State University from 2015-16.
- Prior to his time with the Wolfpack, worked towards his master's degree at East Tennessee State University while serving as an assistant strength and conditioning coach/intern coordinator from 2013-15.
- Started career at James Madison University, his alma mater, as a strength and conditioning intern from 2010-13.
- Graduated from James Madison with a bachelor's degree in kinesiology with a concentration in exercise science. Also earned a master's in exercise physiology and sport performance from East Tennessee State.
- A native of Woodbridge, Va.



JONATHAN DECOSTER OFFENSIVE ASSISTANT

SCHOOL University of Louisiana

HOMETOWN Miramar, Fla.

NFL EXPERIENCE 2nd Year

BROWNS EXPERIENCE 2nd Year

COACHING CAREER

- **2013-14** University of Nevada, graduate assistant offensive line coach
- **2015-16** West Virginia State University, offensive line coach/recruiting coordinator/strength coach/travel coordinator
- **2017-19** Louisiana State University, graduate assistant tight ends coach
- **2020** Old Dominion University, tight ends coach
- **2021** Cleveland Browns, offensive quality control coach
- **2022-** Cleveland Browns, offensive assistant

KEY NOTES

- Joined the Browns in 2021 after spending the previous eight years coaching on the college level. Spent first season with the club as an offensive quality control coach before being named an offensive assistant in 2022.
- Helped the Browns lead the NFL in rushing average in 2021 with a 5.09 mark, the highest average by a Browns team since 1966. The team's 6,090 scrimmage yards were the fourth-most by the club in a single-season. RB Nick Chubb finished second in the league in rushing yards.
- Began coaching career as a graduate assistant offensive line coach at Nevada, where he helped develop future Browns All-Pro G Joel Bitonio, who became the second-highest draft pick in school history (second round, 2014).
- Served as offensive line coach, recruiting coordinator, strength coach and travel coordinator at West Virginia State from 2015-16. His offensive line helped the team set numerous school records, including the most touchdowns and points scored.
- Spent three seasons (2017-19) coaching the tight ends at LSU, where he developed future NFL TEs Foster Moreau (fourth round,

2019), Stephen Sullivan (seventh round, 2020) and Thaddeus Moss (undrafted free agent). Moss set the LSU single-season record for receptions and receiving yards by a tight end. Helped the Tigers capture the FBS National Championship after a 13-0 season in 2019. LSU led the nation in total offense, scoring offense and red zone offense in 2019 and finished second in passing offense.

- Native of Miramar, Fla., and four-year starter at right tackle at the University of Louisiana. Anchored an offensive line that finished seventh in the country rushing in both 2007 and 2008.
- Earned a bachelor's degree in management information systems from the University of Louisiana and worked in Baton Rouge as an IT project manager until pursuing a coaching career in 2013. Earned master's degrees in education leadership from the University of Nevada and liberal arts from LSU.
- Decoster and his wife, Amber, have a daughter, Aria, and a son, Zeke.



ZACH DUNN

DEFENSIVE QUALITY CONTROL

SCHOOL Bowling Green State University

HOMETOWN Germantown, Ohio

NFL EXPERIENCE 3rd Year

BROWNS EXPERIENCE 3rd Year

COACHING CAREER

- 2016 Bowling Green State University, student assistant coach
- 2020-Cleveland Browns, defensive quality control coach

KEY NOTES

- Joined the Browns in 2020 and helped the defense rank among the league leaders in takeaways, including leading the league in red zone takeaways. Helped CB Denzel Ward finish tied for second in the NFL with 18 passes defended, despite only playing in 12 games.
- Helped the Browns finish the 2021 season fifth in the NFL in total defense, marking just the third time since 1970 the team finished in the top-five and the club's highest finish since 1987. DE Myles Garrett earned first team All-Pro and Pro Bowl honors after setting the franchise single-season record with 16 sacks in 2021, while Ward was also selected to the Pro Bowl.
- Spent the 2016 season as a student assistant coach at his alma mater, Bowling Green State University.
- Gained experience as a content coordinator for USA football, spending two years in the department prior to circling back to coaching in 2020.
- Graduated from Bowling Green State University with a concentration in business administration and management.
- Married to Cassidy and is a native of Germantown, Ohio.

AGM Summer Strength and Conditioning Camp from 2004-12.

- Prior to being promoted as one of the school's full-time strength and conditioning coaches in 2003, he served as a graduate assistant strength and conditioning coach from 2002-03 after serving as a volunteer strength and conditioning coach from 2000-02.
- Certified by the Collegiate Strength and Conditioning Coaches Association (CSCCa), in addition to being a strength and conditioning specialist by the National Strength and Conditioning Association (NSCA) and USA Weightlifting. Earned the title of Master Strength and Conditioning Coach with the CSCCa in 2016.
- A native of San Angelo, Texas.
- Earned his degree in biology and life-earth sciences in 1993 from Angelo State University. Also received a master's degree in exercise physiology from Texas A&M in 2003.
- Gibson and his wife, Leah, have three sons, Garrison, Chase and Kyle.



MONTY GIBSON ASSISTANT STRENGTH AND CONDITIONING

SCHOOL Angelo State University

HOMETOWN San Angelo, Texas

NFL EXPERIENCE 5th Year

BROWNS EXPERIENCE 5th Year

COACHING CAREER

- **1994-99** Fort Stockton High School, varsity football defensive line coach
- **2000-02** Texas A&M, volunteer strength and conditioning coach
- **2002-03** Texas A&M, strength and conditioning graduate assistant
- **2003-18** Texas A&M, sports performance coach
- **2018-** Cleveland Browns, assistant strength and conditioning coach

KEY NOTES

- In fifth season as the Browns' assistant strength and conditioning coach, after being named to the position on April 5, 2018.
- Came to Cleveland with nearly 30 years of coaching experience, with the previous 18 spent as a member of the Texas A&M strength and conditioning staff.
- As a sports performance coach, was responsible for overseeing the strength and conditioning programs for the Aggie track and field men's and women's sprints and mid-distance runners, as well as the equestrian and men's tennis teams.
- Worked alongside Browns director of strength and conditioning Larry Jackson for five years (2012-16) in the Aggie football program.
- In 2017, trained several of Texas A&M's football players in preparation for the NFL Scouting Combine, in addition to assisting with the Aggie women's basketball offseason training program.
- Served as the strength and conditioning coach for Aggie baseball, men's and women's tennis, men's and women's diving and men's and women's cross country. Also served as the camp director of the Texas



ASHTON GRANT

OFFENSIVE QUALITY CONTROL

SCHOOL Assumption University

HOMETOWN Manchester, Conn.

NFL EXPERIENCE 3rd Year

BROWNS EXPERIENCE 3rd Year

COACHING CAREER

- **2019-20** College of Holy Cross, quality control coach
- **2020** Cleveland Browns, Bill Walsh NFL diversity coaching fellowship
- **2020-21** Cleveland Browns, Bill Willis coaching fellowship
- **2022-** Cleveland Browns, offensive quality control coach

KEY NOTES

- Named offensive quality control coach in 2022. Joined the Browns in 2020 as the team's first-ever recipient of the Bill Willis Coaching Fellowship and extended his time with the team in the same role through 2021. The Browns created the opportunity for a rising minority coach with a focus on the offensive side of the ball.
- Spent 2020-21 assisting the coaching staff with week-to-week game plans and talent evaluations. Worked closely with run game coordinator/running backs coach Stump Mitchell in 2020 and pass game coordinator/wide receivers coach Chad O'Shea in 2021.
- Served as the wide receivers coach for the West team in the 2022 East-West Shrine Bowl.
- Helped the Browns to one of the most prolific RB tandems in 2020 with Nick Chubb (1,067 rushing yards and 12 rushing touchdowns) and Kareem Hunt (1,144 scrimmage yards and 11 total touchdowns). The pair were the only NFL teammates to each record at least 840 rushing yards in 2020, highlighted by a win against Houston on Nov. 15, when Chubb (126) and Hunt (104) became the first Browns to each record 100 yards rushing in the same game since 1966.
- The Browns run game finished 2020 third in the NFL in rush yards (2,374) as the team recorded four games with at least 200

rushing yards, its most in a season since 1978.

- Prior to receiving the Bill Willis Fellowship, Grant was a Bill Walsh Diversity Coaching Fellow for the Browns, a separate opportunity each NFL team offers to minority coaches during offseason programs.
- Prior to the Browns, served as a quality control coach at Holy Cross from 2019-20.
- Before entering a coaching career, Grant played in the Alliance of American Football with the Salt Lake Stallions and participated in training camps with the Chiefs and Bears.
- Attended Assumption, where he posted the most receiving yards (3,204), most touchdown receptions (36) and touchdown receptions in a single-season (13 in 2016) in school history.
- Native of Manchester, Conn.

KEY NOTES

- Named the Browns director of performance on March 9, 2020, after spending seven years (2013-19) in the same role with the Eagles.
- Prior to Philadelphia, acted as the head strength and conditioning coach and combatives coordinator for Naval Special Warfare. In addition to his role as head strength and conditioning coach at Naval Special Warfare, Huls coordinated combatives training and injury prevention programs for Navy SEAL teams.
- Before his stint at Naval Special Warfare, Huls was the director of athletic performance at Hampton University, where he directed the strength and conditioning programs for all 16 varsity sports and built the performance program from scratch.
- Joined the staff at Hampton from the University of Nevada where he served as the head baseball and assistant football strength and conditioning coach. He also served as the coordinator of performance nutrition for all Wolf Pack athletes.
- From 1996-2001, worked at the University of Nebraska as the head baseball and assistant football strength and conditioning coach.



SHAUN HULS DIRECTOR OF PERFORMANCE



SCHOOL University of Nebraska

HOMETOWN Le Mars, Iowa

NFL EXPERIENCE 10th Year

BROWNS EXPERIENCE 3rd Year

COACHING CAREER

- **1996-2001** University of Nebraska, head baseball and assistant football strength and conditioning coach
- **2001-02** University of Nevada, head baseball and assistant football strength and conditioning coach/performance nutrition coordinator
- **2002-06** Hampton University, director of athletic performance
- **2006-13** U.S. Naval Special Warfare, head strength and conditioning coach and combatives coordinator
- **2013-19** Philadelphia Eagles, director of high performance
- **2020-** Cleveland Browns, director of performance



LARRY JACKSON

DIRECTOR OF STRENGTH AND CONDITIONING

SCHOOL Texas A&M University

HOMETOWN Rockdale, Texas

NFL EXPERIENCE 6th Year

BROWNS EXPERIENCE 5th Year

COACHING CAREER

- **1998-04** Texas A&M University, assistant strength and conditioning coach
- **2004-05** University of Oklahoma, assistant strength and conditioning coach
- **2006-11** University of Houston, director of football sports performance
- **2012-16** Texas A&M University, director of football sports performance
- **2017** Los Angeles Chargers, assistant strength and conditioning coach
- **2018-** Cleveland Browns, director of strength and conditioning

PLAYING CAREER

- **1995** Denver Broncos, defensive end
- **1996** Arizona Cardinals, defensive end
- **1997** Miami Dolphins, defensive end
- **1998** Barcelona Dragons, defensive end

KEY NOTES

- In fifth season with the Browns as the team's director of strength and conditioning, after being named to the position on March 12, 2018.
- Prior to joining the Browns, spent the 2017 NFL season as the Los Angeles Chargers' assistant strength and conditioning coach after gaining 19 years of experience on the collegiate coaching level.
- Served as Texas A&M's director of football sports performance from 2012-16, managing all aspects of the strength and conditioning program for the Aggies. During that time, also served as the program's NFL liaison and earned Master Strength and Conditioning Coach status in 2013.
- A 1994 graduate of Texas A&M, Jackson returned to his alma mater after spending the first six years (1998-2004) of his career

as the Aggies' assistant strength and conditioning coach.

- Spent six seasons (2006-11) as the University of Houston's director of football sports performance and two years (2004-05) as the University of Oklahoma's assistant strength and conditioning coach.
- Member of the American Football Coaches Association (AFCA), Collegiate Strength and Conditioning Coaches Association (CSCCa) and National Strength and Conditioning Association (NSCA). Also certified with both the CSCCa and the NSCA.
- A former defensive end at Texas A&M (1991-94), Jackson played in four bowl games and finished his career by participating in the Blue-Gray All-Star Game. As a player for the Aggies, Texas A&M compiled a 42-2-1 regular season record and never lost a home game.
- Spent time with the Denver Broncos (1995), Arizona Cardinals (1996) and Miami Dolphins (1997). Also played for the Barcelona Dragons of NFL Europe in 1998.
- Native of Rockdale, Texas.
- Jackson and his wife, Amy, have two daughters, Kate and Abby.

A headshot of Dale Jones, a middle-aged man with a goatee, smiling. He is wearing a light blue polo shirt with a Cleveland Browns logo on the chest. The photo is partially obscured by a white diagonal graphic element.

DALE JONES

ASSISTANT STRENGTH AND CONDITIONING

SCHOOL Washburn University

HOMETOWN Topeka, Kan.

NFL EXPERIENCE 5th Year

BROWNS EXPERIENCE 5th Year

COACHING CAREER

- **1997** Southern Methodist University, volunteer strength and conditioning coach
- **1997-98** University of North Texas, assistant strength and conditioning coach
- **1998** The Exchange Athletic Club, head trainer and director of operations
- **2001-13** University of Houston, assistant director of sports performance
- **2013-17** Texas A&M University, football sports performance coach
- **2017** University of Notre Dame, assistant strength and conditioning coach-football
- **2018-** Cleveland Browns, assistant strength and conditioning coach

KEY NOTES

- In fifth season with the Browns as the team's assistant strength and conditioning coach, after being named to his position on March 16, 2018.
- Prior to joining the Browns, spent 2017 in the same capacity with the Notre Dame Football program, working closely with an offensive line that consisted of future NFL All-Pro Quenton Nelson and PFWA All-Rookie Mike McGlinchey. The unit earned the Joe Moore Award as the nation's top-rated offensive line.
- Before Notre Dame, spent four years working with Browns director of strength and conditioning Larry Jackson at Texas A&M (2013-17).
- Spent 13 years at the University of Houston (2001-13), where he served as the school's assistant director of sports performance. With the Cougars, Jones worked with football, baseball, women's basketball, softball, track (field events), soccer,

swimming and diving and tennis programs. Under Jones' performance coaching, QB Case Keenum concluded his college career at Houston (2006-11) as the NCAA's all-time leading passer with 19,217 yards and 155 touchdowns.

- Worked as an adjunct lecturer for the Health and Human Performance Department and served as a senior advisor for strength and conditioning at The Edge Extreme in Flower Mound, Texas.
- Before joining Houston's athletic department in 2001, Jones taught undergraduate courses in the university's Health and Human Performance Department for the entirety of the 2000-01 school year. Also served as the head trainer and director of operations at The Exchange Athletic Club in Dallas, Texas (1998) and as an assistant strength and conditioning coach at North Texas from 1997-98 season. Also served as a volunteer strength and conditioning coach at SMU in 1997.
- Earned his bachelor's degree in exercise physiology from Washburn in 1994 and master's degree in exercise science from Houston in 2003. Recognized as the 1994 Physical Education Major of the Year and the NASPE Physical Education Major of the Year.
- Jones is a Master Strength and Conditioning Coach and is certified by the Collegiate Strength and Conditioning Coaches Association. He's also a certified strength and conditioning specialist by the National Strength and Conditioning Association and Sports Performance Coach by USA Weightlifting.
- Jones has earned a RPR Level 1 (Reflexive Performance Reset) certification, as well as being The Ready State 101 and The Ready State 102 Movement and Mobility certified. He's also a CPPS Football Preparation Specialist.
- Native of Topeka, Kan.
- Jones and his wife, Nicole, have three daughters, Abigail, Madison and Haley.



CHRIS KIFFIN DEFENSIVE LINE

SCHOOL Colorado State University

HOMETOWN Tampa, Fla.

NFL EXPERIENCE 6th Year

BROWNS EXPERIENCE 3rd Year

COACHING CAREER

2005-06 University of Idaho, coaching assistant

2006 Tampa Bay Buccaneers, offseason quality control intern

2007 University of Mississippi, graduate assistant

2008-09 University of Nebraska, offensive quality control coach

2010 University of Southern California, defensive administrative assistant

2011 Arkansas State University, defensive line coach

2012-16 University of Mississippi, defensive line/defensive recruiting coordinator

2017 Florida Atlantic University, co-defensive coordinator/linebackers coach

2018-19 San Francisco 49ers, pass rush specialist

2020- Cleveland Browns, defensive line coach

KEY NOTES

- Joined the Browns in 2020 and helped the run defense finish ninth in the league after finishing 30th the previous season. Helped DE Myles Garrett earn first team All-Pro and Pro Bowl honors as he ranked among the league leaders in strip-sacks (tied for second with four), forced fumbles (tied for third with four), fumble recoveries (tied for third with two) and sacks (sixth with 12). Along with DE Olivier Vernon (nine), the Browns were one of just four teams to have a pair of teammates each record at least nine sacks in 2020.
- The Browns finished the 2021 season fifth in the NFL in total defense, marking just the third time since 1970 the team ranked in the top-five and the club's highest finish since 1987. Garrett earned first team All-Pro and Pro Bowl honors after setting the franchise single-season record with 16 sacks in 2021, including a team single-game record of 4.5 in Week 3. The 25 combined sacks between Garrett (16) and DE Jadeveon Clowney (9) were the second-most by a pair of Browns teammates in a season, trailing only the 26 by DE Reggie Camp (14) and LB Clay Matthews (12) in 1984.

- As a pass rush specialist coach with the 49ers in 2019, helped develop DE Nick Bosa, who was named the NFL Defensive Rookie of the Year after recording nine sacks. In addition, San Francisco led the league in forced fumbles and passing yards per game. The 49ers also ranked among the NFL leaders in passing first downs allowed (150, tied for first), total yards per game allowed (281.8, second), average yards per play allowed (4.66, second), red zone trips allowed (40, second), defensive touchdowns (five, tied for third), sacks (48, tied for fifth), total takeaways (27, sixth), opposing passer rating (83.0, seventh) and points per game allowed (19.4, eighth).
- The 49ers finished the 2019 regular season 13-3, marking their best regular season record since 2011 (13-3) as San Francisco earned the top seed in the NFC for the first time since 1997 and advanced to Super Bowl LIV.
- In first season with the 49ers (2018), helped DL DeForest Buckner record a career-high 12 sacks en route to first career Pro Bowl selection.
- Named a finalist for the Broyles Award in 2017, recognizing college football's top assistant coach. As co-defensive coordinator/linebackers coach at Florida Atlantic, helped the team finish second in the nation with 20 interceptions. Helped future NFL LB Azeem Al-Shaair lead Conference USA in tackles (147) and set FAU's career total tackles mark (354).
- Developed future NFL draft picks in DE Robert Nkemdiche (first round in 2016) and DE Marquis Haynes (fourth round in 2018) as the defensive line coach at Mississippi (2012-16).
- Spent the 2011 season at Arkansas State as defensive line coach. The Red Wolves led the Sun Belt Conference in total defense (331.5 yards per game) and scoring defense (20.8 points per game). Future NFL DE Brandon Joiner earned Sun Belt Defensive Player of the Year honors as he tied for third in the nation in sacks (13) and 10th in tackles for loss (19).
- First NFL experience came as quality control intern with Tampa Bay in 2006 where he worked with the defensive line during offseason OTAs and minicamps.
- Began coaching at the University of Idaho where he spent two seasons (2005-06) as a coaching assistant.
- Native of Tampa, Fla.
- Played defensive tackle at Colorado State University.
- Older brother, Lane, is the head coach at Ole Miss.
- Father, Monte, is a longtime coach, including 24 seasons in the NFL.
- Kiffin and his wife, Angela, have four children: daughters, Bella, Grace and Taylor, and son, Christian.



BRANDON LYNCH

ASSISTANT DEFENSIVE BACKS

SCHOOL Middle Tennessee State

HOMETOWN Hepzibah, Ga.

NFL EXPERIENCE 3rd Year

BROWNS EXPERIENCE 3rd Year

COACHING CAREER

- 2010 Wilmington College, NFLPA coaching intern
- 2011 NFLPA Texas vs. The Nation All-Star Game, assistant coach
- 2011 Sacramento Mountain Lions, UFL coaching intern
- 2011-13 Lenoir-Rhyne University, secondary coach
- 2013 Minnesota Vikings, Bill Walsh NFL diversity coaching fellowship
- 2013-14 University of Northern Iowa, secondary coach
- 2015-16 University of Northern Iowa, secondary/associate head coach for defense
- 2017 East Carolina University, secondary coach
- 2018-19 East Carolina University, cornerbacks coach
- 2020-Cleveland Browns, assistant defensive backs coach

PLAYING CAREER

- 2004 Tennessee Titans, safety
- 2005-06 Indianapolis Colts, corner/safety
- 2007-09 Saskatchewan Roughriders, safety

KEY NOTES

- Former defensive back who helped his teams win the Super Bowl (Indianapolis Colts in 2006) and Grey Cup (Saskatchewan Roughriders in 2007).
- Joined the Browns in 2020 and helped the defense rank among the league leaders in takeaways, including leading the league in red zone takeaways. Helped CB Denzel Ward finish tied for second in the NFL with 18 passes defensed, despite only playing in 12 games.
- Helped the Browns finish the 2021 season fifth in the NFL in total defense, marking just the third time since 1970 the team ranked in the top-five and the club's highest finish since 1987. The club also finished fifth in the league in pass defense, its highest finish since 2011. The Browns were one of just three NFL teams (Green Bay and

San Francisco) to close 2021 in the top-12 in total defense, run defense and pass defense. Ward earned his second career Pro Bowl selection and recorded the longest interception return in the NFL in 2021 (99-yards). Also oversaw the development of first-round pick CB Greg Newsome II, who was named to the PFWA All-Rookie team.

- Spent three seasons coaching at East Carolina, overseeing the secondary (2017) and the cornerbacks (2018-19).
- Coached the secondary at Northern Iowa for four seasons (2013-16). Helped produce 11 All-Missouri Valley Conference selections and developed three FCS All-America performers, including Chicago Bears fourth-round draft choice Deiondre' Hall.
- Participated in the prestigious Bill Walsh NFL diversity coaching fellowship with the Minnesota Vikings in 2013 and was invited to attend the NCAA & NFL Coaching Academy.
- Spent 2004 with the Tennessee Titans after signing as an undrafted free agent. Played two seasons (2005-06) with the Colts before spending three seasons (2007-09) in the CFL with the Roughriders.
- Two-time team captain at Middle Tennessee State, where he graduated with a degree in liberal studies.
- Lynch and his wife, Francesca, have three children, daughters, Jordan and Peyton, and son Brandon II.



EVAN MARCUS ASSISTANT STRENGTH AND CONDITIONING

SCHOOL Ithaca College

HOMETOWN Union, N.J.

NFL EXPERIENCE 16th Year

BROWNS EXPERIENCE 7th Year

COACHING CAREER

- **1991-92** Arizona State University, assistant strength and conditioning coach
- **1993** Rutgers University, assistant strength and conditioning coach
- **1994** University of Maryland, assistant strength and conditioning coach
- **1995-97** University of Texas, assistant strength and conditioning coach
- **1998-99** University of Louisville, assistant strength and conditioning coach
- **2000-02** New Orleans Saints, assistant strength and conditioning coach
- **2003-06** University of Virginia, head strength and conditioning coach
- **2007** Atlanta Falcons, head strength and conditioning coach
- **2008-10** Miami Dolphins, head strength and conditioning coach
- **2011-13** University of Virginia, director of football training and player development
- **2014-15** Minnesota Vikings, head strength and conditioning coach
- **2016-** Cleveland Browns, assistant strength and conditioning coach

KEY NOTES

- In his seventh season with the Browns and 16th in the NFL.
- Prior to Cleveland, spent two seasons (2014-15) as the head strength and conditioning coach for the Minnesota Vikings.
- Oversaw strength and conditioning at the University of Virginia as the director of football training and player development from 2011-13. Also spent time at Virginia as the team's head strength and conditioning coach from 2003-06.

- Prior to his second stint at Virginia, served as head strength and conditioning coach with the Miami Dolphins from 2008-10. He served in the same capacity with the Atlanta Falcons in 2007.
- Started NFL career with the New Orleans Saints as an assistant strength and conditioning coach from 2000-02.
- Before his time in the NFL, Marcus worked his way through the college ranks beginning at Arizona State from 1991-92. From there, he spent time at Rutgers (1993), Maryland (1994), Texas (1995-97) and Louisville (1998-99).
- Played football at Ithaca College, where he was a three-time letterman as an offensive lineman and started in the 1988 NCAA Division III National Championship.
- Graduated from Ithaca with a bachelor's degree in exercise science and earned a master's degree while coaching at Arizona State.
- A native of Union, N.J.
- Marcus and his wife, Lori, have a son, Jake, and daughter, Anna.



T.C. MCCARTNEY TIGHT ENDS

SCHOOL Louisiana State University

HOMETOWN Boulder, Colo.

NFL EXPERIENCE 8th Year

BROWNS EXPERIENCE 4th Year

COACHING CAREER

2011 Louisiana State University, graduate assistant/offensive assistant coach

2012-13 University of Colorado, graduate assistant/offensive assistant coach

2014 Cleveland Browns, offensive assistant coach

2015 San Francisco 49ers, offensive assistant/quality control coach

2016 Louisiana State University, graduate assistant/offensive assistant coach

2017-18 San Francisco 49ers, offensive assistant/quality control coach

2019 Denver Broncos, quarterbacks coach

2020-21 Cleveland Browns, offensive assistant coach

2022- Cleveland Browns, tight ends coach

KEY NOTES

- Named tight ends coach in 2022 following two seasons as an offensive assistant. Rejoined the Browns staff after serving as an offensive assistant with the club in 2014.
- Returned to the Browns in 2020 and helped the offense to some of its best numbers in generations. Cleveland's 408 points were its second-most in franchise history, while the club also finished with its second-best total in scrimmage touchdowns (48) and tied for the second-most first downs (355). Worked closely with the quarterbacks as Baker Mayfield's rating jumped from 78.8 in 2019 to 95.9 in 2020 and his interceptions dropped from 21 to eight.
- Helped the Browns lead the NFL in rushing average in 2021 with a 5.09 mark, the highest average by a Browns team since 1966. The team's 6,090 scrimmage yards were the fourth most by the club in a single season.
- Spent 2019 as the Broncos quarterbacks coach, where he helped rookie Drew Lock finish with a 4-1 record as a starter, tied with

John Elway for the most wins by a rookie quarterback in team history. After starter Joe Flacco was placed on injured reserve at midseason, helped prepare Lock and Brandon Allen, who each recorded victories in their first NFL start.

- Spent three seasons (2015, 2017-18) as an offensive assistant/quality control coach with the 49ers. During final two seasons in San Francisco, the 49ers ranked among the league leaders in passing offense and recorded 113 rushes of 10-plus yards, fifth-most in the NFL during that span.
- Spent 2016 working with an LSU team that ranked seventh in the country in rushing (256.8 ypg) behind future NFL running backs Leonard Fournette, Derrius Guice and Darrel Williams.
- Played quarterback at LSU (2007-10) and was a member of the Tigers 2007 National Championship team. Later served as a graduate assistant/offensive assistant coach for the Tigers in 2011 before rejoining the staff in 2016.
- Father, Sal Aunese, played quarterback at Colorado University and grandfather, Bill McCartney, is the winningest football coach in Colorado history.
- T.C. (Timothy Chase) is a native of Boulder, Colo. and majored in sport leadership at LSU.



KATY MEASSICK MA, RD, CSSD, LDN, ATC DIRECTOR OF PERFORMANCE NUTRITION

SCHOOL University of South Florida

HOMETOWN Tampa, Fla.

NFL EXPERIENCE 7th Year

BROWNS EXPERIENCE 7th Year

COACHING CAREER

2006-08 University of Maryland, assistant athletic trainer

2011-13 University of Pennsylvania, team dietician

2013-14 Arizona State University, registered dietician

2014-16 Florida State University, director of sports nutrition

2016-21 Cleveland Browns, performance dietician

2021- Cleveland Browns, director of performance nutrition

KEY NOTES

- In seventh season with the Browns and second as director of performance nutrition after being promoted from her previous role as performance dietician in 2021.
- Oversees all nutritional needs of the team throughout the year, including practices, workouts, game days and travel.
- Also focuses in the areas of nutrition education and programming, as well as managing the training table, players' body composition, individual counseling and supplement evaluation.
- Came to the Browns from Florida State University, where she served as the director of sports nutrition from 2014-16, overseeing the nutrition needs of all Florida State student-athletes.
- Prior to FSU, spent time at Arizona State University as the program's registered dietician.
- From 2011-13, worked as the team dietician at the University of Pennsylvania after spending two years at the University of Maryland as an assistant athletic trainer.
- Registered dietician with the Academy of Nutrition and Dietetics and is a member of

the Sports, Cardiovascular and Wellness Nutrition dietetic practice group and the Collegiate and Professional Sports Dietitians Association.

- Also a board certified specialist in sports dietetics and a certified athletic trainer with the Board of Certification for Athletic Trainers.
- Native of Tampa, Fla. and earned a bachelor's degree in athletic training from the University of South Florida and a master's degree in nutrition science from Syracuse University.
- She and her husband, Greg, currently reside in Fairview Park, Ohio.



SCOTT PETERS ASSISTANT OFFENSIVE LINE

SCHOOL Arizona State University

HOMETOWN Pleasanton, Calif.

NFL EXPERIENCE 3rd Year

BROWNS EXPERIENCE 3rd Year

COACHING CAREER

2020- Cleveland Browns, assistant offensive line coach

PLAYING CAREER

2002 Philadelphia Eagles, offensive lineman

2003 New York Giants, offensive lineman

2004 San Francisco 49ers, offensive lineman

2006 Carolina Panthers, offensive lineman

2007-09 Arizona Cardinals, offensive lineman

KEY NOTES

- Played seven seasons in the NFL from 2002-09 after being drafted in the fourth round (124th overall) by the Philadelphia Eagles in the 2002 NFL Draft.
- During his first season with the Browns, helped the club finish third in the league in rushing with an average of 148.4 yards per game (the team's best since 1978). Helped RT Jack Conklin earn first team AP All-Pro honors and G Joel Bitonio and G Wyatt Teller earn second team honors. Bitonio was also selected to the Pro Bowl, while first round pick LT Jedrick Wills Jr. was voted the NFL Pepsi Zero Sugar Rookie of the Week for Week 10, becoming just the fourth offensive lineman to win the award since its inception in 2002 and first since 2013.
- Helped the Browns lead the NFL in rushing average in 2021 with a 5.09 mark, the highest average by a Browns team since 1966. The offensive line opened holes for RB Nick Chubb, who finished second in the league in rushing yards. Helped Bitonio and Teller to Pro Bowl selections in 2021, marking the first time a pair of Browns guards made the Pro Bowl since 1967. In addition, Bitonio was an AP first team All-Pro honoree and Teller was named to the second team.

- Served as the offensive line coach for the West team in the 2022 East-West Shrine Bowl.
- As a player, won an NFC Championship with the Arizona Cardinals in 2009 and appeared in Super Bowl XLIII.
- Played both center and guard while in the NFL.
- Retired from the NFL in 2009 and founded the "Tip of the Spear," a program that seeks through proprietary technique and training to assist players in avoiding concussions and other serious football-related injuries while at the same time improving performance.
- Opened his own gym in 2008, The Lion's Den MMA Academy, Arizona's largest MMA gym. Trained several UFC competitors, including champions Brock Lesnar and Cain Velasquez.
- Won two Brazilian Jiu Jitsu world championships in submission grappling.
- First-team All-Pac-10 selection at Arizona State as a center from 1997-2000.
- Earned bachelor's degree in communications from Arizona State.
- Native of Pleasanton, Calif.



DREW PETZING QUARTERBACKS

SCHOOL Middlebury College
HOMETOWN Wellesley, Mass.
NFL EXPERIENCE 10th Year
BROWNS EXPERIENCE 4th Year

COACHING CAREER

2007-08 Middlebury College, volunteer student assistant
2009 Harvard University, volunteer assistant
2010-11 Boston College, graduate assistant
2012 Yale University, outside linebackers coach
2013 Cleveland Browns, football operations intern
2014-18 Minnesota Vikings, assistant wide receivers/
 quarterbacks coach
2019 Minnesota Vikings, wide receivers coach
2020-21 Cleveland Browns, tight ends coach
2022- Cleveland Browns, quarterbacks coach

KEY NOTES

- Named quarterbacks coach in 2022 following two seasons as tight ends coach. Rejoined the Browns staff in 2020 after serving as a football operations intern, while assisting with the offensive coaching staff in 2013.
- In first season with the Browns, helped three tight ends record multiple touchdowns. Austin Hooper finished tied for second on the team with four receiving scores. Developed fourth-round pick Harrison Bryant, who led all NFL rookie TEs with three receiving touchdowns, while David Njoku added two receiving scores. The unit also helped the Browns finish third in the league in rushing with an average of 148.4 yards per game (the team's best since 1978).
- In 2021, the Browns were the only team to have three tight ends record at least three receiving touchdowns as Njoku led the team in touchdown catches. The unit's blocking helped the Browns lead the NFL in rushing average with a 5.09 mark, the highest average by a Browns team since 1966.
- Spent six seasons (2014-19) in Minnesota in a variety of roles, most recently as wide receivers coach.
- In 2019, WR Stefon Diggs set a career high

with 1,130 receiving yards, giving him back-to-back 1,000-receiving yard seasons for the first time in his career. Diggs finished fourth in the NFL with an average of 17.9 yards per reception in 2019.

- Assisted with the Vikings quarterbacks while Browns head coach Kevin Stefanski served as quarterbacks coach from 2017-18. In 2018, Kirk Cousins set a team record for completions (425), threw for the second-most passing yards (4,298), compiled the second-highest completion percentage (70.1 percent) and recorded the fourth-highest passer rating (99.7) by a Viking in a single season.
- Spent six seasons (2014-19) on the same coaching staff as Stefanski in Minnesota.
- While an assistant wide receivers coach, helped WR Adam Thielen grow from an undrafted free agent to multiple Pro Bowls. In 2017, Thielen ranked fifth in the NFL with a career-high 1,276 receiving yards.
- Spent six years coaching at the college level at Middlebury (2007-08), Harvard (2009), Boston College (2010-11) and Yale (2012).
- Graduated from Middlebury in 2009 with a degree in economics and minors in math and philosophy.
- Petzing and his wife, Louisa, had a daughter, Emilia Jean, in 2020.



KEVIN ROGERS SENIOR OFFENSIVE ASSISTANT

SCHOOL The College of William & Mary

HOMETOWN Sparta, N.J.

NFL EXPERIENCE 8th Year

BROWNS EXPERIENCE 3rd Year

COACHING CAREER

- 1974-76 Bayside High School (Va.), assistant coach
- 1977-78 Ohio State University, graduate assistant
- 1979 Mainland High School (Fla.), head coach
- 1980-82 The College of William & Mary, running backs coach
- 1983 Navy, tight ends/offensive tackles coach
- 1984-85 Navy, tight ends/wide receivers coach
- 1986 Navy, defensive backs coach
- 1987-88 Navy, running backs coach
- 1989-90 Navy, quarterbacks coach
- 1991-94 Syracuse University, quarterbacks coach
- 1995-96 Syracuse University, assistant head coach/quarterbacks/recruiting coordinator
- 1997 Syracuse University, assistant head coach/offensive coordinator/quarterbacks/recruiting coordinator
- 1998 Syracuse University, assistant head coach/offensive coordinator/quarterbacks coach
- 1999-2001 University of Notre Dame, offensive coordinator/quarterbacks coach
- 2002-05 Virginia Tech, quarterbacks coach
- 2006-10 Minnesota Vikings, quarterbacks coach
- 2011 Boston College, offensive coordinator
- 2012 Temple University, associate head coach/quarterback coach
- 2013-16 The College of William & Mary, offensive coordinator/quarterbacks coach
- 2020- Cleveland Browns, senior offensive assistant

KEY NOTES

- Rogers is in his third season with the Browns as the team's senior offensive assistant and eighth in the NFL. He returned to coaching after a brief hiatus from 2017-19.
- Rogers, who played linebacker at William & Mary from 1971-73 and was the Tribe's running backs coach from 1980-82, returned to Williamsburg to coach from

2013-16 with impressive credentials that included nearly 30 years as a Division I coach and five seasons (2006-10) in the NFL as the Minnesota Vikings quarterbacks coach.

- Joined the Browns in 2020 and helped the offense to some of its best numbers in generations. Cleveland's 408 points were its second-most in franchise history, while the club also finished with its second-best total in scrimmage touchdowns (48) and tied for the second-most first downs (355). The Browns finished third in the league in rushing with an average of 148.4 yards per game (the team's best since 1978).
- Assisted with the Browns running backs in 2021 and helped the Browns lead the NFL in rushing average with a 5.09 mark, the highest average by a Browns team since 1966. The team's 6,090 scrimmage yards were the fourth-most by the club in a single-season.
- Prior to returning to William & Mary, he joined the Tribe staff after serving as Temple's associate head coach and quarterbacks coach in 2012 and as Boston College's offensive coordinator in 2011.
- During his tenure with the Vikings, helped veteran QB Brett Favre post one of the best statistical seasons of his career during the 2009 campaign as he topped 4,200 passing yards with 33 passing touchdowns and a career-best 107.2 rating. That season, Minnesota advanced to the NFC Championship game.
- Before joining the Vikings, Rogers was Virginia Tech's quarterbacks coach from 2002-05 and helped Bryan Randall and Marcus Vick establish themselves as two of the most prolific signal callers in school history. Under Rogers' tutelage, Randall earned Atlantic Coast Conference Player of the Year honors in 2004 as the Hokies made a Sugar Bowl appearance. During the following season, Vick led the league in passing efficiency and VT posted the ACC's top scoring offense (33.8). During Rogers' tenure in Blacksburg, Virginia Tech recorded a 39-14 record, won the ACC title in 2004 and played in the first ACC Championship Game in 2005.
- Prior to his successful stint at Virginia Tech, Rogers worked as Notre Dame's offensive coordinator/quarterbacks coach from 1999-01.



- Rogers coached at Syracuse from 1991-98 and helped the Orange achieve tremendous success during his tenure, as the squad registered a 68-26-1 record and six bowl appearances, including two trips to the Fiesta Bowl and one to the Orange Bowl. In addition to coaching the quarterbacks during his entire time at Syracuse, he served as the team's recruiting coordinator from 1993-94 and was promoted to offensive coordinator in 1997. Syracuse became the first team in Big East history to win three consecutive league championships during his tenure, and he was instrumental in the success of Donovan McNabb, who set the majority of Syracuse's passing records and was drafted No. 2 overall by the Philadelphia Eagles.
- Rogers worked on Navy's staff as an assistant from 1983-90 and coached future NFL standout Napoleon McCallum. His first college coaching position came at W&M when he served as Jimmie Laycock's running backs coach from 1980-82. Prior to joining the Tribe's staff, he worked as a graduate assistant at Ohio State under the legendary head coach Woody Hayes in 1977-78.
- He's a 1974 graduate of William & Mary, where he also played linebacker. He received his master's degree in physical education from Ohio State in 1978.
- Rogers and his wife, Betty, have three children: Kevin, Jr., Megan and Ryan, as well as eight grandchildren: Grady, Lucille, Nolan, Dawson, Lane, Bo, Mack, and Frankie.



JASON TARVER LINEBACKERS

SCHOOL Santa Clara University

HOMETOWN Pleasanton, Calif.

NFL EXPERIENCE 19th Year

BROWNS EXPERIENCE 3rd Year

COACHING CAREER

1996-97 West Valley College, special teams and defensive assistant

1998-2000 UCLA, graduate assistant/defensive backs and special teams coach

2001-03 San Francisco 49ers, offensive quality control coach

2004 San Francisco 49ers, assistant running backs coach

2005-10 San Francisco 49ers, outside linebackers coach

2011 Stanford University, co-defensive coordinator/inside linebackers coach

2012-14 Oakland Raiders, defensive coordinator

2015-17 San Francisco 49ers, senior defensive assistant/linebackers coach

2018 Vanderbilt University, outside linebackers/defensive coordinator

2019 Vanderbilt University, inside linebackers/defensive coordinator

2020- Cleveland Browns, linebackers coach

KEY NOTES

- In 19th season as an NFL coach, including 13 seasons with the 49ers and three seasons as the defensive coordinator for the Raiders.
- Joined the Browns in 2020 and helped the defense rank among the league leaders in takeaways, including an NFL-best six red zone takeaways. Helped the Browns rank ninth in the league in run defense after finishing 30th in 2019.
- Helped the Browns finish the 2021 season fifth in the NFL in total defense, marking just the third time since 1970 the team ranked in the top-five and the club's highest finish since 1987. The Browns were one of just three NFL teams (Green Bay and San Francisco) to finish 2021 in the top-12 in total defense, run defense and pass defense. Also oversaw the development of second-round pick LB Jeremiah Owusu-Koramoah, who was named to the PFWA All-Rookie team.

- In addition to serving as Vanderbilt's defensive coordinator from 2018-19, oversaw the outside linebackers in 2018 and inside linebackers in 2019. In 2019, he helped junior LB Dimitri Moore lead the team with 99 total tackles and rank third in the SEC in the same category.
- Spent 13 seasons over two stints (2001-10 and 2015-17) in San Francisco. Worked under seven head coaches (Steve Mariucci, Dennis Erickson, Mike Nolan, Mike Singletary, Jim Tomsula, Chip Kelly and Kyle Shanahan) while with the 49ers.
- With the 49ers, Tarver helped coach and oversee the production of former AP Comeback Player of the Year and Pro Bowl RB Garrison Hearst, All-Pro LBs Takeo Spikes, NaVorro Bowman and Ahmad Brooks, All Pro and former Defensive Rookie of the Year LB Patrick Willis, as well as LBs Parys Haralson and Manny Lawson, to name a few.
- As defensive coordinator with the Raiders (2012-14), helped oversee a unit that ranked 10th in the NFL in yards per carry allowed (4.05) over his three seasons. In first season as the Raiders defensive coordinator, Oakland's defense improved from 29th overall in 2011 to 18th in 2012.
- Served as the co-defensive coordinator/inside linebackers coach at Stanford University in 2011. Under his guidance, the Cardinal defense ranked third in the nation in rushing yards allowed per game (84.4) and 11th in points allowed per game (16.41), while finishing the season with an 11-2 record.
- Spent three years (1998-00) as a graduate assistant with UCLA and worked primarily with defensive backs, while also assisting with special teams. During his tenure with the Bruins, he helped produce several future NFL players, including CBs Ricky Manning and Jason Bell and S Marques Anderson.
- Played defensive back at West Valley College from 1994-95. Then spent the following two seasons as an assistant coach on the West Valley staff, supporting linebackers, defensive backs and special teams.
- Earned a bachelor's degree in chemistry from Santa Clara University and a master's degree in biochemistry and molecular biology from UCLA.
- Tarver and his wife, Katie, have two boys, Merrick and Keegan.



JORDAN THOMAS

ASSISTANT DEFENSIVE LINE

SCHOOL San Diego State

HOMETOWN Redlands, Calif.

NFL EXPERIENCE 1st Year

BROWNS EXPERIENCE 1st Year

COACHING CAREER

- **2016** Mission Hills High School (San Marcos, Calif.), assistant coach
- **2017** Texas A&M-Kingsville, graduate assistant
- **2018-19** San Diego State University, graduate assistant
- **2020-21** San Diego State University, defensive line coach
- **2022-** Cleveland Browns, assistant defensive line coach

KEY NOTES

- Joined the Browns in 2022 following six seasons coaching on the collegiate and high school levels.
- Spent the previous four seasons (2018-21) coaching at alma mater San Diego State, spending two seasons as a graduate assistant and two seasons as the defensive line coach. Helped SDSU to a school-record 12 wins in 2021. During his tenure, helped the Scarlet and Black rank among the NCAA leaders in total defense (third in 2020) and rushing defense (third in 2021 and seventh in 2020).
- Spent the 2017 season as a graduate assistant with Texas A&M-Kingsville, working closely with the linebackers.
- Began coaching career at Mission Hillis High School, working with the defensive line and tight ends.
- A four-year letterwinner at SDSU, playing in all 52 games, including four bowl games. Named SDSU's Defensive Lineman of the Year in 2013.
- Graduated from San Diego State with a degree in criminal justice.



**ISRAEL
WOOLFORK
BILL WILLIS
COACHING FELLOW**

SCHOOL Grand Valley State

HOMETOWN Livonia, Mich.

NFL EXPERIENCE 2nd Year

BROWNS EXPERIENCE 2nd Year

COACHING CAREER

- 2013-15 Miami University (OH), graduate assistant
- 2015-17 Miami University (OH), running backs coach
- 2018-21 Miami University (OH), wide receivers coach
- 2021 Cleveland Browns, Bill Walsh Diversity Coaching Fellowship
- 2022- Cleveland Browns, Bill Willis Coaching Fellowship

KEY NOTES

- Joined the Browns in 2022 as the recipient of the Bill Willis Coaching Fellowship. The Browns created the opportunity for a rising minority coach with a focus on the offensive side of the ball. Woolfork is the second recipient of the fellowship.
- First joined the Browns as a Bill Walsh Coaching Fellow in 2021, a separate opportunity each NFL team offers to minority coaches during offseason programs. Assisted with the tight ends during that time.
- Began coaching career as a graduate assistant at Miami University (2013-15), before coaching running backs (2015-17) and wide receivers (2018-21).
- Spent four years as a starting wide receiver at Grand Valley State University (2008-12) and served as a captain in his senior year, while earning all-conference honors. Helped the team to the DII National Championship in his sophomore year.
- Graduated from Grand Valley State University in 2012.
- Native of Livonia, Mich.



GLENN COOK ASSISTANT GM & VP OF PLAYER PERSONNEL

SCHOOL University of Miami

HOMETOWN Miami, Fla.

NFL EXPERIENCE 12th Year

BROWNS EXPERIENCE 7th Year

KEY NOTES

- Glenn Cook is in his first season as the Browns assistant general manager and vice president of player personnel after being promoted from vice president of player personnel following the 2020 and 2021 seasons. Cook spent the previous four years as the club's assistant director of pro scouting.
- In his role, Cook works with Executive Vice President of Football Operations and General Manager Andrew Berry, as well as the rest of the senior football staff to contribute to all roster and strategic football decisions. Additionally, he leads the day-to-day operations of the player personnel department, including driving the

free agency and draft processes. He also aids in managing the football operational functions of the team.

- Cook came to the Browns after spending four years in Green Bay (2012-15), working as a pro scout for the Packers.
- Prior to joining the Packers in May 2012, Cook worked as a scouting assistant with the Indianapolis Colts beginning in June 2011.
- Before transitioning into the field of player personnel, Cook was a graduate assistant coach at the University of Miami (Fla.), his alma mater. While coaching, he assisted with linebackers and defensive line and helped in recruiting efforts.
- Cook finished his playing career (2004-06, 2008) at Miami as a four-year letterman linebacker with 185 tackles, two sacks, two forced fumbles and two fumble recoveries in 47 games played and 17 starts. Leading the team in tackles as a senior captain in 2008, he earned Miami's Plumer Memorial Award for leadership, motivation and spirit and the Melching Award for leadership. Before missing the 2007 season with an injury, he was also named the team's Linebacker of the Year as a junior in 2006.
- After his time with the Hurricanes, Cook was drafted by the Chicago Cubs in the 46th round of the 2009 MLB Draft and played in 34 rookie-league games for the club.
- A native of Miami, Fla., Cook holds a bachelor's degree in marketing and management and a master's degree in sports administration from Miami.
- He currently resides in Cleveland, Ohio with his wife, Kelem, and their two kids, Isaiah and Zahara.





CATHERINE RAÏCHE ASSISTANT GM & VP OF OF FOOTBALL OPERATIONS

SCHOOL Université de Sherbrooke

HOMETOWN Montreal, Québec

NFL EXPERIENCE 5th Year

BROWNS EXPERIENCE 1st Year

KEY NOTES

- Catherine Raïche enters her fifth season in the NFL, and her first year with the Cleveland Browns. She will serve as Assistant General Manager and Vice President of Football Operations.
- With the Browns, she will manage the day-to-day operations of the team and contribute to all strategic roster decisions across the player personnel and football operation verticals.

- Before coming to Cleveland, Raïche spent four seasons working for the Philadelphia Eagles.
- In 2021, she was promoted to Vice President of Football Operations after serving as a football operations & player personnel coordinator from 2019-21.
- In her roles with the Eagles, she was involved in all areas of football operations and player personnel, including pro and college scouting, contract management, player/staff development, and football research.
- Prior to working in the NFL, Raïche spent five seasons working in the Canadian Football League (CFL) and served a stint in the XFL.
- In 2019, she spent a season working in the front office of the Tampa Bay Vipers. In 2018-19, Raïche served as the director of football administration for the Toronto Argonauts.
- She became the first and only female assistant general manager in the CFL in 2017 with the Montreal Alouettes. After entering the Alouettes' organization as an intern, she served as coordinator of football administration from 2015-17.
- Prior to her start in the NFL, Catherine practiced law in her hometown of Montreal, Québec for the Québec Bar Association.
- Before switching her focus to sports, she completed her degree in law at the Université de Sherbrooke and also earned a master's degree in tax.





CHRIS COOPER VICE PRESIDENT, FOOTBALL ADMINISTRATION

SCHOOL University of Virginia

HOMETOWN Sparta, N.J.

NFL EXPERIENCE 15th Year

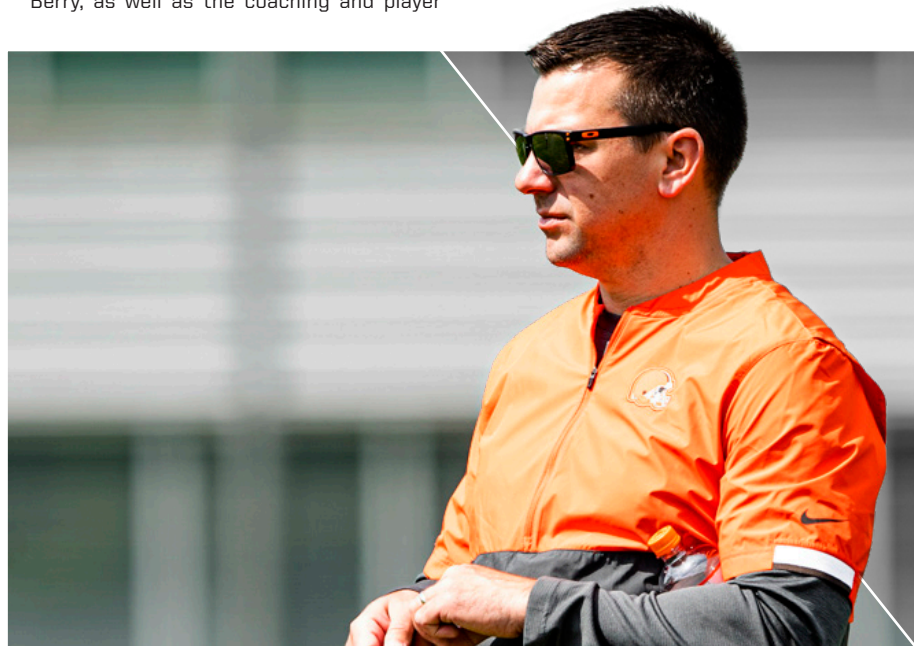
BROWNS EXPERIENCE 9th Year

KEY NOTES

- Chris Cooper is in his ninth season with the Browns and fifth as vice president of football administration.
- Cooper, who is in his 15th season in the NFL, initially joined the club as director of football administration in 2014.
- In his role, Cooper works closely with Executive Vice President of Football Operations and General Manager Andrew Berry, as well as the coaching and player

personnel staffs, to reach and execute player contracts, manage the team's salary cap and oversee areas related to the Browns' relationship with the NFL and NFLPA.

- Cooper has played a key role in the team's efforts to build its roster, including negotiating contracts with players and their representatives for rookies, free agents and members of the active roster. He was highly involved in the Browns' ability to reach long-term contract extensions with G Joel Bitonio (2017 and 2021), DE Myles Garrett (2020), RB Nick Chubb (2021), G Wyatt Teller (2021), CB Denzel Ward (2022) and TE David Njoku (2022).
- Cooper also played a pivotal role in the Browns inking nine unrestricted free agents in 2022, including three-time Pro Bowl DE Jadeveon Clowney, as well as completing the trade for three-time Pro Bowl QB Deshaun Watson.
- Before joining the Browns, Cooper served six seasons with NFL headquarters in New York, where he aided the league's management council in a variety of capacities from 2008-14. He also spent time with the Minnesota Vikings as a law clerk in 2008.
- A native of Sparta, N.J., Cooper received his bachelor's degree in sociology from Virginia before securing his JD degree from Brooklyn Law School.
- He and his wife, Lindsay, currently live in Avon with their children, Brynn and Owen.





ANDREW HEALY VICE PRESIDENT, RESEARCH & STRATEGY

SCHOOL Yale University
HOMETOWN Lincroft, N.J.
NFL EXPERIENCE 7th Year
BROWNS EXPERIENCE 7th Year

KEY NOTES

- Andrew Healy is in his seventh year in the Browns player personnel department and his third season as vice president of research and strategy. He was most recently the senior strategist of player personnel.
- Healy started his career in the NFL with the Browns in 2016 as senior player personnel strategist, where he worked hand-in-hand with the Browns' player personnel group on player forecasting and position modeling.
- In his role, he leads the integration process of data and advanced insights into all realms of football operations and continues to be a contributing member to all roster and strategic football decisions along with Browns senior football staff.
- Prior to joining the Browns, Healy was a professor of economics at Loyola Marymount University in Los Angeles, Calif.
- Healy earned a bachelor's of science in applied mathematics and bachelor's of arts in political science from Yale University. He received his PhD in economics from MIT.



KEN KOVASH VP, PLAYER PERSONNEL PROCESS & DEVELOPMENT

SCHOOL University of California, Berkeley
HOMETOWN San Francisco, Calif.
NFL EXPERIENCE 13th Year
BROWNS EXPERIENCE 10th Year

KEY NOTES

- Ken Kovash is in his 10th year in the Browns player personnel department and his eighth season as a vice president. He was most recently the team's vice president of player personnel.
- In his role as vice president of player personnel process and development, Kovash continues to work with Executive Vice President of Football Operations and General Manager Andrew Berry and the rest of the senior football staff to contribute to all roster and strategic football decisions. Additionally, he focuses on roster strategy, the player personnel process, football innovation and professional development across all football operations.
- He previously served as director of football research/player personnel (2013-15). Kovash came to the Browns in 2013 after spending three seasons (2010-12) with the Dallas Cowboys as the team's senior analytics manager.
- In the Cowboys front office, Kovash led football research efforts across the scouting department and coaching staff.
- Kovash graduated from the University of California, Berkeley with a bachelor's degree in economics and went on to receive his master's degree in business administration from the University of Chicago.
- Kovash currently resides in Cleveland, Ohio.



BOB QUINN

SENIOR PERSONNEL/ COACHING EXECUTIVE



SCHOOL University of Connecticut

HOMETOWN Norwood, Mass.

NFL EXPERIENCE 23rd Year

BROWNS EXPERIENCE 2nd Year

KEY NOTES

- Bob Quinn is in his 23rd NFL season and second with the Browns after serving as senior consultant to the club's football operations in 2021. He will act as senior personnel/coaching executive in 2022.
- Quinn works closely with both coaching and personnel in his new role to contribute to all roster and strategic football decisions.
- He spent the last five years (2016-20) as executive vice president of football operations and general manager of the Detroit Lions.
- With the Lions, Quinn oversaw the entire Lions' football operation, including restructuring the player personnel department and scouting evaluation processes and overhauling the organization's scouting and technology systems.
- Quinn also implemented new processes relating to the club's salary cap management, player contract negotiations and use of analytics.
- Under his leadership, Detroit also

committed vast resources to revamping the franchise's player performance and strength and conditioning departments, as well as the renovation of the team's Allen Park facility and practice fields.

- Quinn's extensive experience and reputation in the scouting community led to his appointment by the Commissioner to the NFL's College Relations Committee in 2019, where he works with a small group of NFL executives to maintain and improve relationships with college football personnel and administrators to improve the NFL Draft process.
- Quinn joined the Lions after 16 seasons (2000-15) with the New England Patriots, where he served in variety of roles in the player personnel department, including director of pro scouting from 2012-15 when the Patriots won Super Bowl XLIX and four-straight AFC East Division championships.
- Prior to his tenure as director of pro scouting, Quinn was the Patriots' assistant director of pro personnel from 2009-12. He also worked in college scouting as the team's national scout in 2008 and as a regional scout from 2004-07. Additionally, he also served two seasons (2002-03) as a pro scout and two seasons (2000-01) as a player personnel assistant.
- Quinn's career with the Patriots coincided with one of the most impressive stretches in NFL history, highlighted by four Super Bowl titles, six AFC Championships, 13 AFC East titles, 12-plus wins in a season 10 times and 10 or more wins in 14 of his 16 seasons.
- Including the Lions' 2016 playoff berth, Quinn's work in player personnel produced 14 playoff appearances in the past 20 seasons.
- Before his time with the Patriots, Quinn was a graduate assistant in the athletic department at the University of Connecticut (1998-99), where he earned his master's degree in sports management from in 2000 and completed his undergraduate studies in 1998.
- A native of Norwood, Mass., he and his wife, Julie, have a son, Kyle, and daughter, Grace.



**JIMMY
RAYE III**
**SENIOR EXECUTIVE
ADVISOR TO THE GM**

SCHOOL San Diego State University

HOMETOWN Fayetteville, N.C.

NFL EXPERIENCE 27th Year

BROWNS EXPERIENCE 1st Year

KEY NOTES

- Jimmy Raye III enters his 27th season in the NFL, and his first year with the Cleveland Browns. He will serve as Senior Executive Advisor to Browns General Manager Andrew Berry.
- Raye most recently spent 2018-21 with the Detroit Lions where he was a Senior Personnel Executive.
- In 2017, he served as Vice President of Player Personnel and Assistant General Manager of the Houston Texans. With the Texans, he handled the day-to-day responsibilities in the player procurement process.
- From 2013-16, Raye served as the Vice President of Football Operations for the Indianapolis Colts. With the Colts, Raye assisted with personnel matters regarding the roster, salary cap, free agency, and NFL Draft. He also oversaw numerous operational and administrative aspects as part of his role.
- Notably, Raye led the charge of the acquisitions of 14 undrafted free agents who played at least one regular season game in their rookie seasons. With the Colts, the team never had a losing season, won two division titles, reached an AFC Championship game, and won an NFL-record 16 consecutive games against division opponents.
- Raye spent the bulk of his administrative

NFL career with the San Diego Chargers from 1996-2012. From 2008-12, he served as Director of Player Personnel where he oversaw the Chargers' scouting departments and assisted on all player personnel matters. From 2000-08, Raye was the Director of College Scouting for the team after spending 1996-2000 as a team scout.

- With the Chargers, he helped in the drafting of numerous Pro Bowlers, including LaDainian Tomlinson, Drew Brees, Philip Rivers, Vincent Jackson, Darren Sproles, Antonio Cromartie, Eric Weddle, and Melvin Ingram. Raye also played a role in notable undrafted free agent signings such as Antonio Gates, Kassim Osgood, Mike Tolbert, and Wes Welker.
- Raye spent one season as an offensive quality control coach for the Kansas City Chiefs in 1995.
- He also spent Spring 1995 working for the Amsterdam Admirals of the World League. In 1994, he served as wide receivers coach of Irvine (CA) High School, his alma mater.
- As an NFL player, he spent time with the Los Angeles Rams (1991), San Diego Chargers (1992), and Houston Oilers (1993). From 1986-90, Raye played wide receiver for San Diego State University where he finished with 111 career catches and earned a bachelor's degree in public administration.
- Raye earned the Fritz Pollard Alliance "Salute to Excellence" Award both in 2014 and 2015. The award acknowledges those who display outstanding performance through the year on the field and in the front office of the NFL.
- He attended the 2003 NFL Stanford Executive Education program in its inaugural year at Stanford Business School and again in 2013 at the NFL Career Symposium at University of Pennsylvania Wharton Business School.
- In 2016, he was invited to attend the NFL's inaugural General Managers' Workshop at the League office.
- Raye is a native of Fayetteville, N.C. and his father, Jimmy Raye II, played for the Philadelphia Eagles in 1969 and currently works as a senior advisor to Troy Vincent, the NFL's Executive Vice President of Football Operations.



ADAM AL-KHAYYAL
DIRECTOR, PRO
SCOUTING

SCHOOL Princeton University
HOMETOWN Atlanta, Ga.
NFL EXPERIENCE 8th Year
BROWNS EXPERIENCE 8th Year

KEY NOTES

- Adam Al-Khayyal is in his eighth year with the Browns in 2022 and first as director of pro scouting. He was most recently assistant director of pro personnel for two years.
- In his role, he manages day-to-day pro scouting initiatives and roster transactions, while contributing to college scouting and strategic roster decisions.
- Al-Khayyal joined the organization as an intern in 2015 and spent two seasons assisting with player personnel and football administration, before being promoted to area scout in 2017, covering the West and Midwest regions.
- Prior to joining the Browns, he held associate and coordinator positions at ESPN, working in various research capacities.
- Al-Khayyal played collegiately as a wide receiver at Princeton. He graduated with a BA in economics in 2012.
- Born and raised in Atlanta, Ga., Adam currently resides in Westlake, Ohio with his wife, Tanya Hanna.



MIKE CETTA
DIRECTOR, SCOUTING
RESEARCH

SCHOOL University of Minnesota
HOMETOWN Downers Grove, Ill.
NFL EXPERIENCE 10th Year
BROWNS EXPERIENCE 10th Year

KEY NOTES

- Mike Cetta is in his 10th year with the Browns player personnel staff and seventh as a director.
- In his role, Cetta drives scouting operations that create data used by the research and strategy group to generate insights and analysis for player personnel, along with contributions to the broader departmental scouting and research functions.
- Cetta most recently served as the department's project coordinator in 2015. Prior to that role, he came to Cleveland in 2013 as an analytics intern and worked as a scouting intern in 2014.
- A native of Downers Grove, Ill., Cetta graduated from the University of Minnesota and currently resides in Cleveland, Ohio.



BRADLEY DEANGELIS DIRECTOR, FOOTBALL INFORMATION SYSTEMS

SCHOOL ITT Technical Institute
HOMETOWN Lincoln Park, Mich.
NFL EXPERIENCE 11th Year
BROWNS EXPERIENCE 11th Year

KEY NOTES

- Bradley DeAngelis originally joined the Browns in 2009 as a software developer intern.
- After two years spent with the Cleveland Cavaliers, he later returned in 2013 as a software developer moving through the ranks in the football information systems department to director of football information systems in 2020.
- As director of football information systems, DeAngelis leads all Browns' football information systems efforts, as he is one of the original architects of the Browns' internal database.
- He attended ITT Technical Institute in Strongsville, Ohio.
- DeAngelis and his wife, Jackie, currently live in Middleburg Heights, Ohio with their children, Casey and Holden.



DAVE GIULIANI DIRECTOR, RESEARCH & STRATEGY

SCHOOL Stanford University
HOMETOWN West Deptford, N.J.
NFL EXPERIENCE 12th Year
BROWNS EXPERIENCE 7th Year

KEY NOTES

- Dave Giuliani is in his seventh year in the Browns player personnel department and his fourth season as director of research and strategy.
- He was most recently the team's senior research analyst of coaching and personnel (2018), predominantly working with the Browns coaching staff on game management, in-game decision making and game strategy, as well as player projections for the draft and free agency.
- He began with the Browns as a football research analyst, a position he held for two seasons (2016-17).
- Prior to his time in Cleveland, Giuliani started his career in the NFL with the San Francisco 49ers as a contract and research analyst and went to the Philadelphia Eagles to serve as the data research coordinator.
- He continues to be a contributing member to roster and strategic football decisions with senior football staff in his role. Giuliani manages the day-to-day workflow of the teams' research and strategy group, while also contributing across the football operations spectrum.
- Giuliani earned a bachelor's degree in economics from Stanford University. He also played baseball for the Cardinals.
- He is a native of West Deptford, N.J.



TYLER HAMBLIN DIRECTOR, FOOTBALL OPERATIONS

SCHOOL Harvard University
HOMETOWN Syracuse, N.Y.
NFL EXPERIENCE 6th Year
BROWNS EXPERIENCE 6th Year

KEY NOTES

- Tyler Hamblin is in his sixth season with the Browns and his first as director of football operations.
- In his new role, Hamblin manages day-to-day football operation initiatives.
- He also works closely with the high performance, equipment, player engagement, video and FIS groups.
- Additionally, Tyler will also continue to contribute to scouting, football research and strategic roster decisions.
- In his previous two seasons with the Browns (2020-22), Hamblin was a football operations coordinator and worked primarily in player personnel, football research and strategy and football operations.
- In his first three seasons with the Browns (2017-20), Hamblin was a scouting assistant.
- Prior to joining the Browns in June 2017, Hamblin worked as a secondary government and sociology teacher and an assistant varsity football coach in his hometown of Syracuse, N.Y.
- He also had a brief teaching stint in Baltimore, Md.
- Hamblin graduated from Harvard University with a Bachelor of Arts (Sociology) and played tight end on the Crimson football team.
- He's married to his wife, Venessa, who serves as the senior manager of football development for the NFL.



MAX PAULUS DIRECTOR, COLLEGE SCOUTING

SCHOOL Denison University
HOMETOWN Massillon, Ohio
NFL EXPERIENCE 10th Year
BROWNS EXPERIENCE 10th Year

KEY NOTES

- Max Paulus is in his 10th year with the Browns player personnel staff and his first as director of college scouting, following six years as an area scout.
- In his role, Paulus is primarily responsible the college scouting department's day-to-day operations, contributes to all strategic decisions regarding draft-eligible prospects and participates in pro scouting initiatives.
- Paulus served as a scouting assistant for two seasons (2014-15) after he began working with the Browns as a scouting intern in 2013.
- Prior to his time in Cleveland, Paulus played football at Denison University for four years, starting at quarterback for three and serving as a captain during his senior season.
- He graduated with bachelor's degrees in economics and history.
- A native of Massillon, Ohio, Paulus and his wife, Tory, currently reside in Nashville, Tenn.



DAN SAGANEY

DIRECTOR, PLAYER PERSONNEL

SCHOOL Colby College
HOMETOWN Norfolk, Mass.
NFL EXPERIENCE 14th Year
BROWNS EXPERIENCE 14th Year

KEY NOTES

- Dan Saganey is in his 14th season as a member of the Browns player personnel staff and third as director of player personnel.
- Saganey works with Executive Vice President of Football Operations and General Manager Andrew Berry and the rest of the senior football staff to contribute to all roster and strategic football decisions. Additionally, he works alongside vice president of player personnel Glenn Cook to run the day-to-day college and pro operations of the player personnel department.
- He spent the previous four years as the team's director of pro scouting, tracking player movement around the league, conducting advance scouting of Browns' opponents, helping prepare the staff during pro free agency and being involved in the evaluation of college prospects.
- Saganey previously worked as a manager of player personnel (2014-15), a pro scout (2011-13) and a player personnel assistant (2009-10).
- Prior to joining the Browns, Saganey spent two seasons as a coach at Harvard University, first assisting with the defensive line (2007) and then tutoring the wide receivers (2008). During his two seasons in Cambridge, the Crimson captured back-to-back Ivy League Championships for only the third time in school history.
- He began his coaching career in 2006 as the tight ends/tackles coach at Bentley College in Waltham, Mass.
- A native of Norfolk, Mass., Saganey earned a degree in government from Colby College, where he spent four years as a member of the Mules' offensive line.
- Saganey and his wife, Heidi, have a son, Brock, and two daughters, Blake and Colbie.



TAYLOR YOUNG

DIRECTOR, FOOTBALL ADMINISTRATION

SCHOOL Ohio State University
HOMETOWN Columbus, Ohio
NFL EXPERIENCE 5th Year
BROWNS EXPERIENCE 2nd Year

KEY NOTES

- Taylor Young is in her second season as the team's director of football administration and fifth in the NFL.
- In her role, Young works directly with Browns Vice President of Football Administration Chris Cooper, as well as the coaching and player personnel staffs, to help manage the salary cap and negotiate player contracts.
- Prior to her tenure with the Browns, Young was the football administration coordinator with the Minnesota Vikings during the 2019 and 2020 seasons, after being promoted from football administration intern following 2018.
- Before her time in the NFL, Young acted as an administrative and recruiting assistant with the Ohio State University football team from 2016-18, a role she held while earning her undergraduate degree in business administration.
- Young graduated from Ohio State in 2018 and is a native of Columbus, Ohio.



SAM DELUCA ASSISTANT DIRECTOR PRO SCOUTING

SCHOOL Arizona State University

HOMETOWN Philadelphia, Pa.

NFL EXPERIENCE 10th Year

BROWNS EXPERIENCE 10th Year

KEY NOTES

- Sam DeLuca is in his 10th year with the Browns player personnel staff and first as assistant director of pro scouting, following six seasons as a pro scout. He served as a pro scouting assistant prior to that.
- In his role, DeLuca's primary duties include assisting with the advance scouting of opponents, free agency evaluation and overall day-to-day operations of the pro scouting department.
- DeLuca also assists with evaluations of college draft prospects.
- Before joining the Browns, DeLuca graduated from Arizona State in 2013 with a degree in business management and legal studies.
- DeLuca previously worked as a pro personnel intern with the Philadelphia Eagles in the summers of 2011 and 2012.
- Prior to interning in the Philadelphia personnel department, he worked as an equipment assistant for the Eagles from 2006-10.
- DeLuca currently resides in Cleveland, Ohio.



ZACH AYERS NATIONAL SCOUT

SCHOOL Western Oregon University

HOMETOWN Albany, Ore.

NFL EXPERIENCE 8th Year

BROWNS EXPERIENCE 8th Year

KEY NOTES

- Zach Ayers is entering his eighth year with the Browns and his first as a national scout, following six years as a road scout.
- He also held various roles in the player personnel department his first three seasons with the club.
- Ayers serves as the primary cross checker in the west region of the country in his new role.
- He was previously responsible for scouting college players in the southwest region of the country after serving as a scouting assistant from 2015-16. From 2013-15, he worked on scouting projects.
- Prior to his time in Cleveland, Ayers was the assistant defensive coordinator for South Albany High School from 2010-12 and JV defensive coordinator for North Salem High School from 2008-10.
- A native of Albany, Ore., Ayers graduated from Western Oregon University with a bachelor's degree in interdisciplinary studies.
- He and his wife, Sarah, have a daughter, Paxtyn, and a son, Brooks.



CHRIS BUFORD NATIONAL SCOUT

SCHOOL Baylor University
HOMETOWN Arlington, Texas
NFL EXPERIENCE 11th Year
BROWNS EXPERIENCE 1st Year

KEY NOTES

- Chris Buford is in his first year with the Browns, serving as a national scout. He was previously with the Miami Dolphins for 10 years.
- From 2018-21, Buford was responsible for scouting the Southwest region of the country for Miami.
- From 2015-17, he focused on the Midwest region, and for the 2014 season, he covered the Northeast region.
- Buford was hired by the Dolphins in 2012 as a scouting assistant where he provided support to all levels of the scouting department while focusing on overall evaluation and preparation for the NFL Draft.
- He graduated from Baylor University in 2011, earning a bachelor's degree in education with a minor in corporate communications; and in 2012, he also earned a master's degree from Baylor in sports management.
- As a football player, Buford appeared in 30 games and was a four-time letterwinner for the Baylor football program from 2007-10. As a senior, he was part of the first bowl-eligible Baylor team since 1994. He was also a member of the Big 12 Commissioner's Honor Roll list in each of his four seasons he played.
- A native of Arlington, Texas, Buford attended Bowie High School and earned honorable mention all-district honors as a senior football player.
- He currently resides outside of Dallas, Texas with his wife, Jasmine, and two daughters, Charley Rose and Rhyann.



JOSH COX AREA SCOUT

SCHOOL University of Alabama
HOMETOWN Santa Barbara, Calif.
NFL EXPERIENCE 8th Year
BROWNS EXPERIENCE 7th Year

KEY NOTES

- Josh Cox is entering his seventh year with the Browns player personnel staff and first as the team's West Coast Area scout.
- Cox rejoined the team as an area scout in the Pacific Northwest in 2020, after previously having served as the team's Southwest Area scout from 2018-19.
- He spent part of 2019 as an area scout for the Senior Bowl.
- Cox served as a scouting assistant for two seasons (2016-17) after he began working with the Browns as a film analyst in 2015.
- Prior to his time in Cleveland, Cox was a recruiting specialist for the University of Alabama from 2012-15.
- He was also a player engagement intern for the Kansas City Chiefs for a short time in 2013 and 2014.
- A native of Santa Barbara, Calif., Cox graduated from Alabama with a degree in exercise science in 2015.
- He currently resides in Denver, Colo.



JOE DEVER AREA SCOUT

SCHOOL Mercyhurst University

HOMETOWN Cleveland, Ohio

NFL EXPERIENCE 4th Year

BROWNS EXPERIENCE 4th Year

KEY NOTES

- Joe Dever is in his first season as Mid Atlantic scout after spending two seasons (2020-21) as a scouting assistant for the Browns.
- Dever joined the team as a scouting intern in 2019 after two years as a graduate assistant at John Carroll University.
- Dever earned a Master of Business Administration from John Carroll and his bachelor's from Mercyhurst University, where he was a two-time All-Conference linebacker and Team Captain.
- Before joining the staff at John Carroll, Dever worked as an analyst for Forest City Realty Trust in downtown Cleveland.
- The Cleveland, Ohio native is an alumnus of St. Edward High School.



MATT DONAHOE AREA SCOUT

SCHOOL Allegheny College

HOMETOWN Pittsburgh, Pa.

NFL EXPERIENCE 10th Year

BROWNS EXPERIENCE 5th Year

KEY NOTES

- Matt Donahoe is in his fifth season as a member of the Browns player personnel department and his 10th in the NFL.
- Donahoe's primary responsibilities include evaluating college talent in the Southeast Area.
- He previously served as an area scout for the Kansas City Chiefs, where he covered the Northeast region of the country from 2015-17.
- Prior to being promoted to that post, Donahoe spent 2014 as a NFS scout, overseeing the states of Missouri, Kansas, Nebraska and Illinois.
- He originally entered the NFL as the Chiefs' scouting intern in 2013, assisting in daily scouting activities, compiling player personnel information and attending various professional and college games.
- Additionally, Donahoe has previous experience working in Green Bay as the Packers' summer scouting intern in 2012.
- The Pittsburgh, Pa. native has also spent multiple training camps serving as a ball boy for the Pittsburgh Steelers and Buffalo Bills.
- A graduate of Allegheny College, Donahoe was a four-year letterman in golf and a two-time Academic All-American.
- He earned his degree in economics with a minor in communication arts in 2012.



BRANDEN FRANCIS PRO SCOUT

SCHOOL Liberty University
HOMETOWN Herndon, Va.
NFL EXPERIENCE 8th Year
BROWNS EXPERIENCE 8th Year

KEY NOTES

- Branden Francis is in his eighth year with the Browns player personnel staff and fifth as a scout.
- Francis does advance scouting of upcoming opponents, is a significant contributor to the free agency process and supports all pro functions in his role.
- Francis joined the Browns as a player personnel intern in 2015 and transitioned into a scouting assistant prior to the start of the 2016 season.
- Before his time with the Browns, Francis served as an intern in the football operations department at Liberty University during the fall of 2015.
- A native of Herndon, Va., Francis graduated from Liberty with a degree in sports management in 2015.
- He currently resides in Cleveland, Ohio.



SHAWN HEINLEN AREA SCOUT

SCHOOL University of Florida
HOMETOWN Jupiter, Fla.
NFL EXPERIENCE 23rd Year
BROWNS EXPERIENCE 1st Year

KEY NOTES

- Shawn Heinlen is in his 23rd season in the NFL, after spending the last four with the Philadelphia Eagles as their Southwest Area scout.
- Prior to his time in Philadelphia, Heinlen spent 16 seasons with the Buffalo Bills. From 2003-17, he served as a college area scout after being promoted from the team's college scouting administrator (2001-2003).
- Heinlen began his career with the Bills as a training camp intern in 2001, then transitioned to player personnel analyst at the league office for two seasons (2000-01).
- He is a Jupiter, Fla. native and University of Florida grad, where he earned a bachelor's degree in Finance and a master's in Sports Administration.
- Shawn, his wife, Missy, and two sons, Colton and Knox, reside outside Frisco, Tx.



GERALD McCULLY AREA SCOUT

SCHOOL The Citadel

HOMETOWN Tampa, Fla.

NFL EXPERIENCE 8th Year

BROWNS EXPERIENCE 8th Year

KEY NOTES

- Gerald McCully is in his eighth season on the Cleveland Browns player personnel staff, after serving as a part-time scout for the Montreal Alouettes from 1997-2014.
- Prior to his work with the Alouettes, McCully coached running backs and linebackers for the Arena Football League's Florida Bobcats from 1995-97.
- From 1987-93, McCully worked at The Citadel, his alma mater, as the tight ends coach, recruiting coordinator and academic coordinator.
- While in college, he played nose guard from 1981-83 and finished his schooling as a student trainer from 1983-85.
- He went on to coach at his alma mater, Jesuit High School, in Tampa, Fla. from 1985-87.
- He continued his high school coaching career with stops in Florida and South Carolina from 1993-2015.
- McCully worked part time for Terry Forbes Recruit Evaluations, where he evaluated Illinois, Indiana, Missouri and Florida from 1997-2002.



KATHLEEN WOOD AREA SCOUT

SCHOOL Drexel University

HOMETOWN Philadelphia, Pa.

NFL EXPERIENCE 3rd Year

BROWNS EXPERIENCE 3rd Year

KEY NOTES

- Kathleen Wood is in her third season with the Browns player personnel staff and second as the team's Northeast area scout.
- In her role, Wood scouts the Northeast region of the United States, serving as the primary evaluator of all draft-eligible players, along with assisting the pro department with crosschecks of upcoming veteran free agents.
- In 2020, Wood was the team's first-ever scouting fellow and helped scout the Southeast and Midwest schools of the country.
- Wood came to the Browns from the Reese's Senior Bowl, where she acted as a regional college scout, with every player she evaluated getting drafted in 2019.
- Prior to her time with the Senior Bowl, Wood earned an internship with the Philadelphia Eagles personnel department during training camp in 2018 and was named a Nunn Wooten Fellow with the Buffalo Bills during the summer of 2017. She also acted as a shadow intern with the Miami Dolphins that same summer.
- Wood was also selected to and participated in the prestigious NFL Women's Career in Football Forum in 2018 and previously trained at The Scouting Academy.
- Wood came to the NFL following a 14-year career in the Mid-Atlantic Detective Bureau, where she was most recently the president. With the Bureau, she sourced insight, conducted background checks, and mitigated risk.

DAN ZEGERS AREA SCOUT



SCHOOL St. Norbert College
HOMETOWN De Pere, Wisc.
NFL EXPERIENCE 19th Year
BROWNS EXPERIENCE 5th Year

KEY NOTES

- Dan Zegers is in his fifth year with the Browns and third year as an area scout.
- Zegers spent 2018-19 as personnel coordinator for the team, where he played a vital role in handling college scouting logistics and planning.
- He was promoted to Midwest area scout in 2020, evaluating players in the Midwest region of the country. His area includes schools in Minnesota, Iowa, Wisconsin, Illinois, Indiana, Nebraska, North Dakota, South Dakota and Michigan.
- Prior to joining the Browns, Zegers spent five years in the Chiefs personnel department, serving as player personnel assistant (2013-17) and college scouting coordinator (2017-18).
- He began his career in Green Bay as an equipment assistant, spending multiple years in that role before officially entering the scouting department as a scouting assistant in 2007.
- Zegers is a graduate of St. Norbert College.
- He's married to his wife, Amanda, and the couple have two daughters, Gianna and Yasmina, and a son, Zeke.
- Zegers currently resides in De Pere, Wisc.

RON BREWER DIRECTOR, PLAYER ENGAGEMENT

SCHOOL University of North Carolina
HOMETOWN Chesapeake, Va.
NFL EXPERIENCE 10th Year
BROWNS EXPERIENCE 8th Year

KEY NOTES

- Ron Brewer is in his eighth season with the Browns and third as director of player engagement.
- Brewer helps to ensure the successful transition of NFL players into professional football through a number of character development programs.
- He oversees programs that include the Rookie Professional Development Program, Rookie Success Program, undergraduate and graduate degree completion, internships, financial education and additional educational sessions, which range from domestic violence awareness to leadership.
- Over the last seven years, Brewer assisted over 60 players in completing coursework toward undergraduate or master's degrees, while others participated in internships and job shadowing opportunities.
- Prior to the Browns, Brewer spent two seasons at his alma mater North Carolina as the director of player development and recruiting. He also spent time at the NCAA as the assistant director of leadership development.
- With the NCAA, he oversaw national professional development programs for athletes, administrators and coaches. Brewer also worked at SMU (academic support/life skills coordinator), LSU (academic advisor) and with the Minnesota Vikings (player development coordinator).
- A native of Chesapeake, Va., Brewer earned undergraduate and master's degrees from UNC, where he lettered as a cornerback. With the Tar Heels, he worked his way from a walk on to earning a scholarship to team captain as a senior.



BRAD MELLAND DIRECTOR, EQUIPMENT OPERATIONS

SCHOOL University of North Dakota
HOMETOWN Williston, N.D.
NFL EXPERIENCE 25th Year
BROWNS EXPERIENCE 18th Year

KEY NOTES

- Brad Melland is in his 18th season overseeing the Browns equipment operations and 25th in the NFL after serving as the assistant equipment manager for the Seattle Seahawks for seven seasons (1998-2004).
- Melland was voted by his peers as the NFL Equipment Manager of the Year in 2013.
- Along with assistants Jim McLaughlin, Kory Gillissie and Vincent Herzog, Melland manages a staff of over 10 and oversees purchasing, fitting, customizing and issuing of all playing equipment for the club.
- Melland and his staff also concentrate on player health and safety, making sure all

equipment safety parameters are met to aid in the protection of Browns players. Additionally, the department installs and monitors GPS tracking in helmets, shoulder pads and cleats during practices and games.

- As the director of equipment operations, Melland sees that 17,000 to 20,000 pounds of equipment makes its way to away stadiums for road games, making an opponent's facility feel a little more like home for the Browns.
- In 2020, Melland saw his second uniform change implemented during his Browns tenure. He worked with Nike and the team's front office to guarantee a successful launch for the look of the organization's future.
- Prior to his stint in Seattle, Melland worked in three other professional leagues, including the Canadian Football League (1996-98), where he was the assistant director of football operations, head equipment manager and travel coordinator for the Montreal Alouettes.
- Melland also has experience with the Baltimore Stallions (1994-95) of the Canadian Football League, the World League's Rhein Fire (1995) and Orlando Thunder (1991-92) and the Arena Football League's Tampa Bay Storm (1993).
- A native of Williston, N.D., Melland graduated from Williston High School and the University of North Dakota, where he earned his BBA in management.
- He and his wife, Tanya, a native of Montreal, Canada, have four children: Christopher, Caeli, Jaime and Jace.





ROB PAVLAS VIDEO DIRECTOR

SCHOOL The Ohio State University

HOMETOWN Westlake, Ohio

NFL EXPERIENCE 14th Year

BROWNS EXPERIENCE 14th Year

KEY NOTES

- Rob Pavlas is in his 14th season with the Browns and seventh as video director. He joined the club as assistant video director in 2009 and was promoted to video director in 2016.
- Along with assistants Ricky Palmer, Adam Klepek and Nick Byford, Pavlas handles all of the audio/visual needs for coaches, player personnel staff and players.
- They record all practices and games, breaking each down into smaller elements to provide the team with as much detail as possible for game and opponent preparation.
- Prior to the Browns, Pavlas worked for DVSport Software (2006-09) and the University of Akron (2004-06). With the Zips, he was the head video contact for football and men's basketball.
- Pavlas earned his undergraduate and master's degrees from The Ohio State University. As a student, Pavlas worked in the football video department and was a part of the staff when the Buckeyes won the 2002 National Championship.
- He and his wife, Carmina, have a son, Lucas, and daughter, Cruz.



CHRIS POWELL HEAD GROUNDSKEEPER

SCHOOL Central Missouri University

HOMETOWN Urich, Mo.

NFL EXPERIENCE 29th Year

BROWNS EXPERIENCE 26th Year

KEY NOTES

- Chris Powell is in his 26th season with the Browns and 24th as head groundskeeper. He originally served the Browns as the assistant head groundskeeper from 1992-94 and started back up with the club in his current role when the team returned to Cleveland in 1999.
- Powell works closely with stadium field manager Neal Pate and grounds supervisor Scott Springer in overseeing all aspects of field and grounds management at FirstEnergy Stadium and the Browns training facility.
- In addition to football games, Powell leads the efforts for other events at both locations, such as concerts, soccer matches and training camp.
- Powell is also a member of the National and Ohio Sports Turf Managers Associations and the Ohio Turf Foundation.
- Between stints in Cleveland, Powell served as the grow-in supervisor in 1994 at Arrowhead Stadium in Kansas City, Mo. when the Chiefs transitioned from turf to natural grass.
- From 1995-97, he also worked as a turf consultant for Northwestern football and MiLB Norwich Navigators while working part-time with the Chiefs.
- A native of Urich, Mo., Powell graduated from Central Missouri University with a bachelor's degree in parks and recreation with a focus in park management.
- Powell and his wife, Stephanie, have two daughters, Katelyn and Ella, and a son, Andrew. They currently reside in Berea, Ohio.



JOE SHEEHAN SVP, PLAYER HEALTH AND DEVELOPMENT

SCHOOL University of Connecticut

HOMETOWN Glasco, N.Y.

NFL EXPERIENCE 23rd Year

BROWNS EXPERIENCE 14th Year

KEY NOTES

- Joe Sheehan is in his 14th season with the Browns and his third as senior vice president of player health and development. Sheehan served as vice president of the department from 2018-19 after being promoted from head athletic trainer.
- Working closely with assistants Gordon Williams, Anthony Trem, Pat Rock and Stefan Varner, Sheehan is responsible for managing the day-to-day care of Browns players in coordination with team physicians.
- He and his staff work synonymously with the club's strength and conditioning staff and performance dietician, creating a true team approach to the overall care of Browns players.
- Sheehan has played a key role in keeping the club's coaches, players and staff safe throughout the COVID-19 pandemic by managing its safety protocols.
- Sheehan previously spent one year (2008) as the coordinator of athletic training and sports medicine at the University of Arkansas. With the Razorbacks, Sheehan coordinated and managed the medical care for more than 450 student-athletes competing in 19 intercollegiate sports. He also served as the lead athletic trainer for the school's football team.
- The 2021 season will mark Sheehan's 22nd in the NFL on a full-time basis, having spent his first nine years in the league as a member of the athletic training staff of the Jacksonville Jaguars, including the final three as an assistant athletic trainer and the director of rehabilitation.

- In that role, Sheehan developed and administered player rehabilitation protocols for the organization. He was responsible for all aspects of medical documentation. Sheehan also assisted with the design and implementation of the team's offseason strength and conditioning program.
- Sheehan is a certified athletic trainer (ATC), a certified strength and conditioning specialist (CSCS), a certified performance enhancement specialist (PES) and a certified corrective exercise specialist (CES).
- Sheehan began his affiliation with the Jaguars as a seasonal athletic trainer in 1997. In the spring of 1998, he served as an assistant athletic trainer for the Barcelona Dragons as part of NFL Europe.
- He returned to the Jaguars as a seasonal athletic trainer in the fall of 1998 before being hired full-time by Jacksonville in 1999. He was promoted three times on the Jaguars' staff before assuming his most recent position in June 2005. In 2003, he was part of a staff that earned the distinction as the NFL Athletic Training Staff of the Year.
- Sheehan earned his bachelor's of science degree from the University of Connecticut in 1997. He was a member of the Dean's List and National Honor Society at UConn.
- He earned his master's of science degree in exercise science and health promotion/rehabilitation science from California University of Pennsylvania in 2007.
- He is a member of the National Athletic Trainer's Association, the National Strength and Conditioning Association, the National Academy of Sports Medicine, and the Professional Football Athletic Trainer's Society, where he served on the organization's executive committee and the education committee.
- Sheehan and his wife, Lisa, have two daughters, Rachel and Kelsey, and a son, Brendan.



CARSON WALCH PLAYER DEVELOPMENT COORDINATOR

SCHOOL Winona State University

HOMETOWN Elgin, Minn.

NFL EXPERIENCE 6th Year

BROWNS EXPERIENCE 2nd Year

KEY NOTES

- Carson Walch enters his second season with the Browns in 2022 as the team's player development coordinator.
- In his role, Walch acts as the focal point between various departments, with a primary focus in strengthening the team's information flow and aligning its resources to accomplish player-related goals.
- This year marks Walch's sixth season in the NFL, after most recently being the Philadelphia Eagles wide receivers coach (2019).
- He originally joined the Eagles coaching staff in 2018 as assistant wide receivers coach and was an offensive quality control coach/assistant wide receivers coach with the Chicago Bears from 2013-14.
- During his first season with the Eagles, Walch worked with a unit that featured veteran wide receivers Alshon Jeffery and

Nelson Agholor. Under Walch's direction, Jeffery recorded his highest receiving yardage (843) and reception totals (65) in a single season since 2014, despite missing the first three games of the regular season. He also received a Pro Bowl nod.

- Agholor also recorded career highs in receptions (64) and yards after the catch (350).
- Additionally, Walch helped direct WR Brandon Marshall to two Pro Bowl selections (2012-13) while in Chicago.
- Walch went to Philadelphia after two seasons with the Edmonton Eskimos of the Canadian Football League as offensive coordinator/wide receivers coach (2017) and receivers/passing game coordinator (2016). He was also the quality control/wide receivers coach of the Montreal Alouettes from 2010-12 and the club won the Grey Cup in 2010.
- Walch also possesses a wealth of NCAA coaching experience, spending time with the University of Minnesota, Winona State University, University of St. Thomas and Dakota State University.
- Walch was an All-American, all-region and all-conference running back, receiver and return specialist for Winona State from 1996-99, while also serving as a team captain.
- During his final season, he was named a regional finalist for the Harlon Hill Award, which is earned by the top player in NCAA Division II football.
- He was inducted into the school's Hall of Fame and named to the program's All-Century Team for his performance during his four years at Winona State.
- Walch has an undergraduate and master's degree in education from Winona State and is a native of Elgin, Minn.




JAMES E. VOOS, M.D.

HEAD TEAM PHYSICIAN

SCHOOL University of Kansas
HOMETOWN Kansas City, Mo.
NFL EXPERIENCE 13th Year
BROWNS EXPERIENCE 9th Year

KEY NOTES

- James E. Voos, MD is in his ninth season as head team physician for the Cleveland Browns.
- Dr. Voos is the Jack and Mary Herrick Distinguished Chairman in Orthopaedics and Sports Medicine at University Hospitals and the Charles Herndon Chair in Orthopaedics at Case Western Reserve University, where he is an associate professor.
- Originally from Kansas City, Mo., Dr. Voos earned his medical degree from the University of Kansas.
- He performed his orthopedic surgery residency and sports medicine fellowship at the US News & World Report's No. 1 ranked Hospital for Special Surgery in New York, where he was an assistant team physician for the New York Giants and WNBA New York Liberty.
- Dr. Voos also previously served as a team physician for the Kansas City Chiefs and as head physician for the Kansas City Ballet.
- Dr. Voos has published more than 50 scientific publications and book chapters. His areas of expertise include wearable performance technology, surgical treatment of ACL and multi-ligament knee injuries, shoulder instability, hip femoroacetabular impingement (FAI) and elbow Tommy John injuries.
- He's a committee member for the American Orthopaedic Society for Sports Medicine (AOSSM) STOP Sports Injuries initiative.
- Additionally, Dr. Voos volunteers as a team physician for local collegiate, high school and youth sports and serves as Medical Co-Director for the Cleveland Marathon and Cleveland Triathlon. Recently, Dr. Voos was named Medical Director for the Cleveland Ballet.
- Dr. Voos' wife, Kristin, is a neonatologist. They have three children: Kalli, K.C. and Klara.



SEAN A. CUPP, M.D.

LEAD MEDICAL PHYSICIAN

SCHOOL University of Oklahoma
HOMETOWN Watonga, Okla.
NFL EXPERIENCE 9th Year
BROWNS EXPERIENCE 9th Year

KEY NOTES

- Sean A. Cupp, MD is in his ninth season as lead medical physician for the Cleveland Browns.
- Dr. Cupp is Co-Director of Sports Medicine and Assistant Professor at University Hospitals Cleveland.
- Originally from rural western Oklahoma, Dr. Cupp earned his medical degree from the University of Oklahoma before receiving his family medicine training at the University of Alabama Birmingham-Huntsville Family Practice residency in north Alabama.
- He returned home for his Primary Care Sports Medicine Fellowship at the University of Oklahoma Medical Center and then joined a private orthopedic practice.
- For the decade prior to arriving in Cleveland, he practiced medical sports medicine and non-surgical orthopedics in northeast Kansas while serving as the assistant head medical physician for the University of Kansas Jayhawks and the head team physician for Baker University Wildcats.
- Additionally, Dr. Cupp volunteers as a sports medicine consultant for the Mid-American Conference, Kent State University and Diocese of Cleveland Catholic Youth Organization Football.
- He also serves as a team physician for local high school and youth sports teams, including the Greater Cleveland Football Coaches Association All-Star Game.
- Dr. Cupp is a Fellow in the American Academy of Family Physicians and an active member of the American Medical Society for Sports Medicine and the NFL Physicians Society.
- He continues to practice sports medicine with University Hospitals Orthopedics. His interests include musculoskeletal medicine, medical issues of the athlete, non-surgical joint preservation, sports ultrasound and ultrasound guided joint injections.
- Dr. Cupp and his wife, Keri, have three children: Charlotte, Christian and Caleb.

KEY NOTES

- Cleveland Browns Hall of Fame running back Jim Brown serves as a special advisor for the team. In this role, he serves in a variety of off-field capacities with the club and in the community. Brown previously was as an executive advisor with the team, a position he held through 2010.
- Cleveland's No. 1 draft choice in 1957 from Syracuse, Brown starred in both football and lacrosse during his collegiate career.
- He went on to fulfill a storied NFL career, which included leading the NFL in rushing during eight of his nine seasons. He appeared in nine consecutive Pro Bowls and was named the NFL's MVP three times (1957, 1958 and 1965). Brown owns team records for most combined net yards (15,459), career rushing yards (12,312), most points in one season (126), career TDs (126), rushing TDs (106), most consecutive games scoring a TD (10) and most 1,000 yard seasons (seven).
- Brown's No. 32 was retired by the club and he was inducted into the Pro Football Hall of Fame in 1971. A statue of his likeness was unveiled outside the southeast corner of FirstEnergy Stadium in 2016.
- Brown is active with his Amer-I-Can Program, which works in schools, prisons and communities across the country. Born on Feb. 17, 1936, in St. Simons, Ga., Brown and his wife, Monique, live in California with their two children.



JIM BROWN SPECIAL ADVISOR



SCHOOL Syracuse University
HOMETOWN St. Simons, Ga.
NFL EXPERIENCE 21st Year
BROWNS EXPERIENCE 21st Year

MOST PRO BOWL SELECTIONS

The Browns have had 105 individuals selected to the Pro Bowl, with 58 players earning the honor multiple times. Last year, G Joel Bitonio (fourth), RB Nick Chubb (third), DE Myles Garrett (third) and G Wyatt Teller (first) earned Pro Bowl nods in 2022. Bitonio and Garrett were selected as starters for the team. Bitonio is the first Browns guard to be selected to four consecutive Pro Bowls since Pro Football Hall of Famer Gene Hickerson made six straight (1966-71). Joe Thomas has the most Pro Bowl honors in franchise history with 10, followed by Pro Football Hall of Famer Jim Brown (nine) and Lou Groza (nine).


Player	Pos.	Years#	Total
1. Joe Thomas	T	2008-17	10
2. Jim Brown*	RB	1958-66	9
Lou Groza*	T	1951-56, 1958-60	9
4. Leroy Kelly*	RB	1967-72	6
Gene Hickerson*	G	1966-71	6
Dick Schafrath	T	1964-69	6

*Denotes member of the Pro Football Hall of Fame


#Year indicates the year in which Pro Bowl game was played

CLEVELAND BROWNS STAFF

STAFF



Larissa Adams
Membership
Development
Specialist



Mike Annarella
Coordinator,
Communications




Leah Archual
Senior Manager,
Digital Media




Renne Arko
Coordinator,
Scoreboard
Operations

PLAYERS




Nolan Badalucco
Berea Security Officer



Anthony Baucco
Producer



Tare Beaver
Membership
Development
Specialist




Will Black
Manager,
Managing Partner
Operations

2021 SEASON




Cory Blessing
Support Services
Manager



Andrew Bossard
Assistant
Groundskeeper




John Boykin
Manager,
Security



Jess Brooks
Manager,
Human Resources

HISTORY



Nick Byford
Video Assistant



Katelyn Caniford
Manager,
Inside Sales




Shaun Card
Assistant
Groundskeeper



Chris Cola
Coordinator,
Berea Facilities

RECORDS



Chavis Cook
Coordinator of
Team Travel



Brandon Covert
Vice President,
Information
Technology




Jud Covert
Network Administrator




Phil Dangerfield
Vice President,
Operations

GAME DAY


CLEVELAND BROWNS STAFF



Samantha Daugherty
Director of Finance




Drew Davidson
Production Manager



Bill Davis
Berea Security Officer




Jason Decker
Senior Manager,
Ticket Operations



Scott DiBenedetto
Scouting Assistant /
Coaching Analyst




Clete Diener
Coordinator,
Stadium Operations



Anthony Fabiano
Scouting Assistant



Makenzie Fairfield
Coordinator,
Fan Experience &
Special Events



Shannon Fischer
Director,
Partnership Activation




John Frain
Director,
Security



Aerial Garcia
HVAC Technician




Jason Gibbs
Radio Producer




Kory Gillissie
Assistant Director,
Equipment Operations



Kory Gillman
Manager,
Partnership Activation



Dave Goessler
Senior Financial Advisor



Daniel Goldberg
Sales and Marketing
Systems Coordinator



Mike Good
Manager,
Stadium Operations



Sam Grabinski
Manager,
Premium Development



Romie Graham
Manager,
Youth Football



Andrew Gribble
Director,
Digital Media

STAFF

PLAYERS

2021 SEASON

HISTORY

RECORDS


GAME DAY

CLEVELAND BROWNS STAFF

STAFF



Brian Gross
Manager, Premium
Development



Tyler Hamblin
Director of Football
Operations



Joe Hamlin
Director,
Corporate Partnership
Strategy



Lily Hammel
Video Editor

PLAYERS




Rich Hanchette
Motion Graphic Artist



Riley Hecklinski
Scouting Assistant




Lizzie Heidenreich
Manager,
Cleveland Browns
Foundation




Jack Heidenthal
Membership
Development
Specialist

2021 SEASON




Vincent Herzog
Equipment Assistant



Russell Horn
Assistant
Groundskeeper




Rachel Huffman
Data Analyst,
Partnership Insights




Don Husted
Director,
Stadium Facilities

HISTORY




Andrew Jackson
Data Architect /
System Developer



Sydney Jascoe
Membership
Development
Specialist




Leanne Jones
Senior Manager,
Marketing




Mike Judge
Director,
Membership
Development

RECORDS




Omar Jufko
Manager,
Stadium Security



Chris Justik
Stadium Maintenance
Technician




Bridget Kakos
Senior Director,
Partnership Activation




Xavier Kanis
Inside Sales
Representative

GAME DAY

CLEVELAND BROWNS STAFF




Annie Kelly
Coordinator,
Community & Alumni
Relations




Tyler Kime
Membership
Development
Specialist



Corey Kinder
Project Manager




Caroline Kraszewski
Inside Sales
Representative




Deb Kruszynski
Manager,
Travel and Compliance




Jay Lanzer
Berea Security Officer




Jennifer Lawlis
Engineer (Plumber)




David Lee,
Senior Director,
Ticket Operations



Hannah Lee
Coordinator,
Youth Football



Allison Likar
Executive Assistant




Monica Lince
Manager,
Business Operations




Rob McBurnett
Director,
Community
& Corporate
Communications



Jeff McDaniel
Senior Producer (Digital)



Allison McFarling
Coordinator,
Fan Experience &
Special Events




Keely McKenzie
Manager,
Digital Designer




Jim McLaughlin
Assistant Equipment
Manager




Kyle Millen
Director,
Scoreboard
Operations



Chris Modarelli
Design Director



Brad Mohr
Director,
Stadium Operations



Keith Mollohan
Senior Producer
(Broadcast)

STAFF

PLAYERS

2021 SEASON


HISTORY

RECORDS


GAME DAY

CLEVELAND BROWNS STAFF


STAFF




Dan Murphy
Director,
Football
Communications



Katie Murphy
Director,
Managing Partner
Operations




Hannamarie Newhart
Coordinator,
Corporate Partnership
Strategy




Michael Nikolaus
Senior Vice President,
Chief Human
Resources Officer


PLAYERS



Shane Normandeau
Football Ops
Coordinator



Lexi Norton
Manager,
Ticket Operations



John Nussman
Scouting Assistant



Colleen Oberle
Manager,
Partnership
Activation


2021 SEASON




Sean Olivier
Producer,
Scoreboard
Operations



Sean Othen
Senior Director,
Corporate
Partnerships



Dominique Page
Coordinator,
Communications




Ricky Palmer
Assistant Video
Director

HISTORY



Neal Pate
Stadium Field
Manager



Matt Papatheodorou
Director,
Marketing • Fan &
Brand Development




Jeffrey Patton
Network Manager




Austin Pavilak
Director,
Ticket Sales

RECORDS




Justin Peck
Membership
Development
Specialist



Enzo Perfetto
Membership
Development
Specialist



Miguel Pimentel
Manager,
Premium
Development




Mark Podolak
Creative Director

GAME DAY

CLEVELAND BROWNS STAFF




Anthony Poisal
Coordinator,
Digital Content




Hanna Ponti
Coordinator,
Guest Services



Marikka Pretz-Anderson
Director,
Legal Affairs



Jerry Ray
Engineer (Concession
/ Kitchen Equipment)




Wendy Retzloff
Manager,
Partnership Activation




Laurie Rice
Director,
Finance



Paul Rini
Senior Membership
Development
Specialist




Megan Rock
Player Personnel
Coordinator




Patrick Rock
Assistant Athletic
Trainer



Kimer Rogers
Engineer (Electrician)




Emma Ryan
Manager,
Partnership Activation



Dave Safer
Vice President,
Corporate Partnerships



Meredith Schuenger
Coordinator,
Partnership Activation



Chris Scruggs
Inside Sales
Representative




Colby Sherwood
Junior Systems
Developer




Joshua Shur
Engineer (HVAC)r




Madelyn Smith
Inside Sales
Representative



Mark Smith
Director,
Sales and Marketing
Systems



Sharon Smith
Director,
Premium
Development



Ricky Soinski
Supervising Producer

STAFF

PLAYERS

2021 SEASON

HISTORY

RECORDS


GAME DAY

CLEVELAND BROWNS STAFF

STAFF



Scott Springer
Grounds Supervisor



Matthew Srodek
Director,
Berea Facilities



Matt Starkey
Photographer




Nathan Sterken
Lead Data Scientist


PLAYERS




Shawn Stevenson
Coordinator,
Social Media



Devin Stith
Inside Sales
Representative



Trevor Storm
Inside Sales
Representative




Karlie Sustersic
Manager,
Guest Services


2021 SEASON




Bryant Swindle
Director,
Team Logistics



R.J. Szabo
Football Security



Joy Tapajcik
Football Operations
Assistant/Special
Projects



Jenner Tekancic
Vice President,
Community Relations


HISTORY



Josh Temple
Scouting Assistant



Casey Thompson
Coordinator,
Shipping & Receiving




Anthony Trem
Physical Therapist




Stefan Varner
Assistant Athletic
Trainer


RECORDS



Iman Warren
Manager,
Premium Services



Kai White
Membership
Development
Specialist



Zach Wigmore
Scouting Research
Coordinator



Gordon Williams
Assistant Athletic
Trainer

GAME DAY


CLEVELAND BROWNS STAFF



Cyrus Wolford
Scouting Assistant



Tom Wyatt
Senior Director,
Corporate
Partnerships



Darren Zavarella
Graphic Designer



Kaila Zegura
Manager,
Media



Nathan Zegura
Senior Media
Broadcaster



Zach Zelinsky
Senior Software
Developer,
Football Information
Systems



Rebecca Zielinski
Seamstress

STAFF

PLAYERS

2021 SEASON

HISTORY

RECORDS

GAME DAY



PLAYERS

2022 CLEVELAND BROWNS ACTIVE ALPHABETICAL ROSTER

NO	NAME	POS	HT	WT	DOB	AGE	EXP	COLLEGE	HOMETOWN	HOW ACQ
37	Bell, D'Anthony	S	6-1	211	10/17/96	25	R	West Florida	Covington, Ga.	FA - '22
18	Bell, David	WR	6-1	212	12/14/00	21	R	Purdue	Indianapolis, Ind.	D3c - '22
75	Bitonio, Joel	G	6-4	320	10/11/91	30	9	Nevada	Long Beach, Calif.	02 - '14
13	Bojorquez, Corey	P	6-0	217	9/13/96	25	5	New Mexico	Bellflower, Calif.	UFA (G.B.) - '22
7	Brissett, Jacoby	QB	6-4	235	12/11/92	29	7	N.C. State	Palm Beach Gardens, Fla.	UFA (Mia.) - '22
99	Bryan, Taven	DT	6-5	291	3/11/96	26	5	Florida	Casper, Wyo.	UFA (Jac.) - '22
88	Bryant, Harrison	TE	6-5	230	4/23/98	24	3	Florida Atlantic	Gray, Ga.	D4 - '20
24	Chubb, Nick	RB	5-11	227	12/27/95	26	5	Georgia	Cedartown, Ga.	D2b - '18
90	Clowney, Jadeveon	DE	6-5	255	2/14/93	29	9	South Carolina	Rock Hill, S.C.	UFA (Ten.) - '21
78	Conklin, Jack	T	6-6	308	8/17/94	28	7	Michigan State	Plainwell, Mich.	UFA (Ten.) - '20
2	Cooper, Amari	WR	6-1	211	6/17/94	28	8	Alabama	Miami, Fla.	Tr. (Dal.) - '22
22	Delpit, Grant	S	6-3	208	9/20/98	23	3	Louisiana State	Houston, Texas	D2 - '20
15	Dobbs, Joshua	QB	6-3	220	1/26/95	27	6	Tennessee	Alpharetta, Ga.	UFA (Pit.) - '22
68	Dunn, Michael	G	6-5	315	8/28/94	28	3	Maryland	Bethesda, Md.	FA - '20
96	Elliott, Jordan	DT	6-4	303	11/23/97	24	3	Missouri	Missouri City, Texas	D3a - '20
23	Emerson Jr., Martin	CB	6-2	201	9/27/00	21	R	Mississippi State	Pensacola, Fla.	D3a - '22
25	Felton Jr., Demetric	RB	5-9	190	7/16/98	24	2	UCLA	Memphis, Ten.	D6 - '21
42	Fields II, Tony	LB	6-0	222	6/18/99	23	2	West Virginia	Las Vegas, Nev.	D5a - '21
34	Ford, Jerome	RB	5-10	210	9/12/99	22	R	Cincinnati	Tampa, Fla.	D5 - '22
72	Froholdt, Hjalte	G	6-5	310	8/20/96	26	4	Arkansas	Svendborg, Denmark	FA - '21
95	Garrett, Myles	DE	6-4	272	12/29/95	26	6	Texas A&M	Arlington, Texas	D1a - '17
36	Green, A.J.	CB	6-2	198	6/9/98	24	2	Oklahoma State	DeSoto, Texas	FA - '21
59	Haeg, Joe	T	6-6	304	3/11/93	29	7	North Dakota State	Lake Shore, Minn.	FA - '22
33	Harrison Jr., Ronnie	S	6-3	214	4/18/97	25	5	Alabama	Tallahassee, Fla.	Tr. (Jax) - '20
74	Hubbard, Chris	T	6-4	295	4/23/91	31	9	UAB	Columbus, Ga.	UFA (Pit.) - '18
66	Hudson III, James	T	6-5	313	5/13/99	23	2	Cincinnati	Toledo, Ohio	D4a - '21
47	Hughlett, Charley	LS	6-4	248	5/16/90	32	8	Central Florida	Tampa, Fla.	FA - '14
27	Hunt, Kareem	RB	5-11	216	8/6/95	27	6	Toledo	Willoughby, Ohio	FA - '19
81	James, Jesse	TE	6-7	247	6/4/94	28	8	Penn State	Glassport, Penn.	FA - '22
30	Johnson, D'Ernest	RB	5-10	208	2/27/96	26	4	South Florida	Immokalee, Fla.	FA - '19
43	Johnson III, John	S	6-1	208	12/19/95	26	6	Boston College	Hyattsville, Md.	UFA (LAR) - '21
39	LeCounte III, Richard	S	5-11	196	9/11/98	24	2	Georgia	Riceboro, Ga.	D5b - '21
8	Mond, Kellen	QB	6-3	217	6/22/99	23	2	Texas A&M	San Antonio, Texas	W. (Min.) - '22
20	Newsome II, Greg	CB	6-0	192	5/18/00	22	2	Northwestern	Chicago, Ill.	D1 - '21
85	Njoku, David	TE	6-4	246	7/10/96	26	6	Miami (Fla.)	Cedar Grove, N.J.	D1c - '17
28	Owusu-Koramoah, Jeremiah	LB	6-2	221	11/4/99	22	2	Notre Dame	Hampton, Va.	D2 - '21
11	Peoples-Jones, Donovan	WR	6-2	204	2/19/99	23	3	Michigan	Detroit, Mich.	D6 - '20
50	Phillips, Jacob	LB	6-3	228	4/1/99	23	3	Louisiana State	Nashville, Tenn.	D3b - '20
55	Pocic, Ethan	C	6-6	320	8/5/95	27	6	Louisiana State	Lemont, Ill.	UFA (Sea.) - '22
10	Schwartz, Anthony	WR	6-0	186	9/5/00	22	2	Auburn	Pembroke Pines, Fla.	D3 - '21
44	Takitaki, Sione	LB	6-1	238	6/8/95	27	4	Brigham Young	Fontana, Calif.	D3 - '19
77	Teller, Wyatt	G	6-4	315	11/21/94	27	5	Virginia Tech	Beaeton, Va.	Tr. (Buf.) - '19
58	Thomas, Isaiah	DE	6-5	266	12/3/98	23	R	Oklahoma	Tulsa, Okla.	D7a - '22
93	Togia, Tommy	DT	6-2	296	9/19/99	22	2	Ohio State	Pocatello, Idaho	D4b - '21
5	Walker Jr., Anthony	LB	6-1	235	8/8/95	27	6	Northwestern	Miami, Fla.	UFA (Ind.) - '21
21	Ward, Denzel	CB	5-11	190	4/28/97	25	5	Ohio State	Macedonia, Ohio	D1b - '18
97	Winfrey, Perrion	DT	6-4	290	8/15/00	22	R	Oklahoma	Maywood, Ill.	D4a - '22
26	Williams, Greedy	CB	6-2	185	12/3/97	24	4	Louisiana State	Shreveport, La.	D2 - '19
71	Wills Jr., Jedrick	T	6-4	307	5/17/99	23	3	Alabama	Lexington, Ky.	D1 - '20
69	Winovich, Chase	DE	6-3	251	4/19/95	27	4	Michigan	Jefferson Hills, Pa.	Tr. (N.E.) - '22
12	Woods II, Michael	WR	6-1	204	3/19/00	22	R	Oklahoma	Magnolia, Texas	D6 - '22
94	Wright, Alex	DE	6-5	267	9/5/00	22	R	UAB	Elba, Ala.	D3b - '22
3	York, Cade	K	6-1	206	1/27/01	21	R	Louisiana State	McKinney, Texas	D4b - '22

* AGES AS OF REGULAR-SEASON OPENER (9/11/22) AND ROSTERS AS OF 9/6/22

STAFF

PLAYERS

2021 SEASON

HISTORY

RECORDS

GAME DAY

2022 CLEVELAND BROWNS ACTIVE NUMERICAL ROSTER

STAFF

PLAYERS

2021 SEASON

HISTORY

RECORDS

GAME DAY

NO	NAME	POS	HT	WT	DOB	AGE	EXP	COLLEGE	HOMETOWN	HOW ACQ
2	Amari Cooper	WR	6-1	211	6/17/94	28	8	Alabama	Miami, Fla.	Tr. (Da.) - '22
3	Cade York	K	6-1	206	1/27/01	21	R	Louisiana State	McKinney, Texas	U4b - '22
5	Anthony Walker Jr.	LB	6-1	235	8/8/95	27	6	Northwestern	Miami, Fla.	UFA (Ind.) - '21
7	Jacoby Brissett	QB	6-4	235	12/11/92	29	7	N.C. State	Palm Beach Gardens, Fla.	UFA (Mia.) - '22
8	Kellen Mond	QB	6-3	217	6/22/99	23	2	Texas A&M	San Antonio, Texas	W. (Min.) - '22
10	Anthony Schwartz	WR	6-0	186	9/5/00	22	2	Auburn	Pembroke Pines, Fla.	D3 - '21
11	Donovan Peoples-Jones	WR	6-2	204	2/19/99	23	3	Michigan	Detroit, Mich.	D6 - '20
12	Michael Woods II	WR	6-1	204	3/19/00	22	R	Oklahoma	Magnolia, Texas	D6 - '22
13	Corey Bojorquez	P	6-0	217	9/13/96	25	5	New Mexico	Bellflower, Calif.	UFA (G.B.) - '22
15	Joshua Dobbs	QB	6-3	220	1/26/95	27	6	Tennessee	Alpharetta, Ga.	UFA (Pit.) - '22
18	David Bell	WR	6-1	212	12/14/00	21	R	Purdue	Indianapolis, Ind.	D3c - '22
20	Greg Newsome II	CB	6-0	192	5/18/00	22	2	Northwestern	Chicago, Ill.	D1 - '21
21	Denzel Ward	CB	5-11	190	4/28/97	25	5	Ohio State	Macedonia, Ohio	D1b - '18
22	Grant Delpit	S	6-3	208	9/20/98	23	3	Louisiana State	Houston, Texas	D2 - '20
23	Martin Emerson Jr.	CB	6-2	201	9/27/00	21	R	Mississippi State	Pensacola, Fla.	D3a - '22
24	Nick Chubb	RB	5-11	227	12/27/95	26	5	Georgia	Cedartown, Ga.	D2b - '18
25	Demetric Felton Jr.	RB	5-9	190	7/16/98	24	2	UCLA	Memphis, Ten.	D6 - '21
26	Greedy Williams	CB	6-2	185	12/3/97	24	4	Louisiana State	Shreveport, La.	D2 - '19
27	Kareem Hunt	RB	5-11	216	8/6/95	27	6	Toledo	Willoughby, Ohio	FA - '19
28	Jemiah Owsu-Karamoah	LB	6-2	221	11/4/99	22	2	Notre Dame	Hampton, Va.	D2 - '21
30	D'Ernest Johnson	RB	5-10	208	2/27/96	26	4	South Florida	Immokalee, Fla.	FA - '19
33	Ronnie Harrison Jr.	S	6-3	214	4/18/97	25	5	Alabama	Tallahassee, Fla.	Tr. (Jax.) - '20
34	Jerome Ford	RB	5-10	210	9/12/99	22	R	Cincinnati	Tampa, Fla.	D5 - '22
37	D'Anthony Bell	S	6-1	211	10/17/96	25	R	West Florida	Covington, Ga.	FA - '22
38	A.J. Green	CB	6-2	198	6/9/98	24	2	Oklahoma State	DeSoto, Texas	FA - '21
39	Richard LeCounte III	S	5-11	196	9/11/98	24	2	Georgia	Riceboro, Ga.	D5b - '21
42	Tony Fields II	LB	6-0	222	6/18/99	23	2	West Virginia	Las Vegas, Nev.	D5a - '21
43	John Johnson III	S	6-1	208	12/19/95	26	6	Boston College	Hyattsville, Md.	UFA (LAR) - '21
44	Sione Takitaki	LB	6-1	238	6/8/95	27	4	Brigham Young	Fontana, Calif.	D3 - '19
47	Charley Hughlett	LS	6-4	248	5/16/90	32	8	Central Florida	Tampa, Fla.	FA - '14
50	Jacob Phillips	LB	6-3	228	4/1/99	23	3	Louisiana State	Nashville, Tenn.	D3b - '20
55	Ethan Pocic	C	6-6	320	8/5/95	27	6	Louisiana State	Lemont, Ill.	UFA (Sea.) - '22
58	Isaiah Thomas	DE	6-5	266	12/3/98	23	R	Oklahoma	Tulsa, Okla.	D7a - '22
59	Joe Haeg	T	6-6	304	3/11/93	29	7	North Dakota State	Lake Shore, Minn.	FA - '22
66	James Hudson III	T	6-5	313	5/13/99	23	2	Cincinnati	Toledo, Ohio	D4a - '21
68	Michael Dunn	G	6-5	315	8/28/94	28	3	Maryland	Bethesda, Md.	FA - '20
69	Chase Winovich	DE	6-3	251	4/19/95	27	4	Michigan	Jefferson Hills, Pa.	Tr. (N.E.) - '22
71	Jedrick Wills Jr.	T	6-4	307	5/17/99	23	3	Alabama	Lexington, Ky.	D1 - '20
72	Hjalte Froholdt	G	6-5	310	8/20/96	26	4	Arkansas	Svendborg, Denmark	FA - '22
74	Chris Hubbard	T	6-4	295	4/23/91	31	9	UAB	Columbus, Ga.	UFA (Pit.) - '18
75	Joel Bitonio	G	6-4	320	10/11/91	30	9	Nevada	Long Beach, Calif.	D2 - '14
77	Wyatt Teller	G	6-4	315	11/21/94	27	5	Virginia Tech	Bealeton, Va.	Tr. (Buf.) - '19
78	Jack Conklin	T	6-6	308	8/17/94	28	7	Michigan State	Plainwell, Mich.	UFA (Ten.) - '20
81	Jesse James	TE	6-7	247	6/4/94	28	8	Penn State	Glassport, Penn.	FA - '22
85	David Njoku	TE	6-4	246	7/10/96	26	6	Miami (Fla.)	Cedar Grove, N.J.	D1c - '17
88	Harrison Bryant	TE	6-5	230	4/23/98	24	3	Florida Atlantic	Gray, Ga.	D4 - '20
90	Jadeveon Clowney	DE	6-5	255	2/14/93	29	9	South Carolina	Rock Hill, S.C.	UFA (Ten.) - '21
93	Tommy Togiai	DT	6-2	296	9/19/99	22	2	Ohio State	Pocatello, Idaho	D4b - '21
94	Alex Wright	DE	6-5	267	9/5/00	22	R	UAB	Elba, Ala.	D3b - '22
95	Myles Garrett	DE	6-4	272	12/29/95	26	6	Texas A&M	Arlington, Texas	D1a - '17
96	Jordan Elliott	DT	6-4	303	11/23/97	24	3	Missouri	Missouri City, Texas	D3a - '20
97	Perrion Winfrey	DT	6-4	290	8/15/00	22	R	Oklahoma	Maywood, Ill.	D4a - '22
99	Taven Bryan	DT	6-5	291	3/11/96	26	5	Florida	Casper, Wyo.	UFA (Jac.) - '22

* AGES AS OF REGULAR-SEASON OPENER (9/11/22) AND ROSTERS AS OF 9/6/22

DAKOTA ALLEN

LINEBACKER

STAFF

PLAYERS

2021 SEASON

HISTORY

RECORDS

GAME DAY

HEIGHT 6-1
WEIGHT 232
SCHOOL Texas Tech
BORN 11/2/1995
ACQUIRED FA -'22
EXPERIENCE 4

CAREER TRANSACTIONS

Drafted by the Los Angeles Rams in the 7th round (251st overall) of the 2019 NFL Draft... Waived by the Rams on Aug. 31, 2019...Signed to the Rams' practice squad on Sept. 1, 2019...Signed to the Oakland Raiders' active roster on Sept. 24, 2019...Waived by the Raiders on Oct. 30, 2019...Signed to the Rams' practice squad on Nov. 4, 2019...Signed to the Jacksonville Jaguars' active roster on Dec. 10, 2019...Signed by the Cleveland Browns as a free agent on June 21, 2022.

KEY NOTES

- Appeared in 32 career games with three starts from 2019-21, totaling 19 tackles and a forced fumble.
- Notched five tackles and a forced fumble in 14 games with one start in 2021.
- Tallied a career-high seven tackles against the Houston Texans on Oct. 11, 2020.
- Amassed 379 total tackles in 36 games played at Texas Tech and East Mississippi Community College.

PERSONAL

- Native of Humble, Texas and attended Summer Creek High School.
- Father, Keith Allen, played collegiate football as a running back at the University of Texas.
- Was featured on the Netflix documentary "Last Chance U" while at EMCC in 2016.

ALLEN'S CAREER STATISTICS

Year	Team	TACKLES										INTERCEPTIONS					FUMBLES		
		GP	GS	Tot	So	As	Sk	Yds	Int	Yds	Lg	TD	PD	FF	FR	Yds			
2019	SEA	2	0	0	0	0	0	0.0	0.0	0	0	0	0	0	0	0	0	0	
2020	JAX	13	2	14	9	5	0.0	0.0	0	0	0	0	0	0	0	0	0	0	
2021	SEA	17	1	5	1	4	0.0	0.0	0	0	0	0	0	0	0	0	1	0	
NFL Totals		32	3	19	10	9	0.0	0.0	0	0	0	0	0	0	0	0	1	0	

SINGLE GAME HIGHS & CAREER MILESTONES: TACKLES - 7, at Hou, 10/11/20; INTERCEPTIONS: None; Yards - None; Long - None; TDs - None; FUMBLES: Forced - 1 vs. Min, 10/12/21; Recovered - None; Passes defensed: None; Sacks - None; NFL debut: vs. CHI, 10/6/19; First NFL start: at Hou, 10/11/20; First NFL sack: None; First NFL interception: None; Last NFL interception: None.

ALLEN'S GAME-BY-GAME STATISTICS

2021 JACKSONVILLE																
Date	Opp	TACKLES							INTERCEPTIONS					FUMBLES		
		GP	GS	Tot	So	As	Sk	Yds	Int	Yds	Lg	TD	PD	FF	FR	
8/25	at Hou-L	1	0	0	0	0	0	0.0	0	0	0	0	0	0	0	0
9/13	Den-L	1	0	0	0	0	0	0.0	0	0	0	0	0	0	0	0
9/20	AHL-L	1	0	0	0	0	0	0.0	0	0	0	0	0	0	0	0
9/27	at Cle-L	1	0	0	0	0	0	0.0	0	0	0	0	0	0	0	0
10/01	Ten-L	1	1	0	1	0	0.0	0	0	0	0	0	0	0	0	0
10/17	Min-W	1	WLB	3	1	2	0	0.0	0	0	0	0	0	0	1	0
10/24	at Den-L	1	0	0	0	0	0	0.0	0	0	0	0	0	0	0	0
11/7	Buf-W	1	0	0	0	0	0	0.0	0	0	0	0	0	0	0	0
10/24	at GB-L	1	0	0	0	0	0	0.0	0	0	0	0	0	0	0	0
11/21	SEA-L	1	0	0	0	0	0	0.0	0	0	0	0	0	0	0	0
12/15	at LAR-L	1	0	0	0	0	0	0.0	0	0	0	0	0	0	0	0
12/19	at Ten-L	1	0	0	0	0	0	0.0	0	0	0	0	0	0	0	0
12/19	Hou-L	1	0	0	0	0	0	0.0	0	0	0	0	0	0	0	0
12/26	at MIN-L	1	0	0	0	0	0	0.0	0	0	0	0	0	0	0	0
1/2	at NE-L	1	0	0	0	0	0	0.0	0	0	0	0	0	0	0	0
1/8	End-W	1	0	0	0	0	0	0.0	0	0	0	0	0	0	0	0
2021 Totals		14	0	5	1	4	0.0	0.0	0	0	0	0	0	0	1	0

2020 JACKSONVILLE																
Date	Opp	TACKLES							INTERCEPTIONS					FUMBLES		
		GP	GS	Tot	So	As	Sk	Yds	Int	Yds	Lg	TD	PD	FF	FR	
8/23	End-W	1	0	0	0	0	0	0.0	0	0	0	0	0	0	0	0
9/20	at Ten-L	1	0	0	0	0	0	0.0	0	0	0	0	0	0	0	0
9/24	Min-L	1	0	0	0	0	0	0.0	0	0	0	0	0	0	0	0
10/4	at Cle-L	1	5	2	3	0	0.0	0	0	0	0	0	0	0	0	0
10/11	at Hou-L	1	WLB	7	5	2	0	0.0	0	0	0	0	0	0	0	0
10/18	Den-L	1	0	0	0	0	0	0.0	0	0	0	0	0	0	0	0
10/25	at LAR-L	1	WLB	2	2	0	0	0.0	0	0	0	0	0	0	0	0
11/8	Hou-L	1	0	0	0	0	0	0.0	0	0	0	0	0	0	0	0
11/15	at GB-L	1	0	0	0	0	0	0.0	0	0	0	0	0	0	0	0
11/22	AHL-L	1	0	0	0	0	0	0.0	0	0	0	0	0	0	0	0
11/29	Cle-L	1	0	0	0	0	0	0.0	0	0	0	0	0	0	0	0
12/6	at Min-L	1	0	0	0	0	0	0.0	0	0	0	0	0	0	0	0
12/13	Rep-L	1	0	0	0	0	0	0.0	0	0	0	0	0	0	0	0
12/20	at Bal-L	1	0	0	0	0	0	0.0	0	0	0	0	0	0	0	0
12/27	Chi-L	1	0	0	0	0	0	0.0	0	0	0	0	0	0	0	0
1/2	at Den-L	1	0	0	0	0	0	0.0	0	0	0	0	0	0	0	0
2020 Totals		19	2	14	9	5	0.0	0.0	0	0	0	0	0	0	0	0

2019 OAKLAND																
Date	Opp	TACKLES							INTERCEPTIONS					FUMBLES		
		GP	GS	Tot	So	As	Sk	Yds	Int	Yds	Lg	TD	PD	FF	FR	
8/9	Den-W	1	0	0	0	0	0	0.0	0	0	0	0	0	0	0	0
9/15	HOU-L	1	0	0	0	0	0	0.0	0	0	0	0	0	0	0	0
9/22	at Min-L	1	0	0	0	0	0	0.0	0	0	0	0	0	0	0	0
9/29	at End-W	1	0	0	0	0	0	0.0	0	0	0	0	0	0	0	0
10/6	CHI-W	1	0	0	0	0	0	0.0	0	0	0	0	0	0	0	0
10/20	at GB-L	1	0	0	0	0	0	0.0	0	0	0	0	0	0	0	0
10/27	at Min-L	1	0	0	0	0	0	0.0	0	0	0	0	0	0	0	0
2019 Totals		9	0	0	0	0	0.0	0.0	0	0	0	0	0	0	0	0

2018 JACKSONVILLE																
Date	Opp	TACKLES							INTERCEPTIONS					FUMBLES		
		GP	GS	Tot	So	As	Sk	Yds	Int	Yds	Lg	TD	PD	FF	FR	
11/17	at End-L	1	0	0	0	0	0	0.0	0	0	0	0	0	0	0	0
12/6	at Ten-L	1	0	0	0	0	0	0.0	0	0	0	0	0	0	0	0
12/13	TEN-L	1	0	0	0	0	0	0.0	0	0	0	0	0	0	0	0
12/20	LAC-L	1	0	0	0	0	0	0.0	0	0	0	0	0	0	0	0
12/25	at Cle-W	1	0	0	0	0	0	0.0	0	0	0	0	0	0	0	0
12/29	at AHL-L	1	0	0	0	0	0	0.0	0	0	0	0	0	0	0	0
12/29	End-W	1	0	0	0	0	0	0.0	0	0	0	0	0	0	0	0
2018 Totals		8	0	0	0	0	0.0	0.0	0	0	0	0	0	0	0	0



HEIGHT 6-4
WEIGHT 320
SCHOOL Nevada
BORN 10/11/91
ACQUIRED D2 - '14
EXPERIENCE 9

CAREER TRANSACTIONS

Originally drafted by Cleveland in the second round (35th overall) of the 2014 NFL Draft.

AWARDS/HONORS

- Four-time (2018-21) Pro Bowl selection, becoming the first Browns guard to be named to four consecutive Pro Bowls since Pro Football Hall of Famer Gene Hickerson made six straight from 1966-71.
- Named to the All-Pro team each of the past four seasons, including first team honors in 2021.
- Selected to 2020 and 2021 PFWA All-NFL teams. Voted to the 2014 PFWA All-AFC team, the only offensive rookie on the team. Also named to PFWA All-Rookie team in 2014.
- Sporting News All-Pro Team honoree in 2020 and 2021.
- Named Browns 2018 Art Rooney Sportsmanship Award winner.
- Three-time (2017-18, 2021) winner of the PFWA Dino Lucarelli Good Guy award, the only player to win the award three times.

KEY NOTES

- Longest-tenured member of the Browns.
- Hasn't missed an offensive snap since the start of the 2017 season, including starting two games at left tackle in 2021, due to injuries and COVID-19.
- Signed a three-year contract extension with the Browns during the 2021 season that carries through 2025.
- His 112 starts are the second-most by a Brown (Joe Thomas, 167) since the team returned in 1999.
- Helped the Browns lead the NFL in rushing average in 2021 with a 5.09 mark, the highest average by a Browns team since 1966. The offensive line opened holes for

RB Nick Chubb, who finished second in the league in rushing yards.

- Paved the way for the Browns to finish 2020 third in the NFL in rush yards (2,374) and fifth in yards per carry (4.80 avg.). Helped the Browns record four games with at least 200 rushing yards, their most in a season since 1978. Opened holes for Nick Chubb who became the first Browns RB to amass 1,000 rushing yards in back-to-back seasons (2019-20) since Jamal Lewis (2007-08).
- Helped Chubb (1,067) and Kareem Hunt (841) become the only pair of teammates to each record 840-plus rushing yards in 2020, highlighted in a win against Houston on Nov. 15, when Chubb (126) and Hunt (104) became the first Browns to each record 100 yards rushing in the same game since 1966.
- Opened holes for Nick Chubb, who finished second in the NFL in 2019 with 1,494 rushing yards, the fourth most by a Brown in a season.
- Protected Baker Mayfield, who set an NFL rookie record with 27 touchdown passes in 2018 and became just the second Browns QB to pass for 3,000 yards in three consecutive seasons (2018-20).
- Recorded first career special teams tackle on Nov. 23, 2014, making a downfield tackle on Devin Hester following a missed field goal to save a potential return touchdown in a 26-24 win at Atlanta.
- Had the unique experience of playing left guard in between 10-time Pro Bowl left tackle Joe Thomas and seven-time Pro Bowl center Alex Mack his first two seasons.

PERSONAL

- Last name is pronounced buh-TONE-ee-oh.
- Married, Courtney, and the couple have a daughter, Zoey, and a son, Benjamin.
- Late father, Mike, was a mixed martial arts bareknuckle fighter in the early 1990's.
- Attended Woodrow Wilson Classical High School in Long Beach, Calif. Was inducted in the school's athletic hall of fame in 2015.

- Enjoys cooking and hosted a segment on Browns television where he visited Cleveland-area restaurants, interacted with celebrity chefs and participated in cooking challenges.
- Majored in economics at Nevada.

BEYOND FOOTBALL

- Hosts an annual “Shop with a Pro” event, where he provides gift cards and new shoes during the holiday season for 30 children from City of Cleveland Recreation Centers.
- One of the most active Browns in the community, participating in numerous opportunities in the Cleveland area, including stuffing USO care packages and deployment bags for service members,

visiting elementary schools, participating in hospital visits and supporting the Greater Cleveland Food Bank.

- Wore cleats in support of his father via the American Heart Association for My Cause, My Cleats.
- Named the American Legion Man of the Year in 2015.

BITONIO'S CAREER STATISTICS

Year	Team	GP	GS
2014	Cle	16	16
2015	Cle	10	10
2016	Cle	9	9
2017	Cle	16	16
2018	Cle	18	18
2019	Cle	18	18
2020	Cle	16	16
2021	Cle	17	17
NFL totals		112	112

PLAYOFFS		GP	GS
Year	Team		
2020	Cle	1	1
NFL totals		1	1

CAREER MILESTONES: NFL debut: at Pitt., 9/7/14. First NFL start: at Pitt., 9/7/14.

SHAW HIGH SCHOOL FIELD PROJECT

The Cleveland Browns began the process of installing a high-quality synthetic turf field on Day Two of the 2021 NFL Draft, April 30, 2021. This is the 10th field that the Haslam and Johnson families and “Browns Give Back” have installed in Northeast Ohio since the field initiative launched five years ago. Browns Managing and Principal Partners Dee and Jimmy Haslam were front and center for the event with NFL Commissioner Roger Goodell. NFL Network’s Chris Rose, a Cleveland native, moderated the ceremony. Ohio State Senator, Kenny Yuko and Whitney Haslam Johnson, who is part of Haslam Sports Group’s family ownership, spoke as well. Dr. Henry Pettigrew, Superintendent of the East Cleveland School District and Melran Leach, Community Development Department Director of East Cleveland, were present and spoke on behalf of the community.

“It’s so important to do things for our kids and have an opportunity for each of us to help one another and have an impact,” Goodell said. “When we come to the draft in each city, one of the things we really try to do is make an impact and leave a legacy. That’s what we’re here today to do and to support the Cleveland Browns foundation and the Haslam family.”



2018, BUFFALO

Date	Opp	G	No	Blk	Yds	Gross Avg	Lg	TD	In 20	Ret	Ret Yds	Net Yds	Net Avg
9/8 at	Del-L	1	8	0	307	48.6	58	0	3	8	343	42.9	
9/16	LAC-L	1	5	0	223	44.6	54	1	2	3	17	186	37.2
9/23 at	Mia-W	1	8	0	258	43.2	59	0	5	1	0	258	43.2
9/29 at	SD-L	1	8	0	348	43.5	53	0	4	5	20	328	41.0
10/7	Ten-W	1	4	0	175	43.8	48	1	1	2	28	148	29.0
10/14 at	Hou-L	1	5	1	243	48.6	60	0	2	3	7	236	39.3
10/21 at	Ind-L	1	4	0	185	46.3	51	0	3	0	0	185	46.3
10/29	NE-L	1	5	0	188	39.6	53	2	2	0	0	158	31.6
11/4	Chi-L												
11/11 at	WV-W												
11/25	Jax-W												
12/2 at	Mia-L												
12/9	WV-L												
12/16	Det-W												
12/23 at	NE-L												
12/30	Mia-W												
2018 totals		8	48	1	2,029	45.1	60	4	22	20	137	1,611	38.4

THE BROWNS AND HEISMAN WINNERS

The Browns have had 10 Heisman Trophy winners on the team and one serve as an assistant coach.

Players	College	Heisman Year	Year(s) with Browns
Baker Mayfield	Oklahoma	2017	2018-21
Robert Griffin III	Baylor	2011	2016
Johnny Manziel	Texas A&M	2012	2014-15
Rashaan Salaam	Colorado	1994	1999
Ty Detmer	BYU	1990	1999
Vinny Testaverde	Miami (Fla.)	1986	1993-95
Charles White	USC	1979	1980-82, 1984
Ernie Davis	Syracuse	1961	1962*
Howard Cassady	Ohio State	1955	1962
Les Horvath	Ohio State	1944	1949
Coaches			
John David Crow	Texas A&M	1957	1972-73

*RB Ernie Davis won the 1961 Heisman Trophy and was the top pick in the 1962 draft. He was acquired by the Browns in a trade with the Washington Redskins. Tragically, Davis passed away two years later from leukemia and never played a professional game. His jersey No. 45 is retired by the Browns.



JACOBY BRISSETT



QUARTERBACK

HEIGHT 6-4
WEIGHT 235
SCHOOL N.C. State
BORN 12/11/1992
ACQUIRED UFA (Mia.) - '22
EXPERIENCE 7

CAREER TRANSACTIONS

Selected by the New England Patriots in the third round (91st overall) of the 2016 NFL Draft...Traded to the Indianapolis Colts for WR Phillip Dorsett on Sept. 2, 2017...Signed by the Miami Dolphins as an unrestricted free agent on March 17, 2021...Signed by the Cleveland Browns as an unrestricted free agent on March 25, 2022.

AWARDS/HONORS

- Named Colts Walter Payton Man of the Year in 2020.
- AFC Offensive Player of the Week for Week 6 in 2019.

KEY NOTES

- Started 37 career games during time with the Patriots (two), Colts (30) and Dolphins (five).
- Registered career highs in passing yards (326) and passing touchdowns (four) against Houston on Oct. 20, 2019.
- Inactive for Patriots Super Bowl LI win.
- Spent two years at Florida before finishing collegiate career at N.C. State.

PERSONAL

- Attended Dwyer High School in Palm Beach Gardens, Fla. Led Dwyer to the school's first state championship. Also a standout basketball player, helping the school to a state title.
- Inducted into the Palm Beach County Hall of Fame.
- Majored in communications at N.C. State.

BEYOND FOOTBALL

- During the 2020 offseason, he organized a community bicycle ride in his hometown to create unity and open community dialogue

with local law enforcement. The "Start the Cycle" event had more than 300 bicycles, 200 backpacks and 400 meals distributed to children in need. The event has continued to take place since.

- Advocate for the importance of every citizen's right to vote. His efforts resulted in 100 percent of the Colts team and coaching staff registering to vote for the 2020 elections. Also handed out shirts at Lucas Oil Stadium on Election Day.

BRISSETT'S CAREER STATISTICS

PASSING														
Year	Team	GP	GS	Att	Cmp	Pct	Yds	Yds/Att	TD	Int	Lg	Sk	WkLst	Rating
2016	NE	3	2	56	34	61.8	400	7.0	0	0	56	6	48	83.9
2017	Ind	18	15	469	276	59.0	3,059	6.5	13	7	60+	52	305	81.7
2018	Ind	4	0	4	2	50.0	2	0.5	0	0	4	0	0	56.3
2019	Ind	15	15	447	279	62.9	2,942	6.6	18	6	50	27	159	88.0
2020	Ind	11	0	0	0	0	0	0	0	0	0	0	0	59.8
2021	Mia	11	5	295	141	47.8	1,283	4.3	5	4	52	19	152	78.1
NFL totals		60	37	1,608	767	60.2	7,742	6.4	38	17	60+	108	657	83

RUSHING													
Year	Team	GP	GS	No	Yds	Avg	Lg	TD					
2016	NE	3	2	18	89	5.2	27	1					
2017	Ind	18	15	63	280	4.1	25	4					
2018	Ind	4	0	7	-7	-1	-1	0					
2019	Ind	15	15	56	329	4.1	24	4					
2020	Ind	11	0	0	0	0	0	0					
2021	Mia	11	5	19	70	3.7	19	7					
NFL totals		60	37	170	659	3.7	27	13					

PLAYOFFS

PASSING														
Year	Team	GP	GS	Att	Cmp	Pct	Yds	Yds/Att	TD	Int	Lg	Sk	WkLst	Rating
2020	Ind	1	0	0	0	0	0	0	0	0	0	0	0	0

RUSHING													
Year	Team	GP	GS	No	Yds	Avg	Lg	TD					
2020	Ind	0	0	0	0	0	0	0					

ADDITIONAL STATISTICS: Career record as starting QB: 14-23 (59%). Career postseason record as starting QB: 0-1 (0%). 390-yard passing games: 5 (134, vs SF, 10/07/1908, at Hou, 11/05/1910, at Hou, 10/20/1916, vs Hou, 10/20/1916, vs Ten, 10/20/19, FIMBLE, 04/10/21).

SINGLE GAME HIGHS & CAREER MULTIPLES: PASSING: Attempts - 61, vs at Det., 09/20/16. Completions - 38, vs at Hou, 10/20/19. Long - 60+, at Hou, 11/05/19. DB Rating - 158.7, vs Hou, 10/20/19. Interceptions - 2, twice: last vs Hou, 11/07/19. RUSHING: Attempts - 8, twice: last vs SF, 10/07/19. Yards - 48, vs Hou, 09/27/16. Long - 27+, vs Hou, 09/27/16. TDs - 2, twice: last vs Ten, 11/05/19. NFL debut vs Mia, 9/10/16. First NFL start vs Hou, 09/20/16.

BRISSETT'S GAME-BY-GAME STATISTICS

2021 MIAMI															
PASSING															
Date	Opp	GP	GS	Att	Cmp	Pct	Yds	TD	INT	Lg	Sk	Rtn	Att	Yds	TD
9/19	Buf-L	1	1	40	24	60.0	80	0	1	18	4	53.3	4	8	0
9/26	at LVA-L	1	0B	48	32	67.0	215	0	0	27	2	74.8	7	37	1
10/3	Ind-L	1	0B	30	20	66.7	159	0	2	42	3	107.5	3	8	0
10/10	at TB-L	1	0B	38	27	71.1	275	0	2	1	24	3	85.8	0	0
10/17	at Jax-L	1	1	1	1	100.0	0	0	25	0	118.0	0	0	0	0
10/24	at IND-L	1	0	0	0	0	0	0	0	0	0	0	0	0	0
10/31	at Buf-L	1	0	0	0	0	0	0	0	0	0	0	0	0	0
11/7	Hou-W	1	0B	43	28	65.1	315	1	2	21	4	64.5	1	7	0
11/13	at Nev-W	1	0B	23	11	47.8	47.8	0	0	52	29	70.2	1	4	0
11/21	at NYJ-W	1	0B	29	11	37.9	111	0	0	0	0	0	0	0	0
11/28	Car-W	1	0B	0	0	0	0	0	0	0	0	0	0	0	0
12/5	IND-W	1	0	0	0	0	0	0	0	0	0	0	0	0	0
12/19	NYJ-W	1	0	0	0	0	0	0	0	0	0	0	0	0	0
12/27	at ND-W	1	0	0	0	0	0	0	0	0	0	0	0	0	0
1/2	at Ten-L	1	0	0	0	0	0	0	0	0	0	0	0	0	0
1/8	NEW-W	1	0	0	0	0	0	0	0	0	0	0	0	0	0
2021 totals		11	5	329	141	42.9	62.7	6	4	52	19	78.1	19	70	1

2020, INDIANAPOLIS

Date	Opp	PASSING							RUSHING						
		GP	GS	Att	Cmp	Yds	Pct	TO	INT	LG	SK	Rtg	Att	Yds	TO
9/13	at Jax-L	1	0	0	0	0	0	0	0	0	1	-	0	0	0
9/20	Mia-W														
9/27	NYG-W	1	0	4	2	17	50	0	0	12	0	61.5	2	0	0
10/4	at Chi-W														
10/11	at Cle-L														
10/19	at Cin-W														
11/1	at Det-W														
11/8	Buf-L	1	1	0	0	0	0	0	0	29.6	0	0	0	0	0
11/22	at Ten-W	1	0	0	0	0	0	0	0	0	0	1	2	3	
11/22	GB-W	1	0	0	0	0	0	0	0	0	0	-	2	9	
11/29	Ten-L	1	2	0	0	0	0	0	0	29.6	4	9	2		
12/6	at Hou-W	1	0	0	0	0	0	0	0	0	0	2	1	0	
12/13	at LV-W	1	0	0	0	0	0	0	0	0	0	-	2	-	
12/20	Hou-W	1	1	0	0	0	0	0	0	29.6	1	2	0		
12/27	at Phl-L	1	0	0	0	0	0	0	0	0	0	1	1	0	
1/3	Jax-W	1	0	0	0	0	0	0	0	0	0	-	2	3	
2020 totals		11	0	0	2	17	25	0	0	13	2	29.6	17	19	5
1/3	at Buf-L	1	0	0	0	0	0	0	0	0	0	0	0	0	0
2-AFC Wild Card															

2019, INDIANAPOLIS

Date	Opp	PASSING							RUSHING						
		GP	GS	Att	Cmp	Yds	Pct	TO	INT	LG	SK	Rtg	Att	Yds	TO
9/8	at LAC-L	1	0	27	21	180	77.8	2	0	25	2	100.7	3	9	0
9/15	at Ten-W	1	0	29	17	146	60.7	3	1	19	3	95.2	7	25	0
9/22	Akron	1	0	27	20	200	75.7	2	0	25	1	101.1	3	4	0
9/29	Oak-L	1	0	48	24	295	52.3	3	1	48	0	82.2	5	19	0
10/6	at KC-W	1	0	29	18	151	62.1	0	1	18	0	91.1	6	9	1
10/20	Hou-W	1	0	29	20	229	69.7	4	0	34	1	128.7	5	6	0
10/27	Den-W	1	0	25	15	202	60	0	0	35	4	85.8	6	24	0
11/3	at Phl-L	1	0	5	4	59	80	0	0	27	1	115.8	2	4	0
11/10	Mia-L	0	0												
11/17	Jax-W	1	0	24	15	148	62.5	1	1	31	3	78.4	2	12	1
11/24	Hou-L	1	0	25	16	129	64	0	0	34	1	76.9	4	20	1
12/1	Ten-L	1	0	40	25	319	62.5	1	2	29	3	74.9	1	-	0
12/8	at TB-L	1	0	38	19	251	55.8	2	0	50	1	93.6	4	26	0
12/16	at NYJ-L	1	0	34	18	165	52.9	0	0	24	1	69.4	1	7	0
12/22	Car-W	1	0	27	14	110	51.9	0	0	21	3	69.7	3	27	1
12/29	at Jax-L	1	0	25	12	162	48	0	0	33	3	69.1	4	17	0
2019 totals		15	15	447	272	2942	60.8	18	6	50	27	80.0	56	209	4

2018, INDIANAPOLIS

Date	Opp	PASSING							RUSHING						
		GP	GS	Att	Cmp	Yds	Pct	TO	INT	LG	SK	Rtg	Att	Yds	TO
9/9	Cin-L														
9/16	at Was-W														
9/23	at Phl-L	1	1	0	0	0	0	0	0	29.6	0	0	0	0	
9/30	Hou-L														
10/4	at NE-L														
10/14	at NYJ-L														
10/21	Buf-W	1	0	0	0	0	0	0	0	0	0	-			
10/28	at Oak-W														
11/11	Jax-W														
11/18	Ten-W	1	2	2	1	2	50	0	0	-	0	58.3	4	-	
11/25	Mia-W	1	1	1	1	4	100	0	0	4	0	82.3	3	-	
12/2	at Jax-L														
12/9	at Hou-W														
12/16	Oak-W														
12/23	NYG-W														
12/30	at Ten-W														
2018 totals		4	0	4	2	2	50	0	0	4	0	66.3	7	-	
1/5	at Hou-W														
1/22	at KC-L														
2-AFC Wild Card															
2-AFC Divisional Round															

2017, INDIANAPOLIS

Date	Opp	PASSING							RUSHING						
		GP	GS	Att	Cmp	Yds	Pct	TO	INT	LG	SK	Rtg	Att	Yds	TO
9/10	at SF-L	1	0	35	17	130	48.6	0	2	22	2	36.2	3	10	
9/17	San-W	1	0	30	18	239	60	0	0	43	3	85.3	3	5	
9/24	at Chi-W	1	0	26	14	190	53.8	2	1	44	1	87	2	1	
10/2	at Ari-W	1	0	30	18	268	60	2	0	65	2	111.3	3	14	
10/9	Buf-L	1	0	21	22	271	87.7	0	2	21	4	89.1	0	0	
10/16	at Det-L	1	0	32	27	321	84.4	3	1	47	1	126.7	3	7	
10/23	NYG-L	1	0	33	20	201	60.4	1	4	48	3	50.1	1	3	
11/5	Car-L	1	0	45	27	296	59.7	1	1	21	4	76	0	0	
11/13	at NYJ-W	1	0	30	17	185	56.7	0	0	46	3	72.2	5	11	
11/20	Mia-L														
11/27	at NE-L														
12/4	at NE-L														
12/11	Ari-L														
12/18	at Cle-L	1	0	5	2	55	40	0	0	16	0	63.2	0	0	
12/24	SF-L														
1/1	Ari-L														
2017 totals		10	0	322	188	2201	63.9	0	11	63	23	78.4	20	51	

2016, NEW ENGLAND

Date	Opp	PASSING							RUSHING						
		GP	GS	Att	Cmp	Yds	Pct	TO	INT	LG	SK	Rtg	Att	Yds	TO
9/11	at Ari-W														
9/18	Mia-W	1	1	9	6	92	66.7	0	0	37	2	100.2	4	12	
9/22	Hou-W	1	0	18	11	103	57.8	0	0	27	1	72.9	6	48	
10/2	Buf-L	1	0	27	17	205	63	0	0	58	3	86.2	4	23	
10/9	at Cle-W														
10/16	Cin-W														
10/23	at Phl-W														
10/30	Buf-W														
11/6	at SEA-L														
11/20	at SF-W														
11/27	at NYJ-W														
12/4	LAR-W														
12/21	at Bal-W														
12/18	at Den-W														
12/24	at NYJ-W														
1/1	at Mia-W														
2016 totals		3	2	55	34	418	60.0	0	0	58	6	83.6	1	23	
1/8	Hou-W														
1/22	Phl-W														
2/5	at Ari-W														
2-AFC Championship															
2-AFC Divisional Round															
2-Super Bowl															

BE THE SOLUTION

Executive Vice President of Football Operations and General Manager Andrew Berry sparked the #BeTheSolution campaign to emphasize education and encourage others to implement action for ending social and racial injustice practices. Berry created the challenge internally through the Browns organization and shifted towards challenging fans, players, sponsors, and members of the media. Berry donated \$8,460 to the NAACP Legal Defense Fund for efforts after at least 50 employees completed one of the following in honor of George Floyd, Breonna Taylor, Ahmaud Arbery and many more who tragically lost their lives:

1. Spend at least 8 minutes and 46 seconds (in honor of Floyd) on one of a number of educational or dialogue items provided in the email and submit a short written or video reflection on what they learned or will do moving forward
2. Sign up for any social activism initiative
3. Donate anything to a social activism cause

HARRISON BRYANT

TIGHT END

HEIGHT 6-5
WEIGHT 230
SCHOOL Florida Atlantic
BORN 4/23/1998
ACQUIRED 04 - '20
EXPERIENCE 3

CAREER TRANSACTIONS

Originally drafted by the Cleveland Browns in the fourth round (115th overall) of the 2020 NFL Draft.

AWARDS/HONORS

- Named to PFWA's 2020 NFL All-Rookie team.
- Browns' 2020 Maurice Bassett Award winner for standout training camp performance by a rookie.

KEY NOTES

- Along with TEs Austin Hooper and David Njoku, helped the Browns be the only team in 2021 to have three TEs with at least three TDs.
- Led all NFL rookie tight ends with three receiving touchdowns in 2020.
- Set a career-high with two receiving touchdowns at Cincinnati on Oct. 25, 2020.
- Honored with the 2020 John Mackey Award, as the nation's most outstanding tight end (only 6-5 winner in the awards' history). Earned unanimous All-America status at Florida Atlantic. Tallied 148 career receptions, 2,137 yards and 16 touchdowns in his four years at FAU.
- Became the second FAU tight end to be drafted along with for Brown Rob Housler, who was taken in the third round by the Arizona Cardinals in 2011.

PERSONAL

- Native of Macon, Ga. and attended John Milledge Academy in Milledgeville, Ga.
- Majored in health administration.
- Three-sport athlete (football, basketball and baseball) in high school.

BEYOND FOOTBALL

- Wore "Stop Hate" as a helmet decal throughout the 2020 season to support the NFL's social justice initiatives.

BRYANT'S CAREER STATISTICS

RECEIVING													RUSHING			
Year	Team	GP	GS	No	Yds	Avg	LG	TD	Att	Yds	Avg	Lg	TD			
2020	Cle	15	4	24	238	9.9	26	2	0	0	-	-	0			
2021	Cle	16	9	21	233	11.1	40	3	0	0	-	-	0			
NFL Totals		31	12	45	471	10.5	41	6	0	0	-	-	0			

PLAYOFFS

RECEIVING													RUSHING			
Year	Team	GP	GS	No	Yds	Avg	LG	TD	Att	Yds	Avg	Lg	TD			
2020	Cle	2	1	0	0	-	-	0	0	0	-	-	0			

ADDITIONAL STATISTICS: Special teams tackles - 2 in 2021, Fumbles - 2 (2 lost).

SINGLE-GAME HIGHS & CAREER MILESTONES: RECEIVING: Receptions - 4, three times; list vs. Hou., 9/9/21. Yards - 56, at Cin., 10/25/20. TDs - 2, at Cin., 10/25/20. Long - 41, at Bal., 11/28/21. NFL debut: at Bal., 9/13/20. First NFL start: at Bal., 9/13/20.

BRYANT'S GAME-BY-GAME STATISTICS

2021, CLEVELAND													
Date	Opp	GP	GS	No	Yds	Avg	Lg	TD					
9/12	at NE-L	1	1	1	17	17.0	17	0					
9/19	Hou-W	1	4	4	48	12.3	29	0					
9/26	Cin-W	1	1	1	0	-	-	0					
10/3	at Min-W	1	1	3	3.0	3.0	3	0					
10/10	at LAC-L	1	1	0	0	-	-	0					
10/17	at ARI-L	1	1	0	0	-	-	0					
10/24	Det-W	1	1	15	15.0	15	0	0					
10/31	Pit-L	1	2	3	38	16.5	21	0					
11/7	at Cin-W	1	2	2	26	13.0	21	0					
11/14	at NE-L	1	2	1	9.0	9.0	13	0					
11/21	Det-W	1	0	0	0	-	-	0					
11/29	at SEA-L	1	1	1	50	50.0	41	0					
12/12	at Bal-W	1	1	1	1	1.0	1	0					
12/20	LVA-L	1	2	11	5.5	6	1	0					
12/25	at Cin-W	1	1	1	1.0	1	1	0					
1/3	at Pit-L	1	1	1	1.0	1	1	0					
1/9	at Cin-L	1	1	1	9.0	9.0	0	0					
2021 Totals		16	9	21	233	11.1	41	3					

2020, CLEVELAND

Date	Opp	GP	GS	No	Yds	Avg	Lg	TD					
9/13	at Bal-L	1	1	1	5	5.0	5	0					
9/17	Cin-W	1	1	1	14	14.0	14	0					
9/27	Was-W	1	1	1	3	3.0	3	0					
10/4	Det-W	1	1	4	27	6.8	15	0					
10/11	at Ind-W	1	0	0	0	-	-	0					
10/18	at Pit-L	1	1	11	11.0	11	0	0					
10/25	at Cin-W	1	1	4	56	14.0	26	2					
11/1	LVA-L	1	1	1	25	25.0	10	0					
11/05	Hou-W	1	1	0	0	-	-	0					
11/09	at Pit-W	1	1	1	13.0	13.0	13	0					
11/16	at Ten-W	1	1	0	0	-	-	0					
12/04	at SEA-L	1	1	3	18	6.0	8	0					
12/10	at NYG-W	1	2	1	19	19.0	10	0					
12/27	at NYG-L	1	1	1	27	27.0	14	0					
1/3	Pit-W	1	1	1	1	1.0	1	0					
2020 Totals		15	9	24	238	9.9	26	2					
1/10	at Pit-W	1	1	0	0	-	-	0					
1/17	at KC-L	1	0	0	0	-	-	0					
3-AFC Wild Card Round													
3-AFC Divisional Round													

NICK CHUBB



RUNNING BACK



24

HEIGHT 5-11
WEIGHT 227
SCHOOL Georgia
BORN 12/27/1995
ACQUIRED D2b - '18
EXPERIENCE 5

CAREER TRANSACTIONS

Selected by the Cleveland Browns in the second round (35th overall) of the 2018 NFL Draft.

AWARDS/HONORS

- Earned three consecutive Pro Bowl selections (2019-21), including starting honors in 2019. Joined Hall of Famers Jim Brown (1958-66) and Leroy Kelly (1967-72) as the only Browns RBs to make three consecutive Pro Bowls.
- Named to the 2021 PFWA All-NFL team and the 2019 and 2020 PFWA All-AFC teams.
- Finalist for NFL FedEx Ground Player of the Year in 2019 and 2021.
- Voted NFL FedEx Ground Player of the Week in Week 10 in 2018, Week 4 in 2019 and Week 9 in 2021.
- Named AFC Offensive Player of the Week for Week 4 in 2019.
- Two-time NFL Pepsi Rookie of the Week (Weeks 4 and 10) in 2018.
- One of five 2018 NFL Pepsi Rookie of the Year finalists, along with Baker Mayfield.
- Three-time Browns Art Rooney Sportsmanship Award winner (2019-21).
- Browns 2020 Ed Block Award winner.

KEY NOTES

- Inked a three-year extension during training camp in 2021 linking him with the team through the 2024 season.
- One of six players in NFL history that has rushed for at least 950 yards and eight rushing touchdowns in each of their first four seasons joining Hall of Famers Earl Campbell, Eric Dickerson, Barry Sanders, LaDainian Tomlinson and future Hall of Famer, Adrian Peterson.
- Since entering the NFL in 2018, leads all RBs

in yards per rush (5.30) and rushes of 10-plus yards (142) and ranks second in rushing yards (4,816).

- Owns the longest rush (92t on Nov. 11, 2018) and third-longest rush (88t on Sept. 29, 2019) in Browns history and is the only Cleveland player with two carries of 75-plus yards.
- Finished second in the NFL in rushing yards in 2019 and 2021.
- Joined Pro Football Hall of Famers Jim Brown (seven times) and Leroy Kelly (twice) as the only Browns to rush for more than 1,200 yards in multiple seasons.
- Became the first Brown to rush for 1,000 yards in three consecutive seasons since Greg Pruitt (1979-81).
- Led the NFL in rush average (5.52) in 2021 (min. 150 attempts).
- In 2020, became first Browns player to record 100 rushing yards and two rushing touchdowns in consecutive weeks since Leroy Kelly in 1967. Helped Browns finish 2020 third in the NFL in rush yards (2,374) and helped the team record four games with at least 200 rushing yards, its most in a season since 1978.
- Rushed for 126 yards against Houston on Nov. 15 and along with Kareem Hunt (104) to become the first Browns to each record 100 yards rushing in the same game since 1966.
- In 2020, became the first NFL player since Mercury Morris in 1972 (second since 1932) to rush for at least 1,000 yards and 12 touchdowns on 190 or fewer attempts. Joined Hall of Famers Jim Brown and Leroy Kelly as the only players in Browns history to record at least 12 rushing touchdowns in a single season.
- Recorded at least 75 scrimmage yards in first 14 games of the 2019 season, the longest such stretch in team annals and first NFL player to accomplish feat since Arizona's David Johnson in 2016.
- Registered seven 100-yard rushing games in 2019, the most by a Brown since 1968.
- Set a Browns rookie record with 996 rushing yards in 2018.

- Recorded the second-most scrimmage yards by a Browns rookie in a season with 1,145 and tied for the second-most total touchdowns by a Browns rookie in a season with 10.
- Finished with the second-most rushing yards in Georgia history with 4,769, trailing only Herschel Walker (5,259).

PERSONAL

- Attended Cedartown (Ga.) High School and led the state in rushing.
- State champion shot putter in high school.
- Majored in agricultural business at Georgia.
- Family founded a town in Northwest Georgia, Chubbtown.
- Cousin, Bradley, was a first-round selection by the Denver Broncos in 2018.
- Big fan of Batman, especially the Dark Knight trilogy.

BEYOND FOOTBALL

- Launched a cinnamon toast flavored cereal, Chubb Crunch, in 2021. The box features Chubb depicted as Batman. A portion of each sale benefits First Candle, a non-profit organization dedicated to the elimination of SIDS (sudden infant death syndrome) and other sleep-related infant deaths through education, while providing support for grieving families who have suffered a loss. His sister, Neidra, lost her firstborn son, Junior Stocks-Chubb, to SIDS.

- Teamed up with VKTRY Gear to provide 500 free pairs of insoles to frontline healthcare workers in 2020.
- Hosts youth football camps with Georgia teammate and best friend Rams RB Sony Michel.
- Participated in several Browns youth football camps, military appreciation events and hospital visits.

CHUBB'S CAREER STATISTICS

RUSHING													RECEIVING												
Year	Team	GP	GS	No.	Yds	Avg	Lg	TD	No.	Yds	Avg	Lg	TD	No.	Yds	Avg	Lg	TD							
2018	Cle	16	9	130	986	5.2	94	8	20	149	7.5	24	2	2	2	2	2	2	2						
2019	Cle	16	16	298	1,064	5.2	68	9	26	278	7.7	32	0	0	0	0	0	0	0						
2020	Cle	12	12	180	1,067	5.6	58	12	16	150	9.4	26	0	0	0	0	0	0	0						
2021	Cle	14	14	229	1,259	5.5	70	8	20	174	8.7	40	1	1	1	1	1	1	1						
NFL totals		68	68	837	4,386	5.2	94	37	82	551	6.7	40	3	3	3	3	3	3	3						

PLAYOFFS													
Year	Team	GP	GS	No.	Yds	Avg	Lg	TD	No.	Yds	Avg	Lg	TD
2020	Cle	2	2	3	145	47	23	0	6	73	12.2	40	0

ADDITIONAL STATISTICS 100-yard rushing games -- 22 (05/18 at Bal, 09/08/12, vs. Cin, 10/13/14 at NE, 10/17/16 in vs. Bal, 11/03/15 in vs. Mia, 11/04/19 in vs. Cin, 12/01/18 at Atl, 12/07/19 vs. KC, 09/01/19 vs. Atl, 11/11/19 in vs. Atl, 12/05/19 vs. Cin, 12/08/19 vs. Cin, 09/07/20 vs. Mia, 09/08/20 vs. Hou, 11/15/20 vs. Phi, 11/22/20 vs. Phi, 11/29/20 vs. Phi, 12/06/20 vs. Phi, 12/13/20 vs. Mia, 12/20/20 vs. Mia, 10/02/21 vs. Mia, 10/09/21 vs. Atl, 10/16/21 vs. Atl, 10/23/21 vs. Cin, 10/30/21 vs. Cin, 11/06/21 vs. Cin, 11/13/21 vs. Cin, 11/20/21 vs. Cin, 11/27/21 vs. Cin, 12/04/21 vs. Cin, 12/11/21 vs. Cin, 12/18/21 vs. Cin, 12/25/21 vs. Cin, 01/01/22 vs. Cin, 01/08/22 vs. Cin, 01/15/22 vs. Cin, 01/22/22 vs. Cin, 01/29/22 vs. Cin, 02/05/22 vs. Cin, 02/12/22 vs. Cin, 02/19/22 vs. Cin, 02/26/22 vs. Cin, 03/05/22 vs. Cin, 03/12/22 vs. Cin, 03/19/22 vs. Cin, 03/26/22 vs. Cin, 04/02/22 vs. Cin, 04/09/22 vs. Cin, 04/16/22 vs. Cin, 04/23/22 vs. Cin, 04/30/22 vs. Cin, 05/07/22 vs. Cin, 05/14/22 vs. Cin, 05/21/22 vs. Cin, 05/28/22 vs. Cin, 06/04/22 vs. Cin, 06/11/22 vs. Cin, 06/18/22 vs. Cin, 06/25/22 vs. Cin, 07/02/22 vs. Cin, 07/09/22 vs. Cin, 07/16/22 vs. Cin, 07/23/22 vs. Cin, 07/30/22 vs. Cin, 08/06/22 vs. Cin, 08/13/22 vs. Cin, 08/20/22 vs. Cin, 08/27/22 vs. Cin, 09/03/22 vs. Cin, 09/10/22 vs. Cin, 09/17/22 vs. Cin, 09/24/22 vs. Cin, 10/01/22 vs. Cin, 10/08/22 vs. Cin, 10/15/22 vs. Cin, 10/22/22 vs. Cin, 10/29/22 vs. Cin, 11/05/22 vs. Cin, 11/12/22 vs. Cin, 11/19/22 vs. Cin, 11/26/22 vs. Cin, 12/03/22 vs. Cin, 12/10/22 vs. Cin, 12/17/22 vs. Cin, 12/24/22 vs. Cin, 12/31/22 vs. Cin, 01/07/23 vs. Cin, 01/14/23 vs. Cin, 01/21/23 vs. Cin, 01/28/23 vs. Cin, 02/04/23 vs. Cin, 02/11/23 vs. Cin, 02/18/23 vs. Cin, 02/25/23 vs. Cin, 03/04/23 vs. Cin, 03/11/23 vs. Cin, 03/18/23 vs. Cin, 03/25/23 vs. Cin, 04/01/23 vs. Cin, 04/08/23 vs. Cin, 04/15/23 vs. Cin, 04/22/23 vs. Cin, 04/29/23 vs. Cin, 05/06/23 vs. Cin, 05/13/23 vs. Cin, 05/20/23 vs. Cin, 05/27/23 vs. Cin, 06/03/23 vs. Cin, 06/10/23 vs. Cin, 06/17/23 vs. Cin, 06/24/23 vs. Cin, 07/01/23 vs. Cin, 07/08/23 vs. Cin, 07/15/23 vs. Cin, 07/22/23 vs. Cin, 07/29/23 vs. Cin, 08/05/23 vs. Cin, 08/12/23 vs. Cin, 08/19/23 vs. Cin, 08/26/23 vs. Cin, 09/02/23 vs. Cin, 09/09/23 vs. Cin, 09/16/23 vs. Cin, 09/23/23 vs. Cin, 09/30/23 vs. Cin, 10/07/23 vs. Cin, 10/14/23 vs. Cin, 10/21/23 vs. Cin, 10/28/23 vs. Cin, 11/04/23 vs. Cin, 11/11/23 vs. Cin, 11/18/23 vs. Cin, 11/25/23 vs. Cin, 12/02/23 vs. Cin, 12/09/23 vs. Cin, 12/16/23 vs. Cin, 12/23/23 vs. Cin, 12/30/23 vs. Cin, 01/06/24 vs. Cin, 01/13/24 vs. Cin, 01/20/24 vs. Cin, 01/27/24 vs. Cin, 02/03/24 vs. Cin, 02/10/24 vs. Cin, 02/17/24 vs. Cin, 02/24/24 vs. Cin, 03/03/24 vs. Cin, 03/10/24 vs. Cin, 03/17/24 vs. Cin, 03/24/24 vs. Cin, 03/31/24 vs. Cin, 04/07/24 vs. Cin, 04/14/24 vs. Cin, 04/21/24 vs. Cin, 04/28/24 vs. Cin, 05/05/24 vs. Cin, 05/12/24 vs. Cin, 05/19/24 vs. Cin, 05/26/24 vs. Cin, 06/02/24 vs. Cin, 06/09/24 vs. Cin, 06/16/24 vs. Cin, 06/23/24 vs. Cin, 06/30/24 vs. Cin, 07/07/24 vs. Cin, 07/14/24 vs. Cin, 07/21/24 vs. Cin, 07/28/24 vs. Cin, 08/04/24 vs. Cin, 08/11/24 vs. Cin, 08/18/24 vs. Cin, 08/25/24 vs. Cin, 09/01/24 vs. Cin, 09/08/24 vs. Cin, 09/15/24 vs. Cin, 09/22/24 vs. Cin, 09/29/24 vs. Cin, 10/06/24 vs. Cin, 10/13/24 vs. Cin, 10/20/24 vs. Cin, 10/27/24 vs. Cin, 11/03/24 vs. Cin, 11/10/24 vs. Cin, 11/17/24 vs. Cin, 11/24/24 vs. Cin, 12/01/24 vs. Cin, 12/08/24 vs. Cin, 12/15/24 vs. Cin, 12/22/24 vs. Cin, 12/29/24 vs. Cin, 01/05/25 vs. Cin, 01/12/25 vs. Cin, 01/19/25 vs. Cin, 01/26/25 vs. Cin, 02/02/25 vs. Cin, 02/09/25 vs. Cin, 02/16/25 vs. Cin, 02/23/25 vs. Cin, 02/29/25 vs. Cin, 03/06/25 vs. Cin, 03/13/25 vs. Cin, 03/20/25 vs. Cin, 03/27/25 vs. Cin, 04/03/25 vs. Cin, 04/10/25 vs. Cin, 04/17/25 vs. Cin, 04/24/25 vs. Cin, 04/30/25 vs. Cin, 05/07/25 vs. Cin, 05/14/25 vs. Cin, 05/21/25 vs. Cin, 05/28/25 vs. Cin, 06/04/25 vs. Cin, 06/11/25 vs. Cin, 06/18/25 vs. Cin, 06/25/25 vs. Cin, 07/02/25 vs. Cin, 07/09/25 vs. Cin, 07/16/25 vs. Cin, 07/23/25 vs. Cin, 07/30/25 vs. Cin, 08/06/25 vs. Cin, 08/13/25 vs. Cin, 08/20/25 vs. Cin, 08/27/25 vs. Cin, 09/03/25 vs. Cin, 09/10/25 vs. Cin, 09/17/25 vs. Cin, 09/24/25 vs. Cin, 10/01/25 vs. Cin, 10/08/25 vs. Cin, 10/15/25 vs. Cin, 10/22/25 vs. Cin, 10/29/25 vs. Cin, 11/05/25 vs. Cin, 11/12/25 vs. Cin, 11/19/25 vs. Cin, 11/26/25 vs. Cin, 12/03/25 vs. Cin, 12/10/25 vs. Cin, 12/17/25 vs. Cin, 12/24/25 vs. Cin, 12/31/25 vs. Cin, 01/07/26 vs. Cin, 01/14/26 vs. Cin, 01/21/26 vs. Cin, 01/28/26 vs. Cin, 02/04/26 vs. Cin, 02/11/26 vs. Cin, 02/18/26 vs. Cin, 02/25/26 vs. Cin, 03/04/26 vs. Cin, 03/11/26 vs. Cin, 03/18/26 vs. Cin, 03/25/26 vs. Cin, 04/01/26 vs. Cin, 04/08/26 vs. Cin, 04/15/26 vs. Cin, 04/22/26 vs. Cin, 04/29/26 vs. Cin, 05/06/26 vs. Cin, 05/13/26 vs. Cin, 05/20/26 vs. Cin, 05/27/26 vs. Cin, 06/03/26 vs. Cin, 06/10/26 vs. Cin, 06/17/26 vs. Cin, 06/24/26 vs. Cin, 07/01/26 vs. Cin, 07/08/26 vs. Cin, 07/15/26 vs. Cin, 07/22/26 vs. Cin, 07/29/26 vs. Cin, 08/05/26 vs. Cin, 08/12/26 vs. Cin, 08/19/26 vs. Cin, 08/26/26 vs. Cin, 09/02/26 vs. Cin, 09/09/26 vs. Cin, 09/16/26 vs. Cin, 09/23/26 vs. Cin, 09/30/26 vs. Cin, 10/07/26 vs. Cin, 10/14/26 vs. Cin, 10/21/26 vs. Cin, 10/28/26 vs. Cin, 11/04/26 vs. Cin, 11/11/26 vs. Cin, 11/18/26 vs. Cin, 11/25/26 vs. Cin, 12/02/26 vs. Cin, 12/09/26 vs. Cin, 12/16/26 vs. Cin, 12/23/26 vs. Cin, 12/30/26 vs. Cin, 01/06/27 vs. Cin, 01/13/27 vs. Cin, 01/20/27 vs. Cin, 01/27/27 vs. Cin, 02/03/27 vs. Cin, 02/10/27 vs. Cin, 02/17/27 vs. Cin, 02/24/27 vs. Cin, 03/02/27 vs. Cin, 03/09/27 vs. Cin, 03/16/27 vs. Cin, 03/23/27 vs. Cin, 03/30/27 vs. Cin, 04/06/27 vs. Cin, 04/13/27 vs. Cin, 04/20/27 vs. Cin, 04/27/27 vs. Cin, 05/04/27 vs. Cin, 05/11/27 vs. Cin, 05/18/27 vs. Cin, 05/25/27 vs. Cin, 06/01/27 vs. Cin, 06/08/27 vs. Cin, 06/15/27 vs. Cin, 06/22/27 vs. Cin, 06/29/27 vs. Cin, 07/06/27 vs. Cin, 07/13/27 vs. Cin, 07/20/27 vs. Cin, 07/27/27 vs. Cin, 08/03/27 vs. Cin, 08/10/27 vs. Cin, 08/17/27 vs. Cin, 08/24/27 vs. Cin, 08/31/27 vs. Cin, 09/07/27 vs. Cin, 09/14/27 vs. Cin, 09/21/27 vs. Cin, 09/28/27 vs. Cin, 10/05/27 vs. Cin, 10/12/27 vs. Cin, 10/19/27 vs. Cin, 10/26/27 vs. Cin, 11/02/27 vs. Cin, 11/09/27 vs. Cin, 11/16/27 vs. Cin, 11/23/27 vs. Cin, 11/30/27 vs. Cin, 12/07/27 vs. Cin, 12/14/27 vs. Cin, 12/21/27 vs. Cin, 12/28/27 vs. Cin, 01/04/28 vs. Cin, 01/11/28 vs. Cin, 01/18/28 vs. Cin, 01/25/28 vs. Cin, 02/01/28 vs. Cin, 02/08/28 vs. Cin, 02/15/28 vs. Cin, 02/22/28 vs. Cin, 02/28/28 vs. Cin, 03/05/28 vs. Cin, 03/12/28 vs. Cin, 03/19/28 vs. Cin, 03/26/28 vs. Cin, 04/02/28 vs. Cin, 04/09/28 vs. Cin, 04/16/28 vs. Cin, 04/23/28 vs. Cin, 04/30/28 vs. Cin, 05/07/28 vs. Cin, 05/14/28 vs. Cin, 05/21/28 vs. Cin, 05/28/28 vs. Cin, 06/04/28 vs. Cin, 06/11/28 vs. Cin, 06/18/28 vs. Cin, 06/25/28 vs. Cin, 07/02/28 vs. Cin, 07/09/28 vs. Cin, 07/16/28 vs. Cin, 07/23/28 vs. Cin, 07/30/28 vs. Cin, 08/06/28 vs. Cin, 08/13/28 vs. Cin, 08/20/28 vs. Cin, 08/27/28 vs. Cin, 09/03/28 vs. Cin, 09/10/28 vs. Cin, 09/17/28 vs. Cin, 09/24/28 vs. Cin, 10/01/28 vs. Cin, 10/08/28 vs. Cin, 10/15/28 vs. Cin, 10/22/28 vs. Cin, 10/29/28 vs. Cin, 11/05/28 vs. Cin, 11/12/28 vs. Cin, 11/19/28 vs. Cin, 11/26/28 vs. Cin, 12/03/28 vs. Cin, 12/10/28 vs. Cin, 12/17/28 vs. Cin, 12/24/28 vs. Cin, 12/31/28 vs. Cin, 01/07/29 vs. Cin, 01/14/29 vs. Cin, 01/21/29 vs. Cin, 01/28/29 vs. Cin, 02/04/29 vs. Cin, 02/11/29 vs. Cin, 02/18/29 vs. Cin, 02/25/29 vs. Cin, 03/04/29 vs. Cin, 03/11/29 vs. Cin, 03/18/29 vs. Cin, 03/25/29 vs. Cin, 04/01/29 vs. Cin, 04/08/29 vs. Cin, 04/15/29 vs. Cin, 04/22/29 vs. Cin, 04/29/29 vs. Cin, 05/06/29 vs. Cin, 05/13/29 vs. Cin, 05/20/29 vs. Cin, 05/27/29 vs. Cin, 06/03/29 vs. Cin, 06/10/29 vs. Cin, 06/17/29 vs. Cin, 06/24/29 vs. Cin, 07/01/29 vs. Cin, 07/08/29 vs. Cin, 07/15/29 vs. Cin, 07/22/29 vs. Cin, 07/29/29 vs. Cin, 08/05/29 vs. Cin, 08/12/29 vs. Cin, 08/19/29 vs. Cin, 08/26/29 vs. Cin, 09/02/29 vs. Cin, 09/09/29 vs. Cin, 09/16/29 vs. Cin, 09/23/29 vs. Cin, 09/30/29 vs. Cin, 10/07/29 vs. Cin, 10/14/29 vs. Cin, 10/21/29 vs. Cin, 10/28/29 vs. Cin, 11/04/29 vs. Cin, 11/11/29 vs. Cin, 11/18/29 vs. Cin, 11/25/29 vs. Cin, 12/02/29 vs. Cin, 12/09/29 vs. Cin, 12/16/29 vs. Cin, 12/23/29 vs. Cin, 12/30/29 vs. Cin, 01/06/30 vs. Cin, 01/13/30 vs. Cin, 01/20/30 vs. Cin, 01/27/30 vs. Cin, 02/03/30 vs. Cin, 02/10/30 vs. Cin, 02/17/30 vs. Cin, 02/24/30 vs. Cin, 03/02/30 vs. Cin, 03/09/30 vs. Cin, 03/16/30 vs. Cin, 03/23/30 vs. Cin, 03/30/30 vs. Cin, 04/06/30 vs. Cin, 04/13/30 vs. Cin, 04/20/30 vs. Cin, 04/27/30 vs. Cin, 05/04/30 vs. Cin, 05/11/30 vs. Cin, 05/18/30 vs. Cin, 05/25/30 vs. Cin, 06/01/30 vs. Cin, 06/08/30 vs. Cin, 06/15/30 vs. Cin, 06/22/30 vs. Cin, 06/29/30 vs. Cin, 07/06/30 vs. Cin, 07/13/30 vs. Cin, 07/20/30 vs. Cin, 07/27/30 vs. Cin, 08/03/30 vs. Cin, 08/10/30 vs. Cin, 08/17/30 vs. Cin, 08/24/30 vs. Cin, 08/31/30 vs. Cin, 09/07/30 vs. Cin, 09/14/30 vs. Cin, 09/21/30 vs. Cin, 09/28/30 vs. Cin, 10/05/30 vs. Cin, 10/12/30 vs. Cin, 10/19/30 vs. Cin, 10/26/30 vs. Cin, 11/02/30 vs. Cin, 11/09/30 vs. Cin, 11/16/30 vs. Cin, 11/23/30 vs. Cin, 11/30/30 vs. Cin, 12/07/30 vs. Cin, 12/14/30 vs. Cin, 12/21/30 vs. Cin, 12/28/30 vs. Cin, 01/04/31 vs. Cin, 01/11/31 vs. Cin, 01/18/31 vs. Cin, 01/25/31 vs. Cin, 02/01/31 vs. Cin, 02/08/31 vs. Cin, 02/15/31 vs. Cin, 02/22/31 vs. Cin, 02/28/31 vs. Cin, 03/05/31 vs. Cin, 03/12/31 vs. Cin, 03/19/31 vs. Cin, 03/26/31 vs. Cin, 04/02/31 vs. Cin, 04/09/31 vs. Cin, 04/16/31 vs. Cin, 04/23/31 vs. Cin, 04/30/31 vs. Cin, 05/07/31 vs. Cin, 05/14/31 vs. Cin, 05/21/31 vs. Cin, 05/28/31 vs. Cin, 06/04/31 vs. Cin, 06/11/31 vs. Cin, 06/18/31 vs. Cin, 06/25/31 vs. Cin, 07/02/31 vs. Cin, 07/09/31 vs. Cin, 07/16/31 vs. Cin, 07/23/31 vs. Cin, 07/30/31 vs. Cin, 08/06/31 vs. Cin, 08/13/31 vs. Cin, 08/20/31 vs. Cin, 08/27/31 vs. Cin, 09/03/31 vs. Cin, 09/10/31 vs. Cin, 09/17/31 vs. Cin, 09/24/31 vs. Cin, 10/01/31 vs. Cin, 10/08/31 vs. Cin, 10/15/31 vs. Cin, 10/22/31 vs. Cin, 10/29/31 vs. Cin, 11/05/31 vs. Cin, 11/12/31 vs. Cin, 11/19/31 vs. Cin, 11/26/31 vs. Cin, 12/03/31 vs. Cin, 12/10/31 vs. Cin, 12/17/31 vs. Cin, 12/24/31 vs. Cin, 12/31/31 vs. Cin, 01/07/32 vs. Cin, 01/14/32 vs. Cin, 01/21/32 vs. Cin, 01/28/32 vs. Cin, 02/04/32 vs. Cin, 02/11/32 vs. Cin, 02/18/32 vs. Cin, 02/25/32 vs. Cin, 03/04/32 vs. Cin, 03/11/32 vs. Cin, 03/18/32 vs. Cin, 03/25/32 vs. Cin, 04/01/32 vs. Cin, 04/08/32 vs. Cin, 04/15/32 vs. Cin, 04/22/32 vs. Cin, 04/29/32 vs. Cin, 05/06/32 vs. Cin, 05/13/32 vs. Cin, 05/20/32 vs. Cin, 05/27/32 vs. Cin, 06/03/32 vs. Cin, 06/10/32 vs. Cin, 06/17/32 vs. Cin, 06/24/32 vs. Cin, 07/01/32 vs. Cin, 07/08/32 vs. Cin, 07/15/32 vs. Cin, 07/22/32 vs. Cin, 07/29/32 vs. Cin, 08/05/32 vs. Cin, 08/12/32 vs. Cin, 08/19/32 vs. Cin, 08/26/32 vs. Cin, 09/02/32 vs. Cin, 09/09/32 vs. Cin, 09/16/32 vs. Cin, 09/23/32 vs. Cin, 09/30/32 vs. Cin, 10/07/32 vs. Cin, 10/14/32 vs. Cin, 10/21/32 vs. Cin, 10/28/32 vs. Cin, 11/04/32 vs. Cin, 11/11/32 vs. Cin, 11/18/32 vs. Cin, 11/25/32 vs. Cin, 12/02/32 vs. Cin, 12/09/32 vs. Cin, 12/16/32 vs. Cin, 12/23/32 vs. Cin, 12/30/32 vs. Cin, 01/06/33 vs. Cin, 01/13/33 vs. Cin, 01/20/33 vs. Cin, 01/27/33 vs. Cin, 02/03/33 vs. Cin, 02/10/33 vs. Cin, 02/17/33 vs. Cin, 02/24/33 vs. Cin, 03/02/33 vs. Cin, 03/09/33 vs. Cin, 03/16/33 vs. Cin, 03/23/33 vs. Cin, 03/30/33 vs. Cin, 04/06/33 vs. Cin, 04/13/33 vs. Cin, 04/20/33 vs. Cin, 04/27/33 vs. Cin, 05/04/33 vs. Cin, 05/11/33 vs. Cin, 05/18/33 vs. Cin, 05/25/33 vs. Cin, 06/01/33 vs. Cin, 06/08/33 vs. Cin, 06/15/33 vs. Cin, 06/22/33 vs. Cin, 06/29/33 vs. Cin, 07/06/33 vs. Cin, 07/13/33 vs. Cin, 07/20/33 vs. Cin, 07/27/33 vs. Cin, 08/03/33 vs. Cin, 08/10/33 vs. Cin, 08/17/33 vs. Cin, 08/24/33 vs. Cin, 08/31/33 vs. Cin, 09/07/33 vs. Cin, 09/14/33 vs. Cin, 09/21/33 vs. Cin, 09/28/33 vs. Cin, 10/05/33 vs. Cin, 10/12/33 vs. Cin, 10/19/33 vs. Cin, 10/26/33 vs. Cin, 11/02/33 vs. Cin, 11/09/33 vs. Cin, 11/16/33 vs. Cin, 11/23/33 vs. Cin, 11/30/33 vs. Cin, 12/07/33 vs. Cin, 12/14/33 vs. Cin, 12/21/33 vs. Cin, 12/28/33 vs. Cin, 01/04/34 vs. Cin, 01/11/34 vs. Cin, 01/18/34 vs. Cin, 01/25/34 vs. Cin, 02/01/34 vs. Cin, 02/08/34 vs. Cin, 02/15/34 vs. Cin, 02/22/34 vs. Cin, 02/28/34 vs. Cin, 03/05/34 vs. Cin, 03/12/34 vs. Cin, 03/19/34 vs. Cin, 03/26/34 vs. Cin, 04/02/34 vs. Cin, 04/09/34 vs. Cin, 04/16/34 vs. Cin, 04/23/34 vs. Cin, 04/30/34 vs. Cin, 05/07/34 vs. Cin, 05/14/34 vs. Cin, 05/21/34 vs. Cin, 05/28/34 vs. Cin, 06/04/34 vs. Cin, 06/11/34 vs. Cin, 06/18/34 vs. Cin, 06/25/34 vs. Cin, 07/02/34 vs. Cin, 07/09/34 vs. Cin, 07/16/34 vs. Cin, 07/23/34 vs. Cin, 07/30/34 vs. Cin, 08/06/34 vs. Cin, 08/13/34 vs. Cin, 08/20/34 vs. Cin, 08/27/34 vs. Cin, 09/03/34 vs. Cin, 09/10/34 vs. Cin, 09/17/34 vs. Cin, 09/24/34 vs. Cin, 10/01/34 vs. Cin, 10/08/34 vs. Cin, 10/15/34 vs. Cin, 10/22/34 vs. Cin, 10/29/34 vs. Cin, 11/05/34 vs. Cin, 11/12/34 vs. Cin, 11/19/34 vs. Cin, 11/26/34 vs. Cin, 12/03/34 vs. Cin, 12/10/34 vs. Cin, 12/17/34 vs. Cin, 12/24/34 vs. Cin, 12/31/34 vs. Cin, 01/07/35 vs. Cin, 01/14/35 vs. Cin, 01/21/35 vs. Cin, 01/28/35 vs. Cin, 02/04/35 vs. Cin, 02/11/35 vs. Cin, 02/18/35 vs. Cin, 02/25/35 vs. Cin, 03/04/35 vs. Cin, 03/11/35 vs. Cin, 03/18/35 vs. Cin, 03/25/35 vs. Cin, 04/01/35 vs. Cin, 04/08/35 vs. Cin, 04/15/35 vs. Cin, 04/22/35 vs. Cin, 04/29/35 vs. Cin, 05/06/35 vs. Cin, 05/13/35 vs. Cin, 05/20/35 vs. Cin, 05/27/35 vs. Cin, 06/03/35 vs. Cin, 06/10/35 vs. Cin, 06/17/35 vs. Cin, 06/24/35 vs. Cin, 07/01/35 vs. Cin, 07/08/35 vs. Cin, 07/15/35 vs. Cin, 07/22/35 vs. Cin, 07/29/35 vs. Cin, 08/05/35 vs. Cin, 08/12/35 vs. Cin, 08/19/35 vs. Cin, 08/26/35 vs. Cin, 09/02/35 vs. Cin, 09/09/35 vs. Cin, 09/16/35 vs. Cin, 09/23/35 vs. Cin, 09/30/35 vs. Cin, 10/07/35 vs. Cin, 10/14/35 vs. Cin, 10/21/35 vs. Cin, 10/28/35 vs. Cin, 11/04/35 vs. Cin, 11/11/35 vs. Cin, 11/18/35 vs. Cin, 11/25/35 vs. Cin, 12/02/35 vs. Cin, 12/09/35 vs. Cin, 12/16/35 vs. Cin, 12/23/35 vs. Cin, 12/30/35 vs. Cin, 01/06/36 vs. Cin, 01/13/36 vs. Cin, 01/20/36 vs. Cin, 01/27/36 vs. Cin, 02/03/36 vs. Cin, 02/10/36 vs. Cin, 02/17/36 vs. Cin, 02/24/36 vs. Cin, 03/02/36 vs. Cin, 03/09/36 vs. Cin, 03/16/36 vs. Cin, 03/23/36 vs. Cin, 03/30/36 vs. Cin, 04/06/36 vs. Cin, 04/13/36 vs. Cin, 04/20/36 vs. Cin, 04/27/36 vs. Cin, 05/04/36 vs. Cin,

JADAVEON CLOWNEY



DEFENSIVE END



HEIGHT 6-5

WEIGHT 255

SCHOOL South Carolina

BORN 2/14/1993

ACQUIRED UFA (Ten.) - '21

EXPERIENCE 9

CAREER TRANSACTIONS

Selected by the Houston Texans in the first round (1st overall) of the 2014 NFL Draft... Traded to the Seattle Seahawks on Sept. 1, 2019...Signed by the Tennessee Titans on Sept. 8, 2020...Signed by the Cleveland Browns on April 14, 2021...Re-signed by the Browns on May 25, 2022.

AWARDS/HONORS

- Named to three consecutive Pro Bowls (2016-18).
- Earned second-team All-Pro in 2016.
- Named to 2016 PFWA All-NFL and All-AFC teams.
- 2012 SEC Defensive Player of the Year.

KEY NOTES

- Concluded the 2021 season by posting back-to-back multiple sack performances in the final two regular season games to finish the season with nine sacks. Recorded at least nine sacks three times in career.
- Over a four-season window from 2016 through 2019, was one of only three NFL players with at least 60 tackles for loss, eight forced fumbles and 150 quarterback pressures.
- Has scored four total touchdowns in his NFL career—three on fumble recoveries and one interception return.
- Posted single-season career high numbers in all major defensive categories in 2017: games played/games started (16), total tackles (59), sacks (9.5), tackles for loss (21), QB hits (21), forced fumbles (two) and fumble recoveries (two).
- One of two players in 2016 (Cameron Jordan) with at least 50 total tackles, six sacks, 16 tackles for loss and two pass breakups.
- Played three seasons (2011-13) at South

Carolina, starting 23 of 36 games, recording 130 total tackles that included 24.0 sacks. Also recovered one fumble, forced nine others and deflected seven passes.

- Set school record with nine forced fumbles.

PERSONAL

- First name is pronounced JUH-deh-VEE-uhn.
- Native of Rock Hill, S.C. and attended South Pointe High School where he was named South Carolina's Mr. Football. Also lettered in basketball and participated in track and field, competing as a sprinter, shot putter and discus thrower.
- Named the consensus best player in the nation and USA Today's National Defensive Player of the year in 2010.
- Majored in African American Studies at South Carolina.
- Cousin of former Canadian Football League player, David Clowney.

BEYOND FOOTBALL

- Participated in My Cause, My Cleats supporting the Boys & Girls Club of Houston in 2016-17, working with the community to inspire and enable youth to reach their full potential.
- Hosts an annual free, three-day football camp for youth in his hometown of Rock Hill, S.C. through his H.I.T. Foundation.
- In part of the Browns "10 Days of Giving" initiative last season, Clowney teamed up with Meijer to treat 25 kids from Passages—an organization that assists Northeast Ohio families with services aimed at empowering them to improve their lives and successfully achieve family resiliency and financial independence, to a \$200 gift card for a shopping spree.

JACK CONKLIN

TACKLE



HEIGHT 6-6
WEIGHT 308
SCHOOL Michigan State
BORN 8/17/1994
ACQUIRED UFA (Ten.) - '20
EXPERIENCE 7

CAREER TRANSACTIONS

Originally drafted by the Tennessee Titans in the first round (8th overall) of the 2016 NFL Draft...Signed by the Cleveland Browns as an unrestricted free agent on March 18, 2020.

AWARDS/HONORS

- Two-time first team Associated Press All-Pro (2016 and 2020).
- Selected to 2020 PFWA All-NFL team.

KEY NOTES

- Opened holes for Titans RB Derrick Henry, who led the NFL with 1,540 rushing yards in 2019 and RB Nick Chubb, who finished second in the NFL in rushing yards with 1,259 in 2021.
- Helped the Browns lead the NFL in rushing average in 2021 with a 5.09 mark, the highest average by a Browns team since 1966.
- Paved the way for the Browns to finish 2020 third in the NFL in rush yards (2,374) and fifth in yards per carry (4.80 avg.). Helped the Browns record four games with at least 200 rushing yards, the most in a season since 1978.
- Helped Chubb (1,067) and RB Kareem Hunt (841) become the only pair of teammates to each record 840-plus rushing yards in 2020, highlighted in a win against Houston on Nov. 15, when Chubb (126) and Hunt (104) became the first Browns to each record 100 yards rushing in the same game since 1966.
- Helped the Titans rank among the NFL leaders in multiple rushing categories from 2016-19, including rushing touchdowns (70, tied for third), rushing yards (8,266, fourth) and rushing average (4.55, fifth).
- Paved the way for Henry to set a Titans franchise record with 264 rushing yards

against Jacksonville on Dec. 6, 2018.

- After not receiving a single Division I scholarship offer, began collegiate career as a preferred walk-on at Michigan State in 2012.

PERSONAL

- Married, Caitlyn, with a daughter, Riley, and a son, Cash.
- Attended Plainwell High School in Plainwell, Mich.
- Father, Darren, was a walk-on at Michigan and also was Jack's high school football coach.
- Mother, Jennifer, was an All-American swimmer at Michigan.
- Grandfather, Ron Jackson, was a professional baseball player. He played first base for the Chicago White Sox and Boston Red Sox.
- Majored in interdisciplinary studies of the social sciences at Michigan State.

BEYOND FOOTBALL

- Involved with a pediatric cancer organization called DC Strong, founded by his childhood friend Dustin Colyer, who overcame Wilms' tumor kidney cancer.

CONKLIN'S CAREER STATISTICS

Year	Team	GP	GS
2016	Ten	16	16
2017	Ten	16	16
2018	Ten	9	9
2019	Ten	16	16
2020	Cle	15	15
2021	Cle	7	7
NFL Totals		79	79

PLAYOFFS

Year	Team	GP	GS
2017	Ten	2	2
2019	Ten	3	3
2020	Cle	2	2
NFL Totals		7	7

CAREER MILESTONES: NFL debut vs. Min., 01/12/16. First NFL start vs. Min., 01/1/16.



AMARI COOPER



WIDE RECEIVER

HEIGHT 6-1
WEIGHT 211
SCHOOL Alabama
BORN 6/17/1994
ACQUIRED Tr. (Dal.) - '22
EXPERIENCE 8

CAREER TRANSACTIONS

Originally drafted by the Oakland Raiders in the first round (4th overall) of the 2015 NFL Draft...Traded to the Dallas Cowboys for 2019 first-round pick on Oct. 22, 2018...Traded to the Cleveland Browns along with 2022 sixth-round draft pick for 2022 fifth and sixth round picks on March 16, 2022.

AWARDS/HONORS

- Selected to four Pro Bowls (2015-16, 2018-19).
- Named NFC Offensive Player of the Week for Week 12 and Week 14 in 2018.
- Named AFC Offensive Player of the Week for Week 7 in 2017.
- Named to PFWA's 2015 NFL All-Rookie team.

KEY NOTES

- One of five NFL receivers (Davante Adams, Stefon Diggs, Mike Evans, DeAndre Hopkins) to record at least 7,000 receiving yards and 45 receiving touchdowns since 2015.
- Led or tied for the team lead in touchdown receptions during all four seasons (2018-21) on the Cowboys.
- Set a career high with 13 receptions at Tampa Bay on Sept. 9, 2021.
- Eclipsed 200 receiving yards in a game three times, most recently with 226 against Green Bay on Oct. 6, 2019.
- Became the third player in NFL history to record 1,000 receiving yards and at least 70 receptions in each of his first two NFL seasons.
- Set Raiders rookie records for receptions (77) and receiving yards (1,070), while leading all NFL rookies in both categories in 2015.
- Won the 2014 Biletnikoff Award for the most outstanding receiver in college football.

- Helped Alabama capture the 2012 BSC Championship and set school career records for receptions (228), receiving yards (3,463) and receiving touchdowns (31), despite only playing three seasons.

PERSONAL

- Native of Miami, Fla., and attended Miami Northwestern High School. Teammates with Teddy Bridgewater.

BEYOND FOOTBALL

- Participated in several school and hospital visits while with the Cowboys.

COOPER'S CAREER STATISTICS

Year	Team	RECEIVING										RUSHING			
		GP	GS	No	Yds	Avg	LG	TD	Att	Yds	Avg	Lg	TD		
2015	Dal	16	15	72	1,000	14.0	66	81	2	1	1	2	0		
2016	Dal	16	14	63	1,153	13.9	94	5	1	0	0	0			
2017	Dal	14	12	48	860	14.2	87	7	1	4	4	4	0		
2018	Dal	8	8	22	290	12.7	26	1	1	0	0	0	0		
2018	Dal	9	9	53	795	13.7	90	6	1	11	11	11	0		
2019	Dal	16	16	79	1,169	15.1	53	3	1	6	6	6	0		
2020	Dal	16	15	92	1,134	12.1	69	5	6	14	23	10	0		
2021	Dal	15	14	60	895	12.7	41	6	0	0	0	0	0		
NFL totals		111	111	517	7,216	13.7	441	46	10	41	39	11	0		

Year	Team	KICKOFF RETURNS				PUNT RETURNS						
		No	Yds	TD	TD	No	Yds	Avg	Lg	TD		
2015	Dal	16	15	0	0	0	0	0	0	0	0	0
NFL totals		100	101	0	0	0	0	0	0	0	0	0

PLAYOFFS

Year	Team	RECEIVING										RUSHING			
		GP	GS	No	Yds	Avg	LG	TD	Att	Yds	Avg	Lg	TD		
2016	Dal	1	1	2	10	5.0	9	0	0	0	0	0	0		
2018	Dal	2	2	13	173	13.2	34	1	1	0	0	0	0		
2021	Dal	1	1	6	74	12.7	20	1	0	0	0	0	0		
NFL totals		4	4	21	257	13.7	34	2	1	0	0	0	0		

ADDITIONAL STATISTICS: 100-yard receiving games - 25 (25 regular season, 1 postseason - 109, vs. Bal., 9/20/15; 134, at Cle., 9/27/15; 133, at SD, 10/25/15; 115, at Ten., 12/1, vs. GB, 12/20/15; 127, at NY, 9/10/16; 138, vs. SD, 10/9/16; 126, vs. KC, 10/16/16; 172, at TB, 10/30/16; 210, vs. KC, 10/30/17; 115, at A.C., 12/27/17; 116, at Den., 9/26/18; 126, vs. Cle., 9/30/18; 165, vs. Minn., 10/27/18; 217, vs. Phi., 12/16/18; 106, vs. Den., 1/6/19; 136, vs. NYG, 9/8/19; 226, vs. GB, 10/18/19; 106, vs. Phi., 10/20/19; 147, vs. Minn., 11/10/19; 110, vs. Atl., 9/23/19; 134, vs. Cle., 10/4/20; 112, vs. Minn., 11/26/20; 121, vs. Phi., 12/27/20; 139, at TB, 9/6/21; 152, at Minn., 10/21/21; Multiple TD games - 6, best, vs. TB, 9/21/15; **FUMBLES** 7 (3 lost); Misc. tackles - 1 in 2015; 1 in 2016; 3 in 2017; 1 in 2018; 1 in 2019; 3 in 2020; **NFL Total** 10.

SINGLE-SEASON CAREER MILESTONES, RECORDS: Receptions - 12, twice, at TB, 10/27/15, vs. Cle., 10/4/20; Yards - 290, vs. GB, 12/16/15; TD - 3, vs. Phi., 12/16/18; Long - 90, vs. Minn., 11/20/18; **NFL debut**, vs. Cle., 9/12/15; **First NFL start**, vs. Cle., 9/12/15; **First NFL reception**, vs. Cle., 9/12/15 (9 yards, 0 Car.); **RUSHING Attempts** - 2, vs. SF, 12/20/20; Yards - 11, vs. Ind., 12/15/18.

COOPER'S GAME-BY-GAME STATISTICS

2021 DALLAS												
Date	Opp	GP	GS	No	Yds	Avg	LG	TD	Att	Yds	TD	
9/9	at TB	1	1	WR	13	138	10.7	26	2	0	2	
9/13	at LAC	1	1	WR	2	24	9	12	0	0	0	
9/20	Phi-W	1	WR	3	28	9.7	13	0	0	0	0	
10/3	Car-W	1	WR	3	69	23	35	1	0	0	0	
10/10	WVa-W	1	WR	2	60	30	24	1	1	0	0	
10/17	at NE	1	WR	5	55	11	17	0	1	0	0	
10/24	at Min-W	1	WR	8	122	15.9	33	1	0	0	0	
11/7	at Den-L	1	WR	2	37	18.5	22	0	0	0	0	
11/24	at Ari-W	1	WR	4	51	12.8	22	0	0	0	0	
11/21	at KC-L											
11/25	at Ind-L											
12/3	at NO-W	1	WR	2	41	20.5	41	0	0	0	0	
12/12	at Wa-W	1	WR	5	51	10.2	20	0	0	0	0	
12/19	at NYG-W	1	WR	2	24	12	4	5	0	0	0	
12/27	Wa-W	1	WR	7	85	12.1	24	1	0	0	0	
1/3	at Ari-L	1	WR	3	18	6	9	1	0	0	0	
1/10	at Den-L	1	WR	5	79	15.8	27	0	0	0	0	
SOFT totals		15	15	68	885	12.7	41	6	0	0	0	
NFL Wild Card Round		1	1	6	94	15.7	20	1	0	0	0	

2020, DALLAS

Date	Opp	GP	GS	No	Yds	Avg	Lg	TD
9/13	at LAFC	1	WR	10	81	8.1	34	0
9/20	at AEW	1	WR	6	100	16.7	58	0
9/27	at Sea-L	1	WR	9	86	9.6	28	0
10/4	at Chi-L	1	WR	12	136	11.3	20	1
10/11	NYG-W	1	WR	2	22	11.5	15	0
10/20	at Ar-L	1	WR	7	79	11.3	26	1
10/26	at Was-L	1	WR	7	80	11.4	32	0
11/2	at Phi-L	1	WR	1	5	5	5	0
11/6	at Phi-L	1	WR	5	87	17.4	32	0
11/22	at Min-W	1	WR	6	81	13.5	32	0
11/28	at Was-L	1	WR	6	112	18.7	34	1
12/9	at Bal-L	1	WR	5	49	9.8	13	1
12/13	at Car-W	1	WR	4	51	12.8	20	1
12/20	at SF-W	1	WR	2	10	5	5	0
12/27	at Phi-W	1	WR	4	121	30.3	68	0
1/3	at NYG	1	WR	6	81	13.5	13	0
2020 totals		18	18	82	1,114	14.1	68	6

2019, DALLAS

Date	Opp	GP	GS	No	Yds	Avg	Lg	TD
9/9	NYG-W	1	WR	6	108	17.7	45	1
9/15	at Was-W	1	WR	4	44	11	18	1
9/22	at Min-W	1	WR	6	88	14.7	37	2
9/30	at NO-L	1	WR	5	48	9.6	14	0
10/6	at Sea-L	1	WR	11	208	20.5	53	1
10/13	at NYG-L	1	WR	1	3	3	3	0
10/21	at Phi-W	1	WR	5	108	21.2	44	0
11/5	at NYG-W	1	WR	4	60	15.0	45	1
11/11	at Min-L	1	WR	11	147	13.4	20	1
11/17	at Det-W	1	WR	3	38	12.7	16	0
11/24	at NEA-L	1	WR	0	0	0	0	0
11/28	at Buf-L	1	WR	8	85	10.6	17	0
12/6	at Chi-L	1	WR	6	83	13.8	27	1
12/15	at LAFC-W	1	WR	1	18	18	18	0
12/22	at Phi-L	1	WR	4	24	6	6	0
12/29	at Was-W	1	WR	4	92	23	48	0
2019 totals		18	18	78	1,058	15.1	63	8

2018, OAKLAND

Date	Opp	GP	GS	No	Yds	Avg	Lg	TD
9/11	at LAFC-W	1	WR	1	9	9	9	0
9/16	at Det-L	1	WR	10	118	11.8	30	0
9/23	at Min-L	1	WR	2	17	8.5	9	0
9/30	at Chi-W	1	WR	9	108	12	26	1
10/7	at LAFC-L	1	WR	1	10	10	10	0
10/14	at Sea-L	1	WR	0	0	0	0	0

2018, DALLAS

Date	Opp	GP	GS	No	Yds	Avg	Lg	TD
11/5	at Phi-W	1	WR	5	58	11.6	19	1
11/12	at Phi-W	1	WR	6	75	12.5	24	0
11/26	at AEW-W	1	WR	3	36	12	17	0
11/29	at Was-W	1	WR	9	180	20.0	50	2
11/30	at ND-W	1	WR	8	76	9.5	19	0
12/9	at Phi-W	1	WR	10	217	21.7	75	3
12/16	at Sea-L	1	WR	4	32	8	11	0
12/23	at TB-W	1	WR	4	20	5	11	0
12/30	at NYG-W	1	WR	5	31	6.2	11	0
2018 totals		15	15	72	1,000	13.9	68	7
1/5	at Sea-W	1	WR	7	108	15.1	34	0
1/12	at LAFC-L	1	WR	6	85	14.2	29	1
2-NFC Wild Card Round								
2-NFC Divisional Round								

2017, OAKLAND

Date	Opp	GP	GS	No	Yds	Avg	Lg	TD
9/10	at Ten-W	1	WR	5	35	7.0	23	0
9/17	NYG-W	1	WR	4	23	5.8	18	0
9/24	at Was-L	1	WR	1	6	6	6	0
10/1	at Det-L	1	WR	2	9	4.5	9	0
10/8	at Bal-L	1	WR	1	8	8	8	0
10/15	at LAFC-L	1	WR	5	28	5.6	8	0
10/22	at KC-W	1	WR	11	110	10.0	45	2
10/29	at Buf-L	1	WR	5	48	9.6	18	0
11/5	at Min-W	1	WR	4	38	9.5	26	0
11/12	at NE-L	1	WR	3	28	9.3	13	1
11/18	at Det-W	1	WR	1	9	9	9	0
12/3	NYG-W	1	WR	1	9	9	9	0
12/10	at KC-L	1	WR	1	0	0	0	0
12/18	at Bal-L	1	WR	1	0	0	0	0
12/25	at Phi-L	1	WR	3	86	28.7	83	1
12/31	at LAFC-L	1	WR	3	115	38.3	87	1
2017 totals		14	14	12	483	14.17	87	7

2016, OAKLAND

Date	Opp	GP	GS	No	Yds	Avg	Lg	TD
9/11	at ND-W	1	WR	8	137	22.9	43	0
9/18	at Ar-L	1	WR	5	71	14.2	25	0
9/25	at Ten-W	1	WR	4	62	15.5	25	0
10/2	at Bal-W	1	WR	5	48	9.6	10	0
10/9	at SD-W	1	WR	6	149	24.8	34	1
10/16	at KC-L	1	WR	10	129	12.9	24	0
10/23	at Ja-W	1	WR	4	29	7.3	18	0
10/30	at TB-W	1	WR	10	178	17.8	34	1
11/7	at Det-W	1	WR	6	58	9.7	21	0
11/22	at Hou-W	1	WR	4	57	14.3	35	1
11/27	at Car-W	1	WR	4	26	6.5	9	0
12/4	at Buf-W	1	WR	2	59	29.5	37	1
12/11	at KC-L	1	WR	5	29	5.8	10	0
12/18	at SD-W	1	WR	1	28	28	28	0
12/24	at Ind-W	1	WR	5	78	15.6	24	0
1/1	at Det-L	1	WR	4	28	7.0	32	1
2016 totals		10	14	83	1,103	13.88	64	4
1/7	at Hou-L	1	WR	2	10	5	5	0
1-AFC Wild Card Round								

2015, OAKLAND

Date	Opp	GP	GS	No	Yds	Avg	Lg	TD
9/23	at Chi-L	1	WR	5	47	9.4	24	0
9/30	at Bal-W	1	WR	7	109	15.6	69	1
10/7	at Chi-W	1	WR	8	194	24.3	40	0
10/14	at Chi-L	1	WR	4	49	12.3	26	1
10/21	at Det-L	1	WR	4	47	11.8	21	0
10/25	at SD-W	1	WR	5	133	26.6	52	1
11/1	at NYG-W	1	WR	5	46	9.2	13	0
11/8	at Phi-L	1	WR	7	88	12.6	23	1
11/22	at Min-L	1	WR	5	79	15.8	28	0
11/29	at Det-L	1	WR	1	4	4	4	0
11/29	at Ten-W	1	WR	7	135	19.3	41	0
12/6	at KC-L	1	WR	4	69	17.3	23	0
12/13	at Det-W	1	WR	0	0	0	0	0
12/20	at GB-L	1	WR	6	120	20	41	2
12/25	at SD-W	1	WR	2	10	5	7	0
1/3	at KC-L	1	WR	2	20	10	11	0
2015 totals		10	13	72	1,070	14.88	68	4

CHUBB CRUNCH

RB Nick Chubb's partnered with Heinen's and PLB Sports & Entertainment to bring "Chubb Crunch" exclusively to Heinen's shelves. A portion of the proceeds from the sale of Chubb Crunch benefit First Candle, an organization committed to eliminating Sudden Infant Death Syndrome (SIDS) and other sleep-related infant deaths through education, while providing support for grieving families who have suffered loss.

GRANT DELPIT

SAFETY

HEIGHT 6-3
WEIGHT 208
SCHOOL Louisiana State
BORN 9/20/1998
ACQUIRED 02-'20
EXPERIENCE 3

CAREER TRANSACTIONS

Originally drafted by the Cleveland Browns in the second round (44th overall) of the 2020 NFL Draft.

AWARDS/HONORS

- Browns 2021 Ed Block Courage Award.

KEY NOTES

- In NFL debut, logged six tackles and sack-fumble on the Texans' final drive of the game against Houston on Sept. 19, 2021.
- Recorded first career interception at Baltimore on Dec. 12, 2021.
- Spent the entire 2020 season on the Browns' injured reserve list after suffering an Achilles injury during training camp.
- 2019 Thorpe Award winner for the nation's top defensive back, becoming just the third LSU Tiger to win the award.
- Two-time first team All-American in 2018 and 2019. Became the ninth player in LSU history to earn Unanimous All-America distinction.

PERSONAL

- Native of Houston, Texas and prepped at IMG Academy in Bradenton, Fla., after transferring from Lamar High School in Houston.
- Majored in sports administration.
- Lived in New Orleans, La. until Hurricane Katrina displaced his family in 2005 when they moved to Houston where they still reside.

BEYOND FOOTBALL

- Supported "It Takes All of Us" as part of the NFL's social justice helmet decal initiative.
- Rewarded 30 kids from the Ohio Elite Seminoles youth football program in

September 2021 with free prizes and toys of their choosing in partnership with Meijer for their excellence in school attendance.

- After a rare ice storm hit Texas in February 2021, donated \$10,000 toward house repairs for Jesecia Johnson. Johnson, a mother of two, had flood damage throughout her house. Made several visits to the house to make sure the family had everything they needed.

DELPIT'S CAREER STATISTICS

Year	Team	TACKLES							INTERCEPTIONS					FUMBLES			
		GP	GS	Tot	Sub	Asst	Sk	Hls	No	Yds	Lg	TD	PD	FF	FR	Yds	
2020	Cle	0	0	0	0	0	0.0	0.0	0	0	0	0	0	0	0	0	0
2021	Cle	15	7	61	42	19	1.0	7.0	1	5	5	0	3	1	0	0	
NFL Totals		15	7	61	42	19	1.0	7.0	1	5	5	0	3	1	0	0	

ADDITIONAL STATISTICS: Career Interceptions - Lamar Jackson (1) Sacks - Davis Mills (1.0) Special teams tackles - 5 in 2021.

DELPIT'S GAME-BY-GAME STATISTICS

2021, CLEVELAND		TACKLES							INTERCEPTIONS					FUMBLES			
Date	Opp	GP	GS	Tot	So	As	Sk	Yd	Int	Yd	Lg	TD	PD	FF	FR	Yd	
9/22	at: MCL																
9/29	Hou-W	1		6	3	3	1.0	7.0	0	0	0	0	0	0	1	0	
9/28	Cin-W	1	DB	1	0	1	0.0	0.0	0	0	0	0	0	0	0	0	
10/3	at: Min-W	1		2	0	2	0.0	0.0	0	0	0	0	0	0	0	0	
10/10	at: LAC-L	1		0	0	0	0.0	0.0	0	0	0	0	0	0	0	0	
10/17	at: Ari-L	1		1	1	0	0.0	0.0	0	0	0	0	0	0	0	0	
10/21	Des-W	1		0	0	0	0.0	0.0	0	0	0	0	0	1	0	0	
10/21	Phi-L	1		5	4	1	0.0	0.0	0	0	0	0	0	0	0	0	
11/7	at: Cin-W	1		3	3	0	0.0	0.0	0	0	0	0	0	1	0	0	
11/14	at: NE-L	1		5	4	1	0.0	0.0	0	0	0	0	0	0	0	0	
11/21	Det-W	1	SS	5	2	3	0.0	0.0	0	0	0	0	0	0	0	0	
11/29	at: Bal-L	1	DB	2	1	1	0.0	0.0	1	5	5	0	1	0	0	0	
12/12	Bal-W	1	SS	11	11	0	0.0	0.0	0	0	0	0	0	0	0	0	
12/20	LVA																
12/26	at: SEA-L	1	SS	8	4	4	0.0	0.0	0	0	0	0	0	0	0	0	
1/3	at: Phi-L	1	SS	11	7	4	0.0	0.0	0	0	0	0	0	0	0	0	
1/8	Cin-W	1	SS	3	2	1	0.0	0.0	0	0	0	0	0	0	0	0	
2021 Totals		15	7	61	42	19	1.0	7.0	1	5	5	0	3	1	0	0	

JOSHUA DOBBS

QUARTERBACK

HEIGHT 6-3
WEIGHT 220
SCHOOL Tennessee
BORN 1/26/1995
ACQUIRED UFA (Pit.) - '22
EXPERIENCE 6

CAREER TRANSACTIONS

Selected by the Pittsburgh Steelers in the fourth round (135th overall) of the 2017 NFL Draft...Traded to the Jacksonville Jaguars for a 2020 fifth round pick on Sept. 9, 2019...Waived by Jacksonville on Sept. 5, 2020...Claimed off waivers by the Steelers on Sept. 6, 2020...Signed to the Browns as an unrestricted free agent on April 12, 2022.

KEY NOTES

- Played in six games over his six-year NFL career.
- Has completed 10-of-17 passes (58.8 percent) for 45 yards.
- Started 35-of-37 games played for the Tennessee Volunteers (2013-16) and set school records for career rushing yards by a quarterback (2,160), career rushing touchdowns by a quarterback (32), single-season rushing yards by a quarterback (831 in 2016) and single-season rushing touchdowns by a quarterback (12 in 2016).
- His 23 wins in college tie for the fifth-most wins by a starting signal caller in program history.

PERSONAL

- Full name is Robert Joshua Dobbs.
- Attended Alpharetta High School (Alpharetta, Ga.) and participated in baseball, earning first team All-region honors.
- Son of Stephanie and Robert Dobbs.
- Graduated in aerospace engineering at Tennessee.

BEYOND FOOTBALL

- Spent two years in a row (2020-21) with the NASA Kennedy Space Flight Center as part of the NFLPA's virtual Externship program, which provides NFL players with

professional development experiences to prepare them for careers after football.

- Named one of 14 smartest college football players by NFL.com in 2014.
- Spent summer of 2015 at an internship at Pratt & Whitney, where he worked at the world leader in design, manufacture and service of aircraft engines for the United States government.

DOBBS' CAREER STATISTICS

PASSING														
Year	Team	GP	GS	Att	Comp	Pct	Yds	Yds/Att	TD	Int	Lg	Sk	Yds Lost	Rating
2017	Pit.	0	0	0	0	0.0	0	0.0	0	0	0	0	0	0.0
2019	Pit.	5	0	12	6	50.0	43	3.6	0	1	22	0	0	24.0
2019	Jax	0	0	0	0	0.0	0	0.0	0	0	0	0	0	0.0
2020	Jax	0	0	0	0	0.0	0	0.0	0	0	0	0	0	0.0
2020	Pit.	1	0	6	4	66.7	20	3.3	0	3	0	0	0	79.5
NFL Totals		6	0	17	10	58.8	50	2.9	0	1	22	0	0	58.3

RUSHING									
Year	Team	GP	GS	No	Yds	Avg	Lg	TD	Qtr
2017	Pit.	0	0	0	0	0.0	0	0	0
2019	Pit.	5	0	4	11	2.8	10	0	0
2019	Jax	0	0	0	0	0.0	0	0	0
Jax	0	0	0	0	0.0	0	0	0	0
2020	Pit.	1	0	0	0	0.0	0	0	0
NFL Totals		6	0	4	11	2.8	10	0	0

SINGLE-GAME CAREER HIGHLIGHTS: PASSING: Attempts - 9, at Oak, 10/10/18; Completions - 4, at Oak, 1/2/21; Completion percentage - 50.0, at Oak, 1/2/21; Yards - 20, at Oak, 10/18/18; QB Rating - 79.5, at Oak, 1/2/21; Interceptions - 1, at Oak, 10/18/18; Rushing: Attempts - 2, at Oak, 1/2/21; Yards - 20, at Oak, 1/2/21; Long - 13, at Oak, 1/2/21; NFL debut, vs. Atl, 10/7/18.

DOBBS' GAME-BY-GAME STATISTICS

2021, PITTSBURGH																
Date	Opp	PASSING							RUSHING							
		GP	GS	Att	Comp	Yds	Pct	TD	Int	Lg	Sk	Rtg	Att	Yds	TD	
9/12	Buf-W															
9/13	LV-L															
9/16	Chi-L															
10/19	GB-L															
10/12	Det-W															
10/17	Sea-W															
10/25	Chi-W															
11/9	Chi-W															
11/14	Det-T															
11/21	LAC-L															
11/28	Chi-L															
12/5	Bal-W															
12/13	Minn-L															
12/19	Ten-W															
12/26	KD-L															
1/2	Chi-W															
1/3	Bal-W															
2021 Totals		0	0	0	0	0.0	0	0.0	0	0	0	0	0	0	0	0

2020, PITTSBURGH																
Date	Opp	PASSING							RUSHING							
		GP	GS	Att	Comp	Yds	Pct	TD	Int	Lg	Sk	Rtg	Att	Yds	TD	
9/14	NYG-W															
9/20	Den-W															
9/27	Hou-W															
10/11	Phi-W															
10/18	Chi-W															
10/25	Ten-W															
11/1	Bal-W															
11/5	Chi-W															
11/12	Jax-W															
11/22	Bal-W															
12/7	Was-L															
12/13	Buf-L															
12/21	Chi-L															
12/27	Ind-W															
1/3	Chi-L															
2020 Totals		0	0	0	0	0.0	0	0.0	0	0	0	0	0	0	0	0
1/2	Chi-L															
1-SEC Wild Card																

2019, PITTSBURGH

Date	Opp	PASSING							RUSHING						
		GP	GS	Att	Cmp	Yds	Pct	TD	LG	SK	Rtg	Att	Yds	TD	
9/8 at NE-L															
2019, JACKSONVILLE															
9/15 at Hou-L															
9/19 at Ten-W															
9/29 at Den-W															
10/8 at Car-L															
10/13 at ND-L															
10/20 at Cin-W															
10/27 at NY-W															
11/3 at Hou-L															
11/17 at Ind-L															
11/24 at Ten-L															
12/1 at TB-L															
12/9 at LAC-L															
12/15 at Oak-W															
12/22 at Atl-L															
12/29 at Ind-W															
2019 totals	0	0	0	0	0	0.0	0	0	0	0	0.0	0	0	0	

2018, PITTSBURGH

Date	Opp	PASSING							RUSHING						
		GP	GS	Att	Cmp	Yds	Pct	TD	TNT	LG	SK	Rtg	Att	Yds	TD
9/9 at Car-L															
9/16 at KC-L															
9/24 at TB-W															
9/30 at Bal-L															
10/7 at Ari-W	1	0	0	0	0	0	0	0	0	0	0.0	1	-3	0	
10/14 at Cin-W															
10/20 at Den-W	1	0	0	0	0	0	0	0	0	0	0.0	1	-1	0	
11/4 at Bal-W	1	1	1	22	100.0	0	0	22	0	118.9	0	0	0	0	
11/9 at Car-W	1	2	1	-3	50.0	0	0	-3	0	58.2	0	0	0	0	
11/18 at Jax-W															
11/25 at Den-L															
12/2 at LAC-L															
12/9 at LA-L	1	9	4	94	104.4	0	1	12	0	12.0	2	15	0	0	
12/16 at NE-W															
12/23 at ND-L															
12/29 at Cin-W															
2018 totals	6	12	6	49	57.5	0	1	22	0	24.0	4	11	0	0	

2017, PITTSBURGH

Date	Opp	PASSING							RUSHING						
		GP	GS	Att	Cmp	Yds	Pct	TD	TNT	LG	SK	Rtg	Att	Yds	TD
9/10 at Cle-W															
9/17 at Min-W															
9/24 at Chi-L															
10/1 at Bal-W															
10/8 at Jax-L															
10/15 at KC-W															
10/22 at Cin-W															
10/29 at Det-W															
11/2 at Ind-W															
12/10 at Ten-W															
12/18 at GB-W															
12/24 at Cin-W															
12/30 at Bal-W															
12/17 at NE-L															
12/25 at Hou-W															
12/31 at Cle-W															
2017 totals	0	0	0	0	0	0.0	0	0	0	0	0	0	0	0	

2016, JACKSONVILLE

2016 totals	0	0	0	0	0	0.0	0	0	0	0	0	0	0	0
-------------	---	---	---	---	---	-----	---	---	---	---	---	---	---	---

2015, JACKSONVILLE

2015 totals	0	0	0	0	0	0.0	0	0	0	0	0	0	0	0
-------------	---	---	---	---	---	-----	---	---	---	---	---	---	---	---

2014, JACKSONVILLE

2014 totals	0	0	0	0	0	0.0	0	0	0	0	0	0	0	0
-------------	---	---	---	---	---	-----	---	---	---	---	---	---	---	---

2013, JACKSONVILLE

2013 totals	0	0	0	0	0	0.0	0	0	0	0	0	0	0	0
-------------	---	---	---	---	---	-----	---	---	---	---	---	---	---	---

BALLY SPORTS

The Cleveland Browns and Bally's Interactive, a division of Bally's Corporation (NYSE: BALLY), announced a long-term partnership in April that features various fan-focused elements and establishes the gaming leader as an official sports betting partner of the team. Pending appropriate licensing and regulatory approvals, the collaboration will be highlighted by a branded lounge at FirstEnergy Stadium, the launch of the mobile Bally Bet Sportsbook app in Ohio, and free-to-play gaming opportunities for fans in the state.

As the team's designated sports betting operator, pending appropriate licensing and regulatory approvals, Bally's will launch a mobile sports betting app for fans to place wagers on sporting events anywhere in the stadium and throughout Ohio. Additionally, the partnership will encompass a variety of fan engagement activations, including unique digital content and an engaging free-to-play predictor game, which will give registered users the opportunity to earn special Browns-themed, non-cash promotional prizes.

STAFF

PLAYERS

2021 SEASON

HISTORY

RECORDS

GAME DAY

MICHAEL DUNN

GUARD



28

HEIGHT 6-5
WEIGHT 315
SCHOOL Maryland
BORN 8/28/1994
ACQUIRED FA - '20
EXPERIENCE 3

CAREER TRANSACTIONS

Signed by the Los Angeles Rams as an undrafted free agent on June 16, 2017...Waived by the Rams during final roster cuts on Sept. 2, 2017...Signed to the Rams' practice squad on Sept. 3, 2017...Released from Rams' practice squad Sept. 5, 2017...Signed by the Rams on Feb. 23, 2018...Waived by the Rams on June 5, 2018...Signed by the Jacksonville Jaguars on July 31, 2018...Waived by the Jaguars during final roster cuts on Sept. 2, 2018...Signed to the Jaguars' practice squad on Sept. 19, 2018...Released from the Jaguars' practice squad on Oct. 16, 2018...Signed to Jaguars' practice squad on Nov. 27, 2018...Signed by the Miami Dolphins on April 9, 2019...Waived by Dolphins on Sept. 3, 2019...Signed by the Cleveland Browns on Aug. 9, 2020...Waived by the Browns on Sept. 5, 2020...Signed to the Browns' practice squad on Sept. 6, 2020...Elevated to Browns' active roster on Nov. 14, 2020 and reverted back to practice squad on Nov. 16, 2020...Elevated to Browns' active roster on Nov. 21, 2020 and reverted back to the teams' practice squad on Nov. 23, 2020...Elevated to Browns' active roster on Nov. 21, 2020 and reverted back to practice squad on Nov. 23, 2020...Elevated to Browns' active roster on Nov. 28, 2020 and reverted back to practice squad on Nov. 30, 2020...Elevated to Browns' active roster on Dec. 19, 2020 and reverted back to practice squad on Dec. 21, 2020...Signed to Browns' active roster on Dec. 23, 2020.

KEY NOTES

- Incredible story of determination as four years after being undrafted, being released by six teams across three professional football leagues, was signed to his first active NFL roster with the Browns on Dec.

23, 2020. Weeks later, started first-ever NFL contest in AFC Wild Card win on Jan. 10, 2021 at Pittsburgh.

- Started two games at right guard and appeared in 14 contests in 2021.
- Spent time with the Seattle Dragons of the XFL and Birmingham Iron of the AAF.
- Started in 48 games at Maryland after initially joining the team as a walk on.

PERSONAL

- Native of Bethesda, Md. and attended Walt Whitman High School (Bethesda, Md.).
- Majored in economics at Maryland.

BEYOND FOOTBALL

- Represented Browns Give Back First and Ten community partner American Cancer Society during the NFL's My Cause, My Cleats initiative in 2021 and donated his game-worn cleats to the Johns Hopkins Sidney Kimmel Cancer Center. His wife, Marissa, received care for breast cancer at the center.

DUNN'S CAREER STATISTICS

Year	Team	GP	GS
2020	Cle	8	0
2021	Cle	14	2
NFL totals		22	2

Year	Team	GP	GS
2020	Cle	2	0

CAREER MILESTONES: NFL debut vs. Hou., 11/05/20. First NFL start vs. L.A. 10/02/21.

JORDAN ELLIOTT

DEFENSIVE TACKLE

HEIGHT 6-4
WEIGHT 303
SCHOOL Missouri
BORN 11/23/1997
ACQUIRED D3a - '20
EXPERIENCE 3

CAREER TRANSACTIONS

Originally drafted by the Cleveland Browns in the third round (88th overall) of the 2020 NFL Draft.

KEY NOTES

- Played in 16 games in each of his first two seasons.
- Recorded first career half-sack after dropping Lamar Jackson at Baltimore on Nov. 28, 2021.
- Earned first team All-America honors at Mizzou after beginning his collegiate career at Texas.

PERSONAL

- Native of Missouri City, Texas and attended Westside High School.
- Competed in shot put and discus for the Westside track and field team.
- Selected to participate in the 2016 U.S. Army All-American Bowl.

ELLIOTT'S CAREER STATISTICS

Year	Team	TACKLES							INTERCEPTIONS				FUMBLES				
		GP	GS	Tot	Solo	Asst	SK	Yds	No	Yds	Lg	TD	PD	FF	FR	Yds	
2020	Cle	16	1	15	8	9	0.0	0.0	0	0	-	0	0	0	0	0	0
2021	Cle	16	3	28	10	18	0.5	2.0	0	0	-	0	1	0	0	0	
NFL totals		32	4	43	18	27	0.5	2.0	0	0	-	0	1	0	0	0	

PLAYOFFS

Year	Team	TACKLES							INTERCEPTIONS				FUMBLES			
		GP	GS	Tot	Solo	Asst	SK	Yds	No	Yds	Lg	TD	PD	FF	FR	Yds
2020	Cle	2	0	2	1	1	0.0	0.0	0	0	-	0	0	0	0	0

ADDITIONAL STATISTICS: Career sacks - Lamar Jackson (0.5). Special teams tackles - None.

SINGLE-GAME HIGHS & CAREER MILESTONES: TACKLES- 4, vs. LV, 11/11/20. Solo: 2, twice, vs. LV, 11/10/20; at Jax., 11/29/20. Sacks: None. FUM-BLES: Forced: None. Recovered: None. Passes defended: 1, vs. Pit., 10/31/21. NFL debut: at Bal., 9/13/20. First NFL start: at Ten., 10/2/20.

ELLIOTT'S GAME-BY-GAME STATISTICS

2021, CLEVELAND

Date	Opp	TACKLES							INTERCEPTIONS				FUMBLES		
		GP	GS	Tot	So	As	SK	Yds	Tot	Yds	Lg	TD	PD	FF	FR
9/12	at KC	1	0	0	0	0	0.0	0.0	0	0	-	0	0	0	0
9/19	How-W	1	1	1	0	0	0.0	0.0	0	0	-	0	0	0	0
9/26	Chi-W	1	0	0	0	0	0.0	0.0	0	0	-	0	0	0	0
10/5	at Min-W	1	0	0	0	0	0.0	0.0	0	0	-	0	0	0	0
10/10	at LAC-L	1	1	0	1	0	0.0	0.0	0	0	-	0	0	0	0
10/17	AtL	1	2	1	1	0	0.0	0.0	0	0	-	0	0	0	0
10/24	San-W	1	2	1	1	0	0.0	0.0	0	0	-	0	0	0	0
10/31	Pit-L	1	3	1	2	0	0.0	0.0	0	0	-	0	1	0	0
11/7	at Cin-W	1	3	0	3	0	0.0	0.0	0	0	-	0	0	0	0
11/24	NEJ	1	2	2	0	0	0.0	0.0	0	0	-	0	0	0	0
11/21	Det-W	1	0	0	0	0	0.0	0.0	0	0	-	0	0	0	0
11/28	at Bal-L	1	3	1	2	0	0.5	2.0	0	0	-	0	0	0	0
12/6	San-W	1	DT	0	0	0	0.0	0.0	0	0	-	0	0	0	0
12/20	LVA	1	DT	5	1	4	0.0	0.0	0	0	-	0	0	0	0
12/25	at GB-L														
1/2	at Phi-L	1	1	1	0	0	0.0	0.0	0	0	-	0	0	0	0
1/8	Cin-W	1	DT	3	1	2	0.0	0.0	0	0	-	0	0	0	0
2021 totals		16	3	28	10	18	0.5	2.0	0	0	-	0	1	0	0

2020, CLEVELAND

Date	Opp	TACKLES							INTERCEPTIONS				FUMBLES		
		GP	GS	Tot	So	As	SK	Yds	Tot	Yds	Lg	TD	PD	FF	FR
9/10	at Bal-L	1	0	0	0	0	0.0	0.0	0	0	-	0	0	0	0
9/17	Cin-W	1	1	0	1	0	0.0	0.0	0	0	-	0	0	0	0
9/27	Was-W	1	1	0	1	0	0.0	0.0	0	0	-	0	0	0	0
10/4	at Cin-W	1	1	0	1	0	0.0	0.0	0	0	-	0	0	0	0
10/11	Ind-W	1	0	0	0	0	0.0	0.0	0	0	-	0	0	0	0
10/18	at Phi-L	1	0	0	0	0	0.0	0.0	0	0	-	0	0	0	0
10/25	at Cin-W	1	1	0	1	0	0.0	0.0	0	0	-	0	0	0	0
11/1	LVA	1	4	2	2	0	0.0	0.0	0	0	-	0	0	0	0
11/15	Was-W	1	0	0	0	0	0.0	0.0	0	0	-	0	0	0	0
11/22	Phi-W	1	1	1	0	0	0.0	0.0	0	0	-	0	0	0	0
11/29	at Jas-W	1	2	2	0	0	0.0	0.0	0	0	-	0	0	0	0
12/6	at Ten-W	1	DL	1	1	0	0.0	0.0	0	0	-	0	0	0	0
12/14	at Bal-L	1	1	0	1	0	0.0	0.0	0	0	-	0	0	0	0
12/20	at NYG-W	1	0	0	0	0	0.0	0.0	0	0	-	0	0	0	0
12/27	at NYJ-L	1	2	0	2	0	0.0	0.0	0	0	-	0	0	0	0
1/2	Phi-W	1	0	0	0	0	0.0	0.0	0	0	-	0	0	0	0
2020 totals		16	1	15	8	9	0.0	0.0	0	0	-	0	0	0	0

1-AFC Wild Card Round

2-AFC Divisional Round

DEMETRIC FELTON JR.

RUNNING BACK



HEIGHT 5-9
WEIGHT 190
SCHOOL UCLA
BORN 7/16/1998
ACQUIRED D6 - '21
EXPERIENCE 2

CAREER TRANSACTIONS

Originally drafted by the Cleveland Browns in the sixth round (211th overall) of the 2021 NFL Draft.

AWARDS/HONORS

- Named to PFWA's 2021 NFL All-Rookie team as a punt returner.

KEY NOTES

- Led the Browns in punt return yards as a rookie. Amassed 103 punt return yards against Chicago on Sept. 26, the most by a Brown since 2015 (WR Travis Benjamin, 154).
- Scored a touchdown on his first NFL reception (33 yards) against Houston on Sept. 19.
- Played in 42 games at UCLA, rushing 233 times for 1,101 yards and seven touchdowns. Also registered 99 receptions for 958 yards and eight touchdowns. Played receiver in his redshirt freshman and sophomore seasons before shifting to running back in 2018. Topped the Pac-12 and ranked sixth in the nation in all-purpose yards (165.83) per game as a redshirt senior.
- Set a school record with four scoring plays of at least 75 yards in 2019. Also set a UCLA record for receptions by a running back with 55 in 2019.

PERSONAL

- First name is pronounced duh-ME-trick.
- Native of Temecula, Calif. and attended Great Oak High School.

BEYOND FOOTBALL

- Participated in week-long NFL-USO tour in 2022. Visited with U.S. troops and their families at military bases in Alaska. Felton's

father served multiple stints in the military.

- Represented the Cleveland Browns Foundation's Stay in the Game! Keep Learning, Every Day! Network through My Cause, My Cleats in 2021. The mission of the Stay in the Game! Keep Learning, Every Day! Network is to prioritize attendance by connecting its partners to resources aimed at tackling chronic absenteeism.

FELTON'S CAREER STATISTICS

		RUSHING							RECEIVING						
Year	Team	GP	GS	No	Yds	Avg	Lg	TD	No	Yds	Avg	Lg	TD		
2021	Cle	18	2	7	24	3.4	12	0	18	181	10.1	33*	2		

		KICKOFF RETURNS				PUNT RETURNS						
Year	Team	No	Yds	TD	No	Yds	Avg	Lg	TD			
2021	Cle	9	172	19.1	28	0	52	2	227	71	24	0

ADDITIONAL STATISTICS: Special teams tackles - 4 | Special teams forced fumbles - 1 (vs. Pit., 10/21/21) | Fumbles - 4 (0 lost)

FELTON'S GAME-BY-GAME STATISTICS

		RUSHING							RECEIVING						
Date	Opp	GP	GS	No	Yds	Avg	Lg	TD	No	Yds	Avg	Lg	TD		
9/19	at: KC	1	0	0	0	-	0	0	0	0	-	0	0		
9/19	Hou-W	1	0	0	-	-	0	0	2	51	25.5	33*	1		
9/26	Cin-W	1	0	0	-	-	0	0	2	13	6.5	13	0		
10/5	at: Min-W	1	0	0	-	-	0	0	2	22	11.0	9	0		
10/10	at: LAC-L	1	0	0	-	-	0	0	0	0	-	0	0		
10/17	At-L	1	0	0	-	-	0	0	2	14	7.0	10	0		
10/21	Cin-W	1	2	12	6.5	12	0	3	21	7.0	9	0	0		
10/31	Pit-L	1	1	3	3.0	3	0	1	14	14.0	14	0	0		
11/7	at: Cin-W	1	0	0	-	-	0	1	22	22.0	22	0	0		
11/14	at: NE-L	1	0	0	-	-	0	0	0	0	-	0	0		
11/21	Det-W	1	3	2	0.7	1	0	0	0	0	-	0	0		
11/28	at: Bal-L	1	0	0	-	-	0	0	0	0	-	0	0		
12/10	Det-W	1	0	0	-	-	0	0	0	0	-	0	0		
12/10	LV-L	1	RB	0	-	-	0	0	3	16	5.3	9	0		
12/15	at: GB-L	1	0	0	-	-	0	0	0	0	-	0	0		
1/5	at: SF-L	1	0	0	-	-	0	0	0	0	-	0	0		
1/5	Cin-W	1	RB	1	6	6.0	6	0	2	18	9.0	10*	1		
2021 totals		18	2	7	24	3.4	12	0	18	181	10.1	33*	2		

TONY FIELDS II

LINEBACKER

HEIGHT 6-0
WEIGHT 222
SCHOOL West Virginia
BORN 6/18/1999
ACQUIRED D5a - '21
EXPERIENCE 2

CAREER TRANSACTIONS

Originally drafted by the Cleveland Browns in the fifth round (153rd overall) of the 2021 NFL Draft.

KEY NOTES

- Appeared in 10 games during his rookie campaign and finished with four special teams stops.
- Led the Big 12 with 9.8 tackles per games at West Virginia on way to being tabbed the 2020 Big 12 Defensive Newcomer of the Year. Transferred to West Virginia from Arizona (2017-19), where he played in 37 games and posted 287 tackles and 8.5 sacks.

PERSONAL

- Native of Las Vegas, Nev., and attended Desert Pines High School.
- Earned a bachelor's degree in literacy, learning and leadership.

FIELDS II'S CAREER STATISTICS

Year	Team	TACKLES						INTERCEPTIONS				FUMBLES					
		GP	GS	Tot	Sub	Asst	SK	Yds	No	Yds	Lg	TD	PD	FF	FR	Yds	
2021	Cle	10	0	0	0	0	0.0	0.0	0	0	-	0	0	0	0	0	0
NFL totals		10	0	0	0	0	0.0	0.0	0	0	-	0	0	0	0	0	0

ADDITIONAL STATISTICS: Special teams tackles - 4

FIELDS II'S GAME-BY-GAME STATISTICS

2021, CLEVELAND		TACKLES						INTERCEPTIONS				FUMBLES					
Date	Opp	GP	GS	Tot	So	As	SK	Yd	Int	Yd	Lg	TD	PD	FF	FR	Yds	
8/22	at KC-L																
8/29	Hou-W																
9/06	Cin-W	1	0	0	0	0	0.0	0.0	0	0	-	0	0	0	0	0	0
9/13	at Min-W	1	0	0	0	0	0.0	0.0	0	0	-	0	0	0	0	0	0
10/10	at LAC-L																
10/17	Atk-L	1	0	0	0	0	0.0	0.0	0	0	-	0	0	0	0	0	0
10/21	Det-W	1	0	0	0	0	0.0	0.0	0	0	-	0	0	0	0	0	0
10/21	Pit-L	1	0	0	0	0	0.0	0.0	0	0	-	0	0	0	0	0	0
11/7	at Det-W	1	0	0	0	0	0.0	0.0	0	0	-	0	0	0	0	0	0
11/14	at NE-L																
11/21	Det-W	1	0	0	0	0	0.0	0.0	0	0	-	0	0	0	0	0	0
11/29	at Bal-L	1	0	0	0	0	0.0	0.0	0	0	-	0	0	0	0	0	0
12/02	Bal-W	1	0	0	0	0	0.0	0.0	0	0	-	0	0	0	0	0	0
12/03	LAC-L																
12/05	at GB-L																
1/3	at Pit-L																
1/8	Cin-W	1	0	0	0	0	0.0	0.0	0	0	-	0	0	0	0	0	0
2021 totals		10	0	0	0	0	0.0	0.0	0	0	-	0	0	0	0	0	0

HJALTE FROHOLDT

GUARD

HEIGHT 6-5
WEIGHT 310
SCHOOL Arkansas
BORN 8/20/1996
ACQUIRED FA-'21
EXPERIENCE 4

CAREER TRANSACTIONS

Originally drafted by the New England Patriots in the fourth round (118th overall) of the 2019 NFL Draft...Waived by the Patriots on Nov. 21, 2020...Claimed via waivers by the Houston Texans on Nov. 23, 2020...Waived by Texans on Aug. 31, 2021...Signed to Houston's practice squad on Sept. 1, 2021...Signed to Cleveland Browns' active roster from Texans' practice squad on Oct. 5, 2021...Waived by Browns' on Nov. 27, 2021...Signed to Cleveland's practice squad on Nov. 29, 2021...Elevated to Cleveland's active roster for Week 15 as COVID-19 replacement on Dec. 16, 2021 and reverted back to practice squad on Dec. 21, 2021...Elevated to to Cleveland's active roster for Week 16 as COVID-19 replacement on Dec. 24, 2021 and reverted back to practice squad on Dec. 26, 2021...Elevated to Cleveland's active roster for Week 17 on Jan. 3, 2022 and reverted back to practice squad on Jan. 4, 2022...Elevated to Cleveland's active roster for Week 18 as COVID-19 replacement on Jan. 8, 2022 and reverted back to practice squad on Jan. 10, 2022.

KEY NOTES

- Has made appearances in 14 career games with New England in 2020 (eight) and Cleveland in 2021 (six).
- Started collegiate career at Arkansas in 2015 as a defensive lineman before switching to the offensive side of the ball the following season.

PERSONAL

- Name is pronounced YELL-duh FROH-holt.
- Born in Svenborg, Denmark and started playing football competitively in the United States during his sophomore year of high school as a foreign exchange student in Warren, Ohio.
- After one season in Ohio, returned to Europe for his junior year and then back to the U.S. where he enrolled at IMG Academy in Bradenton, Fla., for senior season.
- Was the first Danish player invited to the NFL Combine.
- Majored in exercise science at Arkansas.

FROHOLDT'S CAREER STATISTICS

Year	Team	GP	GS
2019	NE	0	0
2020	NE	8	0
2021	Cle	6	0
NFL Totals		14	0

CAREER MILESTONES: NFL debut vs. Min., 9/13/20.

MYLES GARRETT



DEFENSIVE END

HEIGHT 6-4
WEIGHT 272
SCHOOL Texas A&M
BORN 12/29/1995
ACQUIRED 01a - '17
EXPERIENCE 6

CAREER TRANSACTIONS

Selected by the Cleveland Browns in the first round (1st overall) of the 2017 NFL Draft.

AWARDS/HONORS

- Three-time Pro Bowl selection (2018, 2020 and 2021), including starting honors in 2020 and 2021. First Browns DE to make three Pro Bowls since Bill Glass made four in the 1960s.
- Three-time All-Pro, earning first team honors in 2020 and 2021.
- Named to 2020 and 2021 PFWA All-NFL and 2017 PFWA All-Rookie teams.
- Sporting News All-Pro Team selection in 2020 and 2021.
- 2020 Browns Walter Payton Man of the Year.
- 2020 AFC Defensive Player of the Month of October.
- 2020 Week 4 AFC Defensive Player of the Week.
- 2021 Week 3 AFC Defensive Player of the Week.
- Voted the 2021 PFWA Dino Lucarelli Good Guy.
- Browns 2017 Maurice Bassett Award winner, given to team's most outstanding rookie during training camp.

KEY NOTES

- Set Browns single-season record with 16 sacks in 2021.
- Only Brown with multiple double-digit sack seasons, reaching the mark in each of the past four seasons (13.5 in 2018, 10 in 2019, 12 in 2020 and 16 in 2021). One of just three active NFL players (Aaron Donald and T.J. Watt) to record at least 10 sacks in each of the past four seasons.
- Only player to lead the Browns in sacks for five consecutive seasons.
- Currently ranks second on Browns' all-time sacks list with 58.5 (Clay Matthews, 62).
- Set Browns single-game record with 4.5

sacks against Chicago on Sept. 26, 2021.

- Recorded first NFL touchdown following a strip-sack fumble recovery for a 15-yard touchdown on Dec. 12, 2021. Also scored a touchdown following a 22-yard fumble return during the 2022 Pro Bowl.
- Registered 13.5 sacks in 2018, the third-most by a Brown in a single-season.
- Reached 50 career sacks (50.5) in Week 6 in 2021, becoming third-fastest to reach the mark (57 games) behind only Hall of Famers Reggie White (40) and Derrick Thomas (54).
- Set a Browns record with at least one sack in six consecutive games (Weeks 2-7) in 2020 and tied the mark in 2021 (Weeks 5-10).
- Owns 14 career games with multiple sacks, a Browns record.
- On first NFL play, dropped Josh McCown for an 8-yard loss on Oct. 8, 2017, and finished the game with two sacks to become first No. 1 overall pick with multiple sacks in first game and first Brown with at least two sacks in his NFL debut since 1988.
- Joined DT Tommy Kelly (2004 Raiders) and LB Barkevious Mingo (2013 Browns) as only rookies since 2004 with a sack in each of their first three NFL games.
- Earned first-team All-America honors at Texas A&M.
- Led the SEC in sacks in 2015.

PERSONAL

- Adopted a puppy, Gohan, in March 2019. Gohan is a black German Shepard and named after his favorite Dragon Ball Z character. Has arranged several puppy play dates for Gohan and Browns fans' dogs.
- Native of Arlington, Texas and attended Martin High School. Became first person in school history to be drafted into the NFL.
- Brother, Sean Williams, was selected No. 17 overall by the New Jersey Nets in 2007 and has professional experience in the NBA and internationally.
- Sister, Brea Garrett, was an NCAA champion weight thrower on Texas A&M's track and field team.
- Enjoys studying dinosaurs in his free time. His love of dinosaurs started as a kid after he first saw Jurassic Park.

JAKEEM GRANT SR.



WIDE RECEIVER

HEIGHT 5-6
WEIGHT 170
SCHOOL Texas Tech
BORN 10/30/1992
ACQUIRED UFA (Chi.) '22
EXPERIENCE 7

CAREER TRANSACTIONS

Selected by the Miami Dolphins in the sixth round (186th overall) of the 2016 NFL Draft... Traded to the Chicago Bears for a 2023 sixth-round pick on Oct. 5, 2021...Signed by the Cleveland Browns as an unrestricted free agent on March 16, 2022.

KEY NOTES

- Earned second-team All-Pro honors in 2020 and 2021.
- Selected to the Pro Bowl in 2021.
- Named to the 2021 PFWA All-NFC Team as a punt returner.
- Named NFC Special Teams Player of the Week for Week 14 in 2021.
- Named AFC Special Teams Player of the Week for Week 8 in 2020.
- Named AFC Special Teams Player of the Week for Week 1 in 2018.

KEY NOTES

- Tied for NFL lead with six total return touchdowns since entering the league in 2016.
- Set a Bears franchise record with a 97-yard punt return at Green Bay on Dec. 12, 2021. It was the longest punt return in the NFL in 2021.
- Set Dolphins franchise records for total return touchdowns (five) and punt return touchdowns (three).
- Set Dolphins franchise record for longest punt return after 88-yard touchdown against the Rams on Nov. 1, 2020.
- One of two NFL players (Andre Roberts) in 2018 to return two kicks for touchdowns (one punt and one kickoff).
- Recorded two touchdown grabs against Oakland on Sept. 23, 2018.
- Registered his first career kickoff return

touchdown following a 102-yard score against Tennessee on Sept. 9, 2018.

- Recorded career-high 107 receiving yards at Kansas City on Jan. 24, 2017.
- Finished as Texas Tech's all-time leading receiver with 3,289 yards.

PERSONAL

- Attended Mesquite High School (Mesquite, Texas) and earned all-state honors in track and field.
- Majored in exercise and sport sciences at Texas Tech.
- Has twin girls and a boy with his high school sweetheart.
- Majored in sports management at Louisiana-Lafayette.

PERSONAL

- Likes to rollerblade as a form of exercising.
- Supported Autism Awareness by representing Chicagoland Autism Connection for the NFL's My Cause, My Cleats campaign in 2021. The Chicagoland Autism Connection (CAC) is a not-for-profit organization whose mission is to increase autism awareness and improve the quality of life for children and adults with autism.

GRANT SR.'S CAREER STATISTICS

Year	Team	RECEIVING										RUSHING									
		GP	GS	No	Yds	Avg	LG	TD	Att	Yds	Avg	Lg	TD								
2016	Mia	16	0	0	0	0	0	0	1	1	1.0	1	0								
2017	Mia	16	0	13	203	15.6	65c	2	2	12	4.0	7	0								
2018	Mia	10	2	21	338	16.1	65c	0	4	5	1.3	7	1								
2019	Mia	10	2	19	189	9.9	18	0	4	5	1.3	7	1								
2020	Mia	14	4	38	373	10.4	38	1	2	20	6.7	28	0								
2021	Mia	4	0	2	7	3.5	0	0	0	0	0	0	0								
2022	Chi	11	0	8	125	15.6	40c	2	7	28	4.0	14	0								
NFL totals	81	8	100	1140	11.4	65c	7	17	46	4.5	28	0									

Year	Team	KICKOFF RETURNS					PUNT RETURNS					
		No	Yds	Avg	Lg	TD	No	Yds	Avg	Lg	TD	
2016	Mia	19	439	23.1	45	0	20	2	105	5.3	74c	1
2017	Mia	23	479	20.8	51	0	25	11	150	7.6	27	0
2018	Mia	18	535	29.7	102c	1	14	6	228	16.3	71c	1
2019	Mia	23	578	25.1	102c	1	5	0	0	0	0	0
2020	Mia	8	158	19.8	45	0	28	8	230	11.4	68c	1
2021	Mia	2	48	24.0	31	0	8	0	59	7.4	18	0
2022	Chi	21	469	22.3	34	0	18	2	200	11.9	67c	1
NFL totals	110	809	24.9	102c	2	119	30	1208	10.8	87c	4	

PLAYOFFS

Year	Team	RECEIVING										RUSHING									
		GP	GS	No	Yds	Avg	LG	TD	Att	Yds	Avg	Lg	TD								
2018	Mia	1	0	0	0	0	0	0	0	0	0	0	0								

ADDITIONAL STATISTICS: 100-yard receiving games - 1 (02) at KC, 12/24/17. Multiple-TD games - 1 (2) vs Oak, 9/23/18. FUMBLES: 13 (8 lost); Misc. tackles - 1 (1 times) vs KC, 12/13/20. NFL Total: 0. Special teams tackles - NFL totals: 2.

SINGLE-GAME HIGHS & CAREER MILESTONES: RECEIVING: Receptions - 5, three times (last vs. Atl., 1/15/21). Yards - 107, at KC, 12/24/17. TDs - 2, vs. Oak, 9/23/18. Long - 65c, at KC, 12/24/17. Rushing: Attempts - 2, vs. Mia, 12/23/21. Yards - 25, at Mia, 11/17/18. Longest Kickoff Return - 102c, vs. Ten, 9/18/18. Punt Return Yards - 111, at GB, 12/12/21. Longest Punt Return - 87c, at GB, 12/12/21. NFL debut: at Sea, 11/11/16. First NFL start: at NYJ, 9/15/16. First NFL reception: at NYJ, 9/24/17 (12 yards, 1 Carter).

GRANT SR.'S GAME-BY-GAME STATISTICS

STAFF

2021, MIAMI									
Date	Opp	GP	GS	No	Yds	Avg	Lg	TD	
9/12	at NE-W	1	0	0	0	-	-	0	
9/19	Buf-L	1	1	0	0.0	0	0	0	
9/26	at LV-L	1	0	0	0	-	-	0	
10/3	Ind-L	1	1	7	-7.0	-7.0	0	0	
2021, CHICAGO									
Date	Opp	GP	GS	No	Yds	Avg	Lg	TD	
10/10	at LV-W	1	0	0	0.0	-	-	0	
10/17	GB-L	1	0	0	-	-	-	0	
10/24	IND-L	1	0	0	-	-	-	0	
10/31	SF-L	1	0	0	-	-	-	0	
11/8	PH-L	1	0	0	-	-	-	0	
11/21	Sea-L	1	1	6	11.0	6	0	0	
11/25	Det-W	1	2	25	12.5	13	0	0	
12/15	Ar-L	1	5	62	12.4	24	1	1	
12/22	SEA-L	1	1	48	16.0	48	1	1	
12/29	Min-L	1	0	0	-	-	-	0	
12/26	at Sea-W	1			***inactive - concussion***				
1/2	NYG-W	1	0	0	-	-	-	0	
1/9	at Min-L	1			***inactive - ankle***				
2021 totals		15	11	132	10.0	16R	2	2	

PLAYERS

2020, MIAMI									
Date	Opp	GP	GS	No	Yds	Avg	Lg	TD	
9/13	at NE-L	1	3	25	8.3	14	0	0	
9/20	Buf-L	1	1	2	2.0	2	0	0	
9/24	at Jan-W	1	1	19	19.0	19	0	0	
10/4	Sea-L	1	3	36	12.0	19	0	0	
10/11	at SF-W	1	1	1	1.0	1	0	0	
10/18	NY-W	1	4	48	12.0	30	0	0	
11/1	LAR-W	1	WR	1	15	15.0	15	0	
11/8	at LV-L	1	4	25	6.3	8	0	0	
11/15	LAC-W	1	4	43	10.8	15	1	1	
11/22	at Den-L	1	WR	2	12	6.0	10	0	
11/29	at NYG-W	1	2	15	7.5	10	0	0	
12/6	Chi-W	1	WR	3	42	14.0	22	0	
12/13	IND-L	1	3	32	10.7	18	0	0	
12/20	at NE-W	1			***inactive - hamstring***				
12/26	at LV-L	1	WR	5	43	8.6	14	0	
1/2	at Buf-L	1			***inactive - ankle***				
2020 totals		18	4	20	9.73	10.4	30	1	

2021 SEASON

2019, MIAMI									
Date	Opp	GP	GS	No	Yds	Avg	Lg	TD	
9/8	Sea-L	1	1	5	5.0	5	0	0	
9/15	NE-L	1	3	22	7.3	18	0	0	
9/22	at Den-L	1	4	27	6.8	10	0	0	
9/29	LAC-L	1	WR	1	6	6.0	6	0	
10/13	Was-L	1			***inactive - hamstring***				
10/20	at Buf-L	1	0	0	-	-	-	0	
10/28	at PH-L	1	2	32	16.0	17	0	0	
11/3	NY-W	1	3	33	11.0	18	0	0	
11/10	at Ind-W	1	2	15	7.5	12	0	0	
11/17	Buf-L	1	WR	3	32	10.7	12	0	
11/24	at Chi-L	1	0	0	-	-	-	0	
12/1	PH-W	1			***injured reserve - ankle***				
12/8	at NYG-L	1			***injured reserve - ankle***				
12/15	at NYG-L	1			***injured reserve - ankle***				
12/22	at NYG-L	1			***injured reserve - ankle***				
12/29	at NE-W	1			***injured reserve - ankle***				
2019 totals		10	2	19	10H	8.6	18	0	

HISTORY

RECORDS

GAME DAY

2018, MIAMI									
Date	Opp	GP	GS	No	Yds	Avg	Lg	TD	
9/9	Ten-W	1	WR	5	38	7.6	13	0	
9/16	at NY-W	1	WR	2	27	13.5	18	0	
9/23	Oak-W	1	2	70	26.0	50L	2	2	
9/30	at NE-L	1	2	17	8.5	9	0	0	
10/7	at Chi-L	1	0	0	-	-	-	0	
10/14	Chi-W	1	3	32	10.7	25	0	0	
10/21	Det-L	1	2	22	11.0	19	0	0	
10/25	at Hou-L	1	WR	4	36	9.0	18	0	
11/1	NYG-W	1	1	16	16.0	16	0	0	
11/11	at GB-L	1	0	0	-	-	-	0	
11/25	at Ind-L	1			***inactive - lower leg***				
12/3	Buf-W	1			***injured reserve - lower leg***				
12/9	NE-W	1			***injured reserve - lower leg***				
12/16	at Min-L	1			***injured reserve - lower leg***				
12/23	at Jan-L	1			***injured reserve - lower leg***				
12/30	at Buf-L	1			***injured reserve - lower leg***				
2018 totals		10	2	21	20R	12.8	25R	2	2

2017, MIAMI									
Date	Opp	GP	GS	No	Yds	Avg	Lg	TD	
9/17	at LAC-W	1	0	0	-	-	-	0	
9/24	at NY-L	1	1	12	12.0	12	0	0	
10/1	MO-L	1	0	0	-	-	-	0	
10/8	Ten-W	1	1	4	4.0	4	0	0	
10/15	at Ari-W	1	1	4	4.0	4	0	0	
10/22	NY-W	1	0	0	-	-	-	0	
10/29	at Buf-L	1	0	0	-	-	-	0	
11/5	at Oak-L	1	0	0	-	-	-	0	
11/12	at Chi-L	1	0	0	-	-	-	0	
11/19	at TB-L	1	0	0	-	-	-	0	
11/26	NE-L	1	1	4	4.0	4	0	0	
12/3	Den-W	1	0	0	-	-	-	0	
12/11	at Ar-W	1	2	42	21.0	25L	1	1	
12/17	at Buf-L	1	1	19	19.0	19	0	0	
12/24	at KC-L	1	4	107	26.8	65L	1	1	
1/2/21	Buf-L	1	3	26	8.7	13	0	0	
2017 totals		18	0	13	50R	13.6	65R	2	2

2016, MIAMI									
Date	Opp	GP	GS	No	Yds	Avg	Lg	TD	
9/11	at Sea-L	1	0	0	-	-	-	0	
9/18	NE-L	1	0	0	-	-	-	0	
9/25	Chi-W	1	0	0	-	-	-	0	
9/29	at Chi-L	1	0	0	-	-	-	0	
10/9	at Ten-L	1	0	0	-	-	-	0	
10/16	PH-W	1	0	0	-	-	-	0	
10/23	Buf-W	1	0	0	-	-	-	0	
10/30	NY-W	1	0	0	-	-	-	0	
11/6	at SEA-L	1	0	0	-	-	-	0	
11/20	at LAR-W	1	0	0	-	-	-	0	
11/27	at SF-W	1	0	0	-	-	-	0	
12/4	at Buf-L	1	0	0	-	-	-	0	
12/11	at Ari-W	1	0	0	-	-	-	0	
12/17	NY-W	1	0	0	-	-	-	0	
12/24	at Buf-W	1	0	0	-	-	-	0	
1/1	at NE-L	1	0	0	-	-	-	0	
2016 totals		18	0	0	0	0	0	0	
1-4:11 Wild Card Round	PH-L	1	0	0	-	-	-	0	

BE THE SOLUTION

Executive Vice President of Football Operations and General Manger Andrew Berry sparked the #BeTheSolution campaign to emphasize education and encourage others to implement action for ending social and racial injustice practices. Berry created the challenge internally through the Browns organization and shifted towards challenging fans, players, sponsors, and members of the media. Berry donated \$8,460 to the NAACP Legal Defense Fund for efforts after at least 50 employees completed one of the following in honor of George Floyd, Breonna Taylor, Ahmaud Arbery and many more who tragically lost their lives:

1. Spend at least 8 minutes and 46 seconds (in honor of Floyd) on one of a number of educational or dialogue items provided in the email and submit a short written or video reflection on what they learned or will do moving forward
2. Sign up for any social activism initiative
3. Donate anything to a social activism cause

HEIGHT 6-2
WEIGHT 198
SCHOOL Oklahoma State
BORN 6/9/1998
ACQUIRED FA - '21
EXPERIENCE 2

CAREER TRANSACTIONS

Originally signed by the Cleveland Browns as an undrafted rookie free agent on May 5, 2020... Waived by the Cleveland Browns on Sept. 5, 2020...Signed to Cleveland Browns' practice squad on Sept. 6, 2020...Elevated to Browns' active roster on Sept. 26, 2020 and reverted back to practice squad on Sept. 28, 2020...Elevated to Browns' active roster on Jan. 2, 2020 reverted back to practice squad on Jan. 4, 2020...Elevated to Browns' active roster on Jan. 9, 2020 reverted back to practice squad on Jan. 11, 2020...Signed by the Browns to the reserve/future list on Jan. 18, 2021.

KEY NOTES

- Recorded first career interception off QB Ben Roethlisberger at Pittsburgh on Jan. 3, 2022.
- Played in 40 games at Oklahoma State with 147 tackles, six interceptions, 21 passes defended, two forced fumbles and one interception returned for a touchdown. Received second team Academic All-Big 12 honors and was recognized by the Oklahoma State coaches with the Barry Sanders Award for making the greatest contribution to the team with the least recognition as a sophomore in 2017.

PERSONAL

- Born in Dallas, Texas and raised in DeSoto, Texas.
- Attended DeSoto High School, lettering in football and basketball.
- Cousin Alex Harding played in the WNBA and is currently in the Sacramento Kings front office as a player development assistant coach. Cousin Briana Holman played for Nebraska's volleyball team.



A.J. GREEN

CORNERBACK

BEYOND FOOTBALL

- Raised awareness and funds in 2020 for The Jessie Joy Rees Foundation through My Cause, My Cleats to encourage children battling cancer to never give up on their dreams.
- Supported Kamp Khalil Legacy as part of the 2021 NFL's My Cause, My Cleats campaign. Grew up Muslim and had trouble finding other Muslim friends or just getting people to understand Islam. The Kamp Khalil Legacy was established to provide holistic Islamic programming designed to empower youth with the knowledge and skills necessary to become global leaders impacting the social fabric by positively affecting change in the areas of business, education, politics and culture.

GREEN'S CAREER STATISTICS

Year/Team	TACKLES					INTERCEPTIONS					FUMBLES		
	Opp	GP	GS	Tot	Asst	Yds	No	Yds	Lg	TD	FF	FR	Yds
2020 Cle	2	0	0	0	0	0.0	0	0	-	0	0	0	0
2021 Cle	12	1	13	9	6	0.0	0	1	1	0	6	0	1
NFL totals	14	1	13	9	6	0.0	0	1	1	0	6	0	1

ADDITIONAL STATISTICS Interceptions - Ben Roethlisberger (1). Special teams tackles - 0 in 2021.

GREEN'S GAME-BY-GAME STATISTICS

Date	Opp	TACKLES					INTERCEPTIONS					FUMBLES		
		Opp	GP	GS	Tot	As	Sk	Yd	Int	Yd	Lg	TD	FF	FR
8/22 at NCS	1	0	0	0	0	0.0	0	0	-	0	0	0	0	
8/29 Hou-W	1	0	0	0	0.0	0	0	-	0	0	0	0		
9/6 Cle-W	1	0	0	0	0.0	0	0	-	0	0	0	0		
10/3 at Min-W	1	1	1	1	0	0.0	0	0	-	0	0	0		
10/10 at LAC-L	1	5	4	1	0.0	0	0	0	-	0	2	0		
10/17 At-L														
10/23 Den-W														
10/31 Pit-L														
11/7 at Cle-W	1	1	1	0	0.0	0	0	0	-	0	1	0		
11/24 at NE-L	1	0	0	0	0.0	0	0	0	-	0	0	0		
11/29 at Bal-L	1	0	0	0	0.0	0	0	0	-	0	0	0		
12/6 Bal-W	1	0	0	0	0.0	0	0	0	-	0	0	0		
12/20 LV-L														
12/25 at Bal-L	1	0	0	0	0.0	0	0	0	-	0	0	0		
1/3 at Pit-L	1	2	0	2	0.0	0	1	1	1	0	2	0		
1/8 Cle-W	1	CB	4	3	1	0.0	0	0	0	-	0	1	0	
2021 totals	12	1	13	9	6	0.0	0	1	1	0	6	0	1	

NICK HARRIS

CENTER



HEIGHT 6-1
WEIGHT 293
SCHOOL Washington
BORN 11/13/1998
ACQUIRED 05-'20
EXPERIENCE 3

CAREER TRANSACTIONS

Originally drafted by the Cleveland Browns in the fifth round (160th overall) of the 2020 NFL Draft.

KEY NOTES

- Made two career starts with one at right guard (2020) and one at center (2021).
- Helped the Browns lead the NFL in rushing average in 2021 with a 5.09 mark, the highest average by a Browns team since 1966. The offensive line opened holes for RB Nick Chubb, who finished second in the league in rushing yards.
- Paved the way for the Browns to finish 2020 third in the NFL in rush yards (2,374) and

fifth in yards per carry (4.80 avg.). Helped the Browns record four games with at least 200 rushing yards, their most in a season since 1978.

- Started 40 of 50 games for Washington, beginning with his true freshman season in 2016, when he was 17 years old for much of the fall. Second team All-America in 2019. Won the Guy Flaherty Most Inspirational Award, the UW football program's oldest and most prestigious team honor.

PERSONAL

- Native of Inglewood, Calif. and attended JSerra Catholic High School.

HARRIS' CAREER STATISTICS

Year	Team	GP	GS
2020	Cle	12	1
2021	Cle	11	1
NFL Totals		23	2

Year	Team	GP	GS
2020	Cle	0	0

SINGLE-GAME HIGHS & CAREER MILESTONES: First NFL start: 10/8, NFL debut: vs. Was., 02/02.

CHUBBTOWN

RB Nick Chubb's grandfather, Henry Chubb, great aunt and uncles, and other free blacks from North Carolina journeyed to Georgia and settled near a creek in the northwest corner of the state sometime between 1850 and 1864, that they will later call, Chubbtown. The town was founded as a colony of free African-Americans in 1864 and the settlement grew to include a church, school, post office, meeting hall and a lodge. It also had businesses such as a saw mill, cotton gin, wagon company, blacksmith, grist mill, syrup mill and several farms, all owned and operated by the Chubb family.

CHRIS HUBBARD

TACKLE

HEIGHT 6-4
WEIGHT 295
SCHOOL UAB
BORN 4/23/1991
ACQUIRED UFA (Pit.) - '18
EXPERIENCE 9

CAREER TRANSACTIONS

Signed by the Pittsburgh Steelers as undrafted free agent on April 27, 2013...Waived by the Steelers on Aug. 31, 2013...Added to the Steelers' practice squad on Sept. 1, 2013...Signed by the Steelers on Dec. 31, 2013...Signed by the Cleveland Browns as an unrestricted free agent on March 15, 2018.

KEY NOTES

- Started 34 of 42 games for Cleveland after joining the team as an unrestricted free agent in 2018.
- Played in one game in 2021 before he was placed on injured reserve prior to Week 6.
- Played in 11 games with five starts in 2020, including opening games at both right guard and right tackle. Also saw snaps at LT during the year.
- Helped Browns run game finish 2020 third in NFL for rush yards (2,374) and fifth in yards per carry (4.80, third in AFC). Helped the Browns record four games with at least 200 rushing yards, their most in a season since 1978.
- Helped Nick Chubb (1,067) and Kareem Hunt (841) become the only pair of teammates to each record 840-plus rushing yards in 2020.
- Opened holes for Nick Chubb who became first Browns RB to amass 1,000 rushing yards in back-to-back seasons (2019-20) since Jamal Lewis (2007-08). Chubb finished second in the NFL in 2019 with 1,494 rushing yards, the fourth most by a Brown in a season.
- Protected Baker Mayfield, who set an NFL rookie record with 27 touchdown passes in 2018.
- Played every offensive snap in 2018.
- Part of an offensive line that tied for the NFL's third-fewest sacks allowed with 24 in 2017.

PERSONAL

- Married, Tamara, and has a son, Creed Eason.
- Attended George Washington Carver High School in Columbus, Ga. Helped the school capture the state title.
- Uncle, Brentson Buckner, is a former defensive lineman for the Steelers (1994-96), Cincinnati Bengals (1997), San Francisco 49ers (1998-2000) and Carolina Panthers (2001-05) and is the current defensive line coach for the Oakland Raiders.
- Majored in communications management at UAB.

BEYOND FOOTBALL

- Along with former teammate T Kendall Lamm, sent a letter to the Ohio Senate Judiciary Committee supporting Senate Bill 256, which would abolish the sentence of life without the possibility of parole for kids and grant parole eligibility for kids sentenced to extreme time in adult prisons.
- Donated to Feeding America to support Cleveland and Georgia Food Banks.
- Launched a "Corona Workout" with the Cade Foundation to encourage families struggling with infertility.
- Advocate for mental health resources and awareness, particularly after receiving personal assistance. Prominently supports the National Alliance on Mental Illness (NAMI), especially during Mental Health Awareness Week and representing the organization, as well as the National Urban League, during My Cause, My Cleats last season. NAMI is the nation's largest grassroots mental health organization and is dedicated to building better lives for the millions of Americans affected by mental illness.

HUBBARD'S CAREER STATISTICS

Year	Team	GP	GS
2013	Pit.	7	0
2015	Pit.	7	0
2016	Pit.	15	14
2017	Pit.	18	10
2018	Cle.	16	16
2019	Cle.	14	13
2020	Cle.	11	8
2021	Cle.	1	0
NFL totals		61	40

PLAYOFFS

Year	Team	GP	GS
2015	Pit.	2	0
2016	Pit.	3	0
2017	Pit.	1	0
NFL totals		6	0

CAREER MILESTONES: NFL debut at Car., 9/21/14. First NFL start vs. NYJ, 10/9/16.

JAMES HUDSON III

TACKLE

HEIGHT 6-5

WEIGHT 313

SCHOOL Cincinnati

BORN 5/13/1999

ACQUIRED D4a-'21

EXPERIENCE 2

CAREER TRANSACTIONS

Originally drafted by the Cleveland Browns in the fourth round (110th overall) of the 2021 NFL Draft.

KEY NOTES

- Played in 12 games with four starts at RT in his rookie season. Helped the Browns lead the NFL in rushing average in 2021 with a 5.09 mark, the highest average by a Browns team since 1966. The offensive line opened holes for RB Nick Chubb, who finished second in the league in rushing yards.
- Played high school (Central Catholic), college (Cincinnati) and professional (Browns) football all in the state of Ohio.

- Played in 11 games at Cincinnati from 2019-20 after transferring from Michigan (2017-18). Helped bookend an offensive line which was tabbed as a semifinalist for the Joe Moore Award. Cincinnati averaged an AAC-best 5.6 yards per carry in 2020 and ran for 212.4 yards per game on the ground and allowed an AAC-low nine sacks during the regular season in 2020.

PERSONAL

- Native of Toledo, Ohio and attended Central Catholic High School.
- Named to the 2016 Associated Press First Team All-Ohio list.

HUDSON'S CAREER STATISTICS

Year	Team	GP	GS
2021	Cle	12	4

CAREER MILESTONES: NFL debut: vs. Hou., 9/19/21. First NFL start: vs. AZ, 10/7/21.

UNDER THE LIGHTS

Overall Record in Primetime Games

Overall Prime Time Games 29-37

Home 18-18

Road 11-19

Monday Night 16-18

Home 11-11

Road 5-7

Sunday Night 2-11

Home 0-5

Road 2-6

Saturday Night 2-0

Home 0-0

Road 2-0

Thursday Night 9-8

Home 7-2

Road 2-6



HEIGHT 6-4
WEIGHT 248
SCHOOL Central Florida
BORN 5/16/1990
ACQUIRED FA - '14
EXPERIENCE 8

CAREER TRANSACTIONS

Signed by the Dallas Cowboys as an undrafted free agent on April 30, 2012...Waived by the Cowboys on Aug. 27, 2012...Signed by the Cowboys on Jan. 7, 2013...Waived by the Cowboys on May 29, 2013...Signed by the New England Patriots on March 19, 2014...Waived by the Patriots on May 15, 2014...Signed by the Jacksonville Jaguars on June 19, 2014...Waived by the Jaguars on Aug. 25, 2014...Added to the Patriots' practice squad on Sept. 1, 2014...Released from the Patriots' practice squad on Sept. 3, 2014...Added to the Cleveland Browns' practice squad on Sept. 30, 2014...Released from Browns' practice squad on Oct. 7, 2014...Added to the Patriots' practice squad on Nov. 26, 2014...Released by the Patriots on Nov. 28, 2014...Signed by the Kansas City Chiefs to the practice squad on Dec. 17, 2014...Signed by the Browns to the active roster on Dec. 24, 2014.

KEY NOTES

- Played in 100th consecutive game with the Browns at Minnesota on Oct. 3, 2021, becoming only third Brown (T Joe Thomas and K Phil Dawson) to accomplish feat since the team returned in 1999.
- Named Browns special teams captain by teammates in 2019 and Browns' 2020 postseason special teams captain.
- Handled Browns long snapping duties in every game since 2015.
- Logged 20 career special teams stops.

PERSONAL

- Married to wife, Christie.
- Attended Hillsborough High School in Tampa, Fla.
- Worked as a personal trainer and strength and conditioning coach at a gym in Tampa, Fla. from 2012-13.
- Majored in biology at Central Florida.

BEYOND FOOTBALL

- Annually volunteers as a counselor at a summer camp in Florida for children with muscular dystrophy.
- Wore slogan "End Racism" on his helmet last season as part of the NFL's social justice initiative. Also spoke to Northeast Ohio students as part of the Build the Bridge program created to innovate a coalition of coaches, players, parents, administration, and community members to foster the success of student-athletes through social-emotional, educational, and athletic advancement.
- Father, Jim, has been battling diabetes for the past 25 years so through the league's My Cause My Cleats campaign, he represents his dad in collaboration with the American Diabetes Association.

HUGHLETT'S CAREER STATISTICS

Year	Team	GP
2015	Cle	16
2016	Cle	16
2017	Cle	16
2018	Cle	16
2019	Cle	16
2020	Cle	16
2021	Cle	17
NFL totals		117

PLAYOFFS		
Year	Team	GP
2020	Cle	2

ADDITIONAL STATISTICS: Special teams tackles - 4 in 2015; 5 in 2018; 4 in 2017; 4 in 2018; 2 in 2019; 1 in 2020; NFL totals: 20. Forced one fumble on special teams (vs. Bal., 10/7/18).

CAREER MILESTONES: NFL debut: at NYJ, 9/13/15.

KAREEM HUNT



RUNNING BACK



27

HEIGHT 5-11
WEIGHT 216
SCHOOL Toledo
BORN 8/6/1995
ACQUIRED FA - '19
EXPERIENCE 6

CAREER TRANSACTIONS

Originally drafted by the Kansas City Chiefs in the third round (86th overall) of the 2017 NFL Draft...Waived by the Chiefs on Nov. 30, 2018... Signed by the Browns on Feb. 11, 2019.

AWARDS/HONORS

- Led the NFL in rushing in 2017 with 1,327 yards.
- Named to the 2017 Pro Bowl.
- Named the 2017 PFWA Rookie of the Year.
- Named AFC Offensive Player of the Week for Week 9 in 2018.
- Named AFC Offensive Player of the Month for September in 2017.
- Two-time NFL Offensive Rookie of the Month in 2017 (Sept. and Dec.).
- Named NFL Pepsi Rookie of the Week for Week 1 in 2017.
- Named Reese's Senior Bowl 2017 Rookie of the Year.

KEY NOTES

- Became the sixth RB since 1932 to record at least 20 rushing touchdowns and 15 receiving touchdowns in their first four years.
- First NFL player to record a 50-plus-yard scrimmage touchdown in each of his first three career games (78, 53 and 69).
- Became the sixth rookie in the Super Bowl era to lead the league in rushing. Also one of three Chiefs to ever lead the league in rushing in a season.
- First player in league history to total 100-plus scrimmage yards in six consecutive games to start his rookie year.
- Played high school (Willoughby South), college (Toledo) and professional (Browns) football all in the state of Ohio.
- Helped the Browns lead the NFL in rushing

average in 2021 with a 5.09 mark, the highest average by a Browns team since 1966.

- Rushed for 104 yards against Houston on Nov. 15, along with RB Nick Chubb (126) to become the first Browns to each record 100 yards rushing in the same game since 1966.
- Finished 2020 with 11 total touchdowns, including a team-high five receiving scores. Helped Browns run game finish 2020 third in NFL in rush yards (2,374) and helped the team record four games with at least 200 rushing yards, their most in a season since 1978.
- Recorded three rushing touchdowns during the 2020 postseason, the third-most by a Brown in postseason career.
- Set Chiefs rookie records for rushing yards (1,327) and 100-yard games (six).
- In NFL debut, recorded career-high 246 scrimmage yards on 148 rushing yards and 98 receiving yards and three total touchdowns against New England on Sept. 7, 2017.
- Finished college as Toledo's all-time leading rusher, totaling 4,945 yards on 782 rushes (6.3 avg.) with 44 touchdowns. Added 555 yards on 43 receptions (7.6 avg.) with one touchdown.
- Rushed for college career highs in both touchdowns (five) and yards (271) vs. Arkansas in the 2014 GoDaddy Bowl, tying Oklahoma State's Barry Sanders for most touchdowns in a bowl game.

PERSONAL

- Native of Willoughby, Ohio and attended Willoughby South High School. Set school records with 2,685 rushing yards and 44 touchdowns as a senior.

BEYOND FOOTBALL

- Enjoys mentoring students and speaking to local youth and high school football teams about the importance of decision making. Has visited a number of Cleveland school groups and high school football teams.

- Represented STOMP Out Bullying during My Cause, My Cleats in 2020. STOMP Out Bullying is the leading national anti-bullying and cyberbullying organization for kids and teens in the U.S. with the focus on bringing awareness and education to children, teens, parents, and schools to help minimize bullying through kindness, empathy and acceptance of others.

- Supported "Build the Bridge" during My Cause, My Cleats in 2021. The Cleveland Browns partnered with the African-American Football Coaches Association to support "Build the Bridge," designed to empower, develop and unify high school football teams through meaningful interactions between programs of different racial and/or socio-economic demographics in Northeast Ohio.

HUNT'S CAREER STATISTICS

Year	Team	GP	RUSHING							RECEIVING						
			GS	No	Yds	Avg	Lg	TD	No	Yds	Avg	Lg	TD			
2007	KC	18	18	272	1,327	4.6	69	6	53	455	8.6	79	3			
2008	KC	11	11	120	629	4.8	45	7	28	278	14.5	67	7			
2009	Cin	8	2	40	179	4.2	18	2	37	265	7.2	29	1			
2010	Cin	16	5	198	841	4.3	23	6	38	304	8.0	26	5			
2021	Cin	8	8	76	388	5.1	21	6	22	174	7.9	23	0			
NFL totals		69	58	772	3,557	4.6	69	26	176	1,096	8.1	106	16			

PLAYOFFS

Year	Team	GP	RUSHING							RECEIVING						
			GS	No	Yds	Avg	Lg	TD	No	Yds	Avg	Lg	TD			
2007	KC	1	1	11	42	3.8	16	1	3	5	1.7	7	0			
2009	Cin	2	0	1	10	10.0	5.7	7	1	15	15.0	13	0			
NFL totals		3	1	22	122	4.0	15	4	5	20	4.0	13	0			

ADDITIONAL STATISTICS 100-yard rushing games - 6; last vs. Min, 11/25/02. 100-yard scrimmage games: 26; last, 11/5 vs. Cin, 9/10/02. Fumbles: 1 (lost) in 2017; 1 (lost) in 2009 NFL total: 2 (1 lost). Multiple TD games: 10 (1 rush, 1 rec, vs. Dal., 10/24/02); rush, at Dal., 10/24/02; 1 rush, 1 rec, vs. Cin, 9/23/08; 1 rush, 2 rec, vs. Cin, 10/21/08; 1 rush, 1 rec, at Cin, 11/4/18; 1 rush, 2 rec, at NE, 9/17/10; 1 rush, vs. Pit., 9/17/10; 1 rush, 1 rec, vs. LAC, 12/10/17; 1 rush, at LAC, 10/10/21.

CAREER MILESTONES RUSHING Attempts: 296; times 100/17 at Hou (107 yards), 10/29/07 vs. Mia (81 yards). Yards: 172, at LAC, 9/26/07. Rushing TDs: 2; first times lost, at LAC, 10/10/21; Long: 69, at LAC, 9/24/02; RECEIVING Receptions: 6; at Ari., 12/15/18; Yards: 125, at NE, 10/4/18; TDs: 2; twice, at NE, 9/10/14 vs. Cin, 10/19/18; Long: 78; at NE, 5/17/07 NFL Debut: at NE, 5/17/07; First NFL rushing attempt: at NE, 9/17/07; First NFL rushing TD: at NE, 9/17/07; First NFL reception: at NE, 9/17/07.

HUNT'S GAME-BY-GAME STATISTICS

2021, CLEVELAND

Date	Opp	GP	RUSHING							RECEIVING						
			GS	No	Yds	Avg	Lg	TD	No	Yds	Avg	Lg	TD			
9/12	at KC	1	0	3	23	5.5	15	1	3	29	9.3	19	0			
9/19	at Hou	1	1	5	26	5.2	13	0	1	2	2.0	2	0			
9/26	Chiefs	1	10	61	81.1	29.4	1	0	74	12.3	23	0				
10/3	at Min	1	14	69	4.9	23	1	1	17	8.5	9	0				
10/10	at LAC	1	0	1	6	6.0	2	5	28	5.6	13	0				
10/17	at Ari	1	RB	14	66	4.7	17	0	9	12	4.0	5	0			
10/21	Den-W	1														
10/21	Pit.	1														
11/7	at Cin-W	1														
11/14	at NE-L	1														
11/21	at Bal-W	1														
11/28	at Bal-L	1	7	20	2.9	9	0	0	0	0	0	0				
12/12	at Bal-W	1	2	5	2.5	9	0	2	13	6.5	8	0				
12/19	at Hou-L	1														
12/26	at SEA-L	1														
1/3	at Pit-L	1														
1/9	at Cin-W	1														
2021 totals		8	1	78	388	4.3	23	6	22	174	7.9	23	0			

2020, CLEVELAND

Date	Opp	GP	RUSHING							RECEIVING						
			GS	No	Yds	Avg	Lg	TD	No	Yds	Avg	Lg	TD			
9/13	at Bal-L	1	13	75	5.8	32	0	4	9	2.3	8	0				
9/17	at Cin-W	1	10	86	8.6	23	1	2	15	7.5	9	1				
9/27	at Was-W	1	18	86	2.9	11	0	2	18	9.0	8	0				
10/4	at Den-W	1	11	71	6.5	19	2	0	0	0	0	0				
10/11	at Ind-W	1	RB	20	72	3.6	10	0	9	21	7.0	13	1			
10/18	at Pit-L	1	RB	13	40	3.1	10	0	2	17	8.5	12	0			
10/25	at Cin-W	1	RB	18	83	4.6	15	0	9	28	8.7	16	1			
11/1	at LVA-L	1	RB	14	66	4.7	18	0	2	7	3.5	6	0			
11/8	at Hou-W	1	RB	104	155	1.5	19	0	9	29	9.7	12	0			
11/22	at Phi-W	1	13	11	0.8	6	1	1	10	10.0	10	0				
11/29	at Jax-W	1	10	62	6.2	27	0	0	0	0	0	0				
12/6	at Ten-W	1	14	33	1.9	9	0	9	24	8.0	13	0				
12/13	at Bal-L	1	6	33	5.5	10	1	0	77	12.9	26	1				
12/20	at NYG-W	1	7	21	3.0	14	0	3	7	2.3	7	0				
12/27	at NYJ-L	1	RB	14	11	0.8	5	1	9	41	13.7	24	0			
1/3	at Pit-W	1	10	10	0.7	12	1	1	4	4.0	4	0				
2020 totals		18	6	108	841	4.3	33	6	98	304	8.0	86	5			
1/10	at Phi-W	1	0	0	0.0	0	2	1	3	3.0	13	0				
1/27	at KC-LD	1	0	0	0.0	0	1	0	2	2.0	2	0				
2020 Wild Card Round, 2-AFC Divisional Round																

2019, CLEVELAND

Date	Opp	GP	RUSHING							RECEIVING						
			GS	No	Yds	Avg	Lg	TD	No	Yds	Avg	Lg	TD			
9/8	at NE-L	1														
9/15	at NYJ-L	1														
9/22	at LAR-L	1														
9/29	at Bal-W	1														
10/7	at SEA-L	1														
10/13	at SEA-L	1														
10/27	at NE-L	1														
11/3	at Den-L	1														
11/10	at Bal-W	1	4	30	7.5	9	0	7	44	6.3	19	0				
11/14	at Phi-W	1	6	12	2.0	7	0	6	46	7.7	20	0				
11/24	at Min-W	1	0	27	4.8	9	1	2	0	4.5	8	0				
12/1	at Pit-L	1	7	46	6.6	16	0	5	19	3.9	15	1				
12/8	at Cin-W	1	RB	0	28	3.1	7	1	2	40	30.0	29	0			
12/15	at Ari-L	1	RB	4	14	3.5	8	0	8	62	7.8	16	0			
12/22	at Bal-L	1	2	9	4.0	6	0	4	33	8.3	12	0				
12/29	at Cin-L	1	RB	3	4	1.3	11	0	3	32	10.7	11	0			
2019 totals		6	3	43	173	4.5	17	5	47	207	7.7	23	0			

2018, KANSAS CITY

Date	Opp	GP	RUSHING							RECEIVING						
			GS	No	Yds	Avg	Lg	TD	No	Yds	Avg	Lg	TD			
9/9	at LAC-W	1	RB	18	49	3.1	13	0	0	0	0	0				
9/16	at Pe-W	1	RB	19	75	4.2	16	0	1	5	5	1				
9/23	at SF-W	1	RB	18	94	5.2	18	2	0	0	0	0				
10/1	at Den-W	1	RB	19	121	6.4	45	1	3	54	18	27	0			
10/7	at Jax-W	1	RB	22	87	4.0	24	1	1	7	7	7	0			
10/14	at NE-L	1	RB	10	50	5.0	21	0	5	105	21	67	1			
10/21	at Cin-W	1	RB	15	86	5.7	21	1	1	5	55	11	15	2		
10/28	at Den-W	1	RB	16	50	3.1	11	0	5	36	7.2	29	1			
11/4	at Cin-W	1	RB	17	91	5.4	25	2	1	50	50	50	1			
11/11	at Ari-W	1	RB	16	71	4.4	18	0	2	25	12.5	16	0			
11/19	at LAR-L	1	RB	14	70	5.0	27	0	3	41	13.7	21	1			
12/2																
12/9																
12/13																
12/23																
2018 totals		11	11	181	624	4.7	40	7	28	370	16.1	67	7			

2017, KANSAS CITY

Date	Opp	GP	RUSHING							RECEIVING						
			GS	No	Yds	Avg	Lg	TD	No	Yds	Avg	Lg	TD			
9/7	at NE-W	1	RB	17	348	6.7	59	1	5	99	19.8	79	2			
9/17	at Phi-W	1	RB	13	61	4.7	20	2	9	29	8.3	10	0			
9/24	at LAC-W	1	RB	17	176	10.3	69	1	1	11	11	11	0			
10/2	at Was-W	1	RB	21	101	4.8	17	0	4	20	5	10	0			
10/9	at Hou-W	1	RB	29	107	3.7	23	0	3	9	3	10	0			
10/15	at Pit-L	1	RB	9	21	2.3	5	0	5	89	17.9	37	0			
10/19	at Oak-L	1	RB	18	87	4.8	24	0	4							

D'ERNEST JOHNSON

RUNNING BACK

HEIGHT 5-10
WEIGHT 208
SCHOOL South Florida
BORN 2/27/1996
ACQUIRED FA - '19
EXPERIENCE 4

CAREER TRANSACTIONS

Signed by the Cleveland Browns as an undrafted free agent on May 16, 2019.

AWARDS/HONORS

- Voted NFL FedEx Ground Player of the Week in Week 7 in 2021.

KEY NOTES

- Rushed for a career-high 146 rushing yards in first career start vs. Den. on Oct. 21, 2021. It marked the third-most rushing yards by a player in his first career start over the last 30 seasons, trailing only Kareem Hunt (148) in 2017 and Cadillac Williams (148) in 2005. Added a 4-yard rushing touchdown, the first score of his career.
- Helped the Browns lead the NFL in rushing average in 2021 with a 5.09 mark, the highest average by a Browns team since 1966. Set career-highs in rushing yards (534) and rushing touchdowns (three) in 2021.
- After playing primarily on special teams, received an elevated role in the offense following RB Nick Chubb's second quarter injury at Dallas on Oct. 4, 2020. Rushed for a game-high 96 yards off the bench.
- Member of the former Alliance of American Football, finishing second in the league in rushing and scrimmage yards as an Orlando Apollo in 2019.
- Completed his career as South Florida's all-time leader in all-purpose yards with 4,186, including 1,796 career rushing yards. Scored 29 career touchdowns, including 16 rushing, 12 receiving and one punt return.

PERSONAL

- Attended Immokalee High School in Immokalee, Fla. Helped lead his team to the

state championship game.

- After no team signed him in 2018, he worked on a fishing boat in Key West to help make ends meet. Spent about six weeks reeling in mahi mahi. Also worked as a personal trainer in Gainesville prior to signing with the AAF in 2019.

BEYOND FOOTBALL

- Represented Ocean Conservancy during My Cause, My Cleats and wore Jamee Johnson's name on his helmet as part of the league's social justice initiatives.

JOHNSON'S CAREER STATISTICS

Year	Team	RUSHING							RECEIVING						
		GP	GS	No	Yds	Avg	Lg	TD	No	Yds	Avg	Lg	TD		
2019	Cle	16	0	4	21	5.3	28	0	6	71	11.8	27	0		
2020	Cle	18	0	39	166	5.0	28	0	3	14	4.7	5	0		
2021	Cle	17	2	100	524	5.3	30	3	19	137	7.2	18	0		
NFL totals		49	2	137	711	5.3	30	3	28	222	7.9	27	0		

Year	Team	KICKOFF RETURNS							PUNT RETURNS						
		GP	GS	No	Yds	Avg	Lg	TD	No	Yds	Avg	Lg	TD		
2019	Cle	5	129	25.8	47	0	—	2	6	3	4.5	9	0		
2020	Cle	14	951	25.1	43	0	—	3	4	13	4.3	10	0		
2021	Cle	6	139	23.2	29	0	—	0	0	0	—	—	0		
NFL totals		25	1119	24.0	47	0	—	5	10	28	4.4	10	0		

PLAYOFFS

Year	Team	RUSHING							RECEIVING						
		GP	GS	No	Yds	Avg	Lg	TD	No	Yds	Avg	Lg	TD		
2020	Cle	2	0	0	0	0	—	0	0	0	—	—	0		

Year	Team	KICKOFF RETURNS							PUNT RETURNS						
		GP	GS	No	Yds	Avg	Lg	TD	No	Yds	Avg	Lg	TD		
2020	Cle	5	120	24.0	33	0	—	0	0	0	—	—	0		

ADDITIONAL STATISTICS: Special teams tackles - 6 in 2019; 1 in 2021; NFL totals: 7 Fumbles; 1 (0 lost) in 2020; 1 (0 lost) in 2021; NFL totals: 2 (0 lost).

CAREER MILESTONES: RUSHING: Attempts - 25 vs. Cin., 1/10/21; Yards - 346 vs. Den., 10/21/21; Rushing TDs - 1, three times; last vs. Cin., 1/10/21; Long - 30, at SB, 12/25/21; RECEIVING: Receptions - 7, at NE, 11/14/21; Yards - 58, at NE, 11/14/21; TDs - None; Long - 25, at NYJ, 9/10/19; NFL debut vs. Ten., 9/8/19; First NFL start vs. Den., 10/21/21; First NFL rushing attempt vs. Ten., 9/8/19; First NFL rushing TD vs. Den., 10/21/21 (9 yards); First NFL reception vs. Ten., 9/8/19.

JOHNSON'S GAME-BY-GAME STATISTICS

2021, CLEVELAND

Date	Opp	RUSHING							RECEIVING						
		GP	GS	No	Yds	Avg	Lg	TD	No	Yds	Avg	Lg	TD		
9/12	at NE	1	1	0	0	—	—	0	0	0	—	—	0		
9/19	vs Hou	1	1	0	0	—	—	0	0	0	—	—	0		
9/26	Cle-W	1	2	9	4.5	5	0	0	0	0	—	—	0		
10/2	at Min	1	0	0	—	—	—	0	0	0	—	—	0		
10/10	at LAC	1	1	0	0	—	—	0	0	0	—	—	0		
10/17	at ARI	1	1	2	2.0	2	0	1	7	7.0	7	0			
10/23	at Den	1	RB	22	146	6.6	29	1	2	22	11.0	18	0		
10/31	at Phi	1	4	20	5.5	11	1	1	7	7.0	7	0			
11/7	at Cin	1	8	16	2.0	7	0	0	0	0	—	—	0		
11/14	at NE	1	RB	19	99	5.2	24	0	7	59	8.3	10	0		
11/21	Cle-W	1	5	20	4.0	13	0	0	0	—	—	—	0		
11/28	at Bal	1	0	0	—	—	—	0	0	0	—	—	0		
12/5	at Min	1	4	22	5.5	13	0	1	7	7.0	7	0			
12/10	at LV	1	1	-2	-2.0	-2	0	4	17	4.3	6	0			
12/15	at GB	1	4	56	14.5	30	0	1	8	8.0	8	0			
1/2	at Phi	1	5	13	2.6	0	0	1	1	1.0	1	0			
1/8	Cle-W	1	25	120	4.8	13	1	1	10	10.0	10	0			
2021 totals		17	2	100	5.3	30	3	19	137	7.2	18	0			

2020, CLEVELAND

Date	Opp	RUSHING							RECEIVING						
		GP	GS	No.	Yds	Avg	Lg	TD	No.	Yds	Avg	Lg	TD		
9/13 at	Bal-L	1	1	5	5.0	5	0	0	0	0	-	-	0		
9/17	Cin-W	1	0	0	0	-	0	0	0	0	-	-	0		
9/27	Was-W	1	0	0	-	-	0	0	0	0	-	-	0		
10/4 at	Bal-W	1	13	95	7.3	29	0	0	0	0	-	-	0		
10/11	Ind-W	1	8	32	4.0	28	0	1	4	4.0	4	0			
10/19 at	Pit-L	1	4	1	0.3	8	0	0	0	0	-	-	0		
10/25 at	Cin-W	1	1	3	3.0	3	0	0	0	0	-	-	0		
11/1	LVA-L	1	2	6	3.0	8	0	1	5	5.0	5	0			
11/05	Hou-W	1	0	0	-	-	0	0	0	0	-	-	0		
11/02	Pit-W	1	0	0	-	-	0	0	0	0	-	-	0		
11/09 at	Jax-W	1	0	0	-	-	0	0	0	0	-	-	0		
11/9 at	Ten-W	1	0	0	-	-	0	1	5	5.0	0	0			
12/14	Bal-L	1	0	0	-	-	0	0	0	0	-	-	0		
12/20 at	NYG-W	1	4	24	6.0	21	0	0	0	0	-	-	0		
12/27 at	NYG-L	1	0	0	-	-	0	0	0	0	-	-	0		
1/3	Pit-W	1	0	0	-	-	0	0	0	0	-	-	0		
2020 totals		16	0	23	106	5.0	29	0	3	14	4.7	5	0		
1/10 at	Pit-W1	1	0	0	-	-	0	0	0	0	-	-	0		
1/17 at	KC-L2	1	0	0	-	-	0	0	0	0	-	-	0		

*AFC Wild Card Round; AFC Divisional Round

2019, CLEVELAND

Date	Opp	RUSHING							RECEIVING						
		GP	GS	No.	Yds	Avg	Lg	TD	No.	Yds	Avg	Lg	TD		
9/8	Ten-L	1	1	13	13.0	13	0	2	23	11.5	12	0			
9/16	at NYJ-W	1	3	8	2.7	6	0	3	42	14.0	27	0			
9/22	LAR-L	1	0	0	-	-	0	0	0	0	-	-	0		
9/29	at Bal-W	1	0	0	-	-	0	0	0	0	-	-	0		
10/7	at SF-L	1	0	0	-	-	0	1	6	6.0	6	0			
10/13	Ste-L	1	0	0	-	-	0	0	0	0	-	-	0		
10/27	at NE-L	1	0	0	-	-	0	0	0	0	-	-	0		
11/3	at Den-L	1	0	0	-	-	0	0	0	0	-	-	0		
11/10	Buf-W	1	0	0	-	-	0	0	0	0	-	-	0		
11/14	Pit-W	1	0	0	-	-	0	0	0	0	-	-	0		
11/24	Min-W	1	0	0	-	-	0	0	0	0	-	-	0		
12/1	at Pit-L	1	0	0	-	-	0	0	0	0	-	-	0		
12/8	Cin-W	1	0	0	-	-	0	0	0	0	-	-	0		
12/15	at Ari-L	1	0	0	-	-	0	0	0	0	-	-	0		
12/22	Bal-L	1	0	0	-	-	0	0	0	0	-	-	0		
12/29	at Cin-L	1	0	0	-	-	0	0	0	0	-	-	0		
2019 totals		16	0	4	21	5.3	13	0	6	71	11.8	27	0		

STAFF

PLAYERS

2021 SEASON

HISTORY

RECORDS

GAME DAY

BROWNS NFL ALL-DECADE TEAMS

Player	Team	Pos.	Years on Browns During Decade
Joe Thomas	2010s	Offensive Tackle	2010-17
Alex Mack	2010s	Center	2010-15
Joshua Cribbs	2000s	Kick Returner	2005-09
Amal Lewis	2000s	Running Back (2nd Team)	2007-09
Michael Bates	1990s	Kick Returner	1995
Frank Minnifield	1980s	Corner Back (2nd Team)	1984-89
Ozzie Newsome*	1980s	Tight End (2nd Team)	1980-89
Paul Warfield*	1970s	Wide Receiver (2nd Team)	1976-77
Jim Brown*	1960s	Fullback	1960-65
Gary Collins	1960s	Flanker	1962-69
Gene Hickerson*	1960s	Guard	1960-69
Leroy Kelly*	1960s	Halfback	1964-69
Len Ford*	1950s	Defensive End	1950-57
Otto Graham*	1950s	Quarterback	1950-55
Lou Groza*	1950s	Kicker	1950-59
Dante Lavelli*	1940s	Offensive End	1946-49
Marion Motley*	1940s	Fullback	1946-49
Mac Speedie	1940s	Offensive End	1946-49
Bill Willis*	1940s	Guard	1946-49

*denotes member of the Pro Football Hall of Fame

JOHN JOHNSON III

SAFETY

HEIGHT 6-1
WEIGHT 208
SCHOOL Boston College
BORN 12/19/1995
ACQUIRED UFA (LAR) - '21
EXPERIENCE 6

CAREER TRANSACTIONS

Selected by the Los Angeles Rams in the third round (91st overall) of the 2017 NFL Draft...Signed to the Cleveland Browns as an unrestricted free agent on March 17, 2021.

KEY NOTES

- Tied for team lead with three interceptions in 2021.
- Served as team captain and paced Rams in tackles with 105 in 2020.
- Was one of just five players in 2020 with 100-plus tackles and more than eight passes defended.
- Started at safety in Super Bowl LIII and tallied seven tackles.
- Snagged first-career interception for 69 yards in first NFL start against Seattle on Oct. 8, 2017.
- Registered a single-game career high in tackles with 14 against Philadelphia on Dec. 16, 2018.
- Saw action in 45 contests with 17 starts at Boston College and recorded 169 tackles, 2.5 sacks, six interceptions, three forced fumbles, 20 pass breakups and three forced fumbles.
- Member of Eagles program in 2015 that ranked first in the nation in total yards with 254.3 and part of an Eagles' defense that ranked fifth nationally in passing efficiency allowed (104.6).

PERSONAL

- Native of West Hyattsville, Md. and attended Northwestern High School. Played both sides of the ball at wide receiver and safety. Also played basketball and served as captain as a sophomore.
- Majored in communications at Boston College.

- Recipient of the Jay McGillis '93 Memorial Scholarship Fund in 2016.

BEYOND FOOTBALL

- Through the NFL's My Cause, My Cleats campaign, has raised awareness for The Watts Rams, a football program created in 2013 by LAPD officers from the Southeast Division to serve youth residing in one of the most gang affiliated and violent communities of South Central Los Angeles. The program aims to coaching and mentoring student-athletes in track & field and football while providing a safe and positive outlet.
- Positive role model in the community, being an avid participant in youth football camps, school visits, social justice donations and hospital visits.
- Named the Rams Community Impact Player of the Week in September 2018 after attending an NFL Play 60 Character Camp at Roosevelt High School in Los Angeles.
- In February 2022, donated \$43,000 between three non-profit organizations (Baby2Baby, Cedars-Sinai, and College Track) off a fan vote with top vote getter being the beneficiary of a \$20,000 donation, second place given \$13,000 and \$10,000 for the remaining charity.

JOHNSON III'S CAREER STATISTICS

Year	TACKLES										INTERCEPTIONS					FUMBLES				
	GP	GS	Tot	Solo	Asst	Sk	Yds	No	Yds	Lg	TD	PD	FF	FR	Yds					
2017 LAR	16	11	71	53	18	0.0	0.0	1	69	69	0	11	0	0	0					
2018 LAR	18	18	118	81	37	0.0	0.0	4	46	95	0	11	1	0	0					
2019 LAR	8	5	51	24	27	0.0	0.0	2	9	0	0	2	0	0	0					
2020 LAR	16	18	105	73	32	0.0	0.0	1	0	0	0	8	0	0	0					
2021 Cle	15	15	73	36	37	0.5	0.0	3	31	31	0	2	1	0	0					
NFL totals	63	63	404	231	173	0.5	0.0	11	206	62	0	30	2	0	0					

PLAYOFFS

Year	TACKLES										INTERCEPTIONS					FUMBLES				
	GP	GS	Tot	Solo	Asst	Sk	Yds	No	Yds	Lg	TD	PD	FF	FR	Yds					
2017 LAR	1	1	6	4	2	0	0	0	0	0	0	0	0	0	0					
2018 LAR	3	3	18	12	6	0	0	1	0	0	0	1	0	0	0					
2020 LAR	2	2	12	11	1	0	0	0	0	0	0	2	0	0	0					
NFL totals	6	6	36	27	9	0	0	1	0	0	0	3	0	0	0					

ADDITIONAL STATISTICS: Interceptions - Kyler Murray (2), C.J. Beathard (1), Teddy Bridgewater (1), Joe Burrow (1), Lamar Jackson (1), Matthew Stafford (1), Mitch Trubisky (1), Carson Wentz (1), Russell Wilson (1) Career sacks - Lamar Jackson (15) Special Teams Tackles: 2 in 2016, 1 in 2017, 2 in 2019, 2 in 2021; NFL totals: 7.

SINGLE-GAME HIGHS & CAREER MILESTONES: TACKLES - 11, at TB, 9/25/18; Solo - 10, at TB, 9/25/18; Interceptions: 1 (11 times); last, at Bal., 11/26/21; Long Sk. at Ari., 1/23/17; TDs: 1 twice; last, at Ari., 1/23/17; Sacks - 0.5, vs. Bal., 12/12/21; FUMBLES: Forced - 1 twice, vs. SF, 11/29/20; at Cle., 11/29; Recovered - 1, twice; last, vs. SF, 11/29/20; Blocks: 1, vs. Ari., 1/23/17; Passes defended: 2, vs. Chi., 11/17/19; NFL Debut: at SF, 9/12/18; First NFL Start: at TB, 9/25/18; First NFL Interception: at SF, 10/31/18.

JOHNSON III'S GAME-BY-GAME STATISTICS

2021, CLEVELAND

Date	Opp	TACKLES					INTERCEPTIONS					FUMBLES			
		GP	GS	Tot	So	As	Sk	Yd	Int	Yd	Lg	TD	P0	FF	FR
9/12 at KC	L	FS	5	4	1	0.0	0.0	0	0	-	0	1	0	0	0
9/19 at Hou	L	FS	2	2	0	0.0	0.0	0	0	-	0	0	0	0	
9/26 at Cin	L	FS	1	0	1	0.0	0.0	0	0	-	0	0	0	0	
10/3 at Min	L	FS	2	2	0	0.0	0.0	0	0	-	0	0	0	0	
10/10 at SAC	L	FS	6	6	0	0.0	0.0	0	0	-	0	0	0	0	
10/17 at Ari	L	FS	5	2	3	0.0	0.0	0	0	-	0	0	0	0	
10/24 at Den	L	FS	2	2	0	0.0	0.0	1	0	0	0	1	0	0	
10/31 at Phi	L	FS	4	1	3	0.0	0.0	0	0	-	0	0	0	0	
11/7 at Cin	L	FS	3	3	0	0.0	0.0	1	31	31	0	1	1	0	
11/14 at NE	L	FS	3	1	2	0.0	0.0	0	0	-	0	0	0	0	
11/21 at Den	L	FS	6	5	1	0.0	0.0	0	0	-	0	0	0	0	
11/28 at Bal	L	FS	6	4	2	0.0	0.0	1	0	0	0	1	0	0	
12/02 at Bal	L	FS	7	6	1	0.5	0.0	0	0	-	0	0	0	0	
12/09 at NYJ	L	FS	5	0	5	0.0	0.0	0	0	-	0	1	0	0	
12/05 at GB	L	FS	***Inactive - hamstring***												
1/2 at Phi	L	FS	***Inactive - hamstring***												
1/9 at Cin	L	FS	2	0	2	0.0	0.0	0	0	-	0	0	0	0	
2021 totals	19	19	59	56	69	0.0	0.0	3	31	31	0	5	1	0	

2020, LOS ANGELES RAMS

Date	Opp	TACKLES					INTERCEPTIONS					FUMBLES			
		GP	GS	Tot	So	As	Sk	Yd	Int	Yd	Lg	TD	P0	FF	FR
9/13 at Dal	L	FS	4	3	1	0	0	0	0	0	0	0	0	0	0
9/20 at Phy	L	FS	10	6	4	0	0	0	0	0	0	2	0	0	0
9/27 at Buf	L	FS	8	6	2	0	0	1	0	0	0	1	0	0	0
10/4 at NYJ	L	FS	4	1	0	0	0	0	0	0	0	0	0	0	0
10/11 at SF	L	FS	13	5	8	0	0	0	0	0	0	0	0	0	0
10/18 at Cin	L	FS	5	3	2	0	0	0	0	0	0	1	0	0	0
10/25 at Was	L	FS	5	4	1	0	0	0	0	0	0	1	0	0	0
11/15 at Sea	L	FS	8	8	0	0	0	0	0	0	0	0	0	0	0
11/22 at TB	L	FS	3	3	0	0	0	0	0	0	0	1	0	0	0
11/29 at SF	L	FS	7	6	1	0	0	0	0	0	0	0	0	0	0
12/6 at Ari	L	FS	9	8	1	0	0	0	0	0	0	0	0	0	0
12/13 at NE	L	FS	5	2	3	0	0	0	0	0	0	0	0	0	0
12/20 at NYJ	L	FS	7	6	1	0	0	0	0	0	0	0	0	0	0
12/27 at Sea	L	FS	6	5	1	0	0	0	0	0	0	0	0	0	0
1/3 at Ari	L	FS	4	0	0	0	0	0	0	0	0	0	0	0	0
2021 totals	19	19	129	77	28	0	0	1	0	0	0	1	0	0	0
1/9 at Sea	L	FS	3	3	0	0	0	0	0	0	0	1	0	0	0
1/16 at GB	L	FS	8	6	1	0	0	0	0	0	0	1	0	0	0

2019 Wild Card Round

2-NFC Divisional Round

2019, LOS ANGELES

Date	Opp	TACKLES					INTERCEPTIONS					FUMBLES			
		GP	GS	Tot	So	As	Sk	Yd	Int	Yd	Lg	TD	P0	FF	FR
8/8 at Car	L	FS	11	8	5	0	0	0	0	0	0	0	0	0	0
8/15 at NG	L	FS	4	2	0	0	0	1	0	0	0	1	0	0	0
8/22 at Cin	L	FS	8	2	7	0	0	1	0	0	0	1	0	0	0
8/29 at TB	L	FS	11	6	5	0	0	0	0	0	0	0	0	0	0
9/5 at Sea	L	FS	2	2	0	0	0	0	0	0	0	0	0	0	0
9/12 at SF	L	FS	4	5	0	0	0	0	0	0	0	0	0	0	0
9/20 at Ari	L	FS	4	5	0	0	0	0	0	0	0	0	0	0	0
9/27 at Atl	L	FS	4	4	0	0	0	0	0	0	0	0	0	0	0
10/04 at Atl	L	FS	***Injured reserve-shoulder***												
10/11 at Cin	L	FS	***Injured reserve-shoulder***												
10/18 at Phi	L	FS	***Injured reserve-shoulder***												
10/25 at Cin	L	FS	***Injured reserve-shoulder***												
11/1 at Cin	L	FS	***Injured reserve-shoulder***												
11/05 at Bal	L	FS	***Injured reserve-shoulder***												
11/11 at Ari	L	FS	***Injured reserve-shoulder***												
11/18 at Sea	L	FS	***Injured reserve-shoulder***												
11/25 at Dal	L	FS	***Injured reserve-shoulder***												
12/1 at SF	L	FS	***Injured reserve-shoulder***												
12/09 at Ari	L	FS	***Injured reserve-shoulder***												
2019 totals	19	19	61	44	27	0	0	2	0	0	0	2	0	0	0

2018, LOS ANGELES RAMS

Date	Opp	TACKLES					INTERCEPTIONS					FUMBLES			
		GP	GS	Tot	So	As	Sk	Yd	Int	Yd	Lg	TD	P0	FF	FR
8/10 at Oak	L	FS	6	3	0	0	0	0	0	0	0	0	0	0	0
8/16 at Ari	L	FS	7	6	1	0	0	0	0	0	0	0	0	1	0
8/23 at LAC	L	FS	4	2	2	0	0	0	0	0	0	0	0	1	0
8/27 at Min	L	FS	11	6	5	0	0	0	0	0	0	0	0	2	0
9/07 at Sea	L	FS	8	3	5	0	0	0	0	0	0	0	0	0	0
9/14 at Den	L	FS	4	2	2	0	0	0	1	0	0	0	0	1	0
9/21 at SF	L	FS	2	2	0	0	0	0	1	11	11	0	0	1	0
9/28 at GB	L	FS	5	3	2	0	0	0	0	0	0	0	0	1	0
10/4 at NYJ	L	FS	5	4	1	0	0	0	0	0	0	0	0	0	0
10/11 at Sea	L	FS	6	4	2	0	0	0	0	0	0	0	0	0	0
10/19 at KC	L	FS	11	9	2	0	0	0	0	0	0	0	0	0	0
10/27 at Cin	L	FS	12	10	2	0	0	0	0	0	0	1	25	25	0
10/28 at Phi	L	FS	14	11	3	0	0	0	0	0	0	0	0	1	0
10/29 at Ari	L	FS	5	3	2	0	0	0	0	0	0	0	0	0	0
10/30 at SF	L	FS	8	5	3	0	0	0	0	0	0	0	0	1	0
11/02 at Dal	L	FS	7	4	3	0	0	0	0	0	0	0	0	0	0
11/19 at MD	L	FS	4	3	1	0	0	0	1	0	0	0	0	1	0
12/03 at NE	L	FS	7	5	2	0	0	0	0	0	0	0	0	0	0

2018 Divisional Round

2-NFC Championship

3-Super Bowl LIII

2017, LOS ANGELES RAMS

Date	Opp	TACKLES					INTERCEPTIONS					FUMBLES			
		GP	GS	Tot	So	As	Sk	Yd	Int	Yd	Lg	TD	P0	FF	FR
8/10 at Ari	L	FS	1	1	0	0.0	0.0	0	0	0	0	0	0	0	0
8/17 at Phi	L	FS	1	0	0	0.0	0.0	0	0	0	0	0	0	0	0
8/23 at SF	L	FS	1	0	0	0.0	0.0	0	0	0	0	0	0	0	0
8/31 at Dal	L	FS	1	0	0	0.0	0.0	0	0	0	0	0	0	0	0
9/07 at Sea	L	FS	3	2	1	0.0	0.0	0	0	0	0	0	0	0	0
9/14 at Jax	L	FS	3	2	1	0.0	0.0	0	0	0	0	0	0	2	0
9/22 at Ari	L	FS	5	4	1	0.0	0.0	0	0	0	0	0	0	0	0
9/29 at NYJ	L	FS	7	4	3	0.0	0.0	0	0	0	0	0	0	0	0
10/05 at Min	L	FS	8	8	0	0.0	0.0	0	0	0	0	0	0	0	0
10/12 at NYJ	L	FS	4	3	1	0.0	0.0	0	0	0	0	0	0	1	0
10/19 at Ari	L	FS	6	5	1	0.0	0.0	0	0	0	0	0	0	2	0
10/26 at Phi	L	FS	11	7	4	0.0	0.0	0	0	0	0	0	0	2	0
10/31 at Sea	L	FS	5	2	3	0.0	0.0	0	0	0	0	0	0	1	0
11/05 at NYJ	L	FS	7	5	2	0.0	0.0	0	0	0	0	0	0	0	0
11/12 at NYJ	L	FS	4	4	0	0.0	0.0	0	0	0	0	0	0	0	0
11/19 at Ari	L	FS	6	5	1	0.0	0.0	0	0	0	0	0	0	2	0
12/03 at Phi	L	FS	11	7	4	0.0	0.0	0	0	0	0	0	0	2	0
12/10 at Sea	L	FS	5	2	3	0.0	0.0	0	0	0	0	0	0	1	0
12/17 at NYJ	L	FS	7	5	2	0.0	0.0	0	0	0	0	0	0	0	0
12/24 at SF	L	FS	4	4	0	0.0	0.0	0	0	0	0	0	0	0	0
2017 totals	19	19	71	63	23	0.0	0.0	1	23	23	0	11	0	0	0
1/8 at Atl	L	FS	1	0	1	0.0	0.0	0	0	0	0	0	0	0	0

2-NFC Wild Card Round

STAFF

PLAYERS

2021 SEASON

HISTORY

RECORDS

GAME DAY

SENATE BILL 3

On December 2, 2020, the Browns submitted a letter in support of Ohio Senate Bill 3, which aims to update the state's possession, sealing, and trafficking laws and provides additional resources to the rehabilitation of those suffering from drug addiction. The team's endorsement of the bipartisan bill falls in line with the team's continued efforts for social justice and marks the second time Cleveland players have endorsed a piece of state legislation. In 2017, the Browns voiced their support for Senate Bill 66, which similarly addressed how the justice system treats low-level, non-violent drug offenders.

"Following the formation of the Coalition, the NFL and its member clubs - including the Cleveland Browns - worked to form a joint player-ownership committee focusing on social justice issues. The Cleveland Browns are proud to be a leader in this effort and one of the teams with ownership representation on this committee. We are committed to supporting our players' advocacy priorities and making our community a better place for all."

JOHN KELLY JR.



RUNNING BACK

HEIGHT 5-10
WEIGHT 208
SCHOOL Tennessee
BORN 10/4/1996
ACQUIRED FA-'22
EXPERIENCE 3

CAREER TRANSACTIONS

Drafted by the Los Angeles Rams in the sixth round (176th overall) of the 2018 NFL Draft... Waived by the Rams on August 31, 2019... Signed to the Rams' practice squad on Sept. 1, 2019...Promoted to the Rams' active roster on Oct. 12, 2019...Waived by the Rams on Nov. 16, 2019...Signed to the Rams' practice squad on Nov. 17, 2019...Promoted to the Rams' active roster on Dec. 28, 2019...Waived by the Rams on Sept. 4, 2020...Signed to the Browns' practice squad on Sept. 9, 2020...Released from the Browns' practice squad on Dec. 15, 2020...Signed to the Browns' practice squad on Dec 16, 2020...Signed by the Browns to the reserve/future list on Jan. 19, 2021...Waived by the Browns on Aug. 31, 2021...Signed to the Browns' practice squad on Sept. 1, 2021...Promoted to the Browns' active roster on Oct. 19, 2021...Waived by the Browns on Nov. 20, 2021...Signed to the Browns' practice squad on Nov. 23, 2021...Signed a reserve/futures contract on Jan. 19, 2022.

KEY NOTES

- Appeared in four games and spent the bulk of the 2021 season on the teams' practice squad. Carried the ball twice for 13 yards.
- Spent the entire 2020 season on the Browns' practice squad.
- Contributed on special teams in final four games of the 2018 season and three postseason contests including Super Bowl LIII. Finished the season with 27 carries for 74 yards and added two catches for 27 yards.
- Played in 33 games with 12 starts in three-year collegiate career at Tennessee. Collected 1,573 rushing yards and 15 touchdowns on 327 carries, while adding 43 receptions for 350 yards.

PERSONAL

- Full name is John Marshall Kelly Jr.
- Native of Detroit, Mich., and attended Oak Park (Oak Park, Mich.) High School.
- Majored in journalism and electronic media at Tennessee.
- Recipient of Michael & Christy Coffey Athletic Scholarship Endowment.

KELLY JR.'S CAREER STATISTICS

RUSHING													RECEIVING				
Year	Team	GP	GS	No	Yds	Avg	Lg	TD	No	Yds	Avg	Lg	TD				
2018	LAR	4	0	27	74	2.8	7	0	2	27	13.5	18	0				
2019	LAR	4	0	3	8	2.0	6	0	0	0	-	-	0				
2020	Chi	0	0	0	0	0.0	0	0	0	0	-	-	0				
2021	Chi	0	2	13	6.5	-	-	0	0	0	-	-	0				
NFL totals		12	0	32	88	2.8	11	0	2	27	13.5	18	0				

PLAYOFFS

RUSHING													RECEIVING				
Year	Team	GP	GS	Att	Yds	Avg	Lg	TD	No	Yds	Avg	Lg	TD				
2018	LAR	3	0	0	0	0.0	-	0	0	0	0.0	-	0				

ADDITIONAL STATISTICS: Special teams tackles - None. Fumbles: None.

CAREER MILESTONES: Rushing Attempts - 15, vs. SF, 12/30/18. Yards - 40, at Ari, 12/29/18. Rushing TDs - None. Long - 11, vs. Den, 10/21/18. RECEIVING: Receptions - 1, twice, at Ari, 12/29/18, vs. SF, 12/30/18. Yards - 18, vs. SF, 12/30/18. TDs - None. Long - 18, vs. SF, 12/30/18. NFL Debut: at Chi, 12/6/18. First NFL start: None. First NFL rushing attempt: vs. Phi, 12/9/18. First NFL rushing TD: None. First NFL reception: at Ari, 12/29/18.

KELLY JR.'S GAME-BY-GAME STATISTICS

2021, CLEVELAND

Date		Opp	GP	GS	No	Yds	Avg	Lg	TD	No	Yds	Avg	Lg	TD
9/12	at	NEC												
9/19		Hou-W												
9/26		Chi-W												
10/9	at	Mia-W												
10/10	at	LAC-L												
10/17		Ari-L												
10/23		Den-W	1	2	13	6.5	11	0	0	0	-	-	0	
10/31		Pit-L	1	0	0	-	-	0	0	0	-	-	0	
11/7	at	Chi-W	1	0	0	-	-	0	0	0	-	-	0	
11/14	at	NEC												
11/21		Det-W												
11/28		Bal-L												
12/12		Bra-W												
12/20		LV-L	1	0	0	-	-	0	0	0	-	-	0	
12/25		GB-L												
1/2	at	Pit-L												
1/8		Chi-W												
2021 totals			4	0	2	13	6.5	11	0	0	0	-	-	0

2020, CLEVELAND

Date		Opp	GP	GS	No	Yds	Avg	Lg	TD	No	Yds	Avg	Lg	TD
9/13	at	Bal-L												
9/17		Chi-W												
9/27		Was-W												
10/4	at	Dal-W												
10/11		Ind-W												
10/18	at	Pit-L												
10/25	at	Chi-W												
1/1		LV-L												
1/15		Hou-W												
1/22		Phi-W												
1/28	at	San-W												
1/30	at	Ten-W												
1/31		Bal-L												
1/31		IND-W												
1/31		NYJ-L												
1/31		Pit-W												
2020 totals			0	0	0	0	0.0	0	0	0	0.0	0	0	0
1/10	at	PH-W1												
1/17		KC-L2												
NFL Wild Card Round														
NFC Divisional Round														

2019, LOS ANGELES RAMS

Date	Opp	RUSHING							RECEIVING						
		GP	GS	No	Yds	Avg	Lg	TD	No	Yds	Avg	Lg	TD		
9/8	at Car-W				***Rams practice squad***										
9/15	NO-W				***Rams practice squad***										
9/22	at Cin-W				***Rams practice squad***										
9/29	TB-L				***Rams practice squad***										
10/3	at Sea-L				***Rams practice squad***										
10/13	SF-L	1	0	0	-	-	0	0	0	-	-	0	0		
10/20	at AH-W	1	3	9	3.0	6	0	0	0	-	-	0	0		
10/27	Cin-W	1	0	0	-	-	0	0	0	-	-	0	0		
11/03	at Pit-L				***practice***										
11/7	Chi-W				***did not play***										
11/25	Bal-L				***Rams practice squad***										
12/1	at Ari-W				***Rams practice squad***										
12/9	Sea-W				***Rams practice squad***										
12/15	at Dal-L				***Rams practice squad***										
12/22	at SCL				***Rams practice squad***										
12/29	Ari-W	1	0	0	-	-	0	0	0	-	-	0	0		
2019 totals		4	0	9	3.0	6	0	0	0	-	-	0	0		

2018, LOS ANGELES RAMS

Date	Opp	RUSHING							RECEIVING						
		GP	GS	No	Yds	Avg	Lg	TD	No	Yds	Avg	Lg	TD		
9/10	at Dak-W				***Rams practice squad***										
9/16	Ari-W				***Rams practice squad***										
9/23	LAC-W				***Rams practice squad***										
9/27	Min-W				***Rams practice squad***										
10/7	at Sea-W				***Rams practice squad***										
10/14	at Cin-W				***Rams practice squad***										
10/21	at SF-W				***Rams practice squad***										
10/29	GB-W				***Rams practice squad***										
11/4	at IND-L				***Rams practice squad***										
11/11	Sea-W				***Rams practice squad***										
11/19	KC-W				***Rams practice squad***										
12/2	at Dal-W				***Rams practice squad***										
12/9	at Chi-L	1	0	0	0.0	0	0	0	0	0	0.0	0	0		
12/16	Phi-L	1	2	4	2.0	4	0	0	0	0.0	0	0	0		
12/23	at Ari-W	1	10	40	4.0	7	0	1	9	3.0	9	0	0		
12/30	SF-W	1	15	30	2.0	7	0	1	18	18.0	18	0	0		
2018 totals		4	27	74	2.7	7	0	2	27	13.5	18	0	0		
1/2	Dal-W	1	0	0	0	0	0	0	0	0	0	0	0		
1/20	at NO-W	1	0	0	0	0	0	0	0	0	0	0	0		
2/3	NE-L	1	0	0	0	0	0	0	0	0	0	0	0		

NFC Divisional Round 2-NFC Championship; 3 Super Bowl LIII

STAFF
PLAYERS
2021 SEASON
HISTORY
RECORDS
GAME DAY

BILL WILLIS FELLOWSHIP

The Browns created the Bill Willis Coaching Fellowship in 2020, which is intended for a rising minority coach with a focus on the offensive side of the ball. In the program, the coach spends a full season with Cleveland's coaching staff and assists coaches with week-to-week game plans and talent evaluations. The fellowship also provides the coach with a plethora of resources to network with other coaches, gain valuable knowledge on the implementation of NFL-level coaching methods, and improve their path to a professional coaching career.

The team created the fellowship to provide opportunities and experience to minority coaches, who have historically faced barriers in their pursuit of entry-level positions and promotions. The fellowship was named after Willis, who along with teammate Marion Motley, overcame many obstacles to become two of the first African-American professional football players in the modern era. Willis played with the Browns from 1946-53 and was enshrined into the Pro Football Hall of Fame in 1977.

Ashton Grant was named the first-ever recipient of the Bill Willis Coaching Fellowship on July 14, 2020. The latest recipient of the fellowship is Israel Woolfork—who will work closely with quarterbacks coach Drew Petzing.

RICHARD LECOUNTE III

SAFETY

HEIGHT 5-11
WEIGHT 196
SCHOOL Georgia
BORN 9/11/1998
ACQUIRED D5b - '21
EXPERIENCE 2

CAREER TRANSACTIONS

Originally drafted by the Cleveland Browns in the fifth round (169th overall) of the 2021 NFL Draft.

KEY NOTES

- Contributed in nine games with one start as a rookie.
- Played in 44 games at Georgia, posting 176 tackles, 19 pass breakups, eight interceptions, six fumble recoveries and four forced fumbles. Played in six games with five starts as a senior in 2020 and recorded 26 total tackles, three interceptions and four pass breakups. Missed four games (plus all but the final play of the final game) due to injuries sustained in an Oct. 31 traffic accident. Led the SEC in fumbles recovered with three and was second in interceptions with four.

PERSONAL

- Last name is pronounced luh-COUNT.
- Native of Riceboro, Ga. and attended Liberty County High School (Hinesville, Ga.). Also participated in basketball and track and field.
- Majored in sport management.

LECOUNTE III'S CAREER STATISTICS

Year	Team	TACKLES					INTERCEPTIONS					FUMBLES					
		GP	GS	Tot	Solo	Asst	Sk	Yes	No	Yds	Lg	TD	PD	FF	FR	Yds	
2021	Cle	9	1	2	2	0	0.0	0.0	0	0	0	-	0	0	0	0	0
NFL totals		9	1	2	2	0	0.0	0.0	0	0	0	-	0	0	0	0	0

ADDITIONAL STATISTICS: Special teams tackles - 1 in 2021.

LECOUNTE III'S GAME-BY-GAME STATISTICS

2021, CLEVELAND																	
Date	Opp	GP	GS	TACKLES					INTERCEPTIONS					FUMBLES			
				Tot	Solo	As	Sk	Yes	No	Yds	Lg	TD	PD	FF	FR		
9/12	at KC-L	1	0	0	0	0	0.0	0.0	0	0	-	0	0	0	0	0	
9/19	Hou-W																
9/26	Chi-W																
10/3	at Min-W	1	0	0	0	0	0.0	0.0	0	0	-	0	0	0	0		
10/10	at LAC-L																
10/17	Atk-L	1	0	0	0	0	0.0	0.0	0	0	-	0	0	0	0		
10/21	Det-W	1	0	0	0	0	0.0	0.0	0	0	-	0	0	0	0		
10/23	PH-L																
10/27	at Cin-W	1	0	0	0	0	0.0	0.0	0	0	-	0	0	0	0		
11/04	at NE-L																
11/01	Det-W	1	0	0	0	0	0.0	0.0	0	0	-	0	0	0	0		
11/08	at Bal-L																
12/12	Bal-W																
12/20	LVA-L	1	1	1	1	0	0.0	0.0	0	0	-	0	0	0	0		
12/26	at GB-L	FS	1	1	0	0	0.0	0.0	0	0	-	0	0	0	0		
1/3	at PH-L	1	0	0	0	0	0.0	0.0	0	0	-	0	0	0	0		
1/9	at Cin-W																
2021 totals		9	1	2	2	0	0.0	0.0	0	0	-	0	0	0	0	0	



CORNERBACK

HEIGHT 6-1
WEIGHT 101
SCHOOL Florida Atlantic
BORN 11/11/1997
ACQUIRED FA - '22
EXPERIENCE 2

CAREER TRANSACTIONS

Signed by the Kansas City Chiefs as an undrafted free agent on May 7, 2019...Waived by Kansas City on Aug. 31, 2019...Signed to Tampa Bay Buccaneers' practice squad on Dec. 18, 2019...Signed by Buccaneers on Dec. 31, 2019...Waived by Tampa Bay on Sept. 4, 2020...Signed to Buccaneers' practice squad on Sept. 6, 2020...Elevated to Tampa Bay's active roster for Week 12 and reverted back to practice squad...Elevated to Buccaneers' active roster for Week 14 and reverted back to practice squad...Elevated to Tampa Bay's active roster for Week 16 as COVID-19 replacement and reverted back to practice squad...Elevated to Buccaneers active roster for Week 17 as COVID-19 replacement and reverted back to practice squad...Elevated to Tampa Bay's active roster for Divisional Round of 2020 playoffs and reverted back to practice squad...Signed by Buccaneers on Jan. 11, 2021...Waived by Tampa Bay on Aug. 31, 2021...Signed to Buccaneers' practice squad on Sept. 1, 2021...Released from Tampa Bay's practice squad on Sept. 20, 2021...Signed to Cleveland Browns' practice squad on Sept. 28, 2021...Elevated to Cleveland's active roster for Week 6 and reverted back to practice squad...Elevated to Cleveland's active roster for Week 7 and reverted back to practice squad...Signed to Browns' active roster on Oct. 29, 2021...Waived by Cleveland on Nov. 8, 2021...Signed to Browns' practice squad on Nov. 10, 2021...Elevated to Cleveland's active roster for Week 10 (COVID-19 replacement) on Nov. 13, 2021 and reverted back to practice squad on Nov. 15, 2021...Elevated to active roster for Week 11 (COVID-19 replacement) on Nov. 20, 2021 and reverted back to practice squad on Nov. 22, 2021...Elevated to active roster for Week 14 (COVID-19 replacement) on Dec. 11, 2021 and reverted back to practice squad on Dec. 13, 2021...Elevated to Cleveland's active roster for Week 15 as COVID-19 replacement on Dec. 16, 2021 and reverted back to practice squad on Dec. 21, 2021...Elevated to Cleveland's active roster for Week 16 as COVID-19 replacement on Dec. 24, 2021 and reverted back to practice

squad on Dec. 26, 2021. Elevated to Cleveland's active roster for Week 18 as COVID-19 replacement on Jan. 8, 2022 and reverted back to practice squad on Jan. 10, 2022...Signed a reserve/futures contract with the Browns on Jan. 13, 2022.

KEY NOTES

- Played in nine games in 2021 and accrued five special teams tackles.
- Appeared in four games with Tampa Bay in 2020, finishing the year with three tackles and an interception.
- Picked off QB Matthew Stafford for his first career interception against Detroit on Dec. 26, 2020.
- Played four seasons at Florida Atlantic from 2015-18 and logged 103 tackles, 16 pass breakups and two forced fumbles.

PERSONAL

- Born in Miramar, Fla. and attended Miramar High School.
- Criminal justice major at Florida Atlantic.

MILLER'S CAREER STATISTICS

Year	Team	TACKLES							INTERCEPTIONS					FUMBLES			
		GP	GS	Tot	Solo	Asst	SK	Yds	No	Yes	Lu	Td	PD	FF	FR	Yds	
2020	TB	4	0	3	3	0	0.0	0.0	1	2	2	0	1	0	0	0	0
2021	Cle	9	0	0	0	0	0.0	0.0	0	0	0	0	0	0	0	0	
NFL totals:		13	0	3	3	0	0.0	0.0	1	2	2	0	1	0	0	0	

PLAYOFFS

Year	Team	TACKLES							INTERCEPTIONS					FUMBLES			
		GP	GS	Tot	Solo	Asst	SK	Yds	No	Yes	Lu	Td	PD	FF	FR	Yds	
2020	TB	0	0	0	0	0	0.0	0.0	0	0	0	0	0	0	0	0	

ADDITIONAL STATISTICS: Interceptions - David Bluff III Special Teams Tackles: 2 in 2020, 5 in 2021. NFL totals: 7.

SINGLE GAME HIGHS & CAREER MILESTONES: TACKLES: Total - 3, at Det., 12/26/20. Solo - 3, at Det., 12/26/20. Yds - 2, at Det., 12/26/20. Tds - None. FUMBLES: Forced - None. NFL Debut: vs. KC, 12/6/20. First NFL Start: None.

MILLER'S GAME-BY-GAME STATISTICS

Date	Opp	Gp	Opp	GS	TACKLES							INTERCEPTIONS					
					Tot	So	As	SK	Yd	Tnt	Yd	Lu	Td	PD	FF	FR	
9/12	at	NEA															
9/19	How-W																
9/26	Chi-W																
10/3	at	Min-W															
10/10	at	LAC-L															
10/17	at	ARI-L	1	0	0	0	0	0.0	0.0	0	0	0	-	0	0	0	0
10/24	at	Den-W	1	0	0	0	0	0.0	0.0	0	0	0	-	0	0	0	0
10/31	at	Pit-L	1	0	0	0	0	0.0	0.0	0	0	0	-	0	0	0	0
10/27	at	Cin-W															
11/3	at	NE-L	1	0	0	0	0	0.0	0.0	0	0	0	-	0	0	0	0
11/21	at	Det-W	1	0	0	0	0	0.0	0.0	0	0	0	-	0	0	0	0
11/28	at	Bal-L															
12/5	at	Buf-L	1	0	0	0	0	0.0	0.0	0	0	0	-	0	0	0	0
12/10	at	LAC-L	1	0	0	0	0	0.0	0.0	0	0	0	-	0	0	0	0
12/16	at	PH-L	1	0	0	0	0	0.0	0.0	0	0	0	-	0	0	0	0
12/20	at	SD-L	1	0	0	0	0	0.0	0.0	0	0	0	-	0	0	0	0
1/2	at	Pit-L															
1/8	Cin-W	1	0	0	0	0	0	0.0	0.0	0	0	0	-	0	0	0	0
2021 totals:		9	0	0	0	0	0.0	0.0	0	0	0	0	0	0	0	0	0

Date	Opp	Gp	Opp	GS	TACKLES							INTERCEPTIONS					
					Tot	So	As	SK	Yd	Tnt	Yd	Lu	Td	PD	FF	FR	
9/12	at	NE															
9/20	Car																
9/27	at	Den															
10/4	LAC																
10/11	at	Chi															
10/18	SD																
10/25	at	LV															
11/2	at	NYG															
11/8	IND																
11/15	at	Car															
11/22	LAR																
11/29	KC	1	0	1	1	0	0	0	0	0	0	0	0	0	0	0	0
12/6	at	Min	1	0	0	0	0	0	0	0	0	0	0	0	0	0	0
12/10	at	At															
12/16	at	Det	1	0	4	4	0	0	0	0	1	2	2	0	1	0	0
1/2	at	At	1	0	0	0	0	0	0	0	0	0	0	0	0	0	0
2020 totals:		2	0	5	5	0	0.0	0.0	1	2	2	0	1	0	0	0	0



STAFF

PLAYERS

2021 SEASON

HISTORY

RECORDS

GAME DAY

HEIGHT 6-0
WEIGHT 192
SCHOOL Northwestern
BORN 5/18/2000
ACQUIRED D1 - '21
EXPERIENCE 2

CAREER TRANSACTIONS

Originally drafted by the Cleveland Browns in the first round (26th overall) of the 2021 NFL Draft.

AWARDS/HONORS

- Named to PFWA's 2021 NFL All-Rookie team.
- Browns 2021 Maurice Bassett Award winner for standout training camp performance by a rookie.

KEY NOTES

- Finished second on the team with nine passes defended, while starting 11 of 12 games played as a rookie in 2021.
- Played in 21 games at Northwestern from 2018-20, collecting 71 tackles, 25 pass breakups, one interception and one fumble recovery. Earned All-America status and first team All-Big Ten honors.

PERSONAL

- Native of Chicago, Ill. and attended IMG Academy (Bradenton, Fla.), after playing his sophomore and junior seasons at Glenbard North High School (Carol Stream, Ill.).
- Also lettered three times in basketball.
- Has three older sisters who all participated in gymnastics growing up. Sister, Zakiya, played college basketball at Division III North Park University.

BEYOND FOOTBALL

- Wore a jacket during the draft with phrases sewn across the sleeves and on the back: "Women Can Ball Too," "Black Lives Matter," "Say Their Names" and "Stop Asian Hate."
- Attended a gathering and walks in Evanston following the murder of George Floyd.
- Started advocating for women's sports in

college after seeing the massive difference in attendance and overall attention women's teams received in college. Attended as many women's basketball games, home and away, as he could, and also frequently attended women's soccer and lacrosse games.

- Supported "Build the Bridge" during My Cause, My Cleats in 2021. The Cleveland Browns partnered with the African-American Football Coaches Association to support "Build the Bridge," designed to empower, develop and unify high school football teams through meaningful interactions between programs of different racial and/or socio-economic demographics in Northeast Ohio.

NEWSOME II'S CAREER STATISTICS

Year	Team	TACKLES										INTERCEPTIONS				FUMBLES			
		GP	GS	Tot	Solo	Asst	Sk	Yds	No	Yds	Lg	TD	PD	FF	FR	Yds			
2021	Cle	12	11	37	33	4	0.0	0.0	0	0	0	0	0	0	9	0	0	0	

NEWSOME II'S GAME-BY-GAME STATISTICS

2021, CLEVELAND		TACKLES										INTERCEPTIONS				FUMBLES			
Date	Opp	GP	GS	Tot	So	As	Sk	Yds	Int	Yds	Lg	TD	PD	FF	FR	Yds			
8/12	at KC-L	1	CB	1	1	0	0.0	0.0	0	0	0	-	0	0	0	0			
8/19	Home	1	CB	3	3	0	0.0	0.0	0	0	0	-	0	1	0	0			
8/26	Chic	1	CB	3	3	0	0.0	0.0	0	0	0	-	0	1	0	0			
10/3	at Min-W																		
10/10	at IAC																		
10/17	at KC-L	1	CB	1	1	0	0.0	0.0	0	0	0	-	0	0	0	0			
10/21	Des-W	1	CB	3	3	0	0.0	0.0	0	0	0	-	0	1	0	0			
10/21	Pho-L	1	CB	3	3	0	0.0	0.0	0	0	0	-	0	1	0	0			
11/7	at Cin-W	1	CB	5	5	0	0.0	0.0	0	0	0	-	0	3	0	0			
11/14	at NE-L	1	CB	3	3	0	0.0	0.0	0	0	0	-	0	0	0	0			
11/21	Det-W	1	CB	1	1	0	0.0	0.0	0	0	0	-	0	0	0	0			
11/28	at Bal	1	CB	3	3	0	0.0	0.0	0	0	0	-	0	0	0	0			
12/12	at Bal																		
12/13	LVA																		
12/13	at SEA																		
1/3	at Pho-L	1	CB	8	7	1	0.0	0.0	0	0	0	-	0	2	0	0			
1/8	Cin-W	1	CB	3	2	1	0.0	0.0	0	0	0	-	0	0	0	0			
2021 totals		12	11	37	33	4	0.0	0.0	0	0	0	-	0	9	0	0			

DAVID NJOKU

TIGHT END

HEIGHT 6-4
WEIGHT 246
SCHOOL Miami (Fla.)
BORN 7/10/1996
ACQUIRED D1c - '17
EXPERIENCE 6

CAREER TRANSACTIONS

Selected by the Cleveland Browns in the first round (29th overall) of the 2017 NFL Draft.

KEY NOTES

- His 15 career receiving touchdowns are the third most by a Browns tight end in team history.
- Led the Browns in receiving touchdowns in 2021.
- Along with TEs Harrison Bryant and Austin Hooper, helped the Browns be the only team in 2021 to have three TEs with at least three TDs.
- Recorded a career-high 149 receiving yards, including a career-long 71-yard touchdown at the Chargers on Oct. 10, 2021. The 71-yard touchdown catch was the longest by an NFL TE since 2019.
- Tied for second on team with four receiving touchdowns in 2018.
- Scored first career touchdown on 23-yard pass from Kevin Hogan at Baltimore on Sept. 17, 2017.
- Also competed in indoor and outdoor track for the Hurricanes from 2015-16.

PERSONAL

- Last name pronounced nuh-JOE-kooh.
- Native of Cedar Grove, N.J. and attended Cedar Grove High School.
- High school national champion in the high jump during his senior year, setting a career-best height of 7 feet, 1 inch.
- Family moved to the United States from Nigeria where his father was a chief, who then bestowed upon him the title Chief David Njoku.
- One of nine siblings (four boys and five girls).

BEYOND FOOTBALL

- One of the most active Browns in the community, volunteering for numerous youth football camps, school visits, military appreciation events and hospital visits.
- Participated in a #EndSARS PSA.

NJOKU'S CAREER STATISTICS

Year	Team	GP	GS	RECEIVING					RUSHING				
				No	Yds	Avg	LG	TD	Att	Yds	Avg	Lg	TD
2017	Cle	16	14	26	286	17.9	26	4	1	1	10	1	0
2018	Cle	16	14	55	839	15.1	80	0	0	0	-	-	0
2019	Cle	4	1	5	41	8.2	18	1	0	0	-	-	0
2020	Cle	13	5	19	219	11.5	29	2	0	0	-	-	0
2021	Cle	16	11	86	1476	17.2	71	4	1	1	10	1	0
NFL totals		65	58	148	1794	11.9	71	15	2	2	10	1	0

PLAYOFFS

Year	Team	GP	GS	RECEIVING					RUSHING				
				No	Yds	Avg	LG	TD	Att	Yds	Avg	Lg	TD
2020	Cle	2	1	5	68	13.6	27	0	0	0	-	-	0

ADDITIONAL STATISTICS: Multiple-TD games - None. Special teams tackles - None. Misc. tackles - 1, vs. Bal., 12/17/17. FUMBLES - None.

CAREER MILESTONES: RECEIVING - Receptions - 7, twice vs. LAC, 10/14/18; at LAC, 10/10/21. Yards - 149, at LAC, 10/10/21. TDs - 1, 15 times; last at Pit., 10/22/20. Long - 66, at Cin., 12/29/18. NFL debut, vs. Pit., 9/10/17. First NFL start, vs. Pit., 9/10/17. First NFL reception, vs. Pit., 9/10/17 (13 yards, D. Kizer). First NFL TD, at Bal., 9/17/17 (23 yards, K. Hogan).

NJOKU'S GAME-BY-GAME STATISTICS

2021, CLEVELAND

Date	Opp	GP	GS	No	Yds	Avg	Lg	TD
9/12	at KC-L	1	TE	3	76	25.3	49	0
9/19	Hou-W	1	TE	2	19	9.5	11	0
9/26	Cin-W	1	TE	0	0	-	-	0
10/3	at Mia-W	1	TE	2	17	8.5	9	0
10/10	at LAC-L	1	TE	7	149	21.3	71	1
10/17	AtL-L	1	TE	1	6	6.0	6	0
10/21	Den-W	1	TE	2	18	9.0	12	0
10/21	Pit-L	1	TE	3	29	10.0	24	0
11/7	at Cin-W	1	TE	1	18	18.0	18	1
11/14	at Mel-L	1	TE	1	11	11.0	11	0
11/21	Den-W	1	TE	2	50	25.0	21	0
11/28	at Bal-L	1	TE	3	35	11.7	20	1
12/2	Bal-W	1	TE	***injured reserve - knee**	-	-	-	-
12/2	Lv-L	1	TE	3	29	9.7	13	0
12/2	at GB-L	1	TE	0	0	-	-	0
1/3	at Pit-L	1	TE	4	29	7.0	9	1
1/8	at Cin-W	1	TE	2	11	5.5	6	0
2021 totals		16	11	58	476	13.2	71	4

2020, CLEVELAND

Date	Opp	GP	GS	No	Yds	Avg	Lg	TD
9/13	at Bal-L	1	TE	3	50	16.7	28	1
9/17	Cin-W	1	TE	***injured reserve - knee**	-	-	-	-
9/27	Was-W	1	TE	***injured reserve - knee**	-	-	-	-
10/4	at Cin-W	1	TE	***injured reserve - knee**	-	-	-	-
10/11	at Ind-W	1	TE	1	6	6.0	6	0
10/18	at Pit-L	1	TE	1	7	7.0	7	0
10/25	at Cin-W	1	TE	2	20	10.0	18	1
11/1	Lv-L	1	TE	1	19	19.0	19	0
11/15	Was-W	1	TE	0	0	-	-	0
11/22	Pit-W	1	TE	0	0	-	-	0
11/28	at Jax-W	1	TE	0	0	-	-	0
12/6	at Ten-W	1	TE	1	5	5.0	5	0
12/14	at GB-L	1	TE	3	46	15.0	20	0
12/20	at NYG-W	1	TE	1	22	22.0	22	0
12/27	at NYJ-L	1	TE	1	26	26.0	18	0
1/3	at Pit-W	1	TE	2	13	6.5	14	0
2020 totals		18	6	18	219	11.2	28	2
1/12	at Phi-N	1	TE	1	7	7.0	7	0
1/17	at KC-L2	1	TE	1	59	14.8	27	0

1-AFC Wild Card Round

2-AFC Divisional Round

2018, CLEVELAND

Date	Opp	GP	GS	No	Yds	Avg	Lg	TD
9/9	at Ten-L	1	TE	4	37	9.3	18	1
9/16	at NYJ-W	1	TE	0	0	-	-	0
9/22	LAR-L	1	TE	***injured reserve - wrist**	-	-	-	-
9/29	at GB-W	1	TE	***injured reserve - wrist**	-	-	-	-
10/7	at SF-L	1	TE	***injured reserve - wrist**	-	-	-	-
10/13	Sea-L	1	TE	***injured reserve - wrist**	-	-	-	-
10/27	at Mel-L	1	TE	***injured reserve - wrist**	-	-	-	-
11/3	at Den-L	1	TE	***injured reserve - wrist**	-	-	-	-
11/10	Bal-W	1	TE	***injured reserve - wrist**	-	-	-	-
11/14	Pit-W	1	TE	***injured reserve - wrist**	-	-	-	-
11/24	Mia-W	1	TE	***injured reserve - wrist**	-	-	-	-
12/1	at Cin-L	1	TE	***injured reserve - wrist**	-	-	-	-
12/9	at GB-W	1	TE	4	40	10.0	4	0
12/15	at Ar-L	1	TE	***inactive - coach's decision**	-	-	-	-
12/22	at Bal-L	1	TE	***inactive - coach's decision**	-	-	-	-
12/29	at Cin-L	1	TE	***inactive - coach's decision**	-	-	-	-
2018 totals		4	1	6	41	8.2	18	1

2018, CLEVELAND

Date	Opp	GP	GS	No	Yds	Avg	Lg	TD
9/8	PHI	1	TE	3	13	4.3	8	0
9/16	at ND-L	1	TE	4	20	5.0	8	0
9/20	IND-W	1	TE	2	36	18.0	19	0
9/30	CHI-K	1	TE	5	62	12.4	14	0
10/7	CHI-W	1	TE	6	69	11.5	24	0
10/14	LAC-L	1	TE	7	55	7.9	22	1
10/21	at TEN	1	TE	4	62	15.5	23	1
10/28	at PH-L	1	TE	0	0	-	-	0
11/4	IND-L	1	TE	4	53	13.2	19	0
11/11	at NY-W	1	TE	1	19	19.0	19	0
11/25	at CHI-W	1	TE	5	83	16.6	24	1
12/2	at HO-L	1	TE	3	8	2.7	9	0
12/9	CHI-W	1	TE	3	65	21.7	28	0
12/15	at DEN-W	1	TE	3	30	10.0	20	0
12/22	CHI-W	1	TE	3	73	24.3	26	1
12/29	at DEN-L	1	TE	3	62	20.7	16	0
2018 totals		18	14	58	639	11.4	28	4

2017, CLEVELAND

Date	Opp	GP	GS	No	Yds	Avg	Lg	TD
9/10	PH-L	1	TE	2	30	15.0	13	0
9/17	at BAL-L	1	TE	3	27	9.0	23	1
9/24	at IND-K	1	TE	2	12	6.0	11	1
10/1	CHI-L	1	TE	2	11	5.5	8	0
10/8	NY-K	1	TE	3	48	16.0	21	1
10/15	at HO-L	1	TE	2	0	0.0	3	0
10/22	at TEN-L	1	TE	2	68	34.0	31	0
10/29	MIN-L	1	TE	2	19	9.5	11	0
11/5	at DEN-L	1	TE	1	3	3.0	3	0
11/12	at PH-L	1	TE	1	13	13.0	13	0
11/19	at CHI-L	1	TE	4	47	11.8	27	0
12/5	at LAC-L	1	TE	4	74	18.5	29	1
12/12	at BAL-L	1	TE	1	3	3.0	3	0
12/17	BAL-L	1	TE	0	0	-	-	0
12/24	at CHI-L	1	TE	1	23	23.0	23	0
12/31	at PH-L	1	TE	2	38	19.0	24	0
2017 totals		18	5	92	888	12.1	34	4

GIRLS HIGH SCHOOL FLAG FOOTBALL CHAMPIONSHIP

The Cleveland Browns created a 'dream' experience in hosting inaugural Girls High School Flag Football Championship Tournament at FirstEnergy Stadium back in May 2022. Nine schools were welcomed to FirstEnergy Stadium to participate in the single-elimination tournament, which featured more than 125 athletes who played in the first spring season of the Northeast Ohio Girls High School Flag Football division. Players from each school received their own introduction out of the tunnel before the games and competed on three separately lined fields in front of a vocal group of supporters in the bleachers. The mission for the Browns and NEO Flag Football will be to continue to expand the amount of girls flag football teams and players. The program went from 55 girls in 2021 to over 140 girls in 2022, and the expectation is that the event at FirstEnergy Stadium – and overall movement across the country toward diversifying the game to include more women – will lead to an even higher jump next year. Kirtland won the championship against Lake Catholic and was given a special trophy on behalf of the Browns for reaching the top. The Browns have devoted heavy efforts toward making flag football a fully sanctioned varsity sport available to female student athletes through the OHSA. In partnership with the Browns, Northeast Ohio Flag launched the first-ever All Girls High School Division in the state of Ohio. Girls flag football is gaining popularity in high schools and colleges throughout the country, and women's flag football is officially a National Association of Intercollegiate Athletics (NAIA) varsity sport, thanks to a two-year partnership between the NAIA, the National Football League (NFL) and Reigning Champs Sports (RCX).

STAFF

PLAYERS

2021 SEASON

HISTORY

RECORDS

GAME DAY

CHRIS
ODOM

LINEBACKER

HEIGHT 6-4
WEIGHT 255
SCHOOL Arkansas State
BORN 9/16/1994
ACQUIRED FA - '22
EXPERIENCE 2

CAREER TRANSACTIONS

Signed by the Atlanta Falcons as an undrafted free agent on May 1, 2017...Waived by the Falcons on Sept. 2, 2017...Claimed via waivers by the Green Bay Packers on Sept. 3, 2017...Waived by the Packers on Sept. 1, 2018...Signed by the Atlanta Falcons as a free agent on April 15, 2019...waived by the Falcons on Aug. 31, 2019...Added to the Washington Redskins' practice squad on Sept. 2, 2019...waived by the Redskins on Oct. 8, 2019...Added to the Redskins' practice squad on Nov. 20, 2019... Added to Washington's active roster on Nov. 30, 2019...Waived by the Redskins on Feb. 14, 2020...Signed by the Cleveland Browns as a free agent on Aug. 6, 2022.

KEY NOTES

- Played for the Houston Gamblers of the upstart United States Football League (USFL) in spring 2022. In just ten games, he led the league in sacks (12.5) and forced fumbles (6) on his way to winning the defensive player of the year award.
- Registered 87 tackles, 16.5 sacks, two pass breakups, four forced fumbles, and a school-record five blocked kicks in 49 games played in college.
- Earned first team All-Sun Belt recognition after recording 12.5 sacks, 17.5 tackles for loss, and four forced fumbles in his senior season.

PERSONAL

- Native of Arlington, Texas and attended Martin High School.
- His father, Cliff, was a linebacker drafted in the third round (72nd overall) of the 1980 NFL Draft by the Cleveland Browns, his only season with the team. He went on to spend 12 more years in the league with

the Baltimore/Indianapolis Colts and Miami Dolphins.

- Majored in Sport Management at Arkansas State University.

ODOM'S CAREER STATISTICS

Year	Team	TACKLES							INTERCEPTIONS					FUMBLES			
		GP	GS	Tot	So	Asst	Sk	Yds	No	Yds	Lg	TD	PD	FF	FR	Yds	
2017	GB	7	0	6	3	3	0.0	0.0	0	0	0	0	0	0	0	0	0
2019	Was	4	0	7	6	1	2.0	23.0	0	0	0	0	0	0	1	0	0
2022 Totals		11	0	13	9	4	2.0	23.0	0	0	0	0	0	0	1	0	0

ADDITIONAL STATISTICS: Sacks - Kyle Allen (2.0). Special teams tackles - 3.

ODOM'S GAME-BY-GAME STATISTICS

2017, WASHINGTON

Date	Opp	TACKLES							INTERCEPTIONS					FUMBLES			
		GP	GS	Tot	So	As	Sk	Yds	Int	Yds	Lg	TD	PD	FF	FR		
9/05	PHI-L																
9/15	CHI-L																
9/23	CHI-L																
9/29	NYG-L																
10/08	NE-L																
10/13	Min-W																
10/20	SP-L																
10/29	Min-L																
11/01	Buf-L																
11/07	NO-L																
11/09	Det-W																
12/1	Car-W	1	4	3	1	2.0	23.0	0	0	0	0	0	0	0	1	0	0
12/04	SEA-L																
12/15	PHI-L	1	1	1	0	0.0	0.0	0	0	0	0	0	0	0	0	0	0
12/22	NYG-L	1	0	0	0	0.0	0.0	0	0	0	0	0	0	0	0	0	0
12/29	at Det-L	1	2	2	0	0.0	0.0	0	0	0	0	0	0	0	0	0	0
2017 Totals		4	0	7	6	1	2.0	23.0	0	0	0	0	0	0	1	0	0

2017, GREEN BAY

Date	Opp	TACKLES							INTERCEPTIONS					FUMBLES			
		GP	GS	Tot	So	As	Sk	Yds	Int	Yds	Lg	TD	PD	FF	FR		
9/10	Sea-W	1	0	0	0	0.0	0.0	0	0	0	0	0	0	0	0	0	0
9/17	ARI-L																
9/24	CHI-W	1	1	0	0	0.0	0.0	0	0	0	0	0	0	0	0	0	0
9/30	CHI-W	1	0	0	0	0.0	0.0	0	0	0	0	0	0	0	0	0	0
10/08	Det-W																
10/15	Min-L	1	0	0	0	0.0	0.0	0	0	0	0	0	0	0	0	0	0
10/22	NO-L	1	1	0	1	0.0	0.0	0	0	0	0	0	0	0	0	0	0
11/6	Det-L	1	3	2	1	0.0	0.0	0	0	0	0	0	0	0	0	0	0
11/12	CHI-W																
11/19	Buf-L																
11/26	PHI-W																
12/03	TEN-L																
12/10	CHI-W																
12/17	Car-L																
12/24	Min-L	1	1	1	0	0.0	0.0	0	0	0	0	0	0	0	0	0	0
12/31	at Det-L																
2017 Totals		7	0	6	3	0.0	0.0	0	0	0	0	0	0	0	0	0	0

JEREMIAH OWUSU-KORAMOAH

LINEBACKER

HEIGHT 6-2

WEIGHT 221

SCHOOL Notre Dame

BORN 11/4/1999

ACQUIRED D2 - '21

EXPERIENCE 2

CAREER TRANSACTIONS

Originally drafted by the Cleveland Browns in the second round (52nd overall) of the 2021 NFL Draft.

AWARDS/HONORS

- Named to PFWA's 2021 NFL All-Rookie team.

KEY NOTES

- Finished second on the team with 74 tackles in 14 games as a rookie in 2021.
- Won the 2020 Butkus Award, given to the top collegiate linebacker.
- Unanimous All-America selection and ACC Defensive Player of the Year in 2020.

PERSONAL

- Last name is pronounced oh-WOO-sue CORE-ahh-MOE-uh.
- Native of Hampton, Va. and attended Bethel High School. Also starred in basketball and earned Division I scholarships.
- Grew up idolizing NBA star Allen Iverson, who also attended Bethel High School. The two struck up a friendship with Iverson even attending football games at Notre Dame to see him play.

BEYOND FOOTBALL

- Conducted a youth football camp in spring 2022 and took part in the inaugural NFL Africa: The Touchdown program in summer 2022; both of which took place in Ghana.

OWUSU-KORAMOAH'S CAREER STATISTICS

Year	Team	TACKLES					INTERCEPTIONS				FUMBLES					
		GP	GS	Tot	Solo	Asst	Sk	Yds	No	Yds	TD	PD	FF	FR	Yds	
2021	Cle	14	10	74	48	26	15	75	0	0	-	0	4	2	0	0

ADDITIONAL STATISTICS: Sacker - Justin Fields (0.5), Derek Carr (0.5), Lamar Jackson (0.5). Special teams tackles - 2.

OWUSU-KORAMOAH'S GAME-BY-GAME STATISTICS

2021, CLEVELAND		TACKLES					INTERCEPTIONS				FUMBLES			
Date	Opp	GP	GS	Tot	So	As	Sk	Yds	Tot	Yds	TD	PD	FF	FR
8/12	at KC	1	WILL	2	1	1	0.0	0.0	0	0	-	0	0	0
8/19	Hou-W	1		2	2	0	0.0	0.0	0	0	-	0	1	0
8/26	Chi-W	1	WILL	4	3	1	0.0	25.0	0	0	-	0	2	0
10/9	at Min-W	1	WILL	7	5	2	0.0	0.0	0	0	-	0	0	0
10/10	at LAC-L	1	WILL	4	3	1	0.0	0.0	0	0	-	0	0	1
10/17	At-L	1	WILL	8	5	3	0.0	0.0	0	0	-	0	1	0
10/23	San-W													
10/31	Pit-L													
11/7	at Cin-W													
11/24	at NE-L	1		4	3	1	0.0	0.0	0	0	-	0	0	0
11/21	Det-W	1		4	4	0	0.0	0.0	0	0	-	0	0	0
11/29	at Balt-L	1	WILL	13	8	7	0.0	2.0	0	0	-	0	0	0
12/6	Balt-W	1	WILL	8	8	0	0.0	0.0	0	0	-	0	0	0
12/20	LVA-L	1	WILL	5	3	2	0.0	0.0	0	0	-	0	0	1
12/26	at Balt-L	1	WILL	8	3	5	0.0	0.0	0	0	-	0	0	0
1/2	at Pit-L	1	WILL	7	3	4	0.0	0.0	0	0	-	0	0	0
1/9	Cin-W	1		2	1	1	0.0	0.0	0	0	-	0	0	0
2021 totals		14	10	74	48	26	1.5	7.5	0	0	-	0	4	2

DONOVAN PEOPLES-JONES

WIDE RECEIVER

HEIGHT 6-2
WEIGHT 204
SCHOOL Michigan
BORN 2/19/1999
ACQUIRED 06- '20
EXPERIENCE 3

CAREER TRANSACTIONS

Originally drafted by the Cleveland Browns in the sixth round (187th overall) of the 2020 NFL Draft.

KEY NOTES

- Finished third in the NFL with an average of 17.6 yards per receptions (min. 30 receptions) in 2021.
- Led the Browns in receiving yards in 2021.
- Set career highs in receiving yards (101) and touchdowns (two) vs. Arizona on Oct. 17, 2021.
- Recorded career-long 75-yard touchdown at Tennessee on Dec. 6, 2020, which was the longest play of the season for the Browns.
- Two-time All-Big Ten selection as a wide receiver and two-time All-Big Ten honoree as a punt returner.
- Appeared in 37 games as a Wolverine with 26 starts, totaling 2,155 all-purpose yards with 16 touchdowns (14 receiving).

PERSONAL

- Native of Detroit, Mich. and prepped at Cass Technical High School.
- Played in the 2017 U.S. Army All-American Bowl.
- 2016 Michigan Gatorade High School Player of the Year.
- 2016 Associated Press Michigan Division 1-2 Player of the Year.
- Also ran track, finishing all-state in the 4x100-meter relay and all-city as the 100-meter champion.

BEYOND FOOTBALL

- Released his own mobile game in 2022: Deep Pass Jam. The game donates 25 percent of in-app purchases to Mott Children's Hospital and the Charles Woodson Fund at his alma mater, Michigan.
- Active volunteer in the community, packing boxes for Forgotten Harvest and

Gleaners Food Banks, working the United Auto Workers Neighborhood Cleanup and participating with Never Ever Give Up Children Foundation, while also taking time to lead youth camps in the offseason.

- Wore Breonna Taylor on his helmet decal for the 2020 season as part of the NFL's social justice initiative.
- Used the NFL's My Cause, My Cleats campaign to represent the American Red Cross and Sickle Cell 101. Wants to bring awareness to the severity of the disease and the high-risk impact on the Black community.

PEOPLES-JONES' CAREER STATISTICS

RECEIVING														RUSHING			
Year	Team	GP	GS	No.	Yds	Avg	LG	TD	Akt	Yds	Avg	Lg	TD				
2020	Cle	12	2	34	304	21.7	75*	2	0	0	-	-	0				
2021	Cle	14	2	24	527	17.8	62*	3	0	65	7.9	20	0				
NFL totals		26	4	58	831	18.8	75*	5	0	65	7.9	20	0				

KICKOFF RETURNS										PUNT RETURNS			
Year	Team	No.	Yds	Avg	Lg	TD	No.	FC	Yds	Avg	Lg	TD	
2020	Cle	18	978	21.1	33	0	14	7	77	4.3	13	0	
2021	Cle	0	0	-	0	0	12	3	65	5.4	12	0	
NFL totals		18	978	21.1	33	0	26	10	142	5.7	20	0	

PLAYOFFS

RECEIVING														RUSHING			
Year	Team	GP	GS	No.	Yds	Avg	Lg	TD	Akt	Yds	Avg	Lg	TD				
2020	Cle	2	2	2	31	15.5	23	0	0	0	-	-	0				

KICKOFF RETURNS										PUNT RETURNS			
Year	Team	No.	Yds	Avg	Lg	TD	No.	FC	Yds	Avg	Lg	TD	
2020	Cle	0	0	-	0	0	1	0	8	8.0	8	0	

ADDITIONAL STATISTICS: 100-yard receiving games - 1 (01, vs. Ari, 10/17/21). Multiple TD games - 1 (2, vs. Ari, 10/17/21). FUMBLES: 1 (1 lost) in 2021. Special teams tackles - None.

SINGLE GAME HIGHS & CAREER MILESTONES: RECEIVING: Receptions - 5, twice at LAC 10/10/21, vs. Bal, 12/12/21. Yards - 101, vs. Ari, 10/17/21. TDs - 2, vs. Ari, 10/17/21. Long - 75*, at Ten, 12/6/20. NFL debut: at Dal, 10/16/20. First NFL start: at Dal, 10/16/20. First NFL reception: 2, at Cle, 10/25/20.

PEOPLES-JONES' GAME-BY-GAME STATISTICS

2021 CLEVELAND													
Date	Opp	GP	GS	No.	Yds	Avg	Lg	TD	FC	Yds	Avg	Lg	TD
9/12	at KC-C	1	WR	1	4	4.0	4	0	-	-	-	-	0
9/19	at Hou-W	1	WR	1	34	34.0	34	0	-	-	-	-	0
9/26	at Chi-W	1	WR	2	39	19.5	21	0	-	-	-	-	0
10/3	at Min-W	1	WR	0	0	-	-	0	-	-	-	-	0
10/10	at MIA-C	1	WR	5	70	14.0	42	0	-	-	-	-	0
10/17	at Ari-L	1	WR	4	101	25.3	57*	2	-	-	-	-	2
10/24	at Wash-W	1	WR	1	10	10.0	10	0	-	-	-	-	0
10/31	at Phi-L	1	WR	1	1	1.0	1	0	-	-	-	-	0
11/7	at Cin-W	1	WR	2	88	44.0	62*	1	-	-	-	-	1
11/14	at NE-L	1	WR	1	18	18.0	18	0	-	-	-	-	0
11/21	at Det-W	1	WR	1	1	1.0	1	0	-	-	-	-	0
11/28	at Bal-L	1	WR	2	10	5.0	6	0	-	-	-	-	0
12/5	at Bal-W	1	WR	5	60	12.0	24	0	-	-	-	-	0
12/12	at UFL	1	WR	4	48	12.0	25	0	-	-	-	-	0
12/19	at GB-L	1	WR	1	5	5.0	5	0	-	-	-	-	0
1/5	at Phi-L	1	WR	3	78	26.0	39	0	-	-	-	-	0
1/12	at Cin-W	1	WR	3	38	12.7	22	0	-	-	-	-	0
2021 totals		14	0	34	507	17.8	62*	0	0	0	0	0	0

2020 CLEVELAND													
Date	Opp	GP	GS	No.	Yds	Avg	Lg	TD	FC	Yds	Avg	Lg	TD
9/13	at Bal-L	1	WR	1	1	1.0	1	0	-	-	-	-	0
9/17	at Chi-W	1	WR	1	1	1.0	1	0	-	-	-	-	0
9/27	at Was-W	1	WR	1	1	1.0	1	0	-	-	-	-	0
10/4	at Det-W	1	WR	0	0	-	-	0	-	-	-	-	0
10/11	at Ind-W	1	WR	0	0	-	-	0	-	-	-	-	0
10/18	at Phi-L	1	WR	0	0	-	-	0	-	-	-	-	0
10/25	at Cin-W	1	WR	3	58	19.3	24*	1	-	-	-	-	1
11/1	at UFL	1	WR	0	0	-	-	0	-	-	-	-	0
11/15	at Hou-W	1	WR	2	18	9.0	10	0	-	-	-	-	0
11/22	at Phi-W	1	WR	0	0	-	-	0	-	-	-	-	0
12/6	at Bal-W	1	WR	0	0	-	-	0	-	-	-	-	0
12/16	at Ten-W	1	WR	2	82	41.0	75*	1	-	-	-	-	1
12/14	at Bal-L	1	WR	3	74	24.7	37	0	-	-	-	-	0
12/20	at NYG-W	1	WR	3	55	18.3	19	0	-	-	-	-	0
12/27	at NYJ-L	1	WR	1	1	1.0	1	0	-	-	-	-	0
1/3	at NYJ-L	1	WR	1	11	11.0	11	0	-	-	-	-	0
2020 totals		12	2	11	304	17.3	75*	2	0	0	0	0	0
1/2	at Phi-W	1	WR	1	8	8.0	8	0	-	-	-	-	0
1/7	at KC-L	1	WR	1	23	23.0	23	0	-	-	-	-	0

* 20-AFC Wild Card Round 02-WFC Divisional Round

JACOB PHILLIPS

LINEBACKER



HEIGHT 6-3
WEIGHT 228
SCHOOL Louisiana State
BORN 4/1/1999
ACQUIRED D3b - '20
EXPERIENCE 3

CAREER TRANSACTIONS

Originally drafted by the Cleveland Browns in the third round (97th overall) of the 2020 NFL Draft.

KEY NOTES

- Missed most of the 2021 season with a biceps injury. Appeared in four games and recorded first career sack against Cincinnati on Jan. 9, 2022.
- Started three of nine games as a rookie and posted 24 tackles with one pass defended.
- Played in 39 games with 26 starts at LSU. Logged 218 career tackles with two sacks and an interception. Led the Tigers in tackles in 2019 (113) after finishing second on the team behind first-round draft pick Devin White in 2018.

PERSONAL

- Native of Nashville, Tenn. and attended East Nashville High School.
- Earned Tennessee's Mr. Football Award in Class 3A.
- Majored in business administration.

BEYOND FOOTBALL

- Member of the Unique Gents, a community service organization in his hometown of Nashville. The group is active in mentoring youth in his community by active involvement to making the world a better and happier place.
- Placed "Stop Hate" on his helmet decal for the 2020 season as part of the NFL's social justice initiative.

PHILLIPS' CAREER STATISTICS

Year	Team	TACKLES					INTERCEPTIONS					FUMBLES					
		GP	GS	Tot	Solo	Asst	Sk	Yds	No	Yds	Lg	TD	PD	FF	FR	Yds	
2020	Cle	9	9	24	15	9	0.0	0.0	0	0	0	0	1	0	0	0	0
2021	Cle	4	1	17	13	4	1.0	6.0	0	0	0	0	3	0	0	0	0
2021 totals		13	4	41	28	13	1.0	6.0	0	0	0	0	3	0	0	0	0

PLAYOFFS

Year	Team	TACKLES					INTERCEPTIONS					FUMBLES					
		GP	GS	Tot	Solo	Asst	Sk	Yds	No	Yds	Lg	TD	PD	FF	FR	Yds	
2020	Cle	2	0	5	4	1	0.0	0.0	0	0	0	0	0	0	0	0	0

ADDITIONAL STATISTICS: Sacks - Brandon Allen (1.0). Special teams tackles - 1.

PHILLIPS' GAME-BY-GAME STATISTICS

2021, CLEVELAND

Date	Opp	TACKLES					INTERCEPTIONS					FUMBLES					
		GP	GS	Tot	So	As	Sk	Yd	Int	Yd	Lg	TD	PD	FF	FR		
9/12	at ARI																
9/19	vs W																
9/26	vs W																
10/3	at Min																
10/10	at ARI																
10/17	at L																
10/21	vs W																
11/01	at Cin																
11/04	at NE																
11/07	vs Cin																
11/09	at Bal																
11/09	vs W	1		3	2	1	0.0	0.0	0	0	-	0	0	0	0	0	
11/10	vs U																
12/05	at GB	1		2	2	0	0.0	0.0	0	0	-	0	0	0	0	0	
1/3	at Pit	1		3	2	1	0.0	0.0	0	0	-	0	1	0	0	0	
1/8	vs Cin	1		5	7	2	1.0	6.0	0	0	-	0	2	0	0	0	
2021 totals		4	1	17	13	4	1.0	6.0	0	0	-	0	3	0	0	0	

2020, CLEVELAND

Date	Opp	TACKLES					INTERCEPTIONS					FUMBLES				
		GP	GS	Tot	So	As	Sk	Yd	Int	Yd	Lg	TD	PD	FF	FR	
8/23	at Bal	1		WILL	1	1	0	0.0	0.0	0	0	-	0	0	0	0
9/7	vs W															
9/17	vs W															
10/4	at W	1		2	2	0	0.0	0.0	0	0	-	0	1	0	0	
10/11	vs Cin	1		1	1	0	0.0	0.0	0	0	-	0	0	0	0	
10/18	at Pit															
10/25	vs W															
11/1	vs U															
11/15	vs W															
11/22	vs W	1		0	0	0	0.0	0.0	0	0	-	0	0	0	0	
11/29	at Jax	1		2	1	1	0.0	0.0	0	0	-	0	0	0	0	
12/6	at Ten	1		3	3	0	0.0	0.0	0	0	-	0	0	0	0	
12/14	at Bal	1		2	2	0	0.0	0.0	0	0	-	0	0	0	0	
12/20	at WIG	1		3	0	3	0.0	0.0	0	0	-	0	0	0	0	
12/27	at NYJ															
1/8	vs W	1		WILL	10	8	2	0.0	0.0	0	0	-	0	0	0	0
1/10	at Pit	1		3	3	0	0.0	0.0	0	0	-	0	0	0	0	
1/17	at KC	1		2	1	1	0.0	0.0	0	0	-	0	0	0	0	
2020 totals		9	3	24	15	9	0.0	0.0	0	0	-	0	1	0	0	

1-AFC Wild Card Round; 2-AFC Divisional Round

STAFF

PLAYERS

2021 SEASON

HISTORY

RECORDS

GAME DAY

ETHAN
POCIC

CENTER



HEIGHT 6-6
WEIGHT 320
SCHOOL Louisiana State
BORN 8/5/1995
ACQUIRED UFA (Sea.) - '22
EXPERIENCE 6

CAREER TRANSACTIONS

Selected by the Seattle Seahawks in the 2nd round (58th overall) of the 2017 NFL Draft... Signed by the Cleveland Browns on April 6, 2022.

KEY NOTES

- Appeared in 57 games for the Seattle Seahawks, tallying 40 career starts (29 at center, six at right guard, five at left guard) across five seasons.
- Started four games on the offensive line that helped the Seahawks lead the NFL in rushing (2,560 yards) in 2018.
- Started a career-high 14 games in the 2020 season.
- Started 37 games at LSU, earning first team All-America by the Football Writers Association of America and second team All-America honors from Walter Camp, Sporting News and the American Football Coaches Association in 2016.

PERSONAL

- Last name is pronounced POE-sick
- Native of Lemont, Ill., and attended Lemont High School.
- Earned his degree in sports administration from Louisiana State University.

POCIC'S CAREER STATISTICS

Year	Team	GP	GS
2017	Sea	16	11
2018	Sea	10	4
2019	Sea	4	1
2020	Sea	24	14
2021	Sea	13	10
NFL Totals		57	40

PLAYOFFS

Year	Team	GP	GS
2018	Sea	1	0
2020	Sea	1	1
NFL Totals		2	1

CAREER MILESTONES: NFL debut at QB, 9/10/17. First NFL start at NYG, 10/8/17.

CHAMPIONSHIP PEDIGREE

The Browns began to make history early in their existence as they appeared in a league championship game in each of their first 10 years. This included their first four seasons in the All-America Football Conference (1946-49) and their first six in the NFL (1950-55). This streak of 10 straight appearances is tied for the most among the major professional sports leagues (NFL, NBA, MLB, NHL).

Team	League	Seasons	Years
Cleveland Browns	AAFC/NFL	10	1946-55
Boston Celtics	NBA	10	1956-65
Montreal Canadiens	NHL	10	1950-59

98



ISAAC ROCHELL

STAFF

PLAYERS

2021 SEASON

HISTORY

RECORDS

GAME DAY

DEFENSIVE END

HEIGHT 6-4
WEIGHT 280
SCHOOL Notre Dame
BORN 4/22/1995
ACQUIRED UFA (1nd.) - '22
EXPERIENCE 6

CAREER TRANSACTIONS

Selected by the Los Angeles Chargers in the seventh round (225th overall) of the 2017 NFL Draft...Waived by the Chargers on Sept. 13, 2017...Signed to the Chargers' practice squad on Sept. 14, 2017...Signed to the Chargers' active roster on Dec. 12, 2017...Signed by the Indianapolis Colts on March 22, 2021...Signed by the Cleveland Browns as an unrestricted free agent on April 22, 2022.

KEY NOTES

- Has played in 63 career games (nine starts) in five seasons with the Colts (2021) and Chargers (2017-20).
- Compiled over 86 tackles, 9.5 sacks, three pass defenses, one interception and five special teams stops.
- Recorded first career sack after dropping Bryce Petty at the New York Jets on Dec. 24, 2017.
- Registered first career interception after snaring a C.J. Beathard pass against San Francisco on Sept. 30, 2018.
- Appeared in 50 games with 37 starts for the Fighting Irish and registered 167 tackles, 22 tackles for loss, 4.5 sacks, six pass deflections and one recovered fumble.

PERSONAL

- Last name is pronounced ROW-shell.
- Attended Eagle's Landing Christian Academy in McDonough, Ga.
- Majored in political science at Notre Dame.
- Brother, Matt, was an offensive lineman at Air Force.

BEYOND FOOTBALL

- Started Local Human, which is a philanthropic apparel brand that donates clothes to foster centers and partners with local charities and causes.
- Started #SeeYouOnSunday, which is a hashtag that encourages not utilizing social media on Saturday to foster a healthy social media environment. The movement has held

5Ks, cooking classes and other activities to encourage people to take a break from social media.

ROCHELL'S CAREER STATISTICS

Year	Team	TACKLES										INTERCEPTIONS					FUMBLES				
		GP	GS	Tot	Solo	Asst	Sk	Va	No	Yds	Lg	TD	PD	FF	FR	Yds					
2017	LAC	9	0	4	4	0	1.0	4.0	0	0	0	0	0	0	0	0	0	0	0	0	
2018	LAC	16	9	20	10	10	5.0	30.0	1	4	4	0	1	0	0	0	0	0	0		
2019	LAC	18	0	10	9	7	1.0	1.0	0	0	0	0	0	1	0	0	0	0	0		
2020	LAC	16	6	27	16	11	2.5	5.5	0	0	0	0	1	0	0	0	0	0	0		
2021	IND	16	0	17	10	7	0.0	0.0	0	0	0	0	0	0	0	0	0	0	0		
CAREER	TOTAL	65	7	68	41	35	9.5	37.2	1	4	4	0	1	0	0	0	0	0	0		

PLAYOFFS

Year	Team	TACKLES										INTERCEPTIONS					FUMBLES				
		GP	GS	Tot	Solo	Asst	Sk	Va	No	Yds	Lg	TD	PD	FF	FR	Yds					
2018	LAC	2	0	2	0	2	1.0	10.0	0	0	0	0	0	0	0	0	0	0	0	0	

ADDITIONAL STATISTICS: Multiple-sack games - 1 (15, at Oak, 11/11/18) Career sacks - Derek Carr (2.5), Bryce Petty (1.0), Baker Mayfield (1.0), Russell Wilson (1.0), Josh Rosen (1.0), Drew Lock (1.0), Chad Henne (1.0), Patrick Mahomes (0.5), Gardner Minshew (0.5). Interceptions - C.J. Beathard (1). Special Team Tackles - 1.

SINGLE GAME HIGHS & CAREER MILESTONES: TACKLES - 5, three times last at LV, 12/17/20. INTERCEPTIONS - 1, vs. SF, 9/30/18. Yards - 4, vs. SF, 9/30/18. Long - 4, vs. SF, 9/30/18. TDs - None. FUMBLES Recovered - None. Recovered - None. Passes defensed - 1, three times last at LV, 12/17/20. Sacks - 1.5, at Oak, 11/13/18. NFL debut: at Oak, 9/11/17. First NFL start: vs. KC, 9/18/17. First NFL sack: at NYJ, 12/24/17. First NFL interception: vs. SF, 9/30/18.

ROCHELL'S GAME-BY-GAME STATISTICS

2021, INDIANAPOLIS

Date	Opp	TACKLES										INTERCEPTIONS					FUMBLES				
		GP	GS	Tot	So	As	Sk	Va	Int	Yd	Lg	TD	PD	FF	FR	Yds					
9/20	Sea-L																				
9/27	IND																				
10/3	at Ten-L																				
10/9	at Mia-W	1		2	1	1	0.0	0.0	0	0	0	0	0	0	0	0	0	0	0	0	
10/16	at Den-L																				
10/17	Hou-W	1		3	1	2	0.0	0.0	0	0	0	0	0	0	0	0	0	0	0	0	
10/24	at SF-W	1		1	1	0	0.0	0.0	0	0	0	0	0	0	0	0	0	0	0	0	
10/25	Ten-L																				
11/4	NOV-W	1		1	1	0	0.0	0.0	0	0	0	0	0	0	0	0	0	0	0	0	
11/14	Jax-W	1		1	0	1	0.0	0.0	0	0	0	0	0	0	0	0	0	0	0	0	
11/21	at Buf-W	1		2	2	0	0.0	0.0	0	0	0	0	0	0	0	0	0	0	0	0	
11/28	TB-L	1		2	1	1	0.0	0.0	0	0	0	0	0	0	0	0	0	0	0	0	
12/5	at Hou-W	1		2	1	1	0.0	0.0	0	0	0	0	0	0	0	0	0	0	0	0	
12/12	NE-W	1		2	1	1	0.0	0.0	0	0	0	0	0	0	0	0	0	0	0	0	
12/19	at Ari-W	1		0	0	0	0.0	0.0	0	0	0	0	0	0	0	0	0	0	0	0	
1/6	LV-L	1		1	1	0	0.0	0.0	0	0	0	0	0	0	0	0	0	0	0	0	
1/13	at Den-L	1		2	2	0	0.0	0.0	0	0	0	0	0	0	0	0	0	0	0	0	
2021 Totals	12	0	17	10	7	0.0	0.0	0	0	0	0	0	0	0	0	0	0	0	0		

2020, LOS ANGELES (AFC)

Date	Opp	TACKLES										INTERCEPTIONS					FUMBLES				
		GP	GS	Tot	So	As	Sk	Va	Int	Yd	Lg	TD	PD	FF	FR	Yds					
9/20	at Cle-W	1		2	1	1	0.0	0.0	0	0	0	0	0	0	0	0	0	0	0	0	
9/27	KC-L	1		2	2	0	0.0	0.0	0	0	0	0	0	0	0	0	0	0	0	0	
10/3	Car-L	1		1	1	0	0.0	0.0	0	0	0	0	0	0	0	0	0	0	0	0	
10/14	at TB-L	1		0	0	0	0.0	0.0	0	0	0	0	0	0	0	0	0	0	0	0	
10/20	at NYJ-L	DE		5	3	2	0.0	0.0	0	0	0	0	0	0	0	0	0	0	0	0	
10/25	Jax-W	1		1	0	1	0.5	4.5	0	0	0	0	0	0	0	0	0	0	0	0	
11/1	at Den-L	1		1	1	0	0.0	0.0	0	0	0	0	0	0	0	0	0	0	0	0	
11/8	LV-L	1		1	1	0	0.0	0.0	0	0	0	0	0	0	0	0	0	0	0	0	
11/15	at Mia-L	DE		0	0	0	0.0	0.0	0	0	0	0	0	0	0	0	0	0	0	0	
11/22	NOV-W	1		0	0	0	0.0	0.0	0	0	0	0	0	0	0	0	0	0	0	0	
11/29	at Buf-L	1		0	0	0	0.0	0.0	0	0	0	0	0	0	0	0	0	0	0	0	
12/6	NE-L	1		1	1	0	0.0	0.0	0	0	0	0	0	0	0	0	0	0	0	0	
12/13	ARI-W	DE		2	1	1	0.0	0.0	0	0	0	0	0	0	0	0	0	0	0	0	
12/17	LV-W	DE		5	1	4	0.0	0.0	0	0	0	0	0	0	0	0	0	0	0	0	
12/27	Den-W	1		4	3	1	0.0	0.0	0	0	0	0	0	0	0	0	0	0	0	0	
1/3	at KC-W	1		DE	2	1	1	1.0	0.0	0	0	0	0	0	0	0	0	0	0	0	
2020 Totals	18	0	27	15	13	2.5	0.0	0	0	0	0	0	0	0	0	0	0	0	0		

2018, LOS ANGELES (AFC)

Date	Opp	TACKLES										INTERCEPTIONS					FUMBLES				
		GP	GS	Tot	So	As	Sk	Va	Int	Yd	Lg	TD	PD	FF	FR	Yds					
9/3	at Det-L	1		0	0	0	0	0	0	0	0	0	0	0	0	0	0	0	0	0	
9/10	Hou-L	1		0	0	0	0	0	0	0	0	0	0	0	0	0	0	0	0	0	
9/17	at Mia-W	1		1	1	0	1	0	0	0	0	0	0	0	0	0	0	0	0	0	
10/8	Den-L	1		1	1	0	0	0	0	0	0	0	0	0	0	0	0	0	0	0	
10/13	Phi-L	1		1	1	0	0	0	0	0	0	0	0	0	0	0	0	0	0	0	
10/20	at Ten-L	1		2	2	0	0	0	0	0	0	0	0	0	0	0	0	0	0	0	
10/27	at Chi-W	1		0	0	0	0	0	0	0	0	0	0	0	0	0	0	0	0	0	
11/2	GB-W	1		1	0	1	0	0	0	0	0	0	0	0	0	0	0	0	0	0	
11/7	at Oak-L	1		1	1	0	0	0	0	0	0	0	0	0	0	0	0	0	0	0	
11/18	KC-L	1		1	0	1	0	0	0	0	0	0	0	0	0	0	0	0	0	0	
12/1	at Den-L	1		0	0	0	0	0	0	0	0	0	0	0	0	0	0	0	0	0	
12/9	at Jax-W	1		1	1	0	0	0	0	0	0	0	0	0	0	0	0	0	0	0	
12/15	Mia-L	1		0	0	0	0	0	0	0	0	0	0	0	0	0	0	0	0	0	
12/22	Den-L	1		0	0	0	0	0	0	0	0	0	0	0	0	0	0	0	0	0	
12/29	at KC-L	1		0	0	0	0	0	0	0	0	0	0	0	0	0	0	0	0	0	
2018 Totals	18	0	10	9	7	1	0	0													



QUARTERBACK

HEIGHT 6-4
WEIGHT 226
SCHOOL UCLA
BORN 2/10/1997
ACQUIRED UFA - '22
EXPERIENCE 4/5

CAREER TRANSACTIONS

Selected by the Arizona Cardinals in the first round (10th overall) of the 2018 NFL Draft... Traded to the Miami Dolphins with a 2020 fifth round pick for a 2019 second round pick on April 26, 2019...Waived by the Dolphins on Sept. 5, 2020...Signed to the Tampa Bay Buccaneers' practice squad on Sept. 8, 2020...Signed to the San Francisco 49ers' practice squad on Dec. 23, 2020...re-signed to one-year contract extension by the 49ers on Feb. 8, 2021...Waived by the 49ers on Aug. 17, 2021...Signed by the Atlanta Falcons on Aug. 24, 2021...Signed by the Cleveland Browns as an unrestricted free agent on July 21, 2022.

KEY NOTES

- Appeared in 24 career games over three seasons played with the Cardinals (14 games, 13 starts), Dolphins (six games, three starts), and Falcons (four games, zero starts).
- Recorded a career high in passing yards (252) against San Francisco on Oct. 28, 2018.
- Registered a career high in passing touchdowns (three) against Oakland on Nov. 18, 2018.
- Started 30 games in three seasons at UCLA (2015-17) where he threw for 9,340 yards, and 59 touchdowns.
- Led the PAC-12 in passing yards per game (341.5) and total offense (332.6 ypg) as a junior.
- Was named PAC-12 offensive freshman of the year, PAC-12 Newcomer of the Year, and a Freshman All-American.
- Set single-season school record in most consecutive passes without an INT (245), as well as most passing yards and touchdowns by a true freshman (3,669 yards, 23 touchdowns).
- Finished college career with school record in most 300-yard passing games (17) and most consecutive games with a passing touchdown (14).

PERSONAL

- Attended St. John Bosco High School (Bellflower, Ca.) where he threw for nearly 8,500 yards and 90 touchdowns and was named a 1st team All-American after his senior season. Helped lead St. John Bosco to MaxPreps.com national title as a junior.
- Majored in economics at UCLA.
- Parents Elizabeth and Charles were national gold medalists in ice dancing in the 1970s.

BEYOND FOOTBALL

- Played tennis from ages 6-12, becoming nationally ranked and the number two player in Southern California at one point.
- Joined the nonprofit organization 4oceen in February 2019 where he helped in community cleanup efforts of Daytona Beach.
- Wore upcycled plastic cleats made from recovered ocean plastic during the 2018 season to bring awareness to the growing problem of marine debris.
- Partnered with Parley for the Oceans to raise awareness for climate change, rising sea levels, and pollution in the oceans.

ROSEN'S CAREER STATISTICS

PASSING														
Year	Team	GP	GS	Att	Comp	Pct	Yds	Yds/Att	TD	Int	Lg	Sk	Yds Lst	Rating
2018	ARI	14	13	393	217	55.2	2,278	5.8	11	14	75+	45	320	88.7
2019	MIA	6	3	109	58	53.2	567	5.2	1	5	40	10	93	52.0
2021	ATL	4	0	13	2	15.4	39	3.0	0	0	14	0	0	0.0
NFL totals		24	16	513	277	54.0	2,884	5.6	12	21	75+	61	413	61.1

RUSHING									
Year	Team	GP	GS	No	Yds	Avg	Lg	TD	Fumbles
2018	ARI	14	13	20	138	6.0	20	0	0
2019	MIA	6	3	13	4.3	0	0	0	0
2021	ATL	4	0	0	0.0	0	0	0	0
NFL totals		24	16	33	142	4.3	20	0	0

SINGLE-GAME HIGHS & CAREER MILESTONES: PASSING: Attempts - 41, vs. Det., 12/9/18. Completions - 26, vs. Det., 12/9/18. Completion percentage - 70.8, vs. LAC, 9/29/18. Yards - 252, vs. SF, 10/28/18. QB Rating - 88.9, vs. LAC, 9/29/18. Interceptions - 3, vs. Den., 10/18/18. RUSHING: Attempts - 4, vs. LAR, 12/29/18. Yards - 48, vs. LAR, 12/29/18. Long - 20, vs. SF, 12/29/18. NFL debut: vs. Chi., 9/20/18. First NFL start: vs. Sea., 9/20/18.

ROSEN'S GAME-BY-GAME STATISTICS

2021, ATLANTA												
PASSING												
Date	Opp	GP	GS	Att	Comp	Yds	Pct	TD	INT	LG	SK	Rtg
9/12	Phi-L	1	0	0	0	-	0	0	-	0	0	0
9/19	at TB-L	1	2	0	0	0	0	0	-	0	39.0	0
9/26	at NYG-W											***active-did not play***
10/3	Was-L											***active-did not play***
10/10	NOV-W											***active-did not play***
10/17	at Mia-W											***active-did not play***
10/31	Car-L											***active-did not play***
11/9	at NO-W											***active-did not play***
11/14	at Dal-L	1	6	1	14	18.7	0	1	14	0	0.0	0
11/21	NE-L	1	3	1	5	33.3	0	1	5	0	2.8	0
12/6	at San-W											***active-did not play***
12/5	TB-L											***active-did not play***
12/13	at Car-W											***inactive***
12/13	at SF-L											***inactive***
12/28	Det-W											***inactive***
1/3	at Buf-L											***active-did not play***
1/8	MI-L											***inactive***
2021 totals		4	0	11	2	19	0.0	2	14	0	0.0	0

2020, TAMPA BAY

Date	Opp	GP	PASSING					RUSHING							
			GS	Att	Cmp	Yds	Pct	TD	INT	LG	SK	Rtg	Att	Yds	
9/13 at ND-L															
9/20 at Car-W															
9/27 at Den-W															
10/4 at LAC-W															
10/18 at Chi-L															
10/19 at GB-W															
10/25 at LV-W															
11/2 at NYG-W															
11/8 at ND-L															
11/15 at Car-W															
11/22 at LAR-L															
11/29 at KC-L															
12/13 at Min-W															
12/20 at At-W															

2020, SAN FRANCISCO

Date	Opp	GP	PASSING					RUSHING							
			GS	Att	Cmp	Yds	Pct	TD	INT	LG	SK	Rtg	Att	Yds	
12/20 at Ari-W															

Bears' practice squad														
Date	Opp	GP	GS	Att	Cmp	Yds	Pct	TD	INT	LG	SK	Rtg	Att	Yds
2020 totals	0	0	0	0	0	0	0	0	0	0	0	0	0	0

2019, MIAMI

Date	Opp	GP	PASSING					RUSHING						
			GS	Att	Cmp	Yds	Pct	TD	INT	LG	SK	Rtg	Att	Yds
8/8 at Buf-L			3	11	5	23.9	0	1	5	1	0.0	0	0	0
8/15 at NE-L			1	18	7	97	38.9	0	1	24	3	0.0	0	0
8/22 at Oak-L			1	39	18	200	48.2	0	0	40	3	0.0	3	19
8/29 at LAC-L			1	24	17	150	70.8	1	1	26	4	0.0	0	0
10/13 at Was-L			1	39	25	15	85	80.0	0	2	16	5	0.0	0
10/20 at Buf-L														
10/27 at Buf-L														
11/3 at NYJ-W														
11/10 at Ind-W			1	0	0	0	0	0	0	-	0	-	0	0
11/17 at Buf-L														
11/24 at Cle-L														
12/1 at Phi-W														
12/8 at NYJ-L														
12/15 at NYG-L														
12/22 at Cin-W														
12/29 at NE-W														
2019 totals	6	3	109	68	587	85.2	1	5	40	16	52.0	3	13	0

2018, ARIZONA

Date	Opp	GP	PASSING					RUSHING							
			GS	Att	Cmp	Yds	Pct	TD	INT	LG	SK	Rtg	Att	Yds	
8/19 at Was-L															
8/19 at LAR-L															
8/23 at Chi-L			1	7	4	36	57.1	0	1	10	1	31.5	1	12	
8/30 at Sea-L			1	38	27	15	180	55.6	1	0	31	1	89.5	2	13
9/7 at SF-W			1	38	25	10	170	60.0	1	0	75	1	77.1	3	9
10/4 at Min-L			1	31	21	240	67.7	0	1	40	4	77.4	0	0	
10/18 at Den-L			1	38	23	194	59.8	1	3	27	6	44.2	1	14	
10/28 at SF-W			1	40	23	252	57.5	2	1	37	3	82.5	2	12	
11/11 at KC-L			1	38	22	208	56.4	1	2	24	5	58.5	1	-1	
11/18 at Oak-L			1	38	20	9	136	45.0	3	2	59	1	67.9	1	0
11/25 at LAC-L			1	38	19	12	105	53.2	1	1	26	2	73.4	2	-1
12/2 at GB-W			1	38	26	11	149	42.3	0	0	37	2	61.2	2	22
12/9 at Sea-L			1	38	41	26	240	68.4	0	1	19	3	89.2	2	3
12/16 at Ari-L			1	38	22	13	152	59.1	0	2	40	6	39.4	2	8
12/23 at LAR-L			1	38	23	12	87	52.2	0	0	18	4	61.3	4	48
12/30 at Sea-L			1	38	34	18	149	52.9	1	0	24	6	74.3	0	0
2018 totals	14	13	388	68	2270	55.2	11	14	75	45	60.7	23	138	0	

BROWNS TAKE FIRST TEAM FLIGHT

On Oct. 11, 1946, the Browns took their first team flight. Browns Head Coach Paul Brown innovated travel in professional sports as Cleveland became the first pro team that flew to all road games. In the photo below, the Browns are heading to New York for a Saturday night contest against the New York Yankees.



ANTHONY SCHWARTZ

WIDE RECEIVER

HEIGHT 6-0
WEIGHT 186
SCHOOL Auburn
BORN 9/5/2000
ACQUIRED D3 - '21
EXPERIENCE 2

CAREER TRANSACTIONS

Originally drafted by the Cleveland Browns in the third round (91st overall) of the 2021 NFL Draft.

KEY NOTES

- Led the Browns in kickoff return yards as a rookie, while adding 10 receptions for 135 yards with one TD and six carries for 39 yards.
- In NFL debut, caught three passes for 69 yards with 44-yard long at Kansas City on Sept. 12, 2021. Had two grabs for 60 receiving yards in the first quarter, the most by a Browns rookie in the first quarter of a game.
- Registered first career touchdown on a 5-yard reception at Green Bay on Dec. 25, 2021.
- Totaled 1,433 career receiving yards on 117 catches with six touchdowns in 36 games at Auburn from 2018-20. Also competed in indoor and outdoor track and field as a sprinter at Auburn, setting numerous school records in the 60m.

PERSONAL

- Native of Pembroke Pines, Fla. and graduated from American Heritage (Plantation, Fla.). Helped the school capture back-to-back Florida Class 5A state titles.
- Named the Broward County track and field athlete of the year as a junior and an All-USA sprinter.
- Set a world youth record with a 10.15 100m in the 2017 Florida Relays.
- Was the 2018 Gatorade national boys' track and field athlete of the year.
- Won Florida state Class 2A 100m (10.07) and 200m (20.41) in record times.
- At the IAAF U20 world championships in

- Finland in 2018, took the silver medal in 100m and gold medal in 4x100 relay.
- Majored in business.

SCHWARTZ'S CAREER STATISTICS

Year	Team	RECEIVING					RUSHING						
		GP	GS	No	Yds	Avg	LG	TD	Att	Yds	Avg	Lg	TD
2021	Cle	14	2	10	135	13.5	44	1	6	39	6.5	17	0

Year	Team	KICKOFF RETURNS					PUNT RETURNS					
		No	Yds	Avg	Lg	TD	No	FC	Yds	Avg	Lg	TD
2021	Cle	15	322	21.5	35	0	0	0	0	-	-	0

SCHWARTZ'S GAME-BY-GAME STATISTICS

2021 CLEVELAND												
Date	Opp	GP	GS	No	Yds	Avg	Lg	TD				
9/12	at KC-L	1		3	69	23.0	44	0				
9/19	vs NY-W	1		0	0	-	-	0				
9/26	CIN-W	1		0	0	-	-	0				
10/3	at MIN-W	1		0	0	-	-	0				
10/10	at LAC-A	1		0	0	-	-	0				
10/17	vs H-L	1		2	11	5.5	6	0				
10/23	vs DEN-W	1	WR	2	22	11.0	16	0				
10/31	vs PIT-L	1	WR	0	0	-	-	0				
11/7	at CIN-W	1	WR	1	15	15	15.0	0				
11/14	at NE-L	1	WR	0	0	-	-	0				
11/21	vs DAL-W			***inactive - concussion***								
11/29	at BAL-W			***inactive - concussion***								
12/12	vs BAL-W			***inactive - concussion***								
12/20	vs LAL	1		0	0	-	-	0				
12/25	at GB-L	1		1	5	5.0	5	1				
1/3	at PIT-L	1		0	0	-	-	0				
1/8	vs CIN-W	1		1	15	15.0	13	0				
2021 totals				14	2	10	135	13.5	44	1		

STONE TAKITAKI

LINEBACKER

HEIGHT 6-1
WEIGHT 238
SCHOOL BYU
BORN 6/8/1995
ACQUIRED 03 - '19
EXPERIENCE 4

CAREER TRANSACTIONS

Selected by the Cleveland Browns in the third round (80th overall) of the 2019 NFL Draft.

KEY NOTES

- First career interception was returned for a touchdown after picking off a QB Carson Wentz pass and returning it 50 yards for a score against Philadelphia on Nov. 22, 2020.
- Led team and tied for sixth in the NFL with 12 special teams tackles in 2020.
- Pinned Ravens QB Lamar Jackson down for his first career sack on Monday Night Football against Baltimore on Dec. 14, 2020.
- Set a BYU record for total tackles in a bowl game with 19 during the 2018 Famous Idaho Potato Bowl.
- Once kicked off the BYU football team and later suspended. Turned his life around and was later named team captain. Credits his turnaround to his wife Alyssa, who helped him develop into the person and player he is today.

PERSONAL

- Name is pronounced see-OH-nay TOCK-ee TOCK-ee.
- Married, Alyssa, a swimmer at BYU, in June 2016.
- Attended Heritage High School in Menifee, Calif. and played volleyball.
- Majored in sociology at BYU.
- Youngest of seven with two brothers and four sisters.

BEYOND FOOTBALL

- Participated in the NFL's My Cause, My Cleats initiative. Supported The Little Heroes to raise awareness for kids battling cancer in 2020. Ardent about this subject due to matters of his father, Vaimau Takitaki,

who passed away from adeno carcinoma and metastasis forms of cancer when he was 14 years old. In 2021, supported the American Cancer Society Ohio.

- Worked construction for a year in 2016 when he was not able to play football at BYU. To further passion, started Takitaki Construction Inc. back in 2020. Spends offseason building projects from basements, pouring cement and building foundation of block walls, sidewalks, patio decks, window cuts, etc.

TAKITAKI'S CAREER STATISTICS

Year	TACKLES						INTERCEPTIONS						FUMBLES					
	GP	GS	Tot	Solo	Asst	Sk	No	Yes	Lg	TD	PD	FF	FR	Yds				
2019	16	1	15	12	3	0.0	0	0	0	0	0	0	0	0				
2020	16	12	55	33	22	1.0	1	50	50c	1	1	0	0	0				
2021	15	8	26	18	8	0.0	0	0	0	0	0	1	1	0				
NFL totals	47	21	107	63	44	1.0	1	50	50c	1	1	1	1	0				

PLAYOFFS

Year	TACKLES						INTERCEPTIONS						FUMBLES					
	GP	GS	Tot	Solo	Asst	Sk	No	Yes	Lg	TD	PD	FF	FR	Yds				
2020	0	2	2	0	2	0.0	0	1	23	0	0	0	0	0				

ADDITIONAL STATISTICS: Special teams tackles - 6 in 2019; 12 in 2020; 6 in 2021. NFL totals: 246 Tackles - L. Jackson (110).

SINGLE-GAME HIGHS IN CAREER MULTIPLETS: TACKLES - 7 at Bal. (9/13/20). Solo - 5 at Bal. (9/13/20). Interceptions 1 vs. Phil. (11/20/20). Long Int. vs. Phil. (11/20/20). TDs 1 vs. Phil. (11/20/20). Sacks 1 vs. Bal. (12/14/20). FUMBLES FORCED 1 at Cin. (11/7/21). Recovered 1 vs. Hou. (9/13/21). NFL Debut at NY. (9/13/19). First NFL Start vs. Bal. (10/29/19). First NFL Interception None. Last NFL Interception None. Sacks None. None.

TAKITAKI'S GAME-BY-GAME STATISTICS

Date	Opp	GP	TACKLES						INTERCEPTIONS						FUMBLES					
			GS	Tot	So	As	Sk	Yes	No	Yes	Lg	TD	PD	FF	FR					
9/12	at KC-L	1	1	0	1	0.0	0.0	0	0	0	0	0	0	0	0	0	0			
9/19	Hou-W	1	WILL	2	1	1	0.0	0.0	0	0	0	0	0	0	0	0	1			
9/26	Cin-W	1																		
10/3	at Min-W	1	SAM	2	2	0.0	0.0	0	0	0	0	0	0	0	0	0	0			
10/10	at LAC-L	1		3	0	3	0.0	0.0	0	0	0	0	0	0	0	0	0			
10/17	at Ark-L	1		1	1	0	0.0	0.0	0	0	0	0	0	0	0	0	0			
10/21	Den-W	1	SAM	2	2	0.0	0.0	0	0	0	0	0	0	0	0	0	0			
10/21	Pho-L	1		3	2	1	0.0	0.0	0	0	0	0	0	0	0	0	0			
10/27	at Cle-W	1	SAM	5	3	2	0.0	0.0	0	0	0	0	0	0	0	1	0			
11/4	at NE-L	1	SAM	4	2	2	0.0	0.0	0	0	0	0	0	0	0	0	0			
11/5	at Det-W	1	SAM	1	1	0.0	0.0	0	0	0	0	0	0	0	0	0	0			
11/29	at Bal-L	1		4	1	3	0.0	0.0	0	0	0	0	0	0	0	0	0			
12/12	at Bal-W	1	SAM	0	0	0.0	0.0	0	0	0	0	0	0	0	0	0	0			
12/15	LVA-L	1	SAM	4	2	2	0.0	0.0	0	0	0	0	0	0	0	0	0			
12/20	at GB-L	1		1	1	0.0	0.0	0	0	0	0	0	0	0	0	0	0			
1/3	at Ph-L	1		3	2	1	0.0	0.0	0	0	0	0	0	0	0	0	0			
1/8	Cin-W	1																		
2021 totals	15	8	26	18	8	0.0	0.0	0	0	0	0	1	1	0						

2020 CLEVELAND

Date	Opp	GP	TACKLES						INTERCEPTIONS						FUMBLES					
			GS	Tot	So	As	Sk	Yes	No	Yes	Lg	TD	PD	FF	FR					
9/13	at Bal-L	1	SAM	7	5	2	0.0	0.0	0	0	0	0	0	0	0	0	0			
9/17	Cin-W	1	SAM	5	3	2	0.0	0.0	0	0	0	0	0	0	0	0	0			
9/27	Hou-W	1	SAM	2	2	0.0	0.0	0	0	0	0	0	0	0	0	0	0			
10/4	at Dal-W	1	SAM	4	1	3	0.0	0.0	0	0	0	0	0	0	0	0	0			
10/11	Ind-W	1		4	3	1	0.0	0.0	0	0	0	0	0	0	0	0	0			
10/19	at Ph-L	1	SAM	2	2	0.0	0.0	0	0	0	0	0	0	0	0	0	0			
10/25	at Cin-W	1	SAM	3	2	1	0.0	0.0	0	0	0	0	0	0	0	0	0			
11/1	LVA-L	1		2	1	1	0.0	0.0	0	0	0	0	0	0	0	0	0			
11/5	Hou-W	1	SAM	1	0	1	0.0	0.0	0	0	0	0	0	0	0	0	0			
11/22	Pho-W	1	SAM	2	2	0.0	0.0	1	50	50c	1	1	0	0	0					
11/29	at Ja-W	1																		
1/2	at Tex-W	1		2	2	0	0	0	0	0	0	0	0	0	0	0	0			
12/14	at Bal-L	1	SAM	5	3	2	1.0	1.0	0	0	0	0	0	0	0	0	0			
12/15	at NYG-W	1	SAM	3	1	2	0.0	0.0	0	0	0	0	0	0	0	0	0			
12/27	at NYJ-L	1	SAM	7	3	4	0.0	0.0	0	0	0	0	0	0	0	0	0			
1/3	Pho-W	1	SAM	2	2	0.0	0.0	0	0	0	0	0	0	0	0	0	0			
2020 totals	15	15	55	33	22	1.0	1.0	1	50	50c	1	1	0	0						
1/10	Pho-W	1	SAM	2	1	1	0.0	0.0	0	0	0	0	0	0	0	0	0			
1/17	at KC-L2	1	SAM	3	2	0.0	0.0	0	0	0	0	0	0	0	0	0	0			

E-NFL Wild Card Round; E-AFC Divisional Round

2019, CLEVELAND

Date	Opp	GP	TACKLES					INTERCEPTIONS					FUMBLE				
			GS	Tot	Sa	As	Sk	Vt	Int	Vt	Lg	TD	PA	FF	FR		
9/8	Tex-L																
9/16	at NYJ-W	1	0	0	0	0.0	0.0	0	0	-	0	0	0	0	0	0	0
9/22	Las-L	1	0	0	0	0.0	0.0	0	0	-	0	0	0	0	0	0	0
9/29	at Bal-W	1	0	0	0	0.0	0.0	0	0	-	0	0	0	0	0	0	0
10/7	at SF-L	1	0	0	0	0.0	0.0	0	0	-	0	0	0	0	0	0	0
10/13	at Sea-L	1	0	0	0	0.0	0.0	0	0	-	0	0	0	0	0	0	0
10/27	at NE-L	1	0	0	0	0.0	0.0	0	0	-	0	0	0	0	0	0	0
11/9	at Den-L	1	0	0	0	0.0	0.0	0	0	-	0	0	0	0	0	0	0
11/10	Buf-W	1	0	0	0	0.0	0.0	0	0	-	0	0	0	0	0	0	0
11/14	Pit-W	1	0	0	0	0.0	0.0	0	0	-	0	0	0	0	0	0	0
11/24	Min-W	1	1	1	0	0.0	0.0	0	0	-	0	0	0	0	0	0	0
12/1	at Pit-L	1	3	3	0	0.0	0.0	0	0	-	0	0	0	0	0	0	0
12/8	Chi-W	1	1	1	0	0.0	0.0	0	0	-	0	0	0	0	0	0	0
12/15	at Ari-L	1	1	1	0	0.0	0.0	0	0	-	0	0	0	0	0	0	0
12/22	at Bal-L	1	SAM	4	0	0.0	0.0	0	0	-	0	0	0	0	0	0	0
12/29	at Cin-L	1	1	0	1	0.0	0.0	0	0	-	0	0	0	0	0	0	0
2019 totals		15	1	15	12	3	0.0	0	0	0	-	0	0	0	0	0	0

STAFF

PLAYERS

2021 SEASON

HISTORY

RECORDS

GAME DAY

BROWNS BROTHERS

There are four sets of brothers that have appeared in regular-season games for the Browns:

JERRY BALL and ANTHONY MALBROUGH (half-brothers)

Jerry Ball played DT for the Browns in 1993, appearing in all 16 games and making seven starts. Ball finished with 43 tackles and and three sacks during his year in Cleveland. Ball later returned to the Browns at the end of his 13-year career in 1999 and recorded three starts, one tackle and one sack. His half brother Anthony Malbrough played DB for Cleveland during the 2000 season, starting in one of his nine games played and recording 15 tackles.

PRESTON AND LEW CARPENTER

Preston Carpenter played his first four NFL seasons (1956-59) for the Browns, spending his rookie season in the backfield and his remaining three years as a WR. As a rookie, Preston ran for 756 yards on 188 carries. Over the next three seasons, he amassed 80 receptions for 1,244 yards and five TDs. Preston played the first 48 of 149 career games with the Cleveland. His brother, Lew, played RB for the Browns during the 1957 and 1958 seasons, totaling 623 yards rushing and six TDs on 153 attempts over the two-year span.

JIM AND LIN HOUSTON

The Houston Brothers, Jim and Lin, both played their entire careers for the Cleveland Browns. Jim tallied 177 games played at LB from 1960-72, and racked up 278 return yards and three TDs on 14 interceptions. His brother, Lin, played offensive line for Cleveland from 1950-53, finishing his four-year career with 47 games played.

ED AND DICK MODZELEWSKI

Dick Modzelewski finished his 14-year career in Cleveland, played DT in 42 games for the Browns from 1964 to 1966. Dick finished with 180 career games played, and went on to serve as the Browns defensive coordinator in 1976 and 1977. His brother, Ed, played RB for the Browns from 1955-1959 (56 games). Ed totaled 1,097 and eight TDs on 311 carries, while also adding 27 receptions, 168 receiving yards and three TD catches as a Brown. In addition Cleveland, the Modzelewski brothers also both played for the University of Maryland.

JOSH AND LUKE MCCOWN

Luke McCown was drafted by the Browns in the fourth round (106th overall) of the 2004 NFL Draft. As a rookie, Luke played in five games, starting four and throwing for 608 yards and four TDs. His brother, Josh, was signed as a free agent by the Browns in the spring of 2015 and enters his 13th year in the NFL.

WYATT TELLER



GUARD

HEIGHT 6-4

WEIGHT 314

SCHOOL Virginia Tech

BORN 11/21/1994

ACQUIRED Tr. (Buf.) - '19

EXPERIENCE 5

CAREER TRANSACTIONS

Drafted by the Buffalo Bills in the fifth round of the 2018 NFL Draft (166 overall)...Acquired by the Cleveland Browns via a trade on Aug. 29, 2019.

AWARDS/HONORS

- Earned second-team All-Pro honors in 2020 and 2021
- Received first career Pro Bowl selection in 2021.

KEY NOTES

- Signed four-year contract extension with Browns during the 2021 season that carries through 2025 season.
- Did not miss an offensive snap during the 2021 season.
- Helped the Browns lead the NFL in rushing average in 2021 with a 5.09 mark, the highest average by a Browns team since 1966. The offensive line opened holes for RB Nick Chubb, who finished second in the league in rushing yards.
- Paved the way for the Browns to finish 2020 third in the NFL in rush yards (2,374) and fifth in yards per carry (4.80 avg.). Helped the Browns record four games with at least 200 rushing yards, their most in a season since 1978. Opened holes for Chubb, who became first Browns RB to amass 1,000 rushing yards in back-to-back seasons (2019-20) since Jamal Lewis (2007-08).
- Blocked for Chubb, who finished second in the NFL in 2019 with 1,494 rushing yards, the fourth most by a Brown in a season.
- Started the final seven games of rookie season at left guard for the Bills.
- Started 43 of 53 games at Virginia Tech. Originally a defensive end, switched to offensive tackle as a freshman.

PERSONAL

- Born William Wyatt Teller, but goes by Wyatt.
- Married, Carly, during 2021 offseason after proposing on the field at FirstEnergy Stadium in 2020.
- Native of Manassas, Va., and attended Liberty High School.
- Also was on the swim team in high school where his mother was the coach.
- Battled with and overcame ADHD to get to where he is today.
- Earned degree in property management from Virginia Tech.

BEYOND FOOTBALL

- Wore cleats in support of the Lindy Infante Foundation for My Cause, My Cleats. The foundation provides increased access to youth sports participation.

TELLER'S CAREER STATISTICS

Year	Team	GP	GS
2018	Buf	8	7
2019	Cle	15	9
2020	Cle	11	11
2021	Cle	17	17
NFL Totals		51	44

PLAYOFFS			
Year	Team	GP	GS
2020	Cle	2	2

CAREER MILESTONES: NFL debut vs. Chi., 11/4/18. First NFL start: at NYJ, 11/11/18.

TOMMY TOGIAI

DEFENSIVE TACKLER

HEIGHT 6-2
WEIGHT 296
SCHOOL Ohio State
BORN 9/19/1999
ACQUIRED D4b - '21
EXPERIENCE 2

CAREER TRANSACTIONS

Originally drafted by the Cleveland Browns in the fourth round (132nd overall) of the 2021 NFL Draft.

KEY NOTES

- As a rookie, played in six games with 16 tackles, one half-sack and one pass breakup.
- Played in 33 games with seven starts for the Buckeyes from 2018-20. Recorded 49 career tackles, three sacks and a forced fumble.

PERSONAL

- Last name pronounced TOE-ghee-eye
- Native of Pocatello, Idaho and attended Highland High School.
- Participated in numerous First and Ten community initiatives to help serve those in the Northeast Ohio community.

TOGIAI'S CAREER STATISTICS

Year	Team	TACKLES							INTERCEPTIONS			FUMBLES				
		GP	GS	Tot	Solo	Asst	Sk	Yds	No	Yds	Lg	TD	PD	FF	FR	Yds
2021	Cle	6	0	16	9	7	25	0.0	0	0	-	0	1	0	0	0

ADDITIONAL STATISTICS: Sacks: Derek Carr (0.5).

CAREER MILESTONES: NFL debut: at NE, 11/14/21. First NFL start: None.

TOGIAI'S GAME-BY-GAME STATISTICS

Date	Opp	GP	GS	TACKLES							INTERCEPTIONS			FUMBLES				
				Tot	So	As	Sk	Yd	Int	Yd	Lg	TD	PD	FF	FR			
8/12	at	KC-L																
8/19	How-W																	
8/26	Chi-W																	
10/3	at	Min-W																
10/10	at	LAC-L																
10/17	at	Atl																
10/21	Den-W																	
10/31	Pho-L																	
11/7	at	Chi-W																
11/14	at	NE-L	1		2	1	1	0.0	0.0	0	0	-	0	0	0	0	0	
11/21	Det-W	1		0	0	0	0	0.0	0.0	0	0	-	0	0	0	0	0	
11/29	at	Bal																
12/12	Bal-W																	
12/20	LVA-L	1		1	0	1	0.5	0.0	0	0	-	0	0	0	0	0	0	
12/26	at	GB-L	1		5	3	2	0.0	0.0	0	0	-	0	1	0	0	0	
1/3	at	Pho-L	1		5	2	3	0.0	0.0	0	0	-	0	0	0	0	0	
1/9	at	Car-W	1		3	3	0	0.0	0.0	0	0	-	0	0	0	0	0	
2021 totals				6	0	17	9	7	25	0	0	0	1	0	0	0	0	

FIRSTENERGY STADIUM VIDEO BOARD QUICK FACTS

- Approximately 6,900 square feet, nearly triple the size of the old units
- Built by Daktronics
- 15HD pixel layout
- Measure 40 feet x 192 feet -- 192 feet across the top, 178 feet across the middle, 132 feet across the middle
- Equivalent in size to 645 60-inch HD television sets
- Comparable in size to the avg. U.S. home (2,200 square feet), plus a full-size basketball court (4,700 square feet)
- 32 feet lower and 56 feet closer to the field

ANTHONY WALKER JR.

LINEBACKER

HEIGHT 6-1
WEIGHT 235
SCHOOL Northwestern
BORN 8/8/1995
ACQUIRED UFA (Ind.) - '21
EXPERIENCE 6

CAREER TRANSACTIONS

Selected by the Indianapolis Colts in the fifth round (161st overall) of the 2017 NFL Draft...Signed by the Cleveland Browns as an unrestricted free agent on March 19, 2021... Signed by the Browns as an unrestricted free agent on March 25, 2022.

KEY NOTES

- Led the Browns in tackles (113) in 2021, despite missing four games.
- Only player in the NFL to record at least 15 tackles in two games in 2020.
- Recorded a single-game career high 17 tackles against Jacksonville on Dec. 29, 2019.
- During time at Northwestern, started 33 of 38 contests in Northwestern, started 33 of 38 contests in three seasons amassing 278 tackles, 7.5 sacks, six forced fumbles, six fumble recoveries 12 pass breakups and four interceptions (one returned for a touchdown).

PERSONAL

- Native of Miami, Fla. and attended Monsignor Edward Pace, where he played both sides of the ball at linebacker, wide receiver and defensive back.
- Majored in learning and organizational change at Northwestern.
- Spent a month as an intern for the Miami Heat following his rookie campaign with the Colts in 2017. Strong passion for learning the business operations side of professional sports and made a connection with Heat assistant coach Chris Quinn during time at Northwestern, which led to opportunity with the Heat.

BEYOND FOOTBALL

- Member of the National Honor Society in high school.
- Participated in numerous community events during time with Colts, including Colts Youth Football Camp, annual Playground Build, Team Smile event, The Haunted Runway show for kids battling cancer and Pros vs. GI Joes event.
- Made it to the Junior Olympics in track and field and placed in the 400 meters.
- Donated \$5,000 to his alma mater's (Pace) football program in 2019 during his jersey retirement ceremony, becoming the seventh player for Pace to have their jersey retired.

WALKER JR.'S CAREER STATISTICS

Year	Team	TACKLES										INTERCEPTIONS					FUMBLES			
		SP	GS	Tot	Solo	Asst	Sk	Yds	No	Yds	Lg	TD	PD	FF	FR	Yds				
2017	Ind	10	2	15	8	11	0.0	0.0	0	0	0	0	0	0	0	0	0			
2018	Ind	15	14	104	69	28	1.0	6.0	1	11	0	4	0	1	0	0				
2019	Ind	16	16	123	88	40	2.5	3.0	1	0	0	2	1	0	0	0				
2020	Ind	16	16	91	64	27	0.0	0.0	1	11	11	0	5	0	1	0				
2021	Cle	13	12	113	69	44	1.0	6.0	0	0	0	2	0	0	0	0				
NFL Totals		70	60	450	292	158	4.5	14.0	3	22	11	0	13	1	2	0				

ADDITIONAL STATISTICS: Career sacks - Joe Burrow (1), Derek Carr (1), Will Grier (1), Deshaun Watson (1), Ryan Tannehill (0.5). Interceptions - 3: Will Grier (1), Baker Mayfield (1), Carson Wentz (1). Special teams tackles: 3 in 2017, 1 in 2018, 1 in 2019, 1 in 2020, 1 in 2021.

SINGLE-GAME HIGHS & CAREER MILESTONES: TACKLES - 17, at Va., 12/29/19. Sacks - 12, twice; last at Va., 12/29/19. INTERCEPTIONS - 1, three times; last at Okc, 10/1/20. Yards - 11, twice; last at Okc, 10/1/20. Long - 11, twice; last at Okc, 10/1/20. TDs - None. FUMBLES - Forced - 1 vs. Ten., 10/1/19. Recovered - 1, twice; last vs. Ten., 10/1/19. Passes defensed - 2, at Okc, 10/1/20. Sacks - 10, three times; last at Okc, 10/1/20. NFL debut: vs. LAr, 9/10/17. First NFL start: vs. Was., 9/17/14. First NFL sack: at Mia., 10/25/15. First NFL interception: at Dal., 10/29/17. Last NFL interception: at Okc, 10/1/20.

WALKER JR.'S GAME-BY-GAME STATISTICS

Date	Opp	TACKLES										INTERCEPTIONS					FUMBLES			
		SP	GS	Tot	Solo	As	Sk	Yds	No	Yds	Lg	TD	PD	FF	FR	Yds				
9/10	at KC	1	MIKE	10	8	2	0.0	0.0	0	0	0	0	0	0	0	0	0			
9/17	at Hou	W																		
9/24	at Cin	W																		
10/1	at Min	W																		
10/10	at LAC	1	MIKE	6	2	4	0.0	0.0	0	0	0	0	0	0	0	0	0			
10/17	at Ari	1	MIKE	9	6	3	0.0	0.0	0	0	0	0	0	0	1	0	0			
10/21	Det	W																		
10/23	PHI	1	MIKE	9	2	6	0.0	0.0	0	0	0	0	0	1	0	0	0			
10/27	at Cin	W																		
11/4	at NEA	1	MIKE	8	7	1	0.0	0.0	0	0	0	0	0	0	0	0	0			
11/6	at Bal	1	MIKE	8	5	3	0.0	0.0	0	0	0	0	0	0	0	0	0			
11/8	at Bal	1	MIKE	12	8	4	0.0	0.0	0	0	0	0	0	0	0	0	0			
11/22	at Bal	W																		
12/0	LVA	1																		
12/6	at SEA	1	MIKE	9	6	3	0.0	0.0	0	0	0	0	0	0	0	0	0			
1/3	at PHI	1	MIKE	9	3	6	0.0	0.0	0	0	0	0	0	0	0	0	0			
1/9	at Cin	W																		
1/23	Totals	13	12	113	69	44	1.0	6.0	0	0	0	0	2	0	0	0				

© 2022 NFL Properties. All rights reserved. NFL and NFL logos are trademarks of the National Football League. All other trademarks are the property of their respective owners.

STAFF

2019, INDIANAPOLIS																
Date	Opp	TACKLES					INTERCEPTIONS					FUMBLES				
		GP	GS	Tot	Su	As	Sk	Yd	Int	Yd	Lg	TD	PD	FF	FR	
9/8 at LAC-L	1	LB	7	4	3	0.0	0.0	0	0	0	0	0	0	0	0	
9/15 at Ten-W	1	LB	1	1	0	0.0	0.0	0	0	0	0	0	0	0	0	
9/22 at Jax-W	1	LB	10	12	9	0.0	0.0	0	0	0	0	0	0	0	0	
9/29 at Oak-L	1	LB	9	7	2	1.0	0.0	0	0	0	0	0	0	0	0	
10/6 at KC-W	1	LB	4	3	1	0.0	0.0	0	0	0	0	0	0	0	0	
10/20 at NY-L	1	LB	1	1	0	0.0	0.0	0	0	0	0	0	0	0	0	
10/27 at Den-W	1	LB	7	5	2	0.0	0.0	0	0	0	0	0	0	0	0	
11/3 at Phi-L	1	LB	10	7	3	0.0	0.0	0	0	0	0	0	0	0	0	
11/10 at Mia-L	1	LB	2	0	0	0.0	0.0	0	0	0	0	0	0	0	0	
11/17 at Jax-W	1	LB	4	3	1	0.0	0.0	0	0	0	0	1	0	0	0	
11/21 at Hou-L	1	LB	8	5	3	0.0	0.0	0	0	0	0	0	0	0	0	
12/1 at Ten-L	1	LB	11	9	3	0.5	2.0	0	0	0	0	1	0	0	0	
12/8 at TB-L	1	LB	6	2	4	0.0	0.0	0	0	0	0	0	0	0	0	
12/16 at ND-L	1	LB	10	5	5	0.0	0.0	0	0	0	0	0	0	0	0	
12/22 at Car-W	1	LB	11	7	4	1.0	0.0	1	0	0	0	0	0	0	0	
12/29 at Jax-L	1	LB	17	12	5	0.0	0.0	0	0	0	0	0	0	0	0	
2019 totals			16	16	129	69	40	2.5	3.0	1	0	0	0	8	1	0

2017, INDIANAPOLIS																
Date	Opp	TACKLES					INTERCEPTIONS					FUMBLES				
		GP	GS	Tot	Su	As	Sk	Yd	Int	Yd	Lg	TD	PD	FF	FR	
9/10 at LAR-L	1	0	0	0	0.0	0.0	0	0	0	0	0	0	0	0	0	
9/17 at Ari-L					***inactive***											
9/24 at Cle-W					***inactive***											
10/1 at Sea-L					***inactive***											
10/8 at SF-W	1	3	2	1	0.0	0.0	1	69	69	0	2	0	0	0	0	
10/16 at NY-L					***inactive***											
10/22 at Jax-L					***inactive***											
10/29 at Cin-L					***inactive***											
11/5 at Hou-W	1	0	0	0	0.0	0.0	0	0	0	0	0	0	0	0	0	
11/12 at Phi-L	1	0	0	0	0.0	0.0	0	0	0	0	0	0	0	0	0	
11/18 at Ten-L	1	0	0	0	0.0	0.0	0	0	0	0	0	0	0	0	0	
12/3 at Jax-L	1	0	0	0	0.0	0.0	0	0	0	0	0	0	0	0	0	
12/10 at Buf-L	1	0	0	0	0.0	0.0	0	0	0	0	0	0	0	0	0	
12/14 at Den-L	1	4	0	4	0.0	0.0	0	0	0	0	0	0	0	0	0	
12/22 at Buf-L	1	LB	8	2	6	0.0	0.0	0	0	0	0	0	0	0	0	
12/31 at Hou-L	1	LB	6	2	4	0.0	0.0	0	0	0	0	0	0	0	0	
2017 totals			10	2	19	8	11	0.0	0.0	0	0	0	0	0	0	0

PLAYERS

2018, INDIANAPOLIS															
Date	Opp	TACKLES					INTERCEPTIONS					FUMBLES			
		GP	GS	Tot	Su	As	Sk	Yd	Int	Yd	Lg	TD	PD	FF	FR
9/9 at Cle-L	1	LB	5	5	0	0.0	0.0	0	0	0	0	0	0	0	0
9/16 at Was-W	1	LB	9	4	5	0.0	0.0	0	0	0	0	0	0	0	0
9/23 at Phi-L	1	LB	9	7	2	0.0	0.0	1	11	11	0	1	0	0	0
9/29 at Hou-L	1	LB	10	9	1	1.0	6.0	0	0	0	0	0	0	0	0
10/4 at NE-L	1	LB	2	1	2	0.0	0.0	0	0	0	0	0	0	0	0
10/14 at NY-L	1	LB	8	4	2	0.0	0.0	0	0	0	0	1	0	0	0
10/21 at Buf-W	1	LB	5	1	4	0.0	0.0	0	0	0	0	0	0	0	0
10/28 at Oak-W	1	LB	6	2	4	0.0	0.0	0	0	0	0	0	0	0	0
11/11 at Jax-W	1	LB	10	7	3	0.0	0.0	0	0	0	0	0	0	0	0
11/18 at Ten-W	1	LB	4	4	0	0.0	0.0	0	0	0	0	0	0	0	0
11/25 at Mia-W	1	LB	3	8	1	0.0	0.0	0	0	0	0	1	0	0	0
12/2 at Jax-L	1	LB	10	4	6	0.0	0.0	0	0	0	0	0	0	0	0
12/9 at Hou-W	1	LB	11	7	4	0.0	0.0	0	0	0	0	1	0	0	0
12/16 at Da-W	1	LB	5	4	1	0.0	0.0	0	0	0	0	0	0	0	0
12/23 at NY-W					***inactive***										
12/29 at Ten-W	1	LB	2	1	1	0.0	0.0	0	0	0	0	0	0	0	0
2018 totals			12	5	35	13	0	0	0	0	0	1	0	0	0
1/5 at Hou-W	1	LB	6	2	4	0	0	0	0	0	0	0	0	0	0
1/22 at KC-L	1	LB	6	5	1	0	0	0	0	0	0	0	0	0	0

2 AFC Wild Card Round, 2 AFC Divisional Round

2021 SEASON

HISTORY

RECORDS

GAME DAY

CLEVELAND BROWNS PRONUNCIATION GUIDE

Joel Bitonio.....	buh-TONE-ee-oh
Corey Bojorquez.....	boh-HOR-kez
Ja'Marcus Bradley.....	JUH-marcus
Jadeveon Clowney.....	JUH-deh-VEE-uhn
Charley Hughlett.....	HEW-lit
Demetric Felton Jr.....	duh-ME-trick
Hjalte Froholdt.....	YELL-duh FRO-holt
Nakia Griffen-Stewart.....	na-KEY-ah
Travell Harris.....	TRUH-vell
Lavert Hill.....	Lah-vert
Richard LeCounte III.....	luh-COUNT
Zaire Mitchell-Paden.....	Z-Eye-Air
Jovante Moffatt.....	JUH-von-tae
David Njoku.....	nuh-JOE-koo
Elijah Nkansah.....	en-KAN-suh
Jeremiah Owusu-Koramoah.....	oh-WOO-sue COR-ah-MO-uh
Ethan Pocic.....	POH-zik
Sione Takitaki.....	see-OH-nay TOCK-ee-TOCK-ee
Tommy Togiai.....	TOE-ghee-eye
Perrion Winfrey.....	PAIR-ee-ahn

DENZEL WARD



CORNERBACK



HEIGHT 5-11
WEIGHT 190
SCHOOL Ohio State
BORN 4/28/1997
ACQUIRED D1b - '18
EXPERIENCE 5

CAREER TRANSACTIONS

Selected by the Cleveland Browns in the first round (4th overall) of the 2018 NFL Draft.

AWARDS/HONORS

- Voted to the Pro Bowl in 2018 and 2021.
- Named AFC Special Teams Player of the Week for Week 5 in 2018.
- Two-time Pepsi NFL Rookie of the Week (Week 1, Week 5) in 2018.
- 2021 Browns Walter Payton Man of the Year.

KEY NOTES

- Recorded a 99-yard interception return for a touchdown at Cincinnati on Nov. 7, 2021. The play was the longest interception return in the NFL since 2018 and the second-longest in Browns history.
- Led team with 10 passes defended and tied for team lead with three interceptions in 2021.
- Became the sixth Browns rookie to be named to the Pro Bowl and first since Joe Thomas in 2007.
- Tied for second in the NFL with a career-high 18 passes defended in 12 games in 2020.
- Set career high with four passes defended, including an interception against Philadelphia on Nov. 22, 2020.
- Recorded first career touchdown following a 61-yard interception return for a score against Cincinnati on Dec. 8, 2019.
- Finished tied for second among all NFL rookies with three interceptions in 2018.
- Became fourth-youngest player in NFL history with two interceptions in a game after recording two during his NFL debut in Week 1 in 2018.
- Joined Clarence Scott (Sept. 19, 1971) as only Browns rookies to record two INTs in NFL debut.

- Played high school (Nordonia), college (Ohio State) and professional (Browns) football all in the state of Ohio.
- Earned consensus first team All-America honors at Ohio State.

PERSONAL

- Native of Macedonia, Ohio and attended Nordonia High School. Helped lead the school to a 14-1 record and the Division II state championship game in 2014.
- Qualified for state multiple times in track and field as part of Nordonia's 4x400-meter relay and as a long jumper.
- Majored in sports industry at Ohio State.
- Likes fixing houses and would be in real estate if he wasn't playing football.

BEYOND FOOTBALL

- Created the "Make Them Know Your Name" Foundation focused on heart health education, prevention, and treatment. Ward's father, Paul G. Ward Jr., passed away due to cardiac arrest that ultimately could have been prevented with earlier detection and intervention. "Make Them Know Your Name" is a mantra for Ward both on and off the field, inspired by his father.
- Started a scholarship foundation in his late father's name, for students in Bedford, Ohio. Paul was a long-time principal in the Bedford City School District.
- Has raised awareness for heart health through My Cause, My Cleats.
- Ward and the Make Them Know Your Name foundation covered monthly expenses for 21 people who struggled to sustain small businesses or employment in 2020 when the COVID-19 pandemic shut down the country. The people he helped ranged from a video production company owner, a theatre owner, family-run pizza shop owners and more. His donations last spring carried a significant impact on several businesses and people who could still keep their doors open today.
- Through foundation in 2022, made \$150,000 donation supporting University Hospitals

(UH) Harrington Heart & Vascular Institute. They will launch a community education initiative surrounding heart health.

- Hosted Coat Drives annually during the past three winters, giving away more than 1,000 coats for students at East Prep Village Prep Willard School, Marion C. Seltzer Elementary and Garfield Elementary School.
- Has been volunteering at shelters and food banks during Thanksgiving since he was a young child, including at the Greater Cleveland Food Bank.

WARD'S CAREER STATISTICS

Year	TACKLES										INTERCEPTIONS				FUMBLES			
	Opp	GP	GS	Tot	So	As	Sk	Yd	Int	Yd	Lg	TD	PD	FF	FR	Yds		
2018 Cle	12	12	85	41	12	0.0	0.0	9	28	28	0	1	1	2	0	0		
2019 Cle	12	12	44	28	6	0.0	0.0	2	61	61	1	11	0	1	0	0		
2020 Cle	12	12	46	28	8	0.0	0.0	2	0	0	18	1	0	0	0	0		
2021 Cle	15	15	43	24	9	0.5	2.0	3	103	98	1	10	0	0	0	0		
NFL totals	62	61	188	111	25	0.0	2.0	10	150	98	2	60	2	3	0	0		

PLAYOFFS

Year	TACKLES										INTERCEPTIONS				FUMBLES			
	Opp	GP	GS	Tot	So	As	Sk	Yd	Int	Yd	Lg	TD	PD	FF	FR	Yds		
2020 Cle	1	1	1	3	0	0.0	0.0	0	0	0	0	0	0	0	0	0		

ADDITIONAL STATISTICS: Multiple-DT games - 1, (vs. Pit. in NFL debut, 9/9/18) Career interceptions - Andy Dalton (2), Ben Roethlisberger (3), Tim Boyce (1), Joe Burrow (1), Joe Flacco (1), Lamar Jackson (1), Dan Fouts (1), Carson Wentz - Career sacks - Kirk Cousins (0.5), Special teams tackles - None, Blocked FG - 0, vs. Bal., 10/7/19; vs. KC, 10/27/19

SINGLE-GAME HIGHS IN CAREER MULTISTATS: Tackles - 7, three times; last, at NYJ, 9/16/19; Solo - 5, twice; at NYJ, 9/16/19; vs. Cin., 10/29/18. INTERCEPTIONS - 2, vs. Pit., 10/18/18; long (58'), at Cin., 11/7/19; The 1, twice; vs. Cin., 12/9/18; at Cin., 11/7/19; Sacks - 0.5, at Min., 10/3/19. FUMBLES Forced - 1, twice; vs. NYJ, 9/10/18; vs. LV, 11/10/19; Recovered - 1, three times; last, at Den., 11/10/19; Passes defensed - 4, vs. Phi., 11/22/20; NFL debut; at Pit., 9/9/18; First NFL start; at Pit., 9/9/18.

WARD'S GAME-BY-GAME STATISTICS

Date	Opp	TACKLES										INTERCEPTIONS				FUMBLES			
		GP	GS	Tot	So	As	Sk	Yd	Int	Yd	Lg	TD	PD	FF	FR	Yds			
9/12 at KC	1	1	1	3	0	0.0	0.0	0	0	0	0	0	0	0	0	0			
9/19 at Hou	1	1	1	4	4	0.0	0.0	0	0	0	0	0	0	0	0	0			
9/26 at Cin	1	1	1	3	3	0.0	0.0	0	0	0	0	0	0	1	0	0			
10/3 at Min	1	1	1	3	4	2	2.0	2.0	0	0	0	0	0	1	0	0			
10/10 at LAC	1	1	1	1	1	0.0	0.0	0	0	0	0	0	0	0	0	0			
10/17 at Atl	1	1	1	3	3	1	0.0	0.0	0	0	0	0	0	0	0	0			
10/21 at Den	1	1	1	2	2	0.0	0.0	0	0	0	0	0	0	0	0	0			
10/21 at Phi																			
11/7 at Cin	1	1	1	2	2	0.0	0.0	1	89	98	0	3	0	0	0	0			
11/14 at NE	1	1	1	2	2	0.0	0.0	0	0	0	0	0	0	0	0	0			
11/21 at Den	1	1	1	0	0	0.0	0.0	0	0	0	0	0	0	0	0	0			
11/29 at Bal	1	1	1	0	0	0.0	0.0	1	4	4	0	1	0	0	0	0			
12/6 at Bal	1	1	1	4	4	0.0	0.0	0	0	0	0	0	0	0	0	0			
12/13 at NYJ	1	1	1	3	3	0.0	0.0	0	0	0	0	0	0	0	0	0			
12/20 at GB	1	1	1	4	2	2.0	2.0	0	0	0	0	0	2	0	0	0			
12/27 at Phi	1	1	1	3	3	0.0	0.0	0	0	0	0	0	0	0	0	0			
1/3 at Cin	1	1	1	3	3	0.0	0.0	0	0	0	0	0	0	0	0	0			
1/10 at Cin	1	1	1	3	3	0.0	0.0	0	0	0	0	0	0	0	0	0			
2021 totals	15	15	43	24	9	0.5	2.0	3	103	98	0	10	0	0	0	0			

Date	Opp	TACKLES										INTERCEPTIONS				FUMBLES			
		GP	GS	Tot	So	As	Sk	Yd	Int	Yd	Lg	TD	PD	FF	FR	Yds			
9/12 at Bal	1	1	1	3	3	0.0	0.0	0	0	0	0	0	0	0	0	0			
9/17 at Cin	1	1	1	3	2	1.0	0.0	0	0	0	0	0	0	3	0	0			
9/27 at Hou	1	1	1	3	1	1.0	0.0	0	0	0	0	0	0	1	0	0			
10/4 at Dal	1	1	1	4	4	0.0	0.0	0	0	0	0	0	0	2	0	0			
10/11 at Ind	1	1	1	3	5	4	1.0	0.0	0	0	0	0	0	1	0	0			
10/25 at Cin	1	1	1	3	6	5	1.0	0.0	0	0	0	0	0	3	0	0			
11/1 at LV	1	1	1	3	4	4	0.0	0.0	0	0	0	0	0	0	1	0			
11/8 at Hou	1	1	1	3	5	5	0.0	0.0	0	0	0	0	0	0	0	0			
11/22 at Phi	1	1	1	3	3	0.0	0.0	1	0	0	0	0	0	4	0	0			
11/29 at Ind																			
12/6 at Bal																			
12/13 at NYJ																			
12/20 at NYJ																			
12/27 at NYJ																			
1/3 at Phi																			
2020 totals	12	12	46	28	8	0.0	0.0	2	61	61	1	11	0	1	0	0			

2020 Wild Card Round, AFC Divisional Round

Date	Opp	TACKLES										INTERCEPTIONS				FUMBLES			
		GP	GS	Tot	So	As	Sk	Yd	Int	Yd	Lg	TD	PD	FF	FR	Yds			
9/8 at Ten	1	1	1	3	0	0.0	0.0	0	0	0	0	0	0	0	0	0			
9/18 at NYJ	1	1	1	3	4	3	0.0	0.0	0	0	0	0	0	0	0	0			
9/22 at LAR																			
9/29 at Bal																			
10/7 at SF																			
10/19 at Sea	1	1	1	3	4	4	0.0	0.0	0	0	0	0	0	2	0	0			
11/3 at Den	1	1	1	3	2	2	0.0	0.0	0	0	0	0	0	1	0	0			
11/10 at Buf	1	1	1	3	3	1	0.0	0.0	0	0	0	0	0	2	0	0			
11/17 at Phi	1	1	1	4	4	0.0	0.0	0	0	0	0	0	0	1	0	0			
11/24 at Mia	1	1	1	3	2	1	0.0	0.0	0	0	0	0	0	1	0	0			
12/1 at Phi	1	1	1	3	3	0.0	0.0	0	0	0	0	0	0	0	0	0			
12/8 at Cin	1	1	1	3	4	1	0.0	0.0	0	0	0	0	0	2	0	0			
12/15 at Atl	1	1	1	0	0	0.0	0.0	0	0	0	0	0	0	0	0	0			
12/22 at Bal	1	1	1	3	5	5	0.0	0.0	0	0	0	0	0	0	0	0			
12/29 at Cin	1	1	1	3	6	6	0.0	0.0	1	0	0	0	0	2	0	0			
2019 totals	12	12	44	28	6	0.0	2	61	61	1	11	0	1	0	0	0			

Date	Opp	TACKLES										INTERCEPTIONS				FUMBLE			
		GP	GS	Tot	So	As	Sk	Yd	Int	Yd	Lg	TD	PD	FF	FR	Yds			
9/9 at Phi	1	1	1	3	2	4	0.0	0.0	2	28	28	0	3	0	0	0			
9/16 at NYJ	1	1	1	3	7	5	2	0.0	0.0	0	0	0	0	0	0	0			
9/20 at NYJ	1	1	1	3	4	4	0.0	0.0	0	0	0	0	0	0	1	1			
9/30 at Dal	1	1	1	3	1	2	0.0	0.0	0	0	0	0	0	0	0	0			
10/7 at Bal	1	1	1	3	4	1	0.0	0.0	0	0	0	0	0	0	0	0			
10/14 at LAC	1	1	1	3	3	0.0	0.0	0	0	0	0	0	0	0	0	0			
10/21 at TB	1	1	1	4	4	0.0	0.0	0	0	0	0	0	0	2	0	0			
10/29 at Phi	1	1	1	3	5	2	0.0	0.0	0	0	0	0	0	1	0	1			
11/4 at KC	1	1	1	1	0	0.0	0.0	0	0	0	0	0	0	0	0	0			
11/11 at NYJ	1	1	1	3	2	2	0.0	0.0	0	0	0	0	0	1	0	0			
11/25 at Cin	1	1	1	3	4	0.0	0.0	0	0	0	0	0	0	1	0	0			
12/2 at Hou	1	1	1	3	2	1	0.0	0.0	0	0	0	0	0	0	0	0			
12/9 at Den																			
12/15 at Den																			
12/22 at Bal																			
12/30 at Bal																			
2018 totals	13	12	53	41	12	0.0	0	3	28	28	0	11	1	2	0	0			

BROWNS 2022 DRAFT CLASS

Player	Pos.	College	Round	Overall
Martin Emerson	CB	Mississippi State	3	68th

4

DESHAUN WATSON



QUARTERBACK



HEIGHT 6-3
WEIGHT 221
SCHOOL Clemson
BORN 9/14/1995
ACQUIRED Tr. (Hou.) - '22
EXPERIENCE 6

CAREER TRANSACTIONS

Selected by the Houston Texans in the first round (12th overall) of the 2017 NFL Draft... Traded to the Cleveland Browns on March 20, 2022.

AWARDS/HONORS

- Three-time Pro Bowl selection (2018-20).
- Two-time AFC Offensive Player of the Month (October 2017 and October 2019).
- Five-time AFC Offensive Player of the Week (Week 4 2017, Week 3 2019, Week 5 2019, Week 13 2019 and Week 11 2020).
- NFL Offensive Rookie of the Month in October 2017.
- FedEx Air NFL Player of the Week in Week 4 2017.
- Named to PFWA's 2017 NFL All-Rookie team.

KEY NOTES

- Entering 2022, has recorded the highest completion percentage in NFL history (67.8 percent) among all players with at least 1,500 passing attempts.
- Led the NFL in passing yards with 4,823 in 2020.
- Set Texans franchise record with 33 passing touchdowns in 2020.
- Became the first player in NFL history to record consecutive seasons (2018-19) with at least 25 passing touchdowns and five rushing touchdowns.
- First player in NFL history to surpass 10,000 career passing yards and 1,000 career rushing yards in his first 40 games.
- Registered a 121.2 rating during Wild Card win against Buffalo on Jan. 4, 2020, and threw for 388 yards in the Divisional Round at Kansas City the following week.
- Amassed five passing touchdowns three times in a game and did not record an interception in any of those three contests.
- Registered a career-high 426 passing yards against Atlanta on Oct. 6, 2019.

- Went 32-3 as a starter at Clemson, helping the team win the 2016 National Championship. Won the Davey O' Brien Award as the top NCAA QB in 2015 and 2016. Threw for 10,163 yards and 90 touchdowns.

PERSONAL

- Four-year starter at Gainesville (Ga.) High School. Set state career records for total offense (17,134) and total touchdowns (218).
- Earned degree in communications from Clemson.

BEYOND FOOTBALL

- Launched Deshaun Watson Foundation in 2019, dedicated to education, health, housing and other charitable causes that support families and youth in underserved communities.
- In 2006, at the age of 11, Atlanta Falcons running back Warrick Dunn donated a home to Watson's family through Dunn's charity Homes for the Holidays, in partnership with Habitat for Humanity.
- In 2017, donated his first NFL game check of approximately \$27,000 to NRG Stadium cafeteria employees affected by Hurricane Harvey.

WATSON'S CAREER STATISTICS

PASSING

Year	Team	GP	GS	Att	Comp	Pct	Yds	Yds/Att	TD	Int	Lg	Sk	Wk	1st	Rating
2017	Hou	7	6	204	128	62.8	1,899	9.3	16	4	75	16	18	100.0	100.0
2018	Hou	16	16	505	345	68.3	4,165	8.2	26	9	75	62	264	103.1	103.1
2019	Hou	15	15	465	323	69.3	3,629	7.8	28	12	54	44	267	98.0	98.0
2020	Hou	16	16	544	362	66.4	4,029	7.4	33	7	77	66	293	112.6	112.6
2021	Hou	0	0	0	0	0.0	0	0	0	0	0	0	0	0.0	0.0
NFL Totals	54	53	1748	1160	66.0	14,623	8.3	104	36	77	174	100	104	104.0	104.0

RUSHING

Year	Team	GP	GS	No	Yds	Avg	Lg	TD
2017	Hou	7	6	36	369	10.2	42	2
2018	Hou	16	16	92	551	6.0	24	5
2019	Hou	15	15	82	413	5.0	30	7
2020	Hou	16	16	90	444	4.9	16	3
2021	Hou	0	0	0	0	0.0	0	0
NFL Totals	54	53	307	1,677	5.5	43	17	

PLAYOFFS

PASSING

Year	Team	GP	GS	Att	Comp	Pct	Yds	Yds/Att	TD	Int	Lg	Sk	Wk	1st	Rating
2018	Hou	1	1	40	29	72.5	295	7.4	1	1	20	3	18	100.0	100.0
2019	Hou	2	2	77	51	66.2	635	8.3	3	0	54	3	53	104.0	104.0
NFL Totals	3	3	117	80	68.0	930	8.0	4	1	54	6	72	91	91	91

RUSHING

Year	Team	GP	GS	No	Yds	Avg	Lg	TD
2018	Hou	1	1	6	76	15.2	21	0
2019	Hou	2	2	20	82	4.1	20	2
NFL Totals	3	3	26	158	6.1	21	2	

ADDITIONAL STATISTICS: Career record as starting QB: 29-7 (34). Career postseason record as starting QB: 2 (2018, 2019) - 2017 post-season games: 23 (2017, at NE, 10/15/17); 2018: 4 (2018, 1/7/18 vs. CIN, 1/14/18 vs. TEN, 1/21/18 vs. PIT, 1/28/18 vs. IND, 2/4/18 vs. BAL); 2019: 2 (2019, 1/12/19 vs. PIT, 1/19/19 vs. PHI, 1/26/19 vs. BAL); 2020: 1 (2020, 1/15/20 vs. CIN, 1/22/20 vs. TEN, 1/29/20 vs. BAL); 2021: 0 (2021, 1/10/21 vs. CIN, 1/17/21 vs. TEN, 1/24/21 vs. BAL, 1/31/21 vs. TEN, 2/7/21 vs. BAL, 2/14/21 vs. TEN, 2/21/21 vs. BAL, 2/28/21 vs. TEN, 3/7/21 vs. BAL, 3/14/21 vs. TEN, 3/21/21 vs. BAL, 3/28/21 vs. TEN, 4/4/21 vs. BAL, 4/11/21 vs. TEN, 4/18/21 vs. BAL, 4/25/21 vs. TEN, 5/2/21 vs. BAL, 5/9/21 vs. TEN, 5/16/21 vs. BAL, 5/23/21 vs. TEN, 5/30/21 vs. TEN, 6/6/21 vs. TEN, 6/13/21 vs. TEN, 6/20/21 vs. TEN, 6/27/21 vs. TEN, 7/4/21 vs. TEN, 7/11/21 vs. TEN, 7/18/21 vs. TEN, 7/25/21 vs. TEN, 8/1/21 vs. TEN, 8/8/21 vs. TEN, 8/15/21 vs. TEN, 8/22/21 vs. TEN, 8/29/21 vs. TEN, 9/5/21 vs. TEN, 9/12/21 vs. TEN, 9/19/21 vs. TEN, 9/26/21 vs. TEN, 10/3/21 vs. TEN, 10/10/21 vs. TEN, 10/17/21 vs. TEN, 10/24/21 vs. TEN, 10/31/21 vs. TEN, 11/7/21 vs. TEN, 11/14/21 vs. TEN, 11/21/21 vs. TEN, 11/28/21 vs. TEN, 12/5/21 vs. TEN, 12/12/21 vs. TEN, 12/19/21 vs. TEN, 12/26/21 vs. TEN, 1/2/22 vs. TEN, 1/9/22 vs. TEN, 1/16/22 vs. TEN, 1/23/22 vs. TEN, 1/30/22 vs. TEN, 2/6/22 vs. TEN, 2/13/22 vs. TEN, 2/20/22 vs. TEN, 2/27/22 vs. TEN, 3/6/22 vs. TEN, 3/13/22 vs. TEN, 3/20/22 vs. TEN, 3/27/22 vs. TEN, 4/3/22 vs. TEN, 4/10/22 vs. TEN, 4/17/22 vs. TEN, 4/24/22 vs. TEN, 5/1/22 vs. TEN, 5/8/22 vs. TEN, 5/15/22 vs. TEN, 5/22/22 vs. TEN, 5/29/22 vs. TEN, 6/5/22 vs. TEN, 6/12/22 vs. TEN, 6/19/22 vs. TEN, 6/26/22 vs. TEN, 7/3/22 vs. TEN, 7/10/22 vs. TEN, 7/17/22 vs. TEN, 7/24/22 vs. TEN, 7/31/22 vs. TEN, 8/7/22 vs. TEN, 8/14/22 vs. TEN, 8/21/22 vs. TEN, 8/28/22 vs. TEN, 9/4/22 vs. TEN, 9/11/22 vs. TEN, 9/18/22 vs. TEN, 9/25/22 vs. TEN, 10/2/22 vs. TEN, 10/9/22 vs. TEN, 10/16/22 vs. TEN, 10/23/22 vs. TEN, 10/30/22 vs. TEN, 11/6/22 vs. TEN, 11/13/22 vs. TEN, 11/20/22 vs. TEN, 11/27/22 vs. TEN, 12/4/22 vs. TEN, 12/11/22 vs. TEN, 12/18/22 vs. TEN, 12/25/22 vs. TEN, 1/1/23 vs. TEN, 1/8/23 vs. TEN, 1/15/23 vs. TEN, 1/22/23 vs. TEN, 1/29/23 vs. TEN, 2/5/23 vs. TEN, 2/12/23 vs. TEN, 2/19/23 vs. TEN, 2/26/23 vs. TEN, 3/5/23 vs. TEN, 3/12/23 vs. TEN, 3/19/23 vs. TEN, 3/26/23 vs. TEN, 4/2/23 vs. TEN, 4/9/23 vs. TEN, 4/16/23 vs. TEN, 4/23/23 vs. TEN, 4/30/23 vs. TEN, 5/7/23 vs. TEN, 5/14/23 vs. TEN, 5/21/23 vs. TEN, 5/28/23 vs. TEN, 6/4/23 vs. TEN, 6/11/23 vs. TEN, 6/18/23 vs. TEN, 6/25/23 vs. TEN, 7/2/23 vs. TEN, 7/9/23 vs. TEN, 7/16/23 vs. TEN, 7/23/23 vs. TEN, 7/30/23 vs. TEN, 8/6/23 vs. TEN, 8/13/23 vs. TEN, 8/20/23 vs. TEN, 8/27/23 vs. TEN, 9/3/23 vs. TEN, 9/10/23 vs. TEN, 9/17/23 vs. TEN, 9/24/23 vs. TEN, 10/1/23 vs. TEN, 10/8/23 vs. TEN, 10/15/23 vs. TEN, 10/22/23 vs. TEN, 10/29/23 vs. TEN, 11/5/23 vs. TEN, 11/12/23 vs. TEN, 11/19/23 vs. TEN, 11/26/23 vs. TEN, 12/3/23 vs. TEN, 12/10/23 vs. TEN, 12/17/23 vs. TEN, 12/24/23 vs. TEN, 12/31/23 vs. TEN, 1/7/24 vs. TEN, 1/14/24 vs. TEN, 1/21/24 vs. TEN, 1/28/24 vs. TEN, 2/4/24 vs. TEN, 2/11/24 vs. TEN, 2/18/24 vs. TEN, 2/25/24 vs. TEN, 3/4/24 vs. TEN, 3/11/24 vs. TEN, 3/18/24 vs. TEN, 3/25/24 vs. TEN, 4/1/24 vs. TEN, 4/8/24 vs. TEN, 4/15/24 vs. TEN, 4/22/24 vs. TEN, 4/29/24 vs. TEN, 5/6/24 vs. TEN, 5/13/24 vs. TEN, 5/20/24 vs. TEN, 5/27/24 vs. TEN, 6/3/24 vs. TEN, 6/10/24 vs. TEN, 6/17/24 vs. TEN, 6/24/24 vs. TEN, 7/1/24 vs. TEN, 7/8/24 vs. TEN, 7/15/24 vs. TEN, 7/22/24 vs. TEN, 7/29/24 vs. TEN, 8/5/24 vs. TEN, 8/12/24 vs. TEN, 8/19/24 vs. TEN, 8/26/24 vs. TEN, 9/2/24 vs. TEN, 9/9/24 vs. TEN, 9/16/24 vs. TEN, 9/23/24 vs. TEN, 9/30/24 vs. TEN, 10/7/24 vs. TEN, 10/14/24 vs. TEN, 10/21/24 vs. TEN, 10/28/24 vs. TEN, 11/4/24 vs. TEN, 11/11/24 vs. TEN, 11/18/24 vs. TEN, 11/25/24 vs. TEN, 12/2/24 vs. TEN, 12/9/24 vs. TEN, 12/16/24 vs. TEN, 12/23/24 vs. TEN, 12/30/24 vs. TEN, 1/6/25 vs. TEN, 1/13/25 vs. TEN, 1/20/25 vs. TEN, 1/27/25 vs. TEN, 2/3/25 vs. TEN, 2/10/25 vs. TEN, 2/17/25 vs. TEN, 2/24/25 vs. TEN, 3/3/25 vs. TEN, 3/10/25 vs. TEN, 3/17/25 vs. TEN, 3/24/25 vs. TEN, 3/31/25 vs. TEN, 4/7/25 vs. TEN, 4/14/25 vs. TEN, 4/21/25 vs. TEN, 4/28/25 vs. TEN, 5/5/25 vs. TEN, 5/12/25 vs. TEN, 5/19/25 vs. TEN, 5/26/25 vs. TEN, 6/2/25 vs. TEN, 6/9/25 vs. TEN, 6/16/25 vs. TEN, 6/23/25 vs. TEN, 6/30/25 vs. TEN, 7/7/25 vs. TEN, 7/14/25 vs. TEN, 7/21/25 vs. TEN, 7/28/25 vs. TEN, 8/4/25 vs. TEN, 8/11/25 vs. TEN, 8/18/25 vs. TEN, 8/25/25 vs. TEN, 9/1/25 vs. TEN, 9/8/25 vs. TEN, 9/15/25 vs. TEN, 9/22/25 vs. TEN, 9/29/25 vs. TEN, 10/6/25 vs. TEN, 10/13/25 vs. TEN, 10/20/25 vs. TEN, 10/27/25 vs. TEN, 11/3/25 vs. TEN, 11/10/25 vs. TEN, 11/17/25 vs. TEN, 11/24/25 vs. TEN, 12/1/25 vs. TEN, 12/8/25 vs. TEN, 12/15/25 vs. TEN, 12/22/25 vs. TEN, 12/29/25 vs. TEN, 1/5/26 vs. TEN, 1/12/26 vs. TEN, 1/19/26 vs. TEN, 1/26/26 vs. TEN, 2/2/26 vs. TEN, 2/9/26 vs. TEN, 2/16/26 vs. TEN, 2/23/26 vs. TEN, 3/1/26 vs. TEN, 3/8/26 vs. TEN, 3/15/26 vs. TEN, 3/22/26 vs. TEN, 3/29/26 vs. TEN, 4/5/26 vs. TEN, 4/12/26 vs. TEN, 4/19/26 vs. TEN, 4/26/26 vs. TEN, 5/3/26 vs. TEN, 5/10/26 vs. TEN, 5/17/26 vs. TEN, 5/24/26 vs. TEN, 5/31/26 vs. TEN, 6/7/26 vs. TEN, 6/14/26 vs. TEN, 6/21/26 vs. TEN, 6/28/26 vs. TEN, 7/5/26 vs. TEN, 7/12/26 vs. TEN, 7/19/26 vs. TEN, 7/26/26 vs. TEN, 8/2/26 vs. TEN, 8/9/26 vs. TEN, 8/16/26 vs. TEN, 8/23/26 vs. TEN, 8/30/26 vs. TEN, 9/6/26 vs. TEN, 9/13/26 vs. TEN, 9/20/26 vs. TEN, 9/27/26 vs. TEN, 10/4/26 vs. TEN, 10/11/26 vs. TEN, 10/18/26 vs. TEN, 10/25/26 vs. TEN, 11/1/26 vs. TEN, 11/8/26 vs. TEN, 11/15/26 vs. TEN, 11/22/26 vs. TEN, 11/29/26 vs. TEN, 12/6/26 vs. TEN, 12/13/26 vs. TEN, 12/20/26 vs. TEN, 12/27/26 vs. TEN, 1/3/27 vs. TEN, 1/10/27 vs. TEN, 1/17/27 vs. TEN, 1/24/27 vs. TEN, 2/7/27 vs. TEN, 2/14/27 vs. TEN, 2/21/27 vs. TEN, 2/28/27 vs. TEN, 3/7/27 vs. TEN, 3/14/27 vs. TEN, 3/21/27 vs. TEN, 3/28/27 vs. TEN, 4/4/27 vs. TEN, 4/11/27 vs. TEN, 4/18/27 vs. TEN, 4/25/27 vs. TEN, 5/2/27 vs. TEN, 5/9/27 vs. TEN, 5/16/27 vs. TEN, 5/23/27 vs. TEN, 5/30/27 vs. TEN, 6/6/27 vs. TEN, 6/13/27 vs. TEN, 6/20/27 vs. TEN, 6/27/27 vs. TEN, 7/4/27 vs. TEN, 7/11/27 vs. TEN, 7/18/27 vs. TEN, 7/25/27 vs. TEN, 8/1/27 vs. TEN, 8/8/27 vs. TEN, 8/15/27 vs. TEN, 8/22/27 vs. TEN, 8/29/27 vs. TEN, 9/5/27 vs. TEN, 9/12/27 vs. TEN, 9/19/27 vs. TEN, 9/26/27 vs. TEN, 10/3/27 vs. TEN, 10/10/27 vs. TEN, 10/17/27 vs. TEN, 10/24/27 vs. TEN, 10/31/27 vs. TEN, 11/7/27 vs. TEN, 11/14/27 vs. TEN, 11/21/27 vs. TEN, 11/28/27 vs. TEN, 12/5/27 vs. TEN, 12/12/27 vs. TEN, 12/19/27 vs. TEN, 12/26/27 vs. TEN, 1/2/28 vs. TEN, 1/9/28 vs. TEN, 1/16/28 vs. TEN, 1/23/28 vs. TEN, 1/30/28 vs. TEN, 2/6/28 vs. TEN, 2/13/28 vs. TEN, 2/20/28 vs. TEN, 2/27/28 vs. TEN, 3/6/28 vs. TEN, 3/13/28 vs. TEN, 3/20/28 vs. TEN, 3/27/28 vs. TEN, 4/3/28 vs. TEN, 4/10/28 vs. TEN, 4/17/28 vs. TEN, 4/24/28 vs. TEN, 5/1/28 vs. TEN, 5/8/28 vs. TEN, 5/15/28 vs. TEN, 5/22/28 vs. TEN, 5/29/28 vs. TEN, 6/5/28 vs. TEN, 6/12/28 vs. TEN, 6/19/28 vs. TEN, 6/26/28 vs. TEN, 7/3/28 vs. TEN, 7/10/28 vs. TEN, 7/17/28 vs. TEN, 7/24/28 vs. TEN, 7/31/28 vs. TEN, 8/7/28 vs. TEN, 8/14/28 vs. TEN, 8/21/28 vs. TEN, 8/28/28 vs. TEN, 9/4/28 vs. TEN, 9/11/28 vs. TEN, 9/18/28 vs. TEN, 9/25/28 vs. TEN, 10/2/28 vs. TEN, 10/9/28 vs. TEN, 10/16/28 vs. TEN, 10/23/28 vs. TEN, 10/30/28 vs. TEN, 11/6/28 vs. TEN, 11/13/28 vs. TEN, 11/20/28 vs. TEN, 11/27/28 vs. TEN, 12/4/28 vs. TEN, 12/11/28 vs. TEN, 12/18/28 vs. TEN, 12/25/28 vs. TEN, 1/1/29 vs. TEN, 1/8/29 vs. TEN, 1/15/29 vs. TEN, 1/22/29 vs. TEN, 1/29/29 vs. TEN, 2/5/29 vs. TEN, 2/12/29 vs. TEN, 2/19/29 vs. TEN, 2/26/29 vs. TEN, 3/5/29 vs. TEN, 3/12/29 vs. TEN, 3/19/29 vs. TEN, 3/26/29 vs. TEN, 4/2/29 vs. TEN, 4/9/29 vs. TEN, 4/16/29 vs. TEN, 4/23/29 vs. TEN, 4/30/29 vs. TEN, 5/7/29 vs. TEN, 5/14/29 vs. TEN, 5/21/29 vs. TEN, 5/28/29 vs. TEN, 6/4/29 vs. TEN, 6/11/29 vs. TEN, 6/18/29 vs. TEN, 6/25/29 vs. TEN, 7/2/29 vs. TEN, 7/9/29 vs. TEN, 7/16/29 vs. TEN, 7/23/29 vs. TEN, 7/30/29 vs. TEN, 8/6/29 vs. TEN, 8/13/29 vs. TEN, 8/20/29 vs. TEN, 8/27/29 vs. TEN, 9/3/29 vs. TEN, 9/10/29 vs. TEN, 9/17/29 vs. TEN, 9/24/29 vs. TEN, 10/1/29 vs. TEN, 10/8/29 vs. TEN, 10/15/29 vs. TEN, 10/22/29 vs. TEN, 10/29/29 vs. TEN, 11/5/29 vs. TEN, 11/12/29 vs. TEN, 11/19/29 vs. TEN, 11/26/29 vs. TEN, 12/3/29 vs. TEN, 12/10/29 vs. TEN, 12/17/29 vs. TEN, 12/24/29 vs. TEN, 12/31/29 vs. TEN, 1/7/30 vs. TEN, 1/14/30 vs. TEN, 1/21/30 vs. TEN, 1/28/30 vs. TEN, 2/4/30 vs. TEN, 2/11/30 vs. TEN, 2/18/30 vs. TEN, 2/25/30 vs. TEN, 3/4/30 vs. TEN, 3/11/30 vs. TEN, 3/18/30 vs. TEN, 3/25/30 vs. TEN, 4/1/30 vs. TEN, 4/8/30 vs. TEN, 4/15/30 vs. TEN, 4/22/30 vs. TEN, 4/29/30 vs. TEN, 5/6/30 vs. TEN, 5/13/30 vs. TEN, 5/20/30 vs. TEN, 5/27/30 vs. TEN, 6/3/30 vs. TEN, 6/10/30 vs. TEN, 6/17/30 vs. TEN, 6/24/30 vs. TEN, 6/30/30 vs. TEN, 7/7/30 vs. TEN, 7/14/30 vs. TEN, 7/21/30 vs. TEN, 7/28/30 vs. TEN, 8/4/30 vs. TEN, 8/11/30 vs. TEN, 8/18/30 vs. TEN, 8/25/30 vs. TEN, 9/1/30 vs. TEN, 9/8/30 vs. TEN, 9/15/30 vs. TEN, 9/22/30 vs. TEN, 9/29/30 vs. TEN, 10/6/30 vs. TEN, 10/13/30 vs. TEN, 10/20/30 vs. TEN, 10/27/30 vs. TEN, 11/3/30 vs. TEN, 11/10/30 vs. TEN, 11/17/30 vs. TEN, 11/24/30 vs. TEN, 12/1/30 vs. TEN, 12/8/30 vs. TEN, 12/15/30 vs. TEN, 12/22/30 vs. TEN, 12/29/30 vs. TEN, 1/5/31 vs. TEN, 1/12/31 vs. TEN, 1/19/31 vs. TEN, 1/26/31 vs. TEN, 2/2/31 vs. TEN, 2/9/31 vs. TEN, 2/16/31 vs. TEN, 2/23/31 vs. TEN, 3/1/31 vs. TEN, 3/8/31 vs. TEN, 3/15/31 vs. TEN, 3/22/31 vs. TEN, 3/29/31 vs. TEN, 4/5/31 vs. TEN, 4/12/31 vs. TEN, 4/19/31 vs. TEN, 4/26/31 vs. TEN, 5/3/31 vs. TEN, 5/10/31 vs. TEN, 5/17/31 vs. TEN, 5/24/31 vs. TEN, 5/31/31 vs. TEN, 6/7/31 vs. TEN, 6/14/31 vs. TEN, 6/21/31 vs. TEN, 6/28/31 vs. TEN, 7/5/31 vs. TEN, 7/12/31 vs. TEN, 7/19/31 vs. TEN, 7/26/31 vs. TEN, 8/2/31 vs. TEN, 8/9/31 vs. TEN, 8/16/31 vs. TEN, 8/23/31 vs. TEN, 8/30/31 vs. TEN, 9/6/31 vs. TEN, 9/13/31 vs. TEN, 9/20/31 vs. TEN, 9/27/31 vs. TEN, 10/4/31 vs. TEN, 10/11/31 vs. TEN, 10/18/31 vs. TEN, 10/25/31 vs. TEN, 11/1/31 vs. TEN, 11/8/31 vs. TEN, 11/15/31 vs. TEN, 11/22/31 vs. TEN, 11/29/31 vs. TEN, 12/6/31 vs. TEN, 12/13/31 vs. TEN, 12/20/31 vs. TEN, 12/27/31 vs. TEN, 1/3/32 vs. TEN, 1/10/32 vs. TEN, 1/17/32 vs. TEN, 1/24/32 vs. TEN, 2/7/32 vs. TEN, 2/14/32 vs. TEN, 2/21/32 vs. TEN, 2/28/32 vs. TEN, 3/7/32 vs. TEN, 3/14/32 vs. TEN, 3/21/32 vs. TEN, 3/28/32 vs. TEN, 4/4/32 vs. TEN, 4/11/32 vs. TEN, 4/18/32 vs. TEN, 4/25/32 vs. TEN, 5/2/32 vs. TEN, 5/9/32 vs. TEN, 5/16/32 vs. TEN, 5/23/32 vs. TEN, 5/30/32 vs. TEN, 6/6/32 vs. TEN, 6/13/32 vs. TEN, 6/20/32 vs. TEN, 6/27/32 vs. TEN, 7/4/32 vs. TEN, 7/11/32 vs. TEN, 7/18/32 vs. TEN, 7/25/32 vs. TEN, 8/1/32 vs. TEN, 8/8/32 vs. TEN, 8/15/32 vs. TEN, 8/22/32 vs. TEN, 8/29/32 vs. TEN, 9/5/32 vs. TEN, 9/12/32 vs. TEN, 9/19/32 vs. TEN, 9/26/32 vs. TEN, 10/3/32 vs. TEN, 10/10/32 vs. TEN, 10/17/32 vs. TEN, 10/24/32 vs. TEN, 10/31/32 vs. TEN, 11/7/32 vs. TEN, 11/14/

WATSON'S GAME-BY-GAME STATISTICS

2021, HOUSTON

Date	Opp	PASSING							RUSHING						
		GP	GS	Att	Cmp	Yds	Pct	INT	LG	SK	Rtg	Att	Yds	TD	
9/12	Jax-W														
9/19	Chi-L														
9/23	Car-L														
10/3	Buf-L														
10/10	NE-L														
10/17	Ind-L														
10/24	ARI-L														
10/31	LAR-L														
11/7	Mia-L														
11/21	Ten-W														
11/28	NYJ-L														
12/5	Ind-L														
12/12	Sea-L														
12/19	Jax-W														
12/26	LAC-W														
1/2	SF-L														
1/9	Ten-L														
2021 totals		11	5	225	141	1293	62.7	5	4	52	10	70.1	19	70	

2020, HOUSTON

Date	Opp	PASSING							RUSHING						
		GP	GS	Att	Cmp	Yds	Pct	INT	LG	SK	Rtg	Att	Yds	TD	
9/10	KC-L	1	0	32	20	253	62.5	1	31	4	84.5	6	27	1	
9/20	Buf-L	1	0	36	25	275	69.4	1	1	39	4	89.5	5	17	0
9/27	PHI-L	1	0	27	18	254	70.0	2	1	34	5	110.7	1	5	0
10/4	Min-L	1	0	33	20	300	60.6	2	0	43	3	110.7	5	9	0
10/11	Jax-W	1	0	35	25	359	71.4	3	2	44	1	109.1	2	25	0
10/18	Ten-L	1	0	32	20	335	75.7	4	0	53	2	139.9	4	23	0
10/25	GB-L	1	0	39	29	309	74.4	2	0	30	3	114.2	7	38	0
11/1	Jax-W	1	0	32	19	251	59.4	2	0	77	2	119	10	50	0
11/8	Chi-L	1	0	32	20	183	62.7	1	0	29	2	81.4	8	35	0
11/22	NE-W	1	0	37	26	344	75.7	2	0	44	0	121.9	6	36	1
11/28	Det-W	1	0	25	17	310	68	4	0	40	2	150.4	8	24	0
12/6	Ten-L	1	0	39	26	341	66.7	1	0	64	5	85.5	7	38	1
12/13	Chi-L	1	0	30	21	219	70	1	0	48	6	101.9	7	38	0
12/20	Ind-L	1	0	41	33	373	80.5	2	0	38	5	120.8	8	25	0
12/27	Chi-L	1	0	33	24	324	72.7	3	0	50	1	139.8	5	38	0
1/3	Ten-L	1	0	39	28	365	71.8	3	1	42	4	115.4	3	12	0
2020 totals		18	18	544	368	4,623	70.2	33	7	77	48	112.4	80	444	0

2019, HOUSTON

Date	Opp	PASSING							RUSHING						
		GP	GS	Att	Cmp	Yds	Pct	INT	LG	SK	Rtg	Att	Yds	TD	
9/9	NO-L	1	0	30	20	258	66.7	3	1	54	6	114.4	4	40	1
9/15	Jax-W	1	0	29	18	359	55.2	0	0	31	4	70.9	4	5	1
9/22	LAC-W	1	0	34	25	351	73.5	3	0	53	2	105.8	7	18	0
9/29	Car-L	1	0	32	21	180	65.6	0	0	14	6	75.9	3	12	1
10/6	Jax-W	1	0	33	22	456	66.7	5	0	51	0	105.8	6	47	0
10/13	KC-W	1	0	42	30	280	71.4	1	2	45	0	77.5	10	42	2
10/20	Ind-L	1	0	34	23	308	67.6	1	2	46	3	81.5	3	32	0
10/27	LVA-W	1	0	39	27	276	69.2	3	0	48	3	115.0	10	45	0
11/3	Jax-W	1	0	28	22	201	78.6	2	0	21	1	100.4	7	37	0
11/17	Buf-L	1	0	29	18	169	62.1	0	0	20	0	63.7	2	12	0
11/24	Ind-W	1	0	30	19	208	63.3	2	1	33	1	104.6	3	10	0
12/1	NE-W	1	0	25	18	234	72	3	0	35	3	140.7	4	-1	0
12/8	Det-L	1	0	50	30	392	60	1	2	42	3	83.1	6	44	2
12/15	Ten-W	1	0	27	19	242	70.4	2	2	35	1	80.1	7	22	0
12/21	TB-W	1	0	32	19	184	59.4	0	1	39	5	82.5	7	37	0
12/29	Ten-L														
2019 totals		18	18	536	353	3,907	65.9	32	12	54	64	88.0	82	613	7
1/6	Buf-L	1	0	25	20	247	80	1	0	41	7	121.4	4	55	1
1/12	KC-L	1	0	32	21	388	65.6	2	0	54	4	85.7	6	37	1

AFC Divisional Round, AFC Championship

2018, HOUSTON

Date	Opp	PASSING							RUSHING						
		GP	GS	Att	Cmp	Yds	Pct	TD	INT	LG	SK	Rtg	Att	Yds	TD
9/9	at NE-L	1	0	0	0	0	0	0	0	0	0	0	0	0	0
9/16	at Ten-L	1	0	32	22	310	68.8	2	1	39	4	107.8	5	44	0
9/23	NYG-L	1	0	40	24	385	60	2	1	39	3	98.4	5	36	0
9/30	at Det-W	1	0	42	29	375	69	2	1	30	7	102.8	8	41	1
10/7	at Det-W	1	0	46	29	375	75	1	1	48	1	98.2	10	40	0
10/14	Buf-W	1	0	25	15	177	60	1	2	24	7	61.6	2	2	0
10/21	at Jax-W	1	0	24	12	139	50	1	0	31	1	81.8	7	13	0
10/25	Mia-W	1	0	23	16	239	69	5	0	72	0	156	1	14	0
11/4	at Det-W	1	0	24	17	213	70.8	2	0	34	4	125.9	6	38	0
11/18	at Was-W	1	0	24	16	208	66.7	1	0	26	3	72.9	3	7	0
11/25	at Det-W	1	0	24	16	210	79.2	2	0	29	4	120.8	6	70	1
12/2	Det-W	1	0	31	22	224	71	1	0	47	4	102.1	7	30	0
12/9	Ind-L	1	0	38	27	267	71.1	1	0	50	5	99.3	5	35	0
12/15	at NYJ-W	1	0	25	22	234	70.8	2	0	35	6	134.2	4	28	0
12/22	at Phi-L	1	0	40	29	339	72.5	2	0	43	4	114.5	8	49	2
12/30	Jax-W	1	0	35	25	234	71.4	0	0	73	6	89.5	13	68	1
2018 totals		18	18	535	372	4,115	73.0	31	9	72	42	101.1	79	511	7
1/5	Ind-L	1	0	45	29	495	59.2	1	1	20	3	89.7	8	76	0

AFC Wild Card

2017, HOUSTON

Date	Opp	PASSING							RUSHING						
		GP	GS	Att	Cmp	Yds	Pct	TD	INT	LG	SK	Rtg	Att	Yds	TD
9/10	Jax-L														
9/14	at Cle-W	1	0	24	12	102	50.0	7	1	26	4	60.4	2	19	0
9/24	at NE-L	1	0	34	22	301	64.7	2	2	35	2	90.8	8	41	0
10/1	Ten-W	1	0	34	25	263	73.5	4	1	35	1	125	4	24	1
10/8	KC-L	1	0	31	18	251	58.1	5	0	48	3	115.8	3	31	0
10/15	Cle-W	1	0	29	17	225	58.6	3	1	39	1	103.4	6	23	0
10/22	at Sep-L	1	0	30	19	402	63.3	4	3	72	5	105.9	8	67	0
11/5	Ind-L														
11/12	LAR-L														
11/19	at Ari-W														
11/27	at Buf-L														
12/3	Ten-L														
12/17	Jax-L														
12/25	PH-L														
12/31	Ind-L														
2017 totals		7	6	204	128	1,699	63.0	19	6	72	19	103.0	38	269	2

STAFF

PLAYERS

2021 SEASON

HISTORY

RECORDS

GAME DAY

GREATER CLEVELAND SPORTS AWARDS

DE Myles Garrett received the 2021 Professional Athlete of the Year at the 22nd Greater Cleveland Sports Awards. The Sports Awards is the premier annual sports fundraiser that supports Greater Cleveland Sports Commission and celebrates a year of athletic achievements in Northeast Ohio from high school stars to professional athletes. Maria Taylor, NBC Sports host and correspondent, led the live show of appearances from local and national sports celebrities in front of over 1,300 guests at Rocket Mortgage Fieldhouse. CB Greg Newsome accepted the 2021 Best Moment in Cleveland Award on behalf of the team for the 2021 NFL Draft being held in Cleveland for the first time.

STEPHEN WEATHERLY

DEFENSIVE END

HEIGHT 6-5
WEIGHT 265
SCHOOL Vanderbilt
BORN 3/19/1994
ACQUIRED UFA (Gen.) - '22
EXPERIENCE 7

CAREER TRANSACTIONS

Drafted by the Minnesota Vikings in the seventh round (227th overall) of the 2016 NFL Draft...Released by the Vikings on Sept. 3, 2016...Signed to the Vikings' practice squad on Sept. 4, 2016...Signed to the active roster on Nov. 21, 2016...Signed by the Carolina Panthers on March 23, 2020 Released by the Panthers on Feb. 19, 2021...Re-signed to the Vikings on March 8, 2021...Traded to the Denver Broncos for a 2022 seventh-round pick on Oct. 23, 2021...Signed by the Cleveland Browns as an unrestricted free agent on April 18, 2022.

KEY NOTES

- Split time with Minnesota and Denver in 2021, combining to appear in 15 games and registering 2.5 sacks.
- Has appeared in 73 career games, amassing 106 tackles, 8.5 sacks and a pass breakup.
- Recorded first career sack against Buffalo on Sept. 23, 2018.
- Notched first career forced fumble in the second quarter against Philadelphia on Oct. 7, 2018, which DT Linval Joseph returned 64 yards for a touchdown.
- Started 21 of the 36 career games he played at Vanderbilt.

PERSONAL

- Middle name, Dian, is a tribute to his grandmother, a Harvard and MIT graduate.
- Attended Shiloh High (Snellville, Ga.) as a senior after spending freshman-junior seasons at North Atlanta.
- Majored in sociology at Vanderbilt.

BEYOND FOOTBALL

- Was an active participant in Vikings social justice initiatives, including trips to the Hennepin County Juvenile Detention Center

and multiple Twin Cities high schools during his time in Minnesota.

- Active with the One Love Foundation, dedicated to eliminating relationship violence through education and empowerment on college campuses and worked closely with Vanderbilt's Project Safe Center while in school.
- Weatherly is a hobbyist glass-blower and appeared as a guest judge on season two, episode seven, of the Netflix show *Blown Away*, which premiered in 2021. In the episode, Weatherly references his experience in the football community to relate with the competing artists regarding the stigma around speaking about mental health and accepting physical damage to pursue something one loves.
- Traveled throughout Germany as a teen with the Fulton County Youth Commission, a leadership program for outstanding high school students in Fulton County, Georgia, with a primary purpose of advocacy for children and youth issues.
- Has a musical side, having learned to play nine instruments: flute, clarinet, trumpet, trombone, baritone, tuba, tenor sax, steel drums and piano and was on his school's robotics teams.
- Has an affinity for chess and math, can solve a Rubik's Cube, and enjoys puzzles and skateboarding.

WEATHERLY'S CAREER STATISTICS

Year	Team	TACKLES										INTERCEPTIONS				FUMBLES			
		GP	GS	Tot	Solo	Asst	Sk	Yds	No	Yes	Lg	TD	PD	FF	FR	Yds			
2016	Min	2	0	0	0	0	0.0	0.0	0	0	0	0	0	0	0	0	0		
2017	Min	15	0	4	4	0	0.0	0.0	0	0	0	0	0	0	0	0			
2018	Min	16	6	34	22	12	3.0	18.0	0	0	0	0	1	1	0	0			
2019	Min	16	1	24	14	10	2.0	26.0	0	0	0	0	0	1	0	0			
2020	Min	9	9	17	7	10	0.0	0.0	0	0	0	0	0	0	0	0			
2021	Min	6	0	9	5	3	0.0	0.0	0	0	0	0	0	0	0	0			
2022	Min	9	1	14	8	6	2.5	25.0	0	0	0	0	0	0	0	0			
NFL Totals		73	17	101	60	41	7.5	97.0	0	0	0	0	1	2	0	0			

PLAYOFFS

Year	Team	TACKLES										INTERCEPTIONS				FUMBLES			
		GP	GS	Tot	Solo	Asst	Sk	Yds	No	Yes	Lg	TD	PD	FF	FR	Yds			
2016	Min	2	0	0	0	0	0.0	0.0	0	0	0	0	0	0	0	0			
2017	Min	2	0	3	3	0	1.0	0.0	0	0	0	0	0	0	0	0			

ADDITIONAL STATISTICS: Multiple-sack games - None. Career sacks - 7.5, Josh Allen (1.0), Carson Wentz (1.0), Matthew Stafford (1.0), Matt Moore (1.0), Aaron Rodgers (1.0), Mitchell Trubisky (1.0), Taylor Heinicke (1.0), Justin Herbert (1.0), Derek Carr (0.5), Interceptions - None. Special Team Tackles - 5.

SINGLE-GAME HIGHS IN CAREER MULTISTATS: TACKLES - 1 twice vs. Buf., 9/23/18 vs. Chi., 10/29/18. INTERCEPTIONS - None. Yards - None. Long - None. TDs - None. FUMBLES Forced - 1, twice at Phi., 10/7/18; at KC, 11/9/18. Recovered - None. Passes defended: 1, at NvI, 10/25/18. Sacks - 1.0, seven times; last, vs. LAC, 11/28/21. NFL debut: at Jax, 12/11/17. First NFL start: vs. Buf., 9/23/18. First NFL sack: vs. Buf., 9/23/18. First NFL interception: None. Last NFL interception: None.

WEATHERLY'S GAME-BY-GAME STATISTICS

2021, MINNESOTA

Date	Opp	TACKLES					INTERCEPTIONS					FUMBLES				
		Opp	GP	GS	Tot	So	As	Sk	Yd	Int	Yd	Lg	TD	PD	FF	FR
9/12	at Chl	1	1	1	2	1	0.0	0.0	0	0	0	0	0	0	0	0
9/19	at ArL	1	1	1	2	1	0.0	0.0	0	0	0	0	0	0	0	
9/26	Sea-W	1	1	1	0	0	0.0	0.0	0	0	0	0	0	0	0	
10/3	ChL	1	1	1	2	1	0.0	0.0	0	0	0	0	0	0	0	
10/10	Det-W	1	1	1	0	0	0.0	0.0	0	0	0	0	0	0	0	
10/17	at Car-W	1	1	1	0	0	0.0	0.0	0	0	0	0	0	0	0	

2021, DENVER

Date	Opp	TACKLES					INTERCEPTIONS					FUMBLES			
		Opp	GP	GS	Tot	So	As	Sk	Yd	Int	Yd	Lg	TD	PD	FF
10/21	Was-W	1	1	1	2	2	0.0	0.0	0	0	0	0	0	0	0
11/7	at Det-W	1	1	1	0	0	0.0	0.0	0	0	0	0	0	0	0
11/14	PHIL	1	1	1	0	0	0.0	0.0	0	0	0	0	0	0	0
11/20	LAC-W	1	1	1	2	2	0.0	0.0	0	0	0	0	0	0	0
12/5	at KCL	1	1	1	0	0	0.0	0.0	0	0	0	0	0	0	0
12/12	Det-W	1	1	1	4	1	3	0.0	0.0	0	0	0	0	0	0
12/19	ChL	1	1	1	1	1	0.0	0.0	0	0	0	0	0	0	0
12/26	at L	1	1	1	4	2	0.5	0.5	0	0	0	0	0	0	0
1/2	at LAC-L	1	1	1	0	0	0.0	0.0	0	0	0	0	0	0	0
1/9	KCL	1	1	1	0	0	0.0	0.0	0	0	0	0	0	0	0

2021, ILLINOIS

2020 Totals	15	1	22	13	0	2.5	22.5	0	0	0	0	0	0	0	0
-------------	----	---	----	----	---	-----	------	---	---	---	---	---	---	---	---

2021, CAROLINA

Date	Opp	TACKLES					INTERCEPTIONS					FUMBLES			
		Opp	GP	GS	Tot	So	As	Sk	Yd	Int	Yd	Lg	TD	PD	FF
9/20	at TB-L	1	1	1	0	0	0.0	0.0	0	0	0	0	0	0	0
9/27	LAC-W	1	1	1	0	0	0.0	0.0	0	0	0	0	0	0	0
10/4	at Ar-W	1	1	1	0	0	0.0	0.0	0	0	0	0	0	0	0
10/11	at AH-W	1	1	1	2	2	0.0	0.0	0	0	0	0	0	0	0
10/18	ChL	1	1	1	1	1	0.0	0.0	0	0	0	0	0	0	0
10/25	at KCL	1	1	1	1	1	0.0	0.0	0	0	0	0	0	0	0
10/29	at HL	1	1	1	2	0	0.0	0.0	0	0	0	0	0	0	0
11/1	at KCL	1	1	1	0	0	0.0	0.0	0	0	0	0	0	0	0
11/15	THL	1	1	1	0	0	0.0	0.0	0	0	0	0	0	0	0
11/22	Det-W	1	1	1	0	0	0.0	0.0	0	0	0	0	0	0	0
11/29	at Min-L	1	1	1	0	0	0.0	0.0	0	0	0	0	0	0	0
12/13	Det-L	1	1	1	0	0	0.0	0.0	0	0	0	0	0	0	0
12/19	at GB-L	1	1	1	0	0	0.0	0.0	0	0	0	0	0	0	0
12/27	at Was-W	1	1	1	0	0	0.0	0.0	0	0	0	0	0	0	0
1/3	NCL	1	1	1	0	0	0.0	0.0	0	0	0	0	0	0	0

2020 Totals

2020 Totals	8	0	17	7	10	0	0	0	0	0	0	0	0	0	0
-------------	---	---	----	---	----	---	---	---	---	---	---	---	---	---	---

2020, MINNESOTA

Date	Opp	TACKLES					INTERCEPTIONS					FUMBLES			
		Opp	GP	GS	Tot	So	As	Sk	Yd	Int	Yd	Lg	TD	PD	FF
9/8	at Ar-W	1	1	1	0	0	0.0	0.0	0	0	0	0	0	0	0
9/15	at GB-L	1	1	1	0	0	0.0	0.0	0	0	0	0	0	0	0
9/22	Det-W	1	1	1	0	0	0.0	0.0	0	0	0	0	0	0	0
9/29	at ChL	1	1	1	1	1	0.0	0.0	0	0	0	0	0	0	0
10/6	at NYG-W	1	1	1	0	0	0.0	0.0	0	0	0	0	0	0	0
10/13	PH-W	1	1	1	0	0	0.0	0.0	0	0	0	0	0	0	0
10/20	at Det-W	1	1	1	1	1	0.0	0.0	0	0	0	0	0	0	0
10/27	Was-W	1	1	1	2	1	0.0	0.0	0	0	0	0	0	0	0
11/3	at KCL	1	1	1	1	1	0.0	0.0	0	0	0	0	0	1	0
11/10	at Det-W	1	1	1	0	0	0.0	0.0	0	0	0	0	0	0	0
11/17	Det-W	1	1	1	2	2	0.0	0.0	0	0	0	0	0	0	0
12/15	at LAC-W	1	1	1	1	1	0.0	0.0	0	0	0	0	0	0	0
12/22	GB-L	1	1	1	2	1	1	9	0.0	0.0	0	0	0	0	0
12/29	ChL	1	1	1	2	2	6	1	8	0.0	0.0	0	0	0	0

2021 Totals

2021 Totals	15	1	22	13	0	2.5	22.5	0	0	0	0	0	0	0	0
-------------	----	---	----	----	---	-----	------	---	---	---	---	---	---	---	---

2020 Wild Card

2020 Wild Card	1	1	1	0	0	0.0	0.0	0	0	0	0	0	0	0	0
----------------	---	---	---	---	---	-----	-----	---	---	---	---	---	---	---	---

2020 Divisional Round

2020 Divisional Round	1	1	1	0	0	0.0	0.0	0	0	0	0	0	0	0	0
-----------------------	---	---	---	---	---	-----	-----	---	---	---	---	---	---	---	---

2018, MINNESOTA

Date	Opp	TACKLES					INTERCEPTIONS					FUMBLES			
		Opp	GP	GS	Tot	So	As	Sk	Yd	Int	Yd	Lg	TD	PD	FF
9/9	at SF-W	1	1	1	0	0	0.0	0.0	0	0	0	0	0	0	0
9/16	at GB-T	1	1	1	2	2	0.0	0.0	0	0	0	0	0	0	0
9/23	at Det-L	1	1	1	7	5	2	1	0	0	0	0	0	0	0
9/30	at LAR-L	1	1	1	0	0	0.0	0.0	0	0	0	0	0	0	0
10/7	at PH-W	1	1	1	2	2	0	1	5	0	0	0	0	0	1
10/14	Ar-W	1	1	1	4	1	2	0	0	0	0	0	0	0	0
10/21	at NYG-W	1	1	1	2	2	0	0	0	0	0	0	0	1	0
10/28	NCL	1	1	1	2	2	1	0	0	0	0	0	0	0	0
11/4	at Det-W	1	1	1	2	2	0	1	8	0	0	0	0	0	0
11/11	at Ch-L	1	1	1	3	2	1	0	0	0	0	0	0	0	0
11/18	GB-W	1	1	1	1	1	0	0	0	0	0	0	0	0	0
11/25	at Sea-L	1	1	1	2	1	1	0	0	0	0	0	0	0	0
12/2	at Sea-L	1	1	1	2	1	1	0	0	0	0	0	0	0	0
12/9	at Min-W	1	1	1	0	0	0.0	0.0	0	0	0	0	0	0	0
12/16	at Det-W	1	1	1	0	0	0.0	0.0	0	0	0	0	0	0	0
12/23	Ch-L	1	1	1	2	0	2	1	4	0	0	0	0	0	0

2018 Totals

2018 Totals	15	0	24	22	12	3	19	0	0	0	0	0	1	1	0
-------------	----	---	----	----	----	---	----	---	---	---	---	---	---	---	---

2018, MINNESOTA

Date	Opp	TACKLES					INTERCEPTIONS					FUMBLES			
		Opp	GP	GS	Tot	So	As	Sk	Yd	Int	Yd	Lg	TD	PD	FF
9/11	at NYG	1	1	1	0	0	0.0	0.0	0	0	0	0	0	0	0
9/17	at PH-L	1	1	1	0	0	0.0	0.0	0	0	0	0	0	0	0
9/24	TH-W	1	1	1	0	0	0.0	0.0	0	0	0	0	0	0	0
10/1	Det-W	1	1	1	0	0	0.0	0.0	0	0	0	0	0	0	0
10/9	at Ch-W	1	1	1	0	0	0.0	0.0	0	0	0	0	0	0	0
10/15	GB-W	1	1	1	0	0	0.0	0.0	0	0	0	0	0	0	0
10/22	Det-W	1	1	1	0	0	0.0	0.0	0	0	0	0	0	0	0
10/29	at Ch-W	1	1	1	0	0	0.0	0.0	0	0	0	0	0	0	0
11/26	at Was-W	1	1	1	3	3	0	0	0	0	0	0	0	0	0
11/29	at Sea-L	1	1	1	1	1	0	0	0	0	0	0	0	0	0
11/29	at Det-W	1	1	1	0	0	0.0	0.0	0	0	0	0	0	0	0
12/3	at Ar-W	1	1	1	0	0	0.0	0.0	0	0	0	0	0	0	0
12/10</															

GREEDY WILLIAMS

CORNERBACK



HEIGHT 6-2
WEIGHT 185
SCHOOL Louisiana State
BORN 12/3/1997
ACQUIRED D2 - '19
EXPERIENCE 4

CAREER TRANSACTIONS

Selected by the Cleveland Browns in the second round (46th overall) of the 2019 NFL Draft.

KEY NOTES

- Tied for team lead with career-high 10 passes defended in 2021.
- Recorded first career interception off Kirk Cousins at Minnesota on Oct. 3, 2021.
- Missed all of 2020 with a shoulder injury.
- Became the first LSU player since Craig Steltz in 2007 to lead the SEC in interceptions after recording six in 2017.
- A 2018 Thorpe Award finalist, 2018 first team All-American from Walter Camp and 2017-18 first team All-SEC member.

PERSONAL

- Has a daughter, Khloe.
- Native of Shreveport, La. and attended Calvary Baptist Academy. Played a key role in the school winning back-to-back titles in 2013-14 as a defensive back.
- First name is Andraez, but goes by Greedy, a nickname given by his aunt when he was young.
- His older brother, Rodarius, was a sixth-round pick by the New York Giants in 2021.
- Majored in sports administration at LSU.
- Played youth football in Louisiana with Tampa Bay LB Devin White.

BEYOND FOOTBALL

- Wore Breonna Taylor's name on his helmet decal throughout the 2020 season in support of the NFL's social justice initiative.
- On behalf of his foundation, donated 150 masks and shields to doctors and nurses at the Overton Brooks VA Medical Center in Shreveport, La.

- Passionate about helping kids in need and has participated in school supply and backpack giveaways in Ohio and Louisiana.

WILLIAMS' CAREER STATISTICS

Year	Team	TACKLES										INTERCEPTIONS					FUMBLES				
		GP	GS	Tot	Solo	Asst	Sk	Yds	No	Yds	Lg	TD	PD	FF	FR	Yds					
2019	Chi	12	12	47	37	10	0.0	0.0	0	0	0	-	0	0	0	2	0	0	0	0	
2020	Chi	0	0	0	0	0	0.0	0.0	0	0	-	0	0	0	0	0	0	0	0	0	
2021	Chi	18	8	40	28	8	0.0	0.0	2	7	0	10	1	0	0	0	0	0	0	0	
NFL totals	Chi	30	20	87	71	18	0.0	0.0	2	7	0	10	1	0	0	0	0	0	0	0	

PLAYOFFS

Year	Team	TACKLES										INTERCEPTIONS					FUMBLES				
		GP	GS	Tot	Solo	Asst	Sk	Yds	No	Yds	Lg	TD	PD	FF	FR	Yds					
2020	Chi	2	2	8	5	3	0.0	0.0	1	23	23	0	1	0	0	0	0	0	0	0	0

ADDITIONAL STATISTICS: Interceptions - Derek Carr (1), Kirk Cousins (1), Special teams tackles - 1 in 2021.

SINGLE-GAME HIGHS & CAREER MILESTONES: Tackles - 10, at LAC, 10/30/21; Solo - 7, twice, at Ari, 12/5/19; at LAC, 10/10/21; Interceptions: 1, at Min., 10/3/21; Long: 1, at Min., 10/3/21; Passes defended: 1, nine times, last vs. Det., 11/2/21; Sacks: None; FUMBLES: Forced - 1, at LAC, 10/10/21; Recovered - None; NFL debut: vs. Ten, 9/8/19. First NFL start: vs. Ten, 9/8/19.

WILLIAMS' GAME-BY-GAME STATISTICS

2021, CLEVELAND

Date	Opp	TACKLES										INTERCEPTIONS					FUMBLES				
		GP	GS	Tot	So	As	Sk	Yds	Int	Yds	Lg	TD	PD	FF	FR	Yds					
9/12	at KC-L	1	1	1	1	0	0.0	0.0	0	0	0	-	0	0	0	0	0	0	0	0	
9/19	vs-W	1	1	2	0	0	0.0	0.0	0	0	0	-	0	0	0	0	0	0	0	0	
9/26	Chi-W	1	0	0	0	0	0.0	0.0	0	0	-	0	0	0	0	0	0	0	0	0	
10/3	at Min-W	1	CB	6	4	2	0.0	0.0	1	0	0	0	0	1	0	0	0	0	0	0	
10/10	at LAC-L	1	CB	10	7	3	0.0	0.0	0	0	0	-	0	0	0	0	0	0	0	0	
10/17	at Ari-L	1	CB	5	5	0	0.0	0.0	0	0	0	-	0	0	0	0	0	0	0	0	
10/23	vs-W	1	0	0	0	0	0.0	0.0	0	0	0	-	0	0	0	0	0	0	0	0	
10/31	at Phi-L	1	CB	5	4	1	0.0	0.0	0	0	0	-	0	0	0	0	0	0	0	0	
11/7	at Cin-W	1	0	0	0	0	0.0	0.0	0	0	0	-	0	0	0	0	0	0	0	0	
11/14	at NE-L	1	0	0	0	0	0.0	0.0	0	0	0	-	0	0	0	0	0	0	0	0	
11/21	at Bal-L	1	0	0	0	0	0.0	0.0	0	0	0	-	0	0	0	0	0	0	0	0	
11/28	at Bal-L	1	0	0	0	0	0.0	0.0	0	0	0	-	0	0	0	0	0	0	0	0	
12/5	at Bal-W	1	CB	6	6	0	0.0	0.0	0	0	0	-	0	0	0	0	0	0	0	0	
12/12	at LA-L	1	CB	2	2	0	0.0	0.0	1	7	7	0	0	0	0	0	0	0	0	0	
12/20	at GB-L	1	CB	5	5	0	0.0	0.0	0	0	0	-	0	0	0	0	0	0	0	0	
1/3	at Phi-L	1	CB	0	0	0	0.0	0.0	0	0	0	-	0	0	0	0	0	0	0	0	
1/9	at Cin-W	1	0	0	0	0	0.0	0.0	0	0	0	-	0	0	0	0	0	0	0	0	
2021 totals	18	8	40	28	8	0.0	0.0	2	7	0	10	1	0	0	0	0	0	0	0	0	

2020, CLEVELAND

Date	Opp	TACKLES										INTERCEPTIONS					FUMBLES				
		GP	GS	Tot	So	As	Sk	Yds	Int	Yds	Lg	TD	PD	FF	FR	Yds					
9/13	at Bal-L	1	0	0	0	0	0.0	0.0	0	0	0	-	0	0	0	0	0	0	0	0	
9/17	Chi	1	0	0	0	0	0.0	0.0	0	0	0	-	0	0	0	0	0	0	0	0	
9/27	vs-W	1	0	0	0	0	0.0	0.0	0	0	0	-	0	0	0	0	0	0	0	0	
10/4	at Dal-W	1	0	0	0	0	0.0	0.0	0	0	0	-	0	0	0	0	0	0	0	0	
10/11	at Ind-W	1	0	0	0	0	0.0	0.0	0	0	0	-	0	0	0	0	0	0	0	0	
10/18	at Phi-L	1	0	0	0	0	0.0	0.0	0	0	0	-	0	0	0	0	0	0	0	0	
10/25	at Cin-W	1	0	0	0	0	0.0	0.0	0	0	0	-	0	0	0	0	0	0	0	0	
11/1	at LA-L	1	0	0	0	0	0.0	0.0	0	0	0	-	0	0	0	0	0	0	0	0	
11/5	vs-W	1	0	0	0	0	0.0	0.0	0	0	0	-	0	0	0	0	0	0	0	0	
11/22	Phi-W	1	0	0	0	0	0.0	0.0	0	0	0	-	0	0	0	0	0	0	0	0	
11/29	at Jan-W	1	0	0	0	0	0.0	0.0	0	0	0	-	0	0	0	0	0	0	0	0	
12/6	at Ten-W	1	0	0	0	0	0.0	0.0	0	0	0	-	0	0	0	0	0	0	0	0	
12/14	at Bal-L	1	0	0	0	0	0.0	0.0	0	0	0	-	0	0	0	0	0	0	0	0	
12/20	at NYG-W	1	0	0	0	0	0.0	0.0	0	0	0	-	0	0	0	0	0	0	0	0	
12/27	at NYG-L	1	0	0	0	0	0.0	0.0	0	0	0	-	0	0	0	0	0	0	0	0	
1/3	Phi-W	1	0	0	0	0	0.0	0.0	0	0	0	-	0	0	0	0	0	0	0	0	
2020 totals	18	0	0	0	0	0	0.0	0.0	0	0	0	0	0	0	0	0	0	0	0	0	
1/10	Phi-W	1	0	0	0	0	0.0	0.0	0	0	0	-	0	0	0	0	0	0	0	0	
1/17	at KC-L	1	0	0	0	0	0.0	0.0	0	0	0	-	0	0	0	0	0	0	0	0	

AFC Wild Card Round, AFC Divisional Round

2019, CLEVELAND

Date	Opp	TACKLES										INTERCEPTIONS					FUMBLES				
		GP	GS	Tot	So	As	Sk	Yds	Int	Yds	Lg	TD	PD	FF	FR	Yds					
9/8	at Bal-L	1	CB	2	2	0	0.0	0.0	0	0	0	-	0	0	0	0	0	0	0	0	
9/18	at NYG-W	1	CB	3	2	1	0.0	0.0	0	0	0	-	0	0	0	0	0	0	0	0	
9/28	LAR-L	1	0	0	0	0	0.0	0.0	0	0	0	-	0	0	0	0	0	0	0	0	
9/29	at Bal-W	1	0	0	0	0	0.0	0.0	0	0	0	-	0	0	0	0	0	0	0	0	
10/7	at SF-L	1	0	0	0	0	0.0	0.0	0	0	0	-	0	0	0	0	0	0	0	0	
10/13	at Sea-L	1	0	0	0	0	0.0	0.0	0	0	0	-	0	0	0	0	0	0	0	0	
10/27	at NE-L	1	CB	5	3	2	0.0	0.0	0	0	0	-	0	0	0	0	0	0	0	0	
11/3	at Den-L	1	CB	3	3	0	0.0	0.0	0	0	0	-	0	0	0	0	0	0	0	0	
11/10	at Bal-W	1	CB	3	3	0	0.0	0.0	0	0	0	-	0	0	0	0	0	0	0	0	
11/14	Phi-W	1	CB	7	6	1	0.0	0.0	0	0	0	-	0	0	0	0	0	0	0	0	
11/24	at Mia-W	1	CB	2	1	1	0.0	0.0	0	0	0	-	0	0	0	0	0	0	0	0	
12/1	at Phi-L	1	CB	3	3	0	0.0	0.0	0	0	0	-	0	0	0	0	0	0	0	0	
12/8	at Cin-W	1	CB	4	4	0	0.0	0.0	0	0	0	-	0	0	0	0	0	0	0	0	
12/15	at Ari-L	1	CB	9	7	2	0.0	0.0	0	0											

JEDRICK WILLS JR.

TACKLE



HEIGHT 6-4
WEIGHT 307
SCHOOL Alabama
BORN 5/17/1999
ACQUIRED D1 - '20
EXPERIENCE 3

CAREER TRANSACTIONS

Originally drafted by the Cleveland Browns in the first round (10th overall) of the 2020 NFL Draft.

AWARDS/HONORS

- 2020 NFL Pepsi Zero Sugar Rookie of the Week for Week 10, becoming just the fourth offensive lineman to win the award since its inception in 2002 and first since 2013.
- Named to PFWA's 2020 NFL All-Rookie team.

KEY NOTES

- Helped the Browns lead the NFL in rushing average in 2021 with a 5.09 mark, the highest average by a Browns team since 1966. The offensive line opened holes for RB Nick Chubb, who finished second in the league in rushing yards.
- Paved the way for the Browns to finish 2020 third in the NFL in rush yards (2,374) and fifth in yards per carry (4.80 avg.). Helped the Browns record four games with at least 200 rushing yards, their most in a season since 1978. Opened holes for Chubb who became first Browns RB to amass 1,000 rushing yards in back-to-back seasons (2019-20) since Jamal Lewis (2007-08).
- Helped Chubb (1,067) and Kareem Hunt (841) become the only pair of teammates to each record 840-plus rushing yards in 2020, highlighted in a win against Houston on Nov. 15, when Chubb (126) and Hunt (104) became the first Browns to each record 100 yards rushing in the same game since 1966.
- Helped anchor the Crimson Tide's offensive line that ranked third nationally, allowing just .92 sacks per game, surrendering only 12 sacks in 406 pass attempts during the 2019 season. Part of Alabama's offense that ranked No. 2 nationally in scoring (47.2 ppg),

third in passing (342.2 ypg) and sixth in total offense (510.8 ypg). Started 29 games at right tackle, including 28 straight to end his career.

PERSONAL

- Native of Lexington, Ky. and attended Lafayette High School.
- Selected to the Under Armour All-America Game, the only player from the state of Kentucky to be invited.
- First team All-State selection as a senior and a second-team honoree in 2016 by the (Louisville) Courier-Journal.

BEYOND FOOTBALL

- Hosted the inaugural Jed Wills Winter Blast during the 2020 holiday season. Wills paid for a new car for one woman in need, as well as rent for a family that lost its home in a fire and \$50,000 of toys, gifts and cash to five families in the Cleveland area.

WILLS JR.'S CAREER STATISTICS

Year	Team	GP	GS
2020	Cle	15	15
2021	Cle	13	13
NFL Totals		28	28

PLAYOFFS

Year	Team	GP	GS
2020	Cle	15	15

CAREER MILESTONES: NFL debut: at Bal., 9/13/20. First NFL start: at Bal., 9/13/20.

CHASE WINOVICH



DEFENSIVE END

HEIGHT 6-3
WEIGHT 251
SCHOOL Michigan
BORN 4/19/1995
ACQUIRED Tr. (N.E.) - '22
EXPERIENCE 4

CAREER TRANSACTIONS

Originally drafted by the New England Patriots in the third round (77th overall) of the 2019 NFL Draft...Traded to the Cleveland Browns on March 16, 2022.

KEY NOTES

- Led the Patriots with 5.5 sacks in 2020.
- Recorded first interception after picking off Justin Herbert at L.A. Chargers on Dec. 6, 2020.
- Played in all 16 regular season games as a rookie in 2019. Recorded 5.5 sacks as part of a defense that finished No. 1 in the NFL in total defense (275.9 yards per game) and scoring (14.1 points allowed per game).
- Returned a blocked punt 6-yards for a touchdown at N.Y. Giants on Oct. 10, 2019.
- Four-year letterman at Michigan, playing in 45 games with 26 starts and totaled 185 tackles, 18 sacks, three forced fumbles and five fumble recoveries.

PERSONAL

- Last name is pronounced WIN-oh-vich.
- Father, Peter, played basketball at Bethany College from 1977-81.
- Native of Jefferson Hills, Pa. and attended Thomas Jefferson High School.
- Majored in evolutionary anthropology at Michigan.

BEYOND FOOTBALL

- Passionate about raising awareness for diffuse intrinsic pontine glioma (DIPG), an inoperable malignant tumor of the brainstem. Along with several teammates and coaches, dyed his hair orange for the 2018 Outback Bowl in order to raise over \$200,000 for the ChadTough Foundation.

WINOVICH'S CAREER STATISTICS

Year	Team	TACKLES							INTERCEPTIONS							FUMBLES				
		GP	GS	Tot	Solo	Asst	Sk	Yds	No	Yds	Lg	TD	PD	FF	FR	Yds				
2019	NE	16	0	20	12	8	3.5	97	0	0	0	0	0	0	0	0	0			
2020	NE	16	9	44	22	12	5.5	22	1	0	0	0	2	1	0	0				
2021	NE	13	0	5	2	3	1.0	0	0	0	0	0	0	0	0	0				
CAREER		45	9	69	36	23	11.0	119	1	0	0	0	2	1	0	0				

PLAYOFFS

Year	Team	TACKLES							INTERCEPTIONS							FUMBLES				
		GP	GS	Tot	Solo	Asst	Sk	Yds	No	Yds	Lg	TD	PD	FF	FR	Yds				
2019	NE	1	0	0	0	0	0.0	0	0	0	0	0	0	0	0	0				
2021	NE	1	0	0	0	0	0.0	0	0	0	0	0	0	0	0	0				
TOTAL CAREER		2	0	0	0	0	0.0	0	0	0	0	0	0	0	0	0				

ADDITIONAL STATISTICS: Interceptions - Justin Herbert (1). Special teams tackles - 10 (5 in 2019, 1 in 2020, 4 in 2021). Multiple-sack games - 2 (2 vs. NY, 10/21; 1 vs. Min, 9/15/19). Career sacks - Sam Darnold (2), Josh Rosen (1), Josh Allen (1), Josh Allen (1), Josh Allen (1), Deshaun Watson (1), Derek Carr (1), Patrick Mahomes (1), Kyle Murray (1), Ryan Fitzpatrick (1), Luke Falk (1), Baker Mayfield (1), Russell Wilson (1).

SINGLE-GAME HIGHS & CAREER MILESTONES: Tackles - 7 vs. Buf., 11/15/20; Solo - 6 vs. Buf., 11/15/20; Interceptions - 1 at LAC, 10/19/20; Long D. at LAC, 12/9/20; Passes defensed - 1 twice: at LAC, 10/19/20; vs. NY, 1/21/21; Sacks - 2 vs. NY, 1/21/21. FUMBLES: Forced - 1 vs. LV, 9/12/20; Recovered - None; NFL debut vs. Pit., 9/12/19; First NFL start vs. Min., 9/13/19.

WINOVICH'S GAME-BY-GAME STATISTICS

2021, NEW ENGLAND		TACKLES							INTERCEPTIONS							FUMBLES				
Date	Opp	GP	GS	Tot	Solo	As	Sk	Yd	Int	Yd	Lg	TD	PD	FF	FR	Yd				
9/12	Min-L	1	1	1	1	0	0	0	0	0	0	0	0	0	0	0				
9/19	NY-W	1	1	1	0	0	0	0	0	0	0	0	0	0	0	0				
9/26	IND	1	1	0	0	0	0	0	0	0	0	0	0	0	0	0				
10/3	TB-L	1	0	0	0	0	0	0	0	0	0	0	0	0	0	0				
10/10	Hou-W	1	0	0	0	0	0	0	0	0	0	0	0	0	0	0				
10/17	Den-L	1	0	0	0	0	0	0	0	0	0	0	0	0	0	0				
10/24	NO-W	1	0	0	0	0	0	0	0	0	0	0	0	0	0	0				
10/31	LAC-W	1	0	0	0	0	0	0	1	0	0	0	0	0	0	0				
11/7	Chi-W	1	0	0	0	0	0	0	0	0	0	0	0	0	0	0				
11/14	Chi-W	1	0	0	0	0	0	0	0	0	0	0	0	0	0	0				
11/21	ARI-W	1	0	0	0	0	0	0	0	0	0	0	0	0	0	0				
11/28	Sea-L	1	0	0	0	0	0	0	0	0	0	0	0	0	0	0				
12/13	Buf-L	1	0	0	0	0	0	0	0	0	0	0	0	0	0	0				
12/20	Buf-L	1	0	0	0	0	0	0	0	0	0	0	0	0	0	0				
1/2	Jax-W	1	2	2	2	0	0	0	0	0	0	0	0	0	0	0				
1/9	Buf-L	1	0	0	0	0	0	0	0	0	0	0	0	0	0	0				
1/16	Min-L	1	0	0	0	0	0	0	0	0	0	0	0	0	0	0				
2021 Totals		16	0	20	12	8	3.5	97	0	0	0	0	0	0	0	0				
1/15	Buf-L	1	0	0	0	0	0	0	0	0	0	0	0	0	0	0				

1-AFC Wild Card Round

2021, NEW ENGLAND		TACKLES							INTERCEPTIONS							FUMBLES				
Date	Opp	GP	GS	Tot	Solo	As	Sk	Yd	Int	Yd	Lg	TD	PD	FF	FR	Yd				
9/12	Min-W	1	DE	5	4	1	0	0	0	0	0	0	0	0	0	0				
9/20	at Sea-L	1	DE	3	1	2	0.5	1	0	0	0	0	0	0	0	0				
9/27	at NY-W	1	DE	2	2	0	1	8	0	0	0	0	0	0	1	0				
10/5	at KC-L	1	DE	4	2	2	1	7	0	0	0	0	0	0	0	0				
10/18	Den-L	1	DE	1	1	0	0	0	0	0	0	0	0	0	0	0				
10/25	SF-L	1	0	0	0	0	0	0	0	0	0	0	0	0	0	0				
11/1	at Buf-L	1	0	0	0	0	0	0	0	0	0	0	0	0	0	0				
11/8	at NY-W	1	4	2	2	0	0	0	0	0	0	0	0	0	0	0				
11/15	Buf-W	1	DE	7	8	1	0	0	0	0	0	0	0	0	0	0				
11/22	at Hou-L	1	DE	2	0	2	0	0	0	0	0	0	0	0	0	0				
11/29	ARI-W	1	DE	5	5	0	1	1	0	0	0	0	0	0	0	0				
12/6	at LAC-W	1	1	0	1	0	0	1	0	0	0	0	1	0	0	0				
12/13	at BUF-L	1	2	2	0	0	0	0	0	0	0	0	0	0	0	0				
12/20	at Min-L	1	0	0	0	0	0	0	0	0	0	0	0	0	0	0				
12/28	Buf-L	1	3	3	0	0	0	0	0	0	0	0	0	0	0	0				
1/5	at NY-W	1	DE	5	4	1	2	2	0	0	0	0	0	0	1	0				
2020 Totals		0	0	0	0	0	0.0	0	0	0	0	0	0	0	0	0				

2019, NEW ENGLAND		TACKLES							INTERCEPTIONS							FUMBLES				
Date	Opp	GP	GS	Tot	Solo	As	Sk	Yd	Int	Yd	Lg	TD	PD	FF	FR	Yd				
9/8	Pit-W	1	1	1	0	0	0	0	0	0	0	0	0	0	0	0				
9/15	at Min-W	1	2	1	1	0	1.5	11.5	0	0	0	0	0	0	0	0				
9/22	NO-W	1	0	1	0	1	0.5	3.5	0	0	0	0	0	0	0	0				
9/29	at Buf-W	1	1	1	0	1	1	11	0	0	0	0	0	0	0	0				
10/6	at Was-W	1	2	1	1	1	1	8	0	0	0	0	0	0	0	0				
10/13	NO-W	1	0	0	0	0	0	0	0	0	0	0	0	0	0	0				
10/21	at NY-W	1	1	1	0	0	0	0	0	0	0	0	0	0	0	0				
10/27	Chi-W	1	1	0	1	0	0.5	2.5	0	0	0	0	0	0	0	0				
11/3	at Buf-L	1	1	1	0	0	0	0	0	0	0	0	0	0	0	0				
11/17	at Phi-W	1	2	2	0	0	0	0	0	0	0	0	0	0	0	0				
11/24	Den-W	1	1	1	0	0	0	0	0	0	0	0	0	0	0	0				
12/1	at Hou-L	1	1	1	0	1	1	0	0	0	0	0	0	0	0	0				
12/8	KC-L	1	2	2	0	0	0	0	0	0	0	0	0	0	0	0				
12/15	at Cin-W	1	2	2	0	0	0	0	0	0	0	0	0	0	0	0				
12/21	Buf-W	1	1	1	0	0	0	0	0	0	0	0	0	0	0	0				
12/29	Min-L	1	1	0	1	0	0	0	0	0	0	0	0	0	0	0				
2019 Totals		16	16	47	37	10	0.0	0	0	0	0	0	0	0	0	0				
1/4	Tex-L	1	0	0	0	0	0	0	0	0	0	0	0	0	0	0				

1-AFC Wild Card Round

MARTIN EMERSON JR.

CORNERBACK



23

HEIGHT 6-2

WEIGHT 101

SCHOOL Mississippi State

BORN 9/7/2000

ACQUIRED D3a - '22

EXPERIENCE R

CAREER TRANSACTIONS

Originally drafted by the Cleveland Browns in the third round (68th overall) of the 2022 NFL Draft.

KEY NOTES

- Finished his career with 28 total starts in 36 games played.
- His 89.6 coverage grade was the highest by an SEC cornerback since 2020.
- Amassed 154 tackles, six tackles for loss, one interception, 16 pass breakups and forced a fumble over three-year career.
- Ranked 11th in forced incompletions (11) among Power Five cornerbacks, according to Pro Football Focus (min. 200 coverage snaps) in 2020.

PERSONAL

- Nickname is "MJ".
- Son of Tara Davidson and Martin Emerson Sr.
- Native of Pensacola, Fla. and attended Pine Forest High School.
- Played strictly WR growing up until midway through high school when he switched to corner and played defense for the first time in his life.

EMERSON JR.'S COLLEGE STATISTICS

Year	Team	GP	TACKLES			INTERCEPTIONS			FUMBLES			
			Solo	Asst	Sk	Yds	No	Yds	Lg	PD	FF	FR
2020	MissSt	13	17	25	0	0	1	45	45	1	1	0
2021	MissSt	11	46	27	0	0	0	0	-	11	0	0
2022	MissSt	12	22	18	0	0	0	0	-	3	0	0
Career		36	84	60	0	0	1	45	45	16	1	0

2022 PRO BOWL

G Joel Bitonio, DE Myles Garrett, RB Nick Chubb, G Wyatt Teller and CB Denzel Ward garnered Pro Bowl nods for their play in 2021. It marked the club's most Pro Bowlers since 2013, when it had six. Bitonio led the voting among all guards and is the first Browns guard named to four consecutive Pro Bowls since Pro Football Hall of Famer Gene Hickerson made six straight from 1966-71. With Bitonio and Teller both making the Pro Bowl, it marks the fifth time in Browns history that two guards made the Pro Bowl and first since 1967 when Hickerson and John Wooten were selected.

ALEX WRIGHT

DEFENSIVE END

HEIGHT 6-5

WEIGHT 267

SCHOOL UAB

BORN 9/5/2000

ACQUIRED D3b - '22

EXPERIENCE R

CAREER TRANSACTIONS

Originally drafted by the Cleveland Browns in the third round (78th overall) of the 2022 NFL Draft

KEY NOTES

- Played in 31 games from 2019-21 at UAB, posting 91 tackles, 11.5 sacks, five pass breakups, three forced fumbles and two fumble recoveries.
- Second Team All-Conference USA in 2021 after playing in 12 games with eight starts. Tallied 46 tackles on the season with seven sacks, three pass breakups and two forced fumbles.

PERSONAL

- Native of Elba, Ala. and attended Elba High School.
- Grew up in Ala., near where nine-time Pro Bowler DeMarcus Ware is from. Idolized him, watched his film and picked the same number (94) as Ware once joining the Browns.
- Played wide receiver in high school.
- Also played the saxophone and clarinet in the high school band.

WRIGHT'S COLLEGE STATISTICS

Year	Team	TACKLES			INTERCEPTIONS			FUMBLES		
		GP	Solo	Asst	Blk	No	Yds	Lo	PD	FF
2019	UAB	14	18	12	4.5	0	0	-	0	1
2020	UAB	8	9	8	1	5	0	0	2	0
2021	UAB	12	24	22	7	14	0	0	3	2
Career		34	51	42	12.5	19	0	0	5	3

STAFF

PLAYERS

2021 SEASON

HISTORY

RECORDS

GAME DAY

DAVID BELL

WIDE RECEIVER

HEIGHT 6-1
WEIGHT 212
SCHOOL Purdue
BORN 12/14/2000
ACQUIRED D3c - '22
EXPERIENCE R

CAREER TRANSACTIONS

Originally drafted by the Cleveland Browns in the third round (99th overall) of the 2022 NFL Draft.

KEY NOTES

- Started 26 of 29 games over three seasons for the Boilermakers from 2019-21. Concluded collegiate career with 232 catches for 2,946 yards and 21 touchdowns.
- Caught 93 passes for 1,286 yards and six touchdown receptions in 2021 and was named first-team All-Big Ten Conference for a second consecutive season.
- Set a Purdue record with 17 career 100-yard receiving games, which included seven during his 2021 All-American season,

where he posted the second-highest single season receiving yardage total in school history with 1,286.

- Led the Big Ten in receptions per game (8.5) and receiving yards per game (116.9) in 2021 en route to being named the Richter-Howard Receiver of the Year for the conference.

PERSONAL

- Native of Indianapolis, Ind. and attended Warren Central High School.
- Led his high school football and basketball teams to undefeated state championship seasons. The basketball team went 32-0 and he made the game-winning shot as time expired in the championship game.
- Named Indiana's 2018 Gatorade Player of the Year.
- Majored in financial counseling and planning at Purdue.

BELL'S COLLEGE STATISTICS

Year	Team	RUSHING					RECEIVING					
		GP	Att	Yds	Avg	LG	TD	No	Yds	Avg	Lo	TD
2019	Purdue	12	3	12	4.0	9k	1	86	1035	12.0	54	7
2020	Purdue	6	0	0	-	-	0	53	625	11.8	69k	6
2021	Purdue	11	3	28	13.0	28	0	91	1286	14.1	60	6
Career totals		29	6	31	6.5	28	1	232	2946	12.7	80+	21

ALL-PRO OVER HERE

For the second straight year, the Browns placed multiple players on the 2021 Associated Press' top All-Pro team. LG Joel Bitonio and DE Myles Garrett landed the top honors when they were named to first-team All Pros. G Wyatt Teller made the second team for a second consecutive season. For Garrett, it marks the second straight year in which he's landed on the first team and this is Bitonio's first time earning first-team honors after making the second team in each of the past three seasons.

PERRION WINFREY

DEFENSIVE TACKLE



97

HEIGHT 6-4

WEIGHT 290

SCHOOL Oklahoma

BORN 8/15/2000

ACQUIRED D4a - '22

EXPERIENCE R

WINFREY'S COLLEGE STATISTICS

Year	Team	TACKLES				INTERCEPTIONS				FUMBLES		
		GP	SOLO	Asst.	SK	Blk.	No.	Yds.	Lp.	PD	FF	FR
2018	Iowa	12	11	12	6.5	29	0	0	-	0	1	0
Career		12	11	12	6.5	29	0	0	-	0	1	0

CAREER TRANSACTIONS

Originally drafted by the Cleveland Browns in the fourth round (108th overall) of the 2022 NFL Draft.

KEY NOTES

- An All-Big 12 Second Team selection by the league's head coaches in 2020 and 2021, while also receiving the same honors from the Associated Press in 2021.
- Started 20 of 23 games at Oklahoma from 2020-21, posting 42 tackles, six sacks, three pass breakups and one forced fumble.
- Started all 12 games he played in during the 2021 season and totaled 23 tackles, 5.5 sacks, and one forced fumble.
- Compiled 55 tackles, 9.5 sacks and one forced fumble in his two seasons (2018-19) at junior college, Iowa Western, before transferring to Oklahoma.

PERSONAL

- First name pronounced PAIR-ee-ahn.
- Native of Maywood, Ill. and attended Lake Park High School.
- Majored in communications.
- Voted the 2022 Reese's Senior Bowl MVP.
- Is an avid horror movie fan and wore famous horror movie characters on his thigh pads during games at Oklahoma. Nickname was "The Norman Nightmare" at Oklahoma.

STAFF

PLAYERS

2021 SEASON

HISTORY

RECORDS

GAME DAY

CADE
YORK

3

KICKER



HEIGHT 6-1

WEIGHT 206

SCHOOL Louisiana State

BORN 1/27/2001

ACQUIRED D4b - '22

EXPERIENCE R

CAREER TRANSACTIONS

Originally drafted by the Cleveland Browns in the fourth round (124th overall) of the 2022 NFL Draft.

KEY NOTES

- The highest-drafted kicker in the NFL since 2016.
- Selected second team All-SEC by coaches in 2021 as a junior, connecting on 15-of-18 field goals and all 39 PATs to reach a streak of 118 consecutive PATs made, a school record.
- Appeared in all 10 games as a sophomore in 2020, earning second team All-America honors and first team All-SEC distinction. Connected on 18-of-21 field goals and 36-

of-36 on PATs. His 18 field goals led the SEC, while his 85.7 field goal percentage ranked No. 3 in the league.

- Played in 15 games as a freshman and converted on 21-of-27 field goal attempts and was 89-of-93 on PATs as a freshman in 2019. Led the nation in PATs (89) and finished second in country in scoring (152). His 152 points were the most by a kicker in college football in 2019 and trailed only Wisconsin running back Jonathan Taylor for points scored (156).

PERSONAL

- Native of McKinney, Texas and attended Prosper High School.
- Earned a 3.9 GPA in college as a finance major at LSU.
- Played soccer growing up until transitioning to football in high school.

YORK'S COLLEGE STATISTICS

Year	Team	FIELD GOALS					EXTRA POINTS			SCORING				
		0-19	20-29	30-39	40-49	50+	FGM	FPA	Pct	XPM	XPA	Pct	Pts	
2019	LSU	0	0	0	4	5	21	27	77.8	89	93	95.7	152	
2020	LSU	10	0	4	5	4	6	18	21	66.7	36	36	100.0	90
2021	LSU	12	0	4	3	3	5	15	18	83.3	39	39	100.0	94
Career Totals		22	0	8	12	12	31	36	86.1	124	124	100	336	

JEROME FORD

RUNNING BACK



34

STAFF

PLAYERS

2021 SEASON

HISTORY

RECORDS

GAME DAY

HEIGHT 5-10

WEIGHT 210

SCHOOL Cincinnati

BORN 9/12/1999

ACQUIRED 05-'22

EXPERIENCE R

CAREER TRANSACTIONS

Originally drafted by the Cleveland Browns in the fifth round (156th overall) of the 2022 NFL Draft.

KEY NOTES

- Helped lead the Bearcats to an undefeated season (13-0) in 2021 and finished with 1,242 yards rushing, 19 rushing touchdowns and 20 total touchdowns. Both touchdown marks tied the school records set by Michael Warren in 2018.
- Joined the Cincinnati Bearcats' program in 2020 after two years at Alabama.
- Finished collegiate career with 319 rushes for 1,953 yards and 30 touchdowns. Also added 31 catches for 282 yards and one score.

PERSONAL

- Native of Tampa, Fla. and attended Armwood High School.
- The morning of the 2022 Reese's Senior Bowl, took a two-hour Uber ride from Mobile to New Orleans at 2 a.m. and boarded a 6 a.m. flight and arrived in Tampa in time for the birth of his daughter.

FORD'S COLLEGE STATISTICS

Year	Team	RUSHING					RECEIVING					
		GP	Att	Yds	Avg	LS	TD	NO	Yds	Avg	LG	TD
2018	Ala	4	7	27	3.9	15	0	0	0	-	-	0
2019	Ala	4	24	114	4.8	27*	3	2	11	5.5	9	0
2020	Cin	10	78	462	6.0	79*	9	8	54	6.4	25	0
2021	Cin	19	215	1,242	6.1	79*	19	21	220	10.5	24	1
Career Totals		31	319	1,953	6.1	79*	30	31	282	9.1	34	1

MICHAEL WOODS II

WIDE RECEIVER



182

HEIGHT 6-1
WEIGHT 204
SCHOOL Oklahoma
BORN 3/19/2000
ACQUIRED D3b - '22
EXPERIENCE R

CAREER TRANSACTIONS

Originally drafted by the Cleveland Browns in the sixth round (202nd overall) of the 2002 NFL Draft.

KEY NOTES

- Started 38 of 43 games in his collegiate career from 2018-21, catching 118 passes for 1,648 yards and 12 touchdowns.
- Earned honorable mention All-Big 12 honors from league's coaches in 2021 after transferring to Oklahoma from Arkansas. He started nine of 11 games and hauling in 35 receptions for 400 yards and a pair of scores.
- In 2020, Caught 32 passes for a career-high 619 yards while starting all 10 games

for the Razorbacks. Added five touchdowns.

- Started all 12 games in 2019 and led team with 33 receptions and four receiving touchdowns.
- Racked up 423 receiving yards for an average of 12.8 yards per catch and 35.2 yards per game.

PERSONAL

- Native of Magnolia, Texas and attended Magnolia High School.
- Got into photography at the beginning of the pandemic and started his own YouTube channel (WoodVille), now at over 5,000 subscribers.
- One of his closest friends that he trains with in the offseason is Cowboys WR CeeDee Lamb.
- Enrolled at Arkansas early and graduated in three years with a degree in recreation and sport management.

WOODS II'S COLLEGE STATISTICS

Year	Team	GP	RUSHING					RECEIVING				
			Att	Yds	Avg	LG	TD	No	Yds	Avg	Lg	TD
2018	Ark	10	0	0	-	-	0	10	206	11.4	29	1
2019	Ark	12	0	0	-	-	0	23	453	19.7	4	
2020	Ark	10	1	2	2.0	2	0	32	619	19.3	5	
2021	Oklahoma	11	1	2	2.0	2	0	35	400	11.4	2	
2018-2021			33	2	1.2	2	0	113	1729	15.3	12	

ISAIAH THOMAS

DEFENSIVE END

HEIGHT 6-5
WEIGHT 266
SCHOOL Oklahoma
BORN 12/3/1998
ACQUIRED 07a - '22
EXPERIENCE R

CAREER TRANSACTIONS

Originally drafted by the Cleveland Browns in the seventh round (233rd overall) of the 2022 NFL Draft.

KEY NOTES

- Started 22 of 43 games played for the Sooners from 2017-21 with 81 tackles, 18.5 sacks seven pass breakups, four forced fumbles and three fumble recoveries.
- An All-Big 12 Second Team selection by league coaches in 2021 after starting 11 of 12 games played. Totaled 38 tackles, 11.5 tackles for loss, team-high eight sacks, four pass breakups, three QB hurries, three forced fumbles and one fumble recovery.
- A second-team All-Big 12 selection by league coaches and media and an Academic All-Big 12 Second Team honoree in 2020. Notched 32 tackles with team highs of 8.5 sacks and 13 tackles for loss.
- Played in 11 of 14 games and registered seven tackles and two sacks in 2019.

PERSONAL

- Native of Tulsa, Okla. and attended Memorial High School.
- Majored in human relations.
- Named after former Detroit Pistons star Isaiah Thomas.
- Enjoys acting and took multiple acting classes at Oklahoma.
- Partnered with SoonerScoop.com in his redshirt senior season for a reoccurring show called "The Isaiah Thomas Show" on YouTube.

BEYOND FOOTBALL

- Active in the community and his mother says her proudest moments have been watching Isaiah volunteer for community events like

reading to children at elementary schools and helping with Fall Festival parties.

- Visited the Tulsa Boys' Home in 2021 to offer them some encouragement and make a \$1,500 donation to help out the residential treatment facility near Sand Springs. The donation was from his NIL earnings.

THOMAS' COLLEGE STATISTICS

Year	Team	TACKLES				INTERCEPTIONS				FUMBLES			
		GP	Solo	Asst	Sk	Yes	No	Yes	Lg	PD	FF	FR	
2018	Oklahoma	9	2	2	0	0	0	0	0	-	1	0	0
2019	Oklahoma	11	5	2	2	18	0	0	0	-	0	0	0
2020	Oklahoma	12	18	20	8	51	0	0	0	-	4	2	1
Career		32	25	24	10	67	0	0	-	5	3	1	

STAFF

PLAYERS

2021 SEASON

HISTORY

RECORDS

GAME DAY

DAWSON DEATON

GUARD



HEIGHT 6-1
WEIGHT 306
SCHOOL Texas Tech
BORN 5/6/1999
ACQUIRED D7b - '22
EXPERIENCE R

CAREER TRANSACTIONS

Originally drafted by the Cleveland Browns in the seventh round (246th overall) of the 2021 NFL Draft.

KEY NOTES

- Played in 44 games (35 starts) for the Red Raiders from 2017-21.
- Part of an offensive line that allowed only 1.5 sacks per game, good for second in the Big 12 his sophomore season.

PERSONAL

- Native of Frisco, Texas and attended Frisco High School.
- Has a daughter, Parker.
- Earned his degree in marketing. Mom,

Angela and Dad, David, also graduated from Texas Tech with a degree in marketing.

- Brother, Jackson, was a starting offensive lineman in 2019 as a senior at Army.
- Played in the 2022 Shrine Bowl, where Browns assistant OL coach Scott Peters served as his OL coach.

DEATON'S COLLEGE STATISTICS

Year	Team	GP	SS
2018	Texas Tech	12	0
2019	Texas Tech	12	12
2020	Texas Tech	10	10
2021	Texas Tech	10	11
Career totals		47	33



DAYLEN BALDWIN

17 HEIGHT 6-2 WEIGHT 212
WR SCHOOL Michigan
BORN 11/24/1999
ACQUIRED FA - '22
EXPERIENCE R

CAREER TRANSACTIONS

Signed to the Cleveland Browns as an undrafted free agent on Aug. 3, 2022.

KEY NOTES

- Played in 42 games across three schools over four seasons in college.
- Played in a career highs 14 games with 17 catches, 256 yards, and two touchdowns in 2021 at Michigan.
- Tallied career highs in catches (27), yards (540), and touchdowns (7) in six games played at Jackson State in a shortened 2020 season.
- Totaled 30 catches, 333 yards, and two touchdowns in 22 games at Morgan State.

PERSONAL

- Native of Southfield, Mich. and attended Waterford Mott High School.



D'ANTHONY BELL

37 HEIGHT 6-1 WEIGHT 211
S SCHOOL West Florida
BORN 10/17/1996
ACQUIRED FA - '22
EXPERIENCE R

CAREER TRANSACTIONS

Signed to the Cleveland Browns as an undrafted free agent on May 13, 2022.

KEY NOTES

- Transferred to West Florida in January 2019 after a season at Butler Community College.
- Prior to Butler Community College, spent a year at Albany State.
- Won a National Championship with West Florida in 2019.
- Had two interceptions and four pass breakups to go along with 54 tackles and two forced fumbles in his senior season.

PERSONAL

- Native of Covington, Ga. and prepped at Alcovy High School.

STAFF

PLAYERS

2021 SEASON

HISTORY

RECORDS

GAME DAY



MILLER FORRISTALL

86 HEIGHT 6-5 WEIGHT 245
TE SCHOOL Alabama
 BORN 3/11/1998
 ACQUIRED FA - '21
 EXPERIENCE FIRST YEAR

CAREER TRANSACTIONS


Originally signed by the Tennessee Titans as an undrafted free agent on May 1, 2021... Waived by the Titans on Aug. 31, 2021...Signed to the Titans' practice squad on Sept. 1, 2021... Released by the Titans on Sept. 3, 2021... Signed to the Cleveland Browns' practice squad on Sept. 20, 2021...Elevated to the Browns' active roster on Nov. 7, 2021...Reverted back to the Browns' practice squad on Nov. 8, 2021...Signed to the Browns' active roster on Dec. 7, 2021...Waived by the Browns on Dec. 24, 2021...Re-signed to the Browns' practice squad on Dec. 28, 2021...Signed reserve/future contract with the Browns on Jan. 10, 2022.

KEY NOTES

- Appeared in two games with the Browns in 2021 and spent the majority of the 2021 season on the Browns' practice squad.
- Saw action in 54 games for Alabama from 2016-2020, posting 44 catches for 505 yards and five touchdowns. Caught 23 passes for 253 yards and one touchdown during his redshirt senior season as the Crimson Tide won the 2021 College Football Playoff National Championship.

PERSONAL

- Native of Cartersville, Ga. and attended Cartersville High School. Played QB in high school until future NFL first overall pick QB Trevor Lawrence earned the starting role, moving him to TE.
- Met wife, Abby, while at Alabama. She was on the women's soccer team. The couple wed in 2022.
- Trained in martial arts as a kid as his father, Shawn Forristall, is a fourth-degree black belt.



MIKE HARLEY JR.

82 HEIGHT 5-10 WEIGHT 180
WR SCHOOL Miami (Fla.)
 BORN 12/13/1997
 ACQUIRED FA - '22
 EXPERIENCE R

CAREER TRANSACTIONS

Signed to the Cleveland Browns as an undrafted free agent on May 13, 2022.

KEY NOTES

- Finished his career as the Hurricanes' record holder for career receptions (182) and single-game catches (13).
- His 182 career catches surpassed Reggie Wayne for his career catches mark.
- Started 32 of 60 games played for Miami and added 2,158 receiving yards and 15 touchdowns for his career.
- Named to All-ACC Third Team in 2020 after setting career highs in every receiving category, including 57 receptions for 799 yards and seven scores.

PERSONAL

- Native of Fort Lauderdale, Fla. and attended St. Thomas Aquinas High School.



BROCK HOFFMAN

57 HEIGHT 6-4 WEIGHT 302
C SCHOOL Virginia Tech
BORN 7/2/1999
ACQUIRED FA - '22
EXPERIENCE R

CAREER TRANSACTIONS

Signed to the Cleveland Browns as an undrafted free agent on May 13, 2022.

KEY NOTES

- Played in 35 career games with 34 starts at Virginia Tech.
- Started all 11 games at center for Virginia Tech in 2020.
- Helped the Hokies lead the ACC in rushing with 240.1 ypg.
- Began his collegiate career at Coastal Carolina, starting all 12 games at right guard and was part of an offensive unit that ranked fourth in total offense in the Sun Belt.
- Became the first true freshman to start at center in program history (since 2003).

PERSONAL

- Hails from Statesville, N.C.
- Earned his degree in communication science and social inquiry in 2021.
- Father, Brian, played tight end and defensive end for Catawba College (1987-90).



SHAUN JOLLY

49 HEIGHT 5-9 WEIGHT 180
CB SCHOOL Appalachian State
BORN 10/17/1998
ACQUIRED FA - '22
EXPERIENCE R

CAREER TRANSACTIONS


Signed to the Cleveland Browns as an undrafted free agent on May 13, 2022.

KEY NOTES

- Finished his collegiate career with 45 games played (34 starts).
- Started at cornerback for three seasons, totaling six interceptions (two returned for touchdowns), 25 pass defenses, 112 tackles, 6.5 TFLs and two forced fumbles.
- Received first-team honors in the Sun Belt conference 2019-21.
- Tied for the Sun Belt lead with five interceptions in 2019. Tied for first place in the nation with two picks returned for touchdowns in 2019.

PERSONAL

- Native of Stone Mountain, Ga. and attended Stephenson High School.
- Father played football at Middle Tennessee, while his brother ran track at Georgia and sister played soccer at Alabama.



ZAIRE MITCHELL-PADEN

81
TE

HEIGHT 6-5 WEIGHT 257
SCHOOL Florida Atlantic
BORN 8/20/1999
ACQUIRED FA - '22
EXPERIENCE R

CAREER TRANSACTIONS


Signed to the Cleveland Browns as an undrafted free agent on May 13, 2022.

KEY NOTES

- Spent the first part of his college career at Division II Notre Dame College, prior to playing at Florida Atlantic in 2021 as a graduate student.
- Played in 12 games at Florida Atlantic, catching nine passes for 85 yards and a touchdown.
- At Notre Dame College, caught 90 passes for 1,206 yards in four seasons. His best year was his junior season, hauling in 53 passes for 573 yards and six touchdowns.

PERSONAL

- Name is pronounced zz-eye-AIR MITCH-uhl PAY-den.
- Attended Richard Montgomery High School in Rockville, Md., where he also played basketball and ran track.
- Majored in marketing as a graduate student at Florida Atlantic.



DAVID MOORE JR.

60
DT

HEIGHT 6-2 WEIGHT 320
SCHOOL Grambling State
BORN 5/12/1998
ACQUIRED FA - '22
EXPERIENCE FIRST YEAR

CAREER TRANSACTIONS

Signed to the Carolina Panthers as an undrafted free agent on May 2, 2021...Waived by Carolina on Aug. 8, 2021...Claimed via waivers by the New York Jets on Aug. 9, 2021...Waived by the Jets on Aug. 31, 2021...Signed to the Cleveland Browns' practice squad on Sept. 5, 2021...Signed a reserve/futures contract with the Browns on Jan. 10, 2022.

KEY NOTES

- Spent the entire 2021 season on the Browns' practice squad.
- Appeared in 24 games at left guard for Grambling State before his senior season was called off due to the COVID-19 pandemic.
- Earned the 2021 Reese's Senior Bowl's Top Offensive Lineman award on the American Team.

PERSONAL

- Born in Little Rock, Ark. and attended McClellan High School.
- Graduated with a degree in criminal justice from Grambling State.



RODERICK PERRY

64 HEIGHT 6-1 WEIGHT 304
DT SCHOOL Illinois
BORN 12/3/1997
ACQUIRED FA - '22
EXPERIENCE R

CAREER TRANSACTIONS

Signed to the Cleveland Browns as an undrafted free agent on May 13, 2022.

KEY NOTES

- Started all 50 career games he appeared in at Illinois.
- Notched 26 tackles, two sacks and one pass breakup in his senior year.
- Went to Illinois as a graduate transfer in 2020 and received All-Big Ten honorable mention.
- As a redshirt junior at South Carolina State in 2019, posted 34 tackles and 4.5 sacks.

PERSONAL

- Hails from Raleigh N.C. and attended Cary High School. Participated in lacrosse, track and field, and wrestled in high school.
- Plans to own a business or go into coaching following his playing career.
- Graduated with a degree in business management from South Carolina State.
- Enrolled in the recreation, sport, and tourism master's program at Illinois.



ALEX TAYLOR

70 HEIGHT 6-8 WEIGHT 301
T SCHOOL South Carolina State
BORN 4/29/1997
ACQUIRED FA - '22
EXPERIENCE FIRST YEAR

CAREER TRANSACTIONS

Signed by the Cleveland Browns as an undrafted free agent on May 5, 2020...Waived by the Browns on Sept. 16, 2020...Signed to the Browns' practice squad on Oct. 26, 2020...Elevated to the Browns' active roster on Jan. 2, 2021 and back to the Browns' practice squad on Jan. 4, 2021...Waived by the Browns with an injury designation on Aug. 23, 2021...Waived off injured reserve on Aug. 31, 2021...Signed to the Chicago Bears' practice squad on Sept. 15, 2021...Released by the Bears on Oct. 7, 2021...Signed to the Browns' practice squad on Oct. 12, 2021...Signed to the Browns' active roster on Oct. 16, 2021...Waived by the Browns on Oct. 29, 2021...Signed to the Browns' practice squad on Oct. 30, 2021...Promoted to the Browns' active roster on Dec. 19, 2021...Waived by the Browns on Jan. 4, 2022...Signed to the Browns' practice squad on Jan. 6, 2022...Signed a reserve/futures contract with the Browns on Jan. 10, 2022.

KEY NOTES

- Appeared in three career games and made NFL debut on Jan. 3, 2021.
- Spent two years at Appalachian State before transferring to South Carolina State after the 2016 season and started all 11 games as a senior in 2019. In 2017, spent the year on as a member of the Bulldogs basketball team as a reserve before being discovered by the school's offensive line coach, Na'Shan Goddard.
- Only player invited to 2020 NFL combine from an HBCU.

PERSONAL

- Native of Moncks Corner, S.C.
- Father, Patrick Prioleau, played collegiate football at Presbyterian College and uncle, Pierson Prioleau, won Super Bowl XLIV with the New Orleans Saints as a safety.



ISAIAH WESTON

17 HEIGHT 6-4 WEIGHT 214
WR SCHOOL Northern Iowa
 BORN 10/25/1997
 ACQUIRED FA - '22
 EXPERIENCE R

CAREER TRANSACTIONS

Signed to the Cleveland Browns as an undrafted free agent on May 13, 2022.

KEY NOTES

- Caught 37 passes for 883 yards and five touchdowns in 2021, including five catches for 181 yards against North Dakota State.
- Earned Phil Steele FCS All-MVFC second team offense and special teams honors.
- In 2019, he caught 43 passes for 1,053 yards and 10 touchdowns on his way to being named a second-team All-American.
- As a redshirt freshman, he caught 22 passes for 380 yards and five scores before missing the 2018 season due to a knee injury.

PERSONAL

- Attended St. Michael-Albertville High School in Albertville, Minn., where he also played basketball and ran track.
- Majored in psychology at Northern Iowa.



2022 SEASON

2022 CLEVELAND BROWNS MEDIA GUIDE

2021 AMERICAN FOOTBALL CONFERENCE

AFC EAST	W	L	T	PCT	PF	PA	HOME	AWAY	CONF	DIV	STRK
Z--Buffalo Bills	11	6	0	.647	483	289	6-3-0	5-3-0	7-5-0	5-1-0	Won 4
Y--New England Patriots	10	7	0	.588	462	303	4-5-0	6-2-0	8-4-0	3-3-0	Lost 1
Miami Dolphins	9	8	0	.529	341	373	6-3-0	3-5-0	6-6-0	4-2-0	Won 1
New York Jets	4	13	0	.235	310	504	3-6-0	1-7-0	4-8-0	0-6-0	Lost 2
AFC NORTH	W	L	T	PCT	PF	PA	HOME	AWAY	CONF	DIV	STRK
Z--Cincinnati Bengals	10	7	0	.588	460	376	5-4-0	5-3-0	8-4-0	4-2-0	Lost 1
Y--Pittsburgh Steelers	9	7	1	.559	343	398	6-2-1	3-5-0	7-5-0	4-2-0	Won 2
Cleveland Browns	8	9	0	.471	349	371	6-3-0	2-6-0	5-7-0	3-3-0	Won 1
Baltimore Ravens	8	9	0	.471	387	392	5-4-0	3-5-1	5-7-0	1-5-0	Lost 6
AFC SOUTH	W	L	T	PCT	PF	PA	HOME	AWAY	CONF	DIV	STRK
**--Tennessee Titans	12	5	0	.706	419	354	7-2-0	5-3-0	8-4-0	5-1-0	Won 1
Indianapolis Colts	9	8	0	.529	451	365	4-5-0	5-3-0	7-5-0	3-3-0	Lost 2
Houston Texans	4	13	0	.235	280	452	2-7-0	2-6-0	4-8-0	3-3-0	Lost 2
Jacksonville Jaguars	3	14	0	.176	253	457	3-6-0	0-8-0	3-9-0	1-5-0	Won 1
AFC WEST	W	L	T	PCT	PF	PA	HOME	AWAY	CONF	DIV	STRK
Z--Kansas City Chiefs	12	5	0	.706	480	364	7-2-0	5-3-0	7-5-0	5-1-0	Won 1
Y--Las Vegas Raiders	10	7	0	.588	374	439	5-4-0	5-3-0	8-4-0	3-3-0	Won 4
Los Angeles Chargers	9	8	0	.529	474	459	5-4-0	4-4-0	6-6-0	3-3-0	Lost 1
Denver Broncos	7	10	0	.412	335	322	4-5-0	3-5-0	3-9-0	1-5-0	Lost 4

2021 NATIONAL FOOTBALL CONFERENCE

NFC EAST	W	L	T	PCT	PF	PA	HOME	AWAY	CONF	DIV	STRK
Z--Dallas Cowboys	12	5	0	.706	530	358	5-3-0	7-2-0	10-2-0	6-0-0	Won 1
Y--Philadelphia Eagles	9	8	0	.529	444	385	3-5-0	6-3-0	7-5-0	3-3-0	Lost 1
Washington Football Team	7	10	0	.412	335	434	3-5-0	4-5-0	6-6-0	2-4-0	Won 1
New York Giants	4	13	0	.235	258	416	3-5-0	1-8-0	3-9-0	1-5-0	Lost 6
NFC NORTH	W	L	T	PCT	PF	PA	HOME	AWAY	CONF	DIV	STRK
**--Green Bay Packers	13	4	0	.765	450	371	8-0-0	5-4-0	9-3-0	4-2-0	Lost 1
Minnesota Vikings	8	9	0	.471	425	426	5-3-0	3-6-0	6-6-0	4-2-0	Won 1
Chicago Bears	6	11	0	.353	311	407	3-5-0	3-6-0	4-8-0	2-4-0	Lost 1
Detroit Lions	3	13	1	.206	325	467	3-5-0	0-8-1	3-9-0	2-4-0	Won 1
NFC SOUTH	W	L	T	PCT	PF	PA	HOME	AWAY	CONF	DIV	STRK
Z--Tampa Bay Buccaneers	13	4	0	.765	511	353	7-1-0	6-3-0	8-4-0	4-2-0	Won 3
New Orleans Saints	9	8	0	.529	364	335	3-5-0	6-3-0	7-5-0	4-2-0	Won 2
Atlanta Falcons	7	10	0	.412	313	459	2-6-0	5-4-0	4-8-0	2-4-0	Lost 2
Carolina Panthers	5	12	0	.294	304	404	2-6-0	3-6-0	3-9-0	2-4-0	Lost 7
NFC WEST	W	L	T	PCT	PF	PA	HOME	AWAY	CONF	DIV	STRK
Z--Los Angeles Rams	12	5	0	.706	460	372	5-3-0	7-2-0	8-4-0	3-3-0	Lost 1
Y--Arizona Cardinals	11	6	0	.647	449	366	3-5-0	8-1-0	7-5-0	4-2-0	Lost 1
Y--San Francisco 49ers	10	7	0	.588	427	365	4-4-0	6-3-0	7-5-0	2-4-0	Won 2
Seattle Seahawks	7	10	0	.412	395	366	3-5-0	4-5-0	4-8-0	3-3-0	Won 2

**--Clinched Division and Bye | Z--Clinched Division | Y--Clinched Wild Card |

PLAYOFF RESULTS

WILD CARD GAMES

Las Vegas Raiders 19 at CINCINNATI BENGALS 26 (Jan. 15, 2022)
 New England Patriots 17 at BUFFALO BILLS 47 (Jan. 15, 2022)
 Philadelphia Eagles 15 at TAMPA BAY BUCCANEERS 31 (Jan. 16, 2022)
 SAN FRANCISCO 49ERS 23 at Dallas Cowboys 17 (Jan. 16, 2022)
 Pittsburgh Steelers 21 at KANSAS CITY CHIEFS 42 (Jan. 16, 2022)
 Arizona Cardinals 11 at LOS ANGELES RAMS 34 (Jan. 17, 2022)

DIVISIONAL PLAYOFFS

CINCINNATI BENGALS 19 at Tennessee Titans 16 (Jan. 22, 2022)
 SAN FRANCISCO 49ERS 13 at Green Bay Packers 10 (Jan. 22, 2022)
 LOS ANGELES RAMS 30 at Tampa Bay Buccaneers 27 (Jan. 23, 2022)
 Buffalo Bills 36 at KANSAS CITY CHIEFS 42 (OT) (Jan. 23, 2022)

CONFERENCE CHAMPIONSHIPS

CINCINNATI BENGALS 27 at Kansas City Chiefs 24 (Jan. 30, 2022)
 San Francisco 49ers 17 at LOS ANGELES RAMS 20 (Jan. 30, 2022)

PRO BOWL AT LAS VEGAS, NEVADA

NFC 35 at AFC 41

SUPER BOWL LVI AT LOS ANGELES, CALIFORNIA

LOS ANGELES RAMS 23 vs. Cincinnati Bengals 20 (Feb. 13, 2022)

Winner in CAPS

2021 REGULAR SEASON STATISTICS

Won 8, Lost 9

9/12/2021	L	29 - 33
9/19/2021	W	31 - 21
9/26/2021	W	26 - 6
10/3/2021	W	14 - 7
10/10/2021	L	42 - 47
10/17/2021	L	14 - 37
10/21/2021	W	17 - 14
10/31/2021	L	10 - 15
11/7/2021	W	41 - 16
11/14/2021	L	7 - 45
11/21/2021	W	13 - 10
11/28/2021	L	10 - 16
12/12/2021	W	24 - 22
12/20/2021	L	14 - 16
12/25/2021	L	22 - 24
1/3/2022	L	14 - 26
1/9/2022	W	21 - 16

Total First Downs

Rushing	138
Passing	177
Penalty	27
3rd Down: Made/Att	83/212
3rd Down Pct.	39.2%
4th Down: Made/Att	12/29
4th Down Pct.	41.4%

Possession Avg.

Total Net Yards	5791
Avg. Per Game	340.6
Total Plays	1064
Avg. Per Play	5.5
Net Yards Rushing	2471
Avg. Per Game	145.4
Total Rushes	485

Net Yards Passing

Avg. Per Game	195.3
Sacked/Yards Lost	49/299
Gross Yards	3619
Attempts/Completions	520/320
Completion Pct.	61.5%
Had Intercepted	14
Punts/Average	67/43.0
Net Punting Avg.	38.3
Penalties/Yards	112/1035
Fumbles/Ball Lost	20/8

Touchdowns

Rushing	43
Passing	20
Returns	2

Score By Periods

Team	Q1	Q2	Q3	Q4	OT	Pts
Opponents	68	133	68	80	0	349
	65	102	74	130	0	371

Scoring

C.McLaughlin	TD	Ru	Pa	Rt	PAT	FG	2Pt	Pts
N.Chubb	0	0	1	0	0/0	0/0	0	54
K.Hunt	5	5	0	0	0/0	0/0	1	32
J.Landry	4	2	2	0	0/0	0/0	0	24
D.Njoku	4	0	4	0	0/0	0/0	0	24
A.Hoop	3	0	3	0	0/0	0/0	1	20
D.Johnson	3	3	0	0	0/0	0/0	0	18
H.Bryant	3	0	3	0	0/0	0/0	0	18
D.Peoples-Jones	3	0	3	0	0/0	0/0	0	18
D.Felton	2	0	2	0	0/0	0/0	0	12
A.Janovich	1	1	0	0	0/0	0/0	1	8
R.Higgins	1	0	1	0	0/0	0/0	0	6
M.Garrett	1	0	0	1	0/0	0/0	0	6
J.Stanton	1	0	1	0	0/0	0/0	0	6
B.Mayfield	1	1	0	0	0/0	0/0	0	6
D.Ward	1	0	0	1	0/0	0/0	0	6
A.Schwartz	1	0	1	0	0/0	0/0	0	6
C.Naggar	0	0	0	0	1/2	1/1	0	4
Team	43	20	21	2	37/39	16/22	3	349
Opponents	43	13	29	1	33/35	26/27	1	371

2-Pt. Conversions: Team 3/4, Opponents: 1/8

Sacks: M.Garrett 16.0, J.Clowney 9.0, M.McDowell 3.0,

T.McKinley 2.5, T.Hill 2.0, J.Owusu-Koramoah 1.5, J.Jackson 1.5,

R.Harrison 1.0, G.Delpit 1.0, J.Phillips 1.0, A.Walker 1.0, S.Day

1.0, M.Jackson 0.5, J.Elliott 0.5, D.Ward 0.5, J.Johnson 0.5,

T.Togiai 0.5 Team: 43.0, Opponents: 48.0

Rushing	No.	Yds	Avg	Long	TD
N.Chubb	228	1259	5.5	70t	8
D.Johnson	100	534	5.3	30	3
K.Hunt	78	386	4.9	33	5
B.Mayfield	37	134	3.6	14	1
J.Landry	6	40	6.7	16t	2
A.Schwartz	6	39	6.5	17	0
D.Felton	7	24	3.4	12	0
C.Keenum	12	22	1.8	10	0
O.Beckham	2	14	7.0	10	0
J.Kelly	2	13	6.5	11	0
J.Stanton	3	5	1.7	3	0
D.Njoku	1	1	1.0	1	0
A.Janovich	2	0	0.0	1t	1
J.Gillan	1	0	0.0	0	0
Team	485	2471	5.1	70t	20
Opponents	437	1857	4.2	57t	13

Receiving	No.	Yds	Avg	Long	TD
J.Landry	52	570	11.0	38	2
A.Hoop	38	345	9.1	34	3
D.Njoku	36	475	13.2	71t	4
D.Peoples-Jones	34	597	17.6	60t	3
R.Higgins	24	275	11.5	21	1
K.Hunt	22	174	7.9	23	0
H.Bryant	21	233	11.1	41	3
N.Chubb	20	174	8.7	40	1
D.Johnson	19	137	7.2	18	0
D.Felton	18	181	10.1	33t	2
O.Beckham	17	232	13.6	26	0
A.Schwartz	10	135	13.5	44	1
J.Bradley	4	64	16.0	37	0
A.Janovich	3	9	3.0	3	0
J.Stanton	2	7	3.5	6	1
B.Mayfield	0	11	0.0	11	0
Team	320	3619	11.3	71t	21
Opponents	367	3712	10.1	75t	29

Interceptions	No.	Yds	Avg	Long	TD
D.Ward	3	103	34.3	99t	1
J.Johnson	3	31	10.3	31	0
G.Williams	2	7	3.5	7	0
M.Smith	2	1	0.5	1	0
G.Delpit	1	5	5.0	5	0
A.Green	1	1	1.0	1	0
R.Harrison	1	0	0.0	0	0
Team	13	148	11.4	99t	1
Opponents	14	175	12.5	37	0

Punting	No	Yds	Avg	Net	TB	In	Lg	B
J.Gillan	42	1842	43.9	39.5	1	15	65	0
D.Colquitt	25	1038	41.5	36.1	2	6	56	0
Team	67	2880	43.0	38.3	3	21	65	0
Opponents	71	3425	48.2	42.1	5	16	66	0

Punt Returns	Ret	FC	Yds	Avg	Long	TD
D.Felton	32	2	227	7.1	24	0
D.Peoples-Jones	12	3	95	7.9	20	0
J.Natson	3	0	15	5.0	8	0
Team	47	5	337	7.2	24	0
Opponents	30	15	257	8.6	29	0

Kickoff Returns	No.	Yds	Avg	Long	TD
A.Schwartz	15	322	21.5	35	0
D.Felton	9	172	19.1	28	0
D.Johnson	6	139	23.2	29	0
J.Natson	5	107	21.4	28	0
J.Bradley	2	49	24.5	25	0
A.Janovich	2	19	9.5	13	0
M.Stewart	1	20	20.0	20	0
Team	40	828	20.7	35	0
Opponents	39	791	20.3	31	0

Field Goals	1-19	20-29	30-39	40-49	50+
C.McLaughlin	0/0	3/3	4/4	4/10	4/4
C.Naggar	0/0	0/0	1/1	0/0	0/0
Team	0/0	3/3	5/5	4/10	4/4
Opponents	0/0	6/6	7/7	8/9	5/5

Fumbles Lost: B.Mayfield 3, J.Landry 2, N.Chubb 1, D.Peoples-Jones 1, C.Keenum 1 Total: 8

Opponent Fumble Recoveries: M.Garrett 1, I.Odenigbo 1, M.McDowell 1, P.Gustin 1, S.Takitaki 1, A.Green 1 Total: 6

Passing	Att	Cmp	Yds	Cmp%	Yds/Att	TD	TD%	Int	Int%	Long	Sack	Lost	Rating
B.Mayfield	418	253	3010	60.5%	7.2	17	4.1%	13	3.1%	71t	43/	269	83.1
C.Keenum	72	47	462	65.3%	6.4	3	4.2%	1	1.4%	34	5/	29	91.3
N.Mullens	30	20	147	66.7%	4.9	1	2.3%	0	0.0%	25	0/	0	89.2
J.Landry	0	0	0	0.0%	0.0	0	0.0%	0	0.0%	0	1/	1	0.0
Team	520	320	3619	61.5%	7.0	21	4.0%	14	2.7%	71t	49/	299	84.6
Opponents	576	367	3712	63.7%	6.4	29	5.0%	13	2.3%	75t	43/	273	89.4

2021 DEFENSIVE STATISTICS

Anthony Walker Jr.	113	70	43	1.0	5	0	0	0	0	2	0	0	0
Jeremiah Owusu-Koramoah	74	48	26	1.5	7.5	0	0	0	0	4	2	0	0
Grant Delpit	61	42	21	1.0	7	1	5	5	0	3	1	0	0
John Johnson III	59	36	23	0.5	0	3	31	31	0	5	1	0	0
Ronnie Harrison Jr.	58	40	18	1.0	8	1	0	0	0	3	0	0	0
Troy Hill	49	34	15	2.0	13	0	0	0	0	1	0	0	0
Myles Garrett	51	33	18	16.0	91.5	0	0	0	0	3	1	1	0
Malcolm Smith	50	34	16	0	0	2	1	1	0	5	0	0	0
Denzel Ward	43	34	9	0.5	2	3	103	99t	1	10	0	0	0
Greedy Williams	40	34	6	0	0	2	7	7	0	8	1	0	0
Sione Takitaki	36	18	19	0	0	0	0	0	0	0	0	0	0
Mack Wilson	33	22	11	0	0	0	0	0	0	0	0	0	0
Malik McDowell	33	19	14	3.0	22.0	0	0	0	0	1	9	1	0
M.J. Stewart Jr.	37	28	9	0	0	0	0	0	0	5	1	0	0
Jadeveon Clowney	37	24	13	9.0	83.5	0	0	0	0	2	2	0	0
Greg Newsome II	37	33	4	0	0	0	0	0	0	9	0	0	0
Malik Jackson	25	7	18	0.5	4	0	0	0	0	4	0	0	0
Jordan Elliott	26	11	15	0.5	2	0	0	0	0	1	0	0	0
Sheldon Day	21	7	14	1.0	3.5	0	0	0	0	2	0	0	0
Takkarist McKinley	18	10	8	2.5	14	0	0	0	0	0	1	0	0
Joe Jackson	14	8	6	1.5	4	0	0	0	0	0	0	0	0
Elijah Lee	8	7	1	0	0	0	0	0	0	0	0	0	0
Tommy Togiai	16	9	7	0.5	0	0	0	0	0	1	0	0	0
A.J. Green	13	9	4	0	0	1	0	0	0	5	0	1	0
Jovante Moffatt	7	4	3	0	0	0	0	0	0	7	0	0	0
Porter Gustin	7	5	2	0	0	0	0	0	0	0	0	1	0
Ifeadi Odenigbo	11	5	6	0	0	0	0	0	0	0	0	1	0
Jacob Phillips	17	14	3	1	6	0	0	0	0	3	0	0	0
Richard LeCounte	2	2	0	0	0	0	0	0	0	0	0	0	0
Andrew Billings	1	0	1	0	0	0	0	0	0	0	0	0	0
Josiah Bronson	1	1	0	0	0	0	0	0	0	0	0	0	0
Curtis Weaver	1	0	1	0	0	0	0	0	0	0	0	0	0
Totals	1000	644	356	43.0	273	13	147	99t	1	72	10	5	0

2021 SPECIAL TEAMS STATISTICS

Mack Wilson	9	4	5	0	0	0	0
A.J. Green	8	6	2	0	1	0	0
M.J. Stewart Jr.	8	6	2	0	0	1	0
Sione Takitaki	8	3	5	1	1	0	0
Elijah Lee	7	5	2	0	0	0	0
Herb Miller	5	4	1	0	0	0	0
Grant Delpit	5	1	4	0	0	0	0
Demetric Felton	4	2	2	1	4	0	0
Tony Fields	4	2	2	0	0	0	0
Jamie Gillan	3	2	1	0	0	0	0
Andy Janovich	2	2	0	0	0	0	0
Ifeadi Odenigbo	2	2	0	0	0	0	0
Ja'Marcus Bradley	2	1	1	0	0	0	0
Jovante Moffatt	2	1	1	0	0	0	0
Jeremiah Owusu-Koramoah	2	1	1	0	0	0	0
Porter Gustin	2	1	1	0	0	0	0
Tim Harris	2	1	1	0	0	0	0
Joe Jackson	2	1	1	0	0	0	0
John Johnson	2	1	1	0	0	0	0
Harrison Bryant	2	0	2	0	0	0	0
Willie Harvey Jr.	1	1	0	0	0	0	0
Greedy Williams	1	1	0	0	0	0	0
D'Ernest Johnson	1	0	1	0	0	0	0
Miller Forristall	1	0	1	0	0	0	0
Richard LeCounte III	1	0	1	0	0	0	0
Malcolm Smith	1	0	1	0	0	0	0
Totals	88	49	39	2	6	1	0

2021 MISCELLANEOUS STATISTICS

Austin Hooper	2	0	0	0
Donovan Peoples-Jones	2	0	0	0
Anthony Shwartz	2	0	0	0
Harrison Bryant	1	0	0	0
Nick Chubb	1	0	0	1
Jack Conklin	1	0	0	0
Nick Harris	1	0	0	0
Jarvis Landry	1	0	0	0
David Njoku	1	0	0	2
Jamie Gillan	0	0	0	1
D'Ernest Johnson	0	0	0	1
JC Tretter	0	0	0	1
Totals	12	0	0	6

2021 DEFENSIVE SCORING STATISTICS

Myles Garrett	1	0	1
Denzel Ward	1	1	0
Totals	2	1	1

OFFENSIVE GAME-BY-GAME STARTERS

STAFF

GAME	OPP.	WR	LT	LG	C	RG	RT	TE	WR	QB	RB	FB
9/12	at KC	J. Landry	J. Willis	J. Bitonio	J. Tretter	W. Teller	J. Conklin	A. Hooper	D. Peoples-Jones	B. Mayfield	N. Chubb	A. Janovich
9/19	HOU	J. Landry	J. Willis	J. Bitonio	J. Tretter	W. Teller	J. Conklin	A. Hooper	D. Njoku (TE)	B. Mayfield	N. Chubb	A. Janovich
9/26	CHI	O. Beckham	J. Willis	J. Bitonio	J. Tretter	W. Teller	J. Conklin	A. Hooper	H. Bryant (TE)	B. Mayfield	N. Chubb	D. Njoku (TE)
10/3	at MIN	O. Beckham	J. Willis	J. Bitonio	J. Tretter	W. Teller	J. Conklin	A. Hooper	D. Peoples-Jones	B. Mayfield	N. Chubb	D. Njoku (TE)
10/10	at LAC	O. Beckham	B. Hance	J. Bitonio	J. Tretter	W. Teller	J. Conklin	A. Hooper	H. Bryant (TE)	B. Mayfield	N. Chubb	D. Njoku (TE)
10/17	ARI	O. Beckham	B. Hance	J. Bitonio	J. Tretter	W. Teller	J. Hudson	D. Njoku	D. Peoples-Jones	B. Mayfield	K. Hunt	A. Hooper (TE)
10/21	DEN	O. Beckham	J. Willis	J. Bitonio	J. Tretter	W. Teller	B. Hance	A. Hooper	A. Schwartz	C. Keenum	D. Johnson	J. Landry (WR)
10/31	PIT	O. Beckham	J. Willis	J. Bitonio	J. Tretter	W. Teller	J. Conklin	A. Hooper	R. Higgins	B. Mayfield	N. Chubb	J. Landry (WR)
11/7	at CIN	A. Schwartz	J. Willis	J. Bitonio	J. Tretter	W. Teller	B. Hance	A. Hooper	J. Landry	B. Mayfield	N. Chubb	D. Njoku (TE)
11/14	at NE	J. Landry	J. Willis	J. Bitonio	J. Tretter	W. Teller	B. Hance	A. Hooper	D. Peoples-Jones	B. Mayfield	D. Johnson	D. Njoku (TE)
11/21	DET	J. Landry	J. Willis	J. Bitonio	J. Tretter	W. Teller	B. Hance	A. Hooper	R. Higgins	B. Mayfield	N. Chubb	D. Njoku (TE)
11/28	at BAL	J. Landry	J. Willis	J. Bitonio	J. Tretter	W. Teller	J. Conklin	A. Hooper	H. Bryant (TE)	B. Mayfield	N. Chubb	D. Njoku (TE)
12/12	BAL	J. Landry	J. Willis	J. Bitonio	J. Tretter	W. Teller	J. Hudson	A. Hooper	D. Peoples-Jones	B. Mayfield	N. Chubb	A. Janovich
TBD	LV	R. Higgins	J. Bitonio	M. Dunn	J. Tretter	W. Teller	B. Hance	D. Njoku	D. Peoples-Jones	N. Mullens	N. Chubb	D. Felton (RB)
12/25	at GB	J. Landry	J. Bitonio	M. Dunn	N. Harris	W. Teller	B. Hance	A. Hooper	D. Peoples-Jones	B. Mayfield	N. Chubb	R. Higgins (WR)
1/3	at PIT	J. Landry	J. Willis	J. Bitonio	J. Tretter	W. Teller	J. Hudson	A. Hooper	D. Peoples-Jones	B. Mayfield	N. Chubb	D. Njoku (TE)
1/9	CIN	J. Landry	J. Willis	J. Bitonio	J. Tretter	W. Teller	J. Hudson	A. Hooper	D. Peoples-Jones	C. Keenum	N. Chubb	D. Felton (RB)

PLAYERS

DEFENSIVE GAME-BY-GAME STARTERS

2021 SEASON

GAME	OPP.	DE	DT	DT	DE	WILL	MIKE	CB	CB	CB	S	S
9/12	at KC	M. Garrett	M. McDowell	M. Jackson	J. Clowney	J. Owusu-Koramoah	A. Walker	T. Hill	D. Ward	G. Newsome	R. Harrison	J. Johnson
9/19	HOU	M. Garrett	M. McDowell	M. Jackson	J. Clowney	S. Takitaki	M. Smith	M. Wilson (SAM)	D. Ward	G. Newsome	R. Harrison	J. Johnson
9/26	CHI	M. Garrett	M. McDowell	M. Jackson	J. Clowney	J. Owusu-Koramoah	M. Smith	G. Delpit (DB)	D. Ward	G. Newsome	R. Harrison	J. Johnson
10/3	at MIN	M. Garrett	M. McDowell	M. Jackson	J. Clowney	J. Owusu-Koramoah	M. Smith	S. Takitaki (SAB)	D. Ward	G. Williams	R. Harrison	J. Johnson
10/10	at LAC	M. Garrett	M. McDowell	M. Jackson	T. McKinley	J. Owusu-Koramoah	A. Walker	T. Hill	D. Ward	G. Williams	R. Harrison	J. Johnson
10/17	ARI	M. Garrett	M. McDowell	M. Jackson	J. Clowney	J. Owusu-Koramoah	A. Walker	T. Hill	D. Ward	G. Williams	R. Harrison	J. Johnson
10/21	DEN	M. Garrett	M. McDowell	M. Jackson	J. Clowney	S. Takitaki	A. Walker	M. Wilson (LB)	D. Ward	G. Newsome	R. Harrison	J. Johnson
10/31	PIT	M. Garrett	M. McDowell	M. Jackson	J. Clowney	M. Smith	A. Walker	T. Hill	G. Williams	G. Newsome	R. Harrison	J. Johnson
11/7	at CIN	M. Garrett	M. McDowell	M. Jackson	J. Clowney	M. Wilson	A. Walker	S. Takitaki (LB)	D. Ward	G. Newsome	R. Harrison	J. Johnson
11/14	at NE	M. Garrett	M. McDowell	M. Jackson	J. Clowney	M. Wilson	A. Walker	S. Takitaki (SAB)	D. Ward	G. Newsome	R. Harrison	J. Johnson
11/21	DET	M. Garrett	M. McDowell	M. Jackson	J. Clowney	M. Wilson	A. Walker	S. Takitaki (SAM)	D. Ward	G. Newsome	G. Delpit	J. Johnson
11/28	at BAL	M. Garrett	M. McDowell	M. Jackson	J. Clowney	J. Owusu-Koramoah	A. Walker	G. Delpit (S)	D. Ward	G. Newsome	R. Harrison	J. Johnson
12/12	BAL	M. Garrett	J. Elliott	M. Jackson	J. Clowney	J. Owusu-Koramoah	M. Smith	S. Takitaki (SAB)	D. Ward	G. Williams	G. Delpit	J. Johnson
TBD	LV	M. Garrett	J. Elliott	M. Jackson	T. McKinley	J. Owusu-Koramoah	M. Smith	S. Takitaki (SAB)	D. Ward	G. Williams	M. Stewart	J. Johnson
12/25	at GB	M. Garrett	S. Day	M. Jackson	P. Gustin	J. Owusu-Koramoah	A. Walker	M. Stewart (DB)	D. Ward	G. Williams	G. Delpit	R. LeCounte
1/3	at PIT	M. Garrett	M. McDowell	M. Jackson	J. Clowney	J. Owusu-Koramoah	A. Walker	G. Williams	D. Ward	G. Newsome (DB)	G. Delpit	M. Stewart
1/9	CIN	M. Garrett	M. McDowell	J. Elliott	J. Clowney	J. Phillips	A. Walker	M. Wilson (SAM)	A. Green	G. Newsome (DB)	G. Delpit	J. Johnson

HISTORY

GAME-BY-GAME INACTIVES

GAME	OPP.
9/12	at KC K C. Naggar, WR O. Beckham, S G. Delpit, LB T. Fields, T J. Hudson, G M. Dunn, DT T. Togiai
9/19	HOU WR O. Beckham, S R. LeCounte, LB T. Fields, T C. Hubbard, DT T. Togiai
9/26	CHI S R. LeCounte, LB S. Takitaki, DE I. Odenigbo, G M. Dunn, T C. Hubbard, DT T. Togiai
10/3	at MIN CB G. Newsome, DE I. Odenigbo, G M. Dunn, T C. Hubbard, DT T. Togiai
10/10	at LAC CB G. Newsome, S R. LeCounte, LB T. Fields, T J. Willis, T C. Hubbard, DE I. Clowney, DT T. Togiai
10/17	ARI RB N. Chubb, CB A. Green, LB M. Smith, T J. Willis, T J. Conklin, DT T. Togiai, DT A. Billings
10/21	DEN QB B. Mayfield, RB N. Chubb, CB A. Green, DE I. Odenigbo, G H. Froholdt, T J. Conklin, DT T. Togiai
10/31	PIT WR D. Peoples-Jones, CB D. Ward, CB A. Green, S R. LeCounte, DE T. McKinley, G H. Froholdt, DT T. Togiai
11/7	at CIN WR O. Beckham, CB H. Miller, G H. Froholdt, TE M. Forristall, DE J. Jackson, DT T. Togiai, DT A. Billings
11/14	at NE CB G. Williams, S R. LeCounte, LB T. Fields, DE T. McKinley, WR J. Bradley, DT S. Day
11/21	DET WR A. Schwartz, WR D. Peoples-Jones, CB T. Hill, CB A. Green, DE T. McKinley, DE I. Odenigbo, DT S. Day
11/28	at BAL WR A. Schwartz, FB A. Janovich, S R. LeCounte, DE I. Odenigbo, T J. Hudson, WR R. Higgins, DT T. Togiai
12/12	BAL WR A. Schwartz, CB G. Newsome, S R. Harrison, S R. LeCounte, TE H. Bryant, DT T. Togiai
12/20	LV CB G. Newsome II, WR L. Cager, DT J. Bronson
12/25	at GB QB N. Mullens, QB K. Lauletta, S J. Johnson III, LB W. Harvey, WR J. Bradley
1/3	at PIT QB K. Lauletta, CB T. Hill, RB K. Hunt, S R. Harrison, S J. Johnson III, M. Wilson, G H. Froholdt
1/9	CIN CB T. Hill, RB K. Hunt, S R. Harrison, S R. LeCounte, G H. Froholdt, DT S. Day

RECORDS

2021 TURNOVER ANALYSIS

GAME	OPP.	TAKEAWAYS				FUMBLES	INT	TOTAL	GIVEAWAYS			RESULT
		FUMBLES	INTS	TOTAL	PTS OFF				PTS OFF	DIFFERENCE		
9/12	at KC	0	0	0	3	1	1	2	0	-2	L 29-33	
9/19	vs. HOU	1	1	2	7	1	1	2	10	0	W 31-21	
9/26	vs. CHI	0	0	0	0	0	0	0	0	0	W 28-6	
10/3	at MIN	0	1	1	0	0	0	0	0	+1	W 19-7	
10/10	at LAC	2	0	1	3	0	0	0	3	+1	L 42-47	
10/17	vs. ARI	0	0	0	13	2	1	3	0	-3	L 14-37	
10/21	vs. DEN	0	1	1	0	0	0	0	0	+1	W 17-14	
10/31	vs. PIT	0	0	0	0	1	0	1	0	-1	L 10-15	
11/7	at CIN	1	2	3	0	0	0	0	13	+3	W 41-16	
11/14	at NE	0	0	0	7	0	1	1	0	-1	L 7-45	
11/21	vs. DET	0	2	2	3	0	2	2	7	0	W 13-10	
11/28	at BAL	0	4	4	0	2	0	2	3	+2	L 10-16	
12/12	vs. BAL	2	0	2	3	0	1	1	7	+1	W 24-22	
12/20	vs. LV	1	1	2	0	0	0	0	7	+2	L 14-16	
12/25	at GB	0	0	0	21	0	4	4	0	-4	L 22-24	
1/3	at PIT	0	1	1	3	0	2	2	0	-1	L 14-26	
1/9	vs. CIN	0	0	0	7	1	1	2	0	-2	W 21-16	
TOTALS	17 GAMES	6	13	19	67	8	14	22	50	-3		

GAME DAY

2021 BROWNS GAME-BY-GAME OFFENSIVE STATISTICS

OPP	1ST DOWNS			DOWN CONV.			RUSHING			PASS			TDs			FGs			PEN											
	T	R	PassPen.	3rd	4th	Net Yd	Plays	Net	Att	Avg.	Net Skd-Yd	Gross	C	TD	INT	R	P	Ret	M	A	No.	Lost	No.	Yds.	No.	Yds.	No.	Yds.		
at KC (9/12)	24	9	14	1	2-7	3-4	457	56	153	26	5.9	304	2-17	321	21	28	0	1	4	0	0	0	2	1	5	30	1	52.0	27:13	
vs. HOU (9/19)	22	11	10	1	4-9	0-0	355	57	156	34	4.6	199	2-14	213	21	19	1	1	3	1	0	1	2	1	5	62	2	40.0	35:05	
vs. CHI (9/26)	26	11	13	2	8-17	1-3	418	78	215	42	5.1	203	5-43	245	31	19	1	0	1	0	4	0	4	0	7	98	2	41.0	39:34	
at MIN (10/3)	20	10	9	1	7-18	0-1	327	74	184	38	4.8	143	3-12	155	33	15	0	0	1	0	2	0	0	0	7	73	7	39.0	35:32	
at LAC (10/10)	25	10	12	3	4-12	1-3	531	68	230	35	6.6	301	1-4	305	32	23	2	0	3	2	0	2	1	0	7	77	3	44.7	36:28	
vs. ARI (10/17)	16	4	11	1	3-10	1-4	290	55	73	19	3.8	217	5-23	240	31	20	2	0	2	0	0	0	2	2	9	88	2	53.0	25:21	
vs. DEN (10/21)	123	12	11	1	9-15	1-1	376	67	182	33	5.5	194	1-5	199	33	21	1	0	1	1	0	1	2	0	9	60	3	51.7	36:51	
vs. PIT (10/31)	119	7	10	2	3-10	0-2	306	58	96	23	4.2	210	4-15	225	31	20	0	0	1	0	1	1	1	1	5	30	4	49.3	28:15	
at CIN (11/7)	14	6	7	1	3-9	0-0	361	48	153	23	6.7	208	2-10	218	21	14	2	0	2	2	2	0	2	0	10	84	3	39.3	24:38	
at NE (11/14)	17	4	12	1	1-11	2-4	217	58	99	20	5.0	118	5-36	154	33	19	1	0	1	0	0	2	0	6	42	4	47.3	25:58		
vs. DET (11/21)	122	10	8	4	5-13	0-0	349	66	184	36	5.1	165	1-11	176	29	15	1	2	1	1	0	0	1	10	82	5	37.8	34:57		
at BAL (11/28)	14	2	10	2	4-13	0-1	262	57	40	17	2.4	222	3-25	247	37	18	1	0	1	0	1	2	2	2	5	45	6	43.5	22:56	
vs. BAL (12/12)	20	7	10	3	6-13	0-0	290	61	100	29	3.4	190	0-0	190	32	22	2	0	1	0	1	2	1	2	0	4	42	6	39.2	33:50
vs. LV (12/20)	13	3	9	1	6-14	1-1	236	54	89	24	4.4	147	0-0	147	30	20	1	0	1	0	1	0	0	0	3	61	7	44.7	26:36	
at GB (12/25)	28	12	15	1	7-12	1-1	408	66	219	25	8.8	189	5-33	222	36	21	2	4	1	2	0	1	1	0	0	6	38	1	37.0	31:41
at PIT (1/3)	15	5	8	2	5-17	1-3	232	67	93	20	4.7	139	9-46	185	38	16	2	2	0	0	0	0	0	10	77	8	42.8	25:05		
vs. CIN (1/9)	24	15	8	1	6-12	0-1	376	66	205	41	5.7	171	1-5	176	24	17	2	1	2	0	0	2	1	4	46	4	37.5	33:39		
TOTAL	342	138	177	27	83-212	12-29	5791	1054	2471	485	5.1	3320	49-299	3619	520	320	21	14	20	21	2	16	22	20	6	112	1035	67	43.0	30:48

2021 BROWNS GAME-BY-GAME DEFENSIVE STATISTICS

OPP	1ST DOWNS			DOWN CONV.			RUSHING			PASS			TDs			FGs			PEN												
	T	R	PassPen.	3rd	4th	Net Yd	Plays	Net	Att	Avg.	Net Skd-Yd	Gross	C	TD	INT	R	P	Ret	M	A	No.	Lost	No.	Yds.	No.	Yds.					
at KC (9/12)	21	4	17	0	9-13	0-0	397	61	73	23	3.2	324	2-13	337	36	27	3	0	1	3	0	0	0	0	5	36	2	45.5	32:47		
vs. HOU (9/19)	17	5	10	2	8-14	0-0	302	58	82	28	2.9	220	1-7	227	29	18	2	1	2	0	1	2	1	2	1	5	74	4	52	24:55	
vs. CHI (9/26)	6	2	2	1	1-11	0-1	47	42	46	13	3.5	1	9-67	68	20	6	0	0	0	2	2	1	0	1	5	44	7	56	20:46		
at MIN (10/3)	16	4	10	2	5-16	1-3	255	63	65	23	4.0	190	2-15	203	38	20	1	1	0	1	0	0	0	0	7	42	6	48.5	24:28		
at LAC (10/10)	27	9	14	4	6-13	3-3	493	68	112	23	4.9	381	2-17	398	43	26	4	0	3	4	0	0	2	1	6	49	3	53	23:32		
vs. ARI (10/17)	124	8	11	5	8-15	1-1	352	69	144	37	3.9	208	2-21	229	30	4	0	0	4	0	4	0	4	0	4	50.5	34:39				
vs. DEN (10/21)	15	7	11	1	5-11	2-1	223	49	41	14	2.9	182	2-5	187	33	23	2	1	0	2	0	0	0	0	2	15	4	50.5	23:09		
vs. PIT (10/31)	21	3	13	1	4-13	2-4	370	69	115	32	3.6	255	2-11	266	35	22	1	0	1	1	0	1	1	1	0	8	65	4	44.0	31:45	
at CIN (11/7)	25	6	15	4	3-11	0-2	348	70	85	23	3.7	263	5-25	288	42	29	0	2	2	0	0	1	1	4	1	4	3	40.7	35:22		
at NE (11/14)	30	10	17	3	7-9	0-0	452	62	184	34	5.4	268	2-15	283	26	22	4	0	2	4	0	1	1	0	0	6	45	1	66	34:02	
vs. DET (11/21)	12	6	5	1	3-11	0-0	245	46	168	23	7.3	77	0-0	77	23	15	0	2	1	0	0	1	0	0	7	67	6	46.7	25:03		
at BAL (11/28)	22	12	6	4	7-15	1-1	303	77	148	24	3.4	155	2-10	165	32	20	1	4	0	1	0	3	0	3	0	5	54	3	45.3	37:04	
vs. BAL (12/12)	21	5	15	1	1-12	3-4	389	69	118	23	5.1	271	4-16	271	42	31	0	1	0	1	0	3	2	2	10	125	5	45.6	26:10		
vs. LV (12/20)	20	5	14	1	6-13	1-1	328	65	98	25	3.9	230	2-6	236	38	25	1	0	1	0	1	0	3	3	5	1	7	64	4	44.3	33:24
at GB (12/25)	19	8	10	1	3-10	1-1	311	58	109	24	4.5	202	0-0	202	34	24	3	0	0	3	0	1	1	0	0	3	29	5	47.0	28:19	
at PIT (1/3)	20	8	10	2	5-18	1-2	299	79	190	31	6.1	109	2-14	123	26	24	1	1	1	0	1	4	4	2	0	5	51	5	48.8	34:55	
vs. CIN (1/9)	11	6	4	1	5-14	1-1	182	79	79	18	4.4	103	4-33	136	29	15	1	0	1	1	1	1	1	1	0	4	32	7	44.4	26:21	
TOTAL	327	108	184	35	83-212	16-25	5296	1084	1857	437	4.3	3439	43-273	3712	576	367	29	13	13	29	1	26	27	24	6	98	877	71	48.2	29:12	

2021 GAME SUMMARIES

WEEK 1, GAME 1

BROWNS 29 CHIEFS 33

Sept. 12, 2021

GEHA Field at Arrowhead Stadium, Kansas City, Mo.

TEAM	1	2	3	4	F
Cleveland	8	14	0	7	29
Kansas City	3	7	10	13	33

SCORING SUMMARY

TEAM	Q	TIME	PLAY
Browns	1	7:53	N.Chubb 4 yd. run (K.Hunt run) (13-75, 7:07)
Chiefs	1	1:51	H.Bulker 28 yd. Field Goal (10-71, 6:32)
Browns	2	13:28	L.Lindsay 5 yd. run (C.McLaughlin kick) (8-75, 3:23)
Chiefs	2	6:20	P.Mahomes 5 yd. run (B.Bulker kick) (12-75, 6:58)
Browns	2	8:55	N.Chubb 18 yd. run (C.McLaughlin kick) (8-41, 3:35)
Chiefs	3	7:27	T.Kelce 11 yd. pass from P.Mahomes (B.Bulker kick) (14-75, 7:33)
Chiefs	3	8:32	H.Bulker 43 yd. Field Goal (10-28, 5:24)
Browns	4	10:24	K.Hunt 2 yd. run (C.McLaughlin kick) (9-75, 5:08)
Chiefs	4	10:10	L.Hill 15 yd. pass from P.Mahomes (B.Bulker kick) (11-75, 0:34)
Chiefs	4	7:04	T.Kelce 8 yd. pass from P.Mahomes (pass failed) (13-15, 1:32)

TEAM STATISTICS

	CLE	KC
FIRST DOWNS:	24	21
TIME OF POSSESSION:	38:34	35:47
TOTAL NET YARDS (RUP/P):	457 (153/304)	397 (73/324)
SACKS/YARDS:	2/13	2/17
POINTS/AVERAGE:	15/2.0	24/6.5
PENALTIES/YARDS:	5/30	5/36
FUMBLES/LOST:	2/1	0/0

INDIVIDUAL STATISTICS

PASSING: CLE: B.Mayfield 21-28-321, KC: P.Mahomes 27-38-337 (3 TDs).
RUSHING: CLE: N.Chubb 15-83 (2 TDs), K.Hunt 6-33 (1 TD), A.Schwartz 1-17, L.Lindsay 2-13 (1 TD), B.Mayfield 1-1, G.Gilman 1-0, KC: C.Edwards-Helaire 14-43, P.Mahomes 5-18 (1 TD), L.Hill 1-4, D.Williams 1-4, M.Barton 1-2, B.Bell 1-2.
RECEIVING: CLE: D.Njoku 3-76, L.Lindsay 5-71, A.Schwartz 3-69, K.Hunt 3-28, A.Rooper 3-21, N.Chubb 2-19, H.Bryant 1-17, B.Mayfield 0-11, D.Peoples-Jones 1-4, A.Janovich 0-2, KC: T.Hill 11-197 (1 TD), T.Kelce 6-76 (2 TDs), C.Edwards-Helaire 3-28, M.Hardman 3-19, D.Babinson 1-9, B.Pringle 1-8, B.Bell 1-3, M.Barnett 1-2.

WEEK 2, GAME 2

TEXANS 21 BROWNS 31

Sept. 19, 2021

FirstEnergy Stadium, Cleveland, Oh.

TEAM	1	2	3	4	F
Houston	7	7	0	7	21
Cleveland	7	7	10	7	31

SCORING SUMMARY

TEAM	Q	TIME	PLAY
Browns	1	5:56	A.Janovich 1 yd. run (C.McLaughlin kick) (14-25, 2:02)
Texans	1	5:18	P.Lindsay 22 yd. pass from Ty.Taylor (J.Slye kick) (8-49, 4:38)
Texans	2	7:06	Ty.Taylor 15 yd. run (J.Slye kick) (8-47, 2:38)
Browns	2	1:14	B.Mayfield 5 yd. run (C.McLaughlin kick) (10-75, 5:52)
Browns	3	1:50	D.Felton 50 yd. pass from B.Mayfield (C.McLaughlin kick) (17-2, 5:52)
Browns	3	4:40	C.McLaughlin 50 yd. Field Goal (4-6, 1:37)
Texans	4	11:32	B.Cook 2 yd. pass from D.Mills (J.Slye kick) (10-75, 8:08)
Browns	4	5:52	N.Chubb 29 yd. run (C.McLaughlin kick) (9-82, 5:40)

TEAM STATISTICS

	CLE	HOU
FIRST DOWNS:	22	17
TIME OF POSSESSION:	35:05	24:55
TOTAL NET YARDS (RUP/P):	355 (156/199)	302 (82/220)
SACKS/YARDS:	1/7	2/14
POINTS/AVERAGE:	24/6.5	4/2.3
PENALTIES/YARDS:	5/32	9/78
FUMBLES/LOST:	3/1	2/1

INDIVIDUAL STATISTICS

PASSING: CLE: B.Mayfield 15-21-311 (3 TDs), 1 INT; HOU: Ty.Taylor 10-11-125 (2 TDs), D.Mills 9-10-102 (2 TD), 1 INT.
RUSHING: CLE: N.Chubb 11-95 (1 TD), A.Hunt 13-51, B.Mayfield 6-10 (1 TD), A.Janovich 2-0 (1 TD), HOU: M.Ingram 14-41, D.Johnson 6-25, Ty.Taylor 1-15 (1 TD), P.Lindsay 5-2, D.Mills 2-1.
RECEIVING: CLE: A.Rooper 5-40, H.Bryant 4-49, D.Felton 2-51, R.Higgins 2-27, D.Njoku 2-15, D.Peoples-Jones 1-14, L.Lindsay 1-9, N.Chubb 1-9, K.Hunt 1-2, A.Schwartz 0-6, HOU: B.Cook 3-78 (1 TD), D.Johnson 2-22, A.Roberts 1-35, N.Collins 1-32, P.Lindsay 1-22 (1 TD), A.Kimble 1-17, C.Congly 1-13, D.Semmel 1-8, M.Targem 1-1, P.Brown 0-0.

WEEK 3, GAME 3

BEARS 6 BROWNS 26

Sept. 26, 2021

FirstEnergy Stadium, Cleveland, Oh.

TEAM	1	2	3	4	F
Chicago	8	14	0	7	29
Cleveland	8	14	0	7	29

SCORING SUMMARY

TEAM	Q	TIME	PLAY
Bears	1	8:40	C.Santos 47 yd. Field Goal (5-24, 2:46)
Browns	2	12:31	C.McLaughlin 57 yd. Field Goal (9-38, 4:32)
Browns	2	0:19	A.Rooper 15 yd. pass from B.Mayfield (C.McLaughlin kick) (12-89, 2:35)
Browns	3	9:32	C.McLaughlin 41 yd. Field Goal (7-21, 4:26)
Bears	3	1:42	C.Santos 25 yd. Field Goal (9-35, 4:59)
Browns	4	14:46	K.Hunt 29 yd. run (C.McLaughlin kick) (8-75, 1:57)
Browns	4	10:40	C.McLaughlin 52 yd. Field Goal (10-37, 3:00)
Browns	4	3:43	C.McLaughlin 28 yd. Field Goal (10-41, 5:35)

TEAM STATISTICS

	CLE	CHI
FIRST DOWNS:	26	6
TIME OF POSSESSION:	39:34	20:26
TOTAL NET YARDS (RUP/P):	418 (212/206)	47 (46/1)
SACKS/YARDS:	5/37	5/37
PUNTS/YARDS:	24/110	7/58.7
PENALTIES/YARDS:	0/0	4/44
FUMBLES/LOST:	8/0	1/0

INDIVIDUAL STATISTICS

PASSING: CLE: B.Mayfield 19-31-246 (1 TD), CHI: J.Fields 6-6-68
RUSHING: CLE: N.Chubb 22-94, K.Hunt 10-61 (1 TD), B.Mayfield 1-1, O.Beckham 1-10, D.Johnson 2-4, C.Kennan 3-0, CHI: D.Montgomery 10-34, J.Fields 3-12.
RECEIVING: CLE: K.Hunt 6-74, O.Beckham 5-77, D.Peoples-Jones 2-39, R.Higgins 2-24, A.Rooper 2-19 (1 TD), D.Felton 2-13, H.Bryant 0-0, A.Schwartz 0-0, CHI: A.Roberts 2-17, D.Montgomery 2-21, C.Kmet 1-11, D.Mooney 1-9, M.Goodwin 0-0, I.Graham 0-0.

WEEK 4, GAME 4

BROWNS 14 VIKINGS 7

Oct. 3, 2021

U.S. Bank Stadium, Minneapolis, Mn.

TEAM	1	2	3	4	F
Cleveland	0	11	0	3	14
Minnesota	7	0	0	0	7

SCORING SUMMARY

TEAM	Q	TIME	PLAY
Vikings	1	1:28	J.Lefferson 12 yd. pass from K.Cousins (G. Inoseg kick) (14-75, 7:34)
Browns	2	1:16	K.Hunt 1 yd. run (B.Mayfield-A.Janovich pass) (10-69, 8:59)
Browns	2	0:02	C.McLaughlin 48 yd. Field Goal (9-34, 0:43)
Browns	4	6:16	C.McLaughlin 53 yd. Field Goal (7-36, 3:28)

TEAM STATISTICS

	CLE	MIN
FIRST DOWNS:	20	14
TIME OF POSSESSION:	35:32	24:28
TOTAL NET YARDS (RUP/P):	387 (184/203)	255 (85/170)
SACKS/YARDS:	2/13	3/12
PUNTS/YARDS:	7/39.9	6/49.5
PENALTIES/YARDS:	7/73	7/42
FUMBLES/LOST:	0/0	0/0

INDIVIDUAL STATISTICS

PASSING: CLE: B.Mayfield 15-23-155; MIN: K.Cousins 20-38-203
RUSHING: CLE: N.Chubb 21-100, K.Hunt 14-69 (1 TD), B.Mayfield 2-11, O.Beckham 1-4; MIN: D.Cook 9-34, A.Mattison 10-20, K.Dobson 1-0, C.Hen 1-1, K.Cousins 2-0.
RECEIVING: CLE: R.Higgins 4-63, O.Beckham 2-27, K.Hunt 2-17, D.Njoku 2-17, D.Felton 2-12, A.Rooper 1-11, N.Chubb 1-5, H.Bryant 1-3, A.Schwartz 0-0; MIN: J.Lefferson 8-84 (1 TD), T.Cookin 4-18, A.Thielen 3-46, K.Dobson 3-26, D.Cook 3-10, D.Wentrock 1-15, A.Abdullah 1-2.

2021 GAME SUMMARIES

WEEK 5, GAME 5

BROWNS 42 CHARGERS 46

Oct. 10, 2021
SoFi Stadium, Inglewood, Ca.

TEAM	1	2	3	4	F
Cleveland	3	17	7	15	42
Los Angeles	7	6	8	20	47

SCORING SUMMARY

TEAM	Q	TIME	PLAY
Browns	1	7:38	C.McLaughlin 35 yd. Field Goal (D-75, 6:32)
Chargers	1	2:44	D.Parham 22 yd. pass from J.Herbert (T.Vaccaro kick) (D-95, 4:55)
Browns	2	12:48	R.Higgins 1 yd. pass from B.Mayfield (C.McLaughlin kick) (B-72, 4:58)
Chargers	2	11:43	M.Williams 72 yd. pass from Herbert (kick failed, wd) (B-42, 1:03)
Browns	2	0:54	K.Hunt 3 yd. run (C.McLaughlin kick) (D-53, 6:00)
Browns	2	1:00	C.McLaughlin 51 yd. Field Goal (H-4, 0:38)
Browns	3	12:18	N.Chubb 32 yd. run (C.McLaughlin kick) (B-75, 2:42)
Chargers	3	6:25	J.Herbert 9 yd. run (J.Herbert 3-Parham pass) (D-94, 5:53)
Chargers	4	11:22	M.Williams 42 yd. pass from J.Herbert (T.Vaccaro kick) (H-61, 1:29)
Browns	4	10:40	D.Njoku 7 yd. pass from B.Mayfield (B.Mayfield-A.Rogers pass) (B-70, 0:42)
Chargers	4	7:24	A.Skaler 4 yd. run (T.Vaccaro kick) (L-75, 3:18)
Browns	4	6:45	K.Hunt 8 yd. run (C.McLaughlin kick) (B-75, 2:38)
Chargers	4	3:15	A.Skaler 19 yd. pass from J.Herbert (kick failed, wd) (B-75, 1:30)
Chargers	4	1:31	A.Skaler 3 yd. run (run failed) (B-48, 0:31)

TEAM STATISTICS

	CLE	LAC
FIRST DOWNS:	25	27
TIME OF POSSESSION:	36:28	23:32
TOTAL NET YARDS (RUPA):	531 (230/301)	483 (122/361)
SACKS/YARDS:	2/17	1/8
POINTS/AVERAGE:	34/47	39/53.0
PENALTIES/YARDS:	7/77	6/49
FUMBLES/LOST:	1/0	2/0

INDIVIDUAL STATISTICS

PASSING: CLE: B.Mayfield 23-35-305 (2 TD), LAC: J.Herbert 26-43-388 (4 TD)
RUSHING: CLE: N.Chubb 21-101 (1 TD), K.Hunt 12-61 (2 TD), B.Mayfield 4-28, A.Skaler 17-69 (2 TD), J.Herbert 4-29 (1 TD), J.Kelley 1-17
RECEIVING: CLE: D.Njoku 7-49 (1 TD), D.Peoples-Jones 5-70, K.Hunt 5-28, R.Higgins 3-28, D.Beckham 2-20, N.Chubb 1-8, A.Schwartz 1-0
LAC: M.Williams 8-185 (2 TD), K.Allen 6-75, A.Skaler 5-53 (1 TD), J.Goyton 2-25, D.Parham 2-29 (1 TD), J.Palmer 2-12, J.Cook 1-28

WEEK 6, GAME 6

CARDINALS 37 BROWNS 14

Oct. 17, 2021
FirstEnergy Stadium, Cleveland, Oh.

TEAM	1	2	3	4	F
Arizona	7	16	7	7	37
Cleveland	0	14	0	0	14

SCORING SUMMARY

TEAM	Q	TIME	PLAY
Cardinals	1	8:40	C.Kirk 21 yd. pass from K.Murray (M.Prater kick) (B-79, 5:00)
Cardinals	2	14:58	D.Higgins 13 yd. pass from K.Murray (M.Prater kick) (D-70, 4:43)
Cardinals	2	13:08	M.Prater 28 yd. Field Goal (H-0, 0:51)
Cardinals	2	8:29	M.Prater 5 yd. Field Goal (H-51, 0:17)
Browns	2	5:11	D.Peoples-Jones 11 yd. pass from B.Mayfield (C.McLaughlin kick) (B-75, 4:18)
Cardinals	2	6:42	M.Prater 33 yd. Field Goal (D-56, 4:23)
Browns	2	0:03	D.Peoples-Jones 51 yd. pass from B.Mayfield (C.McLaughlin kick) (B-75, 0:43)
Cardinals	3	3:01	D.Higgins 9 yd. pass from K.Murray (M.Prater kick) (B-54, 3:30)
Cardinals	4	4:51	A.Green 14 yd. pass from K.Murray (D-52, 1:08)
Browns	4	1:21	R.Saunders 1 yd. pass from B.Mayfield (J.Sebert kick) (B-91, 3:57)

TEAM STATISTICS

	CLE	ARI
FIRST DOWNS:	18	24
TIME OF POSSESSION:	25:21	34:36
TOTAL NET YARDS (RUPA):	280 (129/271)	352 (144/208)
SACKS/YARDS:	2/1	5/22
POINTS/AVERAGE:	2/5.0	2/5.0
PENALTIES/YARDS:	9/88	5/42
FUMBLES/LOST:	2/2	4/6

INDIVIDUAL STATISTICS

PASSING: CLE: B.Mayfield 19-28-226 (2 TD), 1 INT, ARI: K.Murray 20-30-229 (4 TD)
RUSHING: CLE: K.Hunt 14-68, B.Mayfield 3-8, D.Johnson 1-2, A.Schwartz 1-3, ARI: C.Demary 18-71, C.Edmonds 4-46, J.Ward 4-14, R.Moore 3-30, K.Murray 1-4, C.Kirk 1-3
RECEIVING: CLE: D.Peoples-Jones 4-101 (2 TD), K.Hunt 1-32, D.Felton 2-14, A.Schwartz 2-11, D.Johnson 1-7, D.Njoku 1-6, J.Stanton 1-6, A.Rogers 1-4, A.Green 1-9 (1 TD), C.Kirk 1-5 (1 TD), D.Higgins 1-25 (2 TD), R.Moore 1-8, C.Edmonds 1-3, J.Cramer 1-6

WEEK 7, GAME 7

BRONCOS 14 BROWNS 17

Oct. 21, 2021
FirstEnergy Stadium, Cleveland, Oh.

TEAM	1	2	3	4	F
Denver	0	0	7	7	14
Cleveland	10	0	7	0	17

SCORING SUMMARY

TEAM	Q	TIME	PLAY
Broncos	1	12:29	D.Johnson 4 yd. run (C.McLaughlin kick) (B-75, 2:40)
Browns	1	3:14	C.McLaughlin 52 yd. Field Goal (B-15, 2:30) (D-42, 1:04)
Broncos	3	7:53	M.Sutton 8 yd. pass from T.Bridgewater (B.McManus kick) (D-79, 1:12)
Broncos	3	0:31	J.Stanton 1 yd. pass from C.Kennon (D-75, 7:21)
Browns	4	5:23	J.Williams 10 yd. pass from T.Bridgewater (B.McManus kick) (D-70, 6:08)

TEAM STATISTICS

	CLE	DEN
FIRST DOWNS:	23	15
TIME OF POSSESSION:	36:51	23:09
TOTAL NET YARDS (RUPA):	376 (182/194)	222 (141/82)
SACKS/YARDS:	2/5	1/5
POINTS/AVERAGE:	2/5.0	4/8.5
PENALTIES/YARDS:	9/60	2/15
FUMBLES/LOST:	0/0	0/0

INDIVIDUAL STATISTICS

PASSING: CLE: C.Kennon 11-23-181 (1 TD), DEN: T.Bridgewater 22-32-187 (2 TD), INT
RUSHING: CLE: D.Johnson 2-146 (1 TD), B.Felton 2-12, J.Kelly 2-12, C.Kennon 4-11, J.Stanton 2-5, A.Schwartz 1-0, DEN: J.Williams 4-20, M.Gordon 8-18, J.Landry 2-3
RECEIVING: CLE: J.Landry 5-37, D.Felton 3-21, A.Rogers 2-42, D.Beckham, Jr. 2-23, A.Schwartz 2-22, D.Johnson 2-22, D.Njoku 2-18, H.Bryant 1-15, J.Stanton 1-11, R.Higgins 1-0, DEN: J.Williams 6-32 (1 TD), C.Sutton 5-88, K.Fant 5-38, J.Patrick 2-18, K.Hunt 2-15, M.Gordon 2-14 (1 TD), C.Sebert 1-3

WEEK 8, GAME 8

STEELERS 15 BROWNS 10

Oct. 31, 2021
FirstEnergy Stadium, Cleveland, Oh.

TEAM	1	2	3	4	F
Pittsburgh	0	3	6	6	15
Cleveland	3	0	7	0	10

SCORING SUMMARY

TEAM	Q	TIME	PLAY
Browns	1	8:09	C.McLaughlin 30 yd. Field Goal (D-43, 6:51)
Steelers	2	9:18	C.Boswell 31 yd. Field Goal (D-47, 5:38)
Browns	3	9:36	D.Johnson 10 yd. run (C.McLaughlin kick) (B-86, 4:18)
Steelers	3	3:39	N.Harris 8 yd. run (2 pt. conversion failed) (D-78, 5:37)
Steelers	4	11:04	P.Friemuth 2 yd. pass from B.Baethlisberger (2 pt. conversion failed) (D-93, 5:38)

TEAM STATISTICS

	CLE	PIT
FIRST DOWNS:	19	21
TIME OF POSSESSION:	29:15	33:45
TOTAL NET YARDS (RUPA):	306 (182/124)	370 (115/255)
SACKS/YARDS:	2/11	4/15
POINTS/AVERAGE:	4/49.0	4/44.0
PENALTIES/YARDS:	5/20	8/65
FUMBLES/LOST:	1/1	1/0

INDIVIDUAL STATISTICS

PASSING: CLE: B.Mayfield 20-31-225, PIT: B.Baethlisberger 22-34-266 (1 TD)
RUSHING: CLE: N.Chubb 1-6, D.Johnson 4-22 (1 TD), J.Landry 1-6, B.Mayfield 1-5, D.Felton 1-3, PTE: N.Harris 26-61 (1 TD), C.Chayton 2-16, B.McCord 1-0, M.Farland 1-1, B.Baethlisberger 1-0, K.Burglar 1-0
RECEIVING: CLE: J.Landry 5-45, A.Rogers 4-28, D.Njoku 3-35, H.Bryant 2-27, D.Felton 1-14, N.Chubb 1-4, D.Johnson 1-2, D.Beckham 1-6 PTE: D.Johnson 6-88, C.Chayton 4-45, P.Friemuth 4-44 (1 TD), Z.Enyiah 3-28, N.Harris 3-28, B.Snell 1-7, J.Washington 1-4

2020 GAME SUMMARIES

WEEK 9, GAME 9

BROWNS 41 BENGALS 16

Nov. 7, 2021

Paul Brown Stadium, Cincinnati, Oh.

TEAM	1	2	3	4	F
Cleveland	7	17	10	7	41
Cincinnati	7	3	0	6	16

SCORING SUMMARY

TEAM	Q	TIME	PLAY
Browns	1	8:43	D.Ward 59 interception return (C.McLaughlin kick)
Bengals	1	4:10	J.Mixon 11 yd. run (E.McPherson kick) (9:75, 4:33)
Browns	2	14:45	N.Chubb 1 yd. run (C.McLaughlin kick) (9:75, 4:25)
Browns	2	10:10	D.Peoples-Jones 60 yd. pass from B.Mayfield (C.McLaughlin kick) (8:00, 8:08)
Browns	2	4:10	C.McLaughlin 29 yd. Field Goal (8:28, 3:21)
Bengals	2	8:02	E.McPherson 27 yd. Field Goal (10:48, 4:08)
Browns	3	8:00	N.Chubb 70 yd. run (C.McLaughlin kick) (2:70, 0:14)
Browns	3	5:14	C.McLaughlin 24 yd. Field Goal (4:2, 1:20)
Bengals	4	13:53	J.Mixon 2 yd. run from failed (7:40, 2:18)
Browns	4	4:27	D.Njoku 18 yd. pass from B.Mayfield (C.McLaughlin kick) (8:30, 2:32)

TEAM STATISTICS

	CLE	CIN
FIRST DOWNS:	14	25
TIME OF POSSESSION:	29:28	35:22
TOTAL NET YARDS (RUSH/PAS):	380 (152/228)	340 (82/258)
SACKS/YARDS:	5/25	2/10
POINTS/AVERAGE:	3/9.3	3/40.7
PENALTIES/YARDS:	10/94	4/21
FUMBLE/LOSS:	2/0	4/1

INDIVIDUAL STATISTICS

PASSING: CLE: B.Mayfield 14-23 (2 TD), C.Mixon 13-19 (2 INT), B.Allen 1-2-6.
RUSHING: CLE: N.Chubb 14-137 (2 TD), D.Johnson 8-16, J.Landry 4-11, C.Mixon 13-64 (2 TD), S.Pertine 5-20, J.Burrow 2-1, J.Chase 2-0, B.Allen 1-6.
RECEIVING: CLE: J.Landry 3-11, D.Peoples-Jones 2-66 (TD), N.Chubb 2-26, H.Bryant 2-26, A.Hopser 2-14, D.Felton 1-22, D.Njoku 1-18 (TD), A.Schwartz 1-15, C.M. Higgins 6-78, J.Chase 6-49, J.Mixon 5-46, C.Ozuma 4-24, D.Sample 3-36, S.Pertine 2-17, M.Thomas 1-16, J.Bryant 1-11, C.Cveto 1-11.

WEEK 10, GAME 10

BROWNS 7 PATRIOTS 45

Nov. 14, 2021

Gillette Stadium, Foxborough, Mass.

TEAM	1	2	3	4	F
Cleveland	7	0	0	0	7
New England	7	17	7	14	45

SCORING SUMMARY

TEAM	Q	TIME	PLAY
Browns	1	10:05	A.Hopser 2 yd. pass from B.Mayfield (C.McLaughlin kick) (11:04, 4:50)
Patriots	1	0:26	H.Bryant 3 yd. pass from M.Jones (N.Folk kick) (15:43, 9:35)
Patriots	2	14:43	S.Stevenson 5 yd. run (N.Folk kick) (1:5, 0:05)
Patriots	2	5:40	K.Bourne 23 yd. pass from M.Jones (N.Folk kick) (11:59, 6:11)
Patriots	2	0:17	N.Folk 38 yd. Field Goal (11:42, 3:31)
Patriots	3	5:04	S.Stevenson 2 yd. run (N.Folk kick) (8:22, 5:00)
Patriots	4	13:33	H.Bryant 3 yd. pass from M.Jones (N.Folk kick) (8:42, 2:58)
Patriots	4	4:13	J.Meyers 11 yd. pass from B.Hoyer (N.Folk kick) (6:45, 4:02)

TEAM STATISTICS

	CLE	NE
FIRST DOWNS:	11	38
TIME OF POSSESSION:	25:58	34:02
TOTAL NET YARDS (RUSH/PAS):	217 (89/128)	452 (184/268)
SACKS/YARDS:	2/15	5/38
POINTS/AVERAGE:	4/47.3	146.0/9
PENALTIES/YARDS:	6/42	6/46
FUMBLE/LOSS:	2/0	0/0

INDIVIDUAL STATISTICS

PASSING: CLE: B.Mayfield 11-21 (3 TD), C.Mixon 9-12-8; NE: M.Jones 19-23 (8 TD), B.Hoyer 3-9 (5 TD).
RUSHING: CLE: D.Johnson 19-84, J.Schmitt 1-4; NE: S.Stevenson 29-100 (7 TD), K.Bourne 2-43, B.Balden 3-22, J.Baylor 3-12, B.Hoyer 2-12.
RECEIVING: CLE: D.Johnson 7-58, J.Landry 4-28, A.Hopser 4-25 (TD), H.Bryant 2-18, D.Peoples-Jones 1-16, D.Njoku 1-11, NE: K.Bourne 4-38 (TD), J.Meyers 4-45 (TD), H.Henry 4-37 (2 TD), S.Stevenson 4-4, B.Balden 3-38, A.Gholston 2-21, N.Harry 1-26.

WEEK 11, GAME 11

LIONS 10 BROWNS 13

Nov. 21, 2021

FirstEnergy Stadium, Cleveland, Oh.

TEAM	1	2	3	4	F
Detroit	0	0	7	3	10
Cleveland	0	13	0	0	13

SCORING SUMMARY

TEAM	Q	TIME	PLAY
Browns	2	14:52	J.Landry 18 yd. run (C.McLaughlin kick) (9:04, 4:54)
Browns	2	11:10	N.Chubb's 5 yd. pass from B.Mayfield (kick blocked) (11:78, 8:54)
Lions	3	1:55	D.Swift 57 yd. run (A.Rouse kick) (4:78, 2:23)
Lions	4	9:07	A.Rouse 43 yd. Field Goal (4:0, 1:54)

TEAM STATISTICS

	DET	CLE
FIRST DOWNS:	12	22
TIME OF POSSESSION:	25:03	34:57
TOTAL NET YARDS (RUSH/PAS):	245 (108/137)	348 (184/165)
SACKS/YARDS:	1/11	0/0
POINTS/AVERAGE:	6/46.7	5/37.8
PENALTIES/YARDS:	7/67	10/82
FUMBLE/LOSS:	0/0	1/0

INDIVIDUAL STATISTICS

PASSING: CLE: B.Mayfield 15-28 (16 TD), INT: DET: T.Bryce 15-29-77.
RUSHING: CLE: N.Chubb 3-20, D.Johnson 5-28, J.Landry 1-18 (TD), B.Mayfield 4-4, D.Felton 3-0, D.Njoku 1-1, DET: D.Swift 14-138 (TD), J.Caldwell 2-1, Williams 1-1.
RECEIVING: CLE: A.Hopser 4-53, J.Landry 4-26, J.Bryant 2-46, D.Njoku 2-20, N.Chubb 2-14 (TD), R.Higgins 1-17, DET: T.Hackenson 6-51, A.S.K. Brown 4-18, D.Swift 3-8, B.Wright 1-12, G.Loweback 1-14.

WEEK 12, GAME 12

BROWNS 10 RAVENS 16

Nov. 28, 2021

MGT Bank Stadium, Baltimore, Md.

TEAM	1	2	3	4	F
Cleveland	0	3	7	0	10
Baltimore	3	3	7	3	16

SCORING SUMMARY

TEAM	Q	TIME	PLAY
Ravens	1	0:24	J.Lucker 52 yd. Field Goal (9:41, 3:38)
Ravens	2	3:53	J.Lucker 25 yd. Field Goal (11:58, 6:41)
Browns	2	1:02	C.McLaughlin 48 yd. Field Goal (7:25, 3:23)
Ravens	3	9:48	M.Andrews 13 yd. pass from J.Lackson (J.Lucker kick) (10:75, 5:12)
Browns	3	8:39	D.Njoku 20 yd. pass from B.Mayfield (C.McLaughlin kick) (8:41, 2:30)
Ravens	4	1:10	J.Lucker 49 yd. Field Goal (11:45, 5:18)

TEAM STATISTICS

	CLE	BAL
FIRST DOWNS:	14	22
TIME OF POSSESSION:	22:56	37:04
TOTAL NET YARDS (RUSH/PAS):	202 (40/162)	302 (148/155)
SACKS/YARDS:	0/0	3/25
POINTS/AVERAGE:	6/42.5	3/46.5
PENALTIES/YARDS:	5/45	5/54
FUMBLE/LOSS:	2/2	0/0

INDIVIDUAL STATISTICS

PASSING: CLE: B.Mayfield 19-31 (10 TD), BAL: J.Lackson 20-32 (15 TD), INT:
RUSHING: CLE: K.Hunt 7-21, N.Chubb 6-16, B.Mayfield 2-4, BAL: J.Lackson 17-68, D.Freeman 16-52, L.Murray 6-14, D.Dowery 1-13, T.Williams 1-1.
RECEIVING: CLE: J.Landry 6-11, H.Bryant 3-50, D.Njoku 3-25 (TD), N.Chubb 2-23, J.Bryant 2-18, D.Peoples-Jones 1-0, BAL: M.Brown 5-51, M.Andrews 4-65 (TD), R.Bateman 4-21, D.Freeman 1-4, S.Watkins 1-8, D.Dowery 1-2, P.Hearce 1-1.

WEEK 14, GAME 13

RAVENS 22 BROWNS 24

Dec. 12, 2021

FirstEnergy Stadium, Cleveland, Oh.

TEAM	1	2	3	4	F
Baltimore	0	3	6	13	22
Cleveland	10	14	0	0	24

SCORING SUMMARY

TEAM	Q	TIME	PLAY
Browns	1	7:30	C.McLaughlin 43 yd. Field Goal (7:00, 3:50)
Browns	1	0:38	J.Landry 9 yd. pass from B.Mayfield (C.McLaughlin kick) (8:06, 4:58)
Browns	2	8:15	A.Hopser 1 yd. pass from B.Mayfield (C.McLaughlin kick) (10:17, 6:05)
Browns	2	3:30	J.Lucker 50 yd. Field Goal (4:1, 1:54)
Browns	2	0:49	M.Sarrett 15 yd. fumble return (C.McLaughlin kick)
Ravens	2	0:02	J.Lucker 42 yd. Field Goal (7:53, 0:47)
Ravens	3	2:05	J.Lucker 55 yd. Field Goal (9:46, 4:40)
Ravens	4	8:56	L.Murray 1 yd. run (pass failed) (7:08, 2:34)
Ravens	4	1:17	M.Andrews 8 yd. pass from T.Huntley (J.Lucker kick) (14:30, 4:09)

TEAM STATISTICS

	CLE	BAL
FIRST DOWNS:	14	22
TIME OF POSSESSION:	22:56	37:04
TOTAL NET YARDS (RUSH/PAS):	282 (140/142)	312 (148/165)
SACKS/YARDS:	0/0	3/25
POINTS/AVERAGE:	6/42.5	3/46.5
PENALTIES/YARDS:	5/45	5/54
FUMBLE/LOSS:	2/2	0/0

INDIVIDUAL STATISTICS

PASSING: CLE: B.Mayfield 22-32 (19 TD), INT: BAL: J.Lackson 4-17, T.Huntley 7-38 (7 TD)
RUSHING: CLE: N.Chubb 17-59, D.Johnson 4-22, B.Mayfield 6-14, K.Hunt 2-5, BAL: D.Freeman 13-64, T.Huntley 6-45, J.Lackson 2-5.
RECEIVING: CLE: D.Peoples-Jones 5-80, J.Landry 4-15 (TD), A.Hopser 5-20 (TD), N.Chubb 3-4, K.Hunt 3-6, D.Johnson 1-4, M.Andrews 13-84, M.Andrews 11-115 (TD), R.Bateman 7-103, M.Brown 4-1, D.Freeman 5-8, D.Dowery 2-1, D.Lowe 1-8, S.Watkins 6-9 (TD)

2020 GAME SUMMARIES

WEEK 15, GAME 14

RAIDERS 16 BROWNS 14

Dec. 20, 2021

FirstEnergy Stadium, Cleveland, Oh.

TEAM	1	2	3	4	F
Las Vegas	7	3	0	6	16
Cleveland	0	0	7	4	14

SCORING SUMMARY

TEAM	Q	TIME	PLAY
Raiders	1	3:41	B.Edwards 5 yd. pass from O. Carr (D. Carlson kick) (11-59, 7:12)
Raiders	2	6:56	D.Carlson 24 yd. Field Goal (13-56, 5:18)
Browns	3	4:52	N.Chubb 1 yd. run (C. McLaughlin kick) (8-47, 2:40)
Raiders	4	14:48	D.Carlson 40 yd. Field Goal (10-52, 4:47)
Browns	4	3:45	H.Bryant 6 yd. pass from M.Mullens (C. McLaughlin kick) (14-80, 8:22)
Raiders	4	0:00	D.Carlson 48 yd. Field Goal (8-41, 1:50)

TEAM STATISTICS

	LV	CLE
FIRST DOWNS:	20	13
TIME OF POSSESSION:	33:24	26:38
TOTAL NET YARDS: (RUP/P):	328 (289/230)	238 (289/147)
SACKS/YARDS:	0/0	2/9
PUNTS/AVERAGE:	4/44.3	7/44.3
PENALTIES/YARDS:	7/64	3/61
FUMBLE/LOST:	5/1	0/0

INDIVIDUAL STATISTICS

PASSING: CLE: M.Mullens 20-29-218 (TD, INT), W. O.Carr 25-39-226 (TD, INT).
RUSHING: CLE: N.Chubb 22-91, D.Johnson 1-20, W. Jacobs 15-52, P.Barber 5-24, O.Carr 3-7, M.Marietta 1-3, D.Lovett 1-2.
RECEIVING: CLE: D.Peoples-Jones 4-48, D.Johnson 4-17, D.Njoku 3-29, R.Higgins 3-24, D.Felton 3-16, H.Bryant 2-11, D.Chalton 2-10, K.Murray 2-6, J.Jones 1-7, J.Jacobs 1-42, H.Henflow 3-32, B.Edwards 3-8 (TD), P.Barber 1-12, D.Jackson 1-11, D.Helm 1-11.

WEEK 16, GAME 15

BROWNS 22 PACKERS 24

Dec. 25, 2021

Lambeau Field, Green Bay, Wis.

TEAM	1	2	3	4	F
Cleveland	6	6	3	7	22
Green Bay	7	14	3	0	24

SCORING SUMMARY

TEAM	Q	TIME	PLAY
Browns	1	12:21	N.Chubb 11 yd. run (kick failed, wt) (5-75, 2:39)
Packers	1	5:13	A.Lazard 1 yd. pass from A.Rodgers (M.Crosby kick) (5-53, 3:24)
Packers	2	10:47	D.Adams 9 yd. pass from A.Rodgers (M.Crosby kick) (10-78, 4:48)
Browns	2	7:53	H.Bryant 1 yd. pass from B.Mayfield (pass failed) (8-70, 3:44)
Packers	2	0:12	D.Adams 1 yd. pass from A.Rodgers (M.Crosby kick) (9-42, 1:38)
Packers	3	9:12	M.Crosby 52 yd. Field Goal (11-76, 5:48)
Browns	3	1:07	C.Naggar 37 yd. Field Goal (14-68, 8:15)
Browns	4	4:31	A.Schwartz 5 yd. pass from B.Mayfield (C.Naggar kick) (8-76, 2:10)

TEAM STATISTICS

	CLE	GB
FIRST DOWNS:	28	19
TIME OF POSSESSION:	31:41	28:19
TOTAL NET YARDS: (RUP/P):	408 (213/195)	311 (198/203)
SACKS/YARDS:	0/0	5/23
PUNTS/AVERAGE:	13/10	5/41.0
PENALTIES/YARDS:	6/58	3/29
FUMBLE/LOST:	0/0	0/0

INDIVIDUAL STATISTICS

PASSING: CLE: B.Mayfield 23-28-222 (2 TD, 4 INT), GB: A.Rodgers 24-34-202 (3 TD).
RUSHING: CLE: N.Chubb 11-29 (TD), D.Johnson 4-58, A.Schwartz 2-24, B.Mayfield 2-11, GB: A.Jones 12-68, A.Dillon 4-41, A.Lazard 1-13, A.Rodgers 1-11, E.S. Brown 1-10.
RECEIVING: CLE: R.Higgins 5-58, J.Landy 4-55, N.Chubb 3-58, A.Hopser 3-26, A.Janovich 2-6, D.Johnson 1-8, D.Peoples-Jones 1-5, A.Schwartz 1-5 (TD), H.Bryant 1-1 (TD), D.Njoku 0-0, GB: D.Adams 19-14 (2 TD), A.Jones 5-21, A.Dillon 3-15, A.Lazard 2-45 (TD), J.Degraw 2-5, M.Lewis 2-2, J.Winter 0-0.

WEEK 16, GAME 16

BROWNS 14 STEELERS 26

Jan. 3, 2022

Heinz Field, Pittsburgh, Pa.

TEAM	1	2	3	4	F
Cleveland	0	0	7	7	14
Pittsburgh	0	10	3	13	26

SCORING SUMMARY

TEAM	Q	TIME	PLAY
Steelers	2	10:39	D.Johnson 5 yd. pass from B.Roethlisberger (C.Boswell kick) (10-66, 4:14)
Steelers	2	3:02	C.Boswell 22 yd. Field Goal (11-39, 4:11)
Steelers	3	8:20	C.Boswell 30 yd. Field Goal (11-62, 4:16)
Browns	3	6:56	D.Njoku 3 yd. pass from B.Mayfield (C.McLaughlin kick) (4-48, 2:02)
Steelers	4	9:45	C.Boswell 50 yd. Field Goal (8-25, 3:30)
Steelers	4	5:49	C.Boswell 48 yd. Field Goal (4-1, 1:35)
Browns	4	1:10	H.Bryant 1 yd. pass from B.Mayfield (C.McLaughlin kick) (17-76, 4:28)
Steelers	4	0:51	N.Harris 37 yd. run (C.Boswell kick) (3-45, 0:38)

TEAM STATISTICS

	CLE	PIT
FIRST DOWNS:	15	20
TIME OF POSSESSION:	25:05	34:55
TOTAL NET YARDS: (RUP/P):	222 (93/129)	293 (190/103)
SACKS/YARDS:	2/4	8/6
PUNTS/AVERAGE:	8/42.8	5/48.8
PENALTIES/YARDS:	10/77	5/51
FUMBLE/LOST:	0/0	2/0

INDIVIDUAL STATISTICS

PASSING: CLE: B.Mayfield 19-28-195 (2 TD, 2 INT), PIT: B.Roethlisberger 24-48-123 (TD, INT).
RUSHING: CLE: N.Chubb 12-58, B.Mayfield 2-10, D.Johnson 3-13, L.Landy 1-6, PIT: N.Harris 29-188 (TD), B.Snell Jr. 1-2, D.Watt 1-1, B.Roethlisberger 1-11.
RECEIVING: CLE: D.Peoples-Jones 3-76, L.Landy 4-43, D.Njoku 4-20 (TD), A.Hopser 2-9, R.Higgins 1-8, H.Bryant 1-1, D.Johnson 1-1, PIT: R.McCloud 4-26, D.Johnson 8-21 (TD), P.Frazier/M 5-22, N.Harris 3-8, C.Clayton 3-17, J.Gentry 1-0.

WEEK 18, GAME 17

BENGALS 16 BROWNS 21

Jan. 9, 2022

FirstEnergy Stadium, Cleveland, Oh.

TEAM	1	2	3	4	F
Cincinnati	0	7	3	6	16
Cleveland	7	7	0	7	21

SCORING SUMMARY

TEAM	Q	TIME	PLAY
Browns	1	6:56	J.Landy 29 yd. pass from C.Keenum (C.McLaughlin kick) (6-72, 3:18)
Browns	2	11:22	D.Johnson 4 yd. run (C.McLaughlin kick) (8-58, 2:42)
Bengals	2	3:28	Henderson 23 yd. fumble return (E.Fry kick)
Bengals	3	5:01	E.Fry 38 yd. Field Goal (14-52, 6:38)
Browns	4	1:14	D.Felton 10 yd. pass from C.Keenum (10-46, 6:00)
Bengals	4	2:26	C. Evans 4 yd. pass from B. Allen (pass failed) (13-75, 4:48)

TEAM STATISTICS

	CIN	CLE
FIRST DOWNS:	11	24
TIME OF POSSESSION:	26:21	33:39
TOTAL NET YARDS: (RUP/P):	182 (79/103)	378 (205/173)
SACKS/YARDS:	4/23	1/5
PUNTS/AVERAGE:	7/44.4	4/27.5
PENALTIES/YARDS:	4/32	4/46
FUMBLE/LOST:	1/0	2/1

INDIVIDUAL STATISTICS

PASSING: CLE: C.Keenum 17-24-176 (2 TD, INT), CIN: B.Allen 15-29-138 (TD).
RUSHING: CLE: D.Johnson 25-123 (TD), N.Chubb 9-58, C.Keenum 5-15, D.Felton 1-6, A.Schwartz 1-3, CIN: T.Williams 9-38, C.Evans 1-5, C.Morgan 1-2, B.Wan 1-3.
RECEIVING: CLE: J.Landy 6-75 (TD), D.Peoples-Jones 3-38, D.Felton 2-18 (TD), D.Njoku 2-11, A.Schwartz 1-13, D.Johnson 1-10, H.Bryant 1-0, N.Chubb 1-2, CIN: C.Evans 4-24 (TD), M.Wilcox 3-16, T.Taylor 2-41, C.Chase 2-26, T.Travin 1-9, S.Morgan 1-8, T.Williams 1-4.



THE STORY

The Cleveland Browns have one of the richest traditions in professional football, boasting eight league titles, including four NFL championships. In addition, 17 former Browns have been inducted into the Pro Football Hall of Fame in Canton, the seventh-most of any NFL franchise.

The Browns were founded in 1945 as a charter member of the All-America Football Conference (AAFC), under businessman Arthur B. "Mickey" McBride, who would name Paul Brown the team's general manager and head coach. The franchise conducted a team naming contest, and the No. 1 choice was "Browns," highlighting Paul Brown's popularity in the area. In addition to Brown, that first team consisted of future Hall of Famers in center Frank Gatski, quarterback Otto Graham, offensive tackle/kicker Lou Groza, receiver Dante Lavelli, fullback Marion Motley and lineman Bill Willis.

In their first season in the AAFC (1946), the Browns posted a 12-2 record and went on to defeat the New York Yankees in the league's inaugural championship game, 14-9. They were equally successful off the field, averaging more than 57,000 fans to their home games at Municipal Stadium. The Browns would go on to claim the AAFC title in all four years of the league's existence, including a 15-0 record in 1948.

In 1950, the Browns were one of only three AAFC teams to merge with the National Football League, along with the San Francisco 49ers and Baltimore Colts. Despite joining a more established league, Cleveland continued its success as they marched through the 1950 regular season with a 10-2 record before defeating the New York Giants in the playoffs and the Los Angeles Rams in the championship game. In fact, the Browns appeared in the NFL Championship game in each of their first seven years in the league (1950-56), coming away with three titles during that time (1950, 1954-55).

Quarterback Otto Graham guided the Browns to the championship game in all 10 of his professional seasons, helping the team capture seven titles (four AAFC and three NFL). Graham led the AAFC in passing all four years and led the NFL in passing twice (1953 and 1955), while totaling 23,584 passing yards combined in both leagues.

In 1957, the Browns selected Syracuse running back Jim Brown with the sixth overall pick of the NFL Draft. Brown would go on to lead the league in rushing that year with 942 yards in just 12 games as he was named NFL Rookie of the Year. He helped the Browns back to the NFL title game that season, although they dropped a 59-14 decision to the Detroit Lions. The following year, Brown again led the league in rushing, with 1,527 yards and 27 touchdowns. It marked one of seven times over the next eight years in which he rushed for more than 1,100 yards.

After going consecutive seasons without making the playoffs for the first time in franchise history (1961-62), Blanton Collier took over for Paul Brown as head coach in 1963, and guided the team to a regular season record of 10-4 as they returned to the postseason, led by Jim Brown's career-high 1,863 rushing yards. The following year, the Browns put together a record of 10-3-1, capped by a 27-0 victory over Baltimore in the NFL Championship game. The 1964 season marked the first of three NFL title game appearances for the Browns over the next five years.

Following the 1965 season, Brown unexpectedly announced his retirement to pursue an acting career. In his final year, Brown rushed for 1,544 yards, the third straight year and eighth time in his nine NFL seasons that he topped the league's rushing chart.

Following Brown's retirement, Cleveland could not be derailed as the team qualified for the postseason in three of the next four years, including two NFL Championship game appearances (1968-69). Running back Leroy Kelly, an eighth-round draft choice of the team in 1964, rushed for more than 1,000 yards in three of those seasons (1966-68).

On Sept. 21, 1970, the Browns became part of history as they had the distinction of hosting the New York Jets in the first-ever Monday Night Football game, emerging with a 31-21 victory.

Collier wrapped up his coaching career following the 1970 season. He registered a 76-34-2 (.688) regular season record and guided the Browns to four NFL Championship games.

The decade of the 1970s started with the Browns making two trips to the playoffs in the first three years. Then came a stretch in which the Browns missed the postseason seven straight seasons (1973-79). In the final year of that span, however, the Browns, under the guidance of second-year Head Coach Sam Rutigliano, put together a record of 9-7 and affectionately earned the nickname of the "Kardiac Kids." Of the team's nine victories that year, seven came by seven points or less. Two of those wins occurred in overtime, while three others were decided within the final two minutes of regulation.

This excitement continued into the following season of 1980. After starting the year 2-3, the Browns reeled off five straight wins and victories in eight of their next nine. Of those eight triumphs, six came by six points or less. On the final week of the season, Don Cockroft's 22-yard field goal with less than two minutes to play lifted the Browns to a 27-24 victory over the Bengals at Cincinnati's Riverfront Stadium, as Cleveland captured its first AFC Central crown since 1971 and its first playoff berth since 1972.

In 1985, the franchise underwent a makeover as Marty Schottenheimer was named the team's sixth full-time head coach and the club selected University of Miami

quarterback Bernie Kosar – a Youngstown native who grew up in Boardman, Ohio – in the NFL Supplemental Draft. By midseason of his rookie year, Kosar had cracked the starting lineup, leading the Browns to wins in four of his first six starts. Cleveland went on to post an 8-8 record that year, which was good for first place in the AFC Central division. That season, running backs Earnest Byner and Kevin Mack both topped the 1,000-yard rushing mark, a feat that would not be accomplished again by a pair of running backs on the same team in the same season until 2008.

The Browns seemed poised for their first playoff win since 1969 as they held a 21-3 third-quarter lead over the Dolphins at the Orange Bowl before Miami reeled off 21 unanswered points to come away with a 24-21 victory. With Kosar at the helm, the Browns would win three AFC Central division titles over the next four years (1986-87, 1989) and qualify for the playoffs on each occasion. Three of those four appearances resulted in a spot in the AFC Championship game, only to be stopped short of their ultimate destination by the Denver Broncos each time.

In Aug. of 1991, the Browns moved into a new administrative complex in Berea and began holding training camp there in July of the following year.

On Nov. 6, 1995, it was announced that the Browns had signed a deal to relocate to Baltimore for the following season. In Feb. 1996, the NFL announced that the Browns would be “deactivated” for three years and that a new stadium would be built for a new Browns team – either as an expansion team or one that would move from another city – that would begin play in 1999. Cleveland NFL Football (Cleveland Browns Trust) was formed by the NFL with Bill Futterer as President and NFL Commissioner Paul Tagliabue as Trustee. The Trust represented the NFL in the stadium design and construction, managed the sale of suites and club seats, and sold Permanent Seat Licenses and season tickets. In March 1998, at the owners meeting in Orlando, Tagliabue announced that the Browns would be an expansion team rather than a relocated team. On Sept. 8, 1998, the NFL awarded the new Cleveland Browns franchise to a group led by Alfred Lerner, and the NFL formally transferred ownership on Oct. 23, 1998.

The new Cleveland Browns franchise played their first game on Aug. 9, 1999 when they edged the Dallas Cowboys, 20-17 in overtime, in the annual Hall of Fame Game at Fawcett Stadium in Canton to open the preseason. They played their first regular season game on Sept. 12 against their long-time rival, the Pittsburgh Steelers at FirstEnergy Stadium. Their initial regular season victory occurred in dramatic fashion as a 56-yard Hail Mary from quarterback Tim Couch to wide receiver

Kevin Johnson as time expired lifted the Browns to a 21-16 decision over the Saints at the Superdome, in what would be the first of two wins in that first season back for Cleveland.

On Oct. 23, 2002, owner Alfred Lerner passed away and his son, Randy, took over control of the team. Later that year, the Browns won their final two regular season games to finish with a record of 9-7, earning them their first playoff berth since returning to the league just four years earlier.

With the third overall pick in the 2007 NFL Draft, the Browns selected left tackle Joe Thomas. He played every offensive snap for the Browns from his rookie season through Week 7 in 2017, when his streak ended at 10,363, the longest streak in NFL history. He also became the fifth player and the only lineman in NFL history to be selected to the Pro Bowl each of his first 10 seasons.

The team unveiled a Ring of Honor at FirstEnergy Stadium at halftime of the home opener against the Kansas City Chiefs on Sept. 19, 2010. The inaugural class consisted of the franchise’s first 16 Hall of Famers, as the name of each man was permanently displayed on the stadium’s upper deck facade. In 2012, the years of the team’s eight league championships were added to the southeast end of the facade. In 2018, the number 10,363 was enshrined to honor Joe Thomas’ snap streak. In 2019, Clay Matthews was inducted into the Browns Ring of Honor. In 2021, Hall of Fame WR Mac Speedie was inducted.

On Aug. 2, 2012, Dee and Jimmy Haslam agreed to purchase controlling interest of the Cleveland Browns from Randy Lerner. The NFL approved the Haslams as the owners on Oct. 16.

The Browns and FirstEnergy Corp. announced that the team’s venue would be called FirstEnergy Stadium, Home of the Cleveland Browns on Jan. 15, 2013.

On Oct. 29, 2017, the Browns played their first regular season game outside of the United States when they faced the Minnesota Vikings at Twickenham Stadium in London, England.

The Browns selected QB Baker Mayfield with the first overall pick in the 2018 NFL Draft and in just 13 starts, he set the NFL record for touchdown passes by a rookie with 27.

Kevin Stefanski was named Head Coach on Jan. 13, 2020 and Andrew Berry was named Executive Vice President of Football Operations and General Manager on Jan. 28, 2020.


Kevin Stefanski led the Browns to an 11-5 record in 2020 to clinch the team’s first playoff berth since 2002 and ending the league’s longest playoff drought for a club. The team then went on to grab their first postseason victory since the 1994 season, beating the Pittsburgh Steelers in the AFC Wild Card Round on Jan. 10, 2021.

DE Myles Garrett set a single-season franchise record after recording 16 sacks in 2021.



#14 OTTO GRAHAM

From 1946-1955, Otto Graham guided the Browns to 10 league championship games and NFL Championships in 1950, 1954 and 1955. He led the NFL in passing for two seasons and recorded 23,584 career passing yards. In 1953, Graham finished the season with a 64.73 completion percentage, the highest in club history. He was an All-League selection from 1951-55. Graham was inducted into the Pro Football Hall of Fame in 1965.



#32 JIM BROWN

Brown was the NFL's leading rusher in eight seasons and holds the Browns franchise record for career rushing yards, attempts and touchdowns. An All-America selection from Syracuse in 1956, Brown was named NFL Rookie of the Year in 1957. He participated in nine consecutive Pro Bowls from 1958-66 and was voted NFL most valuable player in 1957, 1958 and 1965. Brown was inducted into the Pro Football Hall of Fame in 1971.



#45 ERNIE DAVIS

After being selected first in the 1961 NFL draft, the Browns acquired Ernie Davis in a trade with the Washington Redskins. Tragically, Davis passed away two years later from leukemia and never played a professional game. A star running back from Syracuse, Davis was the first African-American to win the Heisman Trophy in 1961 and guided the Orangemen to their only national championship the same year.



#46 DON FLEMING


Don Fleming was selected by the Chicago Cardinals in the 28th round of the 1959 NFL draft. He was traded to the Browns in 1960 and was a mainstay at the safety position. From 1960-63, Fleming intercepted 10 passes and was named to The Sporting News All-AFC team in 1962. During the 1963 offseason, Fleming and a co-worker were sadly electrocuted working a construction job. His passing came a few weeks after Ernie Davis' death.



#76 LOU GROZA

Lou Groza is Cleveland's all-time top scorer with 1,349 points on 234 FGs, 641 PATs and one TD. He scored at least one point in 107 consecutive games and his last-second field goal sealed the 1950 NFL Championship for the Browns. Originally an offensive left tackle, Groza suffered a back injury which converted him into a kicking specialist from 1961-67. He was an All-NFL tackle on six occasions and was the NFL Player of the Year in 1954. Groza was inducted into the Pro Football Hall of Fame in 1974.

CLEVELAND BROWNS RING OF HONOR



To pay homage to their great history - one of the richest in the NFL - the Browns unveiled the Cleveland Browns Ring of Honor during a special ceremony at halftime of the 2010 regular season home opener, against Kansas City on Sept. 19. The initial group of inductees consisted of the 16 former Browns enshrined in the Pro Football Hall of Fame. The names of these 16 greats are prominently displayed on the facade of the upper deck of the stadium. In 2012, the years of the team's eight league championships were added to the facade at the southeast end of FirstEnergy Stadium. On Oct. 14, 2018, Joe Thomas' streak of 10,363 was enshrined. Thomas played 10,363 consecutive offensive snaps over 167 games from his rookie season in 2007 until 2017. On Sept. 22, 2019, Clay Matthews was inducted to the Browns Ring of Honor. Matthews, a first-round pick in 1978, played 16 seasons (1978-93) with the Browns and is considered one of the league's best linebackers and most durable players. In 2021, Mac Speedie, played seven seasons (1946-52) with the Browns and was inducted into the Browns Ring of Honor.

CLEVELAND BROWNS LEGENDS



The Cleveland Browns organization honors the team's all-time greats through the Cleveland Browns Legends Program. This program honors the men who have contributed to the success of the Browns organization. The Legends Program started in 2001 with the automatic induction of the Browns' then Hall of Famers into the Cleveland Browns Legends. The following is a current list of Browns Legends:

CLASS OF 2001

Ray Renfro, Gene Hickerson, Greg Pruitt, Bernie Kosar, Michael Dean Perry

CLASS OF 2002

Mac Speedie, Brian Sipe, Clay Matthews

CLASS OF 2003

Bob Gain, Dick Schafrath, Hanford Dixon

CLASS OF 2004

Tommy James, Dub Jones, Gary Collins, Mike Pruitt

CLASS OF 2005

Jim Ray Smith, Frank Ryan, Jerry Sherk, Frank Minnifield

CLASS OF 2006

Walt Michaels, Jim Houston, Doug Dieken, Earnest Byner

CLASS OF 2007

Horace Gillom, Bill Glass, Don Cockroft, Kevin Mack

CLASS OF 2008

Warren Lahr, Paul Wiggin, Walter Johnson, Eric Metcalf

CLASS OF 2010

Cody Risien and John Wooten

CLASS OF 2011

Vince Costello and Tom DeLeone

CLASS OF 2012

Ernie Green and Clarence Scott

CLASS OF 2013

Abe Gibron and Galen Fiss

CLASS OF 2014

Robert Jackson and Milt Morin

CLASS OF 2015

Don Colo and Bob Golic

CLASS OF 2016

Dick Ambrose and Thom Darden

CLASS OF 2017

Tony Adamle and Bernie Parrish

CLASS OF 2018

Erich Barnes and Eddie Johnson

CLASS OF 2020

Josh Cribbs and Webster Slaughter

CLASS OF 2021

D'Qwell Jackson and Bill Nelsen

JIM BROWN



NUMBER 32 **POSITION** Running Back **HEIGHT** 6-2 **WEIGHT** 232 **COLLEGE** Syracuse
BIRTHDATE February 17, 1936 **YEARS WITH BROWNS** 9 **YEARS IN NFL** 9

PRO BOWL SELECTIONS 9 (1957, 1958, 1959, 1960, 1961, 1962, 1963, 1964, 1965)

CAREER HIGHLIGHTS Rushed for 12,312 yards on 2,359 career carries in 118 games... Totaled 126 career touchdowns with 106 rushing and 20 receiving... Led the NFL in rushing in eight of his nine seasons... Led the league in touchdowns five seasons... Recorded 58 career 100-yard rushing performances... Earned NFL Most Valuable Player award in 1957, 1958 and 1964... Named NFL Rookie of the Year in 1957... Selected to nine consecutive Pro Bowls... Holds the Browns' record for the most combined net yards, most career yards rushing, most points in one season, career touchdowns, most consecutive games scoring a touchdown and most 1,000-yard seasons... Named to the NFL All-Decade team for the 1950s... Uniform number 32 retired by the Browns... Inducted into the Cleveland Browns Ring of Honor... Enshrined in the Hall of Fame in 1971.


PAUL BROWN



POSITION Head Coach **COLLEGE** Miami (Ohio) **LIFE** September 7, 1908 - August 5, 1991
YEARS WITH BROWNS 17 **YEARS IN NFL** 21 **YEARS IN AAFC** 4

CAREER HIGHLIGHTS Browns' first ever head coach and general manager... Led the Browns to four consecutive AAFC championships from 1946-49 and to NFL titles in 1950, 1954 and 1955... Posted a 111-44-5 NFL record with the Browns in the regular season and a 4-5 mark in the playoffs... Recorded a 47-4-3 career AAFC record in the regular season and a 5-0 mark in the playoffs... Registered a career combined record of 167-53-8 (.750) with the Browns and only one losing season in 17 years... An innovator who became the first NFL coach to use intelligence tests as a hint to a player's learning potential, use notebooks and classroom techniques extensively, set up complete film clip statistical studies and grade his own players based on film study... Also coached the Cincinnati Bengals from 1968-75... Inducted into the Cleveland Browns Ring of Honor... Enshrined in the Hall of Fame in 1967.

JOE DELAMTELLEURE



NUMBER 64 **POSITION** Offensive Guard **HEIGHT** 6-3 **WEIGHT** 250 **COLLEGE** Michigan State
BIRTHDATE March 16, 1951 **YEARS WITH BROWNS** 5 **YEARS IN NFL** 13

PRO BOWL SELECTIONS 6 (1975, 1976, 1977, 1978, 1979, 1980)

CAREER HIGHLIGHTS Helped pave the way for three Browns 1,000-yard rushing performers... Protected quarterback Brian Sipe who threw for an NFL-leading 4,132 yards in 1980... Selected to the 1981 Pro Bowl with the Browns... Did not miss a game during his NFL career, appearing in 185 consecutive, including 73 contests with the Browns... Was named the AFC Lineman of the year in 1975... Also played for the Buffalo Bills from 1973-79 and 1985... Named to the NFL All-Decade team for the 1970s... Inducted into the Cleveland Browns Ring of Honor... Enshrined in the Hall of Fame in 2003.

LEN FORD



NUMBER 53/80 **POSITION** Defensive End **HEIGHT** 6-4 **WEIGHT** 245 **COLLEGE** Michigan
LIFE February 18, 1926 - March 13, 1972 **YEARS WITH BROWNS** 8 **YEARS IN NFL** 9
YEARS IN AAFC 2

PRO BOWL SELECTIONS 4 (1952, 1953, 1954, 1955)

CAREER HIGHLIGHTS Selected to four consecutive Pro Bowls from 1952-55... Helped the Browns to NFL titles in 1950, 1954 and 1955... Gained All-NFL honors five times from 1951-1955... His stellar play at the defensive end position helped the Browns lead the league in fewest points allowed six times, including five seasons in a row from 1953-57... Also played for the Los Angeles Dons of the AAFC from 1948-49 and the Green Bay Packers in 1958... Named to the NFL All-Decade team for the 1970s... Inducted into the Cleveland Browns Ring of Honor... Enshrined in the Hall of Fame in 1976.

FRANK GATSKI




NUMBER 22/52 **POSITION** Center **HEIGHT** 6-3 **WEIGHT** 293 **COLLEGE** Marshall
LIFE March 18, 1922 - November 22, 2005 **YEARS WITH BROWNS** 11 **YEARS IN NFL** 12
YEARS IN AAFC 4

PRO BOWL SELECTIONS 1 (1956)

CAREER HIGHLIGHTS Helped pave the way to four consecutive AAFC championships from 1946-49 and NFL titles in 1950, 1954 and 1955... Helped the Browns appear in 10 consecutive championship games from 1946-55... Selected to the 1957 Pro Bowl... Played in 11 championship games during his 12 seasons, helping his team win eight times... Named to the All-NFL team four times... Also played for the Detroit Lions in 1957... Inducted into the Cleveland Browns Ring of Honor... Enshrined in the Hall of Fame in 1985.

OTTO GRAHAM




NUMBER 14/60 **POSITION** Quarterback **HEIGHT** 6-1 **WEIGHT** 196 **COLLEGE** Northwestern
LIFE December 6, 1921 - December 17, 2003 **YEARS WITH BROWNS** 10 **YEARS IN NFL** 6
YEARS IN AAFC 4

PRO BOWL SELECTIONS 5 (1951, 1952, 1953, 1954, 1955)

CAREER HIGHLIGHTS Led the Browns to the championship game in each of his 10 seasons, winning four AAFC titles and three NFL championships... Led the AAFC in passing yards all four years and led the NFL in passing yards in 1953 and 1955... Totaled a combined 23,584 career passing yards and 174 touchdowns in the AAFC and NFL... Also rushed for 46 career touchdowns scoring 276 points... Owns the highest single-season completion percentage in team history at 64.73 from the 1953 season... Registered a 57-13-1 (.810) record as a starter in the NFL... Uniform number 14 retired by the Browns... Named to the NFL All-Decade team for the 1950s... Inducted into the Cleveland Browns Ring of Honor... Enshrined in the Hall of Fame in 1965.

LOU GROZA



NUMBER 46/76 **POSITION** Offensive Tackle/Kicker **HEIGHT** 6-3 **WEIGHT** 240
COLLEGE Ohio State **LIFE** January 25, 1924 - November 29, 2000 **YEARS WITH BROWNS** 21
YEARS IN NFL 17 **YEARS IN AAFC** 4

PRO BOWL SELECTIONS 9 (1951, 1952, 1953, 1954, 1955, 1956, 1958, 1959, 1960)

CAREER HIGHLIGHTS Browns career record holder with 641 extra points made and 1,349 career points... Second in team annals with 234 made field goals... An All-NFL selection as a tackle six times and named NFL player of the year in 1954... Set a team record by scoring a point in 107 consecutive games... Selected to nine Pro Bowls (1951-56, 58-60)... Helped the Browns to four consecutive AAFC championships, from 1946-49, and to NFL titles, in 1950, 1954 and 1955... Nicknamed "The Toe"... Uniform number 76 retired by Browns... Named to the NFL All-Decade team for the 1950s... Inducted into the Cleveland Browns Ring of Honor... Enshrined in the Hall of Fame in 1974.

GENE HICKERSON




NUMBER 66 **POSITION** Offensive Guard **HEIGHT** 6-3 **WEIGHT** 248 **COLLEGE** Mississippi
LIFE February 15, 1935 - October 20, 2008 **YEARS WITH BROWNS** 15 **YEARS IN NFL** 15

PRO BOWL SELECTIONS 6 (1966, 1967, 1968, 1969, 1970, 1971)

CAREER HIGHLIGHTS Served as a lead blocker for three Hall of Fame running backs in Jim Brown, Bobby Mitchell and Leroy Kelly... Voted an All-League selection and to six straight Pro Bowls (1966-71)... Was named the NFL's most outstanding blocker in 1969... Browns posted a 1,000-yard rusher in nine of his first 10 seasons and featured the league's leading rusher seven times... In his 15 seasons, Cleveland never suffered a losing record... Named to the NFL All-Decade team for the 1960s... Inducted into the Cleveland Browns Ring of Honor... Enshrined in the Hall of Fame in 2007.

LEROY KELLY



NUMBER 44 POSITION Running Back **HEIGHT** 6-0 **WEIGHT** 202 **COLLEGE** Morgan State
BIRTHDATE May 20, 1942 **YEARS WITH BROWNS** 10 **YEARS IN NFL** 10

PRO BOWL SELECTIONS 6 (1967, 1968, 1969, 1970, 1971, 1972)

CAREER HIGHLIGHTS Gained 7,274 rushing yards, 12,329 combined yards and 80 touchdowns... Won NFL rushing titles in 1967 and 1968... Also led the NFL in punt return yards in 1965... Recorded three consecutive 1,000-yard seasons (1966-68)... Named All-NFL five times (1966-1969 and 1971)... Selected to six consecutive Pro Bowls (1967-72)... Posted 27 career 100-yard performances... Named to the NFL All-Decade team for the 1960s... Inducted into the Cleveland Browns Ring of Honor... Enshrined in the Hall of Fame in 1994.

DANTE LAVELLI



NUMBER 55/86 POSITION Offensive End **HEIGHT** 6-0 **WEIGHT** 191 **COLLEGE** Ohio State
LIFE February 23, 1923 - January 20, 2009 **YEARS WITH BROWNS** 11 **YEARS IN NFL** 7
YEARS IN AAFC 4

PRO BOWL SELECTIONS 3 (1952, 1954, 1955)

CAREER HIGHLIGHTS Helped the Browns to four consecutive AAFC championships, from 1946-49, and to NFL titles in 1950, 1954 and 1955... Recorded 142 receptions for 2,580 yards with 29 touchdowns in the AAFC and 244 receptions for 3,908 yards with 33 touchdowns for a combined total of 386 receptions for 6,488 yards with 62 touchdowns during his 11-year professional career... Named All-AAFC in 1946 & 1947 and named All-NFL in 1951 & 1953... Selected to the Pro Bowl in 1952, 1954 and 1955... Nicknamed "Gluefingers"... Inducted into the Cleveland Browns Ring of Honor... Enshrined in the Hall of Fame in 1975.

MIKE MCCORMACK




NUMBER 74 POSITION Offensive Tackle **HEIGHT** 6-4 **WEIGHT** 246 **COLLEGE** Kansas
LIFE June 21, 1930 - November 15, 2013 **YEARS WITH BROWNS** 9 **YEARS IN NFL** 10

PRO BOWL SELECTIONS 5 (1957, 1958, 1961, 1962, 1963)

CAREER HIGHLIGHTS Helped the Browns to three NFL championship games, winning titles in 1954 and 1955... Helped pave the way for the Browns to lead the league in rushing yards in 1958 and 1959... Was widely considered to be equally adept as a run blocker and pass protector... Selected to five Pro Bowls (1957-58, 1961-63), all with the Browns... Was originally traded to the Browns while serving a two year stint in the U.S. Army from 1952-1953... Also played for the New York Yanks in 1951... Inducted into the Cleveland Browns Ring of Honor... Enshrined in the Hall of Fame in 1984.

BOBBY MITCHELL



NUMBER 49 POSITION Wide Receiver/Halfback **HEIGHT** 6-0 **WEIGHT** 192 **COLLEGE** Illinois
LIFE June 6, 1935 - April 5, 2020 **YEARS WITH BROWNS** 4 **YEARS IN NFL** 11

PRO BOWL SELECTIONS 1 (1961)

CAREER HIGHLIGHTS Registered 2,297 rushing yards on 423 attempts with 38 rushing scores while playing in the same backfield as fellow Hall of Famer Jim Brown... Also amassed 1,462 receiving yards on 128 receptions, 607 yards on 54 punts returns and 1,150 yards on 62 kickoff returns while with the Browns... Selected to the 1961 Pro Bowl with the Browns... Led the NFL with 72 receptions in 1962... Also played for the Washington Redskins from 1962-63... Totaled 14,078 combined net yards, 91 touchdowns and caught 521 passes for his career... Inducted into the Cleveland Browns Ring of Honor... Enshrined in the Hall of Fame in 1983.

MARION MOTLEY



NUMBER 76/36 POSITION Fullback **HEIGHT** 6-1 **WEIGHT** 232
COLLEGE South Carolina State, Nevada **LIFE** June 5, 1920 - June 27, 1999
YEARS WITH BROWNS 8 **YEARS IN NFL** 5 **YEARS IN AAFC** 4

PRO BOWL SELECTIONS 1 (1951)

CAREER HIGHLIGHTS Helped the Browns to four consecutive AAFC championships from 1946-49 and to an NFL title in 1950... Career AAFC stats include 489 attempts for an AAFC all-time leading 3,024 yards with 31 touchdowns... Career NFL stats with the Browns include 337 attempts for 1,688 yards and eight touchdowns... Holds a Browns' single-game record with an 18.4-yard per carry average coming off 221 yards on 12 carries against the Pittsburgh Steelers on October 29, 1950... Led the NFL in rushing in 1950... Was selected All-NFL in 1950... Selected to the 1951 Pro Bowl... Also played for the Pittsburgh Steelers in 1955... Inducted into the Cleveland Browns Ring of Honor... Enshrined in the Hall of Fame in 1968.

OTZIE NEWSOME




NUMBER 82 POSITION Tight End **HEIGHT** 6-2 **WEIGHT** 232 **COLLEGE** Alabama
BIRTHDATE March 16, 1936 **YEARS WITH BROWNS** 13 **YEARS IN NFL** 13

PRO BOWL SELECTIONS 3 (1982, 1985, 1986)

CAREER HIGHLIGHTS First-round draft pick by the Browns in 1978... Recorded 662 career receptions for 7,980 yards and 47 touchdowns... Led the Browns in receptions and receiving yards from 1981-85... Caught a pass in 150 consecutive games... Did not miss a game, playing in 198 consecutive contests... Named All-Pro in 1979 and 1984... Selected to the Pro Bowl in 1982, 1985 and 1986... Was the NFL's all-time leader in receptions by a tight end and fourth among all receivers when he retired in 1990... Nicknamed "The Wizard of Oz"... Inducted into the Cleveland Browns Ring of Honor... Enshrined in the Hall of Fame in 1999.

MAC SPEEDIE



NUMBER 99/88 POSITION Wide Receiver **HEIGHT** 6-3 **WEIGHT** 209 **COLLEGE** Utah
LIFE January 12, 1920 - March 12, 1993 **YEARS WITH BROWNS** 7 **YEARS IN NFL** 3
YEARS IN AAFC 4

PRO BOWL SELECTIONS 2 (1951, 1953)

CAREER HIGHLIGHTS While serving in the Army in World War II and playing football on base, Mac Speedie was recruited by Hall of Fame coach Paul Brown to play for his expansion Cleveland Browns in the AAFC... Went on to win five total championships (four in the AAFC, one in the NFL), make six All-Pro teams and lead his league in receptions four times and receiving yards twice... Speedie had a record-setting 99-yard touchdown in the 1947 season and established every major receiving record in the AAFC's four-year history... Finished his career with 349 catches, 5,502 yards and 33 touchdowns... Was a member of the 1940s All-Decade team and was honored as a Browns Legend in 2002, the second year of the program... Selected to be honored in the Pro Football Hall of Fame as part of its Centennial Class in 2020.

PAUL WARFIELD

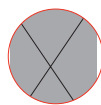



NUMBER 42 POSITION Wide Receiver **HEIGHT** 6-0 **WEIGHT** 188 **COLLEGE** Ohio State
BIRTHDATE November 28, 1942 **YEARS WITH BROWNS** 8 **YEARS IN NFL** 13

PRO BOWL SELECTIONS 8 (1964, 1968, 1969, 1970, 1971, 1972, 1973, 1974)

CAREER HIGHLIGHTS Recorded 271 receptions for 5,210 yards and 52 touchdowns as a Brown... As a rookie, led the team in receiving yards and helped the club capture the 1964 NFL championship... Was named All-Pro six times (1964, 1968, 1969, 1971, 1972 and 1973)... Named to three Pro Bowls with Cleveland (1965, 1969 and 1970)... Also played for the Miami Dolphins from 1971-74, including the undefeated 1972 team... Caught 427 passes for 8,565 yards and 85 touchdowns in his career... Inducted into the Cleveland Browns Ring of Honor... Enshrined in the Hall of Fame in 1983.

BILL WILLITS



NUMBER 30/45/60 **POSITION** Middle Guard **HEIGHT** 6-2 **WEIGHT** 213 **COLLEGE** Ohio State
LIFE October 5, 1921 - November 27, 2007 **YEARS WITH BROWNS** 8 **YEARS IN NFL** 4
YEARS IN AAFC 4

PRO BOWL SELECTIONS 3 (1950, 1951, 1952)

CAREER HIGHLIGHTS All-American tackle at Ohio State before joining the Browns in 1946... Helped the Browns to four consecutive AAFC championships from 1946-49 and to an NFL title in 1950... Played both ways for the Browns but excelled as the middle guard (over the center) on defense... All-Pro selection all eight seasons he played (1946-1953)... Selected to three consecutive Pro Bowls from 1950-52... Broke pro football's color barrier a full year in advance of Jackie Robinson doing the same in Major League Baseball... Inducted into the Cleveland Browns Ring of Honor... Enshrined in the Hall of Fame in 1977.

STAFF

PLAYERS

2021 SEASON

HISTORY

RECORDS

GAME DAY

NFL YEARLY AWARD WINNERS

NFL Most Valuable Player Award

Player	Year	Pos.	Highlights
Jim Brown	1957*	RB	Led the league with 942 rushing yards and added nine touchdowns as a rookie.
Jim Brown	1958*	RB	Rushed for an NFL-record 1,527 yards and added 17 touchdowns, while leading the Browns to a 9-3 record.
Jim Brown	1965	RB	Led the NFL with 1,544 rushing yards and added 21 total touchdowns.
Brian Sipe	1980	QB	Registered an NFL-best 91.4 passer rating and set Browns records with 30 touchdown passes and 4,132 yards.

*The award was called the NFL Most Outstanding Player Award from 1957-60

Associated Press Offensive Rookie of the Year (established in 1957)

Player	Year	Pos.	Highlights
Jim Brown	1957	RB	Led the league with 942 rushing yards and added nine touchdowns.

Associated Press Defensive Rookie of the Year (established in 1967)

Player	Year	Pos.	Highlights
Chip Banks	1982	LB	Led the Browns with 5.5 sacks, while adding one interception.

Associated Press Coach of the Year (established in 1967)

Player	Year	Highlights
Forrest Gregg	1976	Led the Browns to a 9-5 record following a 3-11 season the previous year.
Kevin Stefanski	2020	Led the Browns to an 11-5 record in first season as head coach.

ALL-TIME NFL RECORDS

Individual Records:

Most Touchdowns in a Single-Game

Player	Pos.	Total	Opp.	Date
Dub Jones	WR	6 (4 rush, 2 rec.)*	vs. Chicago	11/25/1951

* Tied with two other players

Most Seasons Leading the NFL in Field Goals

Player	Pos.	Total	Year(s)
Lou Groza	K	5	1950, 1952-54, 1957

Most Consecutive Seasons Leading the NFL in Field Goals

Player	Pos.	Total	Year(s)
Lou Groza	K	3	1952-54

Most Touchdown Passes by a Rookie

Player	Pos.	Total	Year
Baker Mayfield	QB	27	2018

Most Seasons Leading the NFL in Rushing Yards

Player	Pos.	Total	Year(s)
Jim Brown	RB	8	1957-61, 1963-65

Most Seasons Leading the NFL in Touchdowns

Player	Pos.	Total	Year(s)
Jim Brown	RB	5	1957-59, 1963, 1965

Team Records:

Most Consecutive Games Scoring a Touchdown

Team	Total	Year(s)
Cleveland Browns	166	1957-69

NFL WEEKLY AND MONTHLY AWARD WINNERS

1984

TE Ozzie Newsome – AFC Offensive Player of the Week (Week 7)
 LB Clay Matthews – AFC Defensive Player of the Week (Week 12)

1985

RB Kevin Mack – AFC Offensive Player of the Week (Week 5)
 QB Bernie Kosar – AFC Offensive Player of the Week (Week 15)

1986

CB Hanford Dixon – AFC Defensive Player of the Week (Week 2)
 QB Bernie Kosar – AFC Offensive Player of the Week (Week 10)
 QB Bernie Kosar – AFC Offensive Player of the Week (Week 12)

1987

DB Felix Wright – AFC Defensive Player of the Week (Week 7)
 RB Earnest Byner – AFC Offensive Player of the Week (Week 9)
 CB Frank Minnifield – AFC Defensive Player of the Week (Week 11)
 QB Bernie Kosar – AFC Offensive Player of the Week (Week 14)

1988

LB Mike Johnson – AFC Defensive Player of the Week (Week 8)
 S Felix Wright – AFC Defensive Player of the Month (December)

1989

LB David Grayson – AFC Defensive Player of the Week (Week 1)
 LB Mike Johnson – AFC Defensive Player of the Month (September)
 WR Webster Slaughter – AFC Offensive Player of the Week (Week 8)
 WR Webster Slaughter – AFC Offensive Player of the Month (October)

1991

LB Clay Matthews – AFC Defensive Player of the Week (Week 9)

1992

RB Eric Metcalf – AFC Offensive Player of the Week (Week 3)
 LB Mike Johnson – AFC Defensive Player of the Month (October)
 QB Bernie Kosar – AFC Offensive Player of the Week (Week 14)

1993

PR Eric Metcalf – AFC Special Teams Player of the Week (Week 8)
 PR Eric Metcalf AFC Special Teams Player of the Month (October)
 QB Vinny Testaverde – AFC Offensive Player of the Week (Week 17)

1994

PR Eric Metcalf – AFC Special Teams Player of the Week (Week 1)
 P Tom Tupa – AFC Special Teams Player of the Week (Week 5)
 P Tom Tupa – AFC Special Teams Player of the Week (Week 7)
 LB Pepper Johnson – AFC Defensive Player of the Week (Week 8)
 PR Eric Metcalf – AFC Special Teams Player of the Week (Week 8)
 ST Bennie Thompson – AFC Special Teams Player of the Month (November)
 S Eric Turner – AFC Defensive Player of the Week (Week 15)
 S Eric Turner – AFC Defensive Player of the Week (Week 17)
 S Eric Turner – AFC Defensive Player of the Month (December)

1995

QB Vinny Testaverde – AFC Offensive Player of the Month (September)
 K Matt Stover – AFC Special Teams Player of the Week (Week 8)
 WR Andre Rison – AFC Offensive Player of the Week (Week 17)

1999

QB Tim Couch – NFL Rookie of the Month (October)

2000

DE Keith McKenzie – AFC Defensive Player of the Week (Week 2)
 DE Courtney Brown – AFC Defensive Player of the Week (Week 3)

2001

K Phil Dawson – AFC Special Teams Player of the Week (Week 3)
 DB Anthony Henry – AFC Defensive Player of the Week (Week 10)

2002

QB Tim Couch – AFC Offensive Player of the Week (Week 3)
 WR Andre Davis – AFC Special Teams Player of the Week (Week 7)
 WR Andre Davis – Pepsi NFL Rookie of the Week (Week 8)
 RB William Green – Pepsi NFL Rookie of the Week (Week 12)
 RB William Green – Pepsi NFL Rookie of the Week (Week 14)
 RB William Green – Pepsi NFL Rookie of the Week (Week 17)
 LB Earl Holmes – AFC Defensive Player of the Week (Week 17)

2003

DE Courtney Brown – AFC Defensive Player of the Week (Week 5)

2004

DE Kenard Lang – AFC Defensive Player of the Week (Week 1)

2005

QB Trent Dilfer – AFC Offensive Player of the Week (Week 2)
 P Kyle Richardson – AFC Special Teams Player of the Week (Week 9)
 LB Andrea Davis – AFC Defensive Player of the Week (Week 11)
 RB Reuben Droughns – FedEx Ground NFL Player of the Week (Week 12)
 QB Charlie Frye – Diet Pepsi NFL Rookie of the Week (Week 13)
 K Phil Dawson – AFC Special Teams Player of the Week (Week 15)
 QB Charlie Frye – Diet Pepsi NFL Rookie of the Week (Week 15)
 QB Charlie Frye – Diet Pepsi NFL Rookie of the Week (Week 17)

2006

KR Joshua Cribbs – AFC Special Teams Player of the Week (Week 4)
 S Sean Jones – AFC Defensive Player of the Week (Week 8)

2007

QB Derek Anderson – AFC Offensive Player of the Week (Week 2)
 RB Jamal Lewis – FedEx Ground Player of the Week (Week 2)
 QB Derek Anderson – FedEx Air Player of the Week (Week 2)
 KR Joshua Cribbs – AFC Special Teams Player of the Month (September)
 Head Coach Romeo Crennel – Motorola NFL Coach of the Week (Week 4)
 Head Coach Romeo Crennel – Motorola NFL Coach of the Week (Week 9)
 KR Joshua Cribbs – AFC Special Teams Player of the Month (November)
 LT Joe Thomas – NFL Offensive Rookie of the Month (November)

2008

DB Eric Wright – AFC Defensive Player of the Week (Week 6)
 Head Coach Romeo Crennel – Motorola NFL Coach of the Week (Week 6)
 DL Shaun Rogers – GMC Sierra Defensive Player of the Week (Week 8)

2009

P Dave Zastudil – AFC Special Teams Player of the Week (Week 5)
 WR Joshua Cribbs – AFC Special Teams Player of the Week (Week 10)
 WR Joshua Cribbs – AFC Special Teams Player of the Week (Week 15)
 RB Jerome Harrison – FedEx Ground Player of the Week (Week 15)
 WR Joshua Cribbs – AFC Special Teams Player of the Month (December/January)

2010

LB David Bowens – AFC Defensive Player of the Week (Week 7)
 RB Peyton Hillis – AFC Offensive Player of the Week (Week 9)
 RB Peyton Hillis – FedEx Ground Player of the Week (Week 9)
 RB Peyton Hillis – FedEx Ground Player of the Week (Week 12)
 P Reggie Hodges – AFC Special Teams Player of the Week (Week 13)
 DB Joe Haden – NFL Defensive Rookie of the Month (November)

2011

LB D'Qwell Jackson – AFC Defensive Player of the Month (September)
 WR Joshua Cribbs – AFC Special Teams Player of the Week (Week 2)

2012

RB Trent Richardson – Pepsi Max NFL Rookie of the Week (Week 2)
 LB D'Qwell Jackson – AFC Defensive Player of the Week (Week 12)
 WR Travis Benjamin – AFC Special Teams Player of the Week (Week 14)

2013

P Spencer Lanning – AFC Special Teams Player of the Week (Week 3)
 WR Travis Benjamin – AFC Special Teams Player of the Week (Week 5)
 QB Jason Campbell – AFC Offensive Player of the Week (Week 9)

2014

LB Tank Carder – AFC Special Teams Player of the Week (Week 5)

2015

WR Travis Benjamin – AFC Special Teams Player of the Week (Week 2)
 QB Josh McCown – AFC Offensive Player of the Week (Week 5)

2016

WR Corey Coleman – Pepsi NFL Rookie of the Week (Week 2)
 DL Jamie Meder – AFC Special Teams Player of the Week (Week 16)
 RB Isaiah Crowell – FedEx Ground NFL Player of the Week (Week 17)

2018

DB Denzel Ward – Pepsi NFL Rookie of the Week (Week 1)
 QB Baker Mayfield – Pepsi NFL Rookie of the Week (Week 3)
 RB Nick Chubb – Pepsi NFL Rookie of the Week (Week 4)
 DB Denzel Ward – Pepsi NFL Rookie of the Week (Week 5)
 DB Denzel Ward – AFC Special Teams Player of the Week (Week 5)
 QB Baker Mayfield – Pepsi NFL Rookie of the Week (Week 7)
 QB Baker Mayfield – Pepsi NFL Rookie of the Week (Week 9)
 RB Nick Chubb – Pepsi NFL Rookie of the Week (Week 10)
 RB Nick Chubb – FedEx Ground NFL Player of the Week (Week 10)
 QB Baker Mayfield – Pepsi NFL Rookie of the Week (Week 12)
 QB Baker Mayfield – NFL Offensive Rookie of the Month (November)
 QB Baker Mayfield – Pepsi NFL Rookie of the Week (Week 14)
 QB Baker Mayfield – Pepsi NFL Rookie of the Week (Week 16)
 QB Baker Mayfield – AFC Offensive Player of the Week (Week 16)
 QB Baker Mayfield – Pepsi NFL Rookie of the Week (Week 17)

2019

P Jamie Gillan – AFC Special Teams Player of the Week (Week 2)
 P Jamie Gillan – AFC Special Teams Player of the Month (September)
 RB Nick Chubb – AFC Offensive Player of the Week (Week 4)
 RB Nick Chubb – FedEx Ground NFL Player of the Week (Week 4)
 LB Joe Schobert – AFC Defensive Player of the Week (Week 12)

2020

DE Myles Garrett – AFC Defensive Player of the Week (Week 4)
 DE Myles Garrett – AFC Defensive Player of the Month (October)
 QB Baker Mayfield – AFC Offensive Player of the Week (Week 7)
 LT Jedrick Willis – Pepsi Max Rookie of the Week (Week 10)
 RB Nick Chubb – FedEx Ground NFL Player of the Week (Week 10)
 DE Olivier Vernon – AFC Defensive Player of the Week (Week 11)
 QB Baker Mayfield – FedEx Air Player of the Week (Week 13)

2021

DE Myles Garrett – AFC Defensive Player of the Week (Week 3)

RB D'Ernest Johnson – FedEx Ground NFL Player of the Week (Week 7)

RB Nick Chubb – FedEx Ground NFL Player of the Week (Week 9)

STAFF

PLAYERS

2021 SEASON

HISTORY

RECORDS

GAME DAY

ALL-LEAGUE SELECTIONS

1950 — Marion Motley (UP AP), Mac Speedie (UP), Bill Willis (UP). 1951 — Tony Adame (UP), Frank Gatski (UP AP), Otto Graham (UP AP), Lou Groza (UP), Dub Jones (UP AP), Dante Lavelli (UP). 1952 — Len Ford (UP AP), Frank Gatski (AP), Otto Graham (UP), Lou Groza (UP AP), Mac Speedie (UP), Bill Willis (UP AP). 1953 — Len Ford (UP AP), Frank Gatski (UP AP), Ken Goral (UP), Otto Graham (UP AP), Lou Groza (UP AP), Dante Lavelli (UP), Tommy Thompson (UP), Bill Willis (AP). 1954 — Len Ford (UP AP, NEA), Abe Gibrón (NEA), Otto Graham (UP AP), Lou Groza (UP AP, NEA), John Kissel (NEA). 1955 — Don Colo (UP NEA), Len Ford (UP NEA), Frank Gatski (UP AP, NEA), Abe Gibrón (UP NEA), Otto Graham (UP AP), Lou Groza (UP AP, NEA), Don Paul (UP), 1956 — None. 1957 — Jim Brown (UP AP, NEA), Don Colo (NEA), Lou Groza (UP) Mike McCormack (NEA). 1958 — Jim Brown (UPI, AP, NEA), Bob Gain (NEA). 1959 — Jim Brown (UPI, AP, NEA), Jim Ray Smith (UPI, AP, NEA).

1960 — Jim Brown (UPI, AP, NEA), Jim Ray Smith (UPI, AP, NEA). 1961 — Jim Brown (UPI, AP, NEA), Jim Ray Smith (UPI, AP, NEA). 1962 — Jim Ray Smith (NEA). 1963 — Jim Brown (UPI, AP, NEA), Dick Schafraht (AP). 1964 — Jim Brown (UPI, AP, NEA), Jim Houston (NEA), Dick Schafraht (AP, UPI), Paul Warfield (NEA). 1965 — Jim Brown (UPI, AP, NEA), Gary Collins (UPI), Jim Houston (UPI), Dick Schafraht (UPI, AP). 1966 — Gene Hickerson (NEA), Leroy Kelly (UPI, AP, NEA). 1967 — Gene Hickerson (AP, NEA, UPI), Leroy Kelly (AP, NEA, UPI). 1968 — Gene Hickerson (AP, NEA, UPI), Leroy Kelly (AP, NEA, UPI), Paul Warfield (NEA, UPI). 1969 — Gary Collins (AP, UPI), Gene Hickerson (AP, UPI), Leroy Kelly (NEA), Paul Warfield (NEA).

1970 — Gene Hickerson (UPI, PFWA). 1971 — Leroy Kelly (NEA). 1972 — Don Cockroft (NEA). 1973 — Clarence Scott (UPI). 1974 — None. 1975 — None. 1976 — Jerry Sherk (AP, NEA, PFWA). 1977 — None. 1978 — Thom Darden (NEA, PFWA). 1979 — Ozzie Newsome (PFWA).

1980 — Lyle Alzado (AP, UPI), Joe DeLamielleure (NEA, PFWA, UPI), Brian Sipe (AP, PFWA, NEA, UPI). 1981 — None. 1982 — None. 1983 — Chip Banks (AP, PFWA). 1984 — Clay Matthews (NEA), Ozzie Newsome (AP, NEA, PFWA). 1985 — None. 1986 — Chip Banks (UPI, AP), Hanford Dixon (AP, PFWA, NEA, UPI), Dan Fike (NEA), Bob Golic (AP, NEA), Frank Minnifield (UPI). 1987 — Hanford Dixon (AP, NEA, PFWA, UPI), Frank Minnifield (AP, NEA, PFWA, UPI), Bernie Kosar (UP), Earnest Byner (UPI), Dan Fike (UPI), Carl Hairston (UPI), Cody Risien (UPI). 1988 — Hanford Dixon (AP), Frank Minnifield (AP, NEA, PFWA, UPI), Clay Matthews (UPI). 1989 — Mike Johnson (UPI), Frank Minnifield (AP, UPI), Clay Matthews (UPI), Michael Dean Perry (AP, UPI, PFWA), Webster Slaughter (AP, UPI).

1990 — Michael Dean Perry (AP, UPI, PFWA, NEA), 1991 — Michael Dean Perry (AP USA, NEA). 1992 — None. 1993 — Eric Metcalfe (AP, PFWA, UPI). 1994 — Rob Burnett (UPI) Pepper Johnson (UPI, USA), Tony Jones (AP), Michael Dean Perry (AP, UPI), Matt Stover (UPI), Eric Turner (AP, PFWA, UPI). 1995 — None. 1999 — None.

2000 — Chris Gardocki (AP Second Team). 2001 — Jamir Miller (AP, College and Pro Football Weekly, Football Digest, Pro Football Weekly, Sports Illustrated, Sporting News). 2002 — None. 2003 — None. 2004 — None. 2005 — None. 2006 — None. 2007 — Phil Dawson (AP Second Team), Joshua Cribbs (PFWA, Sporting News, AP 2nd Team), Braylon Edwards (Sporting News, AP Second Team), Joe Thomas (PFWA All-Rookie). 2008 — Joshua Cribbs (Sports Illustrated), Joe Thomas (AP 2nd Team). 2009 — Blake Costanzo (Sports Illustrated), Joshua Cribbs (AP 1st Team, PFWA, Sports Illustrated), Alex Mack (PFWA All-Rookie), Joe Thomas (AP 1st Team, PFWA, Sports Illustrated).

2010 — Joe Haden (PFWA All-Rookie), Alex Mack (Sports Illustrated), Joe Thomas (AP 1st Team, PFWA, Sporting News), T.J. Ward (PFWA All-Rookie, PFWA Rookie Special Team). 2011 — Jabaal Sheard (PFWA All-Rookie), Phil Taylor (PFWA All-Rookie), Joe Thomas (AP 1st Team, PFWA, Sports Illustrated). 2012 — Johnson Bademosi (PFWA Rookie Special Team), Phil Dawson (AP 2nd Team), Mitchell Schwartz (PFWA All-Rookie), Joe Thomas (AP 2nd Team), T.J. Ward (Sports Illustrated). 2013 — Jordan Cameron (PFWA All-AFC Team), Josh Gordon (AP 1st Team, PFWA All-NFL Team), Joe Haden (AP 2nd Team, PFWA All-AFC Team), Alex Mack (AP 2nd Team, PFWA All-AFC Team), Joe Thomas (AP 1st Team, PFWA All-NFL Team), T.J. Ward (AP 2nd Team). 2014 — Joel Bitonio (PFWA All-AFC Team), PFWA All-Rookie Team, Joe Thomas (AP 1st Team, PFWA All-NFL Team). 2015 — Alex Mack (PFWA All-AFC Team), Joe Thomas (AP 1st Team, PFWA All-NFL Team). 2016 — Joe Thomas (PFWA All-NFL Team). 2017 — Joel Bitonio (AP 2nd Team), Myles Garrett (AP 2nd Team, PFWA All-AFC Team), Baker Mayfield (PFWA Rookie of the Year, PFWA All-Rookie Team), Denzel Ward (PFWA All-Rookie Team). 2019 — Joel Bitonio (AP 2nd Team), Nick Chubb (PFWA All-AFC Team), Jamie Gillan (PFWA All-Rookie Team), Austin Seibert (PFWA All-Rookie Team). 2020 — Jack Conklin (AP 1st Team, PFWA All-NFL Team), Myles Garrett (AP 1st Team, PFWA All-NFL Team), Joel Bitonio (AP 2nd Team, PFWA All-NFL Team), Wyatt Teller (AP 2nd Team), Jedrick Wills Jr. (PFWA All-Rookie Team). 2021 — Nick Chubb (PFWA All-NFL Team), PFWA All-AFC Team, Myles Garrett (AP 1st Team, PFWA All-NFL Team, PFWA All-AFC Team), Joel Bitonio (AP 1st Team, PFWA All-NFL Team, PFWA All-AFC Team), Wyatt Teller (AP 2nd Team), Demetric Felton (PFWA All-Rookie Team), CB Greg Newsome (PFWA All-Rookie Team), Jeremiah Owusu-Koramoah (PFWA All-Rookie Team).

PRO BOWL SELECTIONS BY YEAR

1951 — FB Tony Adame, QB Otto Graham, T Lou Groza, G Weldon Humble, FB Marion Motley, E (WR) Mac Speedie, G Bill Willis. 1952 — FB Tony Adame, HB Ken Carpenter, DE Len Ford, T Lou Groza, QB Otto Graham, HB Dub Jones, E (WR) Dante Lavelli, G Bill Willis. 1953 — DE Len Ford, G Abe Gibrón, E (WR) Horace Giltom, QB Otto Graham, T Lou Groza, HB Dub Jones, E (WR) Mac Speedie, G Bill Willis. 1954 — DE Len Ford, G Abe Gibrón, QB Otto Graham, T Lou Groza, FB Harry Jagade, HB Tommy James, E (WR) Dante Lavelli, HB Ray Renfro. 1955 — T Don Colo, DE Len Ford, G Abe Gibrón, QB Otto Graham, T Lou Groza, FB Harry Jagade, E (WR) Dante Lavelli. 1956 — E (WR) Darrel Brewster, T Don Colo, G Abe Gibrón, T Lou Groza, HB Ken Konz, FB Fred Morrison. 1957 — E (WR) Darrel Brewster, C Frank Gatski, T Mike McCormack, LB Walt Michaels, S Don Paul. 1958 — FB Jim Brown*, DT Bob Gain, T Lou Groza, T Mike McCormack, LB Walt Michaels, S Don Paul, HB Ray Renfro. 1959 — FB Jim Brown, T Don Colo, DT Bob Gain, T Lou Groza, LB Walt Michaels, S Don Paul, G Jim Ray Smith.

1960 — FB Jim Brown, DE Bob Gain, T Lou Groza, C Art Hunter, LB Walt Michaels, G Jim Ray Smith. 1961 — FB Jim Brown, T Mike McCormack, HB Bobby Mitchell, DB Bernie Parrish, QB Milt Plum, HB Ray Renfro, G Jim Ray Smith. 1962 — FB Jim Brown, DT Bob Gain, T Mike McCormack, C John Morrow, QB Milt Plum, G Jim Ray Smith. 1963 — FB Jim Brown, LB Galen Fiss, DT Bob Gain, DE Bill Glass, T Mike McCormack, G Jim Ray Smith. 1964 — FB Jim Brown, LB Galen Fiss, DE Bill Glass, C John Morrow, DB Bernie Parrish, T Dick Schafraht. 1965 — FB Jim Brown, DE Bill Glass, LB Jim Houston, DT Dick Modzelewski, QB Frank Ryan, T Dick Schafraht, WR Paul Warfield*. 1966 — FB Jim Brown, FL (WR) Gary Collins, G Gene Hickerson, LB Jim Houston, QB Frank Ryan, T Dick Schafraht, DE Paul Wiggins, G John Wooten. 1967 — LB Johnny Brewer, FL (WR) Gary Collins, FB Ernie Green, G Gene Hickerson, HB Leroy Kelly, QB Frank Ryan, T Dick Schafraht, G John Wooten. 1968 — DE Bill Glass, FB Ernie Green, G Gene Hickerson, DT Walter Johnson, HB Leroy Kelly, T Dick Schafraht, DE Paul Wiggins. 1969 — DB Erich Barnes, G Gene Hickerson, DT Walter Johnson, DB Ernie Kellermann, HB Leroy Kelly, TE Milt Morin, T Dick Schafraht, WR Paul Warfield.

1970 — DE Jack Gregory, G Gene Hickerson, C Fred Hoaglin, LB Jim Houston, DT Walter Johnson, HB Leroy Kelly, QB Bill Nelsen, WR Paul Warfield. 1971 — G Gene Hickerson, LB Jim Houston, HB Leroy Kelly. 1972 — HB Leroy Kelly, TE Milt Morin. 1973 — CB Ben Davis. 1974 — KR Greg Pruitt*, CB Clarence Scott, DT Jerry Sherk. 1975 — RB Greg Pruitt, DT Jerry Sherk. 1976 — DT Jerry Sherk. 1977 — RB Greg Pruitt, DT Jerry Sherk. 1978 — RB Greg Pruitt. 1979 — S Thom Darden.

1980 — C Tom DeLoone, RB Mike Pruitt. 1981 — G Joe DeLamielleure, C Tom DeLoone, T Doug Dieken, RB Mike Pruitt, QB Brian Sipe. 1982 — TE Ozzie Newsome. 1983 — LB Chip Banks*. 1984 — LB Chip Banks. 1985 — TE Ozzie Newsome. 1986 — LB Chip Banks, NT Bob Golic, RB Kevin Mack, LB Clay Matthews, TE Ozzie Newsome. 1987 — LB Chip Banks, CB Hanford Dixon, NT Bob Golic, CB Frank Minnifield, T Cody Risien. 1988 — CB Hanford Dixon, NT Bob Golic, QB Bernie Kosar, RB Kevin Mack, LB Clay Matthews, KR Gerald McNeil, CB Frank Minnifield, T Cody Risien. 1989 — CB Hanford Dixon, LB Clay Matthews, CB Frank Minnifield.

1990 — LB Mike Johnson, LB Clay Matthews, CB Frank Minnifield, NT Michael Dean Perry, WR Webster Slaughter. 1991 — LB Mike Johnson, NT Michael Dean Perry. 1992 — NT Michael Dean Perry. 1993 — None. 1994 — KR Eric Metcalfe, NT Michael Dean Perry. 1995 — DE Rob Burnett, FB Leroy Hoard, LB Pepper Johnson, KR Eric Metcalfe, NT Michael Dean Perry, S Eric Turner. 1996 — None.

2000 — None. 2001 — None. 2002 — LB Jamir Miller. 2003 — None. 2004 — None. 2005 — None. 2006 — None. 2007 — None. 2008 — QB Derek Anderson, KR Joshua Cribbs, WR Braylon Edwards, LS Ryan Pontbriand, T Joe Thomas*, TE Kellen Winslow. 2009 — LS Ryan Pontbriand, DT Shaun Rogers, T Joe Thomas.

2010 — KR Joshua Cribbs, T Joe Thomas. 2011 — C Alex Mack, T Joe Thomas. 2012 — T Joe Thomas. 2013 — KR Joshua Cribbs, K Phil Dawson, T Joe Thomas. 2014 — TE Jordan Cameron, WR Josh Gordon, G Joe Haden, C Alex Mack, T Joe Thomas, S T.J. Ward. 2015 — S Tashaun Gipson, CB Joe Haden, T Joe Thomas, S Donté Whitner. 2016 — TE Gary Barnidge, C Alex Mack, T Joe Thomas. 2017 — T Joe Thomas. 2018 — LB Joe Schobert. 2019 — G Joel Bitonio, DE Myles Garrett, WR Jarvis Landry, CB Denzel Ward*. 2020 — G Joel Bitonio, RB Nick Chubb, WR Jarvis Landry. 2020 — G Joel Bitonio, RB Nick Chubb, DE Myles Garrett. 2021 — G Joel Bitonio, RB Nick Chubb, DE Myles Garrett, G Wyatt Teller, CB Denzel Ward.

(Year indicates the year in which Pro Bowl game was played.) *denotes rookie

STAFF

PLAYERS

2021 SEASON

HISTORY

RECORDS

GAME DAY

PRO BOWL SELECTIONS BY PLAYER

Player (Pos.)	Total (Years)
Adams, Tony (FB)	2 (1951, 1952)
Anderson, Derek (QB)	1 (2008)
Banks, Chip (LB)	4 (1983, 1984, 1986, 1987)
Barnes, Erich (DB)	1 (1969)
Barnidge, Gary (TE)	1 (2016)
Bitonio, Joel (G)	4 (2019-22)
Brewer, Johnny (LB)	1 (1967)
Brewster, Darrel (E/WR)	2 (1956, 1957)
Brown, Jim (FB)	9 (1958-66)
Burnett, Rob (DE)	1 (1995)
Cameron, Jordan (TE)	1 (2014)
Carpenter, Ken (HB)	1 (1952)
Chubb, Nick (RB)	3 (2020-22)
Collins, Gary (FL/WR)	2 (1966, 1967)
Colo, Don (T)	3 (1955, 1956, 1959)
Cribbs, Joshua (KR)	3 (2008, 2010, 2013)
Darden, Thom (S)	1 (1979)
Davis, Ben (CB)	1 (1973)
Dawson, Phil (K)	1 (2013)
DeLamielleure, Joe (G)	1 (1981)
DeLeone, Tom (C)	2 (1980, 1981)
Dieken, Doug (T)	1 (1981)
Dixon, Hanford (CB)	3 (1987, 1988, 1989)
Edwards, Brayton (WR)	1 (2008)
Fiss, Galen (LB)	2 (1963, 1964)
Ford, Len (DE)	4 (1952, 1953, 1954, 1955)
Gain, Bob (DT/DE)	5 (1958, 1959, 1960, 1962, 1963)
Garrett, Myles (DE)	3 (2019, 2021-22)
Gatski, Frank (C)	1 (1957)
Gibron, Abe (G)	4 (1953, 1954, 1955, 1956)
Gillom, Horace (E/WR)	1 (1953)
Gipson, Tashaun (S)	1 (2015)
Glass, Bill (DE)	4 (1963, 1964, 1965, 1968)
Golic, Bob (NT)	3 (1986, 1987, 1988)
Gordon, Josh (WR)	1 (2014)
Graham, Otto (QB)	5 (1951, 1952, 1953, 1954, 1955)
Green, Ernie (FB)	2 (1967, 1968)
Gregory, Jack (DE)	1 (1970)
Groza, Lou (T)	9 (1951-56, 1958-60)
Haden, Joe (CB)	2 (2014, 2015)
Hickerson, Gene (G)	6 (1966, 1967, 1968, 1969, 1970, 1971)
Hoaglin, Fred (C)	1 (1970)
Hoard, Leroy (FB)	1 (1995)
Houston, Jim (LB)	4 (1965, 1966, 1970, 1971)
Humble, Weldon (G)	1 (1951)
Hunter, Art (C)	1 (1960)
Jagade, Harry (FB)	2 (1954, 1955)
James, Tommy (HB)	1 (1954)
Johnson, Mike (LB)	2 (1990, 1991)
Johnson, Pepper (LB)	1 (1995)
Johnson, Walter (DT)	3 (1968, 1969, 1970)
Jones, Dub (HB)	2 (1952, 1953)
Kellermann, Ernie (DB)	1 (1969)
Kelly, Leroy (HB)	6 (1967, 1968, 1969, 1970, 1971, 1972)
Konz, Ken (HB)	1 (1956)
Kosar, Bernie (QB)	1 (1988)
Landry, Jarvis (WR)	2 (2019, 2020)
Lavelli, Dante (E/WR)	3 (1952, 1954, 1955)
Mack, Alex (C)	3 (2011, 2014, 2016)
Mack, Kevin (RB)	2 (1986, 1988)
Matthews, Clay (LB)	4 (1986, 1988, 1989, 1990)
McCormack, Mike (T)	5 (1957, 1958, 1961, 1962, 1963)
McNeil, Gerald (KR)	1 (1988)
Metcalf, Eric (KR)	2 (1994, 1995)
Michaels, Walt (LB)	4 (1957, 1958, 1959, 1960)
Miller, Jamir (LB)	1 (2002)
Minnifield, Frank (CB)	4 (1987, 1988, 1989, 1990)
Mitchell, Bobby (HB)	1 (1961)
Modzelewski, Dick (DT)	1 (1965)
Morin, Milt (TE)	2 (1969, 1972)
Morrison, Fred (FB)	1 (1956)
Morrow, John (C)	2 (1962, 1964)
Motley, Marion (FB)	1 (1951)
Nelsen, Bill (QB)	1 (1970)
Newsome, Ozzie (TE)	3 (1982, 1985, 1986)
Parrish, Bernie (DB)	2 (1961, 1964)
Paul, Don (S)	3 (1957, 1958, 1959)
Perry, Michael Dean (NT)	5 (1990, 1991, 1992, 1994, 1995)
Plum, Milt (QB)	2 (1961, 1962)
Pontbriand, Ryan (LS)	2 (2008, 2009)
Pruitt, Greg (KR-RB)	4 (1974, 1975, 1977, 1978)
Pruitt, Mike (RB)	2 (1980, 1981)
Renfro, Ray (HB)	3 (1954, 1958, 1961)
Risien, Cody (T)	2 (1987, 1988)
Rogers, Shaun (DT)	1 (2009)
Ryan, Frank (QB)	3 (1965, 1966, 1967)
Schafrath, Dick (T)	6 (1964, 1965, 1966, 1967, 1968, 1969)
Schobert, Joe (LB)	1 (2018)
Scott, Clarence (CB)	1 (1974)
Sherk, Jerry (DT)	4 (1974, 1975, 1976, 1977)
Sipe, Brian (QB)	1 (1981)
Slaughter, Webster (WR)	1 (1990)
Smith, Jim Ray (G)	5 (1959, 1960, 1961, 1962, 1963)
Speedie, Mac (E/WR)	2 (1951, 1953)
Teller, Wyatt (G)	1 (2022)
Thomas, Joe (T)	10 (2008-17)
Turner, Eric (S)	1 (1995)
Ward, Denzel (CB)	2 (2019, 2022)
Ward, T.J. (S)	1 (2014)
Warfield, Paul (WR)	3 (1965, 1969, 1970)
Whitner, Dontie (S)	1 (2015)
Wiggins, Paul (DE)	2 (1966, 1968)
Willis, Bill (G)	3 (1951, 1952, 1953)
Winslow, Kellen (TE)	1 (2008)

(Year indicates the year in which Pro Bowl game was played.)

STAFF
PLAYERS
2021 SEASON
HISTORY
RECORDS
GAME DAY

TEAM AWARD WINNERS

ED BLOCK COURAGE AWARD

An annual recognition to the athlete who exemplifies the qualities of courage, compassion, commitment and community service, named after Ed Block, the former head athletic trainer of the Baltimore Colts.

1984	WR Willis Adams
1985	DE Carl Hairston
1986	TE Ozzie Newsome
1987	RB Earnest Byner
1988	LB Eddie Johnson
1989	T Cody Risien
1990	RB Kevin Mack
1991	CB Mark Harper
1992	WR Lawyer Tillman
1993	WR Patrick Rowe
1994	LB Carl Banks
1995	DB Bennie Thompson
1999	DE Derrick Alexander
2000	LB Jamir Miller
2001	OG Jeremy McKinney
2002	TE Mark Campbell
2003	DL Courtney Brown
2004	RB Lee Suggs
2005	LB Kenard Lang
2006	K Phil Dawson
2007	DB Gary Baxter
2008	WR Joe Jurevicius
2009	WR Mike Furrey
2010	LB Eric Barton
2011	LB D'Qwell Jackson
2012	P Reggie Hodges
2013	DB T.J. Ward
2014	DL Desmond Bryant
2015	OL Alex Mack
2016	DB Joe Haden
2017	OL Kevin Zeitler
2018	DB Terrance Mitchell
2019	DB Justin Burris
2020	RB Nick Chubb
2021	S Grant Delpit

ART ROONEY

SPORTSMANSHIP AWARD

An annual honor started in 2014 for players who exemplify outstanding sportsmanship on the field. The award was created in honor of the late Art Rooney, Sr.

2014	DB Joe Haden
2015	QB Josh McCown
2016	OL Joe Thomas
2017	OL Joe Thomas*
2018	OL Joel Bitonio
2019	RB Nick Chubb
2020	RB Nick Chubb
2021	RB Nick Chubb

*Denotes NFL Finalist

MAURICE BASSETT AWARD

Named in 1985 in honor of RB Maurice Bassett, who played for the Browns from 1954-56, and given to the Browns' most outstanding rookie in training camp as voted by the media.

1985	DT David Morrill
1986	DE Ralph Malone
1987	FB Tim Manoa
1988	DB Brian Washington
1989	DE Andrew Stewart

1990	DE Rob Burnett
1991	WR Michael Jackson
1992	RB Tommy Vardell
1993	C Steve Everitt
1994	DB Antonio Langham
1995	QB Eric Zeier
2001	DB Anthony Henry
2002	LB Kevin Bentley
2003	WR C.J. Jones
2004	QB Luke McCown
2005	QB Charlie Frye
2006	RB Jerome Harrison
2007	DB Eric Wright
2008	LB Alex Hall
2009	RB James Davis
2010	DB T.J. Ward
2011	WR Greg Little
2012	QB Brandon Weeden
2013	LB Barkevious Mingo
2014	LB Christian Kirksey
2015	DL Danny Shelton
2016	DL Carl Nassib
2017	DL Myles Garrett
2018	QB Baker Mayfield
2019	LB Mack Wilson
2020	TE Harrison Bryant
2021	CB Greg Newsome

WALTER PAYTON MAN OF THE YEAR AWARD

Named in 1999 after Walter Payton, this honor recognizes a player's off-the-field community service as well as his playing excellence.

1999	OG Jim Pyne
2000	LB Jamir Miller
2001	LB Wali Rainer
2002	RB Jamel White
2003	QB Kelly Holcomb
2004	DE Kenard Lang
2005	QB Trent Duffer
2006	QB Charlie Frye
2007	WR Brayton Edwards
2008	K Phil Dawson
2009	WR Mike Furrey*
2010	OL Joe Thomas
2011	WR Joshua Cribbs
2012	OL Joe Thomas*
2013	LB Jabaal Sheard
2014	LB Craig Robertson
2015	TE Gary Barnidge
2016	OL Joe Thomas
2017	TE Randall Telfer
2018	LB Christian Kirksey
2019	WR Jarvis Landry
2020	DE Myles Garrett
2021	CB Denzel Ward

*Denotes NFL Finalist

SALUTE TO SERVICE AWARD

An annual honor started in 2013 for coaches, active and retired players, and team executives and personnel who best demonstrate support for the military community.

2013	LB D'Qwell Jackson
2014	OL Alex Mack
2015	OL Alex Mack
2016	OL Joe Thomas
2017	OL Joe Thomas
2018	OL Joe Thomas

2019	GM John Dorsey
2020	FB Andy Janovich
2021	QB Baker Mayfield

PRO FOOTBALL WRITERS OF AMERICA DINO LUCARELLI "GOOD GUY" AWARD

Given annually to the player to reward him for his cooperation with the media and for the way a player carries himself in the community and with his teammates.

2001	QB Tim Couch
2002	DB Corey Fuller
2003	OL Shaun O'Hara
2004	DB Daylon McCutcheon
2005	C Jeff Faine
2006	DB Brian Russell
2007	K Phil Dawson
2008	DB Brandon McDonald
2009	LB David Bowens
2010	OL Joe Thomas
2011	DB Mike Adams
2012	LB D'Qwell Jackson
2013	OL Joe Thomas
2014	QB Brian Hoyer
2015	QB Josh McCown
2016	LB Christian Kirksey
2017	OL Joel Bitonio
2018	OL Joel Bitonio
2019	DL Sheldon Richardson
2020	DL Larry Ogunjobi
2021	G Joel Bitonio/DE Myles Garrett

PRO FOOTBALL WRITERS OF AMERICA JOE THOMAS AWARD - PLAYER OF THE YEAR

Given annually to the team's MVP as voted on by the local PFWA. The award was re-named in 2018 after perennial Pro Bowler Joe Thomas.

2001	LB Jamir Miller
2002	RB William Green
2003	LB Andra Davis
2004	SS Robert Griffith
2005	RB Reuben Droughns
2006	LB Kamerion Wimbley
2007	QB Derek Anderson
2008	DL Shaun Rogers
2009	WR Joshua Cribbs
2010	RB Peyton Hillis
2011	LB D'Qwell Jackson
2012	K Phil Dawson
2013	WR Josh Gordon
2014	OL Joe Thomas
2015	TE Gary Barnidge
2016	OL Joe Thomas
2017	RB Duke Johnson Jr.
2018	QB Baker Mayfield
2019	RB Nick Chubb
2020	DE Myles Garrett
2021	DE Myles Garrett

ALL-TIME ROSTER

A

Abdullah, Hamza (DB) Washington State	#2008
Abdullah, Rahim (LB) Clemson	1999-00
Abdul-Jabbar, Karim (RB) UCLA	1999
Abrams, Bobby (LB) Michigan	1992
Acho, Emmanuel (LB) Texas	#2012
Adamle, Tony (LB) Ohio State	1947-51, 1954
Adams, Chet (T) Ohio University	1946-48
Adams, Keith (LB) Clemson	2007
Adams, Mike (DB) Delaware	2007-11
Adams, Pete (G) Southern California	1974, 1976
Adams, Stefan (DB) Auburn	1990
Adams, Titus (DL) Nebraska	#2009, 2010
Adams, Vashone (DB) Eastern Michigan	1995
Adams, Willis (WR) Houston	1979-85
Agase, Alex (G) Illinois	1948-51
Agnew, Ray (FB) Southern Illinois	2014
Aiken, Sam (WR) North Carolina	2010
Akins, Al (RB) Washington State	1946
Akins, Chris (DB) Arkansas Pine-Bluff	2001-02
Aldridge, Allen (DE) Prairie View	1974
Alexander, Eric (LB) Louisiana State	2010
Alexander, Derrick (WR) Michigan	1994-95
Alexander, Derrick (DL) Florida State	1999
Alexander, Dominique (LB) Oklahoma	2016-17
Alford, Mario (WR) West Virginia	2016
Ali, Charles (FB) Arkansas Pine-Bluff	2007-08
Allen, Brian (CB) Utah	#2021
Allen, Ermal (QB) Kentucky	1947
Allen, Greg (RB) Florida State	1985
Allen, Jake (WR) Mississippi College	2009
Alston, Richard (WR) East Carolina	2004
Aizado, Lyle (DE) Yankton	1979-81
Ambrose, Dick (LB) Virginia	1975-83, #1984
Amstutz, Joe (C) Indiana	1957
Anderson, Derek (QB) Oregon State	#2005, 2006-09
Anderson, Preston (DB) Rice	1974
Anderson, Stuart (LB) Virginia	1984
Andrews, Billy (LB) Southeastern Louisiana	1967-74
Andruzzi, Joe (OL) South Connecticut State	2005-06
Anko, Eli (DT) UCLA	2019
Armstrong, Ray-Ray (LB) Miami (Fla.)	2018
Armstrong, Quincy (C) North Texas	1954
Arvie, Herman (OL) Grambling	1993-95
Askin, John (G) Notre Dame	*1987
Athas, Pete (DB) Tennessee	1975
Atkins, Doug (DE) Tennessee	1953-54
Atkinson III, George (RB) Notre Dame	2006
Aubrey, Josh (DB) Stephen F. Austin	2013
Austin, Miles (WR) Monmouth	2014
Avery, Genard (LB) Memphis	2018-19

B

Baab, Mike (C) Texas	1982-87, 1990-91
Bademosi, Johnson (DB) Stanford	2012-15
Babich, Bob (LB) Miami (Ohio)	1973-78
Bahr, Matt (K) Penn State	1981-89
Bailey, Alvin (OL) Arkansas	2016
Baker, Al (DE) Colorado State	1987, 1989-90
Baker, Sam (P-K) Oregon State	1960-61
Baker, Edwin (RB) Michigan State	2013
Baker, Tony (RB) East Carolina	1986, 1988
Baldwin, Keith (DE) Texas A&M	1982-85
Baldwin, Randy (RB) Mississippi	#1991-94
Ball, Jerry (DT) Southern Methodist	1993, 1999
Bandison, Romeo (DL) Oregon	#1994-95
Banker, Ted (G) Southeast Mississippi State	1989
Banks, Carl (LB) Michigan State	1994-95
Banks, Chip (LB) Southern California	1982-86
Banks, Fred (WR) Liberty	1985
Banks, Robert (DE) Notre Dame	1989-90
Banner, Zach (OL) Southern California	2017
Barclay, Chris (RB) Wake Forest	#2006
Barisich, Carl (DT) Princeton	1973-75
Barker, Chris (OL) Nevada	#2017
Barker, Roy (DE) North Carolina	1999
Barnes, Eric (DB) Purdue	1965-71
Barnes, Rashidi (DB) Colorado	2000
Barnett, Harlon (S) Michigan State	1990-92

Barnett, Vincent (S) Arkansas State	*1987
Barney, Eppie (WR) Iowa State	1967-68
Barnidge, Gary (TE) Louisville	2013-16
Bartel, Richard (QB) Tarleton State	#2008
Barton, Eric (LB) Maryland	2009-10
Bassett, Maurice (RB) Langston	1954-56
Bates, Michael (WR/KR) Arizona	1995
Bates, Phil (WR) Ohio University	#2014
Battle, Jim (DE) Southern University	1966
Baugh, Tom (C) Southern Illinois	1989
Bavaro, Mark (TE) Notre Dame	1992
Baxter, Gary (DB) Baylor	2005-06, #2007
Beach, Walter (DB) Central Michigan	1963-66
Beamon, Autry (DB) East Texas State	1980-81
Beasley, Chad (OT) Virginia Tech	2002-2003
Beauford, Clayton (WR) Auburn	*1987
Beckham Jr., Odell (WR) Louisiana State	2019-21
Bedell, Brad (OL) Colorado	2000-01
Bedosky, Mike (OL) Missouri	#1994
Belk, Rocky (WR) Miami (Fla.)	1983
Bell, Beau (LB) UNLV	2008
Bell, Mike (RB) Arizona	2010
Bell, Terry (WR) Indiana State	*1987
Bello, B. J. (LB) Illinois State	2017
Benard, Marcus (LB) Jackson State	2009-11, #2012
Benjamin, Travis (WR) Miami (Fla.)	2012-15
Bentley, Kevin (LB) Northwestern	2002-2004
Bentley, LeCharles (OL) Ohio State	#2006, #2007
Benton, Elijah (S) Liberty	2020
Benz, Larry (DB) Northwestern	1963-65
Bernstein, Alex (OL) Amherst	#1999
Berry, Aaron (DB) Pittsburgh	2001-04
Berry, Latin (DB) Oregon	1991-92
Bess, Davone (WR) Hawaii	2013
Best, Greg (S) Kansas State	1984
Bettridge, Ed (LB) Bowling Green	1964
Beutler, Tom (LB) Toledo	1970
Bibbs, E. J. (TE) Iowa State	2015
Biedermann, Leo (T) California	1978
Billings, Andrew (DT) Baylor	@2020-21
Bishop, Harold (TE) Louisiana State	1995
Bitonio, Joel (OL) Nevada	2014-21
Black, James (RB) Akron	1984
Blandin, Ernie (T) Tulane	1946-47
Blaylock, Anthony (DB) Winston-Salem State	1988-91
Bloch, Ray (T) Ohio University	#1981
Bobo, Orlando (G) Northeast Louisiana	1999
Bockwoldt, Colby (LB) Brigham Young	2007
Bodden, Leigh (DB) Duquesne	2003-07
Boddy-Calhoun, Breian (DB) Minnesota	2016-18
Boedeker, Bill (RB) No College	1947-49
Bogotay, Brandon (K) Georgia	#2013
Bolden, Leroy (RB) Michigan State	1958-59
Bolden, Ricky (T) Southern Methodist	1984-89
Bolton, Ron (DB) Norfolk State	1976-82
Bolzan, Scott (T) Northern Illinois	#1985
Booth, Issac (DB) California	1994-95
Booty, Josh (QB) Louisiana State	#2001-03
Borton, John (QB) Ohio State	1957
Bosley, Keith (OT) Eastern Kentucky	*1987
Bostic, Keith (DB) Michigan	1990
Bowe, Dwayne (WR) Louisiana State	2015
Bowens, David (LB) Western Illinois	2009-10
Bowers, R. J. (FB) Grove City (Pa.)	2002-03
Bowie, Michael (OL) Northeastern State	#2014, #2015
Boyer, Brant (LB) Arizona	2001-03
Bradley, Harold (G) Iowa	1954-56
Bradley, Henry (DT) Alcorn State	1979-82
Bradley, Ja'Marcus (WR) Louisiana-Lafayette	2020-21
Brady, Donny (DB) Wisconsin	1995
Braggs, Stephen (DB) Texas	1987-91
Brandon, David (LB) Memphis State	1991-93
Brannon, Robert (DE) Arkansas	*1987
Brantley, Caleb (DL) Florida	2017
Braziel, Larry (CB) Southern California	1982-85
Brennan, Brian (WR) Boston College	1984-91
Brewer, Johnny (TE-LB) Mississippi	1961-67
Brewster, Darrel (WR) Purdue	1952-58
Briggs, Bob (DE) Heidelberg	1971-73

START
PLAYERS
2021 SEASON
HISTORY
RECORDS
GAME DAY

Brinkman, Charles (WR) Louisville	1972
Britt, Kenny (WR) Rutgers	2017
Brohm, Jeff (QB) Louisville	#2000
Bronson, Josiah (DT) Washington	2021
Brooks, Clifford (DB) Tennessee State	1972-74
Brooks, James (RB) Auburn	1992
Brown, Bobby (WR) Notre Dame	2000
Brown, Courtney (DE) Penn State	2000-04
Brown, Dean (DB) Fort Valley State	1969
Brown, Dee (RB) Syracuse	2004
Brown, Eddie (DB) Tennessee	1974-75
Brown, Evan (C) Southern Methodist	2020
Brown, James (OL) Virginia State	2000
Brown, Jim (RB) Syracuse	1957-65
Brown, John (T) Syracuse	1962-66
Brown, Ken (RB) No College	1970-75
Brown, Lomas (T) Florida	1999
Brown, Orlando (T) South Carolina State	1994-95, 1999
Brown, Pharaoh (TE) Oregon	2018-19
Brown, Preston (KR) Vanderbilt	1984
Brown, Ralph (DB) Nebraska	2006
Brown, Richard (LB) San Diego State	1991-92
Brown, Sheldon (DB) South Carolina	2010-12
Brown, Stan (WR) Purdue	1971
Brown, Terry (DB) Oklahoma State	1976
Brown, Thomas (RB) Georgia	#2009
Brown, Thomas (DE) Baylor	1981, 1983
Brown, Titus (LB) Mississippi State	2008-11
Bryant, Antonio (WR) Pittsburgh	2004-05
Bryant, Armonny (DL) East Central (Okla.)	2013-15, #2016
Bryant, Brandy (DT) Florida Atlantic	2019
Bryant, Desmond (DL) Harvard	2013-15, #2016
Bryant, Harrison (TE) Florida Atlantic	2020-21
Buben, Mark (DT) Tufts	1982
Buchanan, Charles (DE) Tennessee State	1988
Buczkowski, Bob (DL) Pittsburgh	1990
Buehler, George (G) Stanford	1978-79
Bumgardner, Rex (RB) West Virginia	1950-52
Bundra, Mike (DT) Southern California	1964
Bundren, Jim (C) Clemson	1999-00
Burgess Jr., James (LB) Louisville	2017-18
Burley, Marcus (DB) Delaware	2016
Burnett, Chester (LB) Arizona	2000
Burnett, Morgan (S) Georgia Tech	2019
Burnett, Rob (DE) Syracuse	1990-95
Burrell, Clinton (DB) Louisiana State	1979-84
Burris, Justin (DB) N.C. State	2018-19
Burton, Leonard (OL) South Carolina	#1991
Bush, Devin (DB) Florida State	2001-02
Butler, Dave (LB) Notre Dame	*1987
Butler, Kelly (OT) Purdue	2006, #2007
Butler, Rashad (OL) Miami (Fla.)	2013
Butler, Ray (WR) Southern California	#1989
Byner, Earnest (RB) East Carolina	1984-88, 1994-95
Byrd, LaRon (WR) Miami (Fla.)	2014
C	
Cager, Lawrence (WR) Georgia	2021
Caldwell, Mike (LB) Middle Tennessee State	1993-95
Caldwell, Trey (DB) Louisiana Monroe	2016
Caleb, Jamie (RB) Grambling	1960, 1965
Callahan, Joe (QB) Wesley College	#2016
Callaway, Antonio (WR) Florida	2018-19
Cameron, Jordan (TE) Southern California	2011-14
Cameron, Ronnie (DL) Hofstra	#2012
Camp, Reggie (DE) California	1983-87
Campbell, Ibraheim (DB) Northwestern	2015-17
Campbell, Jason (QB) Auburn	2013
Campbell, Lang (QB) William & Mary	#2006
Campbell, Mark (TE) Michigan	1999-02
Campbell, Milt (RB) Indiana	1957
Capers, James (LB) Central Michigan	*1987
Carder, Tank (LB) Texas Christian	2012-16, #2017
Carlson, Stephen (TE) Princeton	2019-20, #2021
Carollo, Joe (T) Notre Dame	1972-73
Carpenter, Ken (RB) Oregon State	1950-53
Carpenter, Lew (RB) Arkansas	1957-58
Carpenter, Preston (RB) Arkansas	1956-59
Carraway, Stanley (WR) West Texas State	*1987
Carreker, Vince (DB) Cincinnati	*1987
Carrie, T.J. (DB) Ohio	2018-19

Carrier, Mark (WR) Nicholls State	1993-94
Carter, Alex (DE) Tennessee State	*1987
Carter, Dyshod (DB) Kansas State	2001, 2004
Carter, Tim (WR) Auburn	2007
Carver, Dale (LB) Georgia	1983
Cassady, Howard (RB) Ohio State	1962
Cash, Jeremy (LB) Duke	#2017
Catlin, Tom (LB) Oklahoma	1953-54, 1957-58
Caylor, Lowell (DB) Miami (Ohio)	1964
Chambers, Kirk (OL) Stanford	2004-05
Chanoine, Roger (OL) Temple	1999-02
Chapman, Lamar (DB) Kansas State	2000-01
Charles, Orson (TE/FB) Georgia	2018
Charlton, Clifford (LB) Florida	1988-89
Cherokee, George (G) Ohio State	1946
Chiaverini, Darrin (WR) Colorado	1999-00
Childress, Freddie (T) Arkansas	1992
Christensen, Jeff (QB) Eastern Illinois	*1987
Chubb, Nick (RB) Georgia	2018-21
Cieslak, Brad (TE) Northern Illinois	2008
Clancy, Sam (DE) Pittsburgh	1985-88
Clark, Monte (T) Southern California	1963-69
Clarke, Frank (WR) Colorado	1957-59
Clarke, Leon (WR) Southern California	1960-62
Clayborn, Adrian (DE) Iowa	2020
Clayborn, Raymond (CB) Texas	1990-91
Claybrooks, DeVone (DL) East Carolina	2001
Claybrooks, Felipe (DL) Georgia Tech	2001-03
Clayton, Thomas (RB) Kansas State	2010-11
Cline, Ollie (RB) Ohio State	1948
Clowney, Jadeveon (DE) South Carolina	2021
Coates, Shammie (WR) Auburn	2017
Coates, Sherrod (LB) Western Kentucky	2003-04
Cockroft, Don (K-P) Adams State	1968-80
Colbert, Adrian (S) Miami (Fla.)	2021
Colclough, Ricardo (DB) Tusculum	#2007
Cole, Emerson (RB) Toledo	1950-52
Coella, Tom (P-DB) Canisius	1946-48
Coleman, Corey (WR) Baylor	2016-17
Coleman, Cosey (OL) Tennessee	2005-06
Coleman, Greg (P) Florida A&M	1977
Coleman, Kenyon (DL) UCLA	2009-10
Coleman, Shon (OL) Auburn	2016-17
Coley, Trevon (DL) Florida Atlantic	2017-18
Colinet, Stalin (DL) Boston College	1999-01
Collins, Gary (WR-P) Maryland	1962-71
Collins Sr., Jamie (LB) Southern Mississippi	2016-18
Collins, Javier (OL) Northwestern	#2004
Collins, Jed (TE) Washington State	#2008
Collins, Larry (RB) Texas A&I	1978
Collins, Ryan (TE) St. Thomas	#1999
Collins, Shawn (WR) Northern Arizona	1992
Colman, Doug (LB) Nebraska	2000
Colo, Don (T) Brown	1953-58
Colquitt, Britton (P) Tennessee	2016-18
Colquitt, Dustin (P) Tennessee	2021
Conjar, Larry (RB) Notre Dame	1967
Conklin, Jack (T) Michigan State	2020-21
Connolly, Ted (G) Tulsa	1963
Conover, Frank (DL) Syracuse	1991
Contz, Bill (T) Penn State	1983-86
Conway, Brett (K) Penn State	2003
Cook, Damion (OL) Bethune-Cookman	2004
Cooks, Johnie (LB) Mississippi State	1991
Coons, Travis (K) Washington	2015
Cooper, Jonathan (OL) North Carolina	2016
Cooper, Josh (WR) Oklahoma State	2012-13
Cooper, Scott (DE) Kearney State	*1987
Cooper, Xavier (DL) Washington State	2015-16
Copeland, Jim (G) Virginia	1967-74
Coppage, Alton (DE) Oklahoma	1946
Corbett, Austin (OL) Nevada	2018-19
Cornell, Bo (RB) Washington	1971-72
Costanzo, Blake (LB) Lafayette	2009-10
Costello, Vince (LB) Ohio University	1957-66
Cotton, Fest (DT) Dayton	1972
Cotton, Marcus (LB) Southern California	1990
Couch, Tim (QB) Kentucky	1999-03
Cousin, Terry (DB) South Carolina	2008
Cousineau, Tom (LB) Ohio State	1982-85

Cousins, Oniel (OL) UTEP.....	2011-13
Cowan, Bob (RB) Indiana.....	1947-48
Cowher, Bill (LB) North Carolina State.....	1980-82
Cox, Arthur (TE) Texas South.....	1991
Cox, Bryan (DE) Florida.....	2019
Cox, Steve (P-K) Arkansas.....	1981-84
Craig, Neal (DB) Fisk.....	1975-76
Craig, Reggie (WR) Arkansas.....	1977
Craven, Bill (DB) Harvard.....	1976
Crawford, Mike (RB) Arizona State.....	*1987
Crawford, Tim (LB) Texas Tech.....	*1987
Crespino, Bob (WR) Mississippi.....	1961-63
Crews, Ron (DE) Nevada-Las Vegas.....	1980
Cribbs, Joshua (WR) Kent State.....	2005-12
Crocker, Chris (DB) Marshall.....	2003-05
Crosby, Cleveland (DE) Arizona.....	*1980
Crowell, Isaiah (RB) Alabama State.....	2014-17
Cundiff, Billy (K) Drake.....	2009, 2013-14
Cureton, Will (QB) East Texas State.....	1975
Currie, Justin (DB) Western Michigan.....	2017
Cvercko, Andy (G) Northwestern.....	1963

D

Dahl, Bob (OL) Notre Dame.....	1992-95
Daniell, Jim (C) Ohio State.....	1946
Daniels, Travis (DB) Louisiana State.....	2008
Danielson, Gary (QB) Purdue.....	1985, 1987-88
Dansby, Karlos (LB) Auburn.....	2014-15
Darden, Thom (DB) Michigan.....	1972-74, 1976-81
Darrow, Barry (T) Montana.....	1974-78
Davis, Andra (LB) Florida.....	2002-08
Davis, Andre (WR) Virginia Tech.....	2002-04
Davis, Austin (QB) Southern Mississippi.....	2015
Davis, Ben (DB) Defiance.....	1967-68, 1970-73
Davis, Bruce (WR) Baylor.....	1984
Davis, Carl (DL) Iowa.....	2018
Davis, Connor (TE) Stony Brook.....	#2021
Davis, Davion (WR) Sam Houston State.....	#2021
Davis, Demario (LB) Arkansas State.....	2016
Davis, Dick (RB) Nebraska.....	1969
Davis, Gary (RB) Cal Poly-SLO.....	*1981
Davis, Hall (DL) Louisiana-Lafayette.....	2012
Davis, James (RB) Clemson.....	2009-10
Davis, Johnny (RB) Alabama.....	1982-86, *1987
Davis, Michael (DE) Cincinnati.....	1995
Davis, Oliver (DB) Tennessee State.....	1977-80
Davis, Reggie (WR) Georgia.....	*2017
Davis, Tae (LB) Chattanooga.....	2019-20
Davis, Willie (DE) Grambling.....	1958-59
Davis, Zola (WR) South Carolina.....	1999
Dawson, Doug (G) Texas.....	1994
Dawson, JaJuan (WR) Tulane.....	2000-01
Dawson, Len (QB) Purdue.....	1960-61
Dawson, Phil (K) Texas.....	1999-2012
Day, Sheldon (DT) Notre Dame.....	2020-21
Dayes, Matthew (RB) North Carolina State.....	2017
Dearth, James (TE) Tarleton State.....	1999
DeLamielleure, Joe (G) Michigan State.....	1980-84
DeLeone, Tom (C) Ohio State.....	1974-84
DeLeone, Tony (P) Kent State.....	*1987
Delhomme, Jake (QB) Louisiana-Lafayette.....	2010
Dellerba, Spiro (RB) Ohio State.....	1947
Delpit, Grant (S) Louisiana State.....	#2020, 2021
DeMar, Enoch (OL) Indiana.....	2003-04
DeMarco, Bob (C) Dayton.....	1972-74
Demarie, John (G-T) Louisiana State.....	1967-75
Denman, Anthony (LB) Notre Dame.....	2001
Dennis, Al (G) Grambling.....	1976-77
Dennison, Doug (RB) Kutztown State.....	1979
Denton, Bob (DT) College of the Pacific.....	1960
Deschaine, Dick (DE) No College.....	1958
Desir, Pierre (DB) Lindenwood.....	2014-15
Detmer, Ty (QB) Brigham Young.....	1999
DeValve, Seth (TE) Princeton.....	2016-18
Devlin, Pat (QB) Delaware.....	#2015
Devries, Jed (OL) Utah State.....	1995
Devrow, Billy (DB) Southern Mississippi.....	1967
Dewar, Jim (RB) Indiana.....	1947
Dickey, Curtis (RB) Texas A&M.....	1985-86
Dieken, Doug (T) Illinois.....	1971-84

Diles, Zac (LB) Kansas State.....	2014
Dilfer, Trent (QB) Fresno State.....	2005
DiManche, Jayson (LB) Southern Illinois.....	2015
Dimler, Rich (DT) Southern California.....	1979
Dinkins, Darnell (TE) Pittsburgh.....	2006-08
Dixon, Gerald (LB) South Carolina.....	1993-95
Dixon, Hanford (CB) Southern Mississippi.....	1981-89
Dockery James (DB) Oregon State.....	2011
Donaldson, Gene (G) Kentucky.....	1953
Dorbeck, Drake (T) Southern Mississippi.....	@2020
Dorsey, Ken (QB) Miami (Fla.).....	2006, #2007, 2008
Dorsey, Nat (OL) Georgia Tech.....	2005-07
Douglas, Derrick (LB) Louisiana Tech.....	1991
Drango, Spencer (OL) Baylor.....	2016-17
Draughn, Shaun (RB) North Carolina.....	2014-15
Dray, Jim (TE) Stanford.....	2014-15
Dressel, Chris (TE) Stanford.....	#1988
Driver, Stacey (RB) Clemson.....	*1987
Droughns, Reuben (RB) Oregon.....	2005-06
Dudley, Brian (S) Bethune Cookman.....	*1987
Dudley, Rickey (TE) Ohio State.....	2001
Duff, Bill (DL) Tennessee.....	1999
Dumont, Jim (LB) Rutgers.....	1984
Dunbar, Jubilee (WR) Southern.....	1974
Duncan, Brian (RB) Southern Methodist.....	1976-77
Duncan, Ron (TE) Wittenberg.....	1967
Dunn, Damon (WR) Stanford.....	1999-00
Dunn, David (WR) Fresno State.....	1999
Dunn, Michael (G) Maryland.....	2020-21
Dutton, Ryan (P), Minnesota State-Mankato.....	#2004

E

Eason, Nick (DL) Clemson.....	2004-06
East, Ron (DE) Montana State.....	1975
Eaton, Chad (DL) Washington State.....	#1995
Echemandu, Adimchinobe (RB) California.....	2004
Echols, Donnie (TE) Oklahoma State.....	*1987
Edwards, Armanti (WR) Appalachian State.....	2013
Edwards, Braylon (WR) Michigan.....	2005-09
Edwards, Earl (DT) Wichita State.....	1976-78
Edwards, Lavar (DL) Louisiana State.....	2017
Edwards, Marc (FB) Notre Dame.....	1999-00
Ekpre-Okomu, Ifo (DB) Oregon.....	#2015
Ekuale, Daniel (DT) Washington State.....	2019
Ekuban, Ebenezer (DE) North Carolina.....	2004
Elam, Abram (DB) Kent State.....	2009-10
Elkins, Mike (QB) Wake Forest.....	*1991
Elliott, Jordan (DT) Missouri.....	2020-21
Ellis, Ken (DB) Southern.....	1977
Ellis, Ray (S) Ohio State.....	1986-87
Ellsworth, Percy (DB) Virginia.....	2000-01
Elston, Trae (DB) Mississippi.....	#2016
Emanuel, Ben (S) UCLA.....	#2006
Engel, Steve (RB) Colorado.....	1970
English, Auston (LB) Oklahoma.....	2011, #2012
Ernster, Paul (P) Northern Arizona.....	2007
Erving, Cameron (OL) Florida State.....	2015-16
Estandia, Greg (TE) UNLV.....	2009-10
Eslinger, Greg (OL) Minnesota.....	#2007
Ethridge, Ray (WR) Pasadena City.....	#1995
Eubanks, Darius (LB) Georgia Southern.....	2013, #2014
Evans, Fred (RB) Notre Dame.....	1946
Evans, Johnny (QB-P) North Carolina State.....	1978-80
Everett, Major (RB) Mississippi College.....	1986, *1987
Everitt, Steve (C) Michigan.....	1993-95

F

Fabiano, Anthony (OL) Harvard.....	2016, 2020
Faine, Jeff (C) Notre Dame.....	2003-05
Fair, Carl (RB) Alabama-Birmingham.....	2001
Fairchild, Greg (G) Tulsa.....	1978
Farren, Paul (T) Boston University.....	1983-91
Faulk, Chris (OL) Louisiana State.....	#2013
Feacher, Ricky (WR) Mississippi Valley.....	1976-84
Fekete, Gene (RB) Ohio State.....	1946
Fells, Darren (TE) California-Irvine.....	2018
Felton, Demetric (RB) UCLA.....	2021
Ferguson, Charley (DE) Tennessee A&I.....	1961
Ferguson, Vagas (RB) Notre Dame.....	1983
Fichtner, Ross (DB) Purdue.....	1960-67

Fields, Tony (LB) West Virginia	2021
Figaro, Cedric (LB) Notre Dame	1991-92
Figurs, Yamon (WR) Kansas State	2010
Fike, Dan (G) Florida	1985-92
Fisk, Jason (DL) Stanford	2005
Fiss, Galen (LB) Kansas	1956-66
Fleming, Don (DB) Florida	1960-62
Flick, Tom (QB) Washington	1984
Flint, Judson (DB) Memphis State	1980-82
Florence, Anthony (DB) Bethune Cookman	1991
Floyd, Chris (FB) Michigan	2000
Floyd, Marquis (DB) West Georgia	#2009
Foggie, Fred (DB) Minnesota	1992
Fontenot, Herman (RB) Louisiana State	1985-88
Fontenot, Therrian (DB) Fresno State	2006
Footman, Dan (DE) Florida State	1993-95
Forbes, Drew (G) Southeast Missouri State	2019, @2020, #2021
Forbes, Marlon (S) Penn State	1999
Ford, Henry (RB) Pittsburgh	1955
Ford, Len (DE) Michigan	1950-57
Forstall, Miller (TE) Alabama	2021
Fort, L.J. (LB) Northern Iowa	2012
Forester, Herschel (G) Southern Methodist	1954-57
Fortune, Elliott (DL) Georgia Tech	#1995
Fowler, Melvin (C) Maryland	2002-04
Fragel, Reid (OL) Ohio State	#2013
Fraleigh, Hank (C) Robert Morris	2006-09
Francies, Coye (DB) San Jose State	2009-10
Francis, Jeff (QB) Tennessee	1990, #1992
Franco, Brian (K) Penn State	*1987
Franklin, Bobby (DB) Mississippi	1960-66
Franks, Elvis (DE) Morgan State	1980-84
Franks, Jordan (TE) Central Florida	2021
Franz, Todd (DB) Tulsa	2000
Fraser, Simon (DL) Ohio State	2005-07
Frederick, Andy (T) New Mexico	1982
Frederick, Mike (DE) Virginia	1995
Freeman, Bob (QB) Auburn	1957-58
Friedman, Lennie (OL) Duke	2006-08
Froholdt, Hjalte (G) Arkansas	2021
Frost, Derrick (P) Northern Iowa	2003-04
Frost, Scott (DB) Nebraska	2001
Frye, Charlie (QB) Akron	2005-07
Fua, Sione (DL) Stanford	2014
Fujita, Scott (LB) California	2010-12
Fuller, Corey (DB) Florida State	1999-02
Fullwood, Brent (RB) Auburn	1990
Fulton, Dan (WR) Nebraska-Omaha	1981-82
Furman, John (QB) Texas-El Paso	1962
Furrey, Mike (WR) Iowa	2009

G

Gabriel, Taylor (WR) Abilene Christian	2014-15
Gain, Bob (DT) Kentucky	1952, 1954-64
Gainer, Derrick (RB) Florida A&M	1990
Gaines, Charles (DB) Louisville	2015
Gaines, E.J. (DB) Missouri	2018
Gaines, Michael (TE) Central Florida	2009
Gaines, Phillip (DB) Rice	2018
Galbraith, Scott (TE) UCLA	1990-92
Garay, Antonio (DL) Boston College	2003
Garcia, Jeff (QB) San Jose State	2004
Garcia, Jim (DE) Purdue	1965
Gardner, Barry (LB) Northwestern	2003-04
Gardocki, Chris (P) Clemson	1999-2003
Garlington, John (LB) Louisiana State	1968-77
Garmon, Kelvin (OL) Baylor	2004
Gartner, Chris (K) Indiana	1974
Garrett, Myles (DL) Texas A&M	2017-21
Gash, Thane (S) East Tennessee State	1988-90
Gatski, Frank (C) Marshall	1946-56
Gaudio, Bob (G) Ohio State	1947-49, 1951
Gault, Don (QB) Hofstra	1970
Gault, Prentice (RB) Oklahoma	1960
Gay, Benjamin (RB) Garden City C.C.	1974
George, Tim (WR) Carson-Newman	2001
German, Jammie (WR) Miami (Fla.)	2001
Gibron, Abe (G) Purdue	1950-56
Gibson, Damon (WR) Iowa	1999
Gibson, Tom (DE) Northern Arizona	1989-90

Gilbert, Garrett (QB) Southern Methodist	2014
Gilbert, Justin (DB) Oklahoma State	2014-15
Gilkey, Garrett (OL) Chadron State	2013
Gillan, Jamie (P) Arkansas Pine-Bluff	2019-21
Gillom, Horace (P-WR) Nevada	1947-56
Gilmore, Corey (RB) San Diego State	*1987
Gipson, Tashaun (DB) Wyoming	2012-15
Glass, Bill (DE) Baylor	1962-68
Glass, Chip (TE) Florida State	1969-73
Goad, Tim (DT) North Carolina	1995
Gocong, Chris (LB) Cal-Poly SLO	2010-11, #2012
Goebel, Brad (QB) Baylor	1992-94
Goins, Robert (S) Grambling	*1987
Golic, Bob (DT) Notre Dame	1982-88
Gonzalez, Joaquin (OT) Miami (Fla.)	2002-04
Gonzalez, Zane (K) Arizona State	2017-18
Goodson, B.J. (LB) Clemson	2020
Goode, Don (LB) Kansas	1980-81
Goosby, Tom (LB) Baldwin-Wallace	1963
Gordon, Amos (DL) Stanford	2004
Gordon, Jason (WR) Baylor	2012-14, #2015, #2016, 2017-18
Gorgal, Ken (DB) Purdue	1950, 1953-54
Goss, Don (DT) Southern Methodist	1956
Gossett, Colby (G) Appalachian State	#2019, @2020
Gossett, Jeff (P) Eastern Illinois	1983, 1985-87
Gradkowski, Bruce (QB) Toledo	2008
Graf, Dave (LB) Penn State	1975-79
Graham, Otto (QB) Northwestern	1946-55
Grant, Orantes (LB) Georgia	2003
Grant, Wes (DE) UCLA	1972
Gray, Geoff (OL) Manitoba	#2017
Gray, MarQueis (TE) Minnesota	2013
Graybill, Mike (OL) Boston University	1999
Grayson, David (LB) Fresno State	*1987-90
Graziani, Tony (QB) Oregon	#2000
Greco, John (OL) Toledo	2011-16
Green, A.J. (CB) Oklahoma State	2020-21
Green, Boyce (RB) Carson-Newman	1983-85
Green, David (RB) Edinboro State	1982
Green, Ernie (RB) Louisville	1962-68
Green, Ron (WR) North Dakota	1967-68
Green, Van (DB) Shaw	1973-76
Green, William (RB) Boston College	2002-05
Greenwood, Don (RB) Illinois	1946-47
Greer, Terry (WR) Alabama State	1986
Gregory, Damian (DT) Illinois State	2002
Gregory, Jack (DE) Delta State	1967-71, 1979
Griffin, Don (CB) Middle Tennessee State	1994-95
Griffin, Kris (LB) Indiana (Pa.)	2007-08
Griffin III, Robert (QB) Baylor	2016
Griffing, Glynn (QB) Mississippi	1964
Griffith, Robert (S) San Diego State	2002-04
Grigg, Forrest (DT) Tulsa	1948-51
Griggs, Anthony (LB) Ohio State	1986-88
Gronkowski, Dan (TE) Maryland	2011
Gross, Al (S) Arizona	1983-87
Groves, George (G) Marquette	1946
Groves, Quentin (LB) Auburn	2013
Groza, Lou (T-K) Ohio State	1946-59, 1961-67
Gruber, Bob (OT) Pittsburgh	1986
Guilbeau, Rusty (LB) McNeese State	1987
Gurley, Tori (WR) South Carolina	2013
Gustin, Porter (DE) Southern California	2019-21

H

Haden, Joe (DB) Florida	2010-16
Hadnot, Rex (OL) Houston	2008-09
Hagg, Eric (DB) Nebraska	2011-12
Haggerty, Johnathan (WR) SW Oklahoma State	2010
Hairston, Carl (DE) Maryland-Eastern Shore	1984-89
Hairston, Stacey (DB) Ohio Northern	1993-94
Haley, Darryl (OL) Utah	*1987-88
Hall, Alex (LB) St. Augustine's	2008-09
Hall, Charlie (LB) Houston	1971-80
Hall, Dana (S) Washington	1995
Hall, Dino (KR-RB) Glassboro State	1979-83
Hall, Marvin (WR) Washington	2020
Hall, Rannell (WR) Central Florida	2015, #2016
Haller, Alan (DB) Michigan State	1992
Ham, Derrick (DL) Miami (Fla.)	2001
Hambrick, Darren (LB) South Carolina	2002

Hamilton, Bobby (DE) Southern Mississippi.....	2007
Hamilton, Justin (DB) Virginia Tech.....	2006
Hamilton, Michael (LB) North Carolina A&T.....	2000
Hamlett, Connor (TE) Oregon State.....	2016
Hance, Blake (G) Northwestern.....	2020-21
Hanic, Caleb (QB) Colorado State.....	#2013
Hannemann, Cliff (LB) Fresno State.....	*1987
Hansen, Brian (P) Sioux Falls.....	1991-93
Hanulak, Chet (RB) Maryland.....	1954, 1957
Harbison, Tre (RB) Charlotte.....	#2021
Hardesty, Montario (RB) Tennessee.....	#2010, 2011-12, #2013
Harper, Mark (CB) Alcorn State.....	1986-90
Harraway, Charley (RB) San Jose State.....	1966-68
Harrington, John (DE) Marquette.....	1946
Harris, Demetrius (TE) Milwaukee.....	2019
Harris, Duriel (WR) New Mexico State.....	1984
Harris, Jon (DE) Virginia.....	#1999
Harris, Josh (QB) Bowling Green.....	#2004
Harris, Marshall (DE) Texas Christian.....	1980-82
Harris, Nick (C) Washington.....	2020-21
Harris, Odie (DB) Sam Houston State.....	1991-92
Harris, Orien (DL) Miami (Fla.).....	2006
Harris, Tim (CB) Virginia.....	2021
Harrison, Arnold (LB) Georgia.....	2009
Harrison, Desmond (OL) West Alabama.....	2018
Harrison, Jerome (RB) Washington State.....	2006-10
Harrison Jr., Ronnie (S) Alabama.....	2020-21
Hartley, Frank (TE) Illinois.....	1994-95
Hartley, Garrett (K) Oklahoma.....	2015
Hartline, Brian (WR) Ohio State.....	2015
Harvey, Willie (LB) Iowa State.....	2019, 2021
Hassell, JT (S) Florida Tech.....	2019
Hawkins, Andrew (WR) Toledo.....	2014-16
Hawkins, Ben (WR) Arizona State.....	1974
Hawkins, Mike (DB) Oklahoma.....	2006
Haye, Jovan (DL) Vanderbilt.....	#2006
Hazel, Matt (WR) Coastal Carolina.....	#2017
Hazel, Paul (LB) Western Michigan.....	2013
Heiden, Steve (TE) South Dakota State.....	2002-09
Heinrich, Keith (TE) Sam Houston State.....	2003-04
Helluin, Jerry (DT) Tulane.....	1952-53
Henry, Anthony (DB) South Florida.....	2001-04
Herring, Hal (LB) Auburn.....	1950-52
Hickerson, Gene (G) Mississippi.....	1958-60, 1962-73
Hicks, Artis (OL) Memphis.....	2011
Higgins, Rashard (WR) Colorado State.....	2016-21
Hilgenberg, Jay (C) Iowa.....	1992
Hill, Brian (RB) Wyoming.....	#2021
Hill, Calvin (RB) Yale.....	1978-81
Hill, Jim (DB) Texas A&M.....	1975
Hill, Madre (RB) Arkansas.....	1999
Hill, Travis (LB) Nebraska.....	1994-95
Hill, Troy (CB) Oregon.....	2021
Hill, Will (S) Bishop College.....	1988
Hilliary, Darius (QB) Wisconsin.....	#2016, 2017
Hilliard, Dontrell (RB) Tulane.....	2018-19
Hilliard, Randy (CB) Louisiana State.....	1990-93
Hillis, Peyton (RB) Arkansas.....	2010-11
Hines, D'Juan (LB) Houston.....	2018
Hoaglin, Fred (C) Pittsburgh.....	1966-72
Hoard, Leroy (RB) Michigan.....	1990-95
Hodge, KhaDarel (WR) Prairie View A&M.....	2019-20
Hodges, Reggie (P) Ball State.....	2009-10, #2011, 2012
Hogan, Kevin (QB) Stanford.....	2016-17
Hoggard, D.D. (CB) North Carolina State.....	1985-87
Hoicomb, Kelly (QB) Middle Tennessee State.....	2001-04
Holden, Steve (WR) Arizona State.....	1973-76
Holdman, Warrick (LB) Texas A&M.....	2004
Holland, Darius (DT) Colorado.....	1999-00
Holland, Jamie (WR) Ohio State.....	1992
Hollins, Alexander (WR) Eastern Illinois.....	#2020
Holloway, Glen (G) North Texas State.....	1974
Holly, Daven (DB) Cincinnati.....	2006-08
Holmes, Earl (LB) Florida A&M.....	2002
Holmes, Tyrone (DL) Montana.....	2016-17
Holohan, Pete (TE) Notre Dame.....	1992
Holt, Harry (TE) Arizona.....	1983-86
Hooker, Fair (WR) Arizona State.....	1969-74
Hooper, Austin (TE) Stanford.....	2020-21
Hooper, Houston (G) Jackson State.....	1993
Hopkins, Thomas (T) Alabama A&M.....	1983

Horn, Alvin (DB) Nevada-Las Vegas.....	*1987
Horn, Don (QB) San Diego State.....	1973
Horvath, Les (RB) Ohio State.....	1949
Housler, Rob (TE) Florida Atlantic.....	2015
Houston, Jim (DE-LB) Ohio State.....	1960-72
Houston, Lin (G) Ohio State.....	1946-53
Howard, Sherman (RB) Nevada.....	1952-53
Howard, Tracy (DB) Miami (Fla.).....	2016
Howell, Mike (DB) Grambling.....	1965-72
Howton, Bill (WR) Rice.....	1959
Hoyer, Brian (QB) Michigan State.....	2013-14
Hubbard, Chris (OL) Alabama-Birmingham.....	2018-21
Hubbard, Paul (WR) Wisconsin.....	#2008
Hudson III, James (T) Cincinnati.....	2021
Hughes III, John (DL) Cincinnati.....	2012-16
Hughlett, Charley (LS) Central Florida.....	#2014, 2015-21
Humble, Weldon (LB) Rice.....	1947-50
Hunt, Bob (RB) Heidelberg.....	1974
Hunt, Kareem (RB) Toledo.....	2019-21
Hunter, Art (C) Notre Dame.....	1956-59
Hunter, Earnest (RB) Southeast Oklahoma State.....	1995-92
Hunter, Pete (DB) Virginia Union.....	2005
Hutchinson, Tom (WR) Kentucky.....	1963-65
Hutchison, Chuck (G) Ohio State.....	1973-75
Huther, Bruce (LB) New Hampshire.....	1981
Hybl, Nate (QB) Oklahoma.....	2003
Hyde, Carlos (RB) Ohio State.....	2018
Hyder, Gaylon (OL) Texas Christian.....	2001
Hynoski, Henry (RB) Temple.....	1975

Ikard, Gabe (OL) Oklahoma.....	#2015, #2016
Ilgenfritz, Mark (DE) Vanderbilt.....	1974
Ingram, Darryl (TE) California.....	1991
Irons, Gerald (LB) Maryland-Eastern Shore.....	1976-79
Irons, Paul (TE) Florida State.....	2005
Isaia, Sale (OL) UCLA.....	#1995
Isbel, Joe Bob (G) Houston.....	1966
Israel, Ron (DB) Notre Dame.....	2003
Ivey, Travis (DL) Maryland.....	2010-14
Ivye, Joey (DT) Florida.....	#2020
Iwuagwu, Cordell (G) Texas Christian.....	#2020

J

Jackson, Alfred (DB) San Diego State.....	1991-92
Jackson, Bill (S) North Carolina.....	1982
Jackson, Blake (WR) Mary-Hardin Baylor.....	#2018
Jackson, Brandon (RB) Nebraska.....	#2011, 2012
Jackson, Corey (DL) Nevada.....	2003-04
Jackson, D'Quell (LB) Maryland.....	2006-09, #2010, 2011-13
Jackson, Darius (RB) Eastern Michigan.....	#2016, #2017
Jackson, Enis (CB) Memphis State.....	*1987
Jackson, Frisman (WR) Western Illinois.....	2002-05
Jackson, James (RB) Miami (Fla.).....	2001-04
Jackson, Joe (DE) Miami (Fla.).....	2020-21
Jackson, Lenzie (WR) Arizona State.....	2000
Jackson, Malik (DT) Tennessee.....	2021
Jackson, Michael (WR) Southern Mississippi.....	1991-95
Jackson, Raymond (DB) Colorado State.....	1999-01
Jackson, Rich (DE) Southern.....	1972
Jackson, Robert (CB) UNLV.....	2019-20
Jackson, Robert E. (G) Duke.....	1975-85
Jackson, Robert L. (LB) Texas A&M.....	1978-81
Jacobs, Benjamin (LB) Fresno State.....	2011
Jacobs, Dave (K) Syracuse.....	1981
Jacobs, Tim (CB) Delaware.....	1993-95
Jaeger, Jeff (K) Washington.....	1987
Jagade, Harry (RB) Indiana.....	1951-53
James, Lynn (WR) Arizona State.....	1991
James, Nathaniel (DB) Florida A&M.....	#1968
James, Tommy (DB) Ohio State.....	1948-55
Jameson, Michael (S) Texas A&M.....	2002-04
Janovich, Andy (FB) Nebraska.....	2020-21
Jefferson, Ben (T) Maryland.....	1990
Jefferson, John (WR) Arizona State.....	1985
Jefferson, Malik (LB) Texas.....	2019
Jenkins, Al (G) Tulsa.....	1969-70
Jennings, Chris (RB) Arizona.....	2009
Jennings, Darius (WR) Virginia.....	2015
Jennings, Brandon (DB) Texas A&M.....	#2001
Johnson, Bill (DL) Michigan State.....	1992-94

Johnson, Cam (LB) Virginia	2015-16
Johnson, Charles (WR) Grand Valley State	#2013
Johnson, Doug (QB) Florida	#2005
Johnson, D'Ernest (RB) South Florida	2019-21
Johnson Jr., Duke (RB) Miami (Fla.)	2015-18
Johnson, Eddie (LB) Louisville	1981-90
Johnson, James-Michael (LB) Nevada	2012
Johnson III, John (S) Boston College	2021
Johnson, Josh (QB) San Diego	2012
Johnson, Kaleb (OL) Rutgers	#2015
Johnson, Kevin (WR) Syracuse	1999-03
Johnson, Kevin (CB) Wake Forest	2020
Johnson, Lawrence (DB) Wisconsin	1979-84
Johnson, Lee (P) Brigham Young	1987-88
Johnson, Malcolm (FB) Mississippi State	2015-16
Johnson, Mark (LB) Missouri	1977
Johnson, Mike (LB) Virginia Tech	1986-93
Johnson, Mitch (T) UCLA	1971
Johnson, Pepper (LB) Ohio State	1993-95
Johnson, Rod (OL) Florida State	#2017
Johnson, Ron (RB) Michigan	1969
Johnson, Tre' (OL) Temple	2001
Johnson, Walter (DT) California State (Los Angeles)	1965-76
Joines, Vernon (WR) Maryland	1989-90
Jones, Bobby (WR) No College	1983
Jones, Dave (WR) Kansas State	1969-71
Jones, Don (DB) Arkansas State	2015-16
Jones, Dub (HB/WR) Tulane	1948-55
Jones, Edgar (RB) Pittsburgh	1946-49
Jones, George (RB) San Diego State	1999
Jones, Homer (WR) Texas Southern	1970
Jones, James (DL) Northern Iowa	1991-94
Jones, Jock (LB) Virginia Tech	1970-71, 1973, 1975-78
Jones, Joe (DE) Tennessee State	1970-71, 1973, 1975-78
Jones, Keith (RB) Nebraska	1989
Jones, Kirk (RB) Nevada-Las Vegas	*1987
Jones, Lenny (DL) Nevada	#2018
Jones, Lenoy (LB) Texas Christian	1999-02
Jones, Marlon (DE) Central State	1987-89
Jones, Ricky (LB) Tuskegee	1977-79
Jones, Sean (DB) Georgia	2005-08
Jones, Selwyn (DB) Colorado State	1993, #1994
Jones, Tony (OT) Western Carolina	1988-95
Jordan, Henry (DT) Virginia	1957-58
Jordan, Homer (QB) Clemson	*1987
Jordan, Mike (DB) Missouri Western State	2017
Joseph, Greg (K) Florida Atlantic	2018
Joseph, Karl (S) West Virginia	2020
Junkin, Mike (LB) Duke	1987-88
Jurevicius, Joe (WR) Penn State	2006-08
Jurkovic, John (DT) Eastern Illinois	1999

K	
Kafentzis, Mark (S) Hawaii	1982
Kalis, Kyle (OL) Michigan	2018, #2019
Kanicki, Jim (DT) Michigan State	1963-69
Kapler, Alex (G) Northwestern	1946-47
Katolin, Mike (C) San Jose State	*1987
Kauric, Jerry (K) Kennedy Collegiate	1990
Keenum, Case (QB) Houston	2020-21
Kellermann, Ernie (DB) Miami (Ohio)	1966-71
Kelley, Chris (TE) Akron	*1987
Kelley, Ethan (DL) Baylor	2005-07
Kelly, John (RB) Tennessee	2021
Kelly, Leroy (RB) Morgan State	1964-73
Kemp, Perry (WR) California (Pa.)	*1987
Kerridge, Joe (FB) Michigan	#2019
Kessler, Cody (QB) Southern California	2016-17
Keyes, Josh (LB) Boston College	2017
Killingus, Cedric (DT) Carson-Newman	#2001
Kinard, Billy (DB) Mississippi	1956
Kinchen, Brian (TE) Louisiana State	1991-95
Kinred, Derrick (DB) Texas Christian	2016-18
King, Andre (WR) Miami (Fla.)	2001-04
King, Deon (LB) Norfolk State	2017
King, Don (T) Kentucky	1954
King, Ed (OL) Auburn	1991-93
King, Eric (DB) Wake Forest	2010
King, Joe (DB) Oklahoma State	1991
Kingrea, Rick (LB) Tulane	1971-72
Kirby, Terry (RB) Virginia	1999

Kirk, Randy (LB) San Diego State	1991
Kirksey, Christian (LB) Iowa	2014-19
Kissell, John (T) Boston College	1950-52, 1954-56
Kitchen, Ishmael'ily (DL) Kent State	2012-14
Kizer, DeShone (QB) Notre Dame	2017
Kolesar, Bob (G) Michigan	1946
Konz, Ken (DB) Louisiana State	1953-59
Kosar, Bernie (QB) Miami (Fla.)	1985-93
Kosikowski, Frank (WR) Notre Dame	1948
Kovaleski, Mike (LB) Notre Dame	*1987
Kramer, Kyle (S) Bowling Green	1989
Kreitling, Rich (WR) Illinois	1959-63
Krerowicz, Mark (G) Ohio State	#1985
Kruger, Paul (LB) Utah	2013-15
Kuechenberg, Rudy (LB) Indiana	1970
Kuehl, Ryan (LS) Virginia	1999-02
Kyle, Jason (LB) Arizona State	1999
Kush, Eric (G) California (Pa.)	2019

L	
Lacy, Bo (OL) Arkansas	#2004
Lahr, Warren (DB) Western Reserve	1948-59
Lamm, Kendall (T) Appalachian State	2019-20
LaMontagne, Noel (OL) Virginia	2000
Landry, Jarvis (WR) Louisiana State	2018-21
Landry, George (RB) Lamar	*1987
Lane, Gary (QB) Missouri	1966-67
Lang, Kenard (DE) Miami (Fla.)	2002-05
Langham, Antonio (CB) Alabama	1994-95, 1999
Langhorne, Reggie (WR) Elizabeth City State	1985-91
Lanning, Spencer (P) South Carolina	2013-14
Lauletta, Kyle (QB) Richmond	#2021
Lauter, Steve (S) San Diego State	*1990-91
Lauvao, Shawn (OL) Arizona State	2010-13
Lavelli, Dante (WR) Ohio State	1946-56
Lawson, Gerard (DB) Oregon State	2008-09
Lawrence, Devaroe (DL) Auburn	2018-19
Lawrence-Stample, Nile (DL) Florida State	#2016
Ledford, Dwayne (OL) East Carolina	#2005
Lee, Andy (P) Pittsburgh	2015
Lee, Barry (C) Grambling	*1987
Lee, Elijah (LB) Kansas State	2020-21
Lee, Marcus (RB) Syracuse	1994
LeCounte III, Richard (S) Georgia	2021
Lefear, Billy (WR) Henderson State	1972-75
Lehan, Michael (DB) Minnesota	2003-05
Leigh, Charles (RB) No College	1968-69
Lemonier, Corey (DB) Auburn	2016
Lengel, Matt (TE) Kentucky	2017
Leonard, Louis (DE) Fresno State	2007-08
Leonhard, Jim (DB) Wisconsin	2014
Leslie, Jordan (WR) Brigham Young	2017
LeVeck, Jack (LB) Ohio University	1946-51
Lewis, Cliff (QB) Duke	1946-51
Lewis, Darryl (TE) Texas-Arlington	1984
Lewis, Dion (RB) Pittsburgh	#2013
Lewis, Jamal (RB) Tennessee	2007-09
Lewis, Leo (PR) Missouri	1990
Lewis, Patrick (OL) Texas A&M	#2013
Lewis, Stan (DE) Wayne State (Neb.)	1975
Lewis, Thaddeus (DB) Duke	#2011, 2012
Lilja, George (G-T) Michigan	1984-86
Linden, Errol (T) Houston	1961
Lindsay, Everett (OL) Mississippi	2000
Lindsay, Dale (LB) Western Kentucky	1965-72
Lingenfeiter, Bob (T) Nebraska	1977
Lingmerth, Goran (K) Northern Arizona	*1987
Little, Earl (DB) Miami (Fla.)	1999-04
Little, Greg (WR) North Carolina	2011-13
Littleton, Jody (LS) Baylor	2005
Lloyd, Dave (LB) Georgia	1959-61
Logan, Dave (WR) Colorado	1976-83
Logan, Ernie (DL) East Carolina	1991-93
London, Tom (DB) North Carolina State	1978
Long, Mel (LB) Toledo	1972-74
Loomis, Ace (RB) LaCrosse State	1952
Louis, Ricardo (WR) Auburn	2016-17, #2018
Lucci, Mike (LB) Tennessee	1962-64
Luck, Terry (QB) Nebraska	1977
Lund, Bill (RB) Case Tech	1946-47
Lyle, Rick (DE) Missouri	1994, #1995

Lyons, Robert (S) Akron.....1989

M

Maceau, Mel (C) Marquette.....1946-48
 Macerelli, John (G) St. Vincent.....1956
 Mack, Alex (C) California.....2009-15
 Mack, Kevin (RB) Clemson.....1985-93
 Maddox, Nick (RB) Florida State.....2003
 Madison, Anthony (DB) Alabama.....2009
 Madsen, John (TE) Utah.....2008
 Magee, Brandon (LB) Arizona State.....2013
 Maiava, Kaluka (LB) Southern California.....2009-12
 Majors, Bobby (DB) Tennessee.....1972
 Maibrough, Anthony (DB) Texas Tech.....2000
 Malone, Ralph (DE) Georgia Tech.....1986
 Malveaux, Cameron (DE) Houston.....2020
 Manoa, Tim (FB) Penn State.....1987-89
 Manziel, Johnny (QB) Texas A&M.....2014-15
 Marangi, Gary (QB) Boston College.....#1977
 Marecic, Owen (FB) Stanford.....2011-12
 Markway, Kyle (TE) South Carolina.....#2020
 Marshall, Dave (LB) Eastern Michigan.....1984
 Marshall, Jim (DE) Ohio State.....1960
 Martin, Eric (LB) Nebraska.....2013-14
 Martin, Jamie (QB) Weber State.....#1999
 Martin, Jim (DT) Notre Dame.....1950
 Martin, Marcus (OL) Southern California.....#2017
 Mason, Larry (RB) Troy State.....*1987
 Massaquoi, Mohamed (WR) Georgia.....2009-12
 Massey, Carlton (DE) Texas.....1954-56
 Matheson, Bob (LB) Duke.....1967-70
 Matthews, Clay (LB) Southern California.....1978-93
 Matua, Fred (OG) Southern California.....#2006
 Mayfield, Baker (QB) Oklahoma.....2018-21
 Maynard, Brad (P) Ball State.....2011
 Mayne, Lewis (RB) Texas.....1947
 Mays, Dave (QB) Texas Southern.....1976-77
 McCade, Mike (WR) Nevada-Las Vegas.....*1987
 McCants, Matt (OL) UAB.....#2017
 McCardell, Keenan (WR) Nevada-Las Vegas.....1992-95
 McClung, Willie (DT) Florida A&M.....1958-59
 McCormack, Hurvin (DL) Indiana.....1999
 McCormack, Mike (TE) Kansas.....1954-62
 McCourt, Jason (DB) Rutgers.....2017
 McCown, Josh (QB) Sam Houston State.....2015-16
 McCown, Luke (QB) Louisiana Tech.....2004
 McCoy, Colt (QB) Texas.....2010-12
 McCray, Justin (G) Central Florida.....2019
 McCray, Robert (DE) Indiana.....2019
 McCusker, Jim (DE) Ohio State.....1963
 McCutcheon, Dayton (CB) Southern California.....1999-05
 McDaniel, Jacobbi (DL) Florida State.....2014
 McDonald, Andrew (OL) Indiana.....#2014
 McDonald, Brandon (DB) Memphis.....2007-09
 McDonald, Nick (OL) Grand Valley State.....2014
 McDonald, Paul (QB) Southern California.....1980-85
 McDonald, Tommy (WR) Oklahoma.....1968
 McDowell, Malik (DE) Michigan State.....2021
 McFadden, Leon (DB) San Diego State.....2013
 McGill, T.Y. (DL) North Carolina State.....2017
 McGahee, Willis (RB) Miami (Fla.).....2013
 McGee, Richmond (P) Texas.....2011
 McGinest, Willie (LB) Southern California.....2006-08
 McGonnigal, Bruce (TE) Virginia.....1991
 McGuire, Elijah (RB) Louisiana-Lafayette.....#2019
 McIntyre, Corey (FB) West Virginia.....2005
 McKay, Bob (T) Texas.....1970-75
 McKenzie, Keith (DE) Ball State.....2000-01
 McKenzie, Rich (DE) Penn State.....1995
 McKinley, Alvin (DL) Mississippi State.....2001-06
 McKinley, Takkari (DE) UCLA.....2021
 McKinney, Jeremy (T) Iowa.....#1999, 2001
 McKinney, Seth (OL) Texas A&M.....2007-08
 McKinnis, Hugh (RB) Arizona State.....1973-75
 McKinnon, Jeremiah (DB) Florida International.....2018
 McLaughlin, Chase (K) Illinois.....2021
 McLemore, Tom (TE) Southern.....1993-94
 McLeod, Kevin (FB) Auburn.....2003
 McMahon, Jim (QB) Brigham Young.....#1995
 McMillan, David (LB) Kansas.....2005-07
 McMillan, Erik (S) Missouri.....1993

McNeil, Clifton (WR) Grambling.....1964-67
 McNeil, Gerald (WR/KR) Baylor.....1986-89
 McNeil, Ryan (CB) Miami (Fla.).....1999
 McQuistan, Paul (OL) Weber State.....#2010, 2014
 McTyler, Tim (S) Brigham Young.....1999
 Meander, Montrel (LB) Grambling State.....2020, #2021
 Meder, Jamie (DL) Ashland.....2014-17
 Memmelaar, Dale (G) Wyoming.....1964-65
 Mercier, Richard (OL) Miami (Fla.).....2001
 Metcalf, Eric (RB) Texas.....1989-94
 Meylan, Wayne (LB) Nebraska.....1968-69
 Michaels, Walt (LB) Washington & Lee.....1952-61
 Mickens, Ray (DB) Texas A&M.....2005
 Middleton, Ron (TE) Auburn.....1989
 Miller, Arnold (DL) Louisiana State.....1999-00
 Miller, Billy (TE) Southern California.....2005
 Miller, Cleo (RB) Arkansas AM&N.....1975-82
 Miller, Darrian (OL) Kentucky.....2015
 Miller, Herb (CB) Florida Atlantic.....2021
 Miller, Jamir (LB) UCLA.....1999-01
 Miller, Mark (QB) Bowling Green.....1978-79
 Miller, Matt (T) Colorado.....1979-82
 Miller, Nick (LB) Arkansas.....1987
 Miller, Prince (DB) Georgia.....2012
 Miller, Ryan (OL) Colorado.....2012
 Miller, Willie (WR) Colorado State.....1975-76
 Mills, Bryan (CB) North Carolina Central.....#2021
 Milstead, Rod (G) Delaware State.....#1993
 Milton, Keavon (TE) Louisiana-Monroe.....2013
 Mingo, Barkevious (LB) Louisiana State.....2013-15
 Minniear, Randy (RB) Purdue.....1970
 Minnifield, Frank (CB) Louisville.....1984-92
 Minter, Barry (LB) Tulsa.....2001
 Mitchell, Alvin (DB) Morgan State.....1968-69
 Mitchell, Bobby (RB) Illinois.....1958-61
 Mitchell, Carlton (WR) South Florida.....2010-11
 Mitchell, Jayme (DL) Mississippi.....#2010, 2011
 Mitchell, Mack (DE) Houston.....1975-78
 Mitchell, Terrance (DB) Oregon.....2018-20
 Modzelewski, Dick (DT) Maryland.....1964-66
 Modzelewski, Ed (RB) Maryland.....1955-59
 Moffatt, Jovante (S) Middle Tennessee State.....2020-21
 Mohring, John (LB) C.W. Post.....1980
 Monroe, Rod (TE) Cincinnati.....2001
 Montgomery, Cleotha (KR) Abilene Christian.....1981
 Montgomery, DJ (WR) Austin Peay.....#2019
 Moog, Aaron (DE) Nevada-Las Vegas.....*1987
 Moore, Eric (OL) Indiana.....1995
 Moore, Evan (TE) Stanford.....2009-11
 Moore, Marlon (WR) Fresno State.....2014-15
 Moore, Marty (LB) Kentucky.....2000
 Moore, Stevon (DB) Mississippi.....1992-95
 Moreland, Earthwind (DB) Georgia Southern.....2001
 Moreland, Jake (TE) Western Michigan.....2001
 Morgan, Quincy (WR) Kansas State.....2001-04
 Moriarty, Pat (RB) Georgia Tech.....1979
 Morin, MIT (TE) Massachusetts.....1966-75
 Morris, Chris (T) Indiana.....1972-73
 Morris, Joe (RB) Syracuse.....1991
 Morris, Mike (C) Northeast Mississippi State.....1990
 Morrison, Fred (RB) Ohio State.....1954-56
 Morrison, Reece (RB) Southwest Texas State.....1968-72
 Morrow, Alvin (TE) No College.....#2001
 Morrow, John (C) Michigan.....1960-66
 Morze, Frank (C) Boston College.....1962-63
 Moseley, Mark (K) Stephen F. Austin.....1986
 Moselle, Dom (RB) Superior (Wisconsin) State College.....1950
 Mosley, C.J. (DL) Missouri.....2009
 Mosley, Kendrick (WR) Western Michigan.....2006
 Mostardi, Richard (DB) Kent State.....1960
 Mostert, Raheem (RB) Purdue.....2015
 Moten, Adrian (LB) Maryland.....2012
 Motley, Marion (RB) Nevada.....1946-53
 Murphy, Fred (WR) Georgia Tech.....1960
 Mullens, Nick (QB) Southern Mississippi.....2021
 Murray, Pat (K) Fordham.....20
 Murray, Eric (S) Minnesota.....2019
 Mustafaa, Najee (CB) Georgia Tech.....1993
 Mustard, Chad (TE) North Dakota.....2003-04
 Myers, Michael (DL) Alabama.....2003-04
 Myles, Toby (OL) Jackson State.....2001

N	
Nacua, Kai (DB) Brigham Young.....	2017
Naggar, Chris (K) Southern Methodist.....	2021
Nagler, Gern (WR) Santa Clara.....	1960-61
Natson, JoJo (WR) Akron.....	2020-21
Nassib, Carl (DL) Penn State.....	2016-17
Nave, Stevan (LB) Kansas.....	*1987
Neal, Rajion (RB) Tennessee.....	#2016
Nelsen, Bill (QB) Southern California.....	1968-72
Nelson, Robert (DB) Arizona State.....	2014
Neujahr, Quentin (OL) Kansas State.....	#1995
Newman, Patrick (WR) San Diego State.....	1994
Newsome II, Greg (CB) Northwestern.....	2021
Newsome, Ozzie (TE) Alabama.....	1978-90
Newsome, Vince (DB) Washington.....	1991-92
Nicolas, Scott (LB) Miami (Fla.).....	1982-86
Ninowski, Jim (QB) Michigan State.....	1958-59, 1962-66
Nix, John (DL) Southern Mississippi.....	#2003
Njoku, David (TE) Miami (Fla.).....	2017-21
Noll, Chuck (G-LB) Dayton.....	1953-59
Norhcutt, Dennis (WR) Arizona.....	2000-06
Norwood, Jordan (WR) Penn State.....	#2010, 2011-12
Nugent, Terry (QB) Colorado State.....	#1984
Nutting, Ed (DT) Georgia Tech.....	1961

O	
O'Brien, Francis (T) Michigan State.....	1959
O'Connell, Tom (QB) Illinois.....	1956-57
O'Connor, Bill (DE) Notre Dame.....	1949
O'Hara, Shaun (OL) Rutgers.....	2000-03
Oben, Roman (OT) Louisville.....	2000-01
Obinna, George (DE) Sacramento State.....	#2020
Octavien, Steve (LB) Nebraska.....	2010
Oden, McDonald (TE) Tennessee State.....	1980-82
Odenigbo, Ifeadi (DL) Northwestern.....	#2018, 2021
Odom, Clifton (LB) Texas-Arlington.....	1980
Ogbah, Emmanuel (DL) Oklahoma State.....	2016-18
Ogbonnaya, Chris (RB) Texas.....	2011-13
Ogle, Kendall (LB) Maryland.....	1999
Ogunjobi, Larry (DL) Charlotte.....	2017-20
Oliphant, Mike (RB) Puget Sound.....	1989-91
Oliver, Bob (DE) Abilene Christian.....	1969
Orchard, Nate (LB) Utah.....	2015-17
Orr, Shantee (LB) Michigan.....	2008
Oristaglio, Bob (DE) Pennsylvania.....	1951
Osborne, Scot (OL) William & Mary.....	#2003
Oshinowo, Babatunde (DL) Stanford.....	2006
Osika, Craig (OL) Indiana.....	2003-04
Owens, Chris (DB) San Jose State.....	2013
Owens, John (TE) Notre Dame.....	#2005
Owusu-Koramoah, Jeremiah (LB) Notre Dame.....	2021

P	
Paea, Stephen (DL) Oregon State.....	2016
Pagel, Mike (QB) Arizona State.....	1986-90
Painter, Vinston (OL) Virginia Tech.....	2014
Palelei, Vinson (OL) Nevada-Las Vegas.....	#1995
Palmer, Derrell (DT) Texas Christian.....	1949-53
Palmer, Randy (TE) Texas A&M (Kingsville).....	1999
Palumbo, Sam (LB) Notre Dame.....	1955-56
Parilli, Vito (QB) Kentucky.....	1956
Parks, Dennis (WR) Rice.....	#2016
Parker, Frank (DT) Oklahoma State.....	1962-64, 1966-67
Parker, Jerry (LB) Central State.....	*1987
Parker, Juqua (DL) Oklahoma State.....	2012
Parker, J'Vonne (DL) Rutgers.....	2005-06
Parkey, Cody (K) Auburn.....	2016, 2020
Parris, Gary (TE) Florida State.....	1975-78
Parrish, Bernie (DB) Florida.....	1959-66
Parseghian, Ara (RB) Miami (Ohio).....	1948-49
Pashos, Tony (OL) Illinois.....	2010-11
Pasztor, Austin (OL) Virginia.....	2015-16
Patrick, Allen (RB) Oklahoma.....	#2008
Patten, David (WR) Western Carolina.....	2000
Patten, Joel (T) Duke.....	1980
Patterson, Dimitri (DB) Tuskegee.....	2011-12
Patterson, Javon (OL) Mississippi.....	2020
Paul, Don (DB) Washington State.....	1954-58
Payton, Eddie (KR) Jackson State.....	1977
Payton, Jordan (WR) UCLA.....	2016
Paxson, Scott (DL) Penn State.....	2011

Pearson, Calvin (DB) Grambling.....	2002
Pederson, Doug (QB) Northeast Louisiana.....	2000
Peebles, Danny (WR) North Carolina State.....	1991
Peek, Antwan (LB) Cincinnati.....	2007-08
Peerman, Cedric (RB) Virginia.....	#2009
Pena, Bob (G) Massachusetts.....	1972
Peoples-Jones, Donovan (WR) Michigan.....	2020-21
Peppers, Jabrill (DB) Michigan.....	2017-18
Perini, Pete (RB) Ohio State.....	1955
Perkins, Antonio (DB) Oklahoma.....	2005-06
Perriman, Breshad (WR) Central Florida.....	2018
Perry, Jereme (DB) Eastern Michigan.....	2006
Perry, Michael Dean (DT) Clemson.....	1988-94
Perry, Rod (CB) Colorado.....	1983-84
Peters, Floyd (DT) San Francisco State.....	1959-62
Peters, Tony (DB) Oklahoma.....	1975-78
Peterson, Ted (T) Eastern Illinois.....	1984
Petitbon, John (DB) Notre Dame.....	1955-56
Phelps, Don (RB) Kentucky.....	1950-51
Phenix, Perry (DB) Southern Mississippi.....	#2001
Philcox, Todd (QB) Syracuse.....	1991-93
Philip, Marvin (OL) California.....	#2007
Phillips, Jacob (LB) Louisiana State.....	2020-21
Phipps, Mike (QB) Purdue.....	1970-76
Pierce, Calvin (FB) Eastern Illinois.....	*1987
Pierce, Stephen (WR) Illinois.....	*1987
Pietrosante, Nick (RB) Notre Dame.....	1966-67
Pike, Chris (DL) Tulsa.....	1989-90
Pinkston, Jason (OL) Pittsburgh.....	2011-13
Piscitelli, Sabby (DB) Oregon State.....	2010
Piskar, Ray (T) Niagara.....	1947
Pitts, Frank (WR) Southern.....	1971-73
Pitts, John (DB) Arizona State.....	1975
Pizzo, Joe (QB) Mars Hill.....	*1987
Player, Scott (P) Florida State.....	2007
Pleasant, Anthony (DE) Tennessee State.....	1990-95
Plum, Milt (QB) Penn State.....	1957-61
Polley, Tom (LB) Nevada-Las Vegas.....	*1987
Pontbriand, Ryan (LS) Rice.....	2003-11
Pool, Brodney (DB) Oklahoma.....	2005-09
Poole, Larry (RB) Kent State.....	1975-77
Pope, Marquez (S) Fresno State.....	1999
Porter, Reggie (DB) Utah.....	2017
Posey, Julian (DB) Ohio University.....	2013
Poteat, Hank (DB) Pittsburgh.....	2009
Pough, Keith (LB) Howard.....	2014
Powell, Craig (LB) Ohio State.....	1995
Powell, Preston (RB) Grambling.....	1961
Powell, Ronnie (WR) Northwestern State.....	1999
Powers, Ricky (RB) Michigan.....	1995
Poyer, Jordan (DB) Oregon State.....	2013-16
Prentice, Travis (RB) Miami (Ohio).....	2000
Prestel, Jim (T) Idaho.....	1960
Price, Brian (DL) Texas-San Antonio.....	2018
Pridgeon, Malcolm (OL) Ohio State.....	@2020
Pritchett, Billy (RB) West Texas State.....	1975
Pruitt, Greg (RB) Oklahoma.....	1973-81
Pruitt, Mike (RB) Purdue.....	1976-84
Pryor Sr., Terrelle (WR) Ohio State.....	2015-16
Ptacek, Bob (QB) Michigan.....	1959
Pucci, Ben (DT) No College.....	1948
Pucillo, Mike (OL) Auburn.....	2005
Pupua, Tau (DT) Weber State.....	#1995
Putnam, Duane (G) College of the Pacific.....	1961
Puzzuoli, Dave (NT) Pittsburgh.....	1983-87
Pyne, Jim (G) Virginia Tech.....	1999-00

Q	
Quaye, Ko (DL) South Dakota.....	#2010
Quinlan, Bill (DE) Michigan State.....	1957-58
Quinlan, Voynoy (RB) San Diego State.....	1956
Quinn, Brady (QB) Notre Dame.....	2007-09

R	
Raimey, Dave (DB) Michigan.....	1964
Rainer, Wali (LB) Virginia.....	1999-01
Rainey, Bobby (WR) Western Kentucky.....	2013
Rakoczy, Gregg (OL) Miami (Fla.).....	1987-90
Randall, Damarious (DB) Arizona State.....	2018-19
Ratley, Damian (WR) Texas A&M.....	2018-19
Ratliff, Brett (QB) Utah.....	#2009, #2010

Ratterman, George (QB) Notre Dame.....	1952-56
Rechichar, Bert (DB) Tennessee.....	1952
Redden, Barry (RB) Richmond.....	1989-90
Redwine, Sheldrick (S) Miami (Fla.).....	2019-20
Reeves, Ken (OL) Texas A&M.....	1990
Reeves, Walter (TE) Auburn.....	1994-95
Rehberg, Scott (OL) Central Michigan.....	1999
Reiter, Austin (OL) South Florida.....	2016-17
Renfro, Ray (WR) North Texas State.....	1952-63
Reynolds, Billy (RB) Pittsburgh.....	1953-54, 1957
Reynolds, Chuck (C) Tulsa.....	1969-70
Reynolds II, Ed (DL) Stanford.....	2016
Rhett, Errict (RB) Florida.....	2000
Rhyme, Jerry (QB) Tulsa.....	1969
Rich, Randy (DB) New Mexico.....	1978-79
Richardson, Daryl (RB) Abilene Christian.....	#2015
Richardson, Earnest (TE) Jackson State.....	1974
Richardson, Gloster (WR) Jackson State.....	1972-74
Richardson, Kyle (P) Arkansas State.....	2005
Richardson, Sheldon (DE) Missouri.....	2019-20
Richardson, Trent (RB) Alabama.....	2012-13
Rice, Denzel (DB) Coastal Carolina.....	2018
Riddick, Louis (DB) Pittsburgh.....	1993-95
Rideau, Brandon (WR) Kansas.....	#2005
Rienstra, John (OL) Temple.....	1991-92
Righetti, Joe (DT) Wayneburg.....	1969-70
Risien, Cody (T) Texas A&M.....	1979-83, 1985-89
Rison, Andre (WR) Michigan State.....	1995
Roan, Oscar (TE) Southern Methodist.....	1975-78
Roberson, Derrick (DB) Rutgers.....	2010
Roberts, Walter (WR) San Jose State.....	1964-66
Robertson, Craig (LB) North Texas.....	2012-15
Robinson, Billy (DB) Arizona State.....	*1987
Robinson, DeJuan (DB) Northern Arizona.....	*1987
Robinson, Derreck (DL) Iowa.....	2009-10
Robinson, Fred (G) Washington.....	1957
Robinson, Gerrell (TE) Arizona State.....	#2014
Robinson, Greg (OL) Auburn.....	2018-19
Robinson, Mike (DE) Arizona.....	1981-82
Robinson, Ramzee (DB) Arizona.....	2009
Robiskie, Brian (WR) Ohio State.....	2009-11
Rockins, Chris (S) Oklahoma State.....	1984-87
Rogers, Don (S) UCLA.....	1984-85
Rogers, Shaun (DL) Texas.....	2008-10
Rogers, Tyrone (DL) Alabama State.....	1999-04
Rokisky, John (DE) Duquesne.....	1946
Roman, Nick (DE) Ohio State.....	1972-74
Romaniszyn, Jim (LB) Edinboro State.....	1973-74
Rose, Ken (LB) Nevada-Las Vegas.....	1990
Roth, Matt (LB) Iowa.....	2009-10
Rouson, Lee (RB) Colorado.....	1991
Rowe, Patrick (WR) San Diego State.....	1993
Rowell, Eugene (WR) Southern Mississippi.....	1990
Royal, Robert (TE) Louisiana State.....	2009-10
Roye, Orpheus (DL) Florida State.....	2000-07
Rubin, Ahtyba (DL) Iowa State.....	2008-14
Rucker, Martin (TE) Missouri.....	2008, #2009
Rucker, Frostee (DL) Southern California.....	2012
Rucker, Reggie (WR) Boston University.....	1975-81
Rudd, Dwayne (LB) Alabama.....	2001-02
Ruff, Orlando (LB) Furman.....	2005
Ruhman, Chris (OL) Texas A&M.....	1999
Runager, Max (P) South Carolina.....	1988
Rusinek, Mike (NT) California.....	*1987
Russell, Brian (DB) San Diego State.....	2005-06
Ryan, Frank (QB) Rice.....	1962-68
Rymkus, Lou (T) Notre Dame.....	1946-51
Rypien, Mark (QB) Washington State.....	1994

S

Saban, Lou (LB) Indiana.....	1946-49
Sabatino, Bill (DT) Colorado.....	1968
Sagapolutele, Pio (DL) Hawaii.....	1991-95
Salaam, Rashaan (RB) Colorado.....	1999
Saleh, Tarek (LB/FB) Wisconsin.....	1999-01
Sanders, Darnell (TE) Ohio State.....	2002-03
Sanders, Lewis (DB) Maryland.....	2000-04
Sanders, Steve (WR) Bowling Green.....	2008
Sandusky, John (T) Villanova.....	1950-55
Sanford, Brian (DL) Temple.....	#2010, 2011-13
Sanford, Lucius (LB) Georgia Tech.....	1987

Sankoh, Tigie (DB) Greenwhich.....	\$2018-19
Santiago, O.J. (TE) Kent State.....	#2000, 2001
Saunders, De'Ante (DB) Tennessee State.....	2015
Scales, Charley (RB) Indiana.....	1962-65
Scarry, Mike (C) Wayneburg.....	1946-47
Schaefering, Brian (DL) Lindenwood.....	2009-11
Schafraht, Dick (G-T) Ohio State.....	1959-71
Schobert, Joe (LB) Wisconsin.....	2016-19
Schoen, Tom (DB) Notre Dame.....	1970
Schultz, Randy (RB) State College (Iowa).....	1966
Schwartz, Anthony (WR) Auburn.....	2021
Schwartz, Mitchell (OL) California.....	2012-15
Schwenk, Bud (QB) Washington.....	1946
Scott, Bo (RB) Ohio State.....	1969-74
Scott, Cedric (DE) Southern Mississippi.....	2002
Scott, Clarence (DB) Kansas State.....	1971-83
Scott, Da'Mari (WR) Fresno State.....	#2018
Sczurek, Stan (LB) Purdue.....	1963-65
Seals-Jones, Ricky (TE) Texas A&M.....	2019
Seibert, Austin (K) Oklahoma.....	2019-20
Seifert, Mike (DE) Wisconsin.....	1974
Selawski, Gene (T) Purdue.....	1960
Sellers, Mike (HB) Walla Walla C.C.....	2001
Senat, Greg (T) Wagner.....	#2021
Sendejo, Andrew (S) Rice.....	2020
Sensanbaugher, Dean (RB) Ohio State.....	1948
Seymour, Ryan (OL) Vanderbilt.....	2014
Shaffer, Kevin (OT) Tulsa.....	2006-08
Sharkey, Ed (G) Nevada.....	1952
Shavers, Tyrone (WR) Lamar.....	1991
Shaw, Connor (QB) South Carolina.....	2014, #2015
Shaw, Jarrod (OL) Tennessee.....	#2012
Shaw, Sedrick (RB) Iowa.....	1999
Shea, Aaron (TE) Michigan.....	2000-05
Sheard, Jabaal (DL/LB) Pittsburgh.....	2011-14
Shelton, Danny (DL) Washington.....	2015-17
Shelton, L.J. (OL) Eastern Michigan.....	2005
Shepherd, Leslie (WR) Temple.....	1999
Sheppard, Henry (G-T) Southern Methodist.....	1976-81
Sheriff, Stan (G) California Poly.....	1957
Sherk, Jerry (DT) Oklahoma State.....	1970-81
Shiner, Dick (QB) Maryland.....	1967
Shoals, Roger (T) Maryland.....	1963-64
Shofner, Jim (DB) Texas Christian.....	1958-63
Shorter, Jim (DB) Detroit.....	1962-63
Shula, Don (DB) John Carroll.....	1951-52
Shurnas, Marshall (WR) Missouri.....	1947
Sikich, Mike (G) Northwestern.....	1971
Sikora, Robert (T) Indiana.....	#1984
Simmons, Tony (WR) Wisconsin.....	2001
Simonetti, Len (DT) Tennessee.....	1946-48
Sims, Darryl (DE) Wisconsin.....	*1987-88
Sims, Mickey (DT) South Carolina State.....	1977-79
Sipe, Brian (QB) San Diego State.....	1974-83
Skibinski, Joe (G) Purdue.....	1952
Skrine, Buster (DB) UT-Chattanooga.....	2011-14
Slaughter, Webster (WR) San Diego State.....	1986-91
Slayden, Steve (QB) Duke.....	#1988
Small, Kiero (FB) Arkansas.....	2014
Smelley, Brad (TE) Alabama.....	2012
Smith, Alex (TE) Stanford.....	2010-12
Smith, Andre (TE) Virginia Tech.....	2013
Smith, Armond (RB) Union College.....	2011
Smith, Bob (LB) Nebraska.....	1955-56
Smith, Brian (LB) Notre Dame.....	2011
Smith, Chris (DL) Arkansas.....	2018-19
Smith, C.J. (DB) North Dakota State.....	2017
Smith, Clifton (LB) Syracuse.....	2006
Smith, Clifton (RB) Fresno State.....	2010
Smith, Daryle (OT) Tennessee.....	1989
Smith, DeAngelo (DB) Cincinnati.....	#2009
Smith, Derron (DB) Fresno State.....	2017
Smith, Gaylon (RB) Southwestern.....	1946
Smith, Irv (TE) Notre Dame.....	1999
Smith, Jim Ray (G) Baylor.....	1956-62
Smith, John (WR) Tennessee State.....	1979
Smith, Ken (TE) New Mexico.....	1973
Smith, Mark (DL) Auburn.....	2001-02
Smith, Marquis (S) California.....	1999-01
Smith, Malcolm (LB) Southern California.....	2020-21

Smith, Ralph (TE) Mississippi.....	1965-68
Smith, Rico (WR) Colorado.....	1992-95
Smith, Rob (OL) Tennessee.....	2006
Smith, Robaire (DE) Michigan State.....	2007-10
Smith, Rodney (WR) Florida State.....	2014
Smith, Shaun (DL) South Carolina.....	2007-08
Smith, Terrelle (FB) Arizona State.....	2004-06
Snellings, Paul (OL) Georgia.....	#2000
Snidow, Ron (DE) Oregon.....	1968-72
Solomon, Scott (LB) Rice.....	2014-15
Sorensen, Nick (DB) Virginia Tech.....	2007-10
Sowells, Isaac (OL) Indiana.....	2006, #2007, 2008
Sparenberg, Dave (G) Western Ontario.....	*1987
Spears, Quinton (LB) Prairie View A&M.....	2011
Speedie, Mac (WR) Utah.....	1946-52
Speegle, Nick (LB) New Mexico State.....	2005-06
Speer, Del (S) Florida.....	1993-94
Spencer, Joe (DT) Oklahoma State.....	1949
Spires, Greg (DL) Florida State.....	2001
Spriggs, Marcus (DL) Troy State.....	1999-00, #2001
St. Clair, John (OL) Virginia.....	2009-10
St. Clair, Mike (DE) Grambling.....	1976-79
Stallworth, Donte (WR) Tennessee.....	2008, #2009
Stamer, Josh (LB) South Dakota.....	2009
Stams, Frank (LB) Notre Dame.....	1992-95
Stanfield, Harold (TE) West Virginia Tech.....	*1987
Stanton, Drew (QB) Michigan State.....	#2018-19
Stanton IV, Johnny (FB) UNLV.....	2020-21
Starks, Randy (DL) Maryland.....	2015
Staroba, Paul (WR) Michigan.....	1972
Steinbach, Eric (OL) Iowa.....	2007-10, #2011
Steinbrunner, Don (DE) Washington State.....	1953
Stephens, Emmanuel (DL) Mississippi.....	2011-12
Stephens, Larry (DT) Texas.....	1960-61
Step toes, Syndric (WR) Arizona.....	2008-09
Steuber, Bob (RB) Missouri.....	1946
Stevenson, Rickey (CB) Arizona.....	1970
Stewart, Andrew (DE) Cincinnati.....	1989
Stewart, Matt (LB) Vanderbilt.....	2005-06
Stewart, M.J. (CB) North Carolina.....	2020-21
Stienke, Jim (DB) Southwest Texas State.....	1973
Stokes, Barry (OL) Eastern Michigan.....	2002-03
Stoutmire, Omar (DB) Fresno State.....	#1999
Stover, Matt (K) Louisiana State.....	1991-95
Stracka, Tim (TE) Wisconsin.....	1983-84
Streater, Rod (WR) Temple.....	2018
Strock, Don (QB) Virginia Tech.....	1988
Stuckey, Chansi (WR) Clemson.....	2009-10
Suggs, Lee (RB) Virginia Tech.....	2003-05
Sullivan, Dave (WR) Virginia.....	1973-74
Sullivan, Gerry (T-C) Illinois.....	1974-81
Sullivan, Tom (RB) Miami (Fla.).....	1978
Summers, Fred (DB) Wake Forest.....	1969-71
Sumner, Walt (DB) Florida State.....	1969-74
Sustersic, Ed (RB) Findlay.....	1949
Sutter, Ed (LB) Northwestern.....	1993-95
Swarn, George (RB) Miami (Ohio).....	*1987
Switzer, Ryan (WR) North Carolina.....	#2021
Sykes, Terrance (OL) Louisiana Tech.....	#2001
T	
Taffoni, Joe (T) Tennessee-Martin.....	1967-70
Takitaki, Sione (LB) Brigham Young.....	2019-21
Talley, John (TE) West Virginia.....	1990-91
Tamm, Ralph (G) West Chester State.....	1990-91
Tannev, Alex (QB) Monmouth.....	#2013
Tate, Ben (RB) Auburn.....	2014
Taseff, Carl (DB) John Carroll.....	1951
Taylor, Adarius (LB) Florida Atlantic.....	2019
Taylor, Alex (T) South Carolina State.....	2020-21
Taylor, Ben (LB) Virginia Tech.....	2002-05
Taylor, Jamar (DB) Boise State.....	2016-17
Taylor, Phil (DL) Baylor.....	2011-14
Taylor, Ryan (TE) North Carolina.....	2014
Taylor, Taywan (WR) Western Kentucky.....	2019-20
Taylor, Terry (CB) Southern Illinois.....	1992-93
Taylor, Tyrod (QB) Virginia Tech.....	2018
Taylor, Vincent (DT) Virginia Tech.....	2020

Teets, Dick (LB) Wisconsin.....	*1987
Teifke, Mike (C) Akron.....	*1987
Telfer, Randall (TE) Southern California.....	#2015, 2016-17
Teller, Wyatt (G) Virginia Tech.....	2019-21
Tennell, Derek (TE) UCLA.....	*1987-89
Terlep, George (QB) Notre Dame.....	1948
Terrell, Ray (RB) Mississippi.....	1946-47
Testaverde, Vinny (QB) Miami (Fla.).....	1993-95
Thaxton, Jim (TE) Tennessee State.....	1974
Thierry, John (LB-DE) Alcorn State.....	1999
Thigpen, Tyler (QB) Coastal Carolina.....	#2014
Thomas, Chad (DL) Miami (Fla.).....	2018-19
Thomas, Joe (OT) Wisconsin.....	2007-17
Thomas, Johnny (CB) Baylor.....	1995
Thomas, Antonio (DL) Miami (Fla.).....	2008
Thomas, Tavierre (DB) Ferris State.....	2018-20
Thome, Chris (OL) Minnesota.....	1991-92
Thompson, Bennie (DB) Grambling.....	1994-95
Thompson, Chau (LB) West Texas A&M.....	2003-07
Thompson, Kevin (QB) Penn State.....	2000, #2002
Thompson, Mike (DT) Wisconsin.....	1999-00
Thompson, Tedric (S) Colorado.....	2020-21
Thompson, Tommy (LB) William & Mary.....	1949-53
Thornton, John (DL) Cincinnati.....	1991
Tidmore, Sam (LB) Ohio State.....	1962-63
Tierney, Leo (C) Georgia Tech.....	1978
Tillman, Lawyer (WR) Auburn.....	1989, 1992-93
Tinsley, Keith (WR) Pittsburgh.....	*1987
Togiai, Tommy (DT) Ohio State.....	2021
Tomczak, Mike (QB) Ohio State.....	1992
Trautwein, Phil (OL) Florida.....	#2009
Treggs, Bryce (WR) California.....	2017
Tretter, JC (OL) Cornell.....	2017-21
Tripp, Kianté (OL) Georgia.....	2011
Trociano, Rick (DB-QB) Pittsburg.....	1981-83
Trufant, Isaiah (DB) Eastern Washington.....	#2014
Trusnik, Jason (LB) Ohio Northern.....	2009-10
Tucker, Ryan (OT) Texas Christian.....	2002-09
Tucker, Travis (TE) Southern Connecticut State.....	1985-87
Tupa, Tom (QB-P) Ohio State.....	#1993, 1994-95
Turbin, Robert (RB) Utah State.....	2015
Turnbow, Jesse (DT) Tennessee.....	1978
Turner, Eric (S) UCLA.....	1991-95
Turner, Kevin (LB) Pacific.....	1982
Tyms, Brian (WR) Florida A&M.....	2013

U

Ulinski, Ed (G) Marshall.....	1946-49
Unck, Mason (LB) Arizona State.....	2003-06
Upshaw, Marvin (DE) Trinity.....	1968-69

V

Vallejo, Tanner (LB) Boise State.....	2018
Vallos, Steve (OL) Wake Forest.....	2010-11
Van Dyke, Ralph (T) Southern Illinois.....	*1987
Van Pelt, Brad (LB) Michigan State.....	1986
Vardell, Tommy (RB) Stanford.....	1992-95
Veikune, David (LB) Hawaii.....	2009
Ventrone, Ray (DB) Villanova.....	2009-12
Verba, Ross (OL) Iowa.....	2001-02, 2004
Vernon, Olivier (DE) Miami (Fla.).....	2019-20
Verser, David (WR) Kansas.....	*1987
Vickers, Lawrence (FB) Colorado.....	2006-10
Vitale, Danny (FB) Northwestern.....	2016-17

W

Wade, Trevin (DB) Arizona.....	2012
Wagner, Bryan (P) Cal-State Northridge.....	1989-90
Walters, Van (LB) Indiana.....	1988-91
Walker, Anthony (LB) Northwestern.....	2021
Walker, Dwight (RB-WR) Nicholls State.....	1982-84
Wallace, Calvin (DE) West Virginia Tech.....	*1987
Wallace, Martin (OL) Temple.....	2013
Wallace, Seneca (QB) Iowa State.....	2010-11
Walls, Everson (DB) Grambling.....	1992-93
Walls, Raymond (DB) Southern Mississippi.....	2002
Walters, Dale (P) Rice.....	*1987
Ward, Carl (DB) Michigan.....	1967-68
Ward, Denzel (DB) Ohio State.....	2018-21

Ward, T.J. (DB) Oregon	2010-13
Warfield, Paul (WR) Ohio State	1964-69, 1976-77
Warren, Gerard (DL) Florida	2001-04
Washington, Brian (S) Nebraska	1988
Washington, Ted (NT) Louisville	2006-07
Watford, Earl (OL) James Madison	2018
Watkins, Tom (RB) Iowa State	1961
Watson, Benjamin (TE) Georgia	2010-12
Watson, Karlton (QB) Winston-Salem	*1987
Watson, Louis (WR) Mississippi Valley State	*1987
Watson, Remi (WR) Bethune-Cookman	*1987
Weaver, Curtis (DE) Miami (Fla.)	#2020, 2021
Weeden, Brandon (QB) Oklahoma	2012-13
Weathers, Clarence (WR) Delaware State	1985-88
Weathers, Curtis (TE-LB) Mississippi	1979-85
Webb, B.W. (DB) William & Mary	#2017
Webb, Ken (RB) Presbyterian	1963
Weber, Chuck (DE) West Chester State	1955-56
Webster, Larry (DT) Maryland	1995
West, Terrance (RB) Towson	2014
Westmoreland, Eric (LB) Tennessee	2004
White, Bob (RB) Stanford	1955
White, Charles (RB) Southern California	1980-82, 1984
White, Jamel (RB) South Dakota	2000-03
White, James (DE) Louisiana State	#1985
White, Lorenzo (RB) Michigan State	1995
Whitehead, Jermaine (QB) Auburn	2018-19
Whitehurst, Charlie (DB) Clemson	2016
Whitlow, Bob (C) Arizona	1968
Whitner, Donte (DB) Ohio State	2014-15
Whittaker, Fozzy (RB) Texas	2013
Whitwell, Mike (WR-S) Texas A&M	1982-83
Wiggan, Paul (DE) Stanford	1957-67
Wilburn, Barry (CB) Mississippi	1992
Wilds, Brandon (RB) South Carolina	#2017
Wilkinson, Jerry (DE) Oregon State	1980
Williams, A.D. (WR) College of the Pacific	1960
Williams, Arthur (WR) Abilene Christian	*1987
Williams, Clarence (RB) Washington State	1993
Williams, Corey (DL) Arkansas State	2008-09
Williams, Demetrius (WR) Oregon	2010
Williams, Dexter (RB) Notre Dame	#2021
Williams, Eddie (FB) Idaho	2011, #2012
Williams, Gene (T-G) Iowa State	1993-94
Williams, Greedy (DB) Louisiana State	2019, #2020, 2021
Williams, James (LB) Mississippi State	1999
Williams, Kasen (WR) Washington	2017
Williams, K'Waun (DB) Pittsburgh	2014-15
Williams, Marquez (FB) Miami (Fla.)	2017
Williams, Larry (G) Notre Dame	1986-88
Williams, Lawrence (KR) Texas Tech	1977
Williams, Leon (LB) Miami (Fla.)	2006-08, #2009
Williams, Ray (WR) Clemson	*1987
Williams, Roosevelt (DB) Tuskegee	2003
Williams, Sidney (LB) Southern	1964-66
Williams, Stacy (DB) East Texas State	*1987
Williams Sr., Tramon (DB) Louisiana Tech	2015-16
Williams, Tony (T) Kansas State	1993
Williams, Wally (C) Florida A&M	1993-95
Willies, Derrick (WR) Texas Tech	2018, 2020
Willis, Bill (G-LB) Ohio State	1946-53
Wills Jr., Jedrick (T) Alabama	2020-21
Wilson, Howard (DB) Houston	#2017, #2018
Wilson, Mack (LB) Alabama	2019-21
Wilson, Tom (RB) No College	1962
Wilson, Travis (WR) Oklahoma	2006, #2007
Wilson, Troy (CB) Notre Dame	*1987
Wimbley, Kamerion (LB) Florida State	2006-09
Windsor, Rod (WR) Western New Mexico	#2011
Wingle, Blake (G) UCLA	*1987
Winn, Billy (DL) Boise State	2012-14
Winslow, George (P) Villanova	1987
Winslow, Kellen (TE) Miami (Fla.)	2004, #2005, 2006-08
Winston, Glenn (RB) Northwood	2014-15, #2016
Winters, Frank (C) Western Illinois	1987-88
Wise, Mike (DL) California-Davis	1991
Wiska, Jeff (G) Michigan State	1986
Wohlabaugh, Dave (C) Syracuse	1999-02
Wolfley, Ron (RB) West Virginia	1992-93
Womack, Floyd (OL) Mississippi State	2009-10

Woods, Rob (OL) Arizona	1991
Woodson-Luster, Xavier (LB) Arkansas State	2018
Woolsey, Rolly (DB) Boise State	1977
Wooten, John (G) Colorado	1959-67
Word, Mark (DE) Jacksonville State	2002-03
Wren, Junior (DB) Missouri	1956-59
Wright, Alvin (NT) Jacksonville State	1992
Wright, Eric (DB) UNLV	2007-10
Wright, Felix (S) Drake	1985-90
Wright, Gabe (DL) Auburn	2016
Wright, George (DT) Sam Houston	1972
Wright, Jason (RB) Northwestern	2005-08
Wright, Keith (WR-KR) Memphis State	1978-80
Wright, Kenny (DB) Northwestern State	2007
Wright III, Scooby (LB) Arizona	#2016
Wycinski, Craig (G) Michigan State	1972
Wynn, Dylan (DL) Oregon State	#2016
Wynn, Spergon (QB) Southwest Texas State	2000

Y

Yanchar, Bill (DT) Purdue	1970
Yates, Billy (OL) Texas A&M	2009-10
Yonakor, John (DE) Notre Dame	1946-49
Young, Usama (DB) Kent State	2011-12
Young, George (DE) Georgia	1946-53
Young, Glen (WR) Mississippi State	1984-85, 1987-88
Young, Scott (OL) Bringham Young	2008
Young, Trevon (DE) Louisville	#2020
Youngblood, George (DB) California State (Los Angeles)	1967
Youngelman, Sid (DT) Alabama	1959
Yount, Christian (LS) UCLA	2011-14
Yovanovits, Dave (OL) Temple	2005

Z

Zahursky, Steve (OL) Kent State	1999-00
Zastudil, Dave (P) Ohio University	2006-10
Zeier, Eric (QB) Georgia	1995
Zeitler, Kevin (OL) Wisconsin	2017-18
Zeno, Lance (C) UCLA	1992-93
Zettel, Anthony (DL) Penn State	2018
Zimmer, Justin (DT) Ferris State	2019
Zukauskas, Paul (OL) Boston College	2001-04

* Denotes replacement player during 1987 players' strike.

On injured reserve the entire season, on active roster but did not play in a game or suspended and did not play in a game.

\$ International player pathway program

@ Opted out during the 2020 season due to COVID-19.

ALL-TIME JERSEY NUMBERS

1
Dino Hall (1979)
Homer Jordan (*1987)
Michael Jackson (1991-93)

2
Tony DeLeone (1987)
Jerry Kauric (1990)
Tim Couch (1999-2003)
Reggie Hodges (2009-10, #2011, 2012)
Johnny Manziel (2014-15)
Patrick Murray (2016)
Zane Gonzalez (2018)
Austin Seibert (2020)
Cody Parkey (2020)
Dustin Colquitt (2021)

3
Mark Moseley (1986)
Brian Franco (*1987)
Goren Lingmerth (*1987)
Matt Stover (1991-95)
Derrick Frost (2003)
Derek Anderson (#2005, 2006-09)
Brandon Weeden (2012-13)
Pat Devlin (#2015)
Cody Parkey (2016)
Garrett Gilbert (2019)
Chase McLaughlin (2021)

4
Max Runager (1988)
Rico Smith (1992)
Phil Dawson (1999-2012)
Tyler Thigpen (#2014)
Britton Colquitt (2016-18)
Austin Seibert (2019)
Anthony Walker Jr. (2021)

5
Webster Slaughter (1986)
George Winslow (1987)
Dale Waters (*1987)
Brett Conway (2003)
Jeff Garcia (2004)
Scott Player (2007)
Brett Ratliff (#2009, #2010)
Spencer Lanning (2013-14)
Zane Gonzalez (2017)
Tyrod Taylor (2018)
Drew Stanton (#2019)
Case Keenum (2020-21)

6
Remi Watson (*1987)
Lang Campbell (#2006)
Seneca Wallace (2010-11)
Brian Hoyer (2013-14)
Travis Coons (2015)
Cody Kessler (2016-17)
Baker Mayfield (2018-21)

7
Terry Luck (1977)
Terry Nugent (#1984)
Jeff Gosssett (1983, 1985-87)
Steve Slayden (#1988)
Tom Tupa (#1993, 1994-95)
Josh Harris (#2004)
Paul Ernster (2007)
Bruce Gradkowski (2008)
Brad Maynard (2011)
Alex Tanney (#2013)
Austin Davis (2015)
Joe Callahan (#2016)
DeShone Kizer (2017)
Jamie Gillan (2019-21)

8
Gary Marangi (#1977)
Johnny Evans (1978-80)
Jeff Jaeger (1987)
Brad Goebel (1992-94)
Nate Hybl (2003)
Derrick Frost (2004)
Trent Dilfer (2005)

Billy Cundiff (2009, 2013-14)
Richmond McGree (2011)
Josh Johnson (2012)
Brandon Bogotay (#2013)
Andy Lee (2015)
Kevin Hogan (2016-17)
Chris Naggar (2021)

9
Greg Coleman (1977)
Matt Bahr (1981-89)
Jim McMahon (#1995)
Charlie Frye (2005-07)
Thaddeus Lewis (#2011, 2010)
Connor Shaw (2014, #2015)
Drew Stanton (#2018)
Nick Mullens (2021)

10
John Borton (1957)
Chris Gartner (1974)
Dave Mays (1976-77)
Dave Jacobs (1981)
Tom Flick (1984)
Mike Pagel (1986-90)
Mike Elkins (#1991)
Eric Zeier (1995)
Jamie Martin (#1999)
Kevin Thompson (2000)
Tony Graziani (#2000)
Kelly Holcomb (2001-04)
Kyle Richardson (2005)
Brady Quinn (2007-09)
Jordan Norwood (#2010, 2011-12)
Armani Edwards (2013)
Garrett Hartley (2014)
Darius Jennings (2015)
Robert Griffin III (2016)
Sammie Coates (2017)
DaMarri Scott (#2018)
Taywan Taylor (2019-20)
Anthony Schwartz (2021)

11
Jim Ninowski (1964-66)
Don Gault (1970)
Lee Johnson (1987-88)
Jeff Christensen (*1987)
Brian Hansen (1991-93)
Mark Rypien (1994)
Ty Detmer (1999)
Brandon Rideau (#2005)
Ken Dorsey (2006-08)
Mohamed Massaquoi (2009-12)
Charles Johnson (#2013)
Travis Benjamin (2014-15)
Terrelle Pryor Sr. (2016)
Reggie Davis (2017)
Bryce Treggs (2017)
Jordan Leslie (2017)
Antonio Callaway (2018-19)
Donovan Peoples-Jones (2020-21)

12
Don Cockroft (1968-80)
Rick Trocano (1981-83)
Karlton Watson (*1987)
Don Strock (1988)
Jeff Graham (#1989)
Vinny Testaverde (1993-95)
Josh Booty (#2001-03)
Luke McCown (2004)
Doug Johnson (#2005)
Syndric Steptoe (2008-09)
Colt McCoy (2010-12)
Josh Gordon (2013-14, #2015-16, 2017-18)
Blake Jackson (#2018)
KhaDarel Hodge (2019-20)

13
Frank Ryan (1962-68)
Don Horn (1973)
Joe Pizzo (*1987)
Jeff Francis (1990, #1992)
Spergon Wynn (#2000)
Richard Bartel (#2008)

Yamon Figurs (2010)
Rod Windsor (#2011)
Josh Gordon (2012)
Rodney Smith (2014)
Josh McCown (2015-16)
Rod Streater (2018)
Odell Beckham Jr. (2019-21)

14
OTTO GRAHAM (1952-55)

15
Bert Rechichar (1952)
Ken Gorgal (1953-54)
Tommy O'Connell (1956-57)
Jim Ninowski (1958-59, 1962-63)
Glynn Griffing (1964)
Gary Lane (1966-67)
Mike Phipps (1970-76)
Mark Miller (1978-79)
Steve Cox (1981-84)
Bryan Wagner (1989-90)
Donny Brady (1995)
Jeff Brohm (#2000)
Dave Zastulil (2006-10)
Greg Little (2011-12)
Davone Bess (2013)
Marlon Moore (2014-15)
Charlie Whitehurst (2016)
Mario Alford (2016)
Ricardo Louis (#2018)
DJ Montgomery (#2019)
Adrian Colbert (2021)
Ryan Switzer (#2021)

16
George Ratterman (1952-56)
Mitt Plum (1957-61)
Bill Nelsen (1968-72)
Will Cureton (1975)
Paul McDonald (1980-85)
Selwyn Jones (1993-94)
Ray Ethridge (#1995)
Kevin Thompson (2000, #2002)
Joshua Cribbs (2005-12)
Caleb Hanie (#2013)
Andrew Hawkins (2014-16)
Derrick Willies (2020)

17
Jerry Rhome (1969)
Brian Sipe (1974-83)
Todd Philcox (1991-93)
Chris Gardocki (1999-2003)
Braylon Edwards (2005-09)
Jake Delhomme (2010)
Jason Campbell (2013)
LeRon Byrd (2014)
Terrelle Pryor Sr. (2015)
Greg Joseph (2018)
Kyle Lauletta (#2021)

18
Vito Parilli (1956)
Bob Freeman (1957-58)
Bob Ptacek (1959)
Len Dawson (1960-61)
John Furman (1962)
Dick Shiner (1967)
Ben Hawkins (1974)
Gary Danielson (1985, 1987-88)
Vernon Jones (1989-90)
Mike Tomczak (1992)
Doug Pederson (2000)
Tony Simmons (2001)
Kendrick Mosley (2006)
Donte Stallworth (2008, #2009)
Carlton Mitchell (2010-11)
Greg Little (2013)
Taylor Gabriel (2014-15)
Kenny Britt (2017)
Damon Ratley (2018-19)
Marvin Hall (2020)

19

STAFF

PLAYERS

2021 SEASON

HISTORY

RECORDS

GAME DAY

Billy Lefear (1972)
Bernie Kosar (1985-93)
Frisman Jackson (2004)
Miles Austin (2014)
Corey Coleman (2016-17)
Breshad Perriman (2018)
JoJo Natson (2020-21)

20

Mike Scarry (1946-47)
Lou Saban (1948-49)
Hal Herring (1950-51)
Ken Carpenter (1952-53)
Don Paul (1954-58)
Ross Fichtner (1960-67)
Fred Summers (1969-71)
Jim Stenke (1973)
Tony Peters (1975-78)
Doug Dennison (1979)
Judson Flint (1980-82)
Don Rogers (1984-85)
Joe Morris (1991)
Alan Haller (1992)
Earnest Byner (1994-95)
Johnny Thomas (1995)
Omar Stoutmire (#1999)
Earl Little (1999-04)
Pete Hunter (2005)
Ralph Brown (2006)
Mike Adams (2007-11)
Montario Hardesty (2012)
Shaun Draughn (2014-15)
Briean Boddy-Calhoun (2016-18)
Tavierre Thomas (2019-20)
Greg Newsome (2021)

21

Dean Brown (1969)
Stan Brown (1971)
Van Green (1973-76)
Oliver Davis (1977-80)
Mike Whitwell (1983)
Corey Gilmore (*1987)
Eric Metcalf (1989-94)
Earnest Byner (1995)
Marquis Smith (1999-01)
Lewis Sanders (2002-03, 2004)
James Jackson (2004)
Brodney Pool (2005-09)
Eric Wright (2010)
Dmitri Patterson (2011-12)
Chris Owens (2013)
Justin Gilbert (2014-15)
Jamar Taylor (2016-17)
Denzel Ward (2018-21)

22

Frank Gatski (1946-51)
Rex Bumgardner (1952)
Ken Konz (1953-59)
Rich Mostardi (1960)
Tom Watkins (1961)
Lowell Caylor (1964)
Bobby Franklin (1966)
Billy Devrow (1967)
Clarence Scott (1971-83)
Felix Wright (1985-90)
Perry Kemp (*1987)
Vince Newsome (1991-92)
Ricky Powers (1995)
Tim McTyer (1999)
Todd Franz (2000)
Michael Jameson (2002-04)
Brandon McDonald (2007-09)
Derrick Roberson (2010)
Mike Bell (2010)
Buster Skrine (2011-14)
Tramon Williams Sr. (2015-16)
Jabrill Peppers (2017-18)
Eric Murray (2019)
Grant Delipit (#2020, 2021)

23

Larry Benz (1963-65)
Clifford Brooks (1972-74)
Bill Craven (1976)
Larry Collins (1978)

Mark Kafentzis (1982)
Mark Harper (1986-90)
DeJuan Robinson (*1987)
Randy Baldwin (1992-94)
Earnest Hunter (1995)
Marquez Pope (1999)
Errict Rhett (2000)
Devin Bush (2001-02)
C.J. Jones (#2003)
Adimchinobe Echemandu (2004)
Ray Mickens (2005)
Chris Barclay (#2006)
Gary Baxter (#2007)
Travis Daniels (2008)
Hank Poteat (2009)
Joe Haden (2010-16)
Howard Wilson (#2017)
Damarius Randall (2018-19)
Andrew Sendejo (2020)
Troy Hill (2021)

24

Mel Maceau (1946-48)
Tommy Thompson (1949-51)
Warren Lahr (1952-59)
Bobby Franklin (1960-65)
Ernie Kelleremann (1966-71)
Bobby Majors (1972)
Pete Athas (1975)
Terry Brown (1976)
Randy Rich (1978-79)
Autry Beamon (1980-81)
Cleotha Montgomery (1981)
Vagas Ferguson (1983)
Greg Best (1984)
Ray Ellis (1986-87)
Anthony Blaylock (1988-91)
Randy Baldwin (#1991-92)
Terry Taylor (1992-93)
Reginald Jones (#1994)
Corey Fuller (1999-01)
Robert Griffith (2002-04)
Gary Baxter (2005-06)
Eric Wright (2007-09)
Sheldon Brown (2010-12)
Johnson Bademosi (2013-15)
Ibraheim Campbell (2016-17)
Howard Wilson (#2018)
Nick Chubb (2018-21)

25

Charles Leigh (1968-69)
Frank Pitts (1971-73)
Rolly Woolsey (1977)
Pat Moriarty (1979)
Charles White (1980-82,84)
Vincent Barnett (*1987)
Anthony Florence (1991)
Alfred Jackson (1991-92)
Dana Hall (1995)
Sedrick Shaw (1999)
Lewis Sanders (2000)
Corey Fuller (2002)
Chris Crocker (2003-05)
Justin Hamilton (2006)
Kenny Wright (2007)
Terry Cousin (2008)
Coye Francies (2009)
Chris Ogbonayya (2011-13)
Ifo Ekpre-Okumu (#2015)
George Atkinson III (2016)
Dontrell Hilliard (2018-20)
Brian Allen (#2020)
Demetric Felton (2021)

26

Ray Renfro (1952-63)
Dave Raimey (1964)
Reece Morrison (1968-72)
Billy Lefear (1972-75)
Tom Sullivan (1978)
Dino Hall (1979-83)
Greg Allen (1985)
Arthur Williams (*1987)
Keith Jones (1989)
Raymond Clayborn (1990-91)
Ron Wolfley (1992-93)

Michael Davis (1995)
Anthony Malbrough (2000)
Dyshod Carter (2001)
Nick Maddox (2003)
Sean Jones (2005-08)
Abram Elam (2009-10)
Trevin Wade (2012)
Willis McGahee (2013)
Pierre Desir (2014-15)
Marcus Burley (2016)
Derrick Kindred (2017-18)
Greedy Williams (2019, #2020, 2021)

27

Walter Roberts (1964-66)
Carl Ward (1967-68)
Randy Minniear (1970)
Rickey Stevenson (1970)
Thom Darden (1972-74, 1976-81)
Gary Davis (#1981)
Mike Whitwell (1982)
Al Gross (1983-87)
Brian Dudley (*1987)
Derrick Gainer (1990)
Derrick Douglas (1991)
Stevon Moore (1992-95)
Karim Abdul-Jabbar (1999)
Lamar Chapman (2000-01)
Roosevelt Williams (2003)
Dee Brown (2004)
Brian Russell (2005-06)
Nick Sorensen (2007-10)
Eric Hagg (2011-12)
Edwin Baker (2013)
Robert Turbin (2015)
Daryl Richardson (#2015)
Matthew Dayes (2017)
Tavierre Thomas (2018)
Kareem Hunt (2019-21)

28

Dick Deschaine (1958)
Ben Davis (1967-68, 1970-73)
Eddie Brown (1974-75)
Ron Bolton (1976-82)
Herman Fontenot (1985-88)
Steve Pierce (*1987)
Robert Goins (*1987)
Tyronne Shavers (1991)
James Brooks (1992)
Erik McMillan (1993)
Everson Walls (1992-93)
Don Griffin (1994-95)
Rashidi Barnes (2000)
Leigh Bodden (2003-07)
Allen Patrick (2008)
James Davis (2009-10)
Clifton Smith (2010)
Sabby Piscitelli (2010)
Usama Young (2011-12)
Dion Lewis (#2013)
Terrance West (2014)
Glenn Winston (2015, #2016)
Darius Hillary (#2016, 2017)
E.J. Gaines (2018)
Kevin Johnson (2020)
Jeremiah Owusu-Koramoah (2021)

29

Tommy McDonald (1968)
Walt Sumner (1969-74)
Hanford Dixon (1981-89)
Brent Fullwood (1990)
Eric Turner (1991-95)
Rashaan Salaam (1999)
James Jackson (2001-03)
Jason Wright (2005-08)
Maquis Floyd (#2009)
Thomas Brown (#2009)
Brandon Jackson (#2011, 2012)
Leon McFadden (2013)
Duke Johnson Jr. (2015-18)
Sheldrick Redwine (2019-20)
Herb Miller (2021)

30

Bill Willis (1946-51)
Emerson Cole (1952)

Sherman Howard (1953)
Maurice Bassett (1954-56)
Lew Carpenter (1957-58)
Bernie Parrish (1959-66)
Ron Johnson (1969)
Ken Brown (1970-75)
Cleo Miller (1976-82)
Boyce Green (1983-85)
Billy Robinson (*1987)
Thane Gash (1988-90)
Jamel White (2000-2003)
Antonio Perkins (2005-06)
Ricardo Colclough (#2007)
Gerard Lawson (2008-09)
Eric King (2010)
Jim Leonhard (2014)
Ibraheem Campbell (2015)
Derrick Kindred (2016)
Jason McCourty (2017)
D'Ernest Johnson (2019-21)

31

Charley Harraway (1966-68)
Bob Hunt (1974)
Cleo Miller (1975)
James Black (1984)
Frank Minnifield (1984-92)
Stacey Hairston (1993-95)
Raymond Jackson (1999-01)
William Green (2002-05)
Jereme Perry (2006)
Jamal Lewis (2007-09)
Montario Hardesty (#2010, 2011)
Prince Miller (2012)
Dontie Whitner (2014-15)
Trey Caldwell (2016)
Brandon Wilds (#2017)
Reggie Porter (2017)
Justin Burris (2018-19)
Andy Janovich (2020-21)

32

Lin Houston (1946-51)
Harry Jagade (1952-53)
Fred Morrison (1954-56)
JIM BROWN (1957-65)

33

Randy Schultz (1966)
Nathaniel James (1968)
Tom Schoen (1970)
Bo Cornell (1971-72)
Reggie Rucker (1975-81)
Curtis Dickey (1985-86)
Kirk Jones (*1987)
Mike Oliphant (1989)
Leroy Hoard (1990-95)
Daylon McCutcheon (1999-05)
DeAngelo Smith (#2009)
Thomas Clayton (2011)
Trent Richardson (2012-13)
Jordan Poyer (2013-16)
Darius Jackson (#2017)
Phillip Gaines (2018)
Tigie Sankoh (#2019)
Ronnie Harrison Jr. (2020-21)

34

George Cherokee (1946)
Bob Gaudio (1947)
Abe Gibron (1950-51)
Walt Michaels (1952-61)
Stan Sczurek (1963)
Ken Webb (1963)
Mike Howell (1965-72)
Greg Pruitt (1973-81)
David Green (1982)
Kevin Mack (1985-93)
Marcus Lee (1994)
Lorenzo White (1995)
Madre Hill (1999)
Chris Floyd (2000)
Ben Gay (2001)
R.J. Bowers (2002-03)
Lewis Sanders (2004)
Reuben Droughns (2005-06)
Chris Jennings (2009)
Thomas Clayton (2010)

James Dockery (2011)
Bobby Rainey (2013)
Isaiah Crowell (2014-17)
Carlos Hyde (2018)
Robert Jackson (2019-20)
Brian Allen (2021)
Tim Harris (2021)
Dexter Williams (#2021)

35

Alex Agase (1948-51)
Galen Fiss (1956-66)
Larry Conjar (1967)
Bo Scott (1969-74)
Brian Duncan (1976-77)
Calvin Hill (1978-81)
Enis Jackson (*1987)
Stacey Driver (*1987)
Will Hill (1988)
Barry Redden (1989-90)
Perry Phenix (#2001)
Dyshod Carter (2004)
Jerome Harrison (2006-10)
Armond Smith (2011)
Fozzy Whittaker (2013)
Isaiah Trufant (#2014)
Don Jones (2015-16)
Darius Jackson (#2016)
C.J. Smith (2017)
Jermaine Whitehead (2018-19)
Jovante Moffatt (2020-21)

36

Ed Ulinski (1946-49)
Tommy Thompson (1950)
Marion Motley (1952-53)
Ed Modzelewski (1955-59)
Billy Kinard (1956)
Jamie Caleb (1960)
Charley Scales (1962-65)
Nick Pietrosante (1966-67)
Dick Davis (1969)
Steve Engel (1970)
Henry Hynoski (1975)
Eddie Payton (1977)
Bill Jackson (1982)
Stephen Braggs (1987-91)
Vince Carreker (*1987)
Fred Foggie (1992)
Issac Booth (1994-95)
Chris Akins (2001-02)
Ron Israel (2003)
Corey McIntyre (2005)
Ben Emanuel (#2006)
Coye Francies (2010)
K'Waun Williams (2014-15)
Derron Smith (2017)
Jeremiah McKinnon (2018)
Elijah McGuire (2019)
M.J. Stewart (2020-21)

37

George Groves (1946)
Bob Kolesar (1946)
Jamie Caleb (1965)
Hugh McKinnis (1973-75)
Chris Rockins (1984-87)
Harlon Barnett (1990-92)
Bernie Thompson (1994-95)
Anthony Henry (2001-04)
Mike Hawkins (2006)
Anthony Madison (2009)
Johnson Bademosi (2012)
Josh Aubrey (2013)
Trae Elston (2016)
Denzel Rice (2018)
Tre Harbison (#2021)
Tedric Thompson (2020-21)

38

Weldon Humble (1947-50)
Bob Gaudio (1951)
Maurice Bassett (1954)
Sam Baker (1960-61)
Stan Sczurek (1963-65)
Larry Poole (1975-77)
Johnny Davis (1982-87)
Larry Mason (*1987)

Alvin Horn (*1987)
George Swarn (*1987)
Odie Harris (1991-92)
Antonio Langham (1994-95, 1999)
Earthwind Moreland (2001)
Therrian Fontenet (2006)
Cedric Peerman (#2009)
Ramzee Robinson (2009)
Julian Posey (2013)
Aaron Berry (2014)
B.W. Webb (#2017)
T.J. Carrie (2018-19)
A.J. Green (2020-21)

39

Alex Kapter (1946-47)
Billy Pritchett (1975)
Major Everett (1986, *1987)
Stanley Carraway (*1987)
Randy Hilliard (1990-93)
Marlon Forbes (1999)
Brandon Jennings (#2001)
Michael Lehan (2003-05)
Daven Holly (2006-08)
Tashaun Gipson (2012-15)
Ed Reynolds II (2016)
Justin Currie (2017)
Terrance Mitchell (2018-20)
Richard LeCounte III (2021)

40

Jim Daniell (1946)
Dub Jones (1952-55)
Preston Carpenter (1956-59)
Prentice Gault (1960)
Preston Powell (1961)
Howard Cassady (1962)
Jim Shorter (1962-63)
Erich Barnes (1965-71)
Preston Anderson (1974)
Tom London (1978)
Rod Perry (1983-84)
Mike McCade (*1987)
Kyle Kramer (1989)
Lynn James (1991)
Tarek Saleh (1999-00)
Peyton Hillis (2010-11)
Kiero Small (2014)
De'Ante Saunders (2015)
Danny Vitale (2016-17)
Tigie Sankoh (#2018)
Malik Jefferson (2019)
Johnny Stanton IV (2021)

41

Ralph Smith (1965-68)
Dave Jones (1969-71)
Jerry Wilkinson (1980)
Troy Wilson (*1987)
Anthony Florence (1991)
Tim Jacobs (1993-95)
Travis Prentice (2000)
Charles Ali (2007-08)
Ray Ventrone (2009-12)
Glenn Winston (2014)
Raheem Mostart (2015)
Tracy Howard (2016)
Mike Jordan (2017)
Montrel Meander (2020, #2021)
John Kelly Jr. (2021)

42

Chet Adams (1946-48)
Derrell Palmer (1949-51)
Tommy James (1952-55)
Lowe Wren (1956-59)
Bob Crespino (1961-63)
Paul Warfield (1964-69, 1976-77)
Gloster Richardson (1972-74)
Dwight Walker (1982-84)
Tim Manoa (1987-89)
Calvin Pierce (*1987)
Latin Berry (1991-92)
Louis Riddick (1993-95)
Terry Kirby (1999)
Carl Fair (2001)
Raymond Walls (2002)
Terrelle Smith (2004-06)

Hamza Abdullah (2008)
Robert Nelson (2014)
Malcolm Johnson (2015-16)
Marquez Williams (2017)
Morgan Burnett (2019)
Karl Joseph (2020)
Tony Fields (2021)

43

Bob Smith (1955-56)
Billy Kinard (1956)
Volney Quinlan (1956)
Ron Green (1967-68)
Fair Hooker (1969-74)
Mike Pruitt (1976-84)
Tony Baker (1986, 1988)
Stacy Williams (*1987)
Joe King (1991)
Del Speer (1993-94)
Vashone Adams (1995)
George Jones (1999)
Percy Ellsworth (2000-01)
Kalvin Pearson (2002)
T.J. Ward (2010-13)
Charles Gaines (2015)
Rajion Neal (#2016)
Kai Nacua (2017)
Johnny Stanton (2020)
John Johnson III (2021)

44

Lou Rymkus (1946-51)
Sherman Howard (1952)
Don Phelps (1952)
Don Shula (1952)
John Pettibon (1955-56)
Chet Hanulak (1957)
Jim Shofner (1958-63)
Leroy Kelly (1964-73)
Earnest Byner (1984-88)
Stefon Adams (1990)
Lee Rouson (1991)
Tommy Vardell (1992-95)
Marc Edwards (1999-00)
Mike Sellers (2001)
Lee Suggs (2003-05)
Jed Collins (#2008)
Eddie Williams (2011, #2012)
Ben Tate (2014)
Nate Orchard (2015-17)
Sione Takitaki (2019-21)

45

Ray Piskor (1947)
Ben Pucci (1948)
Bill Willis (1949)
John Kissell (1951)
Bob Smith (1955)
Leroy Bolden (1958-59)

ERNIE DAVIS**46**

Lou Groza (1946-51)
Ace Loomis (1952)
Billy Reynolds (1953-54, 1957)
Henry Ford (1955)
Bob White (1955)

DON FLEMING (1960-62)**47**

Jamie Caleb (1960)
Ricky Jones (1977-79)
Larry Braziel (1982-85)
Mike Crawford (*1987)
Keith Bostic (1990)
Barry Wilburn (1992)
Tim Jacobs (1993)
Ryan McNeil (1999)
Scott Frost (2001)
Alvin Morrow (#2001)
Lawrence Vickers (2006-10)
Brad Smelley (2012)
Marqueis Gray (2013)
Charley Hughlett (#2014, 2015-21)

48

Ernie Blandin (1946-47)
Forrest Grigg (1948-51)
Chet Hanulak (1957)
Preston Carpenter (1956)
Milt Campbell (1957)
Ernie Green (1962-68)
Dave Sullivan (1973-74)
John Pitts (1975)
Ken Ellis (1977)
Lawrence Johnson (1979-84)
D.D. Hoggard (1985-87)
George Landry (*1987)
Brian Washington (1988)
Brian Kinchen (1991)
Mark Bavaro (1992)
Najee Mustafaa (1993)
Frank Hartley (1994-95)
Selwyn Jones (#1994)
Rod Monroe (2001)
Kevin McLeod (2003)
Sherrrod Coates (2004)
Owen Marecic (2011-12)
Ray Agnew (2014)
Jeremy Cash (#2017)
Elijah Benton (2020)
Brian Hill (#2021)

49

Len Simonetti (1946-48)
Joe Spencer (1949)
John Sandusky (1950-51)
Bobby Mitchell (1958-61)
Tom Wilson (1962)
Walter Beach (1963-66)
George Youngblood (1967)
Alvin Mitchell (1968-69)
Jim Hill (1975)
Neal Craig (1975-76)
Clinton Burrell (1979-84)
Steve Lauter (*1987)
Robert Lyons (1989)
Bruce McGonnigal (1991)
Clarence Williams (1993)
Keith Heinrich (2003-04)
Josh Keyes (2017)
Joe Kerndig (#2019)
JT Hassell (2019)

50

John Yonakor (1946-49)
Jim Martin (1950)
Bob Oristaglio (1951)
Hal Herring (1952)
Tom Catlin (1953-54)
Vince Costello (1957-66)
John Garlington (1968-77)
Don Goode (1980-81)
Tom Cousineau (1982-85)
Brad Van Pelt (1986)
Lucius Sanford (1987)
Mike Teifke (*1987)
Van Waiters (1988-91)
Frank Stams (1992-95)
Michael Hamilton (2000)
Barry Minter (2001)
Earl Holmes (2002)
Jeff Faine (2003-05)
Rob Smith (2006)
Colby Bockwoldt (2007)
Marvin Philip (#2007)
Eric Barton (2009-10)
James-Michael Johnson (2012)
Darius Eubanks (2013, #2014)
Jayson DiManche (2015)
Scooby Wright III (#2016)
B.J. Bello (2017)
Chris Smith (2018-19)
Jacob Phillips (2020-21)

51

Dale Lindsey (1965-72)
Leo Tierney (1978)
Eddie Johnson (1981-90)
Gerald Dixon (1993-95)
Lenoy Jones (1999, 2001)

Ryan Taylor (2000)
Lenoy Jones (2002)
Chau Thompson (2003-07)
Shantee Orr (2008)
Alex Hall (2009)
Chris Gocong (2010-11, #2012)
Barkevious Mingo (2013-15)
Jamie Collins Sr. (2016-18)
Mack Wilson (2019-21)

52

George Young (1946-51)
Frank Gatski (1952-56)
Joe Amstutz (1957)
Dave Lloyd (1959-61)
Mike Lucci (1962-64)
Billy Andrews (1967-74)
Mel Long (1974)
Dick Ambrose (1975-83)
David Grayson (*1987)
Nick Miller (1987)
Ken Rose (1990)
Richard Brown (1991-92)
Pepper Johnson (1994-95)
Brant Boyer (2001-2003)
Matt Stewart (2006)
D'Qwell Jackson (2008-2009, #2010, 2011-13)
Eric Martin (2014)
Corey Lemonier (2016)
James Burgess Jr. (2017-18)
Ray-Ray Armstrong (2018)
Robert McCray (2019)
Elijah Lee (2020-21)

53

Alton Coppage (1946)
Marshall Shurnas (1947)
Frank Kosikowski (1948)
Bill O'Connor (1949)
Len Ford (1950-51)
Frank Morze (1963)
Bob Whitlow (1968)
Tom Beaulter (1970)
Mel Long (1972-73)
Bill Cowher (1980-82)
Jim Dumont (1984)
Stuart Anderson (1984)
Anthony Griggs (1986-88)
Tom Polley (*1987)
Cedric Figaro (1991-92)
Pepper Johnson (1993-94)
John Thierry (1999)
Rahim Abdullah (2000)
Mason Unck (2003-06)
Kris Griffin (2007-08)
Josh Stamer (2009)
Matt Roth (2009-10)
Brian Smith (2011)
Craig Robertson (2012-15)
Joe Schobert (2016-19)
Nick Harris (2020-21)

54

John Rokisky (1946)
Tommy Thompson (1952-53)
Tony Adamle (1954)
Sam Palumbo (1955-56)
Pete Perini (1955)
Tom Catlin (1957-58)
Bob Denton (1960)
Sam Tidmore (1962-63)
Fred Hoaglin (1966-72)
Tom DeLeone (1974-84)
Mike Junkin (1987-88)
Jerry Parker (*1987)
Randy Kirk (1991)
Ed Sutter (1993-95)
Chester Burnett (2000)
Tarek Saleh (2001)
Andra Davis (2002-08)
Blake Costanzo (2009-10)
Benjamin Jacobs (2011)
Adrian Moten (2012)
Quentin Groves (2013)
Zac Diles (2014)
Scott Solomon (2014-15)

Dominique Alexander (2016-17)
Tanner Vallejo (2018)
Olivier Vernon (2019-20)
Willie Harvey Jr. (2021)

55

John Harrington (1946)
John Demarie (1967)
Chuck Reynolds (1969-70)
Dave Graf (1975-79)
Curtis Weathers (1979, 1982-85)
John Mohring (1980)
Tim Crawford (*1987)
Jock Jones (1990-91)
Rahim Abdullah (1999)
Marty Moore (2000)
Anthony Denman (2001)
Barry Gardner (2003-04)
Matt Stewart (2005)
Willie McGinest (2006-08)
Alex Mack (2009-15)
Danny Shelton (2016-17)
Genard Avery (2018-19)
Tae Davis (2019-20)
Takkari McKinley (2021)

56

Dante Lavelli (1946-51)
Don Steinbrunner (1953)
Art Hunter (1957-59)
John Morrow (1960-66)
Bob Matheson (1967-70)
Jim Romaniszyn (1973-74)
Jack LaVeck (1975)
Robert L. Jackson (1978-81)
Chip Banks (1982-86)
Dick Teets (*1987)
David Grayson (1987-90)
Bobby Abrams (1992)
Mike Caldwell (1993-95)
Lenoy Jones (2000)
Darren Hambrick (2002)
Sherrod Coates (2003)
Eric Westmoreland (2004)
Nick Speegle (2006)
Antwan Peek (2007-08)
Kaluka Maiava (2009-12)
Eric Martin (2013)
Karlous Dansby (2014-15)
Demario Davis (2016)
Deon King (2017)
Xavier Woodson-Luster (2018)
Willie Harvey (2019)
Malcolm Smith (2020-21)

57

Clay Matthews (1978-93)
Stevan Nave (*1987)
Jason Kyle (1999)
Dwayne Rudd (2001-02)
Orantes Grant (2003)
Warrick Holdman (2004)
Jody Littleton (2005)
David Veikune (2009)
Eric Alexander (2010)
Christian Yount (2011-14)
Cam Johnson (2015-16)
Adarius Taylor (2019)
Ifeadi Odenigbo (2021)

58

Mac Speedie (1946-51)
Frank Morze (1962)
Rick Kingrea (1971-72)
Mark Johnson (1977)
Clifton Odum (1980)
Bruce Hulther (1981)
Scott Nicolas (1982-86)
Cliff Hannemann (*1987)
Clifford Chariton (1988-89)
Marcus Cotton (1990)
David Brandon (1991-93)
Carl Banks (1994-95)
Wali Rainer (1999-01)
Ben Taylor (2002-05)
D'Quell Jackson (2006-07)
Beau Bell (2008)
Marcus Benard (2009-11, #2012)

L.J. Fort (2012)
Brandon Magee (2013)
Christian Kirksey (2014-19)
Anthony Fabiano (2020)
Malik McDowell (2021)

59

Alton Coppage (1946)
Horace Gillom (1947-51)
Wayne Meylan (1968-69)
Rudy Kuechenberg (1970)
Charlie Hall (1971-80)
Kevin Turner (1982)
Dale Carver (1983)
David Marshall (1984)
Mike Johnson (1986-93)
James Capers (*1987)
Craig Powell (1995)
Kendall Ogle (1999)
Doug Colman (2000)
Kevin Bentley (2002-04)
Nick Speegle (2005)
Clifton Smith (2006)
Keith Adams (2007)
Titus Brown (2008-11)
Emmanuel Acho (#2012)
Tank Carder (2013-16, #2017)
D'Juan Hines (2018)
Trevon Young (#2020)
Curtis Weaver (2021)

60

Otto Graham (1946-51)
Bill Willis (1952-53)
Harold Bradley (1954-56)
John Wooten (1959-67)
Al Jenkins (1969-70)
Bob Babich (1973-78)
Jeff Wiska (1986)
Al Baker (1987, 1989-90)
Lance Zeno (1992-93)
Doug Dawson (1994)
Jed Devries (1995)
Shaun O'Hara (2000-2003)
Cosey Coleman (2005-06)
Steve Vallos (2010-11)
Ryan Miller (2012)
Patrick Lewis (#2013)
Jacobbi McDaniel (2014)
Gabe Ikard (#2016)
George Obinna (#2020)
Alex Taylor (2020)

61

Dale Memmlaar (1964)
Joe Bob Isbell (1966)
Bob DeMarco (1972-74)
Al Dennis (1976)
Greg Fairchild (1978)
Mike Baab (1982-87, 1990-91)
Steve Everitt (1993-95)
Everett Lindsay (2000)
John Nix (#2003)
Gerard Warren (2004)
Mike Pucillo (2005)
Isaac Sowell (2006, #2007, 2008)
Michael Bowie (#2014, #2015)
Anthony Fabiano (2016)
Curtis Weaver (#2020)

62

Cliff Lewis (1946-51)
Lin Houston (1952-53)
Herschel Forester (1954-57)
Duane Putnam (1961)
Dale Memmlaar (1964-65)
Joe Taffoni (1967-70)
Chris Morris (1972-73)
Glen Holloway (1974)
Al Dennis (1977)
George Ijja (1984-86)
Mike Katolin (*1987)
Ben Jefferson (1990)
Gene Williams (1993-94)
Eric Moore (1995)
Bill Duff (1999)
Paul Zukauskas (2001)
Craig Osika (2003, #2004)

Dwayne Ledford (#2005)
Lennie Friedman (2006-08)
Titus Adams (#2009, 2010)
Jason Pinkston (2011-13)
Ryan Seymour (2014)
Austin Reiter (2016-17)
Malcolm Pridgeon (@2020)
Blake Hance (2020-21)

63

Fred Robinson (1957)
Andy Cverko (1963)
Mike Sikich (1971)
Joe Carollo (1972-73)
Barry Darrow (1974-78)
Cody Risien (1979-83, 1985-89)
Mark Krowicz (#1985)
Jay Hilgenberg (1992)
Wally Williams (1994-95)
Brad Bedell (2000-01)
Kelvin Garmon (2004)
Joe Andruzzi (2005-06)
Marcus Martin (#2017)
Austin Corbett (2018-19)
Evan Brown (2020)
Javon Patterson (2020)

64

Bud Schwenk (1946)
George Terlep (1948)
Abe Gibron (1952-56)
Don Goss (1956)
Jim Ray Smith (1957-62)
Ted Connolly (1963)
Tom Goochy (1963)
Jim Copeland (1967-74)
Joe Jones (1975-78)
George Buehler (1978-79)
Joe DeLamielleure (1980-84)
Frank Winters (1987-88)
Blake Wingle (*1987)
Tom Baugh (1989)
Houston Hoover (1993)
Mike Bedosky (#1994)
Sale Isaia (#1995)
Dave Wohlabaugh (1999-02)
Ryan Pontbriand (2003-11)
Martin Wallace (2013)
Darrian Miller (2015)
Jonathan Cooper (2016)
J.C. Tretter (2017-21)

65

Joe Skibinski (1952)
Chuck Noll (1953-59)
Stan Sheriff (1957)
Ed Bettridge (1964)
John Demarie (1967-75)
Henry Sheppard (1976-81)
Bob Gruber (1986)
John Askin (*1987)
Ralph Tamm (1990-91)
Rod Milstead (#1993)
Elliott Fortune (#1995)
Jim Budren (1999-00)
Richard Mercier (2001)
Kirk Chambers (2004-05)
Eric Steinbach (2007-10, #2011)
Ronnie Cameron (#2012)
Garrett Gilkey (2013)
Gabe Ikard (#2015)
Kaleb Johnson (#2015)
Larry Ogunjobi (2017-20)

66

Lou Saban (1946)
Ermal Allen (1947)
Warren Lahr (1948)
Gene Donaldson (1953)
Gene Hickerson (1958-60, 1962-73)
Mike Seifert (1974)
Earl Edwards (1976-78)
Ted Petersen (1984)
Dave Sparenberg (*1987)
Tony Jones (1989-95)
Alex Bernstein (#1999)
Jeremy McKinney (#1999, 2001)
Paul Zukauskas (2002-2004)

Hank Fraley (2006-08)
Shawn Lauvao (2010-13)
Jamie Meder (2014)
Spencer Drango (2016-17)
Joey Ivie (#2020)
James Hudson (2021)

67

Sidney Williams (1964-66)
Craig Wycinsky (1972)
Chuck Hutchison (1973-75)
Mike Morris (1990)
Chris Thome (1991-92)
Quentin Neujahr (#1995)
John Jurkovic (1999)
Paul Snellings (#2000)
Tre Johnson (2001)
Melvin Fowler (2002-04)
Fred Matua (#2006)
Greg Eslinger (#2007)
Derreck Robinson (2009-10)
Kiante Tripp (2011)
Ishmaa'ily Kitchen (2012-14)
Austin Pasztor (2015-16)
Chris Barker (#2017)
Justin McCray (2019)
Cordell Iwuagwu (#2020)

68

Ed Sharkey (1952)
Larry Stephens (1960-61)
Bob Pena (1972)
Robert E. Jackson (1975-85)
Darryl Haley (*1987, 1988)
Barry Lee (*1987)
Ted Banker (1989)
Ed King (1991-93)
Lonnie Palelei (#1995)
Chris Ruhman (1999)
Chad Beasley (2002-2003)
Dave Yovanovitz (2005)
Seth McKinney (2007-08)
Billy Yates (2009-10)
Nick McDonald (2014)
Kyle Kalis (2018, #2019)
Drake Dorbeck (@2020)
Michael Dunn (2020-21)

69

John Macerelli (1956)
Jim Kanicki (1963-69)
Pete Adams (1974, 1976)
Leo Biedermann (1978)
Joel Patten (1980)
Dan Fike (1985-92)
Doug Dawson (1994)
Roger Chanoine (1999-02)
J'Vonne Parker (2005-06)
C.J. Mosley (2009)
Scott Paxson (2011)
Vinston Painter (2014)
Desmond Harrison (2018)
Cameron Malveaux (2020)

70

Gene Fekete (1946)
Spiro Dellerba (1947)
Ollie Cline (1948)
Ed Sustersic (1949)
Emerson Cole (1950-51)
John Kissell (1952)
Don Colo (1953-58)
Francis O'Brien (1959)
Jim Prestel (1960)
Errol Linden (1961)
John Brown (1962-66)
Joe Righetti (1969-70)
Andy Frederick (1970)
Mack Mitchell (1975-78)
Jerry Wilkinson (1980)
Tom Hopkins (1983)
Larry Williams (1986-88)
Daryle Smith (1989)
John Rienstra (1991-92)
Herman Arvie (1995)
Jon Harris (#1999)
Alvin McKinley (2001-02)
Enoch DeMar (2003-04)

L.J. Shelton (2005)
Nat Dorsey (2006-07)
Rex Hadnot (2008-09)
Brian Sanford (#2010, 2011-12)
Chris Faulk (#2013)
Sione Fua (2014)
Nile Lawrence-Stample (#2016)
Kevin Zeidler (2017-18)
Kendall Lamm (2019-20)
Alex Taylor (2021)

71

Walter Johnson (1965-76)
Jesse Turnbow (1978)
Matt Miller (1980-82)
#Bob Sikora (#1984)
#Scott Bolzan (#1985)
Ralph Van Dyke (*1987)
Tom Gibson (1989-90)
Leonard Burton (#1991)
Mike Bedosky (1994)
Jim Pyne (1999-2000)
Terrance Sykes (#2001)
Gaylon Hyder (2001)
Scot Osborne (#2003)
Damion Cook (2004)
Kelly Butler (2006, #2007)
Ahtyba Rubin (2008-14)
Danny Shelton (2015)
Matt McCants (#2017)
Earl Watford (2018)
Colby Gossett (#2019)
Jedrick Wills Jr. (2020-21)

72

Lou Saban (1947)
Harry Jagade (1951)
Derrell Palmer (1952-53)
John Kissell (1954-56)
Henry Jordan (1957-58)
Sid Youngelman (1959)
Floyd Peters (1959-62)
Mike Bundra (1964)
Jerry Sherk (1970-81)
Dave Puzzuoli (1983-87)
Charles Buchanan (1988)
Kevin Robbins (1990)
Bob Dahl (1992-95)
Steve Zahursky (1999)
Roman Oben (2000-01)
Ryan Tucker (2002-09)
Paul McQuistan (#2010)
Oniel Cousins (2011)
Mitchell Schwartz (2012-15)
Shon Coleman (2016-17)
Eric Kush (2019)
Colby Gossett (@2020)
Hjalte Froholdt (2021)

73

Floyd Peters (1959)
Monte Clark (1963-69)
Doug Dieken (1971-84)
Keith Bosley (*1987)
Gregg Rakoczy (1987-90)
Herman Arvie (1993-94)
Tim Goad (1995)
Darious Holland (1999-00)
Toby Myles (2001)
Derrick Ham (2001)
Joaquin Gonzalez (2002-04)
Joe Thomas (2007-17)

74

Gaylon Smith (1946)
Tony Adamle (1947-51)
Bob Gain (1952)
Don Steinbrunner (1953)
Mike McCormack (1954-62)
Dick Modzelewski (1964-66)
Bill Sabatino (1968)
Mitch Johnson (1971)
Carl Barisich (1973-75)
Mike St. Clair (1976-79)
Paul Farren (1983-91)
Tony Williams (1993)
Larry Webster (1995)
Orlando Bobo (1999)

James Brown (2000)
Mark Smith (2001)
Cedric Killings (#2001)
Felipe Claybrooks (2001)
Nick Eason (2004)
Nat Dorsey (2005)
Phil Trautwein (#2009)
Ko Quayle (2010)
Jarrod Shaw (#2012)
Paul McQuistan (2014)
Cameron Erving (2015-16)
Chris Hubbard (2018-21)

75

Jim McCusker (1963)
Roger Shoals (1963-64)
Bill Yanchar (1970)
Wes Grant (1972)
Allen Aldridge (1974)
Stan Lewis (1975)
Bob Lingenfelter (1977)
Cleveland Crosby (#1980)
Ray Bloch (#1981)
Mark Buben (1982)
Bill Contz (1983-86)
Alex Carter (1987)
Chris Pike (1989-90)
Pio Sagapolutele (1991-95)
Lomas Brown (1999)
Steve Zahursky (2000)
Damian Gregory (2002)
Javiar Collins (#2004)
Simon Fraser (2005-07)
Artis Hicks (2011)
Oniel Cousins (2012-13)
Joel Bitonio (2014-21)

76

Marion Motley (1946-51)
LOU GROZA (1952-59, 1961-67)

77

Willie Davis (1958-59)
Dick Schafrath (1960-71)
Fest Cotton (1972)
Mark Igenfritz (1974)
Ron East (1975)
Lyle Aizado (1979-81)
Matt Miller (1979, 1982)
Rickey Bolden (1984-89)
Ken Reeves (1990)
Fred Childress (1992)
Orlando Brown (1994-95, 1999)
Ross Verba (2001-02, 2004)
Kevin Shaffer (2006-08)
Floyd Womack (2009-10)
John Greco (2011-16)
Zach Banner (2017)
Wyatt Teller (2019-21)

78

John Sandusky (1952-55)
Art Hunter (1956)
Willie McClung (1958-59)
Gene Selawski (1960)
Ed Nutting (1961)
Frank Parker (1962-64, 1966-67)
Bob McKay (1970-75)
Mickey Sims (1977-79)
Carl Hairston (1984-89)
Rob Woods (1991)
Dan Footman (1993-95)
Tyronne Rogers (1999-04)
Ethan Kelley (2005-07)
John St. Clair (2009-10)
Reid Fragel (#2013)
Alvin Bailey (2016)
Rod Johnson (#2017)
Greg Robinson (2018-19)
Jack Conklin (2020-21)

79

Jerry Helluin (1952-53)
Don King (1954)
Bob Gain (1954-64)
Jim Battle (1966)
Bob Oliver (1969)
George Wright (1972)

Gerry Sullivan (1974-81)
Bob Golic (1982-88)
Mike Rusinek (*1987)
Mike Graybill (1989)
Scott Rehberg (1999)
Noel LaMontagne (2000)
DeVone Claybrooks (2001)
Barry Stokes (2002-03)
Scott Young (2008)
Tony Pashos (2010-11)
Rashad Butler (2013)
Andrew McDonald (#2014)
Geoff Gray (#2017)
Drew Forbes (2019, @2020, #2021)

80

Al Akins (1946)
Bob Cowan (1947-48)
Warren Lahr (1949-51)
Len Ford (1952-57)
Dick Schafrath (1959)
Jim Marshall (1960)
Bill Glass (1962-68)
Joe Jones (1970-71, 1973)
Willie Miller (1975-76)
Lawrence Williams (1977)
Willis Adams (1979-85)
Terry Greer (1986)
Chris Kelley (*1987)
Chris Dressell (#1988)
Vernon Joines (1990)
Lynn James (1991)
Danny Peebles (1991)
Shawn Collins (1992)
Tom McLemore (1993-94)
Andre Rison (1995)
Ronnie Powell (1999)
Aaron Shea (2000-03)
Kellen Winslow (2004, 2006-08)
Brian Robiskie (2009-11)
Travis Benjamin (2012-13)
Dwayne Bowe (2015)
Ricardo Louis (2016-17)
Jarvis Landry (2018-21)

81

Leon Clarke (1960-62)
Jim Garcia (1965)
Jack Gregory (1967-71, 1979)
Nick Roman (1972-74)
Oscar Roan (1975-78)
Harry Holt (1983-86)
Derek Tennell (*1987, 1987-89)
Scott Galbraith (1990-92)
Michael Jackson (1994-95)
Damon Gibson (1999)
David Dunn (1999)
Damon Dunn (1999)
Lenzie Jackson (2000)
Quincy Morgan (2001-04)
Antonio Bryant (2004-05)
Travis Wilson (2006, #2007)
Alex Smith (2010-12)
Tori Gurley (2013)
Jim Dray (2014-15)
Rashard Higgins (2016-19)
Austin Hooper (2020-21)

82

Bill Lund (1946-47)
Tommy James (1948-51)
George Young (1952-53)
Carlton Massey (1954-56)
Frank Clarke (1957-59)
Jim Houston (1960-72)
Tim George (1974)
Ozzie Newsome (1978-90)
Irv Smith (1999)
David Patten (2000)
Rickey Dudley (2001)
Steve Heiden (2002-09)
Benjamin Watson (2010-12)
Gary Barnidge (2013-16)
Kasen Williams (2017)

Orson Charles (2018)
Rashard Higgins (2020-21)

83

Darrel Brewster (1952)
Doug Atkins (1953-54)
Chuck Weber (1955-56)
A.D. Williams (1960)
Johnny Brewer (1961-67)
Chip Glass (1969-73)
Jubilee Dunbar (1974)
Ricky Feacher (1976-84)
Glen Young (1984)
Fred Banks (1985)
Glen Young (1987-88)
Donnie Echols (*1987)
Ray Butler (#1989)
Leo Lewis (1990)
Eugene Rowell (1990)
Arthur Cox (1991)
Darryl Ingram (1991)
Mark Bavaro (1992)
Mark Carrier (1993-94)
Michael Bates (1995)
Mark Campbell (1999-02)
Chad Mustard (2003)
Aaron Shea (2004-05)
Steve Sanders (2008)
Greg Eastandia (2009)
Chansi Stuckey (2010)
Keavon Milton (2013)
Brian Hartline (2015)
Dennis Parks (#2016)
Matt Hazel (#2017)
Ricky Seals-Jones (2019)
Alexander Hollins (#2020)
Lawrence Cager (2021)

84

Ray Terrell (1946-47)
Ken Carpenter (1950-51)
Horace Gillom (1952-56)
Jim Ray Smith (1956)
Bill Quinlan (1957-58)
Paul Wiggin (1959-67)
Marvin Upshaw (1968-69)
Bob Briggs (1971-73)
Jim Thaxton (1974)
Gary Parris (1975-78)
McDonald Oden (1980-82)
Earnest Richardson (1974)
Glenn Young (1984)
Duriel Harris (1984)
Webster Slaughter (1986-91)
Keith Tinsley (*1987)
Rico Smith (1992-95)
Darrin Chiaverini (1999-00)
Andre King (2001-04)
Billy Miller (2005)
Joe Jurevicius (2006-08)
Robert Royal (2009-10)
Jordan Cameron (2011-14)
Rob Housler (2015)
Jordan Payton (2016)
Derrick Willies (2018)
Ja'Marcus Bradley (2020-21)

85

Don Greenwood (1946-47)
Ara Parseghian (1948-49)
Ken Gorgal (1950)
Charley Ferguson (1961)
Clifton McNeil (1964-67)
Homer Jones (1970)
Frank Pitts (1971)
Paul Staroba (1972)
Ken Smith (1973)
Dave Logan (1976-83)
Bruce Davis (1984)
Clarence Weathers (1985-88)
David Verser (*1987)
Ray Williams (*1987)
Lawyer Tillman (1989, 1992-93)

Derrick Alexander (1994-95)
Kevin Johnson (1999-03)
C.J. Jones (#2003)
John Madsen (#2008)
Jake Allen (2009)
Sam Aiken (2010)
Brian Tyms (2013)
Rannell Hall (2015, #2016)
David Njoku (2017-21)

86

Lewis Mayne (1947)
Dub Jones (1948-51)
Dante Lavelli (1952-56)
Paul Wiggin (1957-58)
Bill Howton (1959)
Gern Nagler (1960-61)
Gary Collins (1962-71)
Gerald Irons (1976-79)
Dan Fulton (1981-82)
Brian Brennan (1984-91)
Terry Bell (*1987)
Patrick Rowe (1992-93)
Patrick Newman (1994)
Walter Reeves (1995)
Leslie Shepherd (1999)
Dennis Northcutt (2000-06)
Tim Carter (2007)
Martin Rucker (2008, #2009)
Michael Gaines (2009)
Johnathan Haggerty (2010)
Randall Telfer (#2015, 2016-17)
Pharoah Brown (2018-19)
Kyle Markway (#2020)
Connor Davis (#2021)
Miller Forristal (2021)

87

Fred Murphy (1960)
Tom Hutchinson (1963-65)
Eddie Barney (1967-68)
Rich Jackson (1972)
Curtis Weathers (1979-81)
Tim Stracka (1983-84)
Travis Tucker (1985-87)
Clayton Buford (*1987)
Ron Middleton (1989)
John Talley (1990-91)
Jamie Holland (1992)
Keenan McCardell (1992-95)
Zola Davis (1999)
Damon Dunn (2000)
O.J. Santiago (#2000, 2001)
Andre Davis (2002-04)
John Owens (#2005)
Darnell Dinkins (2006-08)
Mike Furrey (2009)
Dan Gronkowski (2011)
Andre Smith (2013)
Ryan Taylor (2014)
Seth DeVale (2016-18)
Jordan Franks (2021)

88

Bob Steuber (1946)
Mac Speedie (1952)
Darrel Brewster (1952-58)
Rich Kreitling (1959-63)
Ron Duncan (1967)
Ron Snidow (1968-72)
Steve Holden (1973-76)
John Smith (1979)
Rocky Beik (1983)
Darryl Lewis (1984)
Reggie Langhorne (1985-91)
Harold Stanfield (*1987)
Stephen Pierce (*1987)
Brian Kinchen (1991-95)
Ryan Collins (1999)
JaJuan Dawson (2000-01)
Frisman Jackson (2002-2003, 2005)
Chad Mustard (2004)
Brad Cieslak (2008)
Chansi Stuckey (2009)

Greg Estandia (2010)
Demetrius Williams (2010)
Josh Cooper (2012-13)
E.J. Bibbs (2015)
Darren Fells (2018)
Demetrius Harris (2019)
Harrison Bryant (2020-21)

89

Milt Morin (1966-75)
Keith Wright (1978-80)
Bobby Jones (1983)
Preston Brown (1984)
John Jefferson (1985)
Gerald McNeil (1986-89)
Louis Watson (*1987)
Mike Oliphant (1990-91)
Pete Holohan (1992)
Walter Reeves (1994-95)
Harold Bishop (1995)
Randy Palmer (1999)
Bobby Brown (2000)
Jammi German (2001)
Jake Moreland (2001)
Darnell Sanders (2002-2003)
Richard Alston (2004)
Paul Irons (2005)
Paul Hubbard (2008)
Evan Moore (2009-11)
Gerrell Robinson (#2014)
Phil Bates (#2014)
Connor Hamlett (2016)
Matt Lengel (2017)
Stephen Carlson (2019-20, #2021)

90

Edgar Jones (1946-49)
Rex Bumgardner (1950-51)
Reggie Craig (1977)
Marshall Harris (1980-82)
Ralph Malone (1986)
Rob Burnett (1990-95)
James Williams (1999)
Keith McKenzie (2000-01)
Mark Word (2002-2003)
Corey Jackson (2004)
David McMillan (2006-07)
Kenyon Coleman (2009-10)
Quinton Spears (2011)
Billy Winn (2012-14)
Emmanuel Ogbah (2016-18)
Brandin Bryant (2019)
Jordan Elliott (2020)
Jadeveon Clowney (2021)

91

Henry Bradley (1979-82)
Sam Clancy (1985-88)
Darryl Sims (*1987)
John Thornton (1991)
Marcus Spriggs (1999-2000, #2001)
Felipe Claybrooks (2003)
Jovan Haye (#2006)
Shaun Smith (2007-08)
Brian Schaefering (2009-11)
Hall Davis (2012)
Brian Sanford (2013)
Tyronne Holmes (2016-17)
Lenny Jones (#2018)
Ifeadi Odenigbo (#2018)
Brian Price (2018)
Eli Ankou (2019)
Joe Jackson (2020-21)

92

Tom Colella (1946-48)
Les Horvath (1949)
Dom Mosselle (1950)
Rich Dimler (1979)
Mike Robinson (1981-82)
Dave Butler (*1987)
Michael Dean Perry (1988-94)
Tau Papua (#1995)
Roy Barker (1999)
Courtney Brown (2000-04)

David McMillan (2005)
Ted Washington (2006-07)
Shaun Rogers (2008-10)
Jayme Mitchell (2011)
Frostee Rucker (2012)
Desmond Bryant (2013-15, #2016)
Lavar Edwards (2017)
Chad Thomas (2018-19)
Sheldon Day (2021)

93

Ron Crews (1980)
Scott Cooper (*1987)
Mike Wise (1991)
Jerry Ball (1993, 1999)
Travis Hill (1994-95)
Stalin Colinet (1999-01)
Mark Smith (2001-02)
Cedric Scott (2002)
Michael Myers (2003-04)
Orien Harris (2006)
Louis Leonard (2007-08)
Jason Trusnik (2009-10)
John Hughes III (2012-16)
Trevon Coley (2017-18)
B.J. Goodson (2020)
Tommy Toggia (2021)

94

Jim Dewar (1947)
Dean Sensenbaugher (1948)
Don Phelps (1950-51)
Elvis Franks (1980-84)
Robert Brannon (*1987)
Rusty Guilbeau (1987)
Bob Buczkowski (1990)
Frank Conover (1991)
Bill Johnson (1992-94)
Mike Frederick (1995)
Derrick Alexander (1999)
Gerard Warren (2001-2003)
Amon Gordon (2004)
Orlando Ruff (2005)
Leon Williams (2006-08, #2009)
Arnold Harrison (2009)
Travis Ivey (2010)
Auston English (2011, #2012)
Tank Carder (2012)
Randy Starks (2015)
Carl Nassib (2016-17)
Carl Davis (2018)
Bryan Cox (2019)
Adrian Clayborn (2020)
Porter Gustin (2021)

95

James White (#1985)
Marlon Jones (1987-89)
Calvin Wallace (*1987)
Rick Lyle (1994, #1995)
Jamir Miller (1999-02)
Antonio Garay (2003)
Jason Fisk (2005)
Kameron Wimbley (2006-09)
Steve Octavien (2010)
Juqua Parker (2012)
Armory Bryant (2013-15, #2016)
Myles Garrett (2017-21)

96

Don Shula (1951)
Reggie Camp (1983-87)
Andrew Stewart (1989)
James Jones (1991-94)
Mike Thompson (1999-00)
Greg Spires (2001)
Kenard Lang (2002-05)
Babatunde Oshinowo (2006)
Bobby Hamilton (2007)
Alex Hall (2008)
David Bowens (2009-10)
Emmanuel Stephens (2011-12)
Paul Hazel (2013)
Keith Pough (2014)
Xavier Cooper (2015-16)
Daniel Ekuale (2019)

Vincent Taylor (2020)
Jordan Elliott (2021)

97

Tom Brown (1981-83)
Mike Kovaleski (*1987)
Robert Banks (1989-90)
Ernie Logan (1991-93)
Romeo Bandison (#1994-95)
Chad Eaton (#1995)
Ryan Kuehl (1999-02)
Alvin McKinley (2003-06)
Santonio Thomas (2008)
Jayme Mitchell (#2010)
Jabaa Sheard (2011-14)
Gabe Wright (2016)
Dylan Wynn (#2016)
T.Y. McGill (2017)
Anthony Zettel (2018)
Porter Gustin (2019-20)
Malik Jackson (2021)

98

Carl Taseff (1951)
Aaron Moog (*1987)
Anthony Pleasant (1990-95)
Arnold Miller (1999-00)
Ebenezer Ekuban (2004)
Nick Eason (2005-06)
Robaire Smith (2007-10)
Phil Taylor (2011-14)
Jamie Meder (2015-17)
Sheldon Richardson (2019)

99

Fred Evans (1946)
Bill Boedeker (1947-49)
Keith Baldwin (1982-85)
Darryl Sims (*1987, 1987-88)
Johnnie Cooks (1991)
Alvin Wright (1992)
Rich McKenzie (1995)
Hurvin McCormack (1999)
Orpheus Roye (2000-07)
Corey Williams (2008-09)
Scott Fujita (2010-12)
Paul Kruger (2013-15)
Stephen Paea (2016)
Caleb Brantley (2017)
Devaroe Lawrence (2018-19)
Justin Zimmer (2019)
Andrew Billings (@2020)
Josiah Bronson (2021)

BOLD CAPS DENOTES RETIRED NUMBERS

* Denotes replacement player during 1987 players' strike.

On injured reserve the entire season, on active roster but did not play in a game or suspended did not play in a game.

\$ International player pathway program

@ Opted out during the 2020 season due to COVID-19.

ASSISTANT COACHES (1946-95, 1999-2021)

Ernie Adams.....	1991-95	Joe Daniels.....	1983-84	John Hufnagel.....	1999-00
Dave Adolph.....	1979-84, 1986-88	Jeff Davidson.....	2005-06	Jed Hughes.....	1989
Brian Angelichio.....	2014-15	Bill Davis.....	1999, 2011-12	Shaun Huls.....	2020-21
Bruce Ariens.....	2001-03	Charlie Davis.....	1986-87	Rod Humenuik.....	1975-82
Dave Atkins.....	2005-08	John Decoster.....	2020-21	Hal Hunter Sr.....	1989-92
Bobby Babich.....	2013-15	John DeFilippo.....	2015	Hal Hunter.....	2016
Brian Baker.....	2013	Alan DeGennaro.....	2007-09	Mark Hutson.....	2016-18
Phil Banko.....	2001-04	George DeLeone.....	2014-15	Lindy Infante.....	1986-87
Jim Bates.....	1991-93, 1995	Ken Delgado.....	2016-18	Larry Jackson.....	2018-21
Chris Beake.....	2011-12	Andy Dickerson.....	2009-10	Dick Jauron.....	2011-12
Raymond Berry.....	1976-77	Chris DiSanto.....	2013	Kent Johnston.....	2010-12
Tom Bettis.....	1985	Rod Dowhower.....	1994	Taver Johnson.....	2004
Paul Bixler.....	1954-62	Jim Dray.....	2019	Amos Jones.....	2018
Don Blackmon.....	1991	Chuck Driesbach.....	2014-15	Chris Jones.....	2019
Jeff Blasko.....	2019	Paul Dunn.....	2015	Dale Jones.....	2018-21
Ben Bloom.....	2020	Frank Edgerly.....	2015	Stan Jones.....	1989-90
Dwaine Board.....	2011-12	Bill Edwards.....	1947-48	William (Dub) Jones.....	1963-67
Todd Bowles.....	2001-04	George Edwards.....	2004	Tim Jorgensen.....	1999-01
Brian Braswell.....	2018	Matt Eberflus.....	2009-10	Scott Kanecki.....	2018
Zeke Bratkowski.....	1990	Jon Embree.....	2013	Derik Keyes.....	2013-15
Ray Braun.....	1988	Alonso Escalante.....	2019	Howard Keys.....	1970-71
Stephen Bravo-Brown.....	2020-21	Dick Evans.....	1960-63	Chris Kiffin.....	2020-21
Chuck Bresnahan.....	1994-95	Weeb Ewbank.....	1949-53	Joe Kim.....	2000
John Brickels.....	1946-48	Jon Fabris.....	2000	Billy Kinard.....	1976-77
Howard Brinker.....	1952-73	Mike Faulkner.....	1990	Freddie Kitchens.....	2018
Clarence Brooks.....	1999	Foge Fazio.....	2001-02	Rich Kotite.....	1978-82
Gary Brown.....	2009-12	Kirk Ferentz.....	1993-95	Jerod Kruse.....	2017-18
Callie Brownson.....	2020-21	Ken Flajole.....	2013	Greg Landry.....	1985
Buck Buchanan.....	1978	Brian Fleury.....	2014-15	Paul Lanham.....	1989-90
Chuck Bullough.....	2011-12	Len Fontes.....	1980-82	David Lee.....	2017
Jacob Burney.....	1994-95	Dick Gallagher.....	1947-49, 1955-59	Umberto Leone.....	2007-08
Jerry Butler.....	1999-00	Jim Garrett.....	1978-84	John Lilly.....	2019
Keith Butler.....	1999-02	Jeremy Garrett.....	2020-21	Ryan Lindley.....	2018-19
Bill Callahan.....	2020-21	Steve Gera.....	2013	Dale Lindsey.....	1974
Chris Caminiti.....	2008	Doug Gerhart.....	1975	Dowell Loggains.....	2014
James Campen.....	2019	Keith Gilbertson.....	2011	John Lott.....	2005-06
Dave Campo.....	2003-04	Monty Gibson.....	2018-21	Tosh Lupoi.....	2019
Pete Carmichael.....	2000	Aaron Glenn.....	2014-15	Rick Lyle.....	2009-12
Pete Carmichael Jr.....	2000	Todd Grantham.....	2005-07	Brandon Lynch.....	2020-21
Maurice Carthon.....	2005-06	Fred Graves.....	2004	Anthony Lynn.....	2007-08
Rock Cartwright.....	2016	Ernie Green.....	1969	Marwan Maalouf.....	2005-06
Wes Chandler.....	2007-08	Forrest Gregg.....	1974	Dick MacPherson.....	1978-80
Brad Childress.....	2012	Al Groh.....	1992	Evan Marcus.....	2016-21
Josh Christovich.....	2018-21	Lou Groza.....	1968-69	Eric Mangini.....	1995
Rob Chudzinski.....	2004, 2007-08	Paul Hackett.....	1981-82	Richard Mann.....	1985-93
Louie Cioffi.....	2013, 2016	Jeff Hafley.....	2014-15	Steve Marshall.....	2007-08
Ben Coates.....	2005-06	Steve Hagen.....	2001-04, 2009-12	Cannon Matthews.....	2016
Doug Colman.....	2019-21	Ray Hamilton.....	2001-02	Richie McCabe.....	1971-75
Blanton Collier.....	1946-53, 1962, 1975-76	Pep Hamilton.....	2016	Michael McCarthy.....	2015
William (Red) Conkright.....	1946	Todd Haley.....	2018	T.C. McCartney.....	2020-21
Ryan Cordell.....	2020-21	Mike Haluchak.....	2005-08	Mike McDaniel.....	2014
Walt Corey.....	1975-77	Tim Hauck.....	2012	George McDonald.....	2009-10
Bill Cowher.....	1985-88	Fritz Heisler.....	1946-70	Todd McNair.....	2001-03
Bryan Cox.....	2009-10	Jerome Henderson.....	2009-11	Richard McNutt.....	2008
Carl Crennel II.....	2005-06	Adam Henry.....	2018-19	Randy Melvin.....	2005-08
Romeo Crennel.....	2000	Richard Hightower.....	2014	Shawn Menenga.....	2011-17
Nolan Cromwell.....	2012	Pat Hill.....	1993-95	Mark Michaels.....	1999-00
Steve Crosby.....	1985, 1991-95	Al Holcomb.....	2019	Creighton Miller.....	1946
Joe Cullen.....	2013	Johnny Holland.....	2016	John Mitchell.....	1991-93
Brian Daboll.....	2009-10	Jerry Holmes.....	1999-00	Stump Mitchell.....	2019-21
John David Crow.....	1972-73	Ray Horton.....	2013, 2016	Dick Modzelewski.....	1968-77
Ted Daisher.....	2007-08	Jeff Howard.....	2020-21	Andy Moeller.....	2014-15

ASSISTANT COACHES (1946-95, 1999-2021)

Todd Monken.....2019	Brad Roll.....2013	Lionel Taylor.....1989-90
Wilbert Montgomery.....2014-15	Kurt Roper.....2015	John Teerlinck.....1989-90
Buddy Morris.....2002-04	Jerry Rosburg.....2001-06	Timmy Temerario.....1950-51
Howard Mudd.....1983-88	Keith Rowen.....1984	Tyler Tettleton.....2019
Tom Myslinski.....2004, 2007-09	Rob Ryan.....2009-10	Gary Tranquill.....1991-93
Robert Nunn.....2016	Nick Saban.....1991-94	Marc Trestman.....1988-89
Bob Nussbaumer.....1966-71	Eric Sanders.....2016-18	Bob Trott.....2005-08
Scott O'Brien.....1991-95	Al Saunders.....2016-18	Mel Tucker.....2005-08
Kevin O'Connell.....2015	Bob Saunders.....2016-18	Tony Tuioti.....2014-15
Tom Olivadotti.....1985-86	Phil Savage.....1991-93	Norv Turner.....2013
Jim O'Neil.....2014-15	Joe Scannella.....1982-84	Scott Turner.....2013
Chad O'Shea.....2020-21	Rip Scherer.....2005-08	Jeff Uhlenhake.....2005-06
Chuck Pagano.....2001-04	Kurt Schottenheimer.....1987-88	Ed Ulinski.....1954-70
Bob Palcic.....1999	Marty Schottenheimer.....1980-84	Cory Undlin.....2005-08
John Parrella.....2019	Greg Seamon.....2016-18	Alex Van Pelt.....2020-21
Andre Patterson.....2003-04	Brad Seely.....2009-10	Jim Vecchiarella.....1990
Clancy Pendergast.....2003	George Sefcik.....1975-77, 1989-90	Rick Venturi.....1994-95
Joe Pendry.....1985-88	John Settle.....1995, 2013	Frank Verducci.....2007-08
Ray Perkins.....1999-00	Sam Shade.....2018	Bob Voigts.....1946
Scott Peters.....2020-21	Kyle Shanahan.....2014	DeWayne Walker.....2017-19
John Petercuskie.....1978-84	Mike Sheppard.....1993-95	Darvin Wallis.....1983-88
Drew Petzing.....2020-21	Jim Hofner.....1978-80, 1990	George Warhop.....2009-13
Joker Phillips.....2015	Clyde Simmons.....2017-18	Stan Watson.....2016-17
Rob Phillips.....2001-04	Jerry Simmons.....1991-95	Anthony Weaver.....2014-15
Mike Pitts.....2000	Nick Skorich.....1964-70	Larrye Weaver.....1983
Kennedy Pola.....2004	Bob Slowik.....1999	Chuck Weber.....1978-79
Fran Polsfoot.....1972-74	Ryan Slowik.....2016	Mark Whipple.....2011-12
Joe Popp.....1989-90	Aril Smith.....1999	Joe Whitt.....2019
Dick Portee.....1999	Carl Smith.....2001-03, 2009-10	Ken Whisenhunt.....1999
Tom Pratt.....1981-88	Jerry Smith.....1973	Woody Widenhofer.....1993-94
Mike Priefer.....2019-21	Seitu Smith.....2020	Steve Wilks.....2019
Ray Prochaska.....1971-72	Tom Spann.....1995	Blake Williams.....2017-18
Dan Radakovich.....1989-90	Tony Sparano.....1999-00	Gregg Williams.....2017-18
Dave Redding.....1982-88	Kevin Spencer.....1991-94	Jerry Williams.....1971
Ray Rhodes.....2011-12	Luke Steckel.....2009-12	Kirby Wilson.....2016-17
Paul Ricci.....2014-15	Shane Steichen.....2013	Mike Wilson.....2011-12
Alfredo Roberts.....2007-08	Mike Sullivan.....2001-04, 2007-08, 2013	Jody Wright.....2019
Daron Roberts.....2013	Al Tabor.....1972-77	Mike Wolf.....2014-15
Terry Robiskie.....2001-06	Chris Tabor.....2011-17	Dick Wood.....1974
Kevin Rogers.....2020-21	Jason Tarver.....2020-21	Joe Woods.....2020-21
		Gary Wroblewski.....1989-90

STAFF
PLAYERS
2021 SEASON
HISTORY
RECORDS
GAME DAY

DRAFT CHOICES

1946

No draft		
	1947 - AAFC	
Hoerner, Dick	B	Iowa
(Pre-draft bonus selection)		
Rich, Lawrence	C	Tulane
(Pre-draft bonus selection)		
1. Chappuis, Bob (8)	B	Michigan
2. Cowbig, Gerry (16)	B	Notre Dame
3. Carpenter, Jack (24)	T	Michigan
4. Cowan, Bob (32)	B	Indiana
5. Griffen, Bill (40)	T	Kentucky
6. Bush, Jack (48)	T	Georgia
7. Rapacz, John (56)	C	Oklahoma
8. Hazelhurst, Bob (64)	B	Denver
9. Ellsworth, Ralph (72)	B	Texas
10. Dewar, Jimmy (80)	B	Indiana
11. Huber, Bill (88)	E	Illinois
12. Gianelli, Mario (96)	G	Boston
13. Shumas, Marshall (104)	E	Missouri
14. Signaigo, Joe (112)	B	Notre Dame
15. Widseth, Dean (120)	T	Minnesota

1948 - AAFC

1. Durkota, Jeff (8)	B	Penn State
3. Cline, Ollie (18)	B	Ohio State
7. Thompson, Tommy (41)	C	William & Mary
9. Smith, Bill (53)	T	North Carolina
11. Maughan, Ralph (65)	C	Utah State
12. Sensenbaugher, Dean (73)	B	Ohio State
13. Rubish, Mike (81)	E	North Carolina
14. Sarkesian, Alex (89)	C	Northwestern
15. Dworsky, Dan (97)	B	Michigan
16. Beasley, Scott (105)	E	Nevada
17. Steger, Russ (113)	B	Illinois
18. Hoistma, Lou (121)	E	William & Mary
19. Ashbaugh, Pete (129)	B	Notre Dame
20. Templeton, Dave (137)	G	Ohio State
21. Eddleman, Dike (145)	B	Illinois
22. Gambino, Lou (153)	B	Maryland
23. McDowell, Jim (161)	G	William & Mary
24. Fowle, Heywood (169)	T	North Carolina
25. Parseghian, Ara (177)	B	Miami (Ohio)
26. Saylor, Todd (185)	E	Lafayette (Pa.)
27. Caughron, Harry (193)	T	William & Mary
28. Lanzi, Pete (201)	E	Youngstown State
29. Roman, George (209)	T	Case Western Reserve
30. Sheehan, Mel (217)	E	Missouri

1949 - AAFC

1. Mitchell, Jack (8)	QB	Oklahoma
3. Collins, Albin "Rip" (21)	B	Louisiana State
4. McLellan, Bill (29)	E	Brown
5. McNeill, Ed (37)	T	Michigan
6. O'Malley, Tom (45)	B	Cincinnati
7. Alexander, Phil (53)	T	South Carolina
8. Canneveno, Mike (61)	B	Ohio State
9. Walker, Doak (69)	B	Southern Methodist
10. Adams, Norb (77)	B	Purdue
11. Norton, Negley (85)	T	Penn State
12. Burns, Frank (93)	B	Rutgers
13. Self, Clarence (101)	B	Wisconsin
14. Kersulis, Walt (109)	E	Illinois
15. Stuart, Bobby Jack (117)	B	Army
16. Bowne, J.L. "Dinky" (125)	B	Georgia Tech
25. Cooney, Larry (172)	B	Penn State
26. Liningar, Jack (177)	C	Ohio State
27. Gagne, Verne (182)	E	Minnesota
28. Moran, Jim (187)	B	John Carroll
29. Soboleski, Joe (192)	T	Michigan

1950 - NFL

1. Carpenter, Ken (13)	HB	Oregon State
2a. Sandusky, John (18)	OT/DT	Villanova
(from Detroit for rights to HB Doak Walker, drafted by Browns in 1949)		
2b. Martin, Jim (26)	OE/OT	Notre Dame
3. Robinson, Jimmy Joe (39)	HB	Pittsburgh
4. Wilson, Bob "Red" (52)	C/OE	Wisconsin
5. Phelps, Don "Dopey" (65)	HB	Kentucky
6. Gorgal, Ken (78)	QB	Purdue
7. Carter, Win (91)	FB	Missouri
8. Frizzell, Russ (104)	OE	Tulsa
9. Duncan, Jim (117)	T	Wake Forest
10. O'Pella, Frank (130)	HB/LB	William & Mary
11. Plotz, Bob (143)	G	Pittsburgh
12. Cole, Emerson (156)	FB	Toledo

13. Wright, Rupe (169)	G	Baylor
14. Harrington, Packard (182)	C	St. Mary's
15. Meland, Ted (195)	G	Oregon
16. King, William "Art" (208)	G	Ball State
17. McKinney, Hal (221)	G	Missouri Valley
18. Trave, Joe (234)	HB	Louisville
19. Songin, Ed "Butch" (247)	QB	Boston College
20. Hackney, John (260)	G	Murray State
21. Vogts, Leroy (273)	OG	Washington U. (St. Louis)
22. Dowling, Jim (286)	G	Santa Clara
23. Moselle, Don (299)	HB	Superior State
24. Woodland, Jack (312)	HB	Bowling Green
25. Brasher, Jim (325)	C	Maryland
26. Toogood, Charley (338)	T	Nebraska
27. Gray, Dick (351)	HB	Oregon State
28. Pyle, Billy (364)	HB	Texas
29. Schnelker, Bob (377)	E	Bowling Green
30. Massey, Jim (390)	HB	Detroit Mercy

1951 - NFL

1. Konz, Ken (14)	HB/S	LSU
2. Curtis, Ernest "Bucky" (26)	OE	Vanderbilt
3. Helluin, Jerome (38)	T	Tulane
4a. Oristaglio, Bob (39)	FL	Pennsylvania
(from San Francisco as payment for E Gordon Soltau)		
4b. Smith, Bob (41)	FB	Texas A&M
(from Green Bay for HB/DB Bill Boedeker)		
4c. Donovan, Artie (50)	T	Boston College
5. Loomis, Ace (62)	B	Wisconsin-LaCrosse
6. Rogas, Dan (74)	G	Tulane
7a. Holdash, Irving (82)	C	North Carolina
(from New York Yankees for John Yonakor)		
7b. Michaels, Walt (86)	HB	Washington & Lee
8a. Spinney, Art (88)	E	Boston College
8b. Clark, Max (98)	HB	Houston
(from Green Bay for QB Tom O'Malley)		
9a. Toler, Burrell (105)	G	San Francisco
(from Detroit for E Jim Duncan)		
9b. Shula, Don (110)	DB	John Carroll
10. Giurla, Chet (123)	G	Maryland
11. Custis, Bernie (135)	B	Syracuse
12a. Selliers, Milan (142)	HB	Florida State
(from Detroit Lions for FB Chuck Schroll)		
12b. Kirtley, Stew (147)	E	Morehead State
13. Voskuil, Bob (159)	C	Georgetown College (Ky.)
14. Cernoch, Rudy (171)	T	Northwestern
15. Skibinski, Joe (183)	G	Purdue
16. Pasky, Ed (195)	QB	South Carolina
17. Kane Leroy (207)	HB	Dayton
18. De Roin, Rube (219)	C	Oklahoma State
19. Solari, Ray (231)	G	California
20. Crocher, Jack (243)	B	Tulsa
21. Stone, Ray (255)	E	Texas
22. Taseff, Carl (267)	FB	John Carroll
23. Champion, Johnny (279)	HB	Southern Methodist
24. Benner, Wayne (291)	HB	Florida State
25. Knispel, John (303)	T	Wisconsin-LaCrosse
26. Williams, Fred (315)	T	Arkansas
27. Jones, Jack (327)	HB	Livingston State
28. Thrift, Roger (339)	HB	East Carolina
29. Driver, Bill (351)	QB	Florida State
30. Averno, Sisto (362)	G	Muhlenberg

1952 - NFL

1a. Rechichar, Bert (10)	DB	Tennessee
(from Detroit for E/T Jim Martin)		
1b. Agganis, Harry (12)	QB	Boston University
2. Hughes, Bill (24)	LB	Michigan State
3a. Kiosterman, Don (26)	QB	Loyola Marymount
(from New York Yankees)		
3b. Campanella, Joe (36)	DT	Ohio State
4a. Costa, Elmer (39)	T	North Carolina State
(from Green Bay)		
4b. Renfro, Ray (48)	HB	North Texas
5. Jankovich, Kever (60)	E	College of Pacific
6. Shields, Burrell (72)	DB	John Carroll
7. Pace, John (84)	T	Mississippi State
8a. Williams, Stan (86)	E	Baylor
(from New York Yankees)		
8b. Forester, Herschel (96)	G	Southern Methodist
9. Finnell, Bob (108)	B	Xavier
10. Ribiero, Pat (120)	T	College of Pacific
11. Logan, Dick (132)	T	Ohio State
12. Thompson, Roy (144)	B	Florida State
13. Cosgrove, Tom (156)	C	Maryland
14. Ruzich, Steve (168)	G	Ohio State
15. Alpin, Holland (180)	E	Tampa

16a. Neathery, Herb (189).....	HB	Illinois (from Detroit)
16b. Rowland, Ed (192).....	T	Oklahoma
17. Sheets, Stewart (204).....	T	Penn State
18. Mirchi, Ken (216).....	G	Santa Clara
19a. Talarico, Sam (225).....	T/G	Indiana (from San Francisco)
19b. Maccioli, Mike (228).....	B	Purdue
20. Brandenberg, Bob (240).....	B	Kansas
21. Calhoun, Dick (252).....	DT	Baylor
22. Johnson, Howard "Corky" (264) T.....		Santa Barbara
23. Robertson, Bobby (276).....	HB/P	Indiana
24. Wren, Lowe "Junior" (288).....	B	Missouri
25. Reddell, Billy (300).....	B	Florida
26. Vernasco, Joe (312).....	E	Illinois
27. Maletzky, Bill (324).....	G	Maryland
28. Pietro, John (336).....	B	Brown
29. Klevay, Walt (348).....	B	Ohio State
30. Saban, John (360).....	FB	Xavier

1953 - NFL

1. Atkins, Doug (11).....	DT	Tennessee
2. Reynolds, Billy (23).....	HB	Pittsburgh
3a. Bruney, Fred (35).....	HB	Ohio State
3b. Donaldson, Gene (37).....	G	Kentucky (from Detroit Lions for B Robert Smith)
3c. Hietikko, Jim (38).....	T	Ohio State (from Dallas Texans for QB Don Klosterman)
4b. Tamburo, Dick (47).....	CLB	Michigan State
5. Van Doren, Bob (59).....	E	Southern California
6. Steinbrunner, Don (71).....	CLB	Washington State
7. Filipski, Gene (83).....	B	Villanova
8. Massey, Carlton (95).....	E	Texas
9. McNamara, Bob (107).....	E	Minnesota
10. Natali, Elmo (119).....	FB	California State (Pa.)
11. Hilsinki, Dick (131).....	T	Ohio State
12. Willhoite, Elmer (143).....	G	Southern California
13. Fiss, Galen (155).....	LB	Kansas
14. Nagler, Gern (167).....	E	Santa Clara
15. Carson, Johnny (179).....	E	Georgia
16. Kuykendall, Eric (191).....	FB	Illinois
17. Bean, George (203).....	B	Utah
18. Batten, Dick (215).....	T	College of Pacific
19. Cain, Tom (227).....	G	Colorado
20. Noll, Chuck (239).....	T	Dayton
21. Crockett, Bill (251).....	G	Rice
22. Looper, Byrd (263).....	B	Duke
23. Kent, Ronnie (275).....	B	Tulane
24. Labenda, John (287).....	T	Wittenberg
25. Ellis, Jim (299).....	B	Michigan State
26. Hoag, Charley (311).....	B	Kansas
27. Sisco, Jack (323).....	C	Baylor
28. Verkirk, Ray (335).....	B	North Texas
29. Hobson, Clell (347).....	B	Alabama
30. Myers, Andy (358).....	G	Tennessee

1954 - NFL

Garret, Robert (1).....	QB	Stanford (Bonus Selection)
1. Bauer, John (12).....	G	Illinois
2. Hanulak, Chester "Chet" (24).....	HB	Maryland
3. Bassett, Maurice (36).....	FB	Langston (Okla.)
4. Higenberg, Jerry (48).....	C	Iowa
5. Lucky, William (60).....	T	Baylor
6a. Smith, James (64).....	T	Baylor (from Baltimore for C Tom Cosgrove)
6b. Jenkins, Asa (72).....	FB	Toledo
7. Miller, Donald (84).....	HB	Southern Methodist
8a. Barbish, William (95).....	HB	Tennessee (from San Francisco for DB Fred Bruney)
8b. Harris, Charles (96).....	HB	Georgia
9. Jones, Thomas (108).....	HB	Miami (Ohio)
10a. Goss, Donald (119).....	G	Southern Methodist (from San Francisco for T/E Bob Van Doren)
10b. Pagna, Thomas (120).....	HB	Miami (Ohio)
11. Schuebel, Max (132).....	T	Rice
12. Bruenich, Thomas (144).....	T	Maryland
13. Cummins, George (156).....	LB	Tulane
14. Head, James (188).....	FB	Iowa
15. Lyssy, Chester (180).....	B	Hardin-Simmons
16. Raidel, Richard (192).....	G	Kent State
17. Chapman, Howard (204).....	T	Florida
18. Whorman, William (216).....	B	South Carolina
19. Taylor, John (228).....	C	Austin
20. Pierce, Hugh (240).....	C	North Carolina State
21. Baughman, James (252).....	B	Illinois
22. Caudle, Lloyd (264).....	G	Duke
23. Mischak, Robert (276).....	E	Army
24. Grambling, John (288).....	QB	South Carolina

25. Hughes, Thomas (300).....	T	Virginia Tech
26. Lundy, Joseph (312).....	G	Kansas
27. Mapp, John (324).....	B	VMI
28. Vergara, Vincent (336).....	B	Syracuse
29. Carter, Troy (348).....	B	VMI

1955 - NFL

1. Burris, Kurt (13).....	CLB	Oklahoma
2. Renfro, Weldon "Dean" (25).....	HB	North Texas
3a. Hall, John (35).....	DT/LB	Iowa (from Chicago Bears with B Fred Morrison for B Harry Jagade)
3b. Freeman, Bob (37).....	QB	Auburn
4a. Reynolds, Paul (41).....	HB	Notre Dame (from Green Bay for T Jerome Helluin)
4b. Palumbo, Sam (49).....	DT/LB	Notre Dame
5. Dandoy, Aramis (61).....	HB	Southern California
6. Bolden, Leroy (73).....	HB	Michigan State
7. Locklear, Jack (85).....	CLB	Auburn
8. (choice traded to Detroit for E Marion Gaskin)		
9. Ford, Henry (109).....	HB	Pittsburgh
10. Dillon, Glen (121).....	OE	Pittsburgh
11. Knebel, Eric (133).....	T	Southern Methodist
12. Eaton, Jack (145).....	T	New Mexico
13. Borton, John (157).....	QB	Ohio State
14. Robinson, Fred (169).....	G	Washington
15. Smith, Bob (181).....	HB	Nebraska
16. Suchy, Don (193).....	C	Iowa
17. Leonard, Bob (205).....	FB	Purdue
18. Champlin, Steve (217).....	T	Oklahoma
19. Ebert, Tom (229).....	E	Kansas State
20. Proctor, William (241).....	T	Florida State
21. Spinks, Richard (253).....	HB	Texas Tech
22. Stone, Gerald (265).....	T	Southeastern Louisiana
23. Greer, James (277).....	E	Elizabeth City State
24. Matsock, John (289).....	HB	Michigan State
25. Lindo, Ernie (301).....	HB	College of Pacific
26. Fife, Don (313).....	C	Purdue
27. Baldwin, Bobby (325).....	B	Sam Houston State
28. Tokus, Ed (337).....	E	Georgia
29. Robinson, Tex (349).....	HB	Temple
30. Leachman, Lamar (360).....	C	Tennessee

1956 - NFL

1. Carpenter, Preston (13).....	HB	Arkansas
2. Kinard, Billy (25).....	DB	Mississippi
3a. Ross, Larry (34).....	E	Denver (from Chicago with Bears' 6th choice for DT Doug Atkins and QB Ken Gorga)
3b. Quinlan, William (37).....	E	Michigan State
4. Moss, Bob (49).....	HB	West Virginia
5. Clarke, Frank (61).....	E	Colorado
6a. Plunkett, Sherman (71).....	E	Maryland Eastern Shore (from Chicago, see 3a.)
6b. Wiggin, Paul (73).....	T	Stanford
7. Griffith, Charles (85).....	E	Southern California
8. Hellyer, Len (97).....	HB	Marshall
9. Hecker, Jack (109).....	OE	Bowling Green
10. Rayburn, Ed (121).....	T	Rice
11. Underdunk, William (133).....	T	West Virginia
12. Javernick, Harry (145).....	T	Colorado
13. Furey, Jim (157).....	C	Kansas State
14. Sidwell, Charles (169).....	B	William & Mary
15. Davis, Willie (181).....	G	Grambling
16. Cooper, Thurlow (193).....	E	Maine
17. West, Ed (205).....	QB	North Carolina
18. Carroll, Harold (217).....	FB	Western Reserve
19. Sebest, John (229).....	B	Eastern Kentucky
20. Mobra, Joe (241).....	E	Oklahoma
21. Kaphish, Eugene (253).....	E	Notre Dame
22. Brown, Samuel (265).....	HB	UCLA
23. Althouse, Don (277).....	E	Syracuse
24. Hughes, Jim (289).....	G	San Jose State
25. Davenport, Bob (301).....	FB	UCLA
26. Kammerman, Jack (313).....	E	Utah
27. Dwyer, Ed (325).....	E	Purdue
28. Sparks, Oliver (337).....	G	Iowa State
29. Batts, John (349).....	E	Vanderbilt
30. Bartholomew, Robert (360).....	T	Wake Forest

1957 - NFL

1. Brown, Jim (6).....	FB	Syracuse
2. Plum, Milt (17).....	QB	Penn State
3. Walker, George (28).....	QB	Arkansas
4. Camera, Paul (42).....	OE	Stanford
5a. Jordan, Henry (52).....	OT	Virginia (from Green Bay for HB Chester Lyssy)
5b. Campbell, Milt (53).....	HB	Indiana
6a. Amstutz, Joe (63).....	C	Indiana (from Green Bay for T George Cummins)
6b. Martin, Harley (67).....	T	California

7a. Hickerson, Gene (78)	OT	Mississippi
7b. Rotunno, Mike (82)	C	Michigan
(from N.Y. Giants for B Gene Filipksi)		
8. Gillis, Dan (89)	C	Rice
9. Comstock, Don (103)	B	Alabama
10. Reinhart, Robert (114)	QB	San Jose State
11. Cummings, William (125)	T	Ohio State
12. Spitzberger, Rudy (139)	G	Houston
13. Sansom, Jerry (150)	E	Auburn
14. Feller, Don (161)	B	Kansas
15. Kaiser, Dave (175)	E	Michigan State
16. Bayuk, John (186)	B	Colorado
17. Tamburello, Frank (197)	QB	Maryland
18. Torczon, Laverne (211)	G	Nebraska
19. Ploen, Kenneth (222)	QB	Iowa
20. Stillwell, Jack (233)	E	North Carolina
21. Juneau, Curry (247)	E	Southern Mississippi
22. Winters, Bob (258)	B	Utah State
23. Frazer, Jim (269)	T	Hampden-Sydney
24. Napoleon, Allen (283)	B	Stanford
25. Napoleon, Tom (294)	QB	Miami (Ohio)
26. Bliss, Allen (305)	E	Miami (Ohio)
27. Okulovich, Andy (319)	QB	Ohio State
28. Cockrell, Gene (330)	T	Hardin-Simmons
29. Trozzo, William (341)	T	West Virginia
30. McKiever, Bob (354)	B	Northwestern

1958 - NFL

1. Shofner, Jim (13)	DB	TCU
2. Mitchell, Charles (25)	G	Florida
3a. (choice traded to Chicago Bears for QB James Haluska)		
3b. Guy, Melvin (34)	T	Duke
(from Detroit for C Frank Gatski)		
4. Ninowski, Jim (49)	QB	Michigan State
5a. Funston, Farrell (60)	OE	College of Pacific
5b. Gibbons, Jim (61)	OE	Iowa
(from Detroit with RB Lew Carpenter for LB Roger Zatkoff)		
6. Wulff, James (72)	HB	Michigan State
7. Mitchell, Bob (84)	HB	Illinois
8. Lattimore, Bert (96)	E	Duke
9. Parrish, Bernie (108)	DB	Florida
10. Russavage, Leo (120)	T	North Carolina
11. Bowermaster, Russ (132)	OE	Ohio State
12. Brodhead, Robert (144)	QB	Duke
13. Williams, Hal (156)	B	Miami (Ohio)
14. Miller, Ken (168)	T	TCU
15. Hoelscher, Howard (180)	FB	Rice
16. Cornelison, Jerry (192)	T	Southern Methodist
17. Osborn, Roddy (204)	HB	Texas A&M
18. Johnson, Alvin Peter (216)	T	Idaho
19. Brown, Ed (228)	G	Arizona
20. Serieka, Edward (240)	B	Xavier
21. Martin, William (252)	E	Iowa State
22. Renn, Robert (264)	HB	Florida State
23. Verkey, Dan (276)	T	Washington State
24. O'Connor, Jim (288)	T	Marshall
25. Peters, Robert (300)	HB	Baylor
26. Thompson, Frank (312)	T	Wake Forest
27. Thelan, Dave (324)	HB	Miami (Ohio)
28. Boykin, William (336)	T	Michigan State
29. Czaplak, Frank (348)	T	Missouri
30. Svendsen, Bernard (359)	C	Minnesota

1959 - NFL

1. Kreitling, Rich (11)	OE	Illinois
2. Schafraith, Dick (23)	OT	Ohio State
3. O'Brien, Francis (35)	OT	Michigan State
4a. Prahst, Gary (37)	OE	Michigan
(from Green Bay for E Len Ford)		
4b. Lloyd, Dave (47)	C	Georgia
5a. Wooten, John (53)	G	Colorado
(from Detroit for E Jim Gibbons)		
5b. LeBeau, Dick (58)	DB	Ohio State
6a. Prestel, James (70)	T	Idaho
(from New York for G Bob Mischak)		
6b. Denton, Bob (71)	DE	College of Pacific
7. Miller, Gene (82)	T	Rice
8a. Ptacek, Robert (87)	QB	Michigan
(from Chicago Cardinals for C Don Gillis)		
8b. (choice traded to Green Bay for E Dick Deschaine)		
9. Wilson, Kirk (106)	PK	UCLA
10. Zeman, Robert (119)	B	Wisconsin
11. King, Gerald (130)	G	Kent State
12. Palandrani, Francis (143)	T	North Carolina State
13. Reese, Ray (154)	LB	Bowling Green
14. Dubenion, Elbert (167)	HB	Bluffton
15. Salwocki, Tom (178)	C	Pittsburgh
16. Caleb, Jamie (191)	B	Grambling
17. Schmittan, Homer (202)	E	Tennessee Tech

18. Hill, Ed (215)	G	Miami (Ohio)
19. Schroeder, Joe (226)	T	Xavier
20. McClain, Albert (239)	T	Shaw (N.C.)
21. Fraser, James (250)	G	Wisconsin
22. Wenzel, Joe (263)	E	Lehigh
23. Gardner, Jim (274)	T	Duke
24. Goings, Russ (287)	G	Xavier
25. Spycholski, Ernie (298)	T	Ohio State
26. Floyd, Homer (311)	B	Kansas
27. Baker, Larry (322)	T	Bowling Green
28. Abodie, Pete (335)	E	Tulane
29. Nietupolski, Ronald (346)	T	Illinois
30. Ketchie, Carl (359)	B	Washington State

1960 - NFL

1. Houston, Jim (8)	E	Ohio State
2a. Stephens, Larry (18)	DT	Texas
(from Pittsburgh with Steelers' 5th choice for E Darrel Brewster)		
2b. Gault, Prentice (19)	FB	Oklahoma
3. Fichtner, Ross (33)	B	Purdue
4a. Brewer, John (41)	E	Mississippi
(from Green Bay for HB Robert Freeman)		
4b. Marshall, Jim (44)	DT	Ohio State
5a. Jarus, Bob (53)	FB	Purdue
(from Green Bay for T Henry Jordan)		
5b. (Browns' choice traded to Pittsburgh, see 2a.)		
6. Khayat, Robert (69)	G	Mississippi
7. Anderson, Taz (80)	FB	Georgia Tech
8. White, Bob (91)	B	Ohio State
9. Burford, Chris (105)	E	Stanford
10. Washington, Clyde (116)	HB	Purdue
11. Franklin, Bob (127)	QB	Mississippi
12. Mostford, Rich (141)	B	Kent State
13. Grecni, Rich (152)	C	Ohio University
14. Dumbauld, Bill (163)	T	West Virginia
15. Watkins, Thomas (177)	HB	Iowa State
16. Waldon, James (188)	QB	Wyoming
17. Coleman, Lovell (199)	B	Western Michigan
18. Hanlon, Jack (213)	B	Pennsylvania
19. Campbell, Jack (224)	E	Toledo
20. Nelson, Bob (235)	C	Wisconsin

1961 - NFL

1a. Crespino, Robert (10)	E	Mississippi
(choice acquired from Detroit with LB Robert Long for QB Jim Ninowski)		
1b. (Browns' choice traded to Dallas for T Paul Dickson and Dallas' 1st draft choice in 1962)		
2. Nutting, Edward (27)	T	Georgia Tech
3. (Browns' choice traded to Los Angeles for T Gene Selawski)		
4. Brown, John (55)	T	Syracuse
5. Lucci, Mike (69)	C	Tennessee
6a. Parker, Frank (79)	B	Oklahoma State
(choice acquired from Detroit for T William McClung)		
6b. (Browns' choice traded to St. Louis for E Don Fleming)		
7. Powell, Preston (97)	B	Grambling
8a. Cox, Fred (110)	HB	Pittsburgh
(choice acquired from Green Bay for FB Robert Jarus)		
8b. Frongillo, John (111)	T	Baylor
9. Gibbs, Jake (125)	QB	Mississippi
10a. Wolff, Wayne (129)	G	Wake Forest
(choice acquired from Washington for HB Jim Wulff)		
10b. Ericson, Ken (139)	E	Syracuse
11. Gault, Billy (153)	B	TCU
12. Lage, Richard (167)	E	Lenoir-Rhyne
13. Wilson, Jack (181)	B	Duke
14. Lohman, Phil (195)	C	Oklahoma
15. Taylor, Charles (209)	B	Mississippi
16. Shoals, Roger (223)	T	Maryland
17. Bird, Calvin (237)	B	Kentucky
18. Morris, Ed (251)	T	Indiana
19. Minihane, Robert (265)	G	Boston University
20. Baker, Charles (279)	T	Tennessee

1962 - NFL

1a. Collins, Gary (4)	E	Maryland
(from Dallas along with T Paul Dickson for Browns' first choice in 1961)		
1b. Jackson, Leroy (11)	B	Western Illinois
(rights to Jackson traded to Washington for rights to RB Ernie Davis)		
2a. Hinton, Charles (17)	T	North Carolina Central
(from Minnesota for T Jim Prestel, RB Jamie Caleb and Vikings 11th round choice)		
2b. Stephens, Sandy (25)	QB	Minnesota
3a. (Browns' choice traded to Dallas for G Duane Putnam)		
3b. Furman, John (42)	QB	Texas-El Paso
(choice acquired from Green Bay for QB John Roach)		
4. Sczurek, Stan (53)	G	Purdue
5. Rivera, Henry (67)	HB	Oregon State
6. Tidmore, Sam (81)	E	Ohio State
7. Havlicek, John (95)	E	Ohio State

8. (Browns' choice traded to Detroit for DT Erroll Linden)		
9. Dickerson, Charles (123)	T	Illinois
10a. Goerlitz, Gerald (129)	C	Northern Michigan
(from Minnesota for T Robert Denton)		
10b. White, Albert (137)	B	Capital
11a. Myers, Ronnie (142)	E	Villanova
(from Minnesota, see 2a.)		
11b. McNeil, Clifton (151)	E	Grambling
12. Stute, Ted (165)	E	Ohio University
13. Gardner, Frank (179)	T	North Carolina Central
14. Shorter, Jim (193)	B	Detroit Mercy
15. Gosby, Tom (207)	G	Baldwin-Wallace
16. Biodrowski, Dennis (221)	E	Memphis
17. Harlan, Herbert (235)	E	Baylor
18. Bishop, Sonny (249)	G	Fresno State
19. Anabo, John (263)	QB	Fresno State
20. Flatley, Paul (277)	B	Northwestern

1963 - NFL

1. Hutchinson, Tom (9)	E	Kentucky
2. Kanicki, Jim (23)	T	Michigan State
3. (Browns' choice traded to Los Angeles with DT Larry Stephens and Browns' 6th choice for QB Frank Ryan and HB Tom Wilson)		
4. Munsey, Bill (51)	B	Minnesota
5a. (Browns' choice traded to Pittsburgh for RB Charley Scales)		
5b. Baker, Frank (68)	B	Toledo
(from Detroit with RB Howard Cassidy and DE Bill Glass for RB Tom Watkins and DE Dave Lloyd)		
6a. Borghetti, Ernest (72)	T	Pittsburgh
(from Minnesota for DB Tom Franckhouser, OT Erroll Linden, WR Charlie Ferguson and K Fred Cox)		
6b. Bloom, Tom (72)	B	Purdue
(Philadelphia's choice awarded to Cleveland for improper waiver procedure involving Howard Cassidy)		
6c. (Browns' choice traded to Los Angeles, see 3.)		
7. (Browns' choice traded to Green Bay for RB Ernie Green)		
8. Sweeney, Walter (107)	E	Syracuse
9. Ramey, Dave (121)	B	Michigan
10. Bobbitt, Jim (135)	G	Michigan State
11. Graham, Art (149)	WR	Boston College
12. Infante, Lindy (163)	B	Florida
13. Katterhenrich, Dave (177)	B	Ohio State
14. Faulkner, Staley (191)	T	Texas
15. Reade, Lynn (205)	T	Southern California
16. Kelly, Richard (219)	OG	Georgia
17. Anderson, Richard (233)	E	Penn State
18. Garvin, Bobby (247)	T	Mississippi State
19. Sherman, Gary (261)	LB	Bowling Green
20. Shaw, Steve (275)	B	Vanderbilt

1964 - NFL

1. Warfield, Paul (11)	WR	Ohio State
2. Truax, Bill (26)	TE	LSU
3. (Browns' choice traded to Dallas for DT Ken Frost)		
4. Shackelford, Don (54)	T	College of Pacific
5. Klein, Richard (67)	T	Wichita State
6. (Browns' choice traded to Dallas for G Andy Cvercko)		
7. Odum, Sammy (95)	LB	Northwestern State (La.)
8. Kelly, Leroy (110)	HB	Morgan State
9. Briscoe, John (123)	LB	Arizona
10a. Van Raaphorst, Richard (135)	LB	Ohio State
10b. Robinson, Bobby (138)	RB	Mississippi
(choice acquired from Minnesota for RB Tom Wilson)		
11. Versprille, Edward (151)	FB	Alabama
12. Mitchell, Ed (166)	T	Southern
13. Meehan, Bob (179)	G	Syracuse
14. Sieg, Terry (194)	HB	Virginia
15. Houtman, John (207)	T	Michigan
16. Williams, Sidney (222)	E	Southern
17. Bartolameoli, Larry (235)	T	Western Michigan
18. Lewis, Sherman (250)	HB	Michigan State
19. Higgins, Jim (263)	G	Xavier
20. Archer, Dave (278)	T	Syracuse

1965 - NFL

1. (Browns' choice traded to San Francisco for G Ted Connolly)		
2a. Garcia, James (17)	T	Purdue
(from Chicago along with DB Lowell Caylor and Bears' 3rd round choice for TE Rich Kreitling)		
2b. Bussell, Gerry (22)	HB	Georgia Tech
(choice acquired from Los Angeles for TE Bill Truax)		
2c. Johnson, Walter (27)	DT	Los Angeles State
3a. Scott, Robert "Bo" (32)	HB	Ohio State
(choice acquired from Chicago, see 2a.)		
3b. Maples, Bob (41)	C	Baylor
4. (Browns' choice traded to Minnesota for DT Mike Bundra)		
5. Irwin, Bill (69)	T	Mississippi
6a. Simkus, Arnold (72)	T	Michigan
(from San Francisco for C Frank Morze)		

6b. Aldredge, Corwyn (83)	E	Northwestern State (La.)
7. Lindsey, Dale (97)	LB	Western Kentucky
8. Howell, Mike (111)	QB	Grambling
9. Lane, Gary (125)	QB	Missouri
10. Screen, Pat (139)	QB	LSU
11. Cordill, Olie (153)	HB	Memphis
12. Canale, Justin (167)	G	Mississippi State
13. Pickett, Henry (181)	HB	Baylor
14. Simrell, Dan (195)	QB	Toledo
15. Gagner, Larry (209)	T	Florida
16. Anthony, Mel (223)	FB	Michigan
17. Boyette, John (237)	T	Clemson
18. Arrington, Dick (251)	G	Notre Dame
19. Orazen, Ed (265)	G	Ohio State
20. Goldberg, Frank (279)	LB	Central Michigan

1966 - NFL

1. Morin, Milt (14)	TE	Massachusetts
2. Norton, Rick (29)	QB	Kentucky
3. (Browns' choice traded to N.Y. Giants for DB Erich Barnes)		
4. Duranko, Pete (61)	DE	Notre Dame
5a. Schultz, Randy (74)	FB	Iowa State Teacher's
(from Detroit for OT Roger Shoals)		
5b. Fulford, Dan (78)	E	Auburn
6a. Battle, James (90)	DE	Southern
(from N.Y. Giants for DT Mike Bundra)		
6b. Hoaglin, Fred (93)	C	Pittsburgh
7. Carter, Leroy (109)	FL	Grambling
8. Talaga, Tom (123)	OT	Notre Dame
9. Gregory, Jack (139)	DE	Chattanooga
10. Ledbetter, Monty (153)	FL	Northwestern State (La.)
11. Fire, Tony (169)	DT	Bowling Green
12. Czup, Rich (183)	T	Nebraska
13. Boudreaux, James (199)	DT	Louisiana Tech
14. Lammons, Pete (213)	FL	Texas
15. Ellis, Bob (229)	DB	Massachusetts
16. Ray, David (243)	DB	Alabama
17. Modzelewski, Gene (259)	T	New Mexico State
18. Hurrayaw, Charlie (273)	FB	San Jose State
19. Singer, Karl (289)	DT	Purdue
20. Petro, Joe (303)	DB	Temple

1967 - NFL

1. Matheson, Bob (18)	LB	Duke
2. Conjar, Larry (46)	FB	Notre Dame
3a. Cockroft, Don (55)	K/P	Adams State
(from N.Y. Giants for DE Jim Garcia)		
3b. Barney, Eppie (72)	WR	Iowa State
4a. Ward, Carl (83)	HB	Michigan
(from Atlanta for RB Charley Scales)		
4b. Taffoni, Joe (98)	T	Tennessee-Martin
5. (Browns' choice traded to Dallas for G Joe Bob Isbell)		
6. DeMarie, John (152)	C	LSU
7. House, Bill (177)	DT	Youngstown State
8. Devrow, Bill (205)	DB	Southern Mississippi
9. Dowdy, Cecil (230)	LB	Alabama
10. Copeland, James (255)	G	Virginia
11. Sabatino, Bill (282)	DE	Colorado
12. Fowler, Charles (308)	OT	Houston
13. Andrews, Bill (333)	LB	Southeastern Louisiana
14. Rogers, Floyd (360)	DT	Clemson
15. Williamson, Dennis (386)	DB	Wisconsin-Whitewater St.
16. Williams, Don (411)	WR	Akron
17. Davis, Ben (439)	HB	Defiance

1968 - NFL

1. Upshaw, Marvin (21)	DE	Trinity (Tex.)
2. Garlington, John (47)	LB	LSU
3a. Olszewski, Harry (64)	G	Clemson
(from Pittsburgh for OT John Brown and Steelers 10th round choice)		
3b. Morrison, Reece (66)	HB	Texas-San Marcos
(from Washington along with QB Dick Shiner for QB Jim Ninowski)		
3c. (Browns' choice traded to Los Angeles for DB George Youngblood)		
4. Meylan, Wayne (104)	LB	Nebraska
5a. Wempe, Mike (131)	OT	Missouri
5b. Jackson, Jackie (134)	DB	Clemson
(from Baltimore for P David Lee)		
6a. James, Nathan (152)	DB	Florida A&M
(from N.Y. Giants for LB Vince Costello)		
6b. (Browns' choice traded to Philadelphia for TE Ron Duncan)		
7. Brady, Dale (186)	HB	Memphis
8. Schoen, Tom (212)	DB	Notre Dame
9. Porter, David (238)	DE	Michigan
10a. Greer, James (255)	DT	Stephen F. Austin
(from Pittsburgh, see 3a.)		
10b. Mitchell, Alvin (267)	DB	Morgan State
11. Alcorn, Jim (293)	QB	Clarion State
12. Beutler, Tom (319)	LB	Toledo
13. Sellers, Terry (348)	DB	Georgia

14. Whipps, Edgar (374).....	FB	Jackson State
15. Baxter, Bob (400).....	FL	Memphis
16. Sievert, Dick (429).....	DE	Wisconsin-River Falls
17. McDuffie, Wayne (455).....	C	Florida State

1969 - NFL

1. Johnson, Ron (20).....	FB	Michigan
2. (Browns' choice traded to Washington for DE Ron Snidow)		
3a. Jenkins, Al (55).....	G	Tulsa
3b. Glass, Charles "Chip" (72).....	TE	Florida State
4. Summers, Fred (98).....	DB	Wake Forest
5. Hooker, Fair (124).....	FL	Arizona State
6a. Adams, Larry (145).....	DT	TCU
(from N.Y. Giants for QB Gary Lane)		
6b. Righetti, Joe (150).....	DT	Waynesburg
7. Sumner, Walt (176).....	DB	Florida State
8. Reynolds, Chuck (202).....	C	Tulsa
9. Kamzelski, Ron (228).....	DT	Minnesota
10. Shelly, Greg (254).....	G	Virginia
11. Jones, Dave (280).....	FL	Kansas State
12. Davis, Dick (306).....	HB	Nebraska
13. Boutwell, Tom (332).....	QB	Southern Mississippi
14. Smaha, Jiggy (358).....	DT	Georgia
15. Stevenson, Joel (384).....	TE	Georgia Tech
16. Lowe, James (410).....	FL	Tuskegee
17. Oliver, Bob (436).....	DE	Abilene Christian

1970 - NFL

1a. Phipps, Mike (3).....	QB	Purdue
(from Miami for WR Paul Warfield)		
1b. McKay, Bob (21).....	T	Texas
2a. Jones, Joe (36).....	DE	Tennessee State
(from New Orleans for LB John Brewer)		
2b. Sherk, Jerry (47).....	DT	Oklahoma State
3. (Browns' choice traded to Dallas for QB Jerry Rhome)		
4. Stevenson, Rickey (99).....	B	Arizona
5. Engel, Steve (125).....	HB	Colorado
6. Clik, Mike (151).....	QB	Iowa
7. Wycinsky, Craig (177).....	G	Michigan State
8. Davidson, Honester (203).....	S	Bowling Green
9. Brown, Geoff (229).....	LB	Pittsburgh
10. Yanchar, Bill (255).....	DT	Purdue
11. Benner, Gene (281).....	WR	Maine
12. Sanders, Jerry (307).....	K	Texas Tech
13. Roberts, Larry (333).....	HB	Central Missouri
14. Tharpe, Jim (359).....	LB	Lincoln (Mo.)
15. Homoly, Guy (385).....	CB	Illinois State
16. Redebaugh, John (411).....	TE/K	Bemidji State
17. Tabb, Charles (437).....	TE/RB	McMurry

1971 - NFL

1. Scott, Clarence (14).....	CB	Kansas State
2. Cornell, Robert "Bo" (40).....	HB	Washington
3a. Staroba, Paul (66).....	WR	Michigan
3b. Hall, Charles (68).....	LB	Houston
(from Kansas City for DE Marvin Upshaw)		
4. Pena, Robert "Bubba" (92).....	G	Massachusetts
5. Brown, Stanley (118).....	WR	Purdue
6a. Dieken, Doug (142).....	T	Illinois
(from Chicago for WR Eppie Barney)		
6b. Dixon, Jay (144).....	DE	Boston University
7. Jacobs, Bob (170).....	K	Wyoming
8. Zelina, Larry (196).....	HB	Ohio State
9. Levels, Wilmur (222).....	S	North Texas
10. Casteel, Steve (248).....	LB	Oklahoma
11. Sikich, Mike (274).....	G	Northwestern
12. Blanchard, Felix "Tony" (300).....	TE	North Carolina
13. Jamula, Thad (326).....	T	Lehigh
14. Kingree, Rick (352).....	LB	Tulane
15. Green, William "Bill" (378).....	CB	Western Kentucky
16. Smith, David (404).....	WR	Mississippi State
17. Dillon, Leo (430).....	C	Dayton

1972 - NFL

1. Darden, Thom (18).....	DB	Michigan
2a. Brooks, Clifford (45).....	DB	Tennessee State
2b. Sims, Lester (51).....	DE	Alabama
(from Miami for LB Bob Matheson)		
3. (Browns' choice traded to L.A. Rams with G Joe Taffoni for T Mitch Johnson and Minnesota's 5th round choice)		
4. (Browns' choice traded to Kansas City along with Browns' 3rd round choice in 1973 for WR Frank Pitts)		
5a. Hunt, George (122).....	K	Tennessee
5b. Kucera, Greg (128).....	HB	Northern Colorado
(from Los Angeles, see 3.)		
6. Forey, Leonard (149).....	G	Texas A&M
7. Wesley, Don (174).....	OT	Maryland Eastern Shore
8. McKinnis, Hugh (201).....	HB	Arizona State
9a. McKee, Larry (226).....	G	Arizona

9b. Lefear, Billy (230).....	WR/RB	Henderson (Ark.)
(from Baltimore for LB Tom Beutler)		
10. Mosier, Herschel (253).....	DT	Northwestern Oklahoma
11. Long, Mel (278).....	LB	Toledo
12. Chapman, Bernard (305).....	DB	Texas-El Paso
13. Sipe, Brian (330).....	QB	San Diego State
14. Stewart, Ed (357).....	G	East Central (Okla.)
15. McCullar, Jewell (382).....	LB	Chico State
16. Wakefield, Richard (409).....	WR	Ohio State
17. Portz, William (434).....	DB	Sterling (Ka.)

1973 - NFL

1a. Holden, Steve (16).....	WR	Arizona State
(from N.Y. Giants along with 2nd round choice for DE Jack Gregory and CB Freddie Summers)		
1b. Adams, Pete (22).....	G	Southern California
2a. Pruitt, Greg (30).....	HB	Oklahoma
(from New York with Giants, see 1a.)		
2b. Steinke, Jim (47).....	DB	Texas-San Marcos
3a. Crum, Bob (67).....	DE	Arizona
(from Baltimore for C Fred Hoaglin)		
3b. (Browns' choice traded to Kansas City along with Browns' 4th round choice in 1972 for WR Frank Pitts)		
4a. Dorris, Andy (93).....	LB	New Mexico State
(from Baltimore for K George Hunt)		
4b. Mattingly, Randy (100).....	QB	Evansville
5. (Browns' choice traded to San Diego for DT George Wright)		
6. Green, Van (150).....	DB	Shaw (N.C.)
7. (Browns' choice traded to Miami for C Bob DeMarco)		
8. (Browns' choice traded to Detroit for DT Jerry Rush)		
9. Wester, Curtis (228).....	G	Texas A&M - Commerce
10. Humphrey, Tom (256).....	T	Abilene Christian
11. Barisich, Carl (281).....	DT	Princeton
12. Simmons, Stan (306).....	TE	Lewis and Clark
13. Romaniszyn, Jim (334).....	LB	Edinboro
14. Popelka, Robert (359).....	DB	Southern Methodist
15. Sullivan, Dave (384).....	WR	Virginia
16. Greenfield, George (412).....	HB	Murray State
17. McCowry, Robert (437).....	C	Michigan State

1974 - NFL

1. (Browns' choice traded to San Diego along with Browns' 2nd round choice in 1975 for LB Bob Babich and Chargers' 4th round choice in 1975)		
2. Corbett, Billy (40).....	OT	Johnson C. Smith
3. (Browns' choice traded to Denver for QB Don Horn and a 6th round choice)		
4. (Browns' choice traded to Oakland for WR Gloster Richardson)		
5. Ilgenfritz, Mark (118).....	DE	Vanderbilt
6a. Pritchett, Billy (146).....	FB	West Texas A&M
(choice acquired from Buffalo)		
6b. (Browns' choice traded to Denver, see 3.)		
7a. Herrick, Bob (163).....	WR	Purdue
(from St. Louis for LB Andy Dorris)		
7b. Sullivan, Gerry (171).....	C/OT	Illinois
8a. (Browns' choice traded to Washington with T Mitch Johnson for a 3rd round choice in 1973)		
8b. Brown, Eddie (199).....	DB	Tennessee
(from Buffalo for LB Rick Kingree)		
9. Scott, Dan (224).....	G	Ohio State
10a. Puestow, Mike (238).....	WR	North Dakota State
(from Chicago for QB Randy Mattingly)		
10b. (Browns' choice traded to Buffalo for TE Jan White)		
11. Gooden, Tom (274).....	K	Harding
12. McNeil, Ron (302).....	DE	North Carolina Central
13. Seifert, Mike (327).....	DE	Wisconsin
14. Hunt, Bob (352).....	HB	Heidelberg
15. Terrell, Ransom (380).....	LB	Arizona
16. Anderson, Preston (407).....	DB	Rice
17. Buchanan, Carlton (430).....	DT	Southwestern Oklahoma St.

1975 - NFL

1. Mitchell, Mack (5).....	DE	Houston
2. (Browns' choice traded to San Diego with Browns' 1st round choice in 1974 for LB Bob Babich and Chargers' 4th round choice in 1974)		
3. Roan, Oscar (57).....	TE	Southern Methodist
4a. Peters, Tony (82).....	DB	Oklahoma
4b. (Browns' choice with LB Bob Babich traded to New England for WR Reggie Rucker)		
5a. Zimba, John (109).....	DE	Villanova
5b. Cope, Jim (119).....	LB	Ohio State
(from Detroit for CB Ben Davis)		
6a. (Browns' choice traded to San Diego for TE James Thaxton)		
6b. Miller, Charles (150).....	DB	West Virginia
(from Washington for WR Paul Staroba)		
6c. Hynoski, Henry (154).....	HB	Temple
(from Oakland for WR Frank Pitts)		
7. Wang, Merle (161).....	OT	TCU
8. Santini, Barry (186).....	TE	Purdue
9a. Poole, Larry (213).....	HB	Kent State
9b. Hogan, Floyd (215).....	DB	Arkansas

(from Kansas City for DE Bob Briggs)

10. Lewis, Stan (238)	DE	Wayne State (Neb.)
11. Marinelli, Tom (265)	G	Boston College
12. Ambrose, Dick (290)	LB	Virginia
13. Armstead, Willie (317)	WR	Utah
14. Barrett, Tim (342)	HB	John Carroll
15. Moore, Willie (369)	DT	Johnson C. Smith
16. McKay, John (394)	WR	Southern California
17. Graf, Dave (421)	LB	Penn State

1976 - NFL

1. Pruitt, Mike (7)	HB	Purdue
2. (Browns' choice traded to Oakland for LB Gerald Irons and Raiders' 9th round choice)		
3. Logan, Dave (65)	WR/TE	Colorado
4a. Swick, Gene (97)	QB	Toledo
(from Philadelphia for CB Clifford Brooks)		
4b. St. Clair, Mike (99)	DE	Grambling
5. Sheppard, Henry (130)	OT	Southern Methodist
6. (Browns' choice traded to Chicago for Glen Holloway)		
7. Cassidy, Steve (189)	DT	LSU
8. (Browns' choice traded to Buffalo for S Neal Craig)		
9a. Reed, James (242)	HB	Mississippi
9b. Nagel, Craig (261)	QB	Purdue
(from Oakland, see 2.)		
10. Kleber, Doug (271)	OT	Illinois
11. Celek, Chuck (297)	DE	Kent State
12. (Browns' choice traded to Houston for WR Willie Miller)		
12. Murray, Brian (354)	OT	Arizona
14. Smalzer, Joe (381)	TE	Illinois
15. Philoy, Luther (408)	DB	Loyola Marymount
16. Lorenzen, Chris (438)	DT	Arizona State
17. Fleming, Tom (465)	WR	Dartmouth

1977 - NFL

1. Jackson, Robert L. (17)	LB	Texas A&M
2. Skladany, Tom (46)	PK	Ohio State
(rights later traded to Detroit for 3rd round choice in 1978 and a 7th round choice in 1979)		
3. (Browns' choice traded to Buffalo with 6th round choice for DT Earl Edwards)		
4a. Davis, Oliver (102)	DB	Tennessee State
4b. Sims, Robert "Mickey" (110)	DT	South Carolina State
(from Chicago for QB Mike Phipps)		
5. (Browns' choice traded to San Diego for DE Ron East)		
6. (Browns' choice traded to Buffalo, see 3.)		
7a. Randle, Ken (173)	WR	Southern California
(from Atlanta for DE Ron East)		
7b. Smith, Blane (184)	TE	Purdue
7c. Lingenfelter, Bob (188)	OT	Nebraska
(from St. Louis for S Neal Craig)		
8. Armstrong, Bill (213)	DB	Wake Forest
9. Brown, Daryl (240)	KR	Tufts
10. Burkett, Tom (269)	T	North Carolina
11. Nash, Charles (296)	WR	Arizona
12. Tierney, Leo (325)	C	Georgia Tech

1978 - NFL

1a. Matthews, Clay (12)	LB	Southern California
1b. Newsome, Ozzie (23)	WR	Alabama
(from Los Angeles with 4th round choice for 1st round choice obtained for QB Mike Phipps)		
2. Evans, Johnny (39)	P/QB	North Carolina State
3a. Collins, Larry (67)	HB	Texas A&M - Kingsville
(choice acquired from Detroit along with 7th round choice in 1979 for rights to P Tom Skladany)		
3b. Miller, Mark (68)	QB	Bowling Green
4a. (Browns' choice to Miami along with 7th round choice as compensation for signing WR Paul Warfield)		
4b. Pullara, Pete (103)	G	Chattanooga
(from Los Angeles, see 1b.)		
5. Wright, Keith (122)	FL	Memphis
6. Pitts, Al (149)	C	Michigan State
7. (Browns' choice to Miami, see 4a.)		
8. Turnbow, Jesse (205)	DT	Tennessee
9. Kramer, Jon (234)	OG	Baylor
10. Watson, Brent (261)	OT	Tennessee
11. Gillard, Larry (290)	DT	Mississippi State
12. Biedermann, Leo (317)	OT	California

1979 - NFL

1a. (Browns' choice traded to San Diego for 1st and 2nd round choices)		
1b. Adams, Willis (20)	WR	Houston
(from San Diego, see 1a.)		
2a. Johnson, Lawrence (40)	CB	Wisconsin
2b. Clapham, Sam (47)	OT	Oklahoma
(from San Diego, see 1a.)		
3. Ramey, James (70)	DE	Kentucky
4. Miller, Matt (95)	OT	Colorado
5a. (Browns' choice traded to Los Angeles along with TE Oscar Roan for		

Rams' 5th and 6th round picks)		
5b. Dimler, Rich (124)	DT	Southern California
(from Los Angeles, see 5a.)		
6a. Burrell, Clinton (151)	DB	LSU
6b. Ronan, Jim (163)	DT	Minnesota
(from Los Angeles, see 5a)		
7a. (Browns' choice traded to Oakland along with 12th round pick for Raiders' 7th and 9th round selections)		
7b. (Browns' choice traded to Philadelphia for RB Tom Sullivan)		
7c. Risien, Cody (183)	OT	Texas A&M
(from Oakland, see 7a.)		
8. Perkov, Kent (204)	DE	San Diego State
9a. McGee, Carl (234)	LB	Duke
9b. Weathers, Curtis (241)	TE	Mississippi
(from Oakland, see 7a.)		
10. Smith, John (261)	WR	Tennessee State
11. Poeschl, Randy (287)	DE	Nebraska
12a. Methvin, Dewitt (315)	C	Tulane
(choice acquired from Washington for DE Joe Jones)		
12b. (Browns' choice traded to Oakland, see 7a.)		

1980 - NFL

1a. (Browns' 1st and 6th round choices traded to Los Angeles for Rams' 1st, 2nd, 4th and 5th round choices)		
1b. White, Charles (27)	RB	Southern California
(choice acquired from Los Angeles, see 1a.)		
2a. (Browns' choice along with 5th round choice traded to Denver for DE Lyle Alzado)		
2b. Crosby, Cleveland (54)	DE	Arizona
(from Los Angeles, see 1a.)		
3. Odom, Cliff (72)	LB	Texas-Arlington
4a. Crews, Ron (99)	DE	Nevada-Las Vegas
4b. McDonald, Paul (109)	QB	Southern California
(from Los Angeles, see 1a.)		
5a. Franks, Elvis (116)	DE	Morgan State
(from Los Angeles, see 1a.)		
5b. (Browns' choice traded to Oakland for G George Buehler)		
5c. (Browns' choice traded to Denver, see 2a.)		
6a. (Browns' choice traded to San Diego for RB Rickey Anderson)		
6b. (Browns' choice traded to Los Angeles, see 1a.)		
7. (Browns' choice traded to New York Giants for DE Jack Gregory)		
8. Copeland, Jeff (209)	LB	Texas Tech
9. Dewalt, Roy (236)	RB	Texas-Arlington
10. Fidel, Kevin (263)	C	San Diego State
11. Sales, Roland (294)	RB	Arkansas
12. Jackson, Marcus (321)	DT	Purdue

1981 - NFL

1. Dixon, Hanford (22)	CB	Southern Mississippi
2. (Browns' choice traded to Buffalo along with 3rd round choice in 1982 for G Joe Delamilleure)		
3. (Browns' choice traded to Denver along with 2nd and 5th round choices in 1980 for DE Lyle Alzado)		
4a. Robinson, Mike (92)	DE	Arizona
(choice acquired from Washington along with 5th and 10th round choice for S Tony Peters)		
4b. (Browns' choice traded to San Diego for LB Don Goode)		
5. Cox, Steve (134)	PK	Arkansas
6. Simmons, Ron (160)	DT	Florida State
7. Johnson, Eddie (187)	LB	Louisville
8. (Browns' choice traded to New York Jets for DE Marshall Harris)		
9. Schleusener, Randy (244)	G	Nebraska
10a. (Browns' choice traded along with another 10th round choice to Washington for 8th round choice in 1982)		
10b. (Browns' choice traded to Washington, see 10a.)		
10c. Prater, Dean (271)	DT	Oklahoma State
11. Friday, Larry (298)	S	Mississippi State
12. McGill, Kevin (325)	T	Oregon

1982 - NFL

1. Banks, Chip (3)	LB	Southern California
2. Baldwin, Keith (31)	DE	Texas A&M
3. (Browns' choice traded to Buffalo with Browns' 2nd round choice in 1981 for G Joe Delamilleure)		
4. Walker, Dwight (87)	RB/WR	Nicholls State (La.)
5. Baab, Mike (115)	C/G	Texas
6a. (Browns' choice traded to Dallas for LB Bruce Huther)		
6b. Whitwell, Mike (162)	WR	Texas A&M
(from Denver for LB Robert L. Jackson)		
7. (Browns' choice traded to Buffalo for RB Terry Miller)		
8a. Kafentzis, Mark (199)	S	Hawaii
8b. Heflin, Van (204)	TE	Vanderbilt
(from Oakland for DE Lyle Alzado)		
8c. Jackson, Bill (211)	S	North Carolina
(from Washington for 10th round choice in 1981)		
9. Baker, Milton (227)	TE	West Texas A&M
10. Floyd, Ricky (255)	RB	Southern Mississippi
11. Michuta, Steve (282)	QB	Grand Valley State
12. Nicolas, Scott (310)	LB	Miami (Fla.)

1983 - NFL

1. (Browns' choice traded to Buffalo along with Browns' 3rd round choice in 1984 and 5th round choice in 1985 for LB Tom Cousineau)			
2. Brown, Ron (41)	WR	Arizona State	
3. Camp, Reggie (68)	DE	California	
4. (Browns' choice traded to San Diego for LB Don Goode)			
5. Contz, Bill (122)	T	Penn State	
6a. Stracka, Tim (145)	TE	Wisconsin (from Chicago for C Gerry Sullivan)	
6b. Puzioff, Dave (149)	NT	Pittsburgh	
7a. Belk, Rocky (176)	WR	Miami (Fla.) (from Chicago for LB Bruce Hulther)	
7b. (Browns' choice traded to Philadelphia for DE Thomas Brown)			
8. McClean, Mike (209)	GT	Temple	
9. (Browns' choice traded to San Francisco for K Matt Bahr)			
10. Hopkins, Thomas (262)	T	Alabama A&M	
11a. Green, Boyce (288)	RB	Carson-Newman	
11b. McAdoo, Howard (305)	LB	Michigan State (from L.A. Raiders for Greg Pruitt)	
12. Farren, Paul (316)	C/T	Boston University	

1984 - NFL

1. Rogers, Don (18)	S	UCLA	
2a. Rockins, Chris (48)	S	Oklahoma State (from L.A. Rams for negotiating rights to WR Ron Brown)	
2b. Davis, Bruce (50)	WR	Baylor	
3. (Browns' choice traded to Buffalo along with Browns' 1st round choice in 1983 and 5th round choice in 1985 for LB Tom Cousineau)			
4a. Bolden, Ricky (104)	TE	Southern Methodist (from Denver for WR Dave Logan)	
4b. Brennan, Brian (104)	WR	Boston College	
5. Piepkorn, Dave (131)	T	North Dakota State	
6. Nugent, Terry (158)	QB	Colorado State	
7. Dumont, Jim (190)	LB	Rutgers	
8. (Browns' choice traded to N.Y. Jets for WR Bobby Jones)			
9a. Jones, Don (228)	WR	Texas A&M (choice acquired from Philadelphia for LB Bill Cowher)	
9b. (Browns' choice traded to Chicago along with Browns' 10th, 11th and 12th round choices in 1984 for Bears' three picks in 1984 supplemental draft of players under contract to another league)			
10a. (Browns' choice traded to Chicago, see 9b.)			
10b. Byner, Earnest (280)	RB	East Carolina (choice acquired from L.A. Raiders for G-T Henry Sheppard)	
11. (Browns' choice traded to Chicago, see 9b.)			
12. (Browns' choice traded to Chicago, see 9b.)			

1984 USFL Supplemental Draft

1a. Mack, Kevin (11)	RB	Clemson (choice acquired from Chicago for Browns' 9th, 10th, 11th and 12th round choices in 1984 NFL Draft)	
1b. Johnson, Mike (18)	LB	Virginia Tech	
2a. McNeil, Gerald (44)	WR	Baylor (choice acquired from Chicago, see 1a.)	
2b. Robison, Tommy (50)	T	Texas A&M	
3a. West, Doug (71)	LB	UCLA (choice acquired from Chicago, see 1a)	
3b. Bond, John (77)	QB	Mississippi State	

1985 - NFL

1. (Browns' choice traded to Buffalo along with 1st round choice in 1986, 3rd round choice in 1985 and 6th round choice in 1986 for Buffalo's first pick in 1985 supplemental draft)			
2. Allen, Greg (35)	RB	Florida State	
3. (Browns' choice traded to Buffalo, see 1.)			
4. (Browns' choice traded to Miami for WR Duriel Harris)			
5. (Browns' choice traded to Buffalo along with Browns' 1st round choice in 1983 and 3rd round choice in 1984 for LB Tom Cousineau)			
6. Krawowicz, Mark (147)	G	Ohio State	
7. Langhorne, Reggie (175)	WR	Elizabeth City State	
8. Banks, Fred (203)	WR	Liberty	
9. (Browns' choice traded to Philadelphia for DE Carl Hairston)			
10. Williams, Larry (259)	G	Notre Dame	
11. Tucker, Travis (287)	TE	S. Connecticut State	
12. Swanson, Shane (315)	WR	Nebraska	

1985 NFL Supplemental Draft

1. Kosar, Bernie (1)	QB	Miami (Fla.) (from Buffalo for 1st round choice in 1985 and 1986, 3rd round choice in 1985 and 6th round choice in 1986)	
----------------------	----	--	--

1986 - NFL

1. (Browns' choice traded to Buffalo along with 1st round choice in 1985, 3rd round in 1985 and a 6th round choice in 1986 for Buffalo's first pick in 1985 supplemental draft)			
2. Slaughter, Webster (43)	WR	San Diego State	
3. (Browns' choice traded to Detroit for QB Gary Danielson)			
4. (Browns' choice traded to L.A. Rams for WR Terry Greer)			
5. Miller, Nick (127)	LB	Arkansas	
6. (Browns' choice traded to Buffalo, see 1.)			
7a. Meyer, Jim (167)	T	Illinois State	

7b. Norseth, Mike (174)	QB	Kansas (from Kansas City for RB Boyce Green)	
8. (Browns' choice traded to Philadelphia for LB Anthony Griggs)			
9. Taylor, Danny (238)	DB	Texas-El Paso	
10. Smith, Willie (265)	TE	Miami (Fla.)	
11. Dausin, Randy (292)	G	Texas A&M	
12. Simmons, King (319)	CB	Texas Tech	

1987 - NFL

1. Junkin, Mike (5)	LB	Duke (from San Diego along with second round choice for Browns' first and second round choices and LB Chip Banks)	
2. Rakoczy, Gregg (32)	OT/C	Miami (Fla.) (from San Diego, see round 1.)	
3a. Manoa, Tim (80)	FB	Penn State	
3b. Jaeger, Jeff (82)	K	Washington (from L.A. Rams in exchange for Browns' 4th, 5th and 12th round picks)	
4. (Browns' choice to L.A. Rams, see 3b.)			
5. (Browns' choice to L.A. Rams, see 3b.)			
6. Braggs, Stephen (165)	DB	Texas	
7. (Browns' choice to Green Bay for WR John Jefferson)			
8. Bullitt, Steve (220)	LB	Texas A&M	
9. (Browns' choice to Indianapolis for QB Mike Pagan)			
10. Winters, Frank (276)	C	Western Illinois	
11. Brewton, Larry (303)	DB	Temple	
12. (Browns' choice to L.A. Rams, see 3b.)			

1988 - NFL

1. Charlton, Clifford (21)	LB	Florida	
2. Perry, Michael Dean (50)	DL	Clemson	
3. Waiters, Van (77)	LB	Indiana	
4. Blaylock, Anthony (103)	CB	Winston-Salem State	
5. (Browns' choice traded to Phoenix for DE Al Baker)			
6. (Browns' choice traded to Philadelphia along with CB D.D. Hoggard for DL Chris Pike)			
7. Gash, Thane (188)	S	East Tennessee State	
8. Birden, J.J. (216)	WR	Oregon	
9. Copeland, Danny (244)	S	Eastern Kentucky	
10. Washington, Brian (272)	S	Nebraska	
11. Hawkins, Hendley (300)	WR	Nebraska	
12. Slayden, Steve (328)	QB	Duke	

1989 - NFL

1. Metcalf, Eric (13)	RB	Texas (from Denver for Browns' 1st, 2nd, 5th and 9th round choices)	
2. Tillman, Lawyer (31)	WR	Auburn (from Green Bay along with 5th round choice for Browns' 3rd and 5th round choices, 1990 1st round choice and RB Herman Fontenot)	
3. (Browns' choice to Green Bay, see round 2.)			
4. Stewart, Andrew (107)	DE	Cincinnati	
5a. Kramer, Kyle (114)	S	Bowling Green (from Green Bay, see 2.)	
5b. Joines, Vernon (116)	WR	Maryland (from Kansas City for LB Mike Junkin)	
6. Wilkerson, Gary (160)	CB	Penn State	
7. Graybill, Mike (187)	OT	Boston University	
8. Aeilts, Rick (214)	TE	S.E. Missouri State	
9. (Browns' selection traded to Denver, see round 1.)			
10. Buddenberg, John (274)	OT	Akron	
11. Plocki, Dan (301)	K	Maryland	
12. Brown, Marlon (328)	LB	Memphis	

1990 - NFL

1. (Browns' choice traded to Green Bay along with 1989 2nd, 3rd and 5th round choices and RB Herman Fontenot for Packers' 1989 second and 5th round choices)			
2. Hoard, Leroy (45)	RB	Michigan	
3. Pleasant, Anthony (73)	DE	Tennessee State	
4. Barnett, Harlon (101)	S	Michigan State	
5. Burnett, Rob (129)	DE	Syracuse	
6. Hilliard, Randy (157)	CB	Northwestern State (La.)	
7a. Galbraith, Scott (178)	TE	Southern California	
7b. (Browns' choice traded to San Diego for RB Barry Redden)			
8. Jones, Jock (212)	LB	Virginia Tech	
9. Rowell, Eugene (240)	WR	Southern Mississippi	
10. Wallace, Mike (268)	CB	Jackson State	
11. Gordon, Clements (296)	QB	Grambling	
12. Simien, Kerry (323)	WR	Texas A&M - Kingsville	

1991 - NFL

1. Turner, Eric (2)	S	UCLA	
2. King, Ed (29)	G	Auburn	
3. Jones, James (57)	DL	Northern Iowa	
4. Sagapolutele, Pio (85)	DL	San Diego State	
5. (Browns' choice traded to Miami for 1990 7th round choice)			
6. Jackson, Michael (141)	WR	Southern Mississippi	
7. (Browns' choice traded to Green Bay for RB Brent Fullwood)			
8. Conover, Frank (197)	DL	Syracuse	
9a. Irvin, Ray (225)	CB	Central Florida	
9b. Wiggins, Shawn (239)	WR	Wyoming	

- (from Seattle for DL Bob Buczkowski)
- 10. Greenfield, Brian (252).....P.....Pittsburgh
- 11. Jones, Todd (280).....OL.....Henderson State
- 12. Austin, Elijah (308).....DL.....North Carolina State

1992 - NFL

- 1. Vardell, Tommy (9).....RB.....Stanford
- 2a. (Brown's choice traded to Dallas along with Browns' 5th round choice for Cowboys' 2nd, 3rd, 6th, 8th and 12th round choices)
- 2b. Rowe, Patrick (52).....WR.....San Diego State (choice from Dallas, see 2a.)
- 3a. Johnson, Bill (65).....DL.....Michigan State
- 3b. Dixon, Gerald (78).....LB.....South Carolina (choice from Dallas, see 2a.)
- 4. (Brown's choice traded to Philadelphia for OL Ken Reeves)
- 5. (Brown's choice to Dallas, see 2a.)
- 6a. Smith, Rico (143).....WR.....Colorado (choice from Tampa Bay for Browns' 6th and 8th round choices)
- 6b. (Brown's choice to Tampa Bay, see 6a.)
- 7. Jones, Selwyn (177).....DB.....Colorado State
- 8a. (Brown's choice from Dallas to Tampa Bay, see 6a.)
- 8b. (Brown's choice to New England for OL Freddie Childress)
- 9. Hill, Tim (233).....DB.....Kansas
- 10. Lowe, Marcus (260).....DT.....Baylor
- 11. Olobia, Augustin (289).....WR.....Washington State
- 12a. McCant, Keithen (316).....QB.....Nebraska
- 12b. Simpson, Tim (329).....OL.....Illinois (choice from Dallas, see 2a.)

1993 - NFL

- 1a. (Brown's choice traded to Denver for 1st and 3rd round choices)
- 1b. Everitt, Steve (14).....C/G.....Michigan (from Denver, see 1a.)
- 2. Footman, Dan (42).....DE.....Florida State
- 3a. (Brown's choice traded to Detroit for DT Jerry Ball)
- 3b. Caldwell, Mike (83).....LB.....Middle Tennessee State (from Denver, see 1a.)
- 4. (Brown's choice traded to Chicago for C Jay Hilgenberg)
- 5. Arvie, Herman (124).....OT.....Grambling
- 6. McKenzie, Rich (153).....LB.....Penn State
- 7. Hill, Travis (180).....LB.....Nebraska
- 8. (Brown's choice traded to the L.A. Rams for LB Frank Starns)

1994 - NFL

- 1a. Langham, Antonio (9).....CB.....Alabama
- 1b. Alexander, Derrick (29).....WR.....Michigan (from Philadelphia in exchange for the Browns' 2nd round choice and a 2nd round choice in the 1995 draft)
- 2. (Brown's choice to Philadelphia, see 1b.)
- 3. Bandison, Romeo (75).....DT.....Oregon
- 4. (Brown's choice traded to Miami for OL Gene Williams)
- 5. Booth, Issac (141).....DB.....California
- 6. Strait, Robert (171).....FB.....Baylor
- 7. Hewitt, Hamza (203).....OT.....Clemson

1995 - NFL

- 1a. (Brown's choice to San Francisco for 49ers' 1st, 3rd and 4th round choices and 1996 1st round pick)
- 1b. Powell, Craig (30).....LB.....Ohio State (from San Francisco, see 1a.)
- 2. (Brown's choice to Philadelphia along with 1994 2nd round choice for Eagles' 1994 1st round choice)
- 3a. Zeier, Eric (84).....QB.....Georgia
- 3b. Frederick, Mike (94).....DE.....Virginia (from San Francisco, see 1a.)
- 4a. (Brown's choice traded to Jacksonville for 1995 5th round choice and 1996 6th round choice)
- 4b. (Brown's choice traded to Philadelphia for 5th round choice and 1996 5th round choice)
- 5a. Pupua, Tau (136).....DT.....Weber State (from Jacksonville, see 4a.)
- 5b. Miller, Mike (147).....WR.....Notre Dame (from Philadelphia, see 4b.)
- 6. (Brown's choice traded to San Diego for CB Donald Frank)
- 7. Tellson, A.C. (231).....WR.....Miami (Fla.) (from New England for the Browns' 1995 7th round choice)

1999 - NFL

- 1. Couch, Tim (1).....QB.....Kentucky
- 2a. Johnson, Kevin (32).....WR.....Syracuse
- 2b. Abdullah, Rahim (45).....LB.....Clemson
- 3a. McCutcheon, Daylon (62).....DB.....Southern California
- 3b. Smith, Marquis (76).....DB.....California
- 4a. (Brown's choice traded to San Francisco along with a 5th round choice for QB Ty Detmer and the 49ers' 4th round choice)
- 4b. (Brown's choice traded to San Francisco for FB Marc Edwards)
- 4c. Rainer, Wali (124).....LB.....Virginia (choice from San Francisco, see 4a.)
- 5a. (Brown's choice traded to San Francisco, see 4a.)
- 5b. Chiaverini, Darrin (148).....WR.....Colorado

- 6a. (Brown's' choice traded to Seattle for two 6th round choices)
- 6b. Spriggs, Marcus (174).....DT.....Troy (from Chicago for a 6th round and two 7th round choices)
- 6c. Ogle, Kendall (187).....LB.....Maryland (from Seattle, see 6a.)
- 6d. Dearth, James (191).....TE.....Tarleton State (from Seattle, see 6a.)
- 7a. Hill, Madre (207).....RB.....Arkansas
- 7b. (Brown's' choice traded to Chicago, see 6b.)
- 7c. (Brown's' choice traded to Chicago, see 6b.)

2000 - NFL

- 1. Brown, Courtney (1).....DE.....Penn State
- 2. Northcutt, Dennis (32).....WR.....Arizona
- 3a. Prentice, Travis (63).....RB.....Miami (Ohio)
- 3b. Dawson, JaJuan (79).....WR.....Tulane
- 4a. Sanders, Lewis (95).....CB.....Maryland
- 4b. Shea, Aaron (110).....TE.....Michigan
- 5a. Malbrough, Anthony (130).....DB.....Texas Tech
- 5b. Chapman, Lamar (146).....DB.....Kansas State
- 6a. Wynn, Spergon (183).....QB.....Texas-San Marcos
- 6b. Bedell, Brad (206).....OL.....Colorado
- 7a. Savea, Manuia (207).....OL.....Arizona
- 7b. Chandler, Eric (209).....DL.....Jackson State (from Chicago along with 7th round choice for three 7th round choices)
- 7c. (Brown's' choice traded to Chicago, see 7b.)
- 7d. Barnes, Rashidi (225).....S.....Colorado (choice from Chicago, see 7b.)
- 7f. (Brown's' choice traded to Chicago, see 7b.)
- 7g. (Brown's' choice traded to Chicago, see 7b.)

2001 - NFL

- 1. Warren, Gerard (3).....DT.....Florida
- 2. Morgan, Quincy (33).....WR.....Kansas State
- 3. Jackson, James (65).....RB.....Miami (Fla.)
- 4. Henry, Anthony (97).....DB.....South Florida
- 5. Pharms, Jeremiah (134).....LB.....Washington
- 6. Jameson, Michael (165).....DB.....Texas A&M
- 7a. Zukauskas, Paul (203).....OL.....Boston College
- 7b. King, Andre (245).....WR.....Miami (Fla.) (compensatory selection)

2002 - NFL

- 1. Green, William (16).....RB.....Boston College
- 2. Davis, Andre (47).....WR.....Virginia Tech
- 3. Fowler, Melvin (76).....OL.....Maryland
- 4a. Bentley, Kevin (101).....LB.....Northwestern
- 4b. Taylor, Ben (111).....LB.....Virginia Tech
- 4c. Sanders, Darnell (122).....TE.....Ohio State
- 5. Davis, Andra (141).....LB.....Florida
- 7. Gonzalez, Joaquin (227).....OL.....Miami (Fla.)

2003 - NFL

- 1. Faine, Jeff (21).....C.....Notre Dame
- 2. Thompson, Chaun (52).....LB.....West Texas A&M
- 3. Crocker, Chris (84).....DB.....Marshall
- 4. Suggs, Lee, Jr. (115).....RB.....Virginia Tech
- 5a. Pontbriand, Ryan (142).....LS.....Rice (from Minnesota for DL Stalin Colinet)
- 5b. Lehan, Michael (152).....DB.....Minnesota
- 6. Garay, Antonio (195).....DE.....Boston College

2004 - NFL

- 1a. Kellen Winslow (6).....TE.....Miami (Fla.) (from Detroit along with 2nd round choice for Lions' 1st round choice)
- 1b. (Brown's' choice traded to Detroit, see 1a.)
- 2a. (Brown's' choice traded to Detroit, see 1a.)
- 2b. Jones, Sean (59).....S.....Georgia (from Indianapolis along with 3rd, 5th and 6th round choices for Colts' 2nd and 5th round choices)
- 3. (Brown's' choice traded to Indianapolis, see 2b.)
- 4. McCowen, Luke (106).....QB.....Louisiana Tech
- 5a. (Brown's' choice traded to Indianapolis, see 2b.)
- 5b. Gordon, Amon (161).....DL.....Stanford (from Indianapolis, see 2b.)
- 6a. (Brown's' choice traded to Indianapolis, see 2b.)
- 6b. Chambers, Kirk (176).....OL.....Stanford (from Buffalo for TE Mark Campbell)
- 7. Echemandu, Adimchinobe (208).....RB.....California

2005 - NFL

- 1. Edwards, Braylon (3).....WR.....Michigan
- 2. Pool, Brodney (34).....DB.....Oklahoma
- 3. Frye, Charlie (67).....QB.....Akron
- 4. Perkins, Antonio (103).....DB.....Oklahoma
- 5. McMillan, David (139).....DE/LB.....Kansas
- 6a. Speegle, Nick (176).....LB.....New Mexico
- 6b. Hoffman, Andrew (203).....DL.....Virginia (from Tampa Bay for QB Luke McCown)
- 7. Dunn, Jonathan (217).....OL.....Virginia Tech

2006 - NFL

1. Wimbley, Kameron (13).....	LB.....	Florida State
2. Jackson, D'Qwell (34).....	LB.....	Maryland
3. Wilson, Travis (78).....	WR.....	Oklahoma
4a. Williams, Leon (110).....	LB.....	Miami (Fla.)
4b. Sowells, Isaac (112).....	OL.....	Indiana
5a. Harter, Jerome (145).....	RB.....	Washington State
5b. Mintzer, Demario (152).....	DB.....	Georgia
6a. Vickers, Lawrence (180).....	FB.....	Colorado
6b. Oshinowo, Babatunde (181).....	DT.....	Stanford
7. Hamilton, Justin (222).....	ST.....	Virginia Tech

2007 - NFL

1a. Thomas, Joe (3).....	OT.....	Wisconsin
1b. Quinn, Brady (22).....	QB.....	Notre Dame (from Dallas for Browns 2nd round choice and 2008 1st round choice)
2a. (Browns' choice traded to Dallas, see 1b.)		
2b. Wright, Eric (53).....	DB.....	Nevada-Las Vegas (from Dallas along with 6th round choice for the Browns' 3rd, 4th and 6th round choices)
3. (Browns' choice traded to Dallas, see 2b.)		
4. (Browns' choice traded to Dallas, see 2b.)		
5. McDonald, Brandon (140).....	DB.....	Memphis
6a. (Browns' choice traded to Dallas, see 2b.)		
6b. Purcell, Meilia (200).....	DL.....	Hawaii (from Dallas along with a 7th round choice for Browns' 6th round choice)
7a. Pittman, Chase (213).....	DL.....	LSU
7b. Steptoe, Syndric (234).....	WR.....	Arizona (from Dallas, see 6b.)

2008 - NFL

1. (Browns' choice along with 2007 2nd round choice traded to Dallas for QB Brady Quinn)		
2. (Browns' choice traded to Green Bay for DE Corey Williams)		
3. (Browns' choice traded to Detroit for DL Shaun Rogers)		
4a. Bell, Beau (104).....	LB.....	Nevada-Las Vegas
4b. Rucker, Martin (111).....	TE.....	Missouri (from Dallas for Browns' 2009 3rd round choice)
5. (choice traded to Dallas along with 2008 fourth round pick to move up in the fourth round to select LB Beau Bell)		
6a. Rubin, Ahtyba (190).....	DT.....	Iowa State
6b. Hubbard, Paul (191).....	WR.....	Wisconsin (from Philadelphia for Browns' 2009 5th round choice)
7. Hall, Alex (231).....	LB.....	St. Augustine's

2009 - NFL

1a. (Browns' choice traded to N.Y. for Jets' 1st and 2nd round choices and DE Kenyon Coleman, DB Abram Elam and QB Brett Ratliff)		
1b. (Browns' choice traded to Tampa Bay for 1st and 6th round choices)		
1c. (Browns' choice traded to Philadelphia for 1st and 6th round choices)		
1d. Mack, Alex (21.....	C.....	California (from Philadelphia, see 1c.)
2a. Robiskie, Brian (36).....	WR.....	Ohio State
2b. Massaquoi, Mohamed (50).....	WR.....	Georgia (from Tampa Bay along with 2010 5th round selection for TE Keilen Winslow)
2c. Veikune, David (52).....	DE.....	Hawaii (from New York Jets, see 1a.)
4. Maiva, Kaluka (104).....	LB.....	Southern California
5. (Browns' choice traded to Philadelphia for 2008 6th round selection)		
6a. Carey, Don (177).....	DB.....	Norfolk State
6b. Francies, Coye (191).....	DB.....	San Jose State (from Tampa Bay, see 1b.)
6c. Davis, James (195).....	RB.....	Clemson (from Philadelphia, see 1c.)
7. (Browns' choice traded to Miami for DB Travis Daniels)		

2010 - NFL

1. Haden, Joe (7).....	DB.....	Florida
2a. Ward, T.J. (38).....	DB.....	Oregon
2b. Hardesty, Montario (59).....	RB.....	Tennessee (from Philadelphia for Browns' 3rd and two 5th round choices)
3a. (Browns' choice traded to Philadelphia, see 2b.)		
3b. McCoy, Colt (85).....	QB.....	Texas (from Oakland for LB Kameron Wimbley)
3c. Lauva, Shawn (92).....	OL.....	Arizona State (from N.Y. Jets along with 5th round selection, WR Chansi Stuckey and LB Jason Trusnik for WR Braylon Edwards)
4. (Browns' choice traded to Philadelphia along with LB Alex Hall and 5th round choice for LB Chris Gocong and DB Sheldon Brown)		
5a. (Browns' choice traded to Philadelphia, see above 4.)		
5b. (Browns' choice traded to Philadelphia, see 2b.)		
5c. Asante, Larry (160).....	DB.....	Nebraska (from N.Y. Jets, see above 3c.)
6a. Mitchell, Carlton (177).....	WR.....	South Florida
6b. Geathers, Cliff (186).....	DL.....	South Carolina (from Carolina for DL Louis Leonard)
7. (Browns' choice traded to Detroit along with DL Corey Williams for 5th round selection, see above 2b.)		

2011 - NFL

1a. (Browns' choice traded to Atlanta for Falcons' 1st, 2nd and 4th round choices and 2012 1st and 4th round choices)		
1b. Taylor, Phil (21).....	DL.....	Baylor (from Kansas City for Browns' 1st and 3rd round choices)
2a. Sheard, Jabaal (37).....	DL.....	Pittsburgh
2b. Little, Greg (59).....	WR.....	North Carolina (from Atlanta, see 1a.)
3. (Browns' choice traded to Kansas City, see above 1b.)		
4a. Cameron, Jordan (102).....	TE.....	Southern California
4b. Marcic, Owen (124).....	FB.....	Stanford (from Atlanta, see 1a.)
5a. Skrine, Buster (137).....	DB.....	Chattanooga
5b. Pinkston, Jason (150).....	OL.....	Pittsburgh (from N.Y. Giants for two 6th round choices)
6a. (Browns' choice traded to N.Y. Giants, see 5b.)		
6b. (Browns' choice traded to N.Y. Giants, see 5b.)		
7a. (Browns' choice traded to Seattle for QB Seneca Wallace)		
7b. Hagg, Eric (248).....	DB.....	Nebraska (compensatory choice)

2012 - NFL

1a. Richardson, Trent (3).....	RB.....	Alabama (from Minnesota for Browns' 1st, 4th, 5th and 7th round choices)
1b. (Browns' choice traded to Minnesota, see 1a.)		
1c. Weeden, Brandon (22).....	QB.....	Oklahoma State (from Atlanta along with 4th round choice and Falcons' 2010 1st, 2nd and 4th round choices for Browns' 2011 1st round choice)
2. Schwartz, Mitchell (37).....	OL.....	California
3a. (Browns' choice traded to Denver for 3rd and 4th round choices)		
3b. Hughes, John (87).....	DL.....	Cincinnati (from Denver, see 3a.)
4a. Benjamin, Travis (100).....	WR.....	Miami (Fla.)
4b. (Browns' choice traded to Minnesota, see 1a.)		
4c. Johnson, James-Michael (120).....	LB.....	Nevada (from Denver, see 3a.)
5a. (Browns' choice traded to Minnesota, see 1a.)		
5b. Miller, Ryan (160).....	OL.....	Colorado
6a. (Browns' choice traded to Minnesota for DL Jayme Mitchell)		
6b. Acho, Emmanuel (204).....	LB.....	Texas (compensatory choice)
6c. Winn, Billy (205).....	DT.....	Boise State (compensatory choice)
7a. (Browns' choice traded to Minnesota, see 1a.)		
7b. Wade, Trevin (245).....	DB.....	Arizona (compensatory choice)
7c. Smalley, Brad (247).....	FB.....	Alabama (compensatory choice)

2012 NFL Supplemental Draft

2. Gordon, Josh (34).....	WR.....	Baylor
---------------------------	---------	--------

2013 - NFL

1. Mingo, Barkevious (6).....	LB.....	LSU
2. (Browns' choice exercised during 2012 Supplemental Draft)		
3. McFadden, Leon (68).....	DB.....	San Diego State
4. (Browns' choice traded to Pittsburgh for 2014 3rd round choice) (from Miami with WR Davone Bess and 7th round choice for Browns' 4th and 5th round choices)		
5a. (Browns' choice traded to Indianapolis for 2014 4th round choice)		
5b. (Browns' choice traded to Miami, see 4.)		
6. Slaughter, Jamoris (175).....	DB.....	Notre Dame
7a. Bryant, Armonty (217).....	DL.....	East Central (Okla.) (from Miami, see 4.)
7b. Gilkey, Garrett (227).....	OL.....	Chadron State (from San Francisco with 5th round choice for QB Colt McCoy and 6th round choice)

2014 - NFL

1a. (Browns' choice traded to Buffalo for 2014 1st round choice and 2015 1st and 4th round choices)		
1b. Gilbert, Justin (8).....	DB.....	Oklahoma State (from Minnesota for Browns' 1st and 5th round choices)
1c. (Browns' choice traded to Minnesota, see 1b.)		
1d. Manziel, Johnny (22).....	QB.....	Texas A&M (from Philadelphia for Browns' 1st and 3rd round choices)
1e. (Browns' choice traded to Philadelphia, see 1d.) (from Indianapolis for RB Trent Richardson)		
2. Bitonio, Joel (35).....	OL.....	Nevada
3a. Kirksey, Chris (71).....	LB.....	Iowa
3b. (Browns' choice traded to Philadelphia, see 1d.) (from Pittsburgh for Browns' 2013 4th round choice)		
3c. West, Terrance (94).....	RB.....	Towson (from San Francisco for Browns' 4th and 6th round choices)
4a. (Browns' choice traded to San Francisco, see 3c.)		
4b. Desir, Pierre (127).....	DB.....	Lindenwood (from Indianapolis for Browns' 2013 5th round choice)
5. (Browns' choice traded to Minnesota, see 1b.)		

- 6. (Browns' choice traded to San Francisco, see 3c.)
- 7. (Browns' choice traded to Baltimore for 2015 6th round choice)

2015 - NFL

- 1a. Shelton, Danny (12).....DL.....Washington
- 1b. Erving, Cameron (19).....OL.....Florida State (from Buffalo, see 2014 1a.)
- 2a. (Browns' choice traded to Houston with 7th round choice for 2nd, 4th and 6th round choices)
- 2b. Orchard, Nate (51).....LB.....Utah (from Houston, see 2a.)
- 3a. Johnson, Duke (77).....RB.....Miami (Fla.)
- 3b. Cooper, Xavier (96).....DL.....Washington State (from New England with 7th round choice for Browns' 4th, 5th and 6th round choices)
- 4a. (Browns' choice traded to New England, see 3b.)
- 4b. Ibraheim Campbell (115).....DB.....Northwestern
- 4c. (Browns' choice traded to Arizona for 4th, 6th and 7th round choices)
- 4d. Mayle, Vince (123).....WR.....Washington State (from Arizona, see 4c.)
- 6a. Gaines, Charles (189).....DB.....Louisville
- 6b. Johnson, Malcolm (195).....FB.....Mississippi State (from Houston, see 2a.)
- 6c. Telfer, Randall (198).....TE.....Southern California (from Arizona, see 4c.)
- 7a. Pullard, Hayes (219).....LB.....Southern California (from New England, see 3b.)
- 7b. Ekpre-Olorun, Ifo (241).....DB.....Oregon (from Arizona, see 4c.)

2016 - NFL

- 1a. (Browns' choice and 2017 4th round choice traded to Philadelphia for 2016 1st, 3rd and 4th round choices and 2017 1st and 2018 2nd round choices)
- 1b. (Browns' choice and 6th round choice traded to Tennessee for 2016 1st and 3rd round choices and 2017 2nd round choice)
- 1c. Coleman, Corey (15).....WR.....Baylor (from Tennessee, see 1b.)
- 2. Ogbah, Emmanuel (32).....LB.....Oklahoma State
- 3a. Nassib, Carl (65).....DL.....Penn State
- 3b. Coleman, Shon (76).....OL.....Auburn (from Tennessee, see 1b.)
- 3c. (Browns' choice and 5th round choice traded to Carolina for 3rd, 4th and 5th round choices)
- 3d. Kessler, Cody (93).....QB.....Southern California (from Carolina, see 3c.)
- 4a. Schobert, Joe (99).....LB.....Wisconsin
- 4b. (Browns' choice traded to Oakland for 4th and 5th round choices)
- 4c. Louis, Ricardo (114).....WR.....Auburn (from Oakland, see 4b.)
- 4d. Kindred, Demick (129).....DB.....Texas Christian (from Carolina, see 3c.)
- 4e. DeValve, Seth (138).....TE.....Princeton (compensatory choice)
- 5a. (Browns' choice traded to Carolina, see 3c.)
- 5b. Payton, Jordan (154).....WR.....UCLA (from Oakland, see 4b.)
- 5c. Drango, Spencer (168).....OL.....Baylor (from Carolina, see 3c.)
- 5d. Higgins, Rashard (172).....WR.....Colorado State (compensatory choice)
- 5e. Caldwell, Trey.....DB.....Louisiana-Monroe (compensatory choice)
- 6. (Browns' choice traded to Tennessee, see 1b.)
- 7a. (Browns' choice traded to Miami for 7th round choice and DB Jamar Taylor)
- 7b. Wright III, Scooby.....LB.....Arizona (from Miami, see 7a.)

2017 - NFL

- 1a. Garrett, Myles (1).....DL.....Texas A&M
- 1b. (Browns' choice traded to Houston for 2017 and 2018 1st round choices, from Philadelphia, see 2016 1a.)
- 1c. Peppers, Jabrill (25).....DB.....Michigan (from Houston, see 1b.)
- 1d. Njoku, David (29).....TE.....Miami (Fla.) (from Green Bay for Browns' 2017 2nd and 4th round picks)
- 2a. (Browns' choice traded to Green Bay, see 1d.)
- 2b. Kizer, DeShone (52).....QB.....Notre Dame (from Tennessee, see 2016 1b.)
- 3a. Ogunjobi, Larry (65).....DL.....Charlotte
- 3b. (Browns' compensatory choice traded to New England in 2016 for LB Jamie Collins)
- 4a. (Browns' choice traded to Green Bay, see 1d.)
- 4b. Wilson, Howard (126).....DB.....Houston (from Denver along with 2017 7th round choice for two Browns' 2017 5th round choices)
- 4c. (Browns' compensatory choice traded to Philadelphia, see 2016 1a.)
- 4d. (Browns' compensatory choice traded to Houston for 2017 6th round

- choice, 2018 2nd round choice and QB Brock Osweiler)
- 5a. (Browns' choice traded to Denver, see 4b.)
- 5b. Johnson, Rod (160).....OL.....Florida State (from New York Jets along with 2017 7th round choice for Browns' 2017 5th and 6th round choices)
- 5c. (Browns' choice traded to Denver, see 4b. choice from New England in 2016 for LB Barkevious Mingo)
- 5d. (Browns' choice traded to New York Jets, see 5b.)
- 6a. Brantley, Caleb (185).....DL.....Florida
- 6b. (Browns' choice traded to New York Jets, see 5b. choice from Houston, see 4d)
- 7a. (Browns' choice traded to San Francisco in 2015 for P Andy Lee)
- 7b. Gonzalez, Zane (219).....K.....Arizona State (from New York Jets 5b)
- 7c. Dayes, Matthew (252).....RB.....North Carolina State (from Denver 4b)

2018 - NFL

- 1a. Mayfield, Baker (1).....QB.....Oklahoma
- 1b. Ward, Denzel (4).....DB.....Ohio State (from Houston, see 2017 1b.)
- 2a. Corbett, Austin (33).....OL.....Nevada
- 2b. Chubb, Nick (35).....RB.....Georgia (from Houston, see 2017 4d.)
- 2c. (Browns' choice traded to Indianapolis for 3rd and 6th round choices, choice from Philadelphia, see 2016 1a)
- 3a. (Browns' choice traded to Buffalo for QB Tyrrod Taylor)
- 3b. Thomas, Chad (67).....DL.....Miami (Fla.)
- 4a. (Browns' choice, 5th round pick and QB DeShone Kizer traded to Green Bay for 4th and 5th round choices and DB Damarious Randall)
- 4b. Callaway, Antonio (105).....WR.....Florida (from New England for Browns' 4th and 6th round choices)
- 4c. (Browns' choice traded to New England, see 4b., choice from Green Bay, see 4a)
- 5a. (Browns' choice traded to Green Bay, see 4a.)
- 5b. Avery, Genard (150).....LB.....Memphis (from Green Bay, see 4a.)
- 6a. Ratley, Damion (175).....WR.....Texas A&M
- 6b. (Browns' choice traded to New England, see 4c., choice from Indianapolis, see 2c)
- 6c. Thomas, Simeon (188).....DB.....Louisiana-Lafayette (from Washington for QB Kevin Hogan and 6th round choice)
- 6d. (Browns' choice traded to Washington, see 6c.)
- 7. (Browns' choice and DB Jason McCourty traded to New England for 6th round choice)

2019 - NFL

- 1. (Browns' choice, OL Kevin Zeitler, DB Jabrill Peppers and 3rd round choice traded to New York Giants for WR Odell Beckham Jr. and DL Olivier Vernon)
- 2a. Williams, Greedy (46).....DB.....Louisiana State (from Indianapolis Colts for Browns' 2019 2nd and 5th round choices)
- 2b. (Browns' choice traded to Indianapolis, see 2a.)
- 3. Takitaki, Stone (80).....LB.....Brigham Young
- 4. Redwine, Sheldrick (119).....DB.....Miami (Fla.)
- 5a. (Browns' choice traded to Indianapolis, see 2a.) (from Jacksonville Jaguars for RB Carlos Hyde)
- 5b. Wilson, Mack (155).....LB.....Alabama
- 5c. Seibert, Austin (170).....K.....Oklahoma (from New England for WR Josh Gordon and 7th round choice)
- 6. Forbes, Drew (189).....T.....Southeast Missouri State
- 7a. Lewis Jr., Donnie (221).....CB.....Tulane (from Jacksonville Jaguars for QB Cody Kessler)
- 7b. (Browns' choice traded to New Orleans Saints for DL Devaroe Lawrence)

2020 - NFL

- 1. Wills Jr, Jedrick (10).....T.....Alabama
- 2a. (Browns' choice traded to Indianapolis Colts for 2020 2nd and 5th round picks.)
- 2b. Delpit, Grant (44).....S.....Louisiana State (from Indianapolis, see 2a.)
- 3a. (Browns' choice and 2020 7th round pick traded to New Orleans Saints for 2020 3rd and 2021 3rd round pick)
- 3b. Elliott, Jordan (88).....DT.....Missouri (from New Orleans, see 3a.)
- 3c. Phillips, Jacob (97).....LB.....Louisiana State (from Houston Texans for RB Duke Johnson Jr.)
- 4. Bryant, Harrison (115).....TE.....Florida Atlantic
- 5a. (Browns' choice and 2020 6th round pick traded to Buffalo Bills for G Wyatt Teller and a 2021 7th round pick)
- 5b. Harris, Nick (160).....C.....Washington (from Indianapolis Colts, see 2a.)
- 6a. Peoples-Jones, Donovan (187) WR.....Michigan (from Arizona Cardinals for DB Jamar Taylor)
- 6b. (Browns' choice traded to Buffalo, see 5a.)
- 7. (Browns' choice traded to Tennessee for WR Taywan Taylor)

2021 - NFL

1. Newsome II, Greg (26)..... CB..... Northwestern
 2a. Owusu-Koramoah, Jeremiah (52).....LB..... Notre Dame
 (from Carolina for Browns' 2021 2nd and 4th round pick)
 2b. (Browns' choice traded to Carolina, see 2a)
 3a. Schwartz, Anthony (91)..... WR..... Auburn
 (from New Orleans, see 2020 3a.)
 4a. Hudson, James (110)..... T..... Cincinnati
 (from Philadelphia for LB Genard Avery)
 4b. (Browns' choice traded along with 7th round pick to Detroit for 2021
 5th and 2022 4th round picks)
 4c. Toggia, Tommy (132)..... DT..... Ohio State
 (from Detroit, see 4b)
 5a. Fields, Tony (153)..... LB..... West Virginia
 (from Detroit, see 4b.)
 5b. LeCounte, Richard (169)..... S..... Georgia
 (from Los Angeles Rams for C Austin Corbett)
 6a. Felton, Demetric (211)..... RB..... UCLA
 7. (Browns' choice traded to Detroit, see 4b)

2022 - NFL

1. (Browns' choice traded to Houston along with 2022 4th, 2023 1st,
 2023 and 2024 1st and 2024 4th round picks for QB Deshaun Watson
 and 2024 6th round pick)
 2. (Browns' choice traded to Houston for 2022 3rd, 4th and 4th pick)
 3a. Emerson, Martin (68)..... CB..... Mississippi State
 (from Houston, see 2)
 3b. Wright, Alex (78)..... DE..... UAB
 3c. Bell, David (99)..... WR..... Purdue
 (compensatory pick)
 4a. Winfrey, Perrion (108)..... DT..... Oklahoma
 (from Houston, see 2)
 4b. (Browns' choice traded to Minnesota for 2022 5th round and 2023
 4th round pick)
 4c. York, Cade (124)..... K..... Louisiana State
 (from Houston, see 2)
 5a. (Browns' choice along with 2022 6th round pick traded to Dallas for
 WR Amari Cooper and 2022 6th round pick)
 5b. Ford, Jerome (156)..... RB..... Cincinnati
 (from Minnesota, see 4b)
 6a. (Browns' choice traded to Dallas, see 5a)
 6b. Woods, Michael (202)..... WR..... Oklahoma
 (from Dallas, see 5a)
 7a. Thomas, Isaiah (223)..... DE..... Oklahoma
 (from Detroit for QB David Blough and Browns' 2022 7th round pick)
 7b. Deaton, Dawson (246)..... OL..... Texas Tech
 (from Buffalo for QB Case Keenum)
 7c. (Browns choice traded to Detroit, see 7a.)

DRAFT CHOICES BY COLLEGE (UPDATED THROUGH 2022 DRAFT)

Abilene Christian2	Eastern Kentucky2	Louisville.....3	Oregon State.....3	Texas-El Paso3
Adams State.....1	Edinboro1	Loyola Marymount.....2	Pacific.....7	Texas-San Marcos.....3
Akron3	Elizabeth City State.....2	Maine.....2	Pennsylvania.....2	Texas Tech.....6
Alabama12	Evansville1	Marshall3	Penn State.....10	Toledo8
Alabama A&M.....1	Florida.....12	Maryland.....14	Pittsburgh.....14	Towson1
Arizona15	Florida A&M.....1	Md. Eastern Shore.....2	Princeton.....2	Trinity.....1
Arizona State.....7	Florida Atlantic.....1	Massachusetts.....3	Purdue.....23	Troy.....1
Arkansas.....8	Florida State.....15	McMurry.....1	Rice.....8	Tufts.....1
Army1	Fresno State.....2	Memphis.....8	Rutgers.....1	Tulane.....9
Auburn9	Georgetown Coll. (Ky.)...1	Miami (Fla.).....16	St. Augustine's.....1	Tulsa.....4
Austin.....1	Georgia.....13	Miami (Ohio).....8	St. Mary's.....1	Tuskegee.....1
Baldwin-Wallace.....1	Georgia Tech.....5	Michigan.....19	Sam Houston State.....1	UAB.....1
Ball State.....1	Grambling.....9	Michigan State.....20	San Diego State.....7	UCLA.....8
Baylor20	Grand Valley State.....1	Middle Tennessee St.....1	San Francisco.....1	Utah.....4
Bemidji State.....1	Hampden-Sydney.....1	Minnesota.....7	San Jose State.....4	Utah State.....1
Bluffton1	Harding.....1	Mississippi.....12	Santa Barbara.....1	Vanderbilt.....5
Boise State.....1	Hardin-Simmons.....2	Mississippi State.....9	Santa Clara.....3	Villanova.....4
Boston College.....9	Hawaii.....3	Missouri.....7	Shaw.....2	Virginia.....9
Boston University.....5	Heidelberg.....1	Missouri Valley.....1	South Carolina.....5	Virginia Military.....2
Bowling Green.....10	Henderson State.....1	Morehead State.....1	South Carolina State.....1	Virginia Tech.....8
Brigham Young.....1	Houston.....7	Morgan State.....3	South Florida.....2	Wake Forest.....6
Brown.....1	Idaho.....2	Muhlenberg.....1	Southeast Missouri St.....2	Washington.....6
California.....9	Illinois.....14	Murray State.....2	Southeastern Louisiana.....2	Washington State.....7
California State (Pa.)....1	Illinois State.....2	Nebraska.....16	Southern.....3	Washington (St. Louis).....1
Capital.....1	Indiana.....7	Nevada.....3	Southern California.....20	Washington & Lee.....1
Carson-Newman.....1	Iowa.....8	Nevada-Las Vegas.....3	Southern Con. State.....1	Wayne State.....1
Central Florida.....1	Iowa State.....5	New Mexico.....2	Southern Methodist.....10	Waynesburg.....1
Central Michigan.....1	Iowa State Teacher's.....1	New Mexico State.....2	Southern Mississippi.....7	Weber State.....1
Central Missouri.....1	Jackson State.....3	Nicholls State.....1	Southwestern Okla St.....1	West Alabama.....1
Chadron State.....1	John Carroll.....4	Norfolk State.....1	Stanford.....10	West Texas A&M.....3
Chattanooga.....3	Johnson C. Smith.....2	North Carolina.....8	Stephen F. Austin.....1	West Virginia.....6
Chico State.....1	Kansas.....9	North Carolina Central.....3	Sterling.....1	Western Kentucky.....2
Cincinnati.....4	Kansas State.....6	North Carolina State.....6	Superior State.....1	Western Illinois.....2
Charlotte.....1	Kent State.....5	North Dakota State.....2	Syracuse.....12	Western Michigan.....2
Clarion.....1	Kentucky.....7	North Texas.....4	Tampa.....1	Western Reserve.....1
Clemson.....9	Langston (Okla.).....1	Northern Colorado.....1	Tarleton State.....1	Wichita.....1
Colorado.....15	Lehigh.....2	Northern Iowa.....1	Temple.....5	William & Mary.....2
Colorado State.....3	Lenoir-Rhyne.....1	Northern Michigan.....1	Tennessee.....12	Winston-Salem State.....1
Dartmouth.....1	Lewis & Clark.....1	Northwestern.....7	Tennessee-Martin.....1	Wisconsin.....10
Dayton.....3	Liberty.....1	Northwestern Okla.....1	Tennessee State.....5	Wisconsin-La Crosse.....2
Defiance.....1	Lincoln (Mo.).....1	Northwestern State.....4	Tennessee Tech.....1	Wisconsin-River Falls.....1
Denver.....1	Lindenwood.....1	Notre Dame.....16	Texas.....12	Wisconsin-Whitewater.....1
Detroit Mercy.....2	Los Angeles State.....1	Ohio.....2	Texas-Arlington.....2	Wittenberg.....1
Duke.....11	Louisiana-Lafayette.....1	Ohio State.....35	Texas A&M.....15	Wyoming.....3
East Carolina.....2	Louisiana Monroe.....1	Oklahoma.....18	Texas A&M Kingsville.....2	Xavier.....6
East Central (Okla.).....2	Louisiana State.....13	Oklahoma State.....8	Texas A&M Comm.....1	Youngstown State.....1
East Tennessee St.....1	Louisiana Tech.....2	Oregon.....6	Texas Christian.....6	

1999 EXPANSION DRAFT

1. OL Jim Payne (Detroit); 2. DE Hurvin McCormack (Dallas); 3. OL Scott Rehberg (New England); 4. WR Damon Gibson (Cincinnati); 5. C Steve Gordon (San Francisco); 6. LB/FB Tarek Saleh (Carolina); 7. OL Jeff Buckley (Miami); 8. LB Jason Kyle (Seattle); 9. DE Rod Manuel (Pittsburgh); 10. LB Lenoy Jones (Tennessee); 11. DB Tim McIyer (Philadelphia); 12. LB Elijah Alexander (Indianapolis); 13. OT Pete Swanson (Kansas City); 14. DB Jerome Williams (San Diego); 15. DB Marlon Forbes (Chicago); 16. WR Justin Armour (Denver); 17. OL Paul Wiggins (Washington); 18. DB Duane Butler (Minnesota); 19. WR Fred Brock (Arizona); 20. DB Kory Blackwell (New York Giants); 21. DB Kevin Devine (Jacksonville); 22. DB Ray Jackson (Buffalo); 23. OL Jim Bumtrain (New York Jets); 24. OL Ben Cavin (Baltimore); 25. RB Michael Blair (Green Bay); 26. DL Antonio Anderson (Dallas); 27. OL Orlando Bobo (Minnesota); 28. LB James Williams (San Francisco); 29. QB Scott Milanovich (Tampa Bay); 30. DB Eric Stokes (Seattle); 31. RB Ronald Moore (Arizona); 32. FB Clarence Williams (Buffalo); 33. WR Freddie Solomon (Philadelphia); 34. DB Brandon Sanders (New York Giants); 35. DL Mike Thompson (Cincinnati); 36. RB Jerris McPhail (Detroit); 37. CB Antonio Langham (San Francisco).

FREE AGENCY

2022

Players Signed by Browns: P Corey Bojorquez (Green Bay); QB Jacoby Brissett (Miami); DT Javen Bryan (Jacksonville); QB Josh Dobbs (Pittsburgh); WR Jaceem Grant (Chicago); C Ethan Foco (Seattle); DE Isaac Rochell (Indianapolis); DE Stephen Weatherly (Minnesota).

Former Browns Players Signed by Other Clubs: WR Rashard Higgins (Carolina); FB Andy Janovich (Houston); LB Elijah Lee (Kansas City); S M.J. Stewart (Houston).

2021

Players Signed by Browns: DE Jadeveon Clowney (Tennessee); CB Troy Hill (LA Rams); Malik Jackson (Philadelphia); S John Johnson III (LA Rams); Tankrist McKinley (Las Vegas); DT Darnion Square (LA Chargers); LB Anthony Walker (Indianapolis).

Former Browns Players Signed by Other Clubs: QB Kevin Johnson (Tennessee); S Karl Joseph (Las Vegas); T Kendall Lamm (Tennessee); CB Terrance Mitchell (Houston); DT Larry Ogunjobi (Cincinnati); DT Vincent Taylor (Houston).

2020

Players Signed by Browns: DT Andrew Billings (Cincinnati); DE Adrian Clayborn (Atlanta); T Jack Conklin (Tennessee); LB B.J. Goodson (Green Bay); TE Austin Hooper (Atlanta); CB Kevin Johnson (Houston); S Karl Joseph (Oakland); QB Case Keenum (Washington); S Andrew Sendjoi (Minnesota).

Former Browns Players Signed by Other Clubs: CB T.J. Carrie (Indianapolis); TE Demetrius Harris (Chicago); LB Christian Kirksey (Green Bay); G Eric Kush (Las Vegas); S Damarious Randall (Las Vegas); LB Joe Schobert (Jacksonville).

2019

Players Signed by Browns: TE Demetrius Harris (Kansas City); OL Eric Kush (Chicago); OL Kendall Lamm (Houston); DL Sheldon Richardson (Minnesota); LB Adrianus Taylor (Tampa Bay).

Former Browns Players Signed by Other Clubs: DB E.J. Gaines (Buffalo); WR Breshad Perriman (Tampa Bay); QB Tyrod Taylor (Los Angeles Chargers); OL Earl Watford (Tampa Bay).

2018

Players Signed by Browns: DB T.J. Carrie (Oakland); TE Darren Fells (Detroit); DB E.J. Gaines (Buffalo); OL Chris Hubbard (Pittsburgh); RB Carlos Hyde (San Francisco); WR Jeff Janis (Green Bay); DB Terrance Mitchell (Kansas City); DL Chris Smith (Cincinnati); QB Drew Stanton (Arizona); OL Donald Stephenson (Denver).

Former Browns Players Signed by Other Clubs: RB Isiah Crowell (New York Jets); OL Marcus Martin (Dallas).

2017

Players Signed by Browns: WR Kenny Britt (Los Angeles Rams); OL Matt McCants (Chicago); OL JC Tretter (Green Bay); OL Kevin Zetter (Cincinnati).

Former Browns Players Signed by Other Clubs: DB Jordan Poyer (Buffalo); WR Terrelle Pryor Sr. (Washington).

2016

Players Signed by Browns: LB Demario Davis (New York Jets).

Former Browns Players Signed by Other Clubs: DB Johnson Bademosi (Detroit); WR Travis Benjamin (San Diego); DB Tashaun Gipson (Jacksonville); OL Alex Mack (Atlanta); LB Craig Robertson (New Orleans); OL Mitchell Schwartz (Kansas City).

2015

Players Signed by Browns: TE Rob Housler (Arizona); DB Tramon Williams (Green Bay).

Former Browns Players Signed by Other Clubs: WR Miles Austin (Philadelphia); TE Jordan Cameron (Miami); QB Brian Hoyer (Houston); DL Anthony Rubin (Seattle); LB Jabaa Sheard (New England); DB Buster Skrine (New York Jets).

2014

Players Signed by Browns: DB Aaron Berry (New York Jets); LB Carlos Dansby (Arizona); TE Jim Dray (Arizona); WR Andrew Hawkins (Cincinnati); DB Jim Leonard (Buffalo); OL Paul McQuistan (Seattle); RB Ben Tate (Houston); DB Donte Whitner (San Francisco).

Former Browns Players Signed by Other Clubs: OL Oniel Cousins (Tampa Bay); OL Shawn Lauva (Washington); DB T.J. Ward (Denver).
Note: *Restricted free agent

2013

Players Signed by Browns: TE Gary Barnidge (Carolina); DL Desmond Bryant (Oakland); OL Rashad Butler (Houston); QB Jason Campbell (Chicago); RB Devine Green (Houston); LB Quentin Groves (Arizona); LB Paul Kruger (Baltimore); DB Chris Owens (Atlanta).

Former Browns Players Signed by Other Clubs: WR Joshua Cribbs (Oakland); K Phil Dawson (San Francisco); QB Josh Johnson (Cincinnati); LB Kaluka Maiava (Oakland); WR Mohamed Massaquoi (Jacksonville); DL Froste Rucker (Arizona); TE Alex Smith (Cincinnati); DB Ray Ventrone (San Francisco); TE Benjamin Watson (New Orleans).

2012

Players Signed by Browns: DL Froste Rucker (Cincinnati); DL Juqua Parker (Philadelphia).

Former Browns Players Signed by Other Clubs: DB Mike Adams (Denver); OL Artis Hicks (Miami); RB Peyton Hillis (Kansas City); OL Steve Veloso (Philadelphia).

2011

Players Signed by Browns: RB Brandon Jackson (Green Bay); DB Dimitri Patterson (Philadelphia); DB Usama Young (New Orleans).

Former Browns Players Signed by Other Clubs: DB Abram Elam (Dallas); DB Saby Piscitelli (Kansas City); WR Chansi Stuckey (Arizona); LB Jason Trusnik (Miami); FB Lawrence Vickers (Houston); OL Floyd Womack (Arizona); DB Eric Wright (Detroit).

2010

Players Signed by Browns: LB Scott Fujita (New Orleans); OL Tony Pashos (San Francisco); TE Benjamin Watson (New England).

Former Browns Players Signed by Other Clubs: TE Michael Gaines (Houston); OL Rex Hadnot (Arizona).

2009

Players Signed by Browns: LB Eric Barton (New York Jets); LB David Bowens (New York Jets); DB Corey Ivy (Baltimore); DL C. J. Mosley (New York Jets); DB Hank Potaer (New York Jets); OL John St. Clair (Chicago); OL Floyd Womack (Seattle).

Former Browns Players Signed by Other Clubs: LB Andra Davis (Denver); DB Travis Daniels (Kansas City); TE Darnell Dinkins (New Orleans); DB Sean Jones (Philadelphia); OL Seth McKinney (Buffalo); RB Jason Wright (Arizona); OL Scott Young (Denver).

2008

Players Signed by Browns: OL Rex Hadnot (Miami); LB Shantee Orr (Jacksonville); WR Donté Stallworth (New England).

Former Browns Players Signed by Other Clubs: DB Ricardo Colclough (Carolina); DL Simon Fraser (Atlanta); LB Matt Stewart (Arizona); LB Chaun Thompson (Houston).

Note: *Restricted free agent

2007

Players Signed by Browns: RB Jamal Lewis (Baltimore); OL Seth McKinney (Miami); LB Antwan Peek (Houston); OL Eric Steinbach (Cincinnati); DL Robaire Smith (Tennessee); DT Shaun Smith (Cincinnati); DB Kenny Wright (Washington).

Former Browns Players Signed by Other Clubs: DE Alvin McKinley (Denver); WR Dennis Northcutt (Jacksonville); S Brian Russell (Seattle); FB Terrelle Smith (Arizona).

Note: *Restricted free agent

2006

Players Signed by Browns: OL LeCharles Bentley (New Orleans); TE Darnell Dinkins (Baltimore); OL Bob Hallen (San Diego); WR Joe Jurevics (Seattle); LB Willie McGinest (New England); OL Kevin Shaffer (Atlanta); NT Ted Washington (Oakland); P Dave Zastudil (Baltimore).

Former Browns Players Signed by Other Clubs: WR Antonio Bryant (San Francisco); TE Keith Heinrich (Miami); LB Kenard Lang (Denver); DB Michael Lehan (Miami); OL Mike Pucillo (Washington); TE Aaron Shea (San Diego); OL L.J. Shelton (Miami); LB Ben Taylor (Green Bay).

2005

Players Signed by Browns: OL Joe Andruzzi (New England); DB Gary Baxter (Baltimore); OL Cosey Coleman (Tampa Bay); DL Jason Fisk (San Diego); P Kyle Richardson (Cincinnati); DB Brian Russell (Minnesota); LB Matt Stewart (Atlanta).

Former Browns Players Signed by Other Clubs: LB Kevin Bentley (Seattle); OL Damon Cook (Miami); LB Barry Gardner (New York Jets); OL Joaquin Gonzalez (Indianapolis); DB Anthony Henry (Dallas); QB Kelly Holcomb (Buffalo); LB Warrick Holdman (Washington); DB Lewis Sanders (Houston).

Note: *Restricted free agent

2004

Players Signed by Browns: DL Ebenezer Ekuban (Dallas); QB Jeff Garcia (San Francisco); OL Kelvin Garmon (San Diego); LB Warrick Holdman (Chicago); FB Terrelle Smith (New Orleans).

Former Browns Players Signed by Other Clubs: P Chris Gadocki (Pittsburgh); OL Shaun O'Hara (New York Giants); DB Lewis Sanders (Jacksonville); OL Barry Stokes (New York Giants).

2003

Players Signed by Browns: LB Barry Gardner (Philadelphia).

Former Browns Players Signed by Other Clubs: OL Daye Wohlabaugh (St. Louis); LB Earl Holmes (Detroit); DB Cory Fuller (Baltimore); LB Dwayne Rudd (Tampa Bay); DB Chris Akins (New England); LS Ryan Kuehl (New York Giants).

2002

Players Signed by Browns: S Robert Griffith (Minnesota); LB Earl Holmes (Pittsburgh); DL Kenard Lang (Washington); WR Chris Sanders (Tennessee); OL Barry Stokes (Green Bay); OL Ryan Tucker (St. Louis).

Former Browns Players Signed by Other Clubs: DE Keith McKenzie (Chicago); OL Roman Oben (Tampa Bay); O.J. Santiago (Minnesota); DL Greg Spires (Tampa Bay).

2001

Players Signed by Browns: LB Brant Boyer (Jacksonville); TE Ricky Dudley (Oakland); RB Curtis Enis (Chicago); QB Kelly Holcomb (Indianapolis); LB Dwayne Rudd (Minnesota); FB Mike Sellers (Washington); DT Mark Smith (Arizona); OL Ross Verba (Green Bay).

Former Browns Players Signed by Other Clubs: FB Marc Edwards (New England); WR David Patten (New England).

2000

Players Signed by Browns: DB Percy Ellsworth (New York Giants); OL Everett Lindsay (Baltimore); DE Keith McKenzie (Green Bay); LB Marty Moore (New England); OT Roman Oben (New York Giants); WR David Patten (New York Giants); RB Ernie Rhet (Baltimore); DL Orpheus Roye (Pittsburgh).

Former Browns Players Signed by Other Clubs: OL Orlando Bobo (Baltimore); T Lomas Brown (New York Giants); CB Antonio Langham (New England); QB Jamie Martin (Jacksonville); CB Ryan McNeil (Dallas); DB Marquez Pope (Oakland); OL Scott Renberg (Cincinnati); WR Leslie Shepherd (Miami); LB-DE John Thiery (Green Bay).

1999

Players Signed by Browns: DE Derrick Alexander (Minnesota); DT Jerry Ball (Minnesota); T Lomas Brown (Arizona); L Orlando Brown (Baltimore); CB Corey Fuller (Minnesota); P Chris Gadocki (Indianapolis); DT Darius Holland (Detroit); DT John Jurkovic (Jacksonville); RB Terry Kirby (San Francisco); CB Ryan McNeil (St. Louis); LB Jamir Miller (Arizona); DB Marquez Pope (San Francisco); WR Leslie Shepherd (Washington); LB John Thiery (Chicago); C Dave Wohlabaugh (New England).

1995

Players Signed by Browns: DT Tim Goad (New England); WR Andre Rison (Atlanta); CB Johnny Thomas (Washington); RB Lorenzo White (Houston).

Former Browns Players Signed by Other Clubs: RB Randy Baldwin (Carolina); DT James Jones (Denver); LB Frank Stams (Carolina).

Note: lost WR Mark Carrier to Carolina in expansion draft.

1994

Players Signed by Browns: LB Carl Banks (Washington); RB Earnest Byner (Washington); CB Don Griffin (San Francisco); TE Walter Reeves (Arizona); QB Mark Ryplen (Washington); OL Mike Withyncombe (San Diego).

Former Browns Players Signed by Other Clubs: P Brian Hansen (New York Jets); CB Randy Hilliard (Denver); LB Mike Johnson (Detroit); LB Clay Matthews (Atlanta).

1993

Players Signed by Browns: WR Mark Carrier (Tampa Bay); OL Houston Hoover (Atlanta); WR Hassan Jones (Minnesota); CB Najee Mustafa (Minnesota); QB Vinny Testaverde (Tampa Bay).

TRANSITION TAGGED PLAYERS

2013 - OL Alex Mack.

FRANCHISE TAGGED PLAYERS

2011 - K Phil Dawson, 2012 - K Phil Dawson, 2021 - TE David Njoku

PLAN "B" FREE AGENTS (1989-92)

1992

Players Signed by Browns During "Plan B" (11): RB James Brooks (Cincinnati); WR Jamie Holland (L.A. Raiders); CB Alonzo Hampton (Tampa); TE Pete Holohan (Kansas City); WR Keenan McDardell (Washington); S Stevon Moore (Miami); LB Anthony Moss (N.Y. Giants); RB Bruce Perkins (Indianapolis); CB Terry Taylor (Detroit); RB Ron Wolfley (Arizona); S Tony Zachary (New England).

Former Browns Players Signed by Other Clubs During "Plan B" (6): DT Frank Conover (Green Bay); S Thane Gash (San Francisco); CB Ray Irvin (Kansas City); CB Joe King (Tampa Bay); WR Reggie Langhorne (Indianapolis); WR Mike Oliphant (Seattle).

1991

Players Signed by Browns During "Plan B" (11): TE Charles Arbuckle (New Orleans); LB David Brandon (San Diego); LB Richard Brown (San Diego); P Brian Hansen (New England); K Mike Lansford (L.A. Rams—failed physical); S Vince Newsome (L.A. Rams); QB Todd Philcox (Cincinnati); G John Rienstra (Pittsburgh); RB Lee Rouson (N.Y. Giants); K Matt Stover (N.Y. Giants); T Rob Woods (Kansas City).

Former Browns Players Signed by Other Clubs During "Plan B" (6): DE Robert Banks (Houston); LB Marcus Cotton (Seattle); DL Marlon Jones (Tampa Bay); FB Tim Manoa (New Orleans); DT Chris Pike (San Diego); S Felix Wright (Minnesota).

1990

Players Signed by Browns During "Plan B" (6): C Mike Baab (New England); CB Raymond Clayborn (New England); LB Lawrence McGrew (New England); LB Ken Rose (N.Y. Jets); G Ralph Tamm (Washington); DE Rhondy Weston (Tampa Bay).

Former Browns Players Signed by Other Clubs During "Plan B" (5): CB Hanford Dixon (San Francisco); RB Keith Jones (Dallas); S Robert Lyons (Minnesota); WR Gerald McNeil (Houston); TE Ron Middleton (Washington).

1989

Players Signed by Browns During "Plan B" (14): DE Al Baker (Minnesota); OG Ted Banker (N.Y. Jets); DE Robert Banks (Houston); C Tom Baugh (Kansas City); WR Ray Butler (Seattle); RB Patrick Collins (Green Bay); DL Tom Gibson (New England); CB Kerry Glenn (N.Y. Jets); RB Keith Jones (L.A. Rams); LB Barry Krauss (Indianapolis); QB Mike Norseth (Cincinnati); WR Darryl Usher (New England); P Bryan Wagner (Chicago); WR Chris Woods (L.A. Raiders).

Former Browns Players Signed by Other Clubs During "Plan B" (10): DE Sam Clancy (Indianapolis); S Danny Copeland (Kansas City); NT Bob Golic (L.A. Raiders); K Jeff Jaeger (L.A. Raiders); TE Jeff Modest (Atlanta); P Max Ruagler (Kansas City); QB Steve Slayden (Kansas City); WR Clarence Weathers (Indianapolis); G Larry Williams (San Diego); C Frank Winters (N.Y. Giants).

TEAM TRADE HISTORY SINCE 1999

2/12/1999

Cleveland acquired defensive end Roy Barker and tight end Irv Smith from San Francisco for past considerations.

2/26/1999

Cleveland traded a fourth-round selection (110th overall) and a fifth-round selection (134th overall) in the 1999 NFL Draft to San Francisco for quarterback Ty Detmer and a fourth-round selection (124th overall) in 1999.

4/18/1999

Cleveland traded a fourth-round draft choice (96th overall) in 1999 to San Francisco for fullback Marc Edwards.

4/18/1999

Cleveland traded a sixth-round selection (170th overall) in the 1999 NFL Draft to Seattle for two sixth-round picks (187th overall and 191st overall).

4/18/1999

Cleveland traded two seventh-round picks (221st and 253rd overall) in the 1999 NFL Draft to Chicago for a sixth-round (174th overall) pick.

4/22/1999

Cleveland acquired running back Sedrick Shaw from New England for past considerations.

9/28/1999

Cleveland traded defensive tackle Jerry Ball to Minnesota for defensive end Stalin Colinet and a seventh-round draft choice.

10/19/1999

Cleveland traded a sixth-round (167th overall) selection in the 2000 NFL Draft to Miami for running back Karim Abdul-Jabbar.

4/16/2000

Cleveland traded two seventh-round (223rd and 254th overall) picks to Chicago for two seventh-round draft choices (209th and 225th overall).

8/14/2001

Cleveland traded offensive lineman Everett Lindsay to Minnesota for a conditional draft choice.

8/28/2001

Cleveland traded wide receiver Darrin Chiaverini to Dallas for a conditional draft choice; however, the conditions of the trade were not met and the Browns did not receive compensation.

9/2/2001

Cleveland traded quarterback Ty Detmer to Detroit for a fourth-round choice in the 2002 NFL Draft.

9/2/2001

Cleveland traded running back Travis Prentice and quarterback Spergon Wynn to Minnesota for conditional draft choices.

10/16/2001

Cleveland traded defensive end Stalin Colinet to Minnesota for a conditional draft choice.

3/8/2002

Cleveland traded a conditional seventh-round draft choice in 2004 to Miami for running back J.J. Johnson.

4/20/2002

Cleveland traded linebacker Wali Rainer and a third-round draft choice (79th overall) to Jacksonville for a third-round draft choice (76th overall).

4/21/2002

Cleveland traded a fifth-round draft choice (147th overall) and a sixth-round draft choice (189th overall) to Oakland for a fourth-round choice (122nd overall).

*Cleveland's trades with Minnesota involving Everett Lindsay, Travis Prentice, Spergon Wynn and Stalin Colinet ultimately resulted in the Browns receiving fifth round draft choices from Minnesota in the 2002 and 2003 NFL Draft.

8/31/2002

Cleveland traded a seventh-round draft choice in the 2003 draft to San Diego for tight end Steve Heiden (Chargers also had the option of switching sixth-round picks in 2003).

2/28/2003

Cleveland traded tight end Mark Campbell to Buffalo for an undisclosed 2004 draft choice.

4/24/2004

Cleveland traded a 2004 first-round and second-round choices to Detroit for the Lions 2004 first-round choice (sixth overall).

Cleveland traded a 2004 third-round, fifth-round and sixth-round choices to

Indianapolis for a second and fifth-round choices.

3/2/2005

Cleveland traded defensive lineman Gerard Warren to Denver for a fourth-round choice in the 2005 draft.

3/5/2005

Cleveland traded a 2005 fourth-round draft choice to Seattle for quarterback Trent Dilfer.

3/30/2005

Cleveland traded defensive ends Ebenezer Ekuban and Michael Myers to Denver for running back Reuben Droughns.

4/24/2005

Cleveland traded quarterback Luke McCown to Tampa Bay for a 2005 sixth-round draft choice (203rd overall).

8/22/2005

Cleveland traded wide receiver Andre Davis to New England for an undisclosed draft choice.

9/4/2005

Cleveland traded offensive lineman Melvin Fowler to Minnesota for offensive lineman Nat Dorsey.

3/20/2006

Cleveland traded safety Chris Crocker to Atlanta for a fourth-round choice in the 2006 NFL draft.

4/29/2006

Cleveland traded a 2006 first-round choice (12th overall) to Baltimore for a 2006 first-round choice (13th overall) and 2006 sixth-round choice (181st overall).

Cleveland traded center Jeff Faine and a 2006 second-round choice (43rd overall) to New Orleans for a 2006 second-round choice (34th overall).

5/4/2006

Cleveland traded quarterback Trent Dilfer to San Francisco for an undisclosed 2007 draft choice and quarterback Ken Dorsey.

8/8/2006

Cleveland traded an undisclosed draft pick to New England for offensive lineman Ross Tucker.

8/22/2006

Cleveland traded wide receiver Carlton Brewster to Green Bay for defensive back Therrian Fontenot.

8/24/2006

Cleveland traded a conditional draft choice to Chicago for offensive lineman Lennie Friedman.

9/2/2006

Cleveland traded an undisclosed 2008 draft choice to Philadelphia for offensive lineman Hank Fraley.

3/9/2007

Cleveland traded running back Reuben Droughns to N.Y. Giants for wide receiver Tim Carter.

4/28/2007

Cleveland traded a 2007 second-round choice (36th overall) and a 2008 first-round choice to Dallas for a 2007 first-round choice (22nd overall).

4/28/2007

Cleveland traded its 2007 third-round (67th overall), fourth-round (103rd overall) and their sixth-round choice (178th overall) to Dallas for a second-round choice (53rd overall) and sixth-round choice (195th overall).

4/29/2007

Cleveland traded a sixth-round choice (195th overall) to Dallas for a sixth-round choice (20th overall) and a seventh-round choice (234th overall).

9/11/2007

Cleveland traded quarterback Charlie Frye to Seattle for a 2008 sixth-round draft choice.

2/29/2008

Cleveland traded a 2008 second-round draft choice to Green Bay for defensive lineman Corey Williams.

3/4/2008

Cleveland traded defensive back Leigh Bodden and a 2008 third-round draft choice to Detroit for defensive lineman Shaun Rogers.

4/27/2008

Cleveland traded a 2008 fourth-round choice (122nd overall) and a 2008

STAFF

PLAYERS

2021 SEASON

HISTORY

RECORDS

GAME DAY

fifth-round choice (155th overall) to Dallas for a 2008 fourth-round choice (104th overall).

4/27/2008

Cleveland traded a 2009 third-round selection to Dallas for a 2008 fourth-round selection (111th overall).

4/27/2008

Cleveland traded a 2009 fifth-round selection to Philadelphia for a 2008 fifth-round selection (191st overall).

8/20/2008

Cleveland traded an undisclosed draft choice to Miami for defensive back Travis Daniels.

2/27/2009

Cleveland traded tight end Kellen Winslow to Tampa Bay for undisclosed draft picks.

4/25/2009

Cleveland traded a 2009 first-round selection (fifth overall) to N.Y. Jets for a 2009 first-round choice (17th overall), second-round choice (52nd overall), and defensive lineman Kenyon Coleman, defensive back Abram Elam and quarterback Brett Ratliff.

Cleveland traded a 2009 first-round choice (17th overall) to Tampa Bay for a 2009 first-round choice (19th overall) and sixth-round choice (191st overall).

Cleveland traded a 2009 first-round choice (19th overall) to Philadelphia for a 2009 first-round choice (21st overall) and sixth-round choice (195th overall).

9/1/2009

Cleveland traded defensive lineman Louis Leonard to Carolina for an undisclosed draft choice.

10/7/2009

Cleveland traded wide receiver Brayton Edwards to N.Y. Jets for wide receiver Chansi Stuckey, linebacker Jason Trusnik and undisclosed draft choices.

3/3/2010

Cleveland traded defensive lineman Corey Williams and a 2010 seventh-round draft choice to Detroit Lions for a 2010 fifth-round pick.

3/10/2010

Cleveland traded an undisclosed 2011 draft choice to Seattle for quarterback Seneca Wallace.

3/14/2010

Cleveland traded quarterback Brady Quinn to Denver for running back Peyton Hillis and a 2011 sixth-round draft choice and a 2012 conditional draft choice.

3/15/2010

Cleveland traded linebacker Kamerion Wimbley to Oakland for a 2010 third-round pick (85th overall).

4/6/2010

Cleveland traded linebacker Alex Hall, a 2010 fourth-round draft choice and a 2010 fifth-round draft choice to Philadelphia for defensive back Sheldon Brown and linebacker Chris Gocong.

4/24/2010

Cleveland traded a 2010 third-round (92nd overall) and two fifth-round selections (134th and 146th overall) to Philadelphia for a 2010 second-round choice (59th).

10/6/2010

Cleveland traded 2012 sixth-round draft choice to Minnesota for defensive lineman Jayme Mitchell.

10/14/2010

Cleveland traded running back Jerome Harrison to Philadelphia for running back Mike Bell.

4/28/2011

Cleveland traded a 2011 first-round (6th overall) selection to Atlanta for a 2011 first (27th overall), second (59th overall) and fourth (124th overall) round choices along with a 2012 first-round and fourth-round picks.

4/28/2011

Cleveland traded a 2011 first (27th overall) and third (70th overall) round choices to Kansas City for a 2011 first-round (21st overall) pick.

4/30/2011

Cleveland traded two 2011 sixth (168th and 170th overall) round choices to Minnesota for a 2011 fifth-round (150th overall) pick.

8/1/2011

Cleveland traded an undisclosed 2012 draft choice to St. Louis for OL John Greco.

4/26/2012

Cleveland traded a 2012 first (fourth overall), fourth (118th overall), fifth (139th

overall) and seventh (211th overall) round choices to Minnesota for a 2012 first-round (third overall) choice.

4/27/2012

Cleveland traded a 2012 third (67th overall) round choice to Denver for a 2012 third (87th overall) and fourth (120th overall) round choices.

8/31/2012

Cleveland traded DB David Sims and a 2013 seventh round choice to Philadelphia for a 2013 sixth-round choice.

4/1/2013

Cleveland traded QB Colt McCoy and a 2013 sixth round choice to San Francisco for a 2013 fifth and seventh-round choices.

4/11/2013

Cleveland traded LB Emmanuel Acho to Philadelphia for RB Dion Lewis.

4/26/2013

Cleveland traded 2013 fourth (104th) and fifth (164th) round choices to Miami for WR Davone Bess and 2013 fourth (111th) and seventh (217th) round choices.

4/27/2013

Cleveland traded a 2013 fourth-round choice (111th overall) to Pittsburgh for a 2014 third-round choice.

4/27/2013

Cleveland traded a 2013 fifth-round choice (139th overall) to Indianapolis for a 2014 fourth round choice.

9/19/2013

Cleveland traded RB Trent Richardson to Indianapolis for 2014 first-round pick.

5/8/2014

Cleveland traded the fourth overall pick to the Bills and received the ninth pick and the Bills' 2015 first- and fourth-round picks.

Cleveland acquired the eighth pick from Minnesota in exchange for the ninth pick and the 145th pick.

Cleveland acquired the 22nd pick from Philadelphia in exchange for the 26th pick and the 83rd pick.

5/9/2014

Cleveland acquired the 94th pick from San Francisco in exchange for the 106th pick and the 180th pick.

5/10/2014

Cleveland traded the 218th pick to the Ravens and received their 2015 sixth-round pick.

5/1/2015

Cleveland acquired the 51st, 116th and 195th picks from Houston in exchange for the 43rd and 229th picks.

5/1/2015

Cleveland acquired the 96th and 219th picks from New England in exchange for the 111th, 147th and 202nd round picks.

5/2/2015

Cleveland acquired the 123rd, 198th and 241st round picks from Arizona in exchange for the 116th pick.

6/8/2015

Cleveland traded an undisclosed draft pick to San Francisco for P Andy Lee.

9/6/2015

Cleveland traded RB Terrance West to Tennessee for a conditional 2016 pick.

9/11/2015

Cleveland traded DL Billy Winn to Indianapolis for a conditional 2017 pick.

4/20/2016

Cleveland traded 2016 first (2nd overall) and a 2017 conditional fourth-round pick to Philadelphia for the Eagles' 2016 first (8th), third (77th) and fourth (100th) round picks and 2017 first and 2018 second round picks.

4/28/2016

Cleveland traded 2016 first (8th overall) and sixth (176th overall) round picks to Tennessee for the Titans' 2016 first (15th overall), third (76th overall) and 2017 second-round picks.

4/29/2016

Cleveland traded third (77th overall) and fifth (141st overall) round picks to Carolina for the Panthers' third (93rd overall), fourth (129th overall) and fifth (168th overall) round picks.

4/30/2016

Cleveland traded fourth (100th overall) round pick to Oakland for the Raiders' fourth (114th overall) and fifth (154th overall) round picks.

8/25/2016

Cleveland traded LB Barkevious Mingo to New England for the Patriots' 2017 fifth-round pick.

4/29/2016

Cleveland traded P Andy Lee and a 2017 7th-round pick to Carolina for P Kasey Redfern and a 2018 fourth-round pick.

9/3/2016

Cleveland traded DB Justin Gilbert to Pittsburgh for the Steelers' 2018 sixth-round pick.

8/31/2016

Cleveland traded conditional draft pick to New England for LB Jamie Collins Sr.

3/9/2017

Cleveland traded 2017 fourth-round pick to Houston for 2018 second round pick, 2017 sixth-round pick and QB Brock Osweiler.

4/27/2017

Cleveland traded 2017 first-round (12th overall) pick to Houston for Texans' 2017 first (25th overall) and 2018 first round picks.

4/27/2017

Cleveland traded 2017 second (33rd overall) and fourth (108th overall) round picks to Green Bay for the Packers' first round (29th overall) pick.

4/29/2017

Cleveland traded two 2017 fifth (145th and 175th) round picks to Denver for the Broncos' fourth (126th) and seventh (252nd) round picks.

4/29/2017

Cleveland 2017 fifth (181st overall) and sixth (188th overall) to New York for the Jets' fifth (160th overall) and seventh (224th overall) round picks.

6/1/2017

Cleveland traded LB Demario Davis to New York Jets for DB Calvin Pryor III.

8/31/2017

Cleveland traded OL Cameron Erving to Kansas City for a 2018 conditional fifth-round pick.

9/2/2017

Cleveland traded 2018 sixth-round pick to Pittsburgh in exchange for WR Sammie Coates and 2019 seventh-round pick.

3/14/2018

Cleveland traded 2018 fourth-round pick and 2019 seventh-round pick to Miami in exchange for WR Jarvis Landry.

3/14/2018

Cleveland traded 2018 third-round pick to Buffalo in exchange for QB Tyrod Taylor.

3/14/2018

Cleveland traded QB DeShone Kizer, 2018 fourth-round pick and 2018 fifth-round pick to Green Bay in exchange for DB Damarious Randall, 2018 fourth-round pick and 2018 fifth-round pick.

3/14/2018

Cleveland traded DL Danny Shelton and 2018 fifth-round pick to New England in exchange for 2019 third-round pick.

3/15/2018

Cleveland traded DB Jason McCourty 2018 seventh-round pick to New England in exchange for 2018 sixth-round pick.

3/28/2018

Cleveland traded QB Cody Kessler to Jacksonville in exchange for 2019 conditional seventh-round pick.

4/6/2018

Cleveland traded QB Kevin Hogan and a 2018 sixth-round draft pick to Washington in exchange for 2018 sixth-round pick.

4/27/2018

Cleveland traded second-round (64th) pick to Indianapolis for Colts' third (67th overall) and sixth (178th) round picks.

4/28/2018

Cleveland traded fourth (114th) and sixth (178th) round picks to New England for Patriots' fourth-round (105th) pick.

5/19/2018

Cleveland traded DB Jamar Taylor to Arizona for Cardinals 2020 sixth-round pick.

8/6/2018

Cleveland traded WR Corey Coleman to Buffalo for Bills 2020 seventh-round pick.

8/31/2018

Cleveland traded OL Shon Coleman to San Francisco for 49ers 2019 seventh-round pick.

9/1/2018

Cleveland traded 2019 seventh-round pick to New Orleans for DL Devere Lawrence.

9/17/2018

Cleveland traded WR Josh Gordon and a conditional 2019 seventh-round pick to New England for Patriots' 2019 fifth-round pick.

10/19/2018

Cleveland traded RB Carlos Hyde to Jacksonville for Jaguars 2019 fifth-round pick.

3/14/2019

Cleveland traded DB Jabrill Peppers, OL Kevin Zeitler, 2019 first-round pick and 2019 third-round pick to New York Giants for WR Odell Beckham Jr. and DL Olivier Vernon.

4/1/2019

Cleveland traded DL Emmanuel Ogbah to Kansas City for DB Eric Murray.

4/26/2019

Cleveland traded 2019 second (49) and fifth round (144) picks to Indianapolis Colts for 2019 second (46) round pick.

8/8/2019

Cleveland traded RB Duke Johnson Jr. to Houston for undisclosed 2020 draft pick.

8/15/2019

Cleveland traded C Austin Corbett to the Los Angeles Rams in exchange for an undisclosed 2021 draft pick.

8/28/2019

Cleveland traded DE Genard Avery to Philadelphia in exchange for an undisclosed 2021 draft pick.

8/29/2019

Cleveland traded 2020 fifth and sixth-round picks to Buffalo for G Wyatt Teller and 2021 seventh-round pick.

8/30/2019

Cleveland traded 2022 undisclosed pick to Detroit for QB David Blough and 2022 undisclosed pick.

8/31/2019

Cleveland traded 2020 undisclosed draft pick to Tennessee for WR Taywan Taylor.

8/31/2019

Cleveland traded 2020 undisclosed pick to Green Bay for G Justin McCray and 2020 undisclosed pick.

3/20/2020

Cleveland traded 2021 seventh-round pick to Denver in exchange for FB Andy Janovich.

4/24/2020

Cleveland traded 2020 second-round pick to Indianapolis for 2020 second and fifth round picks.

4/24/2020

Cleveland traded 2020 third and seventh-round picks to New Orleans for 2020 third and 2021 third-round pick.

9/3/2020

Cleveland traded 2021 fifth-round pick to Jacksonville for S Ronnie Harrison Jr.

4/30/2021

Cleveland traded second-round (59th) pick to Carolina for Panthers' second-round (52nd) and fourth-round (113th) pick.

5/1/2021

Cleveland traded fourth-round (113th) and seventh-round (257th) to Detroit for Lions' fifth-round (153rd) and a 2022 fourth-round pick.

3/16/2022

Cleveland traded 2022 fifth-round and sixth-round picks to Dallas for WR Amari Cooper and 2022 sixth-round pick.

3/16/2022

Cleveland traded LB Mack Wilson to New England for DC Chace Winovich.

3/20/2022

Cleveland traded 2022 first-round, 2022 fourth-round, 2023 first-round, 2023 third-round, 2024 first-round and fourth-round pick to Houston for QB Deshaun Watson and 2024 sixth-round pick.

3/20/2022

Cleveland traded QB Case Keenum to Buffalo for a 2022 seventh-round pick.

4/29/2022

Traded 2022 second round pick to Houston for 2022 third-round and two fourth-round picks.

4/30/2022

Traded 2022 fourth-round (118th) to Minnesota for 2022 fifth-round (156th) pick and a 2023 fourth-round pick.

4/30/2022

Traded CB Troy Hill to the L.A. Rams for a 2023 fifth-round pick.

BROWNS VS. NFL TEAMS

*Indicates playoff game

RESULTS VS. ARIZONA CARDINALS

Chicago Cardinals	10/15/1950	W	34-24
at Chicago Cardinals	11/5/1950	W	10-7
at Chicago Cardinals	11/4/1951	W	34-17
Chicago Cardinals	12/2/1951	W	49-28
Chicago Cardinals	11/9/1952	W	28-13
at Chicago Cardinals	12/7/1952	W	10-0
at Chicago Cardinals	10/4/1953	W	27-7
Chicago Cardinals	11/29/1953	W	27-16
Chicago Cardinals	10/10/1954	W	31-7
at Chicago Cardinals	10/24/1954	W	35-3
at Chicago Cardinals	10/30/1955	W	26-20
Chicago Cardinals	12/11/1955	W	35-24
at Chicago Cardinals	9/30/1956	L	7-9
Chicago Cardinals	12/16/1956	L	7-24
at Chicago Cardinals	10/27/1957	W	17-7
Chicago Cardinals	12/1/1957	W	31-0
Chicago Cardinals	10/12/1958	W	35-28
at Chicago Cardinals	10/26/1958	W	38-24
at Chicago Cardinals	10/4/1959	W	34-7
Chicago Cardinals	10/18/1959	W	17-7
St. Louis Cardinals	11/13/1960	W	28-27
at St. Louis Cardinals	11/27/1960	T	17-17
St. Louis Cardinals	9/24/1961	W	20-17
at St. Louis Cardinals	10/29/1961	W	21-10
at St. Louis Cardinals	10/21/1962	W	34-7
St. Louis Cardinals	11/18/1962	W	38-14
St. Louis Cardinals	11/17/1963	L	14-20
at St. Louis Cardinals	12/1/1963	W	24-10
St. Louis Cardinals	9/20/1964	T	33-33
at St. Louis Cardinals	12/6/1964	L	19-28
St. Louis Cardinals	9/26/1965	L	13-49
at St. Louis Cardinals	12/19/1965	W	27-24
St. Louis Cardinals	9/25/1966	L	28-34
at St. Louis Cardinals	12/17/1966	W	38-10
St. Louis Cardinals	10/15/1967	W	20-16
at St. Louis Cardinals	12/10/1967	W	20-16
St. Louis Cardinals	10/13/1968	L	21-27
at St. Louis Cardinals	12/14/1968	L	16-27
St. Louis Cardinals	10/26/1969	T	21-21
at St. Louis Cardinals	12/14/1969	W	27-21
at St. Louis Cardinals	9/29/1974	L	7-29
at St. Louis Cardinals	10/28/1979	W	38-20
St. Louis Cardinals	9/8/1985	L	24-27 OT
at Phoenix Cardinals	10/23/1988	W	29-21
Arizona Cardinals	9/18/1994	W	32-0
at Arizona Cardinals	10/8/2000	L	21-29
Arizona Cardinals	11/16/2003	W	44-6
at Arizona Cardinals	12/2/2007	L	21-27
at Arizona Cardinals	12/18/2011	L	17-20 OT
Arizona Cardinals	11/1/2015	L	20-34
at Arizona Cardinals	12/15/2019	L	24-38
Arizona Cardinals	10/17/2021	L	14-37
Regular Season Totals	33-16-3	.663	
Home	15-8-2	.640	
Away	18-8-1	.685	

RESULTS VS. ATLANTA FALCONS

at Atlanta Falcons	10/30/1966	W	49-17
Atlanta Falcons	10/27/1968	W	30-7
Atlanta Falcons	10/31/1971	L	14-31
at Atlanta Falcons	10/17/1976	W	20-17
at Atlanta Falcons	9/17/1978	W	24-16
Atlanta Falcons	9/27/1981	W	28-17
at Atlanta Falcons	11/18/1984	W	23-7
Atlanta Falcons	11/8/1987	W	38-3
Atlanta Falcons	12/16/1990	W	13-10
at Atlanta Falcons	11/28/1993	L	14-17
Atlanta Falcons	12/29/2002	W	24-16
at Atlanta Falcons	11/12/2006	W	17-13
Atlanta Falcons	10/10/2010	L	10-20
at Atlanta Falcons	11/23/2014	W	26-24
Atlanta Falcons	11/10/2018	W	28-16
Regular Season Totals	12-3-0	.800	
Home	6-2-0	.750	
Away	6-1-0	.857	

RESULTS VS. BALTIMORE RAVENS

at Baltimore Ravens	9/26/1999	L	10-17
Baltimore Ravens	11/7/1999	L	9-41
Baltimore Ravens	10/1/2000	L	0-12

at Baltimore Ravens	11/26/2000	L	7-44
Baltimore Ravens	10/21/2001	W	24-14
at Baltimore Ravens	11/18/2001	W	27-17
Baltimore Ravens	10/6/2002	L	21-26
at Baltimore Ravens	12/22/2002	W	14-13
at Baltimore Ravens	9/14/2003	L	13-33
Baltimore Ravens	12/21/2003	L	0-35
Baltimore Ravens	9/12/2004	W	20-3
at Baltimore Ravens	11/7/2004	L	13-27
at Baltimore Ravens	10/16/2005	L	3-16
Baltimore Ravens	11/1/2006	W	20-16
Baltimore Ravens	9/24/2006	L	14-15
at Baltimore Ravens	12/17/2006	L	17-27
Baltimore Ravens	9/30/2007	W	27-13
at Baltimore Ravens	11/18/2007	W	33-30 OT
at Baltimore Ravens	9/21/2008	L	10-28
Baltimore Ravens	11/2/2008	L	27-37
at Baltimore Ravens	9/27/2009	L	3-34
Baltimore Ravens	11/16/2009	L	0-16
at Baltimore Ravens	9/26/2010	L	17-24
Baltimore Ravens	12/26/2010	L	10-20
Baltimore Ravens	12/4/2011	L	10-24
at Baltimore Ravens	12/24/2011	L	14-20
at Baltimore Ravens	9/27/2012	L	16-23
Baltimore Ravens	11/4/2012	L	15-25
at Baltimore Ravens	9/15/2013	L	6-14
Baltimore Ravens	11/3/2013	W	24-18
Baltimore Ravens	9/21/2014	L	21-23
at Baltimore Ravens	12/28/2014	L	10-20
at Baltimore Ravens	10/11/2015	W	33-30 OT
Baltimore Ravens	11/30/2015	L	27-33
Baltimore Ravens	9/18/2016	L	20-25
at Baltimore Ravens	11/10/2016	L	7-28
at Baltimore Ravens	9/17/2017	L	10-24
Baltimore Ravens	12/17/2017	L	10-27
Baltimore Ravens	10/7/2018	W	12-9 OT
at Baltimore Ravens	12/30/2018	L	24-26
at Baltimore Ravens	9/29/2019	W	40-25
Baltimore Ravens	12/22/2019	L	31-15
at Baltimore Ravens	9/13/2020	L	6-38
Baltimore Ravens	12/14/2020	L	42-47
at Baltimore Ravens	11/28/2021	L	10-16
Baltimore Ravens	12/12/2021	W	24-22
Regular Season Totals	12-34-0	.260	
Home	7-16-0	.304	
Away	5-18-0	.217	

RESULTS VS. BUFFALO BILLS

Buffalo Bills	11/26/1972	W	27-10
Buffalo Bills	11/24/1974	L	10-15
at Buffalo Bills	10/23/1977	W	27-16
Buffalo Bills	10/29/1978	W	41-20
at Buffalo Bills	11/1/1981	L	13-22
at Buffalo Bills	11/4/1984	W	13-10
Buffalo Bills	11/17/1985	W	17-7
at Buffalo Bills	12/7/1986	W	21-17
Buffalo Bills	11/15/1987	W	27-21
*Buffalo Bills	1/6/1990	W	34-30
Buffalo Bills	11/4/1990	L	0-42
Buffalo Bills	10/2/1995	L	19-22
at Buffalo Bills	12/12/2004	L	7-37
Buffalo Bills	12/16/2007	W	8-0
at Buffalo Bills	11/17/2008	W	29-27
at Buffalo Bills	10/11/2009	W	6-3
at Buffalo Bills	12/12/2010	L	6-13
Buffalo Bills	9/23/2012	L	14-24
Buffalo Bills	10/3/2013	W	37-24
at Buffalo Bills	11/30/2014	L	10-26
at Buffalo Bills	12/18/2016	L	13-33
Buffalo Bills	11/10/2019	W	19-16
Regular Season Totals	12-9-0	.571	
Home	7-4-0	.636	
Away	5-5-0	.500	
Playoffs	1-0-0	1.000	

RESULTS VS. CAROLINA PANTHERS

Carolina Panthers	11/21/1999	L	17-31
Carolina Panthers	12/1/2002	L	6-13
at Carolina Panthers	10/8/2006	L	12-20
Carolina Panthers	11/28/2010	W	24-23
at Carolina Panthers	12/21/2014	L	13-17
Carolina Panthers	12/9/2018	W	26-20

STAFF PLAYERS 2021 SEASON HISTORY RECORDS GAME DAY

Regular Season Totals	2-4-0	.333
Home	2-2-0	.500
Away	0-2-0	.000

RESULTS VS. CHICAGO BEARS

Chicago Bears	11/25/1951	W	42-21
at Chicago Bears	11/14/1954	W	39-10
Chicago Bears	12/11/1960	W	42-0
at Chicago Bears	12/10/1961	L	14-17
Chicago Bears	10/22/1967	W	24-0
at Chicago Bears	11/30/1969	W	28-24
Chicago Bears	10/15/1972	L	0-17
Chicago Bears	11/3/1980	W	27-21
at Chicago Bears	9/7/1986	L	31-41
Chicago Bears	10/23/1989	W	27-7
Chicago Bears	11/29/1992	W	27-14
at Chicago Bears	11/4/2001	L	21-27 OT
Chicago Bears	10/9/2005	W	20-10
at Chicago Bears	11/1/2009	L	6-30
Chicago Bears	12/15/2013	L	31-38
at Chicago Bears	12/24/2017	L	3-20
Chicago Bears	9/19/2021	W	26-6
Regular Season Totals	10-7-0	.588	
Home	8-2-0	.800	
Away	2-5-0	.286	

RESULTS VS. CINCINNATI BENGALS

Cincinnati Bengals	10/11/1970	W	30-27
at Cincinnati Bengals	11/15/1970	L	10-14
at Cincinnati Bengals	10/17/1971	W	27-24
Cincinnati Bengals	12/5/1971	W	31-27
Cincinnati Bengals	10/1/1972	W	27-6
at Cincinnati Bengals	12/9/1972	W	27-24
Cincinnati Bengals	10/7/1973	W	17-10
at Cincinnati Bengals	12/9/1973	L	17-34
at Cincinnati Bengals	9/15/1974	L	7-33
Cincinnati Bengals	10/13/1974	L	24-34
at Cincinnati Bengals	9/21/1975	L	17-24
Cincinnati Bengals	11/23/1975	W	35-23
Cincinnati Bengals	10/3/1976	L	24-45
at Cincinnati Bengals	10/31/1976	L	6-21
at Cincinnati Bengals	9/18/1977	W	13-3
Cincinnati Bengals	11/6/1977	L	7-10
Cincinnati Bengals	9/10/1978	W	13-10 OT
at Cincinnati Bengals	12/17/1978	L	16-48
Cincinnati Bengals	10/21/1979	W	28-27
at Cincinnati Bengals	12/16/1979	L	12-16
Cincinnati Bengals	11/23/1980	W	31-7
at Cincinnati Bengals	12/21/1980	W	27-24
at Cincinnati Bengals	9/20/1981	W	20-17
Cincinnati Bengals	11/29/1981	L	21-41
at Cincinnati Bengals	12/12/1982	L	10-23
Cincinnati Bengals	9/15/1983	W	17-7
at Cincinnati Bengals	10/23/1983	L	21-28
at Cincinnati Bengals	10/21/1984	L	9-12
Cincinnati Bengals	12/2/1984	L	17-20 OT
at Cincinnati Bengals	11/10/1985	L	10-27
Cincinnati Bengals	11/24/1985	W	24-6
Cincinnati Bengals	9/18/1986	L	13-30
at Cincinnati Bengals	12/14/1986	W	34-3
at Cincinnati Bengals	10/18/1987	W	34-0
Cincinnati Bengals	12/13/1987	W	38-24
at Cincinnati Bengals	9/25/1988	L	17-24
Cincinnati Bengals	10/30/1988	W	23-16
at Cincinnati Bengals	9/25/1989	L	14-21
Cincinnati Bengals	12/3/1989	L	0-21
Cincinnati Bengals	10/22/1990	L	13-34
at Cincinnati Bengals	12/30/1990	L	14-21
Cincinnati Bengals	9/15/1991	W	14-13
at Cincinnati Bengals	11/3/1991	L	21-23
at Cincinnati Bengals	11/1/1992	L	10-30
Cincinnati Bengals	12/6/1992	W	37-21
Cincinnati Bengals	9/5/1993	W	27-14
at Cincinnati Bengals	10/17/1993	W	28-17
at Cincinnati Bengals	9/4/1994	W	28-20
Cincinnati Bengals	10/23/1994	W	37-13
at Cincinnati Bengals	10/29/1995	W	29-26 OT
Cincinnati Bengals	12/17/1995	W	26-10
Cincinnati Bengals	10/10/1999	L	17-18
at Cincinnati Bengals	12/12/1999	L	28-44
at Cincinnati Bengals	9/10/2000	W	24-7
Cincinnati Bengals	10/29/2000	L	3-12
at Cincinnati Bengals	10/14/2001	L	14-24
Cincinnati Bengals	11/25/2001	W	18-0

Cincinnati Bengals	9/15/2002	W	20-7
at Cincinnati Bengals	11/17/2002	W	27-20
Cincinnati Bengals	9/28/2003	L	14-21
at Cincinnati Bengals	12/28/2003	W	22-14
Cincinnati Bengals	10/17/2004	W	34-17
at Cincinnati Bengals	11/28/2004	L	48-58
Cincinnati Bengals	9/11/2005	L	13-27
at Cincinnati Bengals	12/11/2005	L	20-23
at Cincinnati Bengals	9/17/2006	L	17-34
Cincinnati Bengals	11/26/2006	L	0-30
Cincinnati Bengals	9/16/2007	W	51-45
at Cincinnati Bengals	12/23/2007	L	14-19
at Cincinnati Bengals	9/28/2008	W	20-12
Cincinnati Bengals	12/21/2008	L	0-14
Cincinnati Bengals	10/4/2009	L	20-23 OT
at Cincinnati Bengals	11/29/2009	L	7-16
Cincinnati Bengals	10/3/2010	W	23-20
at Cincinnati Bengals	12/19/2010	L	17-19
Cincinnati Bengals	9/11/2011	L	17-27
at Cincinnati Bengals	11/27/2011	L	20-23
at Cincinnati Bengals	9/16/2012	L	27-34
Cincinnati Bengals	10/14/2012	W	34-24
Cincinnati Bengals	9/29/2013	W	17-6
at Cincinnati Bengals	11/17/2013	L	20-41
at Cincinnati Bengals	11/6/2014	W	24-3
Cincinnati Bengals	12/14/2014	L	0-30
at Cincinnati Bengals	11/5/2015	L	10-31
Cincinnati Bengals	12/6/2015	L	3-37
at Cincinnati Bengals	10/23/2016	L	17-31
Cincinnati Bengals	12/11/2016	L	10-23
Cincinnati Bengals	10/1/2017	L	7-31
at Cincinnati Bengals	11/26/2017	L	16-30
at Cincinnati Bengals	11/25/2018	W	35-20
Cincinnati Bengals	12/23/2018	W	26-18
Cincinnati Bengals	12/8/2019	W	27-19
at Cincinnati Bengals	12/29/2019	L	33-23
Cincinnati Bengals	9/17/2020	W	35-30
at Cincinnati Bengals	10/25/2020	W	37-34
at Cincinnati Bengals	11/7/2021	W	41-16
Cincinnati Bengals	1/9/2022	W	21-16
Regular Season Totals	46-51-0	.474	
Home	28-20-0	.583	
Away	18-31-0	.367	

RESULTS VS. DALLAS COWBOYS

at Dallas Cowboys	10/16/1960	W	48-7
Dallas Cowboys	10/1/1961	W	25-7
at Dallas Cowboys	12/3/1961	W	38-17
Dallas Cowboys	10/7/1962	W	19-10
at Dallas Cowboys	12/2/1962	L	21-45
at Dallas Cowboys	9/22/1963	W	41-24
Dallas Cowboys	11/24/1963	W	27-17
Dallas Cowboys	10/4/1964	W	27-6
at Dallas Cowboys	10/18/1964	W	20-16
Dallas Cowboys	10/17/1965	W	23-17
at Dallas Cowboys	11/21/1965	W	24-17
Dallas Cowboys	10/23/1966	W	30-21
at Dallas Cowboys	11/24/1966	L	14-26
Dallas Cowboys	9/17/1967	L	14-21
*at Dallas Cowboys	12/24/1967	L	14-52
at Dallas Cowboys	9/22/1968	L	7-28
*Dallas Cowboys	12/21/1968	W	31-20
Dallas Cowboys	11/2/1969	W	42-10
*at Dallas Cowboys	12/28/1969	W	38-14
at Dallas Cowboys	12/12/1970	L	2-6
at Dallas Cowboys	12/7/1974	L	17-41
Dallas Cowboys	9/24/1979	W	26-7
at Dallas Cowboys	11/25/1982	L	14-31
at Dallas Cowboys	9/22/1985	L	7-20
Dallas Cowboys	12/4/1988	W	24-21
Dallas Cowboys	9/1/1991	L	14-26
at Dallas Cowboys	12/10/1994	W	19-14
at Dallas Cowboys	9/19/2004	L	12-19
Dallas Cowboys	9/7/2008	L	10-28
at Dallas Cowboys	11/18/2012	L	20-23 OT
Dallas Cowboys	11/6/2016	L	10-35
at Dallas Cowboys	10/4/2020	W	49-38
Regular Season Totals	16-13-0	.551	
Home	9-5-0	.643	
Away	7-8-0	.466	
Playoffs	2-1-0	.667	

RESULTS VS. DENVER BRONCOS

at Denver Broncos	12/20/1970	W	27-13
-------------------	------------	---	-------

Denver Broncos	10/24/1971	L	0-27
at Denver Broncos	10/29/1972	W	27-20
Denver Broncos	10/27/1974	W	23-21
at Denver Broncos	10/19/1975	L	15-16
at Denver Broncos	9/26/1976	L	13-44
Denver Broncos	11/12/1978	L	7-19
Denver Broncos	10/5/1980	L	16-19
at Denver Broncos	11/8/1981	L	20-23 OT
at Denver Broncos	12/4/1983	L	6-27
Denver Broncos	9/16/1984	L	14-24
*Denver Broncos	1/11/1987	L	20-23 OT
*at Denver Broncos	1/17/1988	L	33-38
at Denver Broncos	11/13/1988	L	7-30
Denver Broncos	10/1/1989	W	16-13
*at Denver Broncos	1/14/1990	L	21-37
at Denver Broncos	10/8/1990	W	30-29
Denver Broncos	12/8/1991	L	7-17
Denver Broncos	9/27/1992	L	0-12
Denver Broncos	11/7/1993	L	14-29
at Denver Broncos	10/30/1994	L	14-26
at Denver Broncos	10/15/2000	L	10-44
at Denver Broncos	12/14/2003	L	20-23 OT
Denver Broncos	10/22/2006	L	7-17
Denver Broncos	11/6/2008	L	30-34
at Denver Broncos	9/13/2009	L	6-27
at Denver Broncos	12/23/2012	L	12-34
Denver Broncos	10/18/2015	L	23-26 OT
at Denver Broncos	12/15/2018	W	17-16
at Denver Broncos	11/3/2019	L	19-24
Denver Broncos	10/21/2021	W	17-14
Regular Season Totals	7-21-0		.250
Home	3-10-0		.231
Away	4-11-0		.267
Playoffs	0-3-0		.000

RESULTS VS. DETROIT LIONS

at Detroit Lions	11/2/1952	L	6-17
*Detroit Lions	12/18/1952	L	7-17
*at Detroit Lions	12/17/1953	L	16-17
Detroit Lions	12/19/1954	L	10-14
*Detroit Lions	12/26/1954	W	56-10
at Detroit Lions	12/8/1957	L	7-20
*at Detroit Lions	12/29/1957	L	14-59
Detroit Lions	11/9/1958	L	10-30
at Detroit Lions	12/8/1963	L	10-38
Detroit Lions	11/15/1964	W	37-21
at Detroit Lions	9/24/1967	L	14-31
Detroit Lions	10/5/1969	L	21-28
Detroit Lions	10/18/1970	L	24-41
at Detroit Lions	11/9/1975	L	10-21
at Detroit Lions	9/11/1983	W	31-26
Detroit Lions	9/28/1986	W	24-21
at Detroit Lions	11/23/1989	L	10-13
at Detroit Lions	12/13/1992	L	14-24
at Detroit Lions	10/8/1995	L	20-38
Detroit Lions	9/23/2001	W	24-14
Detroit Lions	10/23/2005	L	10-13
at Detroit Lions	11/22/2009	L	37-38
Detroit Lions	10/13/2013	L	17-31
at Detroit Lions	11/12/2017	L	24-38
Detroit Lions	11/21/2021	W	13-10
Regular Season Totals	5-16-0		.238
Home	4-6-0		.400
Away	1-10-0		.091
Playoffs	1-3-0		.250

RESULTS VS. GREEN BAY PACKERS

at Green Bay Packers	9/27/1953	W	27-0
Green Bay Packers	10/23/1955	W	41-10
at Green Bay Packers	11/4/1956	W	24-7
Green Bay Packers	10/15/1961	L	17-49
at Green Bay Packers	11/22/1964	L	21-28
*at Green Bay Packers	1/2/1966	L	12-23
Green Bay Packers	9/18/1966	L	20-21
at Green Bay Packers	11/12/1967	L	7-55
Green Bay Packers	12/7/1969	W	20-7
Green Bay Packers	9/17/1972	L	10-26
Green Bay Packers	10/19/1980	W	26-21
at Green Bay Packers	11/6/1983	L	21-35
Green Bay Packers	10/19/1986	L	14-17
Green Bay Packers	10/18/1992	W	17-6
Green Bay Packers	11/19/1995	L	20-31
at Green Bay Packers	12/23/2001	L	7-30
at Green Bay Packers	9/18/2005	W	26-24
Green Bay Packers	10/25/2009	L	3-31

at Green Bay Packers	10/20/2013	L	13-31
Green Bay Packers	12/10/2017	L	21-27 OT
at Green Bay Packers	12/25/2021	L	22-24
Regular Season Totals	7-14-0		.333
Home	4-7-0		.363
Away	3-6-0		.333
Playoffs	0-1-0		.000

RESULTS VS. HOUSTON TEXANS

Houston Texans	10/20/2002	W	34-17
at Houston Texans	1/2/2005	W	22-14
at Houston Texans	10/30/2005	L	16-19
at Houston Texans	12/31/2006	L	6-14
Houston Texans	11/25/2007	W	27-17
Houston Texans	11/23/2008	L	6-16
at Houston Texans	11/6/2011	L	12-30
Houston Texans	11/16/2014	L	7-23
at Houston Texans	10/15/2017	L	17-33
at Houston Texans	12/2/2018	L	13-29
Houston Texans	11/15/2020	W	10-7
Houston Texans	9/19/2021	W	31-21
Regular Season Totals	5-7-0		.416
Home	4-2-0		.666
Away	1-5-0		.167

RESULTS VS. INDIANAPOLIS COLTS

at Baltimore Colts	9/24/1950	W	31-0
Baltimore Colts	11/11/1956	L	7-21
at Baltimore Colts	11/1/1959	W	38-31
Baltimore Colts	10/14/1962	L	14-36
*Baltimore Colts	12/27/1964	W	27-0
at Baltimore Colts	10/20/1968	W	30-20
*Baltimore Colts	12/29/1968	L	0-34
at Baltimore Colts	9/26/1971	W	14-13
*Baltimore Colts	12/26/1971	L	3-20
Baltimore Colts	9/16/1973	W	24-14
at Baltimore Colts	11/2/1975	L	7-21
at Baltimore Colts	11/19/1978	W	45-24
Baltimore Colts	9/16/1979	W	13-10
at Baltimore Colts	11/9/1980	W	28-27
Baltimore Colts	10/25/1981	W	42-28
Baltimore Colts	11/27/1983	W	41-23
at Indianapolis Colts	11/2/1986	W	24-9
Indianapolis Colts	12/6/1987	L	7-9
*Indianapolis Colts	1/9/1988	W	38-21
Indianapolis Colts	9/19/1988	W	23-17
at Indianapolis Colts	12/10/1989	L	17-23 OT
at Indianapolis Colts	12/1/1991	W	31-0
at Indianapolis Colts	9/6/1992	L	3-14
at Indianapolis Colts	9/26/1993	L	10-23
at Indianapolis Colts	9/25/1994	W	21-14
Indianapolis Colts	12/26/1999	L	28-29
Indianapolis Colts	12/15/2002	L	23-28
Indianapolis Colts	9/7/2003	L	6-9
at Indianapolis Colts	9/25/2005	L	6-13
Indianapolis Colts	11/30/2008	L	10-10
at Indianapolis Colts	9/18/2011	W	27-19
at Indianapolis Colts	10/21/2012	L	13-17
Indianapolis Colts	12/7/2014	L	24-25
at Indianapolis Colts	9/24/2017	L	28-31
Indianapolis Colts	10/11/2020	W	32-23
Regular Season Totals	16-15-0		.516
Home	6-8-0		.428
Away	10-7-0		.588
Playoffs	2-2-0		.500

RESULTS VS. JACKSONVILLE JAGUARS

Jacksonville Jaguars	10/22/1995	L	15-23
at Jacksonville Jaguars	12/24/1995	L	21-24
at Jacksonville Jaguars	10/17/1999	L	7-24
Jacksonville Jaguars	12/19/1999	L	14-24
Jacksonville Jaguars	9/3/2000	L	7-27
at Jacksonville Jaguars	12/3/2000	L	0-48
at Jacksonville Jaguars	9/30/2001	W	23-14
Jacksonville Jaguars	12/16/2001	L	10-15
at Jacksonville Jaguars	12/8/2002	W	21-20
Jacksonville Jaguars	12/4/2005	L	14-20
at Jacksonville Jaguars	10/26/2008	W	23-17
Jacksonville Jaguars	1/3/2010	W	23-17
at Jacksonville Jaguars	11/21/2010	L	20-24

STAFF

PLAYERS

2021 SEASON

HISTORY

RECORDS

GAME DAY

Jacksonville Jaguars	11/20/2011	W	20-14
Jacksonville Jaguars	12/1/2013	L	28-32
at Jacksonville Jaguars	10/19/2014	L	6-24
Jacksonville Jaguars	11/19/2017	L	7-19
at Jacksonville Jaguars	11/29/2020	W	27-25
Regular Season Totals	6-12-0	.333	
Home	2-7-0	.222	
Away	4-5-0	.444	

RESULTS VS. KANSAS CITY CHIEFS

at Kansas City Chiefs	11/14/1971	L	7-13
Kansas City Chiefs	10/8/1972	L	7-31
at Kansas City Chiefs	12/2/1973	T	20-20
Kansas City Chiefs	12/14/1975	W	40-14
at Kansas City Chiefs	12/12/1976	L	14-39
Kansas City Chiefs	10/30/1977	W	44-7
at Kansas City Chiefs	10/22/1978	L	3-17
at Kansas City Chiefs	9/9/1979	W	27-24
Kansas City Chiefs	9/21/1980	W	20-13
at Kansas City Chiefs	9/30/1984	L	6-10
Kansas City Chiefs	10/12/1986	W	20-7
at Kansas City Chiefs	9/4/1988	W	6-3
Kansas City Chiefs	11/19/1989	T	10-10 OT
at Kansas City Chiefs	9/30/1990	L	0-34
Kansas City Chiefs	11/24/1991	W	20-15
at Kansas City Chiefs	11/20/1994	L	13-20
Kansas City Chiefs	9/24/1995	W	35-17
Kansas City Chiefs	9/8/2002	L	39-40
at Kansas City Chiefs	11/9/2003	L	20-41
Kansas City Chiefs	12/3/2006	W	31-28 OT
at Kansas City Chiefs	12/20/2009	W	41-34
Kansas City Chiefs	9/19/2010	L	14-16
Kansas City Chiefs	12/9/2012	W	30-7
at Kansas City Chiefs	10/27/2013	L	17-23
at Kansas City Chiefs	12/27/2015	L	13-17
Kansas City Chiefs	11/4/2018	L	21-37
^at Kansas City Chiefs	1/17/2021	L	17-22
at Kansas City Chiefs	9/12/2021	L	29-33
Regular Season Totals	11-14-2	.444	
Home	8-4-1	.653	
Away	3-10-1	.250	
Playoffs	0-1-0	.000	

RESULTS VS. LAS VEGAS RAIDERS

at Oakland Raiders	11/8/1970	L	20-23
Oakland Raiders	10/4/1971	L	20-34
at Oakland Raiders	11/18/1973	W	7-3
Oakland Raiders	10/6/1974	L	24-40
at Oakland Raiders	11/16/1975	L	17-38
Oakland Raiders	10/9/1977	L	10-26
at Oakland Raiders	12/9/1979	L	14-19
^Oakland Raiders	1/4/1981	L	12-14
^at Los Angeles Raiders	1/8/1983	L	10-27
Los Angeles Raiders	10/20/1985	L	20-21
at Los Angeles Raiders	11/16/1986	L	14-27
at Los Angeles Raiders	12/20/1987	W	24-17
at Los Angeles Raiders	9/20/1992	W	28-16
at Los Angeles Raiders	9/19/1993	W	19-16
at Oakland Raiders	9/24/2000	L	10-36
Oakland Raiders	10/12/2003	W	13-7
at Oakland Raiders	12/18/2005	W	9-7
at Oakland Raiders	10/1/2006	W	24-21
at Oakland Raiders	9/23/2007	L	24-26
Oakland Raiders	12/27/2009	W	23-9
at Oakland Raiders	10/16/2011	L	17-24
at Oakland Raiders	12/2/2012	W	20-17
Oakland Raiders	10/26/2014	W	23-13
Oakland Raiders	9/27/2015	L	20-27
at Oakland Raiders	9/30/2018	L	42-45 OT
Las Vegas Raiders	11/1/2020	L	6-16
Las Vegas Raiders	12/20/2021	L	14-16
Regular Season Totals	10-15-0	.400	
Home	3-7-0	.300	
Away	7-8-0	.467	
Playoffs	0-2-0	.000	

RESULTS VS. LOS ANGELES CHARGERS

San Diego Chargers	11/1/1970	L	10-27
at San Diego Chargers	11/13/1972	W	21-17
San Diego Chargers	10/28/1973	T	16-16
at San Diego Chargers	11/3/1974	L	35-36
San Diego Chargers	10/24/1976	W	21-17
at San Diego Chargers	12/4/1977	L	14-37

San Diego Chargers	9/7/1981	L	14-44
San Diego Chargers	12/5/1982	L	13-30
at San Diego Chargers	9/25/1983	W	30-24 OT
at San Diego Chargers	9/29/1985	W	21-7
San Diego Chargers	12/21/1986	W	47-17
at San Diego Chargers	11/1/1987	L	24-27 OT
San Diego Chargers	9/23/1990	L	14-24
at San Diego Chargers	10/20/1991	W	30-24 OT
San Diego Chargers	11/15/1992	L	13-14
at San Diego Chargers	12/3/1995	L	13-31
at San Diego Chargers	12/5/1999	L	10-23
San Diego Chargers	10/7/2001	W	20-16
San Diego Chargers	10/19/2003	L	20-26
San Diego Chargers	12/19/2004	L	0-21
at San Diego Chargers	11/5/2006	L	25-32
San Diego Chargers	12/6/2009	L	23-30
San Diego Chargers	10/28/2012	W	7-6
at San Diego Chargers	10/4/2015	L	27-30
San Diego Chargers	12/24/2016	W	20-17
at Los Angeles Chargers	12/3/2017	L	10-19
Los Angeles Chargers	10/14/2018	L	14-38
at Los Angeles Chargers	10/10/2021	L	42-47
Regular Season Totals	9-18-1	.339	
Home	5-9-1	.367	
Away	4-9-0	.307	

RESULTS VS. LOS ANGELES RAMS

^Los Angeles Rams	12/24/1950	W	30-28
at Los Angeles Rams	10/7/1951	W	38-23
^at Los Angeles Rams	12/23/1951	L	17-24
Los Angeles Rams	9/28/1952	W	37-7
^at Los Angeles Rams	12/26/1955	W	38-14
Los Angeles Rams	11/24/1957	W	45-31
at Los Angeles Rams	9/28/1958	W	30-27
Los Angeles Rams	9/29/1963	W	20-6
at Los Angeles Rams	12/12/1965	L	7-42
Los Angeles Rams	9/29/1968	L	6-24
at Los Angeles Rams	12/16/1973	L	17-30
Los Angeles Rams	11/27/1977	L	0-9
Los Angeles Rams	11/26/1978	W	30-19
at Los Angeles Rams	10/4/1981	L	16-27
at Los Angeles Rams	9/9/1984	L	17-20
Los Angeles Rams	10/26/1987	W	30-17
Los Angeles Rams	12/2/1990	L	23-38
at Los Angeles Rams	12/26/1993	W	42-14
at St. Louis Rams	10/24/1999	L	3-34
St. Louis Rams	12/8/2003	L	20-26
at St. Louis Rams	10/28/2007	W	27-20
St. Louis Rams	11/13/2011	L	12-13
at St. Louis Rams	10/25/2015	L	6-24
Los Angeles Rams	9/22/2019	L	20-13
Regular Season Totals	9-12-0	.429	
Home	5-6-0	.455	
Away	4-6-0	.400	
Playoffs	2-1-0	.667	

RESULTS VS. MIAMI DOLPHINS

at Miami Dolphins	10/25/1970	W	28-0
^at Miami Dolphins	12/24/1972	L	14-20
Miami Dolphins	10/15/1973	L	9-17
Miami Dolphins	11/28/1976	W	17-13
Miami Dolphins	11/18/1979	W	30-24 OT
^at Miami Dolphins	1/4/1986	L	21-24
Miami Dolphins	11/10/1986	W	26-16
at Miami Dolphins	12/12/1988	L	31-38
at Miami Dolphins	10/8/1989	L	10-13 OT
Miami Dolphins	11/25/1990	L	13-30
Miami Dolphins	9/14/1992	L	23-27
Miami Dolphins	10/10/1993	L	14-24
at Miami Dolphins	12/26/2004	L	7-10
Miami Dolphins	11/20/2005	W	22-0
Miami Dolphins	10/14/2007	W	41-31
at Miami Dolphins	12/5/2010	W	13-10
Miami Dolphins	9/25/2011	W	17-16
Miami Dolphins	9/8/2013	L	10-23
at Miami Dolphins	9/25/2016	L	24-30 OT
Miami Dolphins	11/24/2019	W	41-24
Regular Season Totals	9-9-0	.500	
Home	7-5-0	.583	
Away	2-4-0	.333	
Playoffs	0-2-0	.000	

RESULTS VS. MINNESOTA VIKINGS

Minnesota Vikings	10/31/1965	L	17-27
-------------------	------------	---	-------

Minnesota Vikings	11/19/1967	W	14-10
at Minnesota Vikings	11/9/1969	L	3-51
*at Minnesota Vikings	1/4/1970	L	7-27
at Minnesota Vikings	11/4/1973	L	3-26
Minnesota Vikings	9/28/1975	L	10-42
at Minnesota Vikings	12/14/1980	L	23-28
Minnesota Vikings	9/4/1983	L	21-27
at Minnesota Vikings	10/26/1986	W	23-20
Minnesota Vikings	12/17/1989	W	23-17 OT
at Minnesota Vikings	11/22/1992	L	13-17
at Minnesota Vikings	12/9/1995	L	11-27
at Minnesota Vikings	11/27/2005	L	12-24
Minnesota Vikings	9/13/2009	L	20-34
at Minnesota Vikings	9/22/2013	W	31-27
Minnesota Vikings (in London)	10/29/2017	L	16-33
at Minnesota Vikings	10/3/2021	W	14-7
Regular Season Totals	5-11-0	.312	
Home	2-5-0	.286	
Away	3-6-0	.333	
Playoffs	0-1-0	.000	

RESULTS VS. NEW ENGLAND PATRIOTS

New England Patriots	11/21/1971	W	27-7
at New England Patriots	11/10/1974	W	21-14
New England Patriots	9/26/1977	W	30-27 OT
at New England Patriots	9/7/1980	L	17-34
New England Patriots	11/21/1982	W	10-7
at New England Patriots	11/20/1983	W	30-0
New England Patriots	10/7/1984	L	16-17
New England Patriots	10/6/1985	W	24-20
at New England Patriots	10/4/1987	W	20-10
at New England Patriots	9/8/1991	W	20-0
at New England Patriots	10/25/1992	W	19-17
New England Patriots	12/19/1993	L	17-20
New England Patriots	11/6/1994	W	13-6
*New England Patriots	11/1/1995	W	20-13
at New England Patriots	9/3/1995	L	14-17
New England Patriots	10/3/1999	L	7-19
New England Patriots	11/12/2000	W	19-11
at New England Patriots	12/9/2001	L	16-27
at New England Patriots	10/26/2003	L	3-9
New England Patriots	12/5/2004	L	15-42
at New England Patriots	10/7/2007	L	17-34
New England Patriots	11/7/2010	W	34-14
at New England Patriots	12/8/2013	L	26-27
New England Patriots	10/9/2016	L	13-33
at New England Patriots	10/27/2019	L	13-27
at New England Patriots	11/14/2021	L	45-7
Regular Season Totals	12-13-0	.480	
Home	7-5-0	.583	
Away	5-8-0	.384	
Playoffs	1-0-0	1.000	

RESULTS VS. NEW ORLEANS SAINTS

at New Orleans Saints	10/1/1967	W	42-7
at New Orleans Saints	9/15/1968	W	24-10
New Orleans Saints	11/10/1968	W	35-17
at New Orleans Saints	10/12/1969	W	27-17
at New Orleans Saints	12/12/1971	W	21-17
New Orleans Saints	11/30/1975	W	17-16
at New Orleans Saints	10/8/1978	W	24-16
New Orleans Saints	10/18/1981	W	20-17
New Orleans Saints	10/28/1984	L	14-16
at New Orleans Saints	9/13/1987	L	21-28
at New Orleans Saints	10/14/1990	L	20-25
New Orleans Saints	12/5/1993	W	17-13
at New Orleans Saints	10/31/1999	W	21-16
at New Orleans Saints	11/24/2002	W	24-15
New Orleans Saints	9/10/2006	L	14-19
at New Orleans Saints	10/24/2010	W	30-17
New Orleans Saints	9/14/2014	W	26-24
at New Orleans Saints	9/16/2018	L	18-21
Regular Season Totals	13-5-0	.722	
Home	5-2-0	.714	
Away	8-3-0	.727	

RESULTS VS. NEW YORK GIANTS

New York Giants	10/1/1950	L	0-6
at New York Giants	10/22/1950	L	13-17
*New York Giants	12/17/1950	W	8-3
New York Giants	10/27/1951	W	14-13
at New York Giants	11/18/1951	W	10-0
New York Giants	10/12/1952	L	9-17
at New York Giants	12/14/1952	L	34-37

at New York Giants	10/25/1953	W	7-0
New York Giants	12/6/1953	W	62-14
New York Giants	10/31/1954	W	24-14
at New York Giants	11/28/1954	W	16-7
New York Giants	11/6/1955	W	24-14
at New York Giants	11/27/1955	T	35-35
New York Giants	10/14/1956	L	9-21
at New York Giants	12/9/1956	W	24-7
New York Giants	9/29/1957	W	6-3
at New York Giants	12/15/1957	W	34-28
New York Giants	11/2/1958	L	17-21
at New York Giants	12/14/1958	L	10-13
*at New York Giants	12/21/1958	L	0-10
New York Giants	10/11/1959	L	6-10
at New York Giants	12/6/1959	L	7-48
New York Giants	11/6/1960	L	13-17
at New York Giants	12/15/1960	W	48-34
New York Giants	11/26/1961	L	21-37
at New York Giants	12/17/1961	T	7-7
New York Giants	9/16/1962	W	17-7
at New York Giants	12/9/1962	L	13-17
at New York Giants	10/13/1963	W	35-24
New York Giants	10/27/1963	L	6-33
New York Giants	10/25/1964	W	42-20
at New York Giants	12/12/1964	W	52-20
at New York Giants	10/24/1965	W	38-14
New York Giants	11/14/1965	W	34-21
at New York Giants	10/2/1966	W	28-7
New York Giants	12/4/1966	W	49-40
at New York Giants	10/29/1967	L	34-38
New York Giants	12/3/1967	W	24-14
New York Giants	12/1/1968	W	45-10
New York Giants	11/23/1969	W	28-17
at New York Giants	12/21/1969	L	14-27
New York Giants	9/30/1973	W	12-10
at New York Giants	11/20/1977	W	21-7
at New York Giants	12/1/1985	W	35-33
at New York Giants	9/22/1991	L	10-13
New York Giants	12/4/1994	L	13-16
New York Giants	11/5/2000	L	3-24
at New York Giants	9/26/2004	L	10-27
New York Giants	10/13/2008	W	35-14
at New York Giants	10/7/2012	L	27-41
New York Giants	11/27/2016	L	13-27
at New York Giants	12/20/2020	W	20-6
Regular Season Totals	27-21-2	.560	
Home	14-11-0	.560	
Away	13-10-2	.560	
Playoffs	1-1-0	.500	

RESULTS VS. NEW YORK JETS

New York Jets	9/21/1970	W	31-21
at New York Jets	12/17/1972	W	26-10
New York Jets	9/12/1976	W	38-17
New York Jets	12/10/1978	W	37-34 OT
at New York Jets	9/2/1979	W	25-22 OT
New York Jets	12/7/1980	W	17-14
New York Jets	12/12/1981	L	13-14
New York Jets	10/9/1983	W	10-7
New York Jets	10/14/1984	L	20-24
at New York Jets	12/22/1985	L	10-37
*New York Jets	11/1/1987	W	23-20 2OT
New York Jets	9/11/1988	L	3-23
New York Jets	9/17/1989	W	38-24
at New York Jets	9/16/1990	L	21-24
New York Jets	10/6/1991	L	14-17
New York Jets	10/2/1994	W	27-7
at New York Jets	10/27/2002	W	24-21
New York Jets	11/21/2004	L	7-10
New York Jets	10/29/2006	W	20-13
at New York Jets	12/9/2007	W	24-18
New York Jets	11/14/2010	L	20-26 OT
at New York Jets	12/22/2013	L	13-24
at New York Jets	9/13/2015	L	10-31
New York Jets	10/30/2016	L	28-31
New York Jets	10/8/2017	L	14-17
New York Jets	9/20/2018	W	21-17
at New York Jets	9/16/2019	W	23-3
at New York Jets	12/27/2020	L	16-23
Regular Season Totals	14-13-0	.518	
Home	9-8-0	.529	
Away	5-5-0	.500	
Playoffs	1-0-0	1.000	

RESULTS VS. PHILADELPHIA EAGLES

at Philadelphia Eagles	9/16/1950	W	35-10
Philadelphia Eagles	12/3/1950	W	13-7
Philadelphia Eagles	11/11/1951	W	20-17
at Philadelphia Eagles	12/16/1951	W	24-9
at Philadelphia Eagles	10/19/1952	W	49-7
Philadelphia Eagles	11/23/1952	L	20-28
Philadelphia Eagles	10/10/1953	W	37-13
at Philadelphia Eagles	12/13/1953	L	27-42
at Philadelphia Eagles	9/26/1954	L	10-28
Philadelphia Eagles	11/21/1954	W	6-0
Philadelphia Eagles	10/9/1955	W	21-17
at Philadelphia Eagles	11/13/1955	L	17-33
at Philadelphia Eagles	11/18/1956	W	16-0
Philadelphia Eagles	12/2/1956	W	17-14
Philadelphia Eagles	10/13/1957	W	24-7
at Philadelphia Eagles	10/20/1957	L	7-17
Philadelphia Eagles	11/23/1958	W	28-14
at Philadelphia Eagles	12/7/1958	W	21-14
Philadelphia Eagles	11/8/1959	W	28-7
at Philadelphia Eagles	12/13/1959	W	28-21
at Philadelphia Eagles	9/25/1960	W	41-24
Philadelphia Eagles	10/23/1960	L	29-31
at Philadelphia Eagles	9/17/1961	L	20-27
Philadelphia Eagles	11/19/1961	W	45-24
at Philadelphia Eagles	9/30/1962	L	7-35
Philadelphia Eagles	11/4/1962	T	14-14
Philadelphia Eagles	10/20/1963	W	37-7
at Philadelphia Eagles	11/3/1963	W	23-17
at Philadelphia Eagles	9/27/1964	W	28-20
Philadelphia Eagles	11/29/1964	W	38-24
at Philadelphia Eagles	10/3/1965	W	35-17
Philadelphia Eagles	11/7/1965	W	38-34
Philadelphia Eagles	11/13/1966	W	27-7
at Philadelphia Eagles	12/11/1966	L	21-33
at Philadelphia Eagles	12/17/1967	L	24-28
Philadelphia Eagles	11/24/1968	W	47-13
at Philadelphia Eagles	9/21/1969	W	27-20
at Philadelphia Eagles	9/24/1972	W	27-17
Philadelphia Eagles	11/14/1976	W	24-3
at Philadelphia Eagles	11/4/1979	W	24-19
Philadelphia Eagles	9/19/1982	L	21-24
Philadelphia Eagles	10/16/1988	W	19-3
Philadelphia Eagles	11/10/1991	L	30-32
at Philadelphia Eagles	11/13/1994	W	26-7
Philadelphia Eagles	12/10/2000	L	24-35
Philadelphia Eagles	10/24/2004	L	31-34 OT
at Philadelphia Eagles	12/15/2008	L	10-30
Philadelphia Eagles	9/9/2012	L	16-17
at Philadelphia Eagles	9/11/2016	L	10-29
Philadelphia Eagles	11/22/2020	W	22-17
Regular Season Totals	32-17-1	650	
Home	18-7-1	715	
Away	14-10-0	583	

RESULTS VS. PITTSBURGH STEELERS

at Pittsburgh Steelers	10/7/1950	W	30-17
Pittsburgh Steelers	10/29/1950	W	45-7
Pittsburgh Steelers	10/21/1951	W	17-0
at Pittsburgh Steelers	12/9/1951	W	28-0
at Pittsburgh Steelers	10/4/1952	W	21-20
Pittsburgh Steelers	11/16/1952	W	29-28
Pittsburgh Steelers	11/8/1953	W	34-16
at Pittsburgh Steelers	11/22/1953	W	20-16
at Pittsburgh Steelers	10/17/1954	L	27-55
Pittsburgh Steelers	12/12/1954	W	42-7
Pittsburgh Steelers	11/20/1955	W	41-14
at Pittsburgh Steelers	12/4/1955	W	30-7
at Pittsburgh Steelers	10/6/1956	W	14-10
Pittsburgh Steelers	11/12/1956	L	16-24
at Pittsburgh Steelers	10/5/1957	W	23-12
Pittsburgh Steelers	11/10/1957	W	24-0
at Pittsburgh Steelers	10/5/1958	W	45-12
Pittsburgh Steelers	10/19/1958	W	27-10
at Pittsburgh Steelers	9/26/1959	L	7-17
Pittsburgh Steelers	11/22/1959	L	20-21
Pittsburgh Steelers	10/2/1960	W	28-20
at Pittsburgh Steelers	11/20/1960	L	10-14
at Pittsburgh Steelers	10/22/1961	W	30-28
Pittsburgh Steelers	11/5/1961	L	13-17
at Pittsburgh Steelers	10/28/1962	W	41-14
Pittsburgh Steelers	11/25/1962	W	35-14
Pittsburgh Steelers	10/5/1963	W	35-23
at Pittsburgh Steelers	11/10/1963	L	7-9

Pittsburgh Steelers	10/10/1964	L	7-23
at Pittsburgh Steelers	11/1/1964	W	30-17
Pittsburgh Steelers	10/9/1965	W	24-19
at Pittsburgh Steelers	11/28/1965	W	42-21
Pittsburgh Steelers	10/8/1966	W	41-10
at Pittsburgh Steelers	11/6/1966	L	6-16
Pittsburgh Steelers	10/7/1967	W	21-10
at Pittsburgh Steelers	11/5/1967	W	34-14
Pittsburgh Steelers	10/5/1968	W	31-24
at Pittsburgh Steelers	11/17/1968	W	45-24
Pittsburgh Steelers	10/18/1969	W	42-31
at Pittsburgh Steelers	11/16/1969	W	24-3
Pittsburgh Steelers	10/3/1970	W	15-7
at Pittsburgh Steelers	11/29/1970	L	9-28
Pittsburgh Steelers	10/10/1971	W	27-17
at Pittsburgh Steelers	11/7/1971	L	9-26
Pittsburgh Steelers	11/19/1972	W	26-24
at Pittsburgh Steelers	12/3/1972	L	0-30
at Pittsburgh Steelers	9/23/1973	L	6-33
Pittsburgh Steelers	11/25/1973	W	21-16
at Pittsburgh Steelers	10/20/1974	L	16-20
Pittsburgh Steelers	11/17/1974	L	16-26
Pittsburgh Steelers	10/5/1975	L	6-42
at Pittsburgh Steelers	12/7/1975	L	17-31
at Pittsburgh Steelers	9/19/1976	L	14-31
Pittsburgh Steelers	10/10/1976	W	18-16
Pittsburgh Steelers	10/2/1977	L	14-28
at Pittsburgh Steelers	11/13/1977	L	31-35
at Pittsburgh Steelers	9/24/1978	L	9-15 OT
Pittsburgh Steelers	10/15/1978	L	14-34
Pittsburgh Steelers	10/7/1979	L	35-51
at Pittsburgh Steelers	11/25/1979	L	30-33 OT
Pittsburgh Steelers	10/26/1980	W	27-26
at Pittsburgh Steelers	11/16/1980	L	13-16
at Pittsburgh Steelers	10/11/1981	L	7-13
Pittsburgh Steelers	11/22/1981	L	10-32
Pittsburgh Steelers	12/19/1982	W	10-9
at Pittsburgh Steelers	1/2/1983	L	21-37
at Pittsburgh Steelers	10/16/1983	L	17-44
Pittsburgh Steelers	12/18/1983	W	30-17
Pittsburgh Steelers	9/23/1984	W	20-10
at Pittsburgh Steelers	12/9/1984	L	20-23
Pittsburgh Steelers	9/16/1985	W	17-7
at Pittsburgh Steelers	11/3/1985	L	9-10
at Pittsburgh Steelers	10/5/1986	W	27-24
Pittsburgh Steelers	11/23/1986	W	37-31 OT
Pittsburgh Steelers	9/20/1987	W	34-10
at Pittsburgh Steelers	12/26/1987	W	19-13
at Pittsburgh Steelers	10/2/1988	W	23-9
Pittsburgh Steelers	11/20/1988	W	27-7
at Pittsburgh Steelers	9/10/1989	W	51-0
at Pittsburgh Steelers	10/15/1989	L	7-17
Pittsburgh Steelers	9/9/1990	W	13-3
at Pittsburgh Steelers	12/23/1990	L	0-35
Pittsburgh Steelers	10/27/1991	W	17-14
at Pittsburgh Steelers	12/22/1991	L	10-17
Pittsburgh Steelers	10/11/1992	W	17-9
at Pittsburgh Steelers	12/27/1992	L	13-23
Pittsburgh Steelers	10/24/1993	W	28-23
at Pittsburgh Steelers	1/2/1994	L	9-16
at Pittsburgh Steelers	9/11/1994	L	10-17
at Pittsburgh Steelers	12/18/1994	L	7-17
*at Pittsburgh Steelers	1/7/1995	L	9-29
at Pittsburgh Steelers	11/13/1995	L	3-20
Pittsburgh Steelers	11/26/1995	L	17-20
Pittsburgh Steelers	9/12/1999	L	0-43
at Pittsburgh Steelers	11/14/1999	W	16-15
Pittsburgh Steelers	9/17/2000	W	23-20
at Pittsburgh Steelers	10/22/2000	L	0-22
Pittsburgh Steelers	11/11/2001	L	12-15 OT
at Pittsburgh Steelers	1/6/2002	L	7-28
at Pittsburgh Steelers	9/29/2002	L	13-16 OT
Pittsburgh Steelers	11/3/2002	L	20-23
*at Pittsburgh Steelers	1/5/2003	L	33-36
at Pittsburgh Steelers	10/5/2003	W	33-13
Pittsburgh Steelers	11/23/2003	L	6-13
at Pittsburgh Steelers	10/10/2004	L	23-34
Pittsburgh Steelers	11/14/2004	L	10-24
at Pittsburgh Steelers	11/13/2005	L	21-34
Pittsburgh Steelers	12/24/2005	L	0-41
Pittsburgh Steelers	11/19/2006	L	20-24
at Pittsburgh Steelers	11/25/2006	L	7-27
Pittsburgh Steelers	9/9/2007	L	7-34
at Pittsburgh Steelers	11/11/2007	L	28-31

Pittsburgh Steelers	9/14/2008	L	6-10
at Pittsburgh Steelers	12/28/2008	L	0-31
at Pittsburgh Steelers	10/18/2009	L	14-27
Pittsburgh Steelers	12/10/2009	W	13-6
at Pittsburgh Steelers	10/17/2010	L	10-28
Pittsburgh Steelers	1/2/2011	L	9-41
at Pittsburgh Steelers	12/8/2011	L	3-14
Pittsburgh Steelers	1/1/2012	L	9-13
Pittsburgh Steelers	11/25/2012	W	20-14
at Pittsburgh Steelers	12/30/2012	L	10-24
Pittsburgh Steelers	11/24/2013	L	11-27
at Pittsburgh Steelers	12/29/2013	L	7-20
at Pittsburgh Steelers	9/7/2014	L	27-30
Pittsburgh Steelers	10/12/2014	W	31-10
at Pittsburgh Steelers	11/15/2015	L	9-30
Pittsburgh Steelers	1/3/2016	L	12-28
Pittsburgh Steelers	11/20/2016	L	9-24
at Pittsburgh Steelers	1/1/2017	L	24-27 OT
Pittsburgh Steelers	9/10/2017	L	18-21
at Pittsburgh Steelers	12/31/2017	L	24-28
Pittsburgh Steelers	9/9/2018	T	21-21 OT
at Pittsburgh Steelers	10/28/2018	L	18-33
Pittsburgh Steelers	11/14/2019	W	21-7
at Pittsburgh Steelers	12/1/2019	L	13-20
at Pittsburgh Steelers	10/18/2020	L	7-38
Pittsburgh Steelers	1/3/2021	W	24-22
*at Pittsburgh Steelers	1/10/2021	W	48-37
Pittsburgh Steelers	10/31/2021	L	10-15
at Pittsburgh Steelers	1/3/2022	L	14-26

Regular Season Totals **60-77-1** **.438**

Home **39-29-1** **.572**

Away **21-48-0** **.304**

Playoffs **1-2-0** **.333**

RESULTS VS. SAN FRANCISCO 49ERS

San Francisco 49ers	11/12/1950	W	34-14
at San Francisco 49ers	9/30/1951	L	10-24
San Francisco 49ers	11/15/1953	W	23-21
at San Francisco 49ers	10/2/1955	W	38-3
San Francisco 49ers	11/29/1959	L	20-21
at San Francisco 49ers	12/15/1962	W	13-10
at San Francisco 49ers	11/3/1968	W	33-21
at San Francisco 49ers	9/27/1970	L	31-34
San Francisco 49ers	12/1/1974	W	7-0
San Francisco 49ers	9/3/1978	W	24-7
at San Francisco 49ers	11/15/1981	W	15-12
San Francisco 49ers	11/11/1984	L	7-41
at San Francisco 49ers	11/29/1987	L	24-38
at San Francisco 49ers	10/28/1990	L	17-20
San Francisco 49ers	9/13/1993	W	23-13
at San Francisco 49ers	9/21/2003	W	13-12
San Francisco 49ers	12/30/2007	W	20-7
at San Francisco 49ers	10/30/2011	L	10-20
San Francisco 49ers	12/13/2015	W	24-10
at San Francisco 49ers	10/7/2019	L	3-31

Regular Season Totals **12-8-0** **.600**

Home **7-2-0** **.778**

Away **5-6-0** **.454**

RESULTS VS. SEATTLE SEAHAWKS

at Seattle Seahawks	12/18/1977	L	19-20
at Seattle Seahawks	12/3/1978	L	24-47
Seattle Seahawks	11/11/1979	L	24-29
at Seattle Seahawks	10/12/1980	W	27-3
at Seattle Seahawks	12/20/1981	L	21-42
at Seattle Seahawks	9/12/1982	W	21-7
Seattle Seahawks	10/2/1983	L	9-24
at Seattle Seahawks	9/3/1984	L	0-33
at Seattle Seahawks	12/8/1985	L	13-31
Seattle Seahawks	10/9/1988	L	10-16
at Seattle Seahawks	11/12/1989	W	17-7
at Seattle Seahawks	11/14/1993	L	5-22
Seattle Seahawks	12/24/1994	W	35-9
Seattle Seahawks	9/9/2001	L	6-9
at Seattle Seahawks	11/30/2003	L	7-34
Seattle Seahawks	11/4/2007	W	33-30 OT
Seattle Seahawks	10/23/2011	W	6-3
at Seattle Seahawks	12/20/2015	L	13-30
Seattle Seahawks	10/13/2019	L	28-32

Regular Season Totals **6-13-0** **.316**

Home **3-5-0** **.375**

Away **3-8-0** **.273**

RESULTS VS. TAMPA BAY BUCCANEERS

at Tampa Bay Buccaneers	11/21/1976	W	24-7
at Tampa Bay Buccaneers	9/28/1980	W	34-27
Tampa Bay Buccaneers	11/13/1983	W	20-0
at Tampa Bay Buccaneers	11/5/1989	W	42-31
Tampa Bay Buccaneers	9/10/1995	W	22-6
at Tampa Bay Buccaneers	10/13/2002	L	3-17
Tampa Bay Buccaneers	12/24/2006	L	7-22
at Tampa Bay Buccaneers	9/12/2010	L	14-17
Tampa Bay Buccaneers	11/20/2014	W	22-17
at Tampa Bay Buccaneers	10/21/2018	L	23-26 OT

Regular Season Totals **6-4-0** **.600**

Home **3-1-0** **.750**

Away **3-3-0** **.500**

RESULTS VS. TENNESSEE TITANS

Houston Oilers	11/22/1970	W	28-14
at Houston Oilers	12/7/1970	W	21-10
Houston Oilers	9/19/1971	W	31-0
at Houston Oilers	11/28/1971	W	37-24
at Houston Oilers	10/22/1972	W	23-17
Houston Oilers	11/5/1972	W	20-0
Houston Oilers	10/21/1973	W	42-13
at Houston Oilers	11/11/1973	W	23-13
Houston Oilers	9/22/1974	W	20-7
at Houston Oilers	12/15/1974	L	24-28
Houston Oilers	10/12/1975	L	10-40
at Houston Oilers	12/1/1975	L	10-21
at Houston Oilers	11/7/1976	W	21-7
Houston Oilers	12/5/1976	W	13-10
at Houston Oilers	10/16/1977	W	24-23
Houston Oilers	12/11/1977	L	15-19
Houston Oilers	10/1/1978	L	13-16
at Houston Oilers	11/5/1978	L	10-14
Houston Oilers	9/30/1979	L	10-31
Houston Oilers	12/2/1979	W	14-7
Houston Oilers	9/15/1980	L	7-16
at Houston Oilers	11/30/1980	W	17-14
Houston Oilers	9/13/1981	L	3-9
at Houston Oilers	12/3/1981	L	13-17
at Houston Oilers	12/26/1982	W	20-14
Houston Oilers	10/30/1983	W	25-19 OT
at Houston Oilers	11/11/1983	L	27-34
Houston Oilers	11/25/1984	W	27-10
at Houston Oilers	12/16/1984	W	27-20
at Houston Oilers	10/13/1985	W	21-6
Houston Oilers	12/15/1985	W	28-21
at Houston Oilers	9/14/1986	W	23-20
Houston Oilers	11/30/1986	W	13-10 OT
Houston Oilers	10/11/1987	L	10-15
at Houston Oilers	11/22/1987	W	40-7
at Houston Oilers	11/7/1988	L	17-24
Houston Oilers	12/18/1988	W	28-23
*Houston Oilers	12/24/1988	L	23-24
Houston Oilers	10/29/1989	W	28-17
at Houston Oilers	12/23/1989	W	24-20
Houston Oilers	11/18/1990	L	23-35
at Houston Oilers	12/9/1990	L	14-58
at Houston Oilers	11/17/1991	L	24-28
Houston Oilers	12/15/1991	L	14-17
at Houston Oilers	11/8/1992	W	24-14
Houston Oilers	12/20/1992	L	14-17
Houston Oilers	11/21/1993	L	20-27
at Houston Oilers	12/12/1993	L	17-19
at Houston Oilers	10/13/1994	W	11-8
Houston Oilers	11/27/1994	W	34-10
at Houston Oilers	9/17/1995	W	14-7
Houston Oilers	11/5/1995	L	10-37
at Tennessee Titans	9/19/1999	L	9-26
Tennessee Titans	11/28/1999	L	21-33
at Tennessee Titans	11/19/2000	L	10-24
Tennessee Titans	12/17/2000	L	0-24
Tennessee Titans	12/2/2001	L	15-31
at Tennessee Titans	12/30/2001	W	41-38
at Tennessee Titans	9/22/2002	W	31-28 OT
Tennessee Titans	11/6/2005	W	20-14
at Tennessee Titans	12/7/2008	L	9-28
Tennessee Titans	10/2/2011	L	13-31
at Tennessee Titans	10/5/2014	W	29-28
Tennessee Titans	9/20/2015	W	28-14
at Tennessee Titans	10/16/2016	L	26-28
Tennessee Titans	10/22/2017	L	9-12 OT
Tennessee Titans	9/8/2019	L	13-43
at Tennessee Titans	12/6/2020	W	41-35

STAFF

PLAYERS

2021 SEASON

HISTORY

RECORDS

GAME DAY

Regular Season Totals	36-31-0	.537
Home	16-17-0	.485
Away	20-14-0	.588
Playoffs	0-1-0	.000

RESULTS VS. WASHINGTON FOOTBALL TEAM

Washington Redskins	11/19/1950	W	20-14
at Washington Redskins	12/10/1950	W	45-21
Washington Redskins	10/14/1951	W	45-0
Washington Redskins	10/26/1952	W	19-15
at Washington Redskins	11/30/1952	W	48-24
at Washington Redskins	10/18/1953	W	30-14
Washington Redskins	11/1/1953	W	27-3
Washington Redskins	11/7/1954	W	62-3
at Washington Redskins	12/5/1954	W	34-14
Washington Redskins	9/25/1955	L	17-27
at Washington Redskins	10/16/1955	W	24-14
at Washington Redskins	10/21/1956	L	9-20
Washington Redskins	11/25/1956	L	17-20
Washington Redskins	11/3/1957	W	21-17
at Washington Redskins	11/17/1957	T	30-30
at Washington Redskins	11/16/1958	W	20-10
Washington Redskins	11/30/1958	W	21-14
Washington Redskins	10/25/1959	W	34-7
at Washington Redskins	11/15/1959	W	31-17
at Washington Redskins	10/30/1960	W	31-10
Washington Redskins	12/4/1960	W	27-16
Washington Redskins	10/8/1961	W	31-7
at Washington Redskins	11/12/1961	W	17-6
Washington Redskins	9/23/1962	L	16-17
at Washington Redskins	11/11/1962	L	9-17
Washington Redskins	9/15/1963	W	37-14
at Washington Redskins	12/15/1963	W	27-20
at Washington Redskins	9/13/1964	W	27-13
Washington Redskins	11/8/1964	W	34-24
at Washington Redskins	9/19/1965	W	17-7
Washington Redskins	12/5/1965	W	24-16

at Washington Redskins	9/11/1966	W	38-14
Washington Redskins	11/20/1966	W	14-3
Washington Redskins	11/26/1967	W	42-37
at Washington Redskins	12/8/1968	W	24-21
Washington Redskins	9/28/1969	W	27-23
at Washington Redskins	12/19/1971	W	20-13
Washington Redskins	10/26/1975	L	7-23
Washington Redskins	10/14/1979	L	9-13
Washington Redskins	10/27/1985	L	7-14
at Washington Redskins	11/27/1988	W	17-13
at Washington Redskins	10/13/1991	L	17-42
Washington Redskins	10/3/2004	W	17-13
at Washington Redskins	10/19/2008	L	11-14
Washington Redskins	12/16/2012	L	21-38
at Washington Redskins	10/2/2016	L	20-31
Washington Football Team	9/27/2020	W	34-20
Regular Season Totals	34-12-1	.734	
Home	18-7-0	.711	
Away	16-5-1	.750	

BROWNS VS. NFL TEAMS

	REGULAR SEASON				PLAYOFFS				COMBINED RECORD			
	W	L	T	%	W	L	T	%	W	L	T	%
Arizona Cardinals	33	16	3	.663	0	0	0	.000	33	16	3	.663
Atlanta Falcons	12	3	0	.800	0	0	0	.000	12	3	0	.800
Baltimore Ravens	12	34	0	.260	0	0	0	.000	12	34	0	.260
Buffalo Bills	12	9	0	.550	1	0	0	1.000	13	9	0	.571
Carolina Panthers	2	4	0	.33	0	0	0	.000	2	4	0	.333
Chicago Bears	10	7	0	.588	0	0	0	.000	10	7	0	.588
Cincinnati Bengals	46	51	0	.474	0	0	0	.000	46	51	0	.474
Dallas Cowboys	16	13	0	.551	2	1	0	.667	18	14	0	.562
Denver Broncos	7	21	0	.250	0	3	0	.000	7	24	0	.225
Detroit Lions	5	16	0	.238	1	3	0	.250	6	19	0	.240
Green Bay Packers	7	14	0	.333	0	1	0	.000	7	15	0	.318
Houston Texans	5	7	0	.416	0	0	0	.000	5	7	0	.416
Indianapolis Colts	16	15	0	.516	2	2	0	.500	18	17	0	.514
Jacksonville Jaguars	6	12	0	.333	0	0	0	.000	6	12	0	.333
Kansas City Chiefs	11	14	2	.444	0	1	0	.000	11	15	2	.428
Los Angeles Chargers	9	18	1	.339	0	0	0	.000	9	18	1	.339
Los Angeles Rams	9	12	0	.429	2	1	0	.667	11	13	0	.458
Miami Dolphins	9	9	0	.500	0	2	0	.000	9	11	0	.450
Minnesota Vikings	5	11	0	.312	0	1	0	.000	5	12	0	.294
New England Patriots	12	13	0	.480	1	0	0	1.000	13	13	0	.500
New Orleans Saints	13	5	0	.722	0	0	0	.000	13	5	0	.722
New York Giants	27	21	2	.560	1	1	0	.500	28	22	2	.557
New York Jets	14	13	0	.519	1	0	0	1.000	15	13	0	.535
Las Vegas Raiders	10	15	0	.400	0	2	0	.000	10	17	0	.370
Philadelphia Eagles	32	17	1	.650	0	0	0	.000	32	17	1	.650
Pittsburgh Steelers	60	77	1	.438	1	2	0	.333	61	79	1	.436
San Francisco 49ers	12	8	0	.600	0	0	0	.000	12	8	0	.600
Seattle Seahawks	6	13	0	.316	0	0	0	.000	6	13	0	.316
Tampa Bay Buccaneers	6	4	0	.600	0	0	0	.000	6	4	0	.600
Tennessee Titans	36	31	0	.537	0	1	0	.000	36	32	0	.529
Washington Football Team	34	12	1	.734	0	0	0	.000	34	12	1	.734
NFL TOTAL RECORDS	494	514	11	.490	12	21	0	.363	506	535	11	.486

BROWNS NFL RANKING BY YARDS (SINCE 1971)

YEAR	OFFENSE			DEFENSE		
	TOTAL	RUSHING	PASSING	TOTAL	RUSHING	PASSING
1971	18	20	9	17	23	4
1972	19	19	21	16	24	3
1973	23	13	23	11	15	9
1974	20	14	23	23	25	8
1975	21	14	21	19	15	23
1976	10	9	11	9	4	13
1977	9	8	10	20	19	13
1978	5	5	8	25	11	28
1979	3	14	6	24	27	19
1980	5	26	2	23	6	28
1981	4	20	4	16	18	15
1982	17	23	12	23	26	14
1983	10	19	6	9	14	9
1984	24	21	18	2	15	3
1985	21	8	25	9	10	12
1986	9	22	8	19	18	15
1987	9	21	5	3	2	8
1988	18	24	9	6	15	6
1989	16	21	11	7	10	9
1990	25	28	12	17	23	15
1991	19	24	9	18	21	15
1992	18	19	17	14	7	19
1993	20	17	19	12	12	13
1994	16	14	19	7	13	7
1995	21	22	14	24	20	24
1999	31	31	29	31	31	11
2000	31	30	30	26	29	12
2001	31	31	28	22	29	11
2002	23	23	18	21	27	15
2003	26	20	25	15	23	7
2004	28	23	25	15	32	5
2005	26	25	23	16T	30	4
2006	31	31	23	27	29	15
2007	8	10	12	30	27	24
2008	31	26	31	26	28	14
2009	32	8	32	31	28	29
2010	29	20	29	22	27	18
2011	29	28	24	10	30	2
2012	25	24	19	23	19	25
2013	18	27T	11	9	18	8
2014	23	17	20	23	32	8
2015	25	22	21	27	30	22
2016	30	19	28	31	31	21
2017	24	18	22	14	7	19
2018	13	14	14	30	28	25
2019	22	12	22	22	30	7
2020	16	3	24	17	9	2
2021	18	4	27	5	12	5

BROWNS IN OVERTIME

Sept. 26, 1977 – Cleveland 30, New England 27, at Cleveland; Browns won coin toss. Brian Sipe threw a 22-yard pass to Dave Logan at Patriots' 19. Don Cockroft kicked a 35-yard field goal at 4:45.

Sept. 10, 1978 – Cleveland 13, Cincinnati 10, at Cleveland; Browns won toss. Larry Collins returned a kickoff 41 yards to the Browns' 47. Don Cockroft kicked a 27-yard field goal at 4:30.

Sept. 24, 1978 – Pittsburgh 15, Cleveland 9, at Pittsburgh; Steelers won toss. Bennie Cunningham scored on a 37-yard "gadget" pass from Terry Bradshaw at 3:43. Steelers started winning drive on their own 21.

Dec. 10, 1978 – Cleveland 37, New York Jets 34, at Cleveland; Browns won toss. Don Cockroft kicked a 22-yard field goal at 3:07.

Sept. 2, 1979 – Cleveland 25, New York Jets 22, at New York; Jets won toss. Pat Leahy's 43-yard field goal attempt was wide right at 4:41. Johnny Evans' punt was blocked by Donald Dykes and recovered by Tom Newton. Chuck Ramsey punted into the end zone for a touchback. Evans punted and Bruce Harper returned to the Jets' 24. Matt Robinson's pass was intercepted by Oliver Davis and returned 33 yards to Jets' 31. Don Cockroft kicked a 27-yard field goal at 14:45.

Nov. 18, 1979 – Cleveland 30, Miami 24, at Cleveland; Browns won toss. Brian Sipe passed 39 yards to Reggie Rucker for touchdown at 1:59.

Nov. 25, 1979 – Pittsburgh 33, Cleveland 30, at Pittsburgh; Browns won toss. Brian Sipe's pass was intercepted by Mel Blount on the Steelers' four. Terry Bradshaw's pass was intercepted by Ron Bolton on Browns' 12. Johnny Evans punted and Theo Bell returned to the Steelers' 17. Matt Bahr kicked a 37-yard field goal at 4:51.

Nov. 8, 1981 – Denver 23, Cleveland 20, at Denver; Browns won toss. Dennis Smith recovered Calvin Hill's fumble at the Denver 48. Craig Morton's 33-yard pass to Rick Upchurch and six-yard run by Dave Preston set up Fred Steinfort's 30-yard field goal at 4:10.

Sept. 25, 1983 – Cleveland 30, San Diego 24, at San Diego; Browns won toss. Harry Holt scored on 48-yard pass play from Brian Sipe at 1:53.

Oct. 30, 1983 – Cleveland 25, Houston 19, at Cleveland; Oilers won toss. Teams traded punts. Mike Whitwell intercepted Gifford Nielsen's pass and returned it to the Oilers' 20. Boyce Green scored a touchdown on next play at 6:34.

Dec. 2, 1984 – Cincinnati 20, Cleveland 17, at Cleveland; Browns won toss. Browns failed to get first down and Steve Cox punted 41 yards. John Simmons returned the punt 30 yards to the Browns' 35. Jim Breach kicked a 35-yard field goal at 4:34.

Sept. 8, 1985 – St. Louis 27, Cleveland 24, at Cleveland; Cardinals won toss. Ron Wolfley returned the kickoff 24 yards to the St. Louis 36. The Cardinals gained 46 yards in nine plays before Neil O'Donoghue kicked a 35-yard field goal at 5:27.

Nov. 23, 1986 – Cleveland 37, Pittsburgh 31, at Cleveland; Browns won toss. Following an exchange of possessions, Bernie Kosar threw a 36-yard touchdown pass to Webster Slaughter at 6:37.

Nov. 30, 1986 – Cleveland 13, Houston 10, at Cleveland; Houston won toss and elected to kickoff. The Browns' drive was stalled. Frank Minnifield intercepted Oliver Luck. The Browns' drive halted. Minnifield intercepted Luck again. Mark Moseley kicked a 29-yard field goal at 14:44.

Jan. 3, 1987 – Cleveland 23, N.Y. Jets 20 (2 OT), at Cleveland (AFC Divisional Playoffs); Jets won coin toss in first overtime. Dave Jennings punted to Browns' 26. Browns drove to Jets 5. Mark Moseley missed 23-yard field goal (wide right). Jennings punted to Browns 38. Jeff Gossett punted to Jets 19. Jennings punted to Browns 31. Moseley kicked 27-yard field goal following a 60-yard drive at 2:02 (2nd OT).

Jan. 11, 1987 – Denver 23, Cleveland 20, at Cleveland (AFC Championship); Browns won toss. Jeff Gossett punted to Gerald Willhite, who returned the ball to the Denver 25. Rich Karlis kicked a 33-yard field goal at 5:48.

Nov. 1, 1987 – San Diego 27, Cleveland 24, at San Diego; Browns won toss. Bernie Kosar's pass intended for Ernest Byner was intercepted by Vencie Glenn. Vince Abbott kicked 33-yard field goal at 2:16.

Oct. 8, 1989 – Miami 13, Cleveland 10, at Miami; Browns won toss. Matt Bahr missed a 44-yard field goal wide left. Pete Stoyanovich kicked a 35-yard field goal at 8:37.

Nov. 19, 1989 – Cleveland 10, Kansas City 10, at Cleveland; Browns won toss. Each team had three possessions. Nick Lowery was short on a 47-yard field goal attempt at :17.

Dec. 10, 1989 – Indianapolis 23, Cleveland 17, at Indianapolis; Browns won toss. Matt Bahr missed a 35-yard field goal wide left. The Colts punted. Bernie Kosar's pass was intercepted by Mike Prior, who returns 58 yards for a TD at 4:06.

Dec. 17, 1989 – Cleveland 23, Minnesota 17, at Cleveland; Browns won toss. After both teams punted, Mike Pagel threw a 14-yard pass to Van Waiters on a fake 31-yard field goal attempt at 5:30.

Oct. 20, 1991 – Cleveland 30, San Diego 24, at San Diego; Chargers won toss. The teams exchanged possessions. David Brandon scored on a 30-yard interception of John Friesz at 9:02.

Oct. 29, 1995 – Cleveland 29, Cincinnati 26, at Cincinnati; Browns won toss. On the Bengals' second possession, Carl Banks tipped a Jeff Blake pass into the hands of Dana Hall, who returned the ball to the Cincinnati 45. Earnest Byner raced 23 yards on a draw to set up Matt Stover's 28-yard field goal with 8:30 left in overtime.

Nov. 4, 2001 – Chicago 27, Cleveland 21, at Chicago; Bears won toss. The Browns shut down Chicago on the first series of overtime, forcing a Chicago punt. On the third play of Cleveland's first possession in overtime, Brian Robinson tipped a pass from Tim Couch and the ball was intercepted by Mike Brown, who returned it for the winning touchdown with 12:10 left in overtime.

Nov. 11, 2001 – Pittsburgh 15, Cleveland 12, at Cleveland; Steelers won toss. The Steelers took the opening kickoff and ran eight times for 58 yards, including 48 yards by Jerome Bettis, to set up a 32-yard field goal by Kris Brown with 9:38 remaining in overtime.

Sept. 22, 2002 – Cleveland 31, Tennessee 28, at Tennessee; Browns won the toss. Cleveland overcame a 14-point fourth quarter deficit to force overtime. The Browns took the opening kickoff and drove 65 yards on eight plays to set up a 33-yard field goal by Phil Dawson.

Sept. 29, 2002 – Pittsburgh 16, Cleveland 13, at Pittsburgh; Steelers won toss. Cleveland rookie LB Andra Davis intercepted Steelers' QB Tommy Maddox on Pittsburgh's first possession, but Browns K Phil Dawson missed a 45-yard field goal attempt. Pittsburgh answered with an 11-play, 52-yard drive, capped by a 31-yard field goal by K Todd Peterson. Peterson's first attempt at the game-winner on third down was blocked by the Browns but recovered by Pittsburgh behind the line of scrimmage to set up another fourth down kick.

Dec. 14, 2003 – Denver 23, Cleveland 20, at Denver; Browns won toss. Cleveland overcame an early 10-0 deficit in the 1st quarter as Browns' QB Tim Couch threw for 2 TDs in regulation. Denver stopped Cleveland in OT and orchestrated an 8-play, 46-yard drive as Broncos K Jason Elam connected on a 25-yard field goal.

Oct. 24, 2004 – Philadelphia 34, Cleveland 31, at Cleveland; Eagles won toss. QB Jeff Garcia sent the game to overtime with a 4-yard run with :30 left in the fourth quarter. The Browns forced a punt on the Eagles first possession of overtime but couldn't cross mid-field and gave the ball back to Philadelphia. Eagles K David Akers made a 50-yard field goal with 5:02 left in overtime.

Dec. 3, 2006 – Cleveland 31, Kansas City 28, at Cleveland; Kansas City won toss. The Browns scored two touchdowns in the final nine minutes of regulation to bring the game into overtime. Cleveland's defense held the Chiefs to a punt on their first overtime possession. The Browns drove 63 yards on their ensuing drive, which included a 33-yard run by quarterback Derek Anderson to set up Phil Dawson's game-winning 33-yard field goal at the 5:38 mark.

Nov. 4, 2007 – Cleveland 33, Seattle 30, at Cleveland; Seattle won toss. The Browns stopped Seahawks RB Maurice Morris for no gain on a fourth and one play from the Cleveland 44-yard line. After taking possession, the Browns moved the ball 49 yards in five plays and K Phil Dawson nailed a 25-yard game-winning field goal at the 9:19 mark.

Nov. 18, 2007 – Cleveland 33, Baltimore 30, at Baltimore; Cleveland won toss. Browns K Phil Dawson tied the game at the end of regulation on a 51-yard field goal that hit the back of the cross bar and bounced out. After consultation, the officials ruled the 51-yard field goal good, which sent the game to overtime. After winning the coin toss, the Browns moved the ball in nine plays and Dawson nailed a game-winning 33-yard field goal at the 9:10 mark.

Oct. 4, 2009 – Cincinnati 23, Cleveland 20, at Cleveland; Cincinnati won toss. The Browns eliminated a 14-0 second quarter deficit, but Cincinnati K Shayne Graham connected on a 31-yard game-winning field goal with seven seconds left in overtime.

Nov. 14, 2010 – New York Jets 26, Cleveland 20, at Cleveland; N.Y. Jets won toss. Browns QB Colt McCoy completed 5 of 9 passes for 58 yards, during a 10-play drive capped off by a 3-yard touchdown pass to WR Mohamed Massaquoi to tie the game at 20-20 with 44 seconds remaining in regulation. After three unsuccessful series for both teams, the Jets closed the game on the first play of their next series with a 37-yard touchdown pass to WR Santonio Holmes with 24 seconds remaining in overtime.

Dec. 18, 2011 – Arizona Cardinals 20, Cleveland 17, at Arizona; Cleveland won toss. Arizona scored 10 unanswered fourth quarter points, including a 33-yard field goal by Jay Feely to tie the game with 5:40 remaining in regulation. The Browns punted on their opening possession in overtime and DB Patrick Peterson returned it 32 yards to the Cleveland 40. Three plays later QB John Skelton connected with WR Larry Fitzgerald for a 32-yard reception. Feely converted on a 22-yard game-winning field goal.

Nov. 18, 2012 – Dallas Cowboys 23, Cleveland 20, at Dallas; Dallas won toss. Browns QB Brandon Weeden connected with TE Benjamin Watson for a 17-yard touchdown with 1:07 remaining in the fourth to put Cleveland ahead 20-17, but Dallas sent the game to overtime after K Dan Bailey converted on a 32-yard field goal with two seconds remaining in regulation. In overtime, the Cowboys drove 28 yards following a 20-yard punt return to set up Bailey for a 38-yard game-winning field goal.

Nov. 11, 2015 – Cleveland 33, Baltimore Ravens 30, at Baltimore; Baltimore won toss. Ravens K Justin Tucker connected on a 23-yard field goal with 25 seconds remaining in the fourth quarter to tie the game. After the Browns defense forced a three-and-out, Cleveland drove 51 yards on 11 plays. Browns QB Josh McCown completed all four of his passes for 49 yards to set up K Travis Coons for a 32-yard game-winning field goal.

Nov. 18, 2015 – Denver Broncos 26, Cleveland 23, at Cleveland; Denver won toss. The Browns recorded an interception on Denver's opening possession in overtime but were forced to punt after losing yards on three consecutive plays, including two sacks. The Broncos drove 72 yards on 13 plays to set up K Brandon McManus for a 34-yard game-winning field goal.

Sept. 25, 2016 – Miami Dolphins 30, Cleveland 24, at Miami; Cleveland won toss. On the Dolphins second possession in overtime, Miami QB Ryan Tannehill connected with WR Jarvis Landry for a 32-yard completion to set up RB Jay Ajayi for an 11-yard rushing touchdown on the next play.

Jan. 1, 2017 – Pittsburgh Steelers 27, Cleveland 24, at Pittsburgh; Cleveland won toss. The Browns capped off a 17-play, 65-yard drive with a 34-yard field goal by K Cody Parkey. Pittsburgh responded with a 75-yard drive that resulted in a 26-yard touchdown pass to WR Cobi Hamilton.

Oct. 22, 2017 – Tennessee Titans 12, Cleveland 9, at Cleveland; Cleveland won toss. Browns K Zane Gonzalez converted a 54-yard field goal with four seconds remaining in regulation. On the Titans' second possession in overtime, K Ryan Succup connected on a 46-yard game-winning field goal.

Dec. 17, 2017 – Green Bay Packers 27, Cleveland 21, at Cleveland; Cleveland won toss. After DB Josh Jones intercepted QB DeShone Kizer on the opening possession, QB Brett Hundley found WR Davante Adams for a 25-yard touchdown pass.

Sept. 9, 2018 – Cleveland 21, Pittsburgh Steelers 21, at Cleveland; Cleveland won toss. Steelers K Chris Boswell missed a 42-yard field goal with 1:47 remaining. LB Joe Schobert returned a fumble 28 yards to set up a 43-yard field goal attempt with 13 seconds remaining but K Zane Gonzalez attempt was blocked.

Sept. 30, 2018 – Oakland Raiders 45, Cleveland 42, at Oakland; Oakland won toss. On their second possession, the Raiders drove 70 yards on 11 plays, capped off by a 29-yard field goal by K Matt McCrane.

Oct. 7, 2018 – Cleveland 12, Baltimore Ravens 9, at Cleveland; Cleveland won toss. On a third and eight on the Cleveland 18-yard line, QB Baker Mayfield connected with WR Derrick Willies for a 39-yard gain. The Browns capped off the drive with a 37-yard K Greg Joseph field goal.

Oct. 21, 2018 – Tampa Bay Buccaneers 26, Cleveland 23, at Tampa Bay; Cleveland won toss. A fumbled punt return by Jabrill Peppers gave Tampa Bay the ball at the Cleveland 48-yard line. K Chandler Catanzaro sealed the game with a 59-yard field goal with 1:55 remaining.

NOTE: Cleveland's overtime record is 18-24-2 (19-25-3 including postseason). The Browns team record with four overtime games in a season is four set in 1989 and 2018, tied for second most in NFL history. The Browns are 1-1 in postseason overtime games. Coin toss results (includes post-season): Browns won toss (11-14-2); Browns lost toss (8-9).

BROWNS ON PRIME TIME BY YEAR

1970s (5-2)

Sept. 21, 1970*	Cleveland 31, New York Jets 21	at Cleveland
Dec. 7, 1970	Cleveland 21, Houston 10	at Houston
Oct. 4, 1971	Oakland 34, Cleveland 20	at Cleveland
Nov. 13, 1972	Cleveland 21, San Diego 17	at San Diego
Oct. 15, 1973	Miami 17, Cleveland 9	at Cleveland
Sept. 26, 1977	Cleveland 30, New England 27 (OT)	at Cleveland
Sept. 24, 1979	Cleveland 26, Dallas 7	at Cleveland

1980s (8-9)

Sept. 15, 1980	Houston 16, Cleveland 7	at Cleveland
Nov. 3, 1980	Cleveland 27, Chicago 21	at Cleveland
Sept. 7, 1981	San Diego 44, Cleveland 14	at Cleveland
Dec. 3, 1981	Houston 17, Cleveland 13	at Houston
Sept. 15, 1983	Cleveland 17, Cincinnati 7	at Cleveland
Sept. 16, 1984#	Denver 24, Cleveland 14	at Cleveland
Sept. 16, 1985	Cleveland 17, Pittsburgh 7	at Cleveland
Sept. 18, 1986**	Cincinnati 30, Cleveland 13	at Cleveland
Nov. 10, 1986	Cleveland 26, Miami 16	at Cleveland
Oct. 26, 1987	Cleveland 30, L.A. Rams 17	at Cleveland
Nov. 29, 1987#	San Francisco 38, Cleveland 24	at San Francisco
Sept. 19, 1988	Cleveland 23, Indianapolis 17	at Cleveland
Nov. 7, 1988	Houston 24, Cleveland 17	at Houston
Dec. 12, 1988	Miami 38, Cleveland 31	at Miami
Sept. 25, 1989	Cincinnati 21, Cleveland 14	at Cincinnati
Oct. 23, 1989	Cleveland 27, Chicago 7	at Cleveland
Dec. 23, 1989##	Cleveland 24, Houston 20	at Houston

1990s (3-6)

Oct. 8, 1990	Cleveland 30, Denver 29	at Denver
Oct. 22, 1990	Cincinnati 34, Cleveland 13	at Cleveland
Nov. 17, 1991#	Houston 28, Cleveland 24	at Houston
Sept. 14, 1992	Miami 27, Cleveland 23	at Cleveland
Sept. 13, 1993	Cleveland 23, San Francisco 13	at Cleveland
Oct. 13, 1994**	Cleveland 11, Houston 8	at Houston
Oct. 2, 1995	Buffalo 22, Cleveland 19	at Cleveland
Nov. 13, 1995	Pittsburgh 20, Cleveland 3	at Pittsburgh
Sept. 12, 1999#	Pittsburgh 43, Cleveland 0	at Cleveland

2000s (1-10)

Oct. 6, 2002#	Baltimore 26, Cleveland 21	at Cleveland
Oct. 5, 2003#	Cleveland 33, Pittsburgh 13	at Pittsburgh
Dec. 8, 2003	St. Louis 26, Cleveland 20	at Cleveland
Nov. 7, 2004#	Baltimore 27, Cleveland 13	at Baltimore
Dec. 26, 2004#	Miami 10, Cleveland 7	at Miami
Nov. 13, 2005#	Pittsburgh 34, Cleveland 21	at Pittsburgh
Dec. 7, 2006**	Pittsburgh 27, Cleveland 7	at Pittsburgh
Sept. 14, 2008#	Pittsburgh 10, Cleveland 6	at Cleveland
Oct. 13, 2008	Cleveland 35, New York Giants 14	at Cleveland
Nov. 6, 2008**	Denver 34, Cleveland 30	at Cleveland
Nov. 17, 2008	Cleveland 29, Buffalo 27	at Buffalo
Dec. 15, 2008	Philadelphia 30, Cleveland 10	at Philadelphia
Nov. 16, 2009	Baltimore 16, Cleveland 0	at Cleveland
Dec. 10, 2009**	Cleveland 13, Pittsburgh 6	at Cleveland

2010s (6-7)

Dec. 12, 2011**	Pittsburgh 14, Cleveland 3	at Pittsburgh
Sept. 27, 2012**	Baltimore 20, Cleveland 16	at Baltimore
Oct. 3, 2013**	Cleveland 37, Buffalo 24	at Cleveland
Nov. 6, 2014**	Cleveland 24, Cincinnati 3	at Cincinnati
Nov. 5, 2015**	Cincinnati 31, Cleveland 10	at Cincinnati
Nov. 30, 2015	Baltimore 33, Cleveland 27	at Cleveland
Nov. 10, 2016**	Baltimore 28, Cleveland 7	at Baltimore
Sept. 20, 2018**	Cleveland 21, New York Jets 17	at Cleveland
Dec. 15, 2018##	Cleveland 17, Denver 16	at Denver
Sept. 16, 2019	Cleveland 23, New York Jets 3	at New York
Sept. 22, 2019	L.A. Rams 20, Cleveland 13	at Cleveland
Oct. 7, 2019	San Francisco 31, Cleveland 3	at San Francisco
Nov. 14, 2019	Cleveland 21, Pittsburgh 7	at Cleveland

2020s (3-3)

Sept. 17, 2020**	Cleveland 35, Cincinnati 30	at Cleveland
Dec. 14, 2020	Baltimore 47, Cleveland 42	at Cleveland
Dec. 20, 2020#	Cleveland 20, New York Giants 6	at New York
Oct. 11, 2021**	Cleveland 17, Denver 14	at Cleveland
Nov. 28, 2021**	Baltimore 16, Cleveland 10	at Baltimore
Jan. 3, 2022	Pittsburgh 26, Cleveland 14	at Pittsburgh

* First game ever on Monday Night Football

Monday Nights Except: **Thursday Night, #Sunday Night, ##Saturday Night

BROWNS ON PRIME TIME BY DAY

MONDAY NIGHT (16-18)

*Sept. 21, 1970	Cleveland 31, New York Jets 21	at Cleveland
Dec. 7, 1970	Cleveland 21, Houston 10	at Houston
Oct. 4, 1971	Oakland 34, Cleveland 20	at Cleveland
Nov. 13, 1972	Cleveland 21, San Diego 17	at San Diego
Oct. 15, 1973	Miami 17, Cleveland 9	at Cleveland
Sept. 26, 1977	Cleveland 30, New England 27 (OT)	at Cleveland
Sept. 24, 1979	Cleveland 26, Dallas 7	at Cleveland
Sept. 15, 1980	Houston 16, Cleveland 7	at Cleveland
Nov. 3, 1980	Cleveland 27, Chicago 21	at Cleveland
Sept. 7, 1981	San Diego 44, Cleveland 14	at Cleveland
Sept. 16, 1985	Cleveland 17, Pittsburgh 7	at Cleveland
Nov. 10, 1986	Cleveland 26, Miami 16	at Cleveland
Oct. 26, 1987	Cleveland 30, L.A. Rams 17	at Cleveland
Sept. 19, 1988	Cleveland 23, Indianapolis 17	at Cleveland
Nov. 7, 1988	Houston 24, Cleveland 17	at Houston
Dec. 12, 1988	Miami 38, Cleveland 31	at Miami
Sept. 25, 1989	Cincinnati 21, Cleveland 14	at Cincinnati
Oct. 23, 1989	Cleveland 27, Chicago 7	at Cleveland
Oct. 8, 1990	Cleveland 30, Denver 29	at Denver
Sept. 22, 1990	Cincinnati 34, Cleveland 13	at Cleveland
Sept. 14, 1992	Miami 27, Cleveland 23	at Cleveland
Sept. 13, 1993	Cleveland 23, San Francisco 13	at Cleveland
Oct. 2, 1995	Buffalo 22, Cleveland 19	at Cleveland
Nov. 13, 1995	Pittsburgh 20, Cleveland 3	at Pittsburgh
Dec. 8, 2003	St. Louis 26, Cleveland 20	at Cleveland
Oct. 13, 2008	Cleveland 35, New York Giants 14	at Cleveland
Nov. 17, 2008	Cleveland 29, Buffalo 27	at Buffalo
Dec. 15, 2008	Philadelphia 30, Cleveland 10	at Philadelphia
Nov. 16, 2009	Baltimore 16, Cleveland 0	at Cleveland
Nov. 20, 2015	Baltimore 33, Cleveland 27	at Baltimore
Sept. 16, 2019	Cleveland 23, New York Jets 3	at New York
Oct. 7, 2019	San Francisco 31, Cleveland 3	at San Francisco
Dec. 14, 2020	Baltimore 47, Cleveland 42	at Cleveland
Jan. 3, 2022	Pittsburgh 26, Cleveland 14	at Pittsburgh

SUNDAY NIGHT (2-11)

Sept. 16, 1984	Denver 24, Cleveland 14	at Cleveland
Nov. 29, 1987	San Francisco 38, Cleveland 24	at San Francisco
Nov. 17, 1991	Houston 28, Cleveland 24	at Houston
Sept. 12, 1999	Pittsburgh 43, Cleveland 0	at Cleveland
Oct. 6, 2002	Baltimore 26, Cleveland 21	at Cleveland
Oct. 5, 2003	Cleveland 33, Pittsburgh 13	at Pittsburgh
Nov. 7, 2004	Baltimore 27, Cleveland 13	at Baltimore
Dec. 26, 2004	Miami 10, Cleveland 7	at Miami
Nov. 13, 2005	Pittsburgh 34, Cleveland 21	at Pittsburgh
Sept. 14, 2008	Pittsburgh 10, Cleveland 6	at Cleveland
Sept. 22, 2019	L.A. Rams 20, Cleveland 13	at Cleveland
Dec. 20, 2020	Cleveland 20, New York Giants 6	at New York
Nov. 28, 2021	Baltimore 16, Cleveland 10	at Baltimore

SATURDAY NIGHT (2-0)

Dec. 23, 1989	Cleveland 24, Houston 20	at Houston
Dec. 15, 2018	Cleveland 17, Denver 16	at Denver

THURSDAY NIGHT (9-8)

Dec. 3, 1981	Houston 17, Cleveland 13	at Houston
Sept. 15, 1983	Cleveland 17, Cincinnati 7	at Cleveland
Sept. 18, 1986	Cincinnati 30, Cleveland 13	at Cleveland
Oct. 13, 1994	Cleveland 11, Houston 8	at Houston
Dec. 7, 2006	Pittsburgh 27, Cleveland 7	at Pittsburgh
Nov. 6, 2008	Denver 34, Cleveland 30	at Cleveland
Dec. 10, 2009	Cleveland 13, Pittsburgh 6	at Cleveland
Dec. 12, 2011	Pittsburgh 14, Cleveland 3	at Pittsburgh
Sept. 27, 2012	Baltimore 23, Cleveland 16	at Baltimore
Oct. 3, 2013	Cleveland 37, Buffalo 24	at Cleveland
Nov. 6, 2014	Cleveland 24, Cincinnati 3	at Cincinnati
Nov. 5, 2015	Cincinnati 31, Cleveland 10	at Cincinnati
Nov. 10, 2016	Baltimore 28, Cleveland 7	at Baltimore
Sept. 20, 2018	Cleveland 21, New York Jets 17	at Cleveland
Nov. 14, 2019	Cleveland 21, Pittsburgh 7	at Cleveland
Sept. 17, 2020	Cleveland 35, Cincinnati 30	at Cleveland
Oct. 21, 2021	Cleveland 17, Denver 14	at Cleveland

* First-ever game on Monday Night Football

SHUTOUTS BY BROWNS		
12/16/2007	vs. Buffalo Bills	8-0
11/20/2005	vs. Miami Dolphins	22-0
11/25/2001	vs. Cincinnati Bengals	18-0
9/18/1994	vs. Arizona Cardinals	32-0
12/1/1991	at Indianapolis Colts	31-0
9/8/1991	at New England Patriots	20-0
9/10/1989	at Pittsburgh Steelers	51-0
10/18/1987	at Cincinnati Bengals	34-0*
11/20/1983	at New England Patriots	30-0
11/13/1983	vs. Tampa Bay Buccaneers	20-0
12/1/1974	vs. San Francisco 49ers	7-0
11/5/1972	vs. Houston Oilers	20-0
9/19/1971	vs. Houston Oilers	31-0
10/25/1970	at Miami Dolphins	28-0
10/22/1967	vs. Chicago Bears	24-0
12/27/1964	vs. Baltimore Colts	27-0**
12/11/1960	vs. Chicago Bears	42-0
12/1/1957	vs. Chicago Cardinals	31-0
11/10/1957	vs. Pittsburgh Steelers	24-0
11/18/1956	at Philadelphia Eagles	16-0
11/21/1954	vs. Philadelphia Eagles	6-0
10/25/1953	at New York Giants	7-0
9/27/1953	at Green Bay Packers	27-0
12/7/1952	at Chicago Cardinals	10-0
12/9/1951	at Pittsburgh Steelers	28-0
11/18/1951	at New York Giants	10-0
10/21/1951	vs. Pittsburgh Steelers	17-0
10/14/1951	vs. Washington Redskins	45-0
9/24/1950	at Baltimore Colts	31-0

* Replacement game, during 1987 players' strike

** NFL Championship Game

SHUTOUTS BY OPPONENTS		
12/14/2014	vs. Cincinnati Bengals	0-30
11/16/2009	vs. Baltimore Ravens	0-16
12/28/2008	at Pittsburgh Steelers	0-31
12/21/2008	vs. Cincinnati Bengals	0-14
11/26/2006	vs. Cincinnati Bengals	0-30
12/24/2005	vs. Pittsburgh Steelers	0-41
12/19/2004	vs. San Diego Chargers	0-21
12/21/2003	vs. Baltimore Ravens	0-35
12/17/2000	vs. Tennessee Titans	0-24
12/3/2000	at Jacksonville Jaguars	0-48
10/22/2000	at Pittsburgh Steelers	0-22
10/1/2000	vs. Baltimore Ravens	0-12
9/12/1999	vs. Pittsburgh Steelers	0-43
9/27/1992	vs. Denver Broncos	0-12
12/23/1990	at Pittsburgh Steelers	0-35
11/4/1990	vs. Buffalo Bills	0-42
9/30/1990	at Kansas City Chiefs	0-34
12/3/1989	vs. Cincinnati Bengals	0-21
9/3/1984	at Seattle Seahawks	0-33
11/27/1977	vs. Los Angeles Rams	0-9
12/3/1972	at Pittsburgh Steelers	0-30
10/15/1972	vs. Chicago Bears	0-17
10/24/1971	vs. Denver Broncos	0-27
12/29/1968	vs. Baltimore Colts	0-34**
12/21/1958	at New York Giants	0-10#
10/1/1950	vs. New York Giants	0-6

Playoff Game

**NFL Championship Game

The Browns have won 29 NFL games by shutout and lost 25. Cleveland registered eight shutouts in the AAFC and was never shutout.

HEAD COACHES RECORDS

YEARS	COACH	LEAGUE	REGULAR SEASON				PLAYOFFS				COMBINED RECORD			
			W	L	T	%	W	L	T	%	W	L	T	%
1946-49	Paul Brown	AAFC	47	4	3	.898	5	0	0	1.000	52	4	3	.907
1950-62	Paul Brown	NFL	111	44	5	.709	4	5	0	.444	115	49	5	.695
1946-62	Paul Brown	NFL/AAFC	158	48	8	.757	9	5	0	.643	167	53	8	.750
1963-70	Blanton Collier	NFL	76	34	2	.688	3	4	0	.429	79	38	2	.672
1971-74	Nick Skorich	NFL	30	24	2	.556	0	2	0	.000	30	26	2	.534
1975-77	Forrest Gregg	NFL	18	23	0	.439	0	0	0	.000	18	23	0	.439
1977	Dick Modzelewski*	NFL	0	1	0	.000	0	0	0	.000	0	1	0	.000
1978-84	Sam Rutigliano	NFL	47	50	0	.485	0	2	0	.000	47	52	0	.475
1984-88	Marty Schottenheimer	NFL	44	27	0	.620	2	4	0	.333	46	31	0	.597
1989-90	Bud Carson	NFL	11	13	1	.460	1	1	0	.500	12	14	1	.463
1990	Jim Shofner*	NFL	1	6	0	.143	0	0	0	.000	1	6	0	.143
1991-95	Bill Belichick	NFL	36	44	0	.450	1	1	0	.500	37	45	0	.451
1999-00	Chris Palmer	NFL	5	27	0	.156	0	0	0	.000	5	27	0	.156
2001-04	Butch Davis	NFL	24	35	0	.407	0	1	0	.000	24	36	0	.400
2004	Terry Robiskie*	NFL	1	4	0	.200	0	0	0	.000	1	4	0	.200
2005-08	Romeo Crennel	NFL	24	40	0	.375	0	0	0	.000	24	40	0	.375
2009-10	Eric Mangini	NFL	10	22	0	.313	0	0	0	.000	10	22	0	.313
2011-12	Pat Shurmur	NFL	9	23	0	.281	0	0	0	.000	9	23	0	.281
2013	Rob Chudzinski	NFL	4	12	0	.250	0	0	0	.000	4	12	0	.250
2014-15	Mike Pettine	NFL	10	22	0	.313	0	0	0	.000	10	22	0	.313
2016-18	Hue Jackson	NFL	3	36	1	.088	0	0	0	.000	3	36	1	.088
2018	Gregg Williams*	NFL	5	3	0	.625	0	0	0	.000	5	3	0	.625
2019	Freddie Kitchens	NFL	6	10	0	.375	0	0	0	.000	6	10	0	.375
2020-21	Kevin Stefanski	NFL	19	14	0	.575	1	1	0	.500	20	15	0	.571
Team Totals in NFL			478	504	11	.486	12	21	0	.364	500	525	11	.488
Team Totals in AAFC			47	4	3	.898	5	0	0	1.000	52	4	3	.907
Team Totals in NFL/AAFC Combined			525	508	14	.508	17	21	0	.447	552	529	14	.511

ALL-TIME PRESEASON RESULTS

1946 (1-0)

8/30 Brooklyn Dodgers at Akron (35,964).....35-20

1947 (1-0)

8/29 Baltimore Colts at Akron (35,106).....28-0

1948 (1-1)

8/22 Buffalo Bisons at Akron (28,069).....35-21

8/27 Baltimore Colts at Toledo (13,433).....17-21

1949 (2-0-1)

8/14 Chicago Hornets at Toledo (13,500).....21-0

8/19 San Francisco 49ers (31,157).....21-21

8/26 New York Yankees at Akron (19,441).....28-21

1950 (5-0)

8/12 Green Bay Packers at Toledo (10,000).....38-7

8/19 Baltimore Colts at Cincinnati (21,000).....34-7

8/25 Detroit Lions at Akron (23,670).....35-14

9/1 Chicago Bears (51,076).....27-23

9/4 Pittsburgh Steelers at Buffalo (15,259).....41-31

1951 (4-1)

8/17 College All-Stars (92,180).....33-0

8/25 New York Yankees at Akron (25,820).....52-0

9/4 at Detroit Lions (35,165).....20-21

9/9 at Chicago Bears (67,342).....32-21

9/14 Los Angeles Rams (38,851).....7-6

1952 (2-2)

8/23 at Green Bay Packers (22,215).....21-14

8/29 Chicago Bears (37,976).....14-7

9/6 Detroit Lions at Syracuse (26,000).....21-28

9/13 San Francisco 49ers at Akron (30,119).....31-35

1953 (4-1-1)

8/23 at San Francisco 49ers (36,273).....20-7

8/28 at Los Angeles Rams (21,440).....9-27

9/4 at Detroit Lions (39,985).....24-24

9/7 Baltimore Colts at Akron (20,000).....23-21

9/11 at Chicago Bears (36,796).....20-14

9/19 Green Bay Packers (22,336).....21-13

1954 (2-3)

8/21 at Green Bay Packers (15,747).....14-13

8/27 at Los Angeles Rams (58,567).....10-38

9/5 at San Francisco 49ers (46,877).....21-38

9/10 Detroit Lions at Dallas (42,000).....31-56

9/18 Chicago Bears (17,631).....35-7

1955 (1-5)

8/12 College All-Stars (75,000).....27-30

8/20 Green Bay Packers at Akron (22,000).....13-7

8/28 at San Francisco 49ers (41,604).....14-17

9/2 Los Angeles Rams (35,948).....21-38

9/10 Detroit Lions (29,581).....3-19

9/15 at Chicago Bears (43,067).....21-24

1956 (2-5)

8/10 College All-Stars (75,000).....26-0

8/19 at San Francisco 49ers (38,741).....17-28

8/24 at Los Angeles Rams (40,175).....6-17

9/1 Green Bay Packers (15,456).....20-21

9/7 at Detroit Lions (48,105).....0-17

9/15 Detroit Lions at Akron (28,201).....14-31

9/21 at Chicago Bears (56,543).....24-14

1957 (2-4)

8/14 at Detroit Lions (40,150).....10-20

8/24 Pittsburgh Steelers at Akron (26,669).....28-13

9/1 at San Francisco 49ers (32,840).....17-21

9/6 at Los Angeles Rams (45,011).....14-20

9/14 Detroit Lions (34,369).....23-7

9/20 at Chicago Bears (47,354).....3-29

1958 (3-3)

8/16 Pittsburgh Steelers at Akron (27,202).....10-0

8/22 at Detroit Lions (36,662).....7-17

8/29 at Los Angeles Rams (41,387).....13-10

9/7 at San Francisco 49ers (31,339).....16-21

9/12 at Chicago Bears (52,669).....31-42

9/20 Detroit Lions (35,343).....41-7

1959 (2-4)

8/11 at Pittsburgh Steelers (27,432).....20-34

8/22 Detroit Lions at Akron (22,654).....3-9

8/30 at San Francisco 49ers (24,737).....14-17

9/5 at Los Angeles Rams (55,883).....27-24

9/13 at Detroit Lions (33,435).....28-31

9/19 Chicago Bears (25,316).....33-31

1960 (5-1)

8/13 at Detroit Lions (24,620).....28-14

8/18 at Pittsburgh Steelers (16,360).....27-24

8/27 at Los Angeles Rams (48,175).....17-22

9/3 San Francisco 49ers at Portland (25,898).....26-24

9/10 Chicago Bears at Akron (21,568).....16-10

9/17 Detroit Lions (25,911).....14-10

1961 (3-2)

8/11 at Detroit Lions (25,602).....7-35

8/20 at San Francisco 49ers (38,759).....27-24

8/25 at Los Angeles Rams (40,086).....34-17

9/1 Pittsburgh Steelers at Akron (27,758).....38-6

9/7 Detroit Lions (41,374).....17-35

1962 (5-0)

8/11 at Detroit Lions (34,241).....17-14

8/18 Pittsburgh Steelers (77,683).....33-10

8/25 San Francisco 49ers at Portland (27,161).....34-27

9/1 at Los Angeles Rams (43,118).....26-24

9/7 at Chicago Bears (57,878).....28-24

1963 (2-3)

8/10 at Detroit Lions (37,248).....10-24

8/17 Baltimore Colts (83,218).....7-21

8/25 at San Francisco 49ers (28,335).....24-7

8/31 at Los Angeles Rams (45,623).....23-14

9/7 Pittsburgh Steelers at Canton (18,462).....7-16

1964 (4-1)

8/9 at San Francisco 49ers (27,404).....7-26

8/15 at Los Angeles Rams (43,183).....56-31

8/22 Pittsburgh Steelers at Akron (27,255).....42-7

8/28 at Detroit Lions (36,946).....35-14

9/5 Green Bay Packers (83,736).....20-17

1965 (5-1)

8/6 College All-Stars (68,000).....24-16

8/15 at San Francisco 49ers (22,000).....37-21

8/21 at Los Angeles Rams (29,508).....21-19

8/29 at Detroit Lions (28,803).....28-14

9/4 Green Bay Packers (83,118).....14-30

9/11 Pittsburgh Steelers at Akron (23,162).....28-16

STAFF

PLAYERS

2021 SEASON

HISTORY

RECORDS

GAME DAY

1966 (3-2)

8/6 at Los Angeles Rams (63,285)6-16
 8/14 at San Francisco 49ers (27,867)28-17
 8/20 at Atlanta Falcons (48,548)42-3
 8/26 Baltimore Colts (83,418)17-24
 9/3 Pittsburgh Steelers at Birmingham (23,590)13-10

1967 (1-5)

8/5 Philadelphia Eagles at Canton (17,500)13-28
 8/13 at San Francisco 49ers (27,482)14-42
 8/19 at Los Angeles Rams (36,942)17-24
 8/25 at Atlanta Falcons (52,240)31-34
 9/2 Green Bay Packers (84,236)21-30
 9/10 at Minnesota Vikings (40,012)42-14

1968 (2-3)

8/9 at Los Angeles Rams (64,020)21-23
 8/18 at San Francisco 49ers (26,801)31-17
 8/24 at New Orleans Saints (70,045)27-40
 8/30 at Buffalo Bills (45,448)22-12
 9/7 Green Bay Packers (84,918)9-31

1969 (3-2-1)

8/10 San Francisco 49ers at Seattle (32,219)21-16
 8/16 at Los Angeles Rams (54,937)10-7
 8/23 at San Diego Chargers (36,005)19-19
 8/30 Green Bay Packers (85,532)17-27
 9/6 at Washington Redskins (45,994)20-10
 9/10 Minnesota Vikings at Akron (28,561)16-23

1970 (2-4)

8/8 at Los Angeles Rams (71,559)17-30
 8/15 San Francisco 49ers at Tampa (41,851)17-10
 8/22 Kansas City Chiefs at Memphis (31,532)13-16
 8/29 at Cincinnati Bengals (57,112)24-31
 9/5 Minnesota Vikings (83,043)21-24
 9/12 at New York Giants (62,461)30-29

1971 (1-5)

8/8 at San Francisco 49ers (40,000)24-38
 8/13 at Los Angeles Rams (52,503)5-17
 8/20 at Dallas Cowboys (69,099)15-16
 8/28 Chicago Bears at South Bend (43,568)19-20
 9/4 New York Giants (82,710)30-7
 9/10 at St. Louis Cardinals (46,171)13-27

1972 (0-6)

8/4 at Los Angeles Rams (64,803)3-13
 8/13 at San Francisco 49ers (58,364)13-20
 8/20 Detroit Lions at Ann Arbor (58,422)7-34
 8/26 Minnesota Vikings (70,583)17-20
 9/3 Cincinnati Bengals at Columbus (84,816)21-27
 9/10 at New York Giants (60,152)21-28

1973 (2-3-1)

8/6 San Francisco 49ers (65,707)16-27
 8/11 at Los Angeles Rams (54,385)21-21
 8/19 Cincinnati Bengals at Columbus (73,421)24-6
 8/25 Atlanta Falcons at Knoxville (40,831)20-17
 9/1 Detroit Lions (64,088)13-16
 9/8 New York Giants at Akron (30,751)10-21

1974 (2-4)

8/2 at Los Angeles Rams (28,021)21-24
 8/12 San Francisco 49ers (24,008)21-20
 8/17 Baltimore Colts at Tampa (25,116)3-37
 8/24 Washington Redskins (44,528)17-20
 9/1 Cincinnati Bengals at Columbus (36,326)21-17
 9/7 at Detroit Lions (42,905)7-21

1975 (2-4)

8/10 at San Francisco 49ers (45,560)13-17
 8/16 Philadelphia Eagles (35,769)14-6
 8/22 at Washington Redskins (15,513)14-23
 9/1 Buffalo Bills (31,155)20-34
 9/7 New York Giants at Seattle (20,000)24-20
 9/13 Detroit Lions (32,341)24-27

1976 (4-2)

7/31 Baltimore Colts at Lincoln (20,304)0-21
 8/7 Atlanta Falcons at Stillwater (24,227)31-7
 8/16 Minnesota Vikings (44,336)31-7
 8/23 at Philadelphia Eagles (20,600)21-17
 8/30 New England Patriots (36,016)30-27
 9/3 at Buffalo Bills (37,951)10-28

1977 (3-3)

8/8 Washington Redskins (32,554)14-16
 8/13 at Minnesota Vikings (45,370)33-34
 8/19 St. Louis Cardinals (31,308)19-10
 8/25 Chicago Bears (36,598)14-7
 9/3 at Green Bay Packers (53,180)19-14
 9/9 at Detroit Lions (49,168)20-24

1978 (2-2)

8/7 New York Giants (30,636)7-21
 8/12 at Buffalo Bills (23,241)20-10
 8/21 Detroit Lions (31,345)14-10
 8/27 at New England Patriots (42,696)10-21

1979 (2-2)

8/4 at New York Giants (30,905)7-27
 8/11 Baltimore Colts (43,056)24-3
 8/18 at Detroit Lions (55,623)10-21
 8/24 at Washington Redskins (40,039)21-9

1980 (1-3)

8/9 at Kansas City Chiefs (38,055)0-42
 8/18 Washington Redskins (54,986)3-12
 8/23 at Chicago Bears (57,688)33-31
 8/30 at Minnesota Vikings (47,262)16-38

1981 (2-3)

8/1 Atlanta Falcons at Canton (23,921)24-10
 8/8 Pittsburgh Steelers (78,610)31-35
 8/15 at Buffalo Bills (32,306)13-10
 8/22 Buffalo Bills (41,495)20-31
 8/29 at Green Bay Packers (56,191)18-35

1982 (4-0)

8/14 at Detroit Lions (54,275)17-16
 8/19 Los Angeles Rams (60,794)26-23
 8/28 at New Orleans Saints (55,689)20-17
 9/4 at Los Angeles Raiders (38,840)27-10

1983 (3-1)

8/6 at Green Bay Packers (41,866)21-20
 8/13 at Buffalo Bills (25,886)27-10
 8/20 at Denver Broncos (73,244)10-19
 8/26 Los Angeles Raiders (61,844)20-17

1984 (1-3)

8/4 Pittsburgh Steelers (47,381)14-31
 8/13 at Los Angeles Rams (41,882)21-10
 8/18 at Kansas City Chiefs (33,074)13-31
 8/23 at Philadelphia Eagles (40,030)19-20

1985 (2-2)

8/10 at San Diego Chargers (42,300)7-12
 8/17 Philadelphia Eagles (46,236)28-14
 8/24 at Buffalo Bills (23,145)31-28
 8/30 Los Angeles Raiders (44,926)7-26

1986 (4-0)

8/9	Buffalo Bills (58,982).....	19-17
8/15	at Miami Dolphins (50,815).....	17-10
8/23	at Atlanta Falcons (33,637).....	27-21
8/28	at Los Angeles Raiders (57,780).....	25-22

1987 (3-1)

8/15	St. Louis Cardinals (78,650).....	31-16
8/22	at New York Giants (41,008).....	10-24
8/29	at Atlanta Falcons (35,960).....	23-3
9/5	Green Bay Packers at Milwaukee (37,707).....(OT)	30-24

1988 (3-1)

8/6	Detroit Lions (78,065).....	13-10
8/13	at Tampa Bay Buccaneers (50,074).....	23-3
8/18	New York Jets at Montreal (39,112).....	7-11
8/26	New York Giants (71,129).....	17-13

1989 (1-4)

8/6	Philadelphia Eagles at London (73,677).....	13-17
8/12	at Detroit Lions (44,536).....	25-24
8/19	Pittsburgh Steelers (71,939).....	21-24
8/26	at Phoenix Cardinals (36,667).....	7-21
9/2	Tampa Bay Buccaneers (62,486).....	10-27

1990 (1-4)

8/4	Chicago Bears at Canton (23,952).....	0-13
8/11	at Green Bay Packers (62,625).....	25-10
8/19	Minnesota Vikings (60,989).....	20-23
8/25	Washington Redskins (62,444).....	13-31
9/1	at New York Giants (33,148).....	10-28

1991 (2-2)

8/5	Tampa Bay Buccaneers (64,753).....	10-23
8/10	New York Giants (54,445).....	16-10
8/16	at Washington Redskins (51,137).....(OT)	24-21
8/23	at Minnesota Vikings (45,925).....	7-31

1992 (2-2)

8/8	Atlanta Falcons (59,566).....	7-0
8/15	at New York Giants (46,788).....	7-16
8/24	Minnesota Vikings (55,755).....	3-56
8/28	at Tampa Bay Buccaneers (40,883).....	24-3

1993 (2-2)

8/9	at Washington Redskins (36,455).....	12-41
8/14	New England Patriots at Toronto (33,012).....	12-9
8/21	Los Angeles Rams (51,361).....	21-10
8/27	at Tampa Bay Buccaneers (45,668).....	20-23

1994 (3-1)

8/6	at New York Giants (59,684).....	24-15
8/13	Detroit Lions (47,455).....	16-7
8/19	Atlanta Falcons (51,602).....	28-7
8/25	at Indianapolis Colts (39,052).....	7-24

1995 (2-2)

8/6	New York Giants (45,046).....	13-19
8/14	Chicago Bears (49,891).....	55-13
8/19	at Atlanta Falcons (41,813).....	10-19
8/25	at Arizona Cardinals (40,903).....	31-17

1999 (2-3)

8/9	Dallas Cowboys at Canton (25,156).....(OT)	20-17
8/14	at Tampa Bay Buccaneers (63,963).....	3-30
8/21	Minnesota Vikings (71,398).....	17-24
8/28	Chicago Bears (72,388).....	35-24
9/2	at Philadelphia Eagles (64,978).....	17-30

2000 (1-3)

7/30	Philadelphia Eagles (72,518).....	33-22
8/12	at Chicago Bears (66,944).....	6-19
8/19	Washington Redskins (71,818).....	0-24
8/26	at Green Bay Packers (59,687).....	33-34

2001 (2-2)

8/11	Green Bay Packers (71,218).....	10-3
8/18	Tampa Bay Buccaneers (72,018).....	7-6
8/24	at Washington Redskins (67,014).....	25-27
8/31	at Carolina Panthers (70,444).....(OT)	20-23

2002 (2-2)

8/10	at Minnesota Vikings (63,532).....	27-15
8/17	Detroit Lions (70,218).....	24-23
8/26	at Green Bay Packers (62,668).....	20-27
8/30	Carolina Panthers (68,718).....	19-20

2003 (1-3)

8/9	at Tennessee Titans (68,809).....	6-10
8/15	Green Bay Packers (70,348).....	31-38
8/23	at Detroit Lions (59,333).....	17-38
8/28	Atlanta Falcons (69,618).....	20-9

2004 (3-1)

8/14	at Tennessee Titans (68,809).....	3-24
8/21	Detroit Lions (67,771).....	17-10
8/28	at Kansas City Chiefs (76,086).....	21-19
9/3	Chicago Bears (69,393).....	24-10

2005 (3-1)

8/13	New York Giants (67,429).....	17-14
8/20	at Detroit Lions (58,371).....	21-13
8/26	Carolina Panthers (69,512).....	20-23
9/1	at Chicago Bears (60,346).....	16-6

2006 (2-2)

8/10	at Philadelphia Eagles (67,249).....	7-20
8/18	Detroit Lions (68,112).....	20-16
8/26	at Buffalo Bills (70,989).....	20-17
8/31	Chicago Bears (69,366).....	7-20

2007 (3-1)

8/11	Kansas City Chiefs (70,067).....	16-12
8/18	Detroit Lions (69,761).....	20-23
8/25	at Denver Broncos (75,361).....	17-16
8/30	at Chicago Bears (61,917).....	19-9

2008 (0-4)

8/7	New York Jets (70,668).....	20-24
8/18	at New York Giants (79,207).....	34-37
8/23	at Detroit Lions (44,456).....	6-26
8/28	Chicago Bears (70,880).....	10-16

2009 (2-2)

8/15	at Green Bay (69,091).....	0-17
8/22	Detroit Lions (67,154).....	27-10
8/29	Tennessee Titans (67,400).....	23-17
9/3	at Chicago Bears (61,583).....	23-26

2010 (2-2)

8/14	at Green Bay (68,958).....	27-24
8/21	St. Louis Rams (58,250).....	17-19
8/28	at Detroit Lions (36,444).....	27-35
9/2	Chicago Bears (62,299).....	13-10

2011 (1-3)

8/13	Green Bay (57,077)	27-17
8/19	Detroit Lions (56,004)	28-30
8/25	at Philadelphia Eagles (69,144)	14-24
9/1	at Chicago Bears (59,874)	14-24

2012 (2-2)

8/10	at Detroit Lions (58,933)	19-17
8/16	at Green Bay Packers (68,201)	35-10
8/24	Philadelphia Eagles (54,550)	10-27
8/30	Chicago Bears (54,297)	20-28

2013 (3-1)

8/8	St. Louis Rams (56,943)	27-19
8/15	Detroit Lions (58,313)	24-6
8/24	at Indianapolis Colts (65,626)	6-27
8/29	at Chicago Bears (59,868)	18-16

2014 (1-3)

8/9	at Detroit Lions (51,384)	12-13
8/18	at Washington Redskins (69,127)	23-24
8/23	St. Louis Rams (61,663)	14-33
8/28	Chicago Bears (61,458)	33-13

2015 (1-3)

8/13	Washington Redskins (58,073)	17-20
8/20	Buffalo Bills (57,975)	10-11
8/29	at Tampa Bay Buccaneers (51,521)	31-7
9/3	at Chicago Bears (60,699)	0-24

2016 (0-4)

8/12	at Green Bay Packers (74,261)	11-17
8/18	Atlanta Falcons (58,327)	13-24
8/26	at Tampa Bay Buccaneers (46,848)	13-30
9/1	Chicago Bears (63,393)	7-21

2017 (4-0)

8/10	New Orleans Saints (58,779)	20-14
8/21	New York Giants (62,075)	10-6
8/26	at Tampa Bay Buccaneers (51,349)	13-9
8/31	at Chicago Bears (60,158)	25-0

2018 (3-1)

8/9	at New York Giants (68,749)	20-10
8/17	Buffalo Bills (61,811)	17-19
8/23	Philadelphia Eagles (61,333)	5-0
8/30	at Detroit Lions (51,227)	35-17

2019 (3-1)

8/8	Washington Redskins (67,431)	30-10
8/17	at Indianapolis Colts (63,237)	21-18
8/23	at Tampa Bay Buccaneers (44,006)	12-13
8/29	Detroit Lions (67,431)	20-16

2021 (3-0)

8/14	at Jacksonville Jaguars (57,508)	23-13
8/22	New York Giants (47,878)	17-13
8/29	at Atlanta Falcons (66,122)	19-10

ALL-TIME REGULAR-SEASON RESULTS

1946: 12-2 (Points: 423-137)

COACH: Paul Brown

1946 USUAL STARTING LINEUPS

OFFENSE

LE	58	Mac Speedie
LT	40	J. Daniell, 48 E. Blandin
LG	36	Ed Ulinski
C	20	Mike Scarry
RG	32	L. Houston, 30 B. Willis
RT	44	Lou Rymkus
RE	56	D. Lavelli, 50 J. Yonakor
QB	60	Otto Graham
RB	90	Edgar Jones
RB	85	Don Greenwood
FB	76	Marion Motley

DEFENSE

LDE	52	G. Young, 55 J. Harrington
LDT	48	E. Blandin, 40 J. Daniell
MG	30	Bill Willis
RDT	42	C. Adams, 49 L. Simonetti
RDE	50	John Yonakor
LLB	76	Marion Motley
MLB	66	Lou Saban
RLB	20	Mike Scarry
LCB	85	D. Greenwood, 82 B. Lund
RCB	92	Tom Colella
S	62	Cliff Lewis

RADIO ANNOUNCERS:

Bob Neal, Stan Gee (WGAR 1220 AM)

1ST WESTERN DIVISION

9/6	Miami Seahawks (60,135) (N)	W	44-0
9/13	at Chicago Rockets (51,962) (N)	W	20-6
9/22	at Buffalo Bisons (30,302)	W	28-0
9/29	New York Yankees (57,084)	W	24- 7
10/6	Brooklyn Dodgers (43,713)	W	26-7
10/12	at New York Yankees (34,252) (N)	W	7-0
10/20	Los Angeles Dons (71,134)	W	31-14
10/27	San Francisco 49ers (70,385)	L	20-34
11/3	at Los Angeles Dons (24,800)	L	16-17
11/10	at San Francisco 49ers (41,061)	W	14-7
11/17	Chicago Rockets (60,457)	W	51-14
11/24	Buffalo Bisons (37,054)	W	42-17
12/3	at Miami Seahawks (9,083)	W	34-0
12/8	at Brooklyn Dodgers (14,600)	W	66-14

CHAMPIONSHIP

12/22	New York Yankees (40,469)	W	14-9
-------	---------------------------------	---	------

1947: 12-1-1 (Points: 410-185)

COACH: Paul Brown

1947 USUAL STARTING LINEUPS

OFFENSE

LE	58	Mac Speedie
LT	42	C. Adams, 48 E. Blandin
LG	36	E. Ulinski, 38 W. Humble
C	20	M. Scarry, 22 F. Gatski
RG	32	L. Houston, 30 B. Willis
RT	44	Lou Rymkus
RE	56	Dante Lavelli
QB	60	Otto Graham
RB	99	B. Boedeker, 92 T. Colella
RB	85	D. Greenwood, 86 L. Mayne
FB	76	Marion Motley

DEFENSE

LDE	52	George Young
LDT	42	Chet Adams
MG	30	Bill Willis
RDT	49	Len Simonetti
RDE	50	John Yonakor
LLB	76	Marion Motley
MLB	72	Lou Saban
RLB	38	Weldon Humble
LCB	85	D. Greenwood, 82 B. Lund
RCB	92	Tom Colella
S	62	Cliff Lewis

RADIO ANNOUNCERS:

Bob Neal, Bill Mayer (WGAR 1220 AM)

1ST WESTERN DIVISION

9/5	Buffalo Bills (63,263) (N)	W	30-14
9/12	at Brooklyn Dodgers (18,876) (N)	W	55-7
9/21	Baltimore Colts (44,257)	W	28-0
9/26	at Chicago Rockets (18,450) (N)	W	41-21
10/5	New York Yankees (80,067)	W	26-17
10/12	Los Angeles Dons (63,124)	L	10-13
10/19	Chicago Rockets (35,266)	W	31-28
10/26	at San Francisco 49ers (54,483)	W	14-7
11/2	at Buffalo Bills (43,167)	W	28-7
11/9	Brooklyn Dodgers (30,279)	W	13-12
11/16	San Francisco 49ers (76,504)	W	37-14
11/23	at New York Yankees (70,060)	T	28-28
11/27	at Los Angeles Dons (45,009)	W	27-17
12/7	at Baltimore Colts (20,574)	W	42-0

CHAMPIONSHIP

12/14	at New York Yankees (61,879)	W	14-3
-------	------------------------------------	---	------

STAFF
PLAYERS
2021 SEASON
HISTORY
RECORDS
GAME DAY

1948: 14-0 (Points: 389-190)

COACH: Paul Brown

1948 USUAL STARTING LINEUPS

OFFENSE

LE	58	Mac Speedie
LT	46	Lou Groza
LG	36	Ed Ulinski
C	22	Frank Gatski
RG	32	L. Houston, 34 B. Gaudio
RT	44	Lou Rymkus
RE	56	Dante Lavelli
QB	60	Otto Graham
RB	90	Edgar Jones
RB	86	Dub Jones
FB	76	Marion Motley

DEFENSE

LDE	52	George Young
LDT	48	Forrest Grigg
MG	30	Bill Willis
RDT	42	C. Adams, 49 L. Simonetti
RDE	50	John Yonakor
LLB	38	Weldon Humble
MLB	20	Lou Saban
RLB	74	Tony Adamle
LCB	66	W. Lahr, 92 T. Colella
RCB	82	Tommy James
S	62	Cliff Lewis

RADIO ANNOUNCERS:

Bob Neal, Bill Mayer (WGAR 1220 AM)

TELEVISION ANNOUNCERS:

Bob Neal, Stan Gee (Dumont TV Network)

1ST WESTERN DIVISION

9/3	Los Angeles Dons (60,193) (N).....	W	19-14
9/12	at Buffalo Bills (35,340).....	W	42-13
9/17	at Chicago Rockets (30,874) (N).....	W	28-7
9/26	Chicago Rockets (37,190).....	W	21-10
10/5	at Baltimore Colts (22,359) (N).....	W	14-10
10/10	Brooklyn Dodgers (31,187).....	W	30-17
10/17	Buffalo Bills (28,054).....	W	31-14
10/24	New York Yankees (46,912).....	W	35-7
11/7	Baltimore Colts (32,314).....	W	28-7
11/14	San Francisco 49ers (82,769).....	W	14-7
11/21	at New York Yankees (52,518).....	W	34-21
11/25	at Los Angeles Dons (60,031).....	W	31-14
11/28	at San Francisco 49ers (59,785).....	W	31-28
12/5	at Brooklyn Dodgers (9,821).....	W	31-21

CHAMPIONSHIP

12/19	Buffalo Bills (22,981).....	W	49-7
-------	-----------------------------	---	------

1949: 9-1-2 (Points: 339-171)

COACH: Paul Brown

1949 USUAL STARTING LINEUPS

OFFENSE

LE	58	Mac Speedie
LT	46	Lou Groza
LG	36	Ed Ulinski
C	22	Frank Gatski
RG	32	L. Houston, 34 B. Gaudio
RT	44	Lou Rymkus
RE	56	Dante Lavelli
QB	60	Otto Graham
RB	90	E. Jones, 99 B. Boedecker
RB	86	Dub Jones
FB	76	Marion Motley

DEFENSE

LDE	52	G. Young, 53 B. O'Connor
LDT	48	F. Grigg, 42 D. Palmer
MG	30	Bill Willis
RDT	48	F. Grigg, 44 L. Rymkus
RDE	50	J. Yonakor, 59 H. Gillom
LLB	74	Tony Adamle
MLB	38	W. Humble, 35 A. Agase
RLB	20	L. Saban, 23 T. Thompson
LCB	80	Warren Lahr
RCB	82	Tommy James
S	62	Cliff Lewis

RADIO ANNOUNCERS:

Bob Neal, Bill Mayer (WGAR 1220 AM)

TELEVISION ANNOUNCERS:

Bob Neal, Bill Mayer (Dumont TV Network)

1ST WESTERN DIVISION

9/5	at Buffalo Bills (31,839).....	T	28-28
9/11	Baltimore Colts (21,621).....	W	21-0
9/18	New York Yankees (26,312).....	W	14-3
9/25	at Baltimore Colts (36,837).....	W	28-20
10/2	Los Angeles Dons (30,465).....	W	42-7
10/9	at San Francisco 49ers (59,720).....	L	28-56
10/14	at Los Angeles Dons (27,427).....	W	61-14
10/30	San Francisco 49ers (72,189).....	W	30-28
11/6	Chicago Hornets (16,506).....	W	35-2
11/13	Buffalo Bills (22,511).....	T	7-7
11/20	at New York Yankees (50,711).....	W	31-0
11/24	at Chicago Hornets (5,031).....	W	14-6

PLAYOFF

12/4	Buffalo Bills (17,270).....	W	31-21
------	-----------------------------	---	-------

CHAMPIONSHIP

12/11	San Francisco 49ers (22,550).....	W	21-7
-------	-----------------------------------	---	------

1950 (10-2)

STAFF

COACH: Paul Brown

1950 USUAL STARTING LINEUPS

OFFENSE		DEFENSE	
LE 58	Mac Speedie	LDE 52	George Young
LT 46	L. Groza, 42 D. Palmer	LDT 48	F. Grigg, 42 D. Palmer
LG 34	A. Gibron, 38 W. Humble	MG 30	Bill Willis
C 22	Frank Gatski	RDT 45	John Kissell
RG 32	Lin Houston	RDE 53	Len Ford
RT 44	Lou Rymkus	LLB 74	Tony Adame
RE 56	Dante Lavelli	MLB 38	Weldon Humble
WR 86	Dub Jones	35	Alex Agase
QB 60	Otto Graham	RLB 20	Hal Herring
RB 90	Rex Bumgardner	LCB 80	Warren Lahr
84	Ken Carpenter	RCB 82	Tommy James
RB 76	Marion Motley	S 62	C. Lewis, 85 K. Gorgal

RADIO ANNOUNCERS:

Bob Neal, Don Cordray (WERE 1300 AM)

TELEVISION ANNOUNCERS:

Bob Neal, Bill Mayer (Dumont TV Network)

PLAYERS

DATE	RESULT	OPPONENT	ATT
9/16	W, 35-10	at Philadelphia Eagles	71,237
9/24	W, 31-0	at Baltimore Colts	15,201
10/1	L, 0-6	New York Giants	37,647
10/7	W, 30-17	at Pittsburgh Steelers	35,590
10/15	W, 34-24	Chicago Cardinals	33,774
10/22	L, 13-17	at New York Giants	41,734
10/29	W, 45-7	Pittsburgh Steelers	40,714
11/5	W, 10-7	at Chicago Cardinals	38,456
11/12	W, 34-14	San Francisco 49ers	28,786
11/19	W, 20-14	Washington Redskins	21,908
12/3	W, 13-7	Philadelphia Eagles	37,490
12/10	W, 45-21	at Washington Redskins	30,143

PLAYOFFS

12/17 W, 8-3 New York Giants 33,054

NFL CHAMPIONSHIP

12/24 W, 30-28 Los Angeles Rams 29,751

TEAM STATISTICS	BROWNS	OPPONENT
Total First Downs	199	184
Rushing	104	96
Passing	86	71
Penalty	9	17
Total Net Yards	3,937	2,963
Avg. Per Game	328.1	246.9
Total Plays	717	743
Avg. Per Play	5.5	4.0
Net Yards Rushing	2,089	1,573
Avg. Per Game	174.1	131.1
Total Rushes	457	451
Net Yards Passing	1,679	1,390
Avg. Per Game	139.9	115.8
Sacked/Yards Lost	0/191	0/191
Gross Yards	1,984	1,581
Attempts/Completions	260/139	292/121
Completion Pct.	53.5%	41.4%
Had Intercepted	21	31
Punts/Avg.	66/43.2	69/41.5
Net Punting Avg.	66/40.0	69/34.7
Penalties/Yards Lost	104/968	62/554
Fumbles/Ball Lost	26/12	37/24
Touchdowns	38	19
Rushing	20	10
Passing	15	8
Returns	3	1

SCORE BY PERIODS	1ST	2ND	3RD	4TH	OT	TOT
Browns	69	84	57	100	0	310
Opponents	39	35	35	35	0	144

SCORING	RU	PA	ST	DF	PAT	2RU	2PA	FG	SAF	TP
Groza, Lou	0	1	0	0	29/29	0	0	13/19	0	74
Jones, Dub	6	5	0	0	0/0	0	0	0/0	0	66
Graham, Otto	6	0	0	0	0/0	0	0	0/0	0	36

PASSING	ATT	CMP	YDS	PCT	AV/AT	TD	TD%	INT	INT%	LG	TKLD	RATING
Graham, Otto	253	137	1,943	54.2	7.68	14	5.5	20	7.9	80t	0/291	64.7
Lewis, Cliff	4	1	38	25.0	9.50	1	25.0	0	0.0	38t	0/14	106.3
Gillom, Horace	1	1	3	100.0	3.00	0	0.0	0	0.0	3	0/0	79.2
Carpenter, Ken	1	0	0	0.0	0.00	0	0.0	1	100.0	0	0/0	0.0
Groza, Lou	1	0	0	0.0	0.00	0	0.0	0	0.0	0	0/0	39.6
Browns	260	139	1,984	53.5	7.63	15	5.8	21	8.1	80t	0/305	64.0
Opponents	292	121	1,581	41.4	5.41	8	2.7	31	10.6	64	0/191	28.7

* Led NFL

Lavelli, Dante	0	5	0	0	0/0	0	0	0/0	0	30
Motley, Marion	3	1	0	0	0/0	0	0	0/0	0	24
Phelps, Don	2	0	1	0	0/0	0	0	0/0	0	18
Bumgardner, R.	2	1	0	0	0/0	0	0	0/0	0	18
Lahr, Warren	0	0	0	2	0/0	0	0	0/0	0	12
Grigg, Forrest	0	0	0	0	9/9	0	0	0	1/2	0
Carpenter, Ken	1	0	0	0	0/0	0	0	0/0	0	6
Gillom, Horace	0	1	0	0	0/0	0	0	0/0	0	6
Speedie, Mac	0	1	0	0	0/0	0	0	0/0	0	6
Kissell, John	0	0	0	0	0/0	0	0	0/0	1	2
Browns	20	15	1	2	38/38	0	0	0	14/21	1
Opponents	10	8	1	0	18/19	0	0	0	4/11	0

RUSHING	NO	YDS	AVG	LG	TD
Motley, Marion	140	810*	5.8	69t	3
Jones, Dub	83	384	4.6	61t	6
Bumgardner, Rex	67	231	3.4	26	2
Graham, Otto	55	145	2.6	20	6
Phelps, Don	39	198	5.1	33	2
Carpenter, Ken	35	181	5.2	61t	1
Cole, Emerson	26	105	4.0	16	0
Moselle, Dom	5	39	7.8	15	0
Adame, Tony	3	8	2.7	3	0
Lewis, Cliff	2	-1	-0.5	2	0
James, Tommy	1	-1	-1.0	-1	0
Humble, Weldon	1	-10	-10.0	-10	0
Browns	457	2,089	4.6	69t	20
Opponents	451	1,573	3.5	48	10

RECEIVING	NO	YDS	AVG	LG	TD
Speedie, Mac	42	548	13.0	45	1
Lavelli, Dante	37	565	15.3	43	5
Jones, Dub	31	458	14.8	80t	5
Motley, Marion	11	151	13.7	41	1
Bumgardner, Rex	9	112	12.4	25t	1
Carpenter, Ken	5	45	9.0	16	0
Gillom, Horace	2	54	27.0	38t	1
Phelps, Don	1	28	28.0	28	0
Groza, Lou	1	23	23.0	23t	1
Browns	139	1,984	14.3	80t	15
Opponents	121	1,581	13.1	64	8

INTERCEPTIONS	NO	YDS	AVG	LG	TD
James, Tommy	9	69	7.7	34	0
Lahr, Warren	8	99	12.4	30t	2
Gorgal, Ken	6	23	3.8	13	0
Martin, Jim	2	15	7.5	14	0
Herring, Hal	2	12	6.0	9	0
Adame, Tony	1	17	17.0	13	0
Agase, Alex	1	14	14.0	14	0
Phelps, Don	1	9	9.0	9	0
Lewis, Cliff	1	4	4.0	4	0
Browns	31	262	8.5	34	2
Opponents	21	262	12.5	41	0

PUNTING	NO	YDS	AVG	IN20	TB	LG	BLK
Gillom, Horace	66	2,849	43.2	0	5	75	1
Browns	66	2,849	43.2	0	5	75	1
Opponents	69	2,864	41.5	0	6	65	0

PUNT RETURNS	NO	FC	YDS	AVG	LG	TD
Phelps, Don	13	0	174	13.4	54t	1
Moselle, Dom	7	0	126	18.0	48	0
Gorgal, Ken	4	0	83	20.8	33	0
Carpenter, Ken	4	0	58	14.5	27	0
James, Tommy	0	0	15	0.0	0	0
Lewis, Cliff	2	0	13	6.5	8	0
Browns	30	0	469	15.6	54t	1
Opponents	32	0	210	6.6	32	0

KICKOFF RETURNS	NO	YDS	AVG	LG	TD
Phelps, Don	12	325	27.1	61	0
Moselle, Dom	5	107	21.4	29	0
Carpenter, Ken	5	98	19.6	25	0
Adame, Tony	4	53	13.3	22	0
Gillom, Horace	3	51	17.0	23	0
Cole, Emerson	1	22	22.0	22	0
Martin, Jim	1	14	14.0	14	0
Rymkus, Lou	1	0	0.0	0	0
Browns	32	670	20.9	61	0
Opponents	43	988	23.0	71	0

2021 SEASON

HISTORY

RECORDS

GAME DAY

1951 (11-1)

COACH: Paul Brown

1951 USUAL STARTING LINEUPS

OFFENSE

LE 58	Mac Speedie
59	H. Gillom
LT 46	Lou Groza
LG 34	Abe Gibron
C 22	Frank Gatski
RG 38	Bob Gaudio
RT 44	Lou Rymkus
RE 56	Dante Lavelli
WR 86	Dub Jones
QB 60	Otto Graham
RB 84	Ken Carpenter
90	Rex Bumgardner
RB 70	E. Cole, 76 M. Motley

RADIO ANNOUNCERS:

Bob Neal, Phil McLean (WERE 1300 AM)

TELEVISION ANNOUNCERS:

Bob Neal, Bill Mayer (Dumont TV Network)

DATE	RESULT	OPPONENT	ATT
9/30	L, 10-24	at San Francisco 49ers	52,219
10/7	W, 38-23	at Los Angeles Rams	67,186
10/14	W, 45-0	Washington Redskins	33,968
10/21	W, 17-0	Pittsburgh Steelers	32,409
10/27	W, 14-13	New York Giants	56,947
11/4	W, 34-17	at Chicago Cardinals	19,742
11/11	W, 20-17	Philadelphia Eagles	36,571
11/18	W, 10-0	at New York Giants	52,215
11/25	W, 42-21	Chicago Bears	40,969
12/2	W, 49-28	Chicago Cardinals	30,550
12/9	W, 28-0	at Pittsburgh Steelers	24,229
12/16	W, 24-9	at Philadelphia Eagles	16,263

NFL CHAMPIONSHIP

12/23	L, 17-24	at Los Angeles Rams	57,540
-------	----------	---------------------	--------

TEAM STATISTICS

	BROWNS	OPPONENT
Total First Downs	203	201
Rushing	92	88
Passing	99	81
Penalty	12	32
Total Net Yards	3,847	3,002
Avg. Per Game	320.6	250.2
Total Plays	702	758
Avg. Per Play	5.5	4.0
Net Yards Rushing	1,708	1,454
Avg. Per Game	142.3	121.2
Total Rushes	415	428
Net Yards Passing	1,902	1,548
Avg. Per Game	158.5	129.0
Sacked/Yards Lost	0/371	0/430
Gross Yards	2,273	1,978
Attempts/Completions	271/151	330/151
Completion Pct.	55.7%	45.8%
Had Intercepted	17	22
Punts/Avg.	69/34.5	69/39.8
Net Punting Avg.	73/40.8	69/36.5
Penalties/Yards Lost	117/1,017	59/505
Fumbles/Ball Lost	25/18	35/29
Touchdowns	43	20
Rushing	20	8
Passing	18	10
Returns	5	2

SCORE BY PERIODS

	1ST	2ND	3RD	4TH	OT	TOT
Browns	80	79	100	72	0	331
Opponents	34	19	44	55	0	152

SCORING

	RU	PA	ST	DF	PAT	ZRU	ZPA	FG	SAF	TP
Groza, Lou	0	0	0	0	43/43	0	0	10/23	0	73
Jones, Dub	7	5	0	0	0/0	0	0	0/0	0	72
Carpenter, K.	4	2	0	0	0/0	0	0	0/0	0	36
Lavelli, Dante	0	6	0	0	0/0	0	0	0/0	0	36

PASSING	ATT	CMP	YDS	PCT	AV/AT	TD	TD%	INT	INT%	LG	TKLD	RATING
Graham, Otto	265	147	2,205	55.5	8.32	17	6.4	16	6.0	81t	0/371	79.2
Lewis, Cliff	6	4	68	66.7	11.33	1	16.7	1	16.7	20	0/0	104.9
Browns	271	151	2,273	55.7	8.39	18	6.6	17	6.3	81t	0/371	79.5
Opponents	330	151	1,978	45.8	5.99	10	3.0	22	6.7	61	0/430	47.5

* Led NFL

Graham, Otto	3	0	0	1	0/0	0	0	0/0	0	24
Speedie, Mac	0	3	0	0	0/0	0	0	0/0	0	18
Taseff, Carl	2	0	0	0	0/0	0	0	0/0	0	12
Bumgardner, R.	1	1	0	0	0/0	0	0	0/0	0	12
Lahr, Warren	0	0	0	2	0/0	0	0	0/0	0	12
Oristaglio, B.	0	1	0	0	0/0	0	0	0/0	0	6
Young, George	0	0	0	1	0/0	0	0	0/0	0	6
Gillom, Horace	0	0	1	0	0/0	0	0	0/0	0	6
Motley, Marion	1	0	0	0	0/0	0	0	0/0	0	6
Phelps, Don	1	0	0	0	0/0	0	0	0/0	0	6
Cole, Emerson	1	0	0	0	0/0	0	0	0/0	0	6
Browns	20	18	1	4	43/43	0	0	10/23	0	331
Opponents	8	10	2	0	18/20	0	0	4/14	1	152

RUSHING	NO	YDS	AVG	LG	TD
Jones, Dub	104	492	4.7	43t	7
Carpenter, Ken	85	402	4.7	30	4
Motley, Marion	61	273	4.5	26	1
Cole, Emerson	46	252	5.5	23	1
Bumgardner, Rex	45	126	2.8	20	1
Graham, Otto	35	29	0.8	12	3
Phelps, Don	16	65	4.1	16	1
Taseff, Carl	13	49	3.8	15	2
Jagade, Harry	7	30	4.3	22	0
Lewis, Cliff	3	-10	-3.3	1	0
Browns	415	1,708	4.1	43t	20
Opponents	428	1,454	3.4	35	8

RECEIVING	NO	YDS	AVG	LG	TD
Lavelli, Dante	43	586	13.6	47	6
Speedie, Mac	34	589	17.3	51	3
Jones, Dub	30	570	19.0	81t	5
Carpenter, Ken	12	183	15.3	45t	2
Gillom, Horace	11	164	14.9	24	0
Motley, Marion	10	52	5.2	34	0
Bumgardner, Rex	5	61	12.2	19	1
Cole, Emerson	4	30	7.5	17	0
Oristaglio, Bob	1	20	20.0	20t	1
Taseff, Carl	1	18	18.0	18	0
Browns	151	2,273	15.1	81t	18
Opponents	151	1,978	13.1	61	10

INTERCEPTIONS	NO	YDS	AVG	LG	TD
Lahr, Warren	5	95	19.0	29	2
Lewis, Cliff	5	46	9.2	20	0
Shula, Don	4	23	5.8	16	0
Thompson, Tommy	2	23	11.5	17	0
Agase, Alex	2	7	3.5	6	0
James, Tommy	2	1	0.5	1	0
Herring, Hal	1	28	28.0	28	0
Adame, Tony	1	12	12.0	8	0
Browns	22	235	10.7	29	2
Opponents	17	95	5.6	36	1

PUNTING	NO	YDS	AVG	IN20	TB	LG	BLK
Gillom, Horace	73	3,321	45.5*	0	8	66	0
Browns	73	3,321	45.5	0	8	66	0
Opponents	69	2,746	39.8	0	3	75	1

PUNT RETURNS	NO	YFC	YDS	AVG	LG	TD
Carpenter, Ken	14	0	173	12.4	49	0
Lewis, Cliff	14	0	48	3.4	11	0
Taseff, Carl	1	0	6	6.0	6	0
Phelps, Don	1	0	3	3.0	3	0
Browns	39	0	230	7.7	49	0
Opponents	49	0	340	6.9	30	0

KICKOFF RETURNS	NO	YDS	AVG	LG	TD
Carpenter, Ken	9	196	21.8	48	0
Bumgardner, Rex	3	75	25.0	33	0
Phelps, Don	3	66	22.0	25	0
Taseff, Carl	3	56	18.7	20	0
Jagade, Harry	2	36	18.0	19	0
Cole, Emerson	2	28	14.0	20	0
Gillom, Horace	2	25	12.5	15	0
Gaudio, Bob	1	8	8.0	8	0
Shula, Don	1	6	6.0	6	0
Gibron, Abe	1	0	0.0	0	0
Browns	27	496	18.4	48	0
Opponents	34	763	22.4	41	0

1952 (8-4)

COACH: Paul Brown

1952 USUAL STARTING LINEUPS

OFFENSE

OFFENSE		DEFENSE	
LE 88	Mac Speedie	LDE 82	George Young
LT 76	Lou Groza	LDT 74	Bob Gain
LG 64	Abe Gbron	MG 60	Bill Willis
C 52	Frank Gatski	RDT 72	Derrrell Palmer
RG 62	Lin Houston	RDE 80	Len Ford
65	Joe Skibinski	LLB 34	Walt Michaels
RT 78	John Sandusky	MLB 54	Tommy Thompson
RE 83	Darrel Brewster	RLB 50	Hal Herring
WR 40	Dub Jones	RCB 42	Tommy James
QB 14	Otto Graham	44	Don Shula
RB 22	Rex Bumgardner	LCB 24	Warren Lahr
RB 36	Marion Motley	S 15	Bert Rechichar

RADIO ANNOUNCERS:

Ken Coleman, Bob Bousma (WTAM 1100 AM)

TELEVISION ANNOUNCERS:

Don Wattrick, Lou Saban (WXEL-Channel 9)

DATE	RESULT	OPPONENT	ATT
09/28	W, 37-7	Los Angeles Rams	57,832
10/4	W, 21-20	at Pittsburgh Steelers	27,923
10/12	L, 9-17	New York Giants	51,858
10/19	W, 49-7	at Philadelphia Eagles	27,874
10/26	W, 19-15	Washington Redskins	32,496
11/2	L, 6-17	at Detroit Lions	56,029
11/9	W, 28-13	Chicago Cardinals	34,097
11/16	W, 29-28	Pittsburgh Steelers	34,973
11/23	L, 20-28	Philadelphia Eagles	28,948
11/30	W, 48-24	at Washington Redskins	22,679
12/7	W, 10-0	at Chicago Cardinals	24,541
12/14	L, 34-37	at New York Giants	41,610

NFL CHAMPIONSHIP			
12/28	L, 7-17	Detroit Lions	50,934

TEAM STATISTICS	BROWNS	OPPONENT
Total First Downs	228	186
Rushing	105	78
Passing	119	95
Penalty	4	13
Total Net Yards	4,551	3,075
Avg. Per Game	379.3	256.3
Total Plays	786	759
Avg. Per Play	5.8	4.1
Net Yards Rushing	1,784	1,386
Avg. Per Game	148.7	115.5
Total Rushes	391	411
Net Yards Passing	2,566	1,689
Avg. Per Game	213.8	140.8
Sacked/Yards Lost	0/273	0/339
Gross Yards	2,839	2,028
Attempts/Completions	374/184	348/141
Completion Pct.	49.2%	40.5%
Had Intercepted	26	22
Punts/Avg.	61/45.7	84/40.6
Net Punting Avg.	61/40.7	84/35.7
Penalties/Yards Lost	85/744	46/425
Fumbles/Ball Lost	21/11	23/14
Touchdowns	36	29
Rushing	12	11
Passing	22	17
Returns	2	1

SCORE BY PERIODS	1ST	2ND	3RD	4TH	OT	TOT
Browns	81	62	108	59	0	310
Opponents	47	53	42	71	0	213

SCORING	RU	PA	ST	DF	PAT	ZRU	ZPA	FG	SAF	TP
Groza, Lou	0	0	0	0	32/32	0	0	19/33	0	89
Jones, Dub	2	4	0	0	0/0	0	0	0/0	0	36
Carpenter, K.	3	1	1	0	0/0	0	0	0/0	0	30
Speedie, Mac	0	5	0	0	0/0	0	0	0/0	0	30
Lavelli, Dante	0	4	0	0	0/0	0	0	0/0	0	24
Graham, Otto	4	0	0	0	0/0	0	0	0/0	0	24

PASSING	ATT	CMP	YDS	PCT	AVIAT	TD	TD%	INT	INT%	LG	TKLD	RATING
Graham, Otto	364	181	2,816	49.7	7.74	20 ^A	5.5	24	6.6	68t	0/242	66.6
Ratterman, George	6	2	20	33.3	3.33	1	16.7	2	33.3	11t	0/18	43.8
Jones, Dub	2	1	3	50.0	1.50	1	50.0	0	0.0	3t	0/13	95.8
Motley, Marion	2	0	0	0.0	0.00	0	0.0	0	0.0	0	0/0	39.6
Browns	374	184	2,839	49.2	7.59	22	5.9	26	7.0	68t	0/273	65.4
Opponents	348	141	2,028	40.5	5.83	17	4.9	22	6.3	70t	0/339	50.1

^A Led NFL

^t Tied NFL Lead

Howard, Sherman	0	3	0	0	0/0	0	0	0/0	0	18
Jagade, Harry	2	1	0	0	0/0	0	0	0/0	0	18
Motley, Marion	1	2	0	0	0/0	0	0	0/0	0	18
Ford, Len	0	0	0	1	0/0	0	0	0/0	0	6
Brewster, Darrel	0	1	0	0	0/0	0	0	0/0	0	6
Gillum, Horace	0	1	0	0	0/0	0	0	0/0	0	6
Gain, Bob	0	0	0	0	3/3	0	0	0/0	0	3
Young, George	0	0	0	0	0/0	0	0	0/0	1	2
Team	0	0	0	0	0/1	0	0	0/0	0	0
Browns	12	22	1	1	35/36	0	0	19/33	1	310
Opponents	11	17	1	0	25/29	0	0	4/11	1	213

RUSHING	NO	YDS	AVG	LG	TD
Motley, Marion	104	444	4.3	59	1
Carpenter, Ken	72	408	5.7	37	3
Jones, Dub	65	270	4.2	35	2
Jagade, Harry	57	373	6.5	30	2
Graham, Otto	39	128	3.3	23	4
Howard, Sherman	34	95	2.8	22	0
Renfro, Ray	10	26	2.6	11	0
Bumgardner, Rex	9	38	4.2	24	0
Ratterman, George	1	2	2.0	2	0
Browns	391	1,784	4.6	59	12
Opponents	411	1,386	3.4	69	11

RECEIVING	NO	YDS	AVG	LG	TD
Speedie, Mac	62 ^t	911	14.7	50	5
Jones, Dub	43	651	15.1	63t	4
Lavelli, Dante	21	336	16.0	41	4
Carpenter, Ken	16	136	8.5	41t	1
Motley, Marion	13	213	16.4	68t	2
Howard, Sherman	11	219	19.9	57t	3
Jagade, Harry	9	203	22.6	47t	1
Brewster, Darrel	4	117	29.3	47t	1
Gillum, Horace	4	45	11.3	21	1
Renfro, Ray	1	8	8.0	8	0
Browns	184	2,839	15.4	68t	22
Opponents	141	2,028	14.4	70t	17

INTERCEPTIONS	NO	YDS	AVG	LG	TD
Rechichar, Bert	6	79	13.2	25	0
Lahr, Warren	5	51	10.2	14	0
James, Tommy	4	40	10.0	18	0
Michaels, Walt	4	26	6.5	7	0
Bumgardner, Rex	2	33	16.5	33	0
Thompson, Tommy	1	21	21.0	21	0
Browns	22	250	11.4	33	0
Opponents	26	389	15.0	46	1

PUNTING	NO	YDS	AVG	IN20	TB	LG	BLK
Gillum, Horace	61	2,787	45.7 ^t	0	6	73	1
Browns	61	2,787	45.7	0	6	73	1
Opponents	84	3,408	40.6	0	3	60	0

PUNT RETURNS	NO	FC	YDS	AVG	LG	TD
Renfro, Ray	22	0	169	7.7	34	0
Carpenter, Ken	10	0	139	13.9	54t	1
Rechichar, Bert	8	0	47	5.9	16	0
Bumgardner, Rex	10	0	35	3.5	10	0
PHELPS, Don	5	0	15	3.0	10	0
Skibinski, Joe	0	0	5	0.0	5	0
Browns	55	0	410	7.5	54t	1
Opponents	39	0	307	7.9	38	0

KICKOFF RETURNS	NO	YDS	AVG	LG	TD
Carpenter, Ken	11	234	21.3	40	0
Renfro, Ray	8	130	16.3	26	0
Bumgardner, Rex	5	89	17.8	21	0
Cole, Emerson	4	71	17.8	22	0
Rechichar, Bert	4	70	17.5	19	0
Motley, Marion	3	88	29.3	35	0
Jagade, Harry	3	58	19.3	21	0
Sharkey, Ed	2	24	12.0	15	0
Howard, Sherman	1	22	22.0	22	0
Michaels, Walter	1	16	16.0	16	0
Brewster, Darrel	1	11	11.0	11	0
Gillum, Horace	1	9	9.0	7	0
Skibinski, Joe	1	8	8.0	8	0
Gain, Bob	1	0	0.0	0	0
Gbron, Abe	1	0	0.0	0	0
Browns	47	830	17.7	40	0
Opponents	47	1,107	23.6	43	0

STAFF

PLAYERS

2021 SEASON

HISTORY

RECORDS

GAME DAY

1953 (11-1)

COACH: Paul Brown

1953 USUAL STARTING LINEUPS

OFFENSE

LE 88	Darrel Brewster
LT 76	Lou Groza
LG 64	Abe Gibron
C 52	Frank Gatski
RG 65	Chuck Noll
RT 78	John Sandusky
RE 86	Dante Lavelli
RHB 40	D. Jones, 46 B. Reynolds
QB 14	Otto Graham
FB 32	H. Jagade, 36 M. Motley
LHB 20	K. Carpenter, 26 R. Renfro

DEFENSE

LDE 83	Doug Atkins
LDT 70	Don Colo
MG 60	Bill Willis
RDT 72	Derrell Palmer
ROE 80	Len Ford
LLB 34	Walt Michaels
RLB 54	Tommy Thompson
LCB 24	Warren Lahr
RCB 42	Tommy James
LS 15	Ken Gorgal
RS 22	Ken Konz

RADIO ANNOUNCERS:

Ken Coleman, Bob Bousma (WTAM 1100 AM)

TELEVISION ANNOUNCERS:

Bill McColgan, John Fitzgerald (WXEL-Channel 9)

DATE	RESULT	OPPONENT	ATT
9/27	W, 27-0	at Green Bay Packers	22,604
10/4	W, 27-7	at Chicago Cardinals	24,374
10/10	W, 37-13	Philadelphia Eagles	45,802
10/18	W, 30-14	at Washington Redskins	33,963
10/25	W, 7-0	at New York Giants	30,773
11/1	W, 27-3	Washington Redskins	47,845
11/8	W, 34-16	Pittsburgh Steelers	35,592
11/15	W, 23-21	San Francisco 49ers	60,698
11/22	W, 20-16	at Pittsburgh Steelers	32,904
11/29	W, 27-16	Chicago Cardinals	24,499
12/6	W, 62-14	New York Giants	40,235
12/13	L, 27-42	at Philadelphia Eagles	38,654

NFL CHAMPIONSHIP

12/27	L, 16-17	at Detroit Lions	54,577
-------	----------	------------------	--------

TEAM STATISTICS

	BROWNS	OPPONENT
Total First Downs	213	206
Rushing	79	89
Passing	122	101
Penalty	12	16
Total Net Yards	4,534	3,575
Avg. Per Game	377.8	297.9
Total Plays	682	763
Avg. Per Play	6.6	4.7
Net Yards Rushing	1,577	1,560
Avg. Per Game	131.4	130.0
Total Rushes	379	374
Net Yards Passing	2,814	2,015
Avg. Per Game	234.5	167.9
Sacked/Yards Lost	0/245	0/256
Gross Yards	3,059	2,271
Attempts/Completions	303/191	389/164
Completion Pct.	63.0%	42.2%
Had Intercepted	9	25
Punts/Avg.	63/43.8	72/40.8
Net Punting Avg.	63/41.3	72/38.3
Penalties/Yards Lost	86/680	40/335
Fumbles/Ball Lost	27/15	25/16
Touchdowns	40	22
Rushing	20	11
Passing	16	10
Returns	4	1

SCORE BY PERIODS	1ST	2ND	3RD	4TH	OT	TOT
Browns	67	121	61	99	0	348
Opponents	31	45	42	44	0	162

SCORING	RU	PA	ST	DF	PAT	2RU	2PA	FG	SAF	TP
Groza, Lou	0	0	0	0	39/40	0	0	23/26	0	108
Renfro, Ray	4	4	1	0	0/0	0	0	0/0	0	54
Lavelli, Dante	0	6	0	0	0/0	0	0	0/0	0	36

Graham, Otto	6	0	0	0	0/0	0	0	0/0	0	36
Carpenter, K.	3	2	0	0	0/0	0	0	0/0	0	30
Brewster, Dd	0	4	0	0	0/0	0	0	0/0	0	24
Jagade, Harry	4	0	0	0	0/0	0	0	0/0	0	24
Reynolds, Billy	3	0	0	0	0/0	0	0	0/0	0	18
Helluin, F.	0	0	0	1	0/0	0	0	0/0	0	6
James, Tommy	0	0	0	1	0/0	0	0	0/0	0	6
Michaels, Walt	0	0	0	1	0/0	0	0	0/0	0	6
Browns	20	16	1	3	39/40	0	0	23/26	0	348
Opponents	11	10	1	0	20/22	0	0	2/13	2	162

RUSHING	NO	YDS	AVG	LG	TD
Jagade, Harry	86	344	4.0	23	4
Reynolds, Billy	72	313	4.3	16	3
Renfro, Ray	60	352	5.9	58	4
Carpenter, Ken	46	195	4.2	30	3
Graham, Otto	43	143	3.3	21	6
Motley, Marion	32	161	5.0	34	0
Jones, Dub	31	28	0.9	10	0
Howard, Sherman	7	42	6.0	34	0
Ratterman, George	2	6	3.0	3	0
Gibron, Abe	0	-7	0.0	0	0
Browns	379	1,577	4.2	58	20
Opponents	374	1,560	4.2	56	11

RECEIVING	NO	YDS	AVG	LG	TD
Lavelli, Dante	45	783	17.4	55	6
Renfro, Ray	39	722	18.5	70	4
Brewster, Darrel	32	632	19.8	45	4
Jones, Dub	24	373	15.5	58	0
Jagade, Harry	20	193	9.6	37	0
Reynolds, Billy	9	120	13.3	55	0
Carpenter, Ken	9	109	12.1	32	2
Gillom, Horace	7	80	11.4	23	0
Motley, Marion	6	47	7.8	23	0
Browns	191	3,059	16.0	70	16
Opponents	164	2,271	13.8	77	10

INTERCEPTIONS	NO	YDS	AVG	LG	TD
Lahr, Warren	5	119	23.8	42	0
James, Tommy	5	21	4.2	11	0
Konz, Ken	5	15	3.0	9	0
Gorgal, Ken	4	25	6.3	19	0
Thompson, Tommy	2	13	6.5	8	0
Michaels, Walt	1	34	34.0	34	1
Catlin, Tom	1	16	16.0	16	0
Howard, Sherman	1	3	3.0	3	0
Ford, Len	1	0	0.0	0	0
Browns	25	246	9.8	42	1
Opponents	9	94	10.4	28	1

PUNTING	NO	YDS	AVG	IN20	TB	LG	BLK
Gillom, Horace	63	2,760	43.8	0	4	67	0
Browns	63	2,760	43.8	0	4	67	0
Opponents	72	2,934	40.8	0	5	61	0

PUNT RETURNS	NO	FC	YDS	AVG	LG	TD
Reynolds, Billy	18	0	111	6.2	28	0
Renfro, Ray	17	0	53	3.1	16	0
Jones, Dub	1	0	7	7.0	7	0
Konz, Ken	1	0	4	4.0	4	0
Carpenter, Ken	6	0	0	0.0	0	0
Browns	43	0	175	4.1	28	0
Opponents	35	0	156	4.5	17	0

KICKOFF RETURNS	NO	YDS	AVG	LG	TD
Carpenter, Ken	16	367	22.9	40	0
Reynolds, Billy	4	74	18.5	21	0
Motley, Marion	3	60	20.0	22	0
Michaels, Walt	2	40	20.0	22	0
Steinbrunner, Don	1	23	23.0	23	0
Donaldson, Gene	1	7	7.0	7	0
Howard, Sherman	1	6	6.0	6	0
Noll, Chuck	1	2	2.0	2	0
Young, George	1	0	0.0	0	0
Browns	30	579	19.3	40	0
Opponents	46	1,114	24.2	49	0

PASSING	ATT	CMP	YDS	PCT	AV/AT	TD	TD%	INT	INT%	LG	TKLD	RATNG
Graham, Otto	258	167	2,722*	64.7	10.55	11	4.3	9	3.5	70	0/245	99.7
Ratterman, George	41	23	325	56.1	7.93	4	9.8	0	0.0	45	0/0	114.4
Renfro, Ray	3	1	36	33.3	12.00	1	33.3	0	0.0	36	0/0	119.4
Jones, Dub	1	0	0	0.0	0.00	0	0.0	0	0.0	0	0/0	39.6
Browns	303	191	3,083	63.0	10.17	16	5.3	9	3.0	70	0/245	102.2
Opponents	389	164	2,271	42.2	5.84	10	2.6	25	6.4	77	0/256	43.3

* Led NFL

1954 (9-3)

COACH: Paul Brown

1954 USUAL STARTING LINEUPS

OFFENSE		DEFENSE	
LE 88	Darrel Brewster	LDE 82	Carlton Massey
LT 76	Lou Groza	LDL 72	John Kissell
LG 64	Abe Gibron	MC 74	Mike McCormack
C 52	Frank Gatski	RDT 70	Don Colo
RG 60	H. Bradley, 65 C. Noll	RDE 80	Len Ford
RT 78	John Sandusky	LLB 50	Tom Catlin
RE 86	Dante Lavelli	RLB 34	Walt Michaels
WR 26	R. Renfro, 44 C. Hanulak	LCB 24	Warren Lahr
QB 14	Otto Graham	RCB 20	Don Paul
RB 46	B. Reynolds, 40 D. Jones	LS 15	Ken Gorgal
RB 30	M. Bassett, 32 F. Morrison	RS 42	Ken Konz
			Tommy James

RADIO ANNOUNCERS:
Bill McColgan, Bill Mayer (WGAR 1220 AM)

TELEVISION ANNOUNCERS:
Ken Coleman (WJW-Channel 8)

DATE	RESULT	OPPONENT	ATT
9/26	L, 10-28	at Philadelphia Eagles	26,546
10/10	W, 31-7	Chicago Cardinals	24,101
10/17	L, 27-55	at Pittsburgh Steelers	33,262
10/24	W, 35-3	at Chicago Cardinals	23,823
10/31	W, 24-14	New York Giants	30,448
11/7	W, 62-3	Washington Redskins	25,158
11/14	W, 39-10	at Chicago Bears	48,773
11/21	W, 6-0	Philadelphia Eagles	41,537
11/28	W, 16-7	at New York Giants	45,936
12/5	W, 34-14	at Washington Redskins	21,761
12/12	W, 42-7	Pittsburgh Steelers	28,064
12/19	L, 10-14	Detroit Lions	34,168

NFL CHAMPIONSHIP

12/26	W, 56-10	Detroit Lions	43,827
-------	----------	---------------	--------

TEAM STATISTICS	BROWNS	OPPONENT
Total First Downs	238	147
Rushing	113	56
Passing	112	73
Penalty	13	18
Total Net Yards	4,238	2,658
Avg. Per Game	353.2	221.5
Total Plays	771	672
Avg. Per Play	5.5	4.0
Net Yards Rushing	1,793	1,050
Avg. Per Game	149.4	87.5
Total Rushes	476	372
Net Yards Passing	2,331	1,608
Avg. Per Game	194.3	134.0
Sacked/Yards Lost	0/226	0/176
Gross Yards	2,557	1,784
Attempts/Completions	295/174	300/126
Completion Pct.	59.0%	42.0%
Had Intercepted	22	23
Punts/Avg.	52/42.9	84/40.1
Net Punting Avg.	52/40.4	84/36.3
Penalties/Yards Lost	83/796	58/608
Fumbles/Ball Lost	25/17	26/19
Touchdowns	41	22
Rushing	23	4
Passing	14	15
Returns	4	3

SCORE BY PERIODS	1ST	2ND	3RD	4TH	OT	TOT
Browns	92	95	88	61	0	336
Opponents	17	54	42	49	0	162

SCORING	RU	PA	ST	DF	PAT	2RU	2PA	FG	SAF	TP
Groza, Lou	0	0	0	0	37/38	0	0	16/24	0	85
Graham, Otto	8	0	0	0	0/0	0	0	0/0	0	48
Lavelli, Dante	0	7	0	0	0/0	0	0	0/0	0	42
Bassett, M.	6	0	0	0	0/0	0	0	0/0	0	36

Brewster, D.	0	4	0	0	0/0	0	0	0/0	0	24
Hanulak, Chet	4	0	0	0	0/0	0	0	0/0	0	24
Konz, Ken	0	0	2	3/3	0	0	0	0/0	0	15
Jones, Dub	0	2	0	0	0/0	0	0	0/0	0	12
Reynolds, Billy	2	0	0	0	0/0	0	0	0/0	0	12
Morrison, Fred	2	0	0	0	0/0	0	0	0/0	0	12
Renfro, Ray	0	1	0	0	0/0	0	0	0/0	0	6
Lahr, Warren	0	0	1	0/0	0	0	0	0/0	0	6
Ratterman, George	1	0	0	0	0/0	0	0	0/0	0	6
Gorgal, Ken	0	0	0	1	0/0	0	0	0/0	0	6
Ford, Len	0	0	0	0	0/0	0	0	0/0	1	2
Browns	23	14	0	4	40/41	0	0	16/24	1	336
Opponents	4	15	3	0	21/22	0	0	3/9	0	162

RUSHING	NO	YDS	AVG	LG	TD
Bassett, Maurice	144	588	4.1	22	6
Reynolds, Billy	64	180	2.8	33	2
Graham, Otto	63	114	1.8	14	8
Hanulak, Chet	59	296	5.0	24	4
Morrison, Fred	54	234	4.3	26	2
Jones, Dub	51	231	4.5	24	0
Renfro, Ray	29	151	5.2	35	0
Ratterman, George	8	-13	-1.6	2	1
Lahr, Warren	3	18	6.0	14	0
James, Tommy	1	-6	-6.0	-6	0
Browns	476	1,793	3.8	35	23
Opponents	372	1,050	2.8	47	4

RECEIVING	NO	YDS	AVG	LG	TD
Lavelli, Dante	47	802	17.1	64	7
Brewster, Darrel	42	676	16.1	57	4
Bassett, Maurice	20	205	10.3	33	0
Jones, Dub	19	347	18.3	48t	2
Renfro, Ray	13	228	17.5	64t	1
Morrison, Fred	12	81	6.8	16	0
Reynolds, Billy	10	76	7.6	22	0
Hanulak, Chet	6	80	13.3	22	0
Gillom, Horace	5	62	12.4	24	0
Browns	174	2,557	14.7	64t	14
Opponents	126	1,784	14.2	83t	15

INTERCEPTIONS	NO	YDS	AVG	LG	TD
Konz, Ken	7	133	19.0	54t	2
Lahr, Warren	5	44	8.8	27t	1
James, Tommy	4	57	14.3	36	0
Paul, Don	3	42	14.0	23	0
Gorgal, Ken	1	53	53.0	53t	1
Michaels, Walt	1	20	20.0	20	0
McCormack, Mike	1	14	14.0	14	0
Catlin, Tom	1	6	6.0	6	0
Browns	23	369	16.0	54t	4
Opponents	22	368	16.7	81t	2

PUNTING	NO	YDS	AVG	IN20	TB	LG	BLK
Gillom, Horace	52	2,230	42.9	0	4	80	0
Browns	52	2,230	42.9	0	4	80	0
Opponents	84	3,371	40.1	0	2	70	0

PUNT RETURNS	NO	FC	YDS	AVG	LG	TD
Reynolds, Billy	25	0	138	5.5	39	0
Hanulak, Chet	27	0	92	3.4	43	0
Paul, Don	1	0	57	57.0	57	0
Konz, Ken	7	0	37	5.3	13	0
Gorgal, Ken	1	0	0	0.0	0	0
Browns	61	0	324	5.3	57	0
Opponents	38	0	128	3.4	48t	1

KICKOFF RETURNS	NO	YDS	AVG	LG	TD
Reynolds, Billy	14	413	29.5*	51	0
Hanulak, Chet	9	213	23.7	30	0
Konz, Ken	2	53	26.5	28	0
Paul, Don	1	31	31.0	31	0
Renfro, Ray	1	24	24.0	24	0
Bassett, Maurice	1	20	20.0	20	0
Gorgal, Ken	1	11	11.0	11	0
Massey, Carlton	1	10	10.0	10	0
Morrison, Fred	1	8	8.0	8	0
Browns	31	783	25.3	51	0
Opponents	51	1,064	20.9	50	0

PASSING	ATT	CMP	YDS	PCT	AVIAT	TD	TD%	INT	INT%	LG	TKLD	RATING
Graham, Otto	240	142	2,092	59.2	8.72	11	4.6	17	7.1	64t	0/197	73.5
Ratterman, George	53	32	465	60.4	8.77	3	5.7	3	5.7	48t	0/18	84.2
Renfro, Ray	1	0	0	0.0	0.00	0	0.0	1	100.0	0	0/0	0.0
Lahr, Warren	1	0	0	0.0	0.00	0	0.0	1	100.0	0	0/0	0.0
Jones, Dub	0	0	0	0.0	0.00	0	0.0	0	0.0	0	0/11	39.6
Browns	295	174	2,557	59.0	8.67	14	4.7	22	7.5	64t	0/226	72.1
Opponents	300	126	1,784	42.0	5.95	15	5.0	23	7.7	83t	0/176	46.6

* Led NFL

1955 (9-2-1)

COACH: Paul Brown

1955 USUAL STARTING LINEUPS

OFFENSE

LE 88	Darrel Brewster
LT 76	Lou Groza
LG 64	Abe Gbron
C 52	Frank Gatski
RG 60	Harold Bradley
RT 74	Mike McCormack
RE 86	Dante Lavelli
WR 26	Ray Renfro
QB 14	Otto Graham
RB 32	F. Morrison, 40 D. Jones
RB 36	Ed Modzelewski
30	Maurice Bassett

DEFENSE

LDE 82	Carlton Massey
LDT 72	John Kissell
MG 79	Bob Gain
RTD 70	Don Colo
RDE 80	Len Ford
LLB 65	Chuck Noll
RLB 34	Walt Michaels
LCB 24	Warren Lahr
RCB 20	Don Paul
LS 22	Ken Konz
RS 42	Tommy James

RADIO ANNOUNCERS:

Bill McColgan, Jim Graner (WTAM 1100 AM)

TELEVISION ANNOUNCERS:

Ken Coleman (WJW-Channel 8)

DATE	RESULT	OPPONENT	ATT
9/25	L, 17-27	Washington Redskins	30,041
10/2	W, 38-3	at San Francisco 49ers	46,150
10/9	W, 21-17	Philadelphia Eagles	43,974
10/16	W, 24-14	at Washington Redskins	29,168
10/23	W, 41-10	Green Bay Packers	51,482
10/30	W, 26-20	at Chicago Cardinals	29,471
11/6	W, 24-14	New York Giants	46,524
11/13	L, 17-33	at Philadelphia Eagles	39,303
11/20	W, 41-14	Pittsburgh Steelers	53,509
11/27	T, 35-35	at New York Giants	45,699
12/4	W, 30-7	at Pittsburgh Steelers	31,101
12/11	W, 35-24	Chicago Cardinals	25,914
NFL CHAMPIONSHIP			
12/26	W, 38-14	at Los Angeles Rams	87,695

TEAM STATISTICS	BROWNS	OPPONENT
Total First Downs	224	171
Rushing	111	65
Passing	98	83
Penalty	15	23
Total Net Yards	3,978	2,841
Avg. Per Game	331.5	236.8
Total Plays	768	674
Avg. Per Play	5.2	4.2
Net Yards Rushing	2,020	1,189
Avg. Per Game	168.3	99.1
Total Rushes	536	351
Net Yards Passing	1,950	1,652
Avg. Per Game	162.5	137.7
Sacked/Yards Lost	0/275	0/123
Gross Yards	2,225	1,775
Attempts/Completions	234/130	323/126
Completion Pct.	55.6%	39.0%
Had Intercepted	11	25
Punts/Avg.	58/41.2	71/39.2
Net Punting Avg.	58/38.0	71/34.4
Penalties/Yards Lost	64/603	58/560
Fumbles/Ball Lost	27/17	21/15
Touchdowns	45	29
Rushing	20	9
Passing	21	15
Returns	4	5

SCORE BY PERIODS	1ST	2ND	3RD	4TH	OT	TOT
Browns	72	96	91	90	0	— 349
Opponents	46	67	39	66	0	— 218

SCORING	RU	PA	ST	DF	PAT	2RU	2PA	FG	SAF	TP
Groza, Lou	0	0	0	0	44/45	0	0	11/22	0	77
Modzelewski, E.	6	2	0	0	0/0	0	0	0/0	0	48
Renfro, Ray	0	8	0	0	0/0	0	0	0/0	0	48
Brewster, D.	0	6	0	0	0/0	0	0	0/0	0	36

PASSING	ATT	CMP	YDS	PCT	AV/AT	TD	TD%	INT	INT%	LG	TKLD	RATING
Graham, Otto	185	98	1,721*	53.0	9.30	15	8.1	8	4.3	61t	0/241	94.0
Ratterman, George	47	32	504	68.1	10.72	6	12.8	3	6.4	35	0/34	116.5
Renfro, Ray	2	0	0	0.0	0.00	0	0.0	0	0.0	0	0/0	39.6
Browns	234	130	2,225	55.6	9.51	21	9.0	11	4.7	61t	0/275	98.3
Opponents	323	126	1,775	39.0	5.50	15	4.6	25	7.7	71t	0/123	40.7

Graham, Otto	6	0	0	0	0/0	0	0	0/0	0	36
Lavelli, Dante	0	4	0	0	0/0	0	0	0/0	0	24
Bassett, M.	3	0	0	0	0/0	0	0	0/0	0	18
Morrison, Fred	3	0	0	0	0/0	0	0	0/0	0	18
Noll, Chuck	0	0	0	1	0/0	0	0	0/0	1	8
Jones, Dub	1	1	0	0	0/0	0	0	0/0	0	6
Smith, Robert	1	0	0	0	0/0	0	0	0/0	0	6
Konz, Ken	0	0	0	1	0/0	0	0	0/0	0	6
Paul, Don	0	0	1	0	0/0	0	0	0/0	0	6
Ratterman, G.	1	0	0	0	0/0	0	0	0/0	0	6
Michaels, W.	0	0	0	1	0/0	0	0	0/0	0	6
Browns	20	21	1	3	44/45	0	0	11/22	1	349
Opponents	9	15	5	0	23/29	0	0	7/15	0	218

RUSHING	NO	YDS	AVG	LG	TD
Modzelewski, Ed	185	619	3.3	25	6
Morrison, Fred	156	824	5.3	56	3
Graham, Otto	68	141	2.1	36	3
Bassett, Maurice	38	174	4.6	30t	6
Smith, Robert	37	142	3.8	31t	1
Renfro, Ray	29	90	3.1	14	0
Jones, Dub	10	44	4.4	13	0
Ratterman, George	6	8	1.3	10	1
Petitbon, John	3	10	3.3	7	0
Ford, Henry	2	1	0.5	1	0
James, Tommy	1	2	2.0	2	0
Gillom, Horace	1	-15	-15.0	-15	0
Browns	536	2,040	3.8	56	20
Opponents	351	1,189	3.4	38	9

RECEIVING	NO	YDS	AVG	LG	TD
Brewster, Darrel	34	622	18.3	41t	6
Lavelli, Dante	31	492	15.9	49	4
Renfro, Ray	29	603	20.8	61t	8
Modzelewski, Ed	13	113	8.7	28t	2
Morrison, Fred	9	185	20.6	49	0
Bassett, Maurice	9	83	9.2	25	0
Jones, Dub	3	115	38.3	46	1
Smith, Robert	2	12	6.0	10	0
Browns	130	2,225	17.1	61t	21
Opponents	126	1,775	14.1	71t	15

INTERCEPTIONS	NO	YDS	AVG	LG	TD
Noll, Chuck	5	74	14.8	24	1
Lahr, Warren	5	52	10.4	24	0
Konz, Ken	5	32	6.4	15t	1
Paul, Don	4	49	12.3	19	0
James, Tommy	2	20	10.0	16	0
Petitbon, John	2	11	5.5	7	0
Michaels, Walt	1	25	25.0	25t	1
Massey, Carlton	1	24	24.0	24	0
Browns	25	287	11.5	25t	3
Opponents	11	181	16.5	40t	1

PUNTING	NO	YDS	AVG	IN20	TB	LG	BLK
Gillom, Horace	58	2,389	41.2	0	6	56	3
Browns	58	2,389	41.2	0	6	56	3
Opponents	71	2,781	39.2	0	2	63	1

PUNT RETURNS	NO	FC	YDS	AVG	LG	TD
Paul, Don	19	0	148	7.8	60t	1
Konz, Ken	17	0	138	8.1	42	0
White, Bob	2	0	28	14.0	28	0
Ford, Henry	4	0	15	3.8	7	0
Smith, Robert	1	0	5	5.0	5	0
Renfro, Ray	1	0	3	3.0	3	0
Browns	44	0	337	7.7	60t	1
Opponents	37	0	186	5.0	78t	1

KICKOFF RETURNS	NO	YDS	AVG	LG	TD
Smith, Robert	13	320	24.6	47	0
White, Bob	10	258	25.8	44	0
Bassett, Maurice	7	151	21.6	31	0
Paul, Don	5	109	21.8	26	0
Konz, Ken	3	66	22.0	23	0
Michaels, Walt	3	45	15.0	27	0
Browns	41	949	23.1	47	0
Opponents	50	1,220	24.4	100t	1

* Led NFL

1956 (5-7)

STAFF

COACH: Paul Brown

1956 USUAL STARTING LINEUPS

OFFENSE

LE	88	Darrel Brewster
LT	76	Lou Groza
LG	64	Abe Gbron
C	52	Frank Gatski
RG	62	H. Forester, 60 H. Bradley
RT	74	Mike McCormack
RE	86	Dante Lavelli
WR	26	Ray Renfro
QB	16	George Ratterman
	18	Vito Parilli
RB	32	Fred Morrison
	40	Preston Carpenter
RB	36	Ed Modzelewski
	30	Maurice Bassett

DEFENSE

LDE	82	Carlton Massey
	79	Bob Gain
LDT	72	John Kissell
RDT	79	B. Gain, 70 D. Colo
RDE	80	Len Ford
LLB	65	Chuck Noll
MLB	34	Walt Michaels
RLB	35	Galen Fiss
	34	Walt Michaels
LCB	24	Warren Lahr
RCB	20	Don Paul
LS	22	Ken Konz
RS	44	John Petitbon

RADIO ANNOUNCERS:

Bill McColgan, Jim Graner (WGAR 1220 AM)

TELEVISION ANNOUNCERS:

Ken Coleman, Otto Graham (WJW-Channel 8)

PLAYERS

DATE	RESULT	OPPONENT	ATT
9/30	L, 7-9	at Chicago Cardinals	20,966
10/6	W, 14-10	at Pittsburgh Steelers	35,398
10/14	L, 9-21	New York Giants	60,042
10/21	L, 9-20	at Washington Redskins	23,332
10/28	L, 16-24	Pittsburgh Steelers	50,358
11/4	W, 24-7	at Green Bay Packers	28,590
11/11	L, 7-21	Baltimore Colts	42,404
11/18	W, 16-0	at Philadelphia Eagles	25,894
11/25	L, 17-20	Washington Redskins	22,878
12/2	W, 17-14	Philadelphia Eagles	20,645
12/9	W, 24-7	at New York Giants	27,707
12/16	L, 7-24	Chicago Cardinals	25,312

TEAM STATISTICS

	BROWNS	OPPONENT
Total First Downs	173	188
Rushing	94	108
Passing	63	62
Penalty	16	18
Total Net Yards	3,310	3,135
Avg. Per Game	275.8	261.3
Total Plays	744	689
Avg. Per Play	4.4	4.6
Net Yards Rushing	1,817	2,032
Avg. Per Game	151.4	169.3
Total Rushes	466	463
Net Yards Passing	1,175	1,103
Avg. Per Game	97.9	91.9
Sacked/Yards Lost	0/183	0/112
Gross Yards	1,358	1,215
Attempts/Completions	202/105	226/107
Completion Pct.	52.0%	47.3%
Had Intercepted	18	18
Punts/Avg.	50/41.9	59/40.7
Net Punting Avg.	50/39.2	59/35.3
Penalties/Yards Lost	52/457	61/529
Fumbles/Ball Lost	18/12	11/8
Touchdowns	19	21
Rushing	8	13
Passing	8	7
Returns	3	1

SCORE BY PERIODS	1ST	2ND	3RD	4TH	OT	TOT
Browns	65	54	14	34	0	167
Opponents	24	69	30	54	0	177

SCORING	RU	PA	ST	DF	PAT	2RU	2PA	FG	SAF	TP
Groza, Lou	0	0	0	0	18/18	0	0	11/20	0	51
Renfro, Ray	0	4	0	0	0/0	0	0	0/0	0	24

2021 SEASON

HISTORY

RECORDS

GAME DAY

Morrison, Fred	1	1	0	0	0/0	0	0	0/0	0	12
Modzelewski, Ed	2	0	0	0	0/0	0	0	0/0	0	12
Bassett, M.	1	1	0	0	0/0	0	0	0/0	0	12
O'Connell, Tom	2	0	0	0	0/0	0	0	0/0	0	12
Ratterman, George	1	0	0	0	0/0	0	0	0/0	0	6
Paul, Don	0	0	0	1	0/0	0	0	0/0	0	6
Konz, Ken	0	0	1	0	0/0	0	0	0/0	0	6
Kinard, Billy	1	0	0	0	0/0	0	0	0/0	0	6
Noll, Chuck	0	0	0	1	0/0	0	0	0/0	0	6
Lavelli, Dante	0	1	0	0	0/0	0	0	0/0	0	6
Brewster, Darrel	0	1	0	0	0/0	0	0	0/0	0	6
Wren, Junior	0	0	0	0	0/0	0	0	0/0	1	2
Team	0	0	0	0	0/1	0	0	0/0	0	0
Browns	8	8	1	2	18/19	0	0	11/20	1	167
Opponents	13	7	1	0	21/21	0	0	10/18	0	177

RUSHING	NO	YDS	AVG	LG	TD
Carpenter, Preston	188	756	4.0	30	0
Modzelewski, Ed	96	413	4.3	23	2
Morrison, Fred	83	340	4.1	41	1
Bassett, Maurice	41	129	3.1	12	1
O'Connell, Tom	24	40	1.7	11	2
Parilli, Vito	18	65	3.6	19	0
Ratterman, George	7	9	1.3	5	1
Renfro, Ray	4	24	6.0	10	0
Smith, Jim Ray	2	10	5.0	7	0
Quinlan, Volney	2	4	2.0	3	0
Kinard, Billy	1	27	27.0	27t	1
Browns	466	1,817	3.9	41	8
Opponents	463	2,032	4.4	70t	13

RECEIVING	NO	YDS	AVG	LG	TD
Brewster, Darrel	28	417	14.9	41	1
Lavelli, Dante	20	344	17.2	68t	1
Renfro, Ray	17	325	19.1	46t	4
Carpenter, Preston	16	124	7.8	34	0
Modzelewski, Ed	10	27	2.7	6	0
Morrison, Fred	6	29	4.8	10	1
Quinlan, Volney	4	63	15.8	31	0
Bassett, Maurice	4	29	7.3	31t	1
Browns	105	1,358	12.9	68t	8
Opponents	107	1,215	11.4	75t	7

INTERCEPTIONS	NO	YDS	AVG	LG	TD
Paul, Don	7	190	27.1	42	1
Konz, Ken	4	34	8.5	28	0
Lahr, Warren	3	33	11.0	18	0
Noll, Chuck	1	13	13.0	13	0
Fiss, Galen	1	4	4.0	4	0
Colo, Don	1	0	0.0	0	0
Wren, Junior	1	0	0.0	0	0
Browns	18	274	15.2	42	1
Opponents	18	279	15.5	38	0

PUNTING	NO	YDS	AVG	IN20	TB	LG	BLK
Morrison, Fred	38	1,561	41.1	0	7	70	0
Gillom, Horace	12	536	44.7	0	0	53	0
Browns	50	2,097	41.9	0	7	70	0
Opponents	59	2,400	40.7	0	4	57	0

PUNT RETURNS	NO	FC	YDS	AVG	LG	TD
Konz, Ken	13	0	187	14.4*	65t	1
Paul, Don	17	0	103	6.1	17	0
Carpenter, Preston	1	0	18	18.0	18	0
Quinlan, Volney	10	0	9	0.9	5	0
Browns	41	0	317	7.7	65t	1
Opponents	26	0	137	5.3	31	0

KICKOFF RETURNS	NO	YDS	AVG	LG	TD
Carpenter, Preston	15	381	25.4	42	0
Quinlan, Volney	9	219	24.3	50	0
Kinard, Billy	7	196	28.0	56	0
Morrison, Fred	1	17	17.0	17	0
Smith, Jim Ray	1	14	14.0	14	0
Weber, Charles	1	3	3.0	3	0
Browns	34	830	24.4	56	0
Opponents	33	819	24.8	57	0

PASSING	ATT	CMP	YDS	PCT	AV/AT	TD	TD%	INT	INT%	LG	TKLD	RATING
O'Connell, Tom	96	42	551	43.8	5.74	4	4.2	8	8.3	62	0/41	41.6
Parilli, Vito	49	24	409	49.0	8.35	3	6.1	7	14.3	68t	0/63	58.5
Ratterman, George	57	39	398	68.4	6.98	1	1.8	3	5.3	46t	0/79	72.1
Browns	202	105	1,358	52.0	6.72	8	4.0	18	8.9	68t	0/183	49.5
Opponents	226	107	1,215	47.3	5.38	7	3.1	18	8.0	75t	0/112	41.1

* Led NFL

1957 (9-2-1)

COACH: Paul Brown

1957 USUAL STARTING LINEUPS

OFFENSE

LE 88	Darrel Brewster
LT 76	Lou Groza
LG 62	H. Forester, 64 J. R. Smith
C 56	Art Hunter
RG 60	H. Bradley, 63 F. Robinson
RT 74	Mike McCormack
RE 40	Preston Carpenter
WR 26	Ray Renfro
QB 15	T. O'Connell, 16 M. Plum
RB 48	M. Campbell, 30 L. Carpenter
RB 32	Jim Brown

DEFENSE

LDE 84	Bill Quinlan
LDT 79	Bob Gain
RDT 70	Don Colo
RDE 80	Len Ford
LLB 65	Chuck Noll
MLB 50	Vince Costello
RLB 34	Walt Michaels
LCB 24	Warren Lahr
RCB 20	Don Paul
LS 22	Ken Konz
RS 42	Junior Wren

RADIO ANNOUNCERS:

Bill McColgan, Jim Graner (WGAR 1220 AM)

TELEVISION ANNOUNCERS:

Ken Coleman, Jimmy Dudley (WJW-Channel 8)

DATE	RESULT	OPPONENT	ATT
9/29	W, 6-3	New York Giants	58,095
10/5	W, 23-12	at Pittsburgh Steelers	35,570
10/13	W, 24-7	Philadelphia Eagles	53,493
10/20	L, 7-17	at Philadelphia Eagles	22,443
10/27	W, 17-7	at Chicago Cardinals	26,341
11/3	W, 21-17	Washington Redskins	52,936
11/10	W, 24-0	Pittsburgh Steelers	53,709
11/17	T, 30-30	at Washington Redskins	27,722
11/24	W, 45-31	Los Angeles Rams	65,407
12/1	W, 31-0	Chicago Cardinals	40,525
12/8	L, 7-20	at Detroit Lions	55,814
12/15	W, 34-28	at New York Giants	54,294

NFL CHAMPIONSHIP

12/29	L, 14-59	at Detroit Lions	55,263
-------	----------	------------------	--------

TEAM STATISTICS	BROWNS	OPPONENT
Total First Downs	180	164
Rushing	93	79
Passing	76	66
Penalty	11	19
Total Net Yards	3,670	2,802
Avg. Per Game	305.8	233.5
Total Plays	696	638
Avg. Per Play	5.3	4.4
Net Yards Rushing	1,958	1,502
Avg. Per Game	163.2	125.2
Total Rushes	501	396
Net Yards Passing	1,712	1,300
Avg. Per Game	142.7	108.3
Sacked/Yards Lost	0/161	0/211
Gross Yards	1,873	1,511
Attempts/Completions	195/108	242/105
Completion Pct.	55.4%	43.4%
Had Intercepted	14	19
Punts/Avg.	61/39.3	72/41.8
Net Punting Avg.	61/34.1	72/38.5
Penalties/Yards Lost	66/597	42/412
Fumbles/Ball Lost	19/10	20/12
Touchdowns	32	22
Rushing	19	11
Passing	12	8
Returns	1	3

SCORE BY PERIODS	1ST	2ND	3RD	4TH	OT	TOT
Browns	54	60	76	79	0	— 269
Opponents	27	57	30	58	0	— 172

SCORING	RU	PA	ST	DF	PAT	2RU	2PA	FG	SAF	TP
Groza, Lou	0	0	0	0	32/32	0	0	15/22	0	77^
Brown, Jim	9	1	0	0	0/0	0	0	0/0	0	60

PASSING	ATT	CMP	YDS	PCT	AV/AT
O'Connell, Tom	110	63	1,229*	57.3	11.17
Plum, Milt	76	41	590	53.9	7.76
Hanulak, Chet	2	1	32	50.0	16.00
Borton, John	6	3	22	50.0	3.67
Campbell, Milton	1	0	0	0.0	0.00
Browns	195	108	1,873	55.4	9.61
Opponents	242	105	1,511	43.4	6.24

Renfro, Ray	0	6	0	0	0/0	0	0	0/0	0	36
Carpenter, L.	4	0	0	0	0/0	0	0	0/0	0	24
Hanulak, Chet	3	0	0	0	0/0	0	0	0/0	0	18
Carpenter, P.	1	2	0	0	0/0	0	0	0/0	0	18
Brewster, D.	0	2	0	0	0/0	0	0	0/0	0	12
Campbell, M.	0	1	0	0	0/0	0	0	0/0	0	6
Reynolds, Billy	1	0	0	0	0/0	0	0	0/0	0	6
Paul, Don	0	0	0	1	0/0	0	0	0/0	0	6
O'Connell, Tom	1	0	0	0	0/0	0	0	0/0	0	6
Browns	19	12	0	1	32/32	0	0	15/22	0	269
Opponents	11	8	3	0	19/22	0	0	7/14	0	172

RUSHING	NO	YDS	AVG	LG	TD
Brown, Jim	202	942*	4.7	69†	9
Hanulak, Chet	125	375	3.0	64†	3
Carpenter, Lew	83	315	3.8	55	4
Reynolds, Billy	29	57	2.0	8	1
Plum, Milt	26	118	4.5	30	0
O'Connell, Tom	14	5	0.4	7	1
Modzelewski, Ed	10	21	2.1	5	0
Campbell, Milton	7	23	3.3	14	0
Carpenter, Preston	3	86	28.7	39	1
Renfro, Ray	2	22	11.0	16	0
McCormack, Mike	0	4	0.0	4	0
Browns	501	1,968	3.9	69†	19
Opponents	396	1,502	3.8	59	11

RECEIVING	NO	YDS	AVG	LG	TD
Brewster, Darrel	30	614	20.5	56	2
Carpenter, Preston	27	398	14.7	33	2
Renfro, Ray	21	589	28.0	65†	6
Brown, Jim	16	55	3.4	12	1
Carpenter, Lew	5	65	13.0	21	0
Clarke, Frank	4	77	19.3	43	0
Hanulak, Chet	3	38	12.7	19	0
Campbell, Milton	1	25	25.0	25†	1
Reynolds, Billy	1	12	12.0	12	0
Browns	108	1,873	17.3	65†	12
Opponents	105	1,511	14.4	63	8

INTERCEPTIONS	NO	YDS	AVG	LG	TD
Paul, Don	4	28	7.0	12	0
Konz, Ken	4	20	5.0	16	0
Freeman, Bob	3	46	15.3	25	0
Wren, Junior	2	73	36.5	43	0
Costello, Vince	2	19	9.5	12	0
Lahr, Warren	2	12	6.0	10	0
Fiss, Galen	1	15	15.0	15	0
Michaels, Walt	1	10	10.0	6	0
Browns	19	223	11.7	43	0
Opponents	14	141	10.1	65†	1

PUNTING	NO	YDS	AVG	IN20	TB	LG	BLK
Konz, Ken	61	2,396	39.3	0	3	63	1
Browns	61	2,396	39.3	0	3	63	1
Opponents	72	3,006	41.8	0	1	63	0

PUNT RETURNS	NO	FC	YDS	AVG	LG	TD
Reynolds, Billy	24	0	114	4.8	23	0
Paul, Don	9	0	75	8.3	32	0
Hanulak, Chet	11	0	29	2.6	11	0
Konz, Ken	3	0	13	4.3	7	0
Robinson, Fred	1	0	0	0.0	0	0
Browns	48	0	231	4.8	32	0
Opponents	47	0	315	6.7	58†	1

KICKOFF RETURNS	NO	YDS	AVG	LG	TD
Campbell, Milton	11	263	23.9	36	0
Reynolds, Billy	7	152	21.7	29	0
Brown, Jim	6	136	22.7	29	0
Modzelewski, Ed	5	74	14.8	18	0
Clarke, Frank	2	22	11.0	13	0
Carpenter, Lew	1	24	24.0	24	0
Freeman, Bob	1	15	15.0	15	0
Browns	33	686	20.8	36	0
Opponents	42	917	21.8	50	0

* Led NFL
^ Tied NFL Lead

STAFF PLAYERS 2021 SEASON HISTORY RECORDS GAME DAY

1958 (9-3)

COACH: Paul Brown

1958 USUAL STARTING LINEUPS

OFFENSE

LE 88	D. Brewster, 82 F. Clarke
LT 76	Lou Groza
LG 64	Jim Ray Smith
C 56	Art Hunter
RG 65	Chuck Noll
RT 74	Mike McCormack
78	Willie McClung
RE 40	Preston Carpenter
WR 26	Ray Renfro
QB 16	Milt Plum
RB 49	Bobby Mitchell
30	Low Carpenter
RB 32	Jim Brown

DEFENSE

LDE 86	Paul Wiggin
89	Willie Davis
LDT 79	Bob Gain
RDT 70	Don Colo
RDE 84	Bill Quinlan
89	Willie Davis
LLB 35	Galen Fiss
MLB 50	Vinco Costello
RLB 34	Walt Michaels
LCB 24	Warren Lahr
18	Bob Freeman
RCB 20	Don Paul
LS 22	Ken Konz
RS 42	Junior Wren

RADIO ANNOUNCERS:

Bill McColan, Jim Graner (WGAR 1220 AM)

TELEVISION ANNOUNCERS:

Ken Coleman, Jimmy Dudley (WJW-Channel 8)

DATE	RESULT	OPPONENT	ATT
9/28	W, 30-27	at Los Angeles Rams	69,993
10/5	W, 45-12	at Pittsburgh Steelers	31,130
10/12	W, 35-28	Chicago Cardinals	65,403
10/19	W, 27-10	Pittsburgh Steelers	66,852
10/26	W, 38-24	at Chicago Cardinals	30,933
11/2	L, 17-21	New York Giants	78,404
11/9	L, 10-30	Detroit Lions	75,563
11/16	W, 20-10	at Washington Redskins	32,372
11/23	W, 28-14	Philadelphia Eagles	51,319
11/30	W, 21-14	Washington Redskins	33,240
12/7	W, 21-14	at Philadelphia Eagles	36,773
12/14	L, 10-13	at New York Giants	63,192

PLAYOFFS

12/21	L 0-10	at New York Giants	61,174
-------	--------	--------------------	--------

TEAM STATISTICS

	BROWNS	OPPONENT
Total First Downs	206	201
Rushing	127	82
Passing	71	104
Penalty	8	15
Total Net Yards	4,107	3,660
Avg. Per Game	342.3	305.0
Total Plays	681	681
Avg. Per Play	6.0	5.4
Net Yards Rushing	2,526	1,448
Avg. Per Game	210.5	120.7
Total Rushes	475	369
Net Yards Passing	1,581	2,212
Avg. Per Game	131.8	184.3
Sacked/Yards Lost	0/177	0/175
Gross Yards	1,758	2,387
Attempts/Completions	206/110	312/162
Completion Pct.	53.4%	51.9%
Had Intercepted	14	16
Punts/Avg.	51/41.2	55/42.7
Net Punting Avg.	51/39.3	55/36.9
Penalties/Yards Lost	59/554	37/347
Fumbles/Ball Lost	14/8	27/18
Touchdowns	40	26
Rushing	24	6
Passing	12	20
Returns	4	0

SCORE BY PERIODS

	1ST	2ND	3RD	4TH	OT	TOT
Browns	90	82	42	88	0	302
Opponents	41	89	48	39	0	217

SCORING	RU	PA	ST	DF	PAT	2RU	2PA	FG	SAF	TP
Brown, Jim	17	1	0	0	0/0	0	0	0/0	0	108*
Groza, Lou	0	0	0	0	36/38	0	0	8/19	0	60
Mitchell, Bobby	1	3	2	0	0/0	0	0	0/0	0	36
Renfro, Ray	0	6	0	0	0/0	0	0	0/0	0	36
Plum, Milt	4	0	0	0	2/2	0	0	0/0	0	26
Carpenter, Larry	2	0	0	0	0/0	0	0	0/0	0	12
Brewster, Darrel	0	1	0	0	0/0	0	0	0/0	0	6
Bolden, Leroy	0	0	1	0	0/0	0	0	0/0	0	6
Carpenter, Preston	0	1	0	0	0/0	0	0	0/0	0	6
Konz, Ken	0	0	0	1	0/0	0	0	0/0	0	6
Browns	24	12	3	1	38/40	0	0	8/19	0	302
Opponents	6	20	0	0	26/26	0	0	11/23	1	217

RUSHING

	NO	YDS	AVG	LG	TD
Brown, Jim	257	1,527*	5.9	65t	17*
Mitchell, Bobby	80	500	6.3	63t	1
Carpenter, Lew	73	308	4.2	30	2
Plum, Milt	37	127	3.4	22	4
Bolden, Leroy	15	55	3.7	15	0
Renfro, Ray	3	17	5.7	12	0
Modzelewski, Ed	3	8	2.7	3	0
Carpenter, Preston	3	2	0.7	22	0
Freeman, Bob	2	1	0.5	9	0
Ninowski, Jim	2	1	0.5	7	0
Browns	475	2,546	5.4	65t	24
Opponents	369	1,448	3.9	40	6

RECEIVING

	NO	YDS	AVG	LG	TD
Carpenter, Preston	29	474	16.3	74	1
Renfro, Ray	24	573	23.9	52	6
Brewster, Darrel	16	294	18.4	38	1
Brown, Jim	16	138	8.6	46	1
Mitchell, Bobby	16	131	8.2	25	3
Carpenter, Lew	5	47	9.4	18	0
Clarke, Frank	3	91	30.3	34	0
Modzelewski, Ed	1	10	10.0	10	0
Browns	110	1,758	16.0	74	12
Opponents	162	2,387	14.7	91t	20

INTERCEPTIONS

	NO	YDS	AVG	LG	TD
Konz, Ken	4	123	30.8	46t	1
Paul, Don	4	80	20.0	36	0
Wren, Junior	3	36	12.0	29	0
Freeman, Bob	3	21	7.0	19	0
Lahr, Warren	1	25	25.0	25	0
Shofner, Jim	1	0	0.0	0	0
Browns	16	285	17.8	46t	1
Opponents	14	134	9.6	31	0

PUNTING

	NO	YDS	AVG	IN20	TB	LG	BLK
Deschaine, Dick	50	2,063	41.3	0	1	63	0
Wren, Junior	1	38	38.0	0	0	38	0
Browns	51	2,101	41.2	0	1	63	0
Opponents	55	2,349	42.7	0	1	63	0

PUNT RETURNS

	NO	FC	YDS	AVG	LG	TD
Mitchell, Bobby	14	0	165	11.8	68t	1
Konz, Ken	18	0	143	7.9	38	0
Shofner, Jim	4	0	10	2.5	10	0
Paul, Don	2	0	0	0.0	0	0
Wren, Junior	1	0	0	0.0	0	0
Browns	39	0	318	8.2	68t	1
Opponents	38	0	95	2.5	23	0

KICKOFF RETURNS

	NO	YDS	AVG	LG	TD
Mitchell, Bobby	18	454	25.2	98t	1
Bolden, Leroy	14	362	25.9	102t	1
Brown, Jim	3	74	24.7	35	0
Carpenter, Lew	1	18	18.0	18	0
McClung, Willie	1	0	0.0	0	0
Paul, Don	1	0	0.0	0	0
Browns	38	908	23.9	102t	2
Opponents	48	1,045	21.8	50	0

PASSING	ATT	CMP	YDS	PCT	AV/AT	TD	TD%	INT	INT%	LG	TKLD	RATING
Plum, Milt	189	102	1,619	54.0	8.57	11	5.8	11	5.8	74	0/145	77.9
Ninowski, Jim	17	8	139	47.1	8.18	1	5.9	3	17.6	34	0/32	55.4
Browns	206	110	1,758	53.4	8.53	12	5.8	14	6.8	74	0/177	73.2
Opponents	312	162	2,387	51.9	7.65	20	6.4	16	5.1	91t	0/175	77.2

* Led NFL

1959 (7-5)

COACH: Paul Brown

1959 USUAL STARTING LINEUPS

OFFENSE

LE 40	Preston Carpenter
LT 76	L. Groza, 77 W. Davis
LG 64	Jim Ray Smith
C 56	Art Hunter
RG 66	Gene Hickerson
RT 74	Mike McCormack
70	Francis O'Brien
RE 86	Bill Howton
WR 26	Ray Renfro
QB 16	Milt Plum
RB 49	Bobby Mitchell
RB 32	Jim Brown

DEFENSE

LDE 79	Bob Gain
LDT 78	Willie McCung
RDT 72	Sid Youngelman
RDE 80	Paul Wiggin
LLB 35	Galen Fiss
MLB 50	Vince Costello
RLB 34	Walt Michaels
LCB 30	Bernie Parrish
RCB 44	Jim Shofner
LS 24	Warren Lahr
RS 42	Junior Wren

RADIO ANNOUNCERS:

Bill McColgan, Jim Graner (WGAR 1220 AM)

TELEVISION ANNOUNCERS:

Ken Coleman, Jimmy Dudley (WJW-Channel 8)

DATE	RESULT	OPPONENT	ATT
9/26	L, 7-17	at Pittsburgh Steelers	33,844
10/4	W, 34-7	at Chicago Cardinals	19,935
10/11	L, 6-10	New York Giants	65,534
10/18	W, 17-7	Chicago Cardinals	46,422
10/25	W, 34-7	Washington Redskins	42,732
11/1	W, 38-31	at Baltimore Colts	57,557
11/8	W, 28-7	Philadelphia Eagles	58,275
11/15	W, 31-17	at Washington Redskins	32,266
11/22	L, 20-21	Pittsburgh Steelers	68,563
11/29	L, 20-21	San Francisco 49ers	56,854
12/6	L, 7-48	at New York Giants	68,436
12/13	W, 28-21	at Philadelphia Eagles	45,952

TEAM STATISTICS	BROWNS	OPPONENT
Total First Downs	234	205
Rushing	118	75
Passing	109	115
Penalty	7	15
Total Net Yards	4,015	3,764
Avg. Per Game	334.6	313.7
Total Plays	733	679
Avg. Per Play	5.5	5.5
Net Yards Rushing	2,149	1,422
Avg. Per Game	179.1	118.5
Total Rushes	457	360
Net Yards Passing	1,866	2,342
Avg. Per Game	155.5	195.2
Sacked/Yards Lost	0/167	0/115
Gross Yards	2,033	2,457
Attempts/Completions	276/159	319/168
Completion Pct.	57.6%	52.7%
Had Intercepted	9	18
Punts/Avg.	50/37.1	50/42.4
Net Punting Avg.	50/36.3	50/38.2
Penalties/Yards Lost	36/329	32/285
Fumbles/Ball Lost	8/5	20/12
Touchdowns	37	28
Rushing	20	9
Passing	14	17
Returns	3	2

SCORE BY PERIODS	1ST	2ND	3RD	4TH	OT	TOT
Browns	65	72	44	89	0	270
Opponents	17	94	65	38	0	214

PASSING	ATT	CMP	YDS	PCT	AV/AT	TD	TD%	INT	INT%	LG	TKLD	RATNG
Plum, Milt	266	156	1,992	58.6	7.49	14	5.3	8	3.0	76t	0/157	87.2
Ninowski, Jim	10	3	41	30.0	4.10	0	0.0	1	10.0	20	0/10	4.6
Browns	276	159	2,033	57.6	7.37	14	5.1	9	3.3	76t	0/167	84.1
Opponents	319	168	2,457	52.7	7.70	17	5.3	18	5.6	71	0/115	72.3

SCORING	RU	PA	ST	DF	PAT	2RU	2PA	FG	SAF	TP
Brown, Jim	14	0	0	0	0/0	0	0	0/0	0	84
Mitchell, B.	5	4	1	0	0/0	0	0	0/0	0	60
Groza, Lou	0	0	0	0	33/37	0	0	5/16	0	48
Renfro, Ray	0	6	0	0	0/0	0	0	0/0	0	36
Carpenter, P.	0	2	0	0	0/0	0	0	0/0	0	12
Howton, Billy	0	1	0	0	0/0	0	0	0/0	0	6
Wren, Junior	0	0	0	1	0/0	0	0	0/0	0	6
Modzelewski, E.	0	1	0	0	0/0	0	0	0/0	0	6
Parrish, Bernie	0	0	0	1	0/0	0	0	0/0	0	6
Plum, Milt	1	0	0	0	0/0	0	0	0/0	0	6
Browns	20	14	1	2	33/37	0	0	5/16	0	270
Opponents	9	17	2	0	28/28	0	0	6/13	0	214

RUSHING	NO	YDS	AVG	LG	TD
Brown, Jim	290	1,329*	4.6	70t	14*
Mitchell, Bobby	131	743	5.7	90t	5
Plum, Milt	21	20	1.0	17	1
Modzelewski, Ed	6	18	3.0	5	0
Bolden, Leroy	4	11	2.8	9	0
Placek, Bob	3	13	4.3	6	0
Ninowski, Jim	1	11	11.0	11	0
Carpenter, Preston	1	4	4.0	4	0
Browns	457	2,149	4.7	90t	20
Opponents	360	1,422	4.0	65	7

RECEIVING	NO	YDS	AVG	LG	TD
Howton, Billy	39	510	13.1	36t	1
Mitchell, Bobby	35	351	10.0	76t	4
Renfro, Ray	30	528	17.6	70t	6
Carpenter, Preston	24	372	15.5	43t	2
Brown, Jim	24	190	7.9	25	0
Clarke, Frank	3	44	14.7	20	0
Modzelewski, Ed	3	18	6.0	13	1
Plum, Milt	1	20	20.0	20	0
Browns	159	2,033	12.8	76t	14
Opponents	168	2,457	14.6	71	17

INTERCEPTIONS	NO	YDS	AVG	LG	TD
Parrish, Bernie	5	83	16.6	37t	1
Wren, Junior	5	39	7.8	22	0
Shofner, Jim	2	50	25.0	30	0
Noll, Chuck	2	5	2.5	5	0
Konz, Ken	1	35	35.0	21	0
Fiss, Galen	1	9	9.0	9	0
Michaels, Walt	1	7	7.0	7	0
Lahr, Warren	1	0	0.0	0	0
Costello, Vince	0	14	0.0	14	0
Browns	18	242	13.4	37t	1
Opponents	9	139	15.4	32	1

PUNTING	NO	YDS	AVG	IN20	TB	LG	BLK
Wren, Junior	27	996	36.9	0	1	55	0
Shofner, Jim	23	860	37.4	0	1	48	0
Browns	50	1,856	37.1	0	2	55	0
Opponents	50	2,121	42.4	0	5	62	0

PUNT RETURNS	NO	FC	YDS	AVG	LG	TD
Mitchell, Bobby	17	0	177	10.4	78t	1
Konz, Ken	9	0	34	3.8	11	0
Browns	26	0	211	8.1	78t	1
Opponents	32	0	39	1.2	11	0

KICKOFF RETURNS	NO	YDS	AVG	LG	TD
Mitchell, Bobby	11	236	21.5	31	0
Bolden, Leroy	9	170	18.9	38	0
Brown, Jim	4	88	22.0	29	0
Modzelewski, Ed	4	37	9.3	19	0
Noll, Chuck	1	20	20.0	20	0
Browns	29	551	19.0	38	0
Opponents	38	734	19.3	46	0

* Led NFL

1960 (8-3-1)

COACH: Paul Brown

1960 USUAL STARTING LINEUPS

OFFENSE

LE	88	Rich Kreitling
LT	77	Dick Schafrath
LG	64	Jim Ray Smith
C	56	John Morrow
RG	66	Gene Hickerson
RT	74	Mike McCormack
RE	86	Gern Nagler
	88	Rich Kreitling
WR	26	R. Renfro, 81 L. Clarke
QB	16	Mit Plum
RB	49	Bobby Mitchell
RB	32	Jim Brown

DEFENSE

LE	84	Paul Wiggin
	82	Jim Houston
LT	79	Bob Gain
RT	72	Floyd Peters
RE	80	Jim Marshall
	84	Paul Wiggin
LLB	35	Galen Fiss
MLB	50	Vince Costello
RLB	34	Walt Michaels
LCB	30	Bernie Parrish
RCB	44	Jim Shofner
LS	46	Don Fleming
RS	22	Richard Mostardi
	24	Bobby Franklin

RADIO ANNOUNCERS:

Bill McCoolgan, Jim Graner (WGAR 1220 AM)

TELEVISION ANNOUNCERS:

Ken Coleman, Jimmy Dudley (WJW-Channel 8)

DATE	RESULT	OPPONENT	ATT
9/25	W, 41-24	at Philadelphia Eagles	56,303
10/2	W, 28-20	Pittsburgh Steelers	67,692
10/16	W, 48-7	at Dallas Cowboys	28,500
10/23	L, 29-31	Philadelphia Eagles	64,850
10/30	W, 31-10	at Washington Redskins	32,086
11/6	L, 13-17	New York Giants	82,872
11/13	W, 28-27	St. Louis Cardinals	49,192
11/20	L, 10-14	at Pittsburgh Steelers	35,215
11/27	T, 17-17	at St. Louis Cardinals	26,146
12/4	W, 27-16	Washington Redskins	35,211
12/11	W, 42-0	Chicago Bears	38,155
12/15	W, 48-34	at New York Giants	56,517
PLAYOFF BOWL			
1/7	L, 16-17	Detroit Lions (at Miami)	34,981

TEAM STATISTICS	BROWNS	OPPONENT
Total First Downs	219	208
Rushing	107	92
Passing	96	102
Penalty	16	14
Total Net Yards	3,974	3,806
Avg. Per Game	331.2	317.2
Total Plays	647	724
Avg. Per Play	6.1	5.3
Net Yards Rushing	1,930	1,643
Avg. Per Game	160.8	136.9
Total Rushes	383	405
Net Yards Passing	2,044	2,163
Avg. Per Game	170.3	180.3
Sacked/Yards Lost	0/299	0/207
Gross Yards	2,343	2,370
Attempts/Completions	264/160	319/163
Completion Pct.	60.6%	51.1%
Had Intercepted	5	31
Punts/Avg.	55/42.0	46/45.0
Net Punting Avg.	55/38.7	46/40.5
Penalties/Yards Lost	49/534	48/526
Fumbles/Ball Lost	20/12	27/14
Touchdowns	47	26
Rushing	18	10
Passing	22	15
Returns	7	1

SCORE BY PERIODS	1ST	2ND	3RD	4TH	OT	TOT
Browns	59	150	58	95	0	— 362
Opponents	41	60	48	68	0	— 217

SCORING	RU	PA	ST	DF	PAT	2RU	2PA	FG	SAF	TP
Baker, Sam	0	0	0	0	44/46	0	0	12/20	0	80
Mitchell, B.	5	6	1	0	0/0	0	0	0/0	0	72
Brown, Jim	9	2	0	0	0/0	0	0	0/0	0	66

PASSING	ATT	CMP	YDS	PCT	AV/AT	TD	TD%	INT	INT%	LG	TKLD	RATING
Plum, Mit	250	151	2,297*	60.4	9.19	21	8.4	5	2.0	86t	0/275	110.4
Dawson, Len	13	8	23	61.5	1.77	0	0.0	0	0.0	23	0/24	65.9
Mitchell, Bobby	1	1	23	100.0	23.00	1	100.0	0	0.0	23t	0/0	158.3
Browns	264	160	2,343	60.6	8.88	22	8.3	5	1.9	86t	0/299	109.5
Opponents	319	163	2,370	51.1	7.43	15	4.7	31	9.7	70t	0/207	51.7

Renfro, Ray	0	4	0	0	0/0	0	0	0/0	0	24
Clarke, Leon	0	4	0	0	0/0	0	0	0/0	0	24
Kreitling, Rich	0	3	0	0	0/0	0	0	0/0	0	18
Nagler, Gern	0	3	0	0	0/0	0	0	0/0	0	18
Franklin, Bobby	0	0	0	2	0/0	0	0	0/0	0	12
Plum, Mit	2	0	0	0	0/0	0	0	0/0	0	12
Parrish, Bernie	0	0	0	1	0/0	0	0	0/0	0	6
Caleb, Jamie	1	0	0	0	0/0	0	0	0/0	0	6
Stephens, Larry	0	0	0	1	0/0	0	0	0/0	0	6
Gain, Bob	0	0	0	1	0/0	0	0	0/0	0	6
Wiggin, Paul	0	0	0	1	0/0	0	0	0/0	0	6
Gault, Prentice	1	0	0	0	0/0	0	0	0/0	0	6
Team	0	0	0	0	0/1	0	0	0/0	0	0
Browns	18	22	1	6	44/47	0	0	12/20	0	362
Opponents	10	15	1	0	25/26	0	0	12/21	0	217

RUSHING	NO	YDS	AVG	LG	TD
Brown, Jim	215	1,257*	5.8	71t	9
Mitchell, Bobby	111	506	4.6	50	5
Gault, Prentice	28	159	5.7	23	1
Plum, Mit	17	-24	-1.4	7	2
Caleb, Jamie	8	60	7.5	30	1
Kreitling, Rich	2	-17	-8.5	-2	0
Dawson, Len	1	0	0.0	0	0
Baker, Sam	1	-11	-11.0	-11	0
Browns	383	1,930	5.0	71t	18
Opponents	405	1,643	4.1	57	10

RECEIVING	NO	YDS	AVG	LG	TD
Mitchell, Bobby	45	612	13.6	69t	6
Nagler, Gern	36	616	17.1	53t	3
Renfro, Ray	24	378	15.8	66t	4
Brown, Jim	19	204	10.7	37t	2
Kreitling, Rich	16	316	19.8	69t	3
Clarke, Leon	11	184	16.7	86t	4
Caleb, Jamie	5	-18	-3.6	2	0
Murphy, Fred	2	36	18.0	23	0
Gault, Prentice	1	10	10.0	10	0
Williams, A.D.	1	5	5.0	5	0
Browns	160	2,343	14.6	86t	22
Opponents	163	2,370	14.5	70t	15

INTERCEPTIONS	NO	YDS	AVG	LG	TD
Franklin, Bobby	8	131	16.4	37t	2
Shofner, Jim	8	75	9.4	23	0
Parrish, Bernie	6	98	39.7	92t	1
Fleming, Don	5	85	17.0	30	0
Stephens, Larry	1	34	34.0	34t	1
Gain, Bob	1	22	22.0	22t	1
Wiggin, Paul	1	20	20.0	20t	1
Fiss, Galen	1	19	19.0	10	0
Browns	31	624	20.1	92t	6
Opponents	5	58	11.6	30	1

PUNTING	NO	YDS	AVG	IN20	TB	LG	BLK
Baker, Sam	55	2,309	42.0	0	2	64	0
Browns	55	2,309	42.0	0	2	64	0
Opponents	46	2,072	45.0	0	8	75	0

PUNT RETURNS	NO	FC	YDS	AVG	LG	TD
Shofner, Jim	11	0	105	9.5	36	0
Mitchell, Bobby	9	0	101	11.2	34	0
Franklin, Bobby	1	0	2	2.0	2	0
Browns	21	0	208	9.9	36	0
Opponents	24	0	178	7.4	46	0

KICKOFF RETURNS	NO	YDS	AVG	LG	TD
Mitchell, Bobby	17	432	25.4	90t	1
Brown, Jim	14	300	21.4	33	0
Caleb, Jamie	5	90	18.0	21	0
Gault, Prentice	3	47	15.7	19	0
Parrish, Bernie	2	0	0.0	0	0
Franklin, Bobby	1	23	23.0	23	0
Fleming, Don	1	8	8.0	8	0
Stephens, Larry	1	0	0.0	0	0
Fichtner, Ross	1	0	0.0	0	0
Browns	45	900	20.0	90t	1
Opponents	62	1,177	19.0	55	0

* Led NFL

1961 (8-5-1)

COACH: Paul Brown

1961 USUAL STARTING LINEUPS

OFFENSE

LE	88	Rich Kreitling
	42	Bob Crespino
LT	77	Dick Schafrath
LG	64	Jim Ray Smith
C	56	John Morrow
RG	60	John Wooten
RT	74	Mike McCormack
RE	86	Gern Nagler
WR	26	Ray Renfro
QB	16	Milt Plum
RB	49	Bobby Mitchell
	22	Tom Watkins
RB	32	Jim Brown

DEFENSE

LDE	82	Jim Houston
LDT	79	Bob Gain
RDT	72	Floyd Peters
RDE	68	Larry Stephens
RDE	84	Paul Wiggin
LLB	50	V. Costello, 35 G. Fiss
MLB	52	Dave Lloyd
RLB	34	Walt Michaels
LCB	30	Bernie Parrish
RCB	44	Jim Shofner
LS	46	Don Fleming
RS	24	Bobby Franklin

RADIO ANNOUNCERS:

Gib Shanley, Les Clark (WGAR 1220 AM)

TELEVISION ANNOUNCERS:

Ken Coleman, Cliff Lewis (WJW-Channel 8)

DATE	RESULT	OPPONENT	ATT
9/17	L, 20-27	at Philadelphia Eagles	60,671
9/24	W, 20-17	St. Louis Cardinals	50,443
10/1	W, 25-7	Dallas Cowboys	43,638
10/8	W, 31-7	Washington Redskins	46,186
10/15	L, 17-49	Green Bay Packers	75,042
10/22	W, 30-28	at Pittsburgh Steelers	29,266
10/29	W, 21-10	at St. Louis Cardinals	26,696
11/5	L, 13-17	Pittsburgh Steelers	62,723
11/12	W, 17-6	at Washington Redskins	28,975
11/19	W, 45-24	Philadelphia Eagles	68,399
11/26	L, 21-37	New York Giants	80,455
12/3	W, 38-17	at Dallas Cowboys	23,500
12/10	L, 14-17	at Chicago Bears	38,717
12/17	T, 7-7	at New York Giants	61,084

TEAM STATISTICS

	BROWNS	OPPONENT
Total First Downs	246	243
Rushing	116	87
Passing	120	146
Penalty	10	10
Total Net Yards	4,537	4,131
Avg. Per Game	324.1	295.1
Total Plays	796	769
Avg. Per Play	5.7	5.4
Net Yards Rushing	2,163	1,605
Avg. Per Game	154.5	114.6
Total Rushes	476	411
Net Yards Passing	2,374	2,526
Avg. Per Game	169.6	180.4
Sacked/Yards Lost	0/164	0/305
Gross Yards	2,538	2,831
Attempts/Completions	320/185	358/200
Completion Pct.	57.8%	55.9%
Had Intercepted	13	20
Punts/Avg.	53/43.3	54/42.9
Net Punting Avg.	53/39.3	54/37.6
Penalties/Yards Lost	47/455	38/367
Fumbles/Ball Lost	28/20	23/18
Touchdowns	39	34
Rushing	15	16
Passing	20	16
Returns	4	2

SCORE BY PERIODS	1ST	2ND	3RD	4TH	OT	TOT
Browns	91	78	43	107	0	— 319
Opponents	41	62	57	110	0	— 270

SCORING	RU	PA	ST	DF	PAT	2RU	2PA	FG	SAF	TP
Groza, Lou	0	0	0	0	37/38	0	0	16/23	0	85

PASSING	ATT	CMP	YDS	PCT	AV/AT	TD	TD%	INT	INT%	LG	TKLD	RATING
Plum, Milt	302	177	2,416*	58.6	8.00	18	6.0	10	3.3	77t	0/145	90.3
Dawson, Len	15	7	85	46.7	5.67	1	6.7	3	20.0	17t	0/19	47.2
Brown, Jim	3	1	37	33.3	12.33	1	33.0	0	0.0	37t	0/0	120.8
Browns	320	185	2,538	57.8	7.93	20	6.3	13	4.1	77t	0/164	87.2
Opponents	358	200	2,831	55.9	7.91	16	4.5	20	5.6	88t	0/305	73.2

Mitchell, B.	5	3	2	0	0/0	0	0	0	0/0	0	60	
Brown, Jim	8	2	0	0	0/0	0	0	0	0/0	0	60	
Renfro, Ray	0	6	0	0	0/0	0	0	0	0/0	0	36	
Kreitling, Rich	0	3	0	0	0/0	0	0	0	0/0	0	18	
Clarke, Leon	0	2	0	0	0/0	0	0	0	0/0	0	12	
Watkins, Tom	0	1	0	0	0/0	0	0	0	0/0	0	6	
Franklin, B.	1	0	0	0	0/0	0	0	0	0/0	0	6	
Farrish, Bernie	0	0	0	1	0/0	0	0	0	0/0	0	6	
Plum, Milt	1	0	0	0	0/0	0	0	0	0/0	0	6	
Costello, Vince	0	0	0	1	0/0	0	0	0	0/0	0	6	
Ferguson, C.	0	1	0	0	0/0	0	0	0	0/0	0	6	
Nagler, Gern	0	1	0	0	0/0	0	0	0	0/0	0	6	
Crespino, Bob	0	1	0	0	0/0	0	0	0	0/0	0	6	
Team, Stat	0	0	0	0	0/1	0	0	0	0/0	0	0	
Browns	15	20	2	2	37/39	0	0	0	0	16/23	0	319
Opponents	16	16	2	0	33/34	0	0	0	0	11/29	0	270

RUSHING	NO	YDS	AVG	LG	TD
Brown, Jim	305	1,408*	4.6	38	8
Mitchell, Bobby	101	548	5.4	56t	5
Watkins, Tom	43	209	4.9	21	0
Plum, Milt	24	-17	-0.7	14	1
Franklin, Bobby	1	12	12.0	12t	1
Powell, Preston	1	5	5.0	5	0
Dawson, Len	1	-10	-10.0	-10	0
Kreitling, Rich	0	4	0.0	4	0
McCormack, Mike	0	4	0.0	4	0
Browns	476	2,163	4.5	56t	15
Opponents	411	1,605	3.9	47	16

RECEIVING	NO	YDS	AVG	LG	TD
Renfro, Ray	48	834	17.4	57	6
Brown, Jim	46	459	10.0	77t	2
Mitchell, Bobby	32	368	11.5	52t	3
Kreitling, Rich	21	229	10.9	19	3
Nagler, Gern	19	241	12.7	21t	1
Clarke, Leon	11	211	19.2	41t	2
Watkins, Tom	4	66	16.5	35	1
Ferguson, Charles	2	68	34.0	60t	1
Crespino, Bob	2	62	31.0	49	1
Browns	185	2,538	13.7	77t	20
Opponents	200	2,831	14.2	88t	16

INTERCEPTIONS	NO	YDS	AVG	LG	TD
Parrish, Bernie	7	40	5.7	15	0
Shofner, Jim	5	8	1.6	5	0
Fleming, Don	3	62	20.7	41	0
Franklin, Bobby	2	20	10.0	20	0
Michaels, Walt	2	17	8.5	15	0
Fiss, Galen	1	13	13.0	13	0
Browns	20	160	8.0	41	0
Opponents	13	302	23.2	50	1

PUNTING	NO	YDS	AVG	IN20	TB	LG	BLK
Baker, Sam	53	2,296	43.3	0	5	62	0
Browns	53	2,296	43.3	0	5	62	0
Opponents	54	2,314	42.9	0	5	68	0

PUNT RETURNS	NO	FC	YDS	AVG	LG	TD
Mitchell, Bobby	14	2	164	11.7	64t	1
Shofner, Jim	14	6	119	8.5	21	0
Browns	28	8	283	10.1	64t	1
Opponents	27	9	213	7.9	47	0

KICKOFF RETURNS	NO	YDS	AVG	LG	TD
Mitchell, Bobby	16	428	26.8	91t	1
Powell, Preston	16	321	20.1	36	0
Watkins, Tom	9	226	25.1	47	0
Baker, Sam	3	57	19.0	25	0
Brown, Jim	2	50	25.0	26	0
Stephens, Larry	1	15	15.0	15	0
Fichtner, Ross	1	11	11.0	11	0
Linden, Errol	1	5	5.0	5	0
Brewer, Johnny	1	2	2.0	2	0
Browns	50	1,115	22.3	91t	1
Opponents	56	1,465	26.2	105t	1

* Led NFL

1962 (7-6-1)

COACH: Paul Brown

1962 USUAL STARTING LINEUPS

OFFENSE

WR	88	Rich Kreitling
LT	77	Dick Schaffrath
LG	64	Jim Ray Smith
C	56	John Morrow
RG	60	John Wooten
	66	Gene Hickerson
RT	74	Mike McCormack
TE	83	J. Brewer, 81 L. Clarke
WR	26	Ray Renfro
QB	13	F. Ryan, 15 J. Ninowski
RB	49	T. Wilson, 36 C. Scales
RB	32	Jim Brown

DEFENSE

LDE	84	Paul Wiggins
LDT	79	Bob Gain
RDT	72	Floyd Peters
RDE	80	Bill Glass
LLB	35	Galen Fiss
MLB	50	Vince Costello
LCB	52	Mike Lucci
RCB	30	Bernie Parrish
RCB	44	Jim Shofner
LS	20	Ross Fichtner
RS	24	Bobby Franklin
	46	Don Fleming

RADIO ANNOUNCERS:

Gib Shanley, Ray Tannehill (WERE 1300 AM)

TELEVISION ANNOUNCERS:

Ken Coleman, Cliff Lewis (WJW-Channel 8)

DATE	RESULT	OPPONENT	ATT
9/16	W, 17-7	New York Giants	81,115
9/23	L, 16-17	Washington Redskins	57,491
9/30	L, 7-35	at Philadelphia Eagles	60,671
10/7	W, 19-10	Dallas Cowboys	44,040
10/14	L, 14-36	Baltimore Colts	80,132
10/21	W, 34-7	at St. Louis Cardinals	23,256
10/28	W, 41-14	at Pittsburgh Steelers	35,417
11/4	T, 14-14	Philadelphia Eagles	63,848
11/11	L, 9-17	at Washington Redskins	48,169
11/18	W, 38-14	St. Louis Cardinals	41,815
11/25	W, 35-14	Pittsburgh Steelers	53,601
12/2	L, 21-45	at Dallas Cowboys	24,226
12/9	L, 13-17	at New York Giants	62,794
12/15	W, 13-10	at San Francisco 49ers	35,274

TEAM STATISTICS	BROWNS	OPPONENT
Total First Downs	252	263
Rushing	105	122
Passing	133	125
Penalty	14	16
Total Net Yards	4,306	3,924
Avg. Per Game	307.6	280.3
Total Plays	784	807
Avg. Per Play	5.5	4.9
Net Yards Rushing	1,772	1,940
Avg. Per Game	126.6	138.6
Total Rushes	414	466
Net Yards Passing	2,534	1,984
Avg. Per Game	181.0	141.7
Sacked/Yards Lost	0/213	0/293
Gross Yards	2,747	2,277
Attempts/Completions	370/200	341/189
Completion Pct.	54.1%	55.4%
Had Intercepted	16	24
Punts/Avg.	45/42.8	56/40.6
Net Punting Avg.	45/40.1	56/38.6
Penalties/Yards Lost	56/600	53/547
Fumbles/Ball Lost	24/17	23/13
Touchdowns	36	34
Rushing	18	17
Passing	17	15
Returns	1	2

SCORE BY PERIODS	1ST	2ND	3RD	4TH	OT	TOT
Browns	50	79	60	102	0	291
Opponents	44	54	80	79	0	257

SCORING	RU	PA	ST	DF	PAT	2RU	2PA	FG	SAF	TP
Brown, Jim	13	5	0	0	0/0	0	0	0/0	0	108
Groza, Lou	0	0	0	0	33/35	0	0	14/31	0	75
Renfro, Ray	0	4	0	0	0/0	0	0	0/0	0	24
Kreitling, Rich	0	3	0	0	0/0	0	0	0/0	0	18
Scales, C.	3	0	0	0	0/0	0	0	0/0	0	18
Collins, Gary	0	2	0	0	0/0	0	0	0/0	0	12
Brewer, Johnny	0	2	0	0	0/0	0	0	0/0	0	12
Costello, Vince	0	0	0	1	0/0	0	0	0/0	0	6
Wilson, Tom	1	0	0	0	0/0	0	0	0/0	0	6
Green, Ernie	0	1	0	0	0/0	0	0	0/0	0	6
Ryan, Frank	1	0	0	0	0/0	0	0	0/0	0	6
Team, Stat	0	0	0	0	0/1	0	0	0/0	0	0
Browns	18	17	0	1	33/36	0	0	14/31	0	291
Opponents	17	15	2	0	32/34	0	0	7/14	0	257

RUSHING	NO	YDS	AVG	LG	TD
Brown, Jim	230	996	4.3	31	13
Scales, Charley	56	239	4.3	27	3
Wilson, Tom	46	141	3.1	17	1
Ryan, Frank	42	242	5.8	39	1
Green, Ernie	31	139	4.5	45	0
Ninowski, Jim	9	15	1.7	7	0
Browns	414	1,772	4.3	45	18
Opponents	466	1,940	4.2	27	17

RECEIVING	NO	YDS	AVG	LG	TD
Brown, Jim	47	517	11.0	53t	5
Kreitling, Rich	44	659	15.0	53	3
Renfro, Ray	31	638	20.6	65t	4
Brewer, Johnny	22	290	13.2	37	2
Green, Ernie	17	194	11.4	65	1
Collins, Gary	11	153	13.9	29	2
Clarke, Leon	10	106	10.6	22	0
Wilson, Tom	8	110	13.8	42	0
Scales, Charley	8	67	8.4	22	0
Crespino, Bob	2	13	6.5	9	0
Browns	200	2,747	13.7	65t	17
Opponents	189	2,277	12.0	50t	15

INTERCEPTIONS	NO	YDS	AVG	LG	TD
Fichtner, Ross	7	76	10.9	31	0
Shofner, Jim	4	86	21.5	35	0
Fiss, Galen	4	81	20.3	40	0
Costello, Vince	3	40	13.3	22	0
Parrish, Bernie	2	37	18.5	37	0
Fleming, Don	2	13	6.5	13	0
Franklin, Bobby	1	10	10.0	10	0
Peters, Floyd	1	9	9.0	9	0
Browns	24	352	14.7	40	0
Opponents	16	161	10.1	39	0

PUNTING	NO	YDS	AVG	IN20	TB	LG	BLK
Collins, Gary	45	1,926	42.8	0	4	64	0
Browns	45	1,926	42.8	0	4	64	0
Opponents	56	2,271	40.6	0	5	78	0

PUNT RETURNS	NO	FC	YDS	AVG	LG	TD
Cassady, Howard	7	3	47	6.7	13	0
Shofner, Jim	8	11	33	4.1	9	0
Green, Ernie	5	4	31	6.2	10	0
Browns	20	18	111	5.6	13	0
Opponents	15	16	121	8.1	38	0

KICKOFF RETURNS	NO	YDS	AVG	LG	TD
Green, Ernie	13	250	19.2	41	0
Wilson, Tom	11	307	27.9	46	0
Cassady, Howard	10	233	23.3	33	0
Scales, Charley	9	154	17.1	22	0
Tidmore, Sam	2	39	19.5	31	0
Collins, Gary	1	0	0.0	0	0
Browns	46	983	21.4	46	0
Opponents	49	1,098	22.4	66	0

PASSING	ATT	CMP	YDS	PCT	AVIAT	TD	TD%	INT	INT%	LG	TKLD	RATNG
Ryan, Frank	194	112	1,541	57.7	7.94	10	5.2	7	3.6	65t	0/156	85.4
Ninowski, Jim	173	87	1,178	50.3	6.81	7	4.0	8	4.6	53t	0/57	66.6
Brown, Jim	2	1	28	50.0	14.00	0	0.0	0	0.0	28	0/0	95.8
Scales, Charley	1	0	0	0.0	0.00	0	0.0	1	100.0	0	0/0	0.0
Browns	370	200	2,747	54.1	7.42	17	4.6	16	4.3	65t	0/213	75.4
Opponents	341	189	2,277	55.4	6.68	15	4.4	24	7.0	50t	0/293	61.4

1963 (10-4)

COACH: Blanton Collier

1963 USUAL STARTING LINEUPS

OFFENSE

WR 88	Rich Kreitling	DEFENSE	
LT 77	Dick Schafrath	LDE 84	Paul Wiggins
LG 60	John Wooten	LDT 79	Bob Gain
C 56	John Morrow	RDT 78	Frank Parrish
RG 66	Gene Hickerson	RDE 80	Bill Glass
RT 70	John Brown	LLB 82	Jim Houston
TE 83	Johnny Brewer	MLB 50	Vince Costello
WR 86	Gary Collins	RLB 35	Galen Fiss
QB 13	Frank Ryan	LCB 30	Bernie Parrish
RB 48	Ernie Green	RCB 44	Jim Shofner
34	Ken Webb	LS 23	Larry Benz
RB 32	Jim Brown	RS 20	Ross Fichtner

RADIO ANNOUNCERS:

Gib Shanley, Jim Graner (WERE 1300 AM)

TELEVISION ANNOUNCERS:

Ken Coleman, Warren Lehr (WJW-Channel 8)

DATE	RESULT	OPPONENT	ATT
9/15	W, 37-14	Washington Redskins	57,618
9/22	W, 41-24	at Dallas Cowboys	28,710
9/29	W, 20-6	Los Angeles Rams	54,713
10/5	W, 35-23	Pittsburgh Steelers	84,684
10/13	W, 35-24	at New York Giants	62,956
10/20	W, 37-7	Philadelphia Eagles	75,174
10/27	L, 6-33	New York Giants	84,213
11/3	W, 23-17	at Philadelphia Eagles	60,671
11/10	L, 7-9	at Pittsburgh Steelers	54,497
11/17	L, 14-20	St. Louis Cardinals	75,932
11/24	W, 27-17	Dallas Cowboys	55,096
12/1	W, 24-10	at St. Louis Cardinals	32,531
12/8	L, 10-38	at Detroit Lions	51,382
12/15	W, 27-20	at Washington Redskins	40,865

PLAYOFF BOWL

1/5	L, 23-40	G.B. Packers (at Miami)	54,921
-----	----------	-------------------------	--------

TEAM STATISTICS	BROWNS	OPPONENT
Total First Downs	252	242
Rushing	135	99
Passing	100	129
Penalty	17	14
Total Net Yards	4,856	4,126
Avg. Per Game	346.9	294.7
Total Plays	807	860
Avg. Per Play	6.0	4.8
Net Yards Rushing	2,639	1,651
Avg. Per Game	188.5	117.9
Total Rushes	460	423
Net Yards Passing	2,217	2,475
Avg. Per Game	158.4	176.8
Sacked/Yards Lost	25/232	29/243
Gross Yards	2,449	2,718
Attempts/Completions	322/164	408/208
Completion Pct.	50.9%	51.0%
Had Intercepted	20	22
Punts/Avg.	54/40.0	57/43.7
Net Punting Avg.	54/36.0	57/38.7
Penalties/Yards Lost	52/609	63/592
Fumbles/Ball Lost	25/17	13/10
Touchdowns	43	30
Rushing	15	10
Passing	27	16
Returns	1	4

SCORE BY PERIODS	1ST	2ND	3RD	4TH	OT	TOT
Browns	85	112	40	106	0	343
Opponents	60	91	60	51	0	262

PASSING	ATT	CMP	YDS	PCT	AVIAT	TD	TD%	INT	INT%	LG	TKLD	RATING
Ryan, Frank	256	135	2,038	52.7	7.96	25	9.8	13	5.1	83t	20/179	90.6
Ninowski, Jim	61	29	423	47.5	6.93	2	3.3	6	9.8	70	4/45	41.9
Brown, Jim	4	0	0	0.0	0.00	0	0.0	0	0.0	0	1/8	39.6
Groza, Lou	1	0	0	0.0	0.00	0	0.0	1	100.0	0	0/0	0.0
Browns	322	164	2,461	50.9	7.64	27	8.4	20	6.2	83t	25/232	78.4
Opponents	408	208	2,718	51.0	6.66	16	3.9	22	5.4	99t	29/243	62.9

* Led NFL

SCORING	RU	PA	ST	DF	PAT	2RU	2PA	FG	SAF	TP
Brown, Jim	12	3	0	0	0/0	0	0	0/0	0	90
Groza, Lou	0	0	0	0	40/43	0	0	15/23	0	85
Collins, Gary	0	13	0	0	0/0	0	0	0/0	0	78
Kreitling, Rich	0	6	0	0	0/0	0	0	0/0	0	36
Green, Ernie	0	3	0	0	0/0	0	0	0/0	0	18
Ryan, Frank	2	0	0	0	0/0	0	0	0/0	0	12
Crespino, Bob	0	1	0	0	0/0	0	0	0/0	0	6
Scales, C.	1	0	0	0	0/0	0	0	0/0	0	6
Renfro, Ray	0	1	0	0	0/0	0	0	0/0	0	6
Fichtner, Ross	0	0	0	1	0/0	0	0	0/0	0	6
Browns	15	27	0	1	40/43	0	0	15/23	0	343
Opponents	10	16	4	0	29/30	0	0	17/35	1	262

RUSHING	NO	YDS	AVG	LG	TD
Brown, Jim	291	1,863*	6.4	80t	12*
Green, Ernie	87	526	6.0	73	0
Ryan, Frank	62	224	3.6	25	2
Webb, Ken	12	58	4.8	19	0
Ninowski, Jim	5	-19	-3.8	2	0
Scales, Charley	2	-3	-1.5	2t	1
Franklin, Bobby	1	-10	-10.0	-10	0
Browns	460	2,639	5.7	80t	15
Opponents	423	1,651	3.9	32	10

RECEIVING	NO	YDS	AVG	LG	TD
Collins, Gary	43	674	15.7	49t	13
Brewer, Johnny	29	454	15.7	55	0
Green, Ernie	28	305	10.9	35	3
Brown, Jim	24	268	11.2	83t	3
Kreitling, Rich	22	386	17.5	45	6
Hutchinson, Tom	9	244	27.1	70	0
Renfro, Ray	4	82	20.5	39t	1
Crespino, Bob	2	22	11.0	18	1
Webb, Ken	2	2	1.0	5	0
Scales, Charley	1	13	13.0	13	0
Ryan, Frank	0	-1	0.0	-1	0
Browns	164	2,449	14.9	83t	27
Opponents	208	2,718	13.1	99t	16

INTERCEPTIONS	NO	YDS	AVG	LG	TD
Costello, Vince	7	118	16.9	31	0
Benz, Larry	7	114	16.3	38	0
Fichtner, Ross	2	75	37.5	39	1
Franklin, Bobby	2	26	13.0	14	0
Fiss, Galen	2	8	4.0	6	0
Wiggins, Paul	1	2	2.0	2	0
Houston, Jim	1	0	0.0	0	0
Browns	22	343	15.6	39	1
Opponents	20	317	15.9	55	1

PUNTING	NO	YDS	AVG	IN20	TB	LG	BLK
Collins, Gary	54	2,160	40.0	0	4	73	0
Browns	54	2,160	40.0	0	4	73	0
Opponents	57	2,492	43.7	0	3	69	0

PUNT RETURNS	NO	FC	YDS	AVG	LG	TD
Shorter, Jim	7	2	134	19.1	52	0
Green, Ernie	6	11	79	13.2	55	0
Shofner, Jim	9	2	41	4.6	15	0
Parrish, Bernie	3	1	31	10.3	21	0
Browns	25	16	285	11.4	55	0
Opponents	22	16	216	9.8	29	0

KICKOFF RETURNS	NO	YDS	AVG	LG	TD
Green, Ernie	18	394	21.9	34	0
Scales, Charley	16	432	27.0	50	0
Shorter, Jim	9	219	24.3	49	0
Franklin, Bobby	2	33	16.5	19	0
Webb, Ken	1	12	12.0	12	0
Tidmore, Sam	1	5	5.0	5	0
Morrow, John	1	4	4.0	4	0
Shofner, Jim	1	0	0.0	0	0
Benz, Larry	1	0	0.0	0	0
Browns	50	1,099	22.0	50	0
Opponents	58	1,424	24.6	92t	1

1964 (10-3-1)

STAFF

COACH: Blanton Collier

1964 USUAL STARTING LINEUPS

OFFENSE

WR	42	Paul Warfield
LT	77	Dick Schafrath
LG	60	John Wooten
C	56	John Morrow
RG	66	Gene Hickerson
RT	73	Monte Clark
TE	83	Johnny Brewer
	87	Tom Hutchinson
WR	86	Gary Collins
QB	13	Frank Ryan
RB	48	Ernie Green
RB	32	Jim Brown

DEFENSE

LDE	84	Paul Wiggins
LDT	74	Dick Modzelewski
RDT	69	Jim Kanicki
RDE	80	Bill Glass
LLB	82	Jim Houston
MLB	50	Vince Costello
RLB	35	Galen Fiss
LCB	30	Bernie Parrish
RCB	49	Walter Beach
LS	23	Larry Benz
RS	24	Bobby Franklin
	20	Ross Fichtner

RADIO ANNOUNCERS:

Gib Shanley, Jim Graner (WERE 1300 AM)

TELEVISION ANNOUNCERS:

Ken Coleman, Warren Lehr (WJW-Channel 8)

PLAYERS

DATE	RESULT	OPPONENT	ATT
9/13	W, 27-13	at Washington Redskins	47,577
9/20	T, 33-33	St. Louis Cardinals	76,954
9/27	W, 28-20	at Philadelphia Eagles	60,671
10/4	W, 27-6	Dallas Cowboys	72,062
10/10	L, 7-23	Pittsburgh Steelers	80,530
10/18	W, 20-16	at Dallas Cowboys	37,456
10/25	W, 42-20	New York Giants	81,050
11/1	W, 30-17	at Pittsburgh Steelers	49,568
11/8	W, 34-24	Washington Redskins	76,385
11/15	W, 37-21	Detroit Lions	83,064
11/22	L, 21-28	at Green Bay Packers	48,065
11/29	W, 38-24	Philadelphia Eagles	79,289
12/6	L, 19-28	at St. Louis Cardinals	31,585
12/12	W, 52-20	at New York Giants	63,007
NFL CHAMPIONSHIP			
12/27	W, 27-0	Baltimore Colts	79,544

TEAM STATISTICS	BROWNS	OPPONENT
Total First Downs	255	275
Rushing	119	119
Passing	118	137
Penalty	18	19
Total Net Yards	4,486	4,722
Avg. Per Game	320.4	337.3
Total Plays	807	894
Avg. Per Play	5.6	5.3
Net Yards Rushing	2,163	2,012
Avg. Per Game	154.5	143.7
Total Rushes	435	465
Net Yards Passing	2,323	2,710
Avg. Per Game	165.9	193.6
Sacked/Yards Lost	28/219	28/222
Gross Yards	2,542	2,932
Attempts/Completions	344/181	401/230
Completion Pct.	52.6%	57.4%
Had Intercepted	19	19
Punts/Avg.	49/41.9	57/39.7
Net Punting Avg.	49/38.1	57/34.4
Penalties/Yards Lost	60/611	64/643
Fumbles/Ball Lost	15/7	30/21
Touchdowns	50	36
Rushing	14	18
Passing	28	18
Returns	8	0

SCORE BY PERIODS	1ST	2ND	3RD	4TH	OT	TOT
Browns	61	123	107	124	0	415
Opponents	57	85	69	82	0	293

2021 SEASON

HISTORY

RECORDS

GAME DAY

SCORING	RU	PA	ST	DF	PAT	2RU	2PA	FG	SAF	TP
Groza, Lou	0	0	0	0	49/50	0	0	22/33	0	115
Green, Ernie	6	4	0	0	0/0	0	0	0/0	0	60
Brown, Jim	7	2	0	0	0/0	0	0	0/0	0	54
Warfield, Paul	0	9	0	0	0/0	0	0	0/0	0	54
Collins, Gary	0	8	0	0	0/0	0	0	0/0	0	48
Brewer, Johnny	0	3	0	0	0/0	0	0	0/0	0	18
Roberts, Walter	0	1	0	0	0/0	0	0	0/0	0	6
Parrish, Bernie	0	0	0	1	0/0	0	0	0/0	0	6
Scales, Charley	0	0	1	0	0/0	0	0	0/0	0	6
Kelly, Leroy	0	0	1	0	0/0	0	0	0/0	0	6
Ryan, Frank	1	0	0	0	0/0	0	0	0/0	0	6
Williams, Sidney	0	0	1	0	0/0	0	0	0/0	0	6
Shoals, Roger	0	0	1	0	0/0	0	0	0/0	0	6
Houston, Jim	0	0	0	1	0/0	0	0	0/0	0	6
Wiggins, Paul	0	0	0	1	0/0	0	0	0/0	0	6
McNeil, Clifton	0	1	0	0	0/0	0	0	0/0	0	6
Beach, Walter	0	0	0	1	0/0	0	0	0/0	0	6
Browns	14	28	4	4	49/50	0	0	22/33	0	415
Opponents	18	18	0	0	32/35	0	0	15/23	0	293

RUSHING	NO	YDS	AVG	LG	TD
Brown, Jim	280	1,446*	5.2	71	7
Green, Ernie	109	491	4.5	37	6
Ryan, Frank	37	217	5.9	19	1
Kelly, Leroy	6	12	2.0	5	0
Scales, Charley	2	5	2.5	3	0
Ninowski, Jim	1	-8	-8.0	-8	0
Browns	435	2,163	5.0	71	14
Opponents	465	2,012	4.3	45	18

RECEIVING	NO	YDS	AVG	LG	TD
Warfield, Paul	52	920	17.7	62	9
Brown, Jim	36	340	9.4	40	2
Collins, Gary	35	544	15.5	43	8
Brewer, Johnny	25	338	13.5	41	3
Green, Ernie	25	283	11.3	32	4
McNeil, Clifton	4	69	17.3	28	1
Hutchinson, Tom	3	24	8.0	12	0
Roberts, Walter	1	24	24.0	24	1
Browns	181	2,542	14.0	62	28
Opponents	230	2,932	12.7	92	18

INTERCEPTIONS	NO	YDS	AVG	LG	TD
Parrish, Bernie	4	98	24.5	54	1
Beach, Walter	4	81	20.3	65	1
Benz, Larry	4	67	16.8	45	0
Houston, Jim	2	86	43.0	44	1
Fichtner, Ross	2	67	33.5	64	0
Costello, Vince	2	21	10.5	20	0
Fiss, Galen	1	24	24.0	24	0
Browns	19	444	23.4	65	3
Opponents	19	154	8.1	27	0

PUNTING	NO	YDS	AVG	IN20	TB	LG	BLK
Collins, Gary	48	2,016	42.0	0	5	58	0
Franklin, Bobby	1	36	36.0	0	0	36	0
Browns	49	2,052	41.9	0	5	58	0
Opponents	57	2,265	39.7	0	5	60	1

PUNT RETURNS	NO	FC	YDS	AVG	LG	TD
Kelly, Leroy	9	7	171	19.0	68	1
Roberts, Walter	10	6	132	13.2	40	0
Williams, Sidney	1	0	0	0.0	0	0
Browns	20	13	303	15.1	68	1
Opponents	20	8	183	9.1	53	0

KICKOFF RETURNS	NO	YDS	AVG	LG	TD
Roberts, Walter	24	661	27.5	60	0
Kelly, Leroy	24	582	24.3	45	0
Scales, Charley	5	75	15.0	24	0
Warfield, Paul	1	4	4.0	4	0
Franklin, Bobby	1	1	1.0	1	0
Clark, Monte	1	0	0.0	0	0
Williams, Sidney	1	0	0.0	0	0
Browns	57	1,323	23.2	60	0
Opponents	75	1,517	20.2	49	0

PASSING	ATT	CMP	YDS	PCT	AV/AT	TD	TD%	INT	INT%	LG	TKLD	RATING
Ryan, Frank	334	174	2,404	52.1	7.20	25*	7.5	19	5.7	62t	27/207	76.7
Ninowski, Jim	9	6	125	66.7	13.89	2	22.2	0	0.0	41	1/12	149.3
Brown, Jim	1	1	13	100.0	13.00	1	100.0	0	0.0	13t	0/0	158.3
Browns	344	181	2,542	52.6	7.39	28	8.1	19	5.5	62t	28/219	80.8
Opponents	401	230	2,932	57.4	7.31	18	4.5	19	4.7	92t	28/222	75.6

* Led NFL

1965 (11-3)

COACH: Blanton Collier

1965 USUAL STARTING LINEUPS

OFFENSE

WR	27	Walter Roberts	DEFENSE
	85	Clifton McNeil	LDE 84 Paul Wiggin
LT	77	Dick Schafrauth	LDT 74 Dick Modzelewski
LG	60	John Wooten	RDT 69 Jim Kanicki
C	56	John Morrow	RDE 80 Bill Glass
RG	66	Gene Hickerson	LLB 82 J. Houston, 35 G. Fiss
RT	73	Monte Clark	MLB 50 Vince Costello
TE	83	Johnny Brewer	RLB 67 S. Williams, 35 G. Fiss
WR	86	Gary Collins	LCB 30 Bernie Parrish
QB	13	Frank Ryan	RCB 49 W. Beach, 40 E. Barnes
RB	48	Ernie Green	LS 20 Ross Fichtner
RB	32	Jim Brown	RS 23 Larry Benz

RADIO ANNOUNCERS:

Gib Shanley, Jim Graner (WERE 1300 AM)

TELEVISION ANNOUNCERS:

Ken Coleman, Warren Lahr (WJW-Channel 8)

DATE	RESULT	OPPONENT	ATT
9/19	W, 17-7	at Washington Redskins	48,208
9/26	L, 13-49	St. Louis Cardinals	80,161
10/3	W, 35-17	at Philadelphia Eagles	60,759
10/9	W, 24-19	Pittsburgh Steelers	80,187
10/17	W, 23-17	Dallas Cowboys	80,432
10/24	W, 38-14	at New York Giants	62,864
10/31	L, 17-27	Minnesota Vikings	83,505
11/7	W, 38-34	Philadelphia Eagles	72,807
11/14	W, 34-21	New York Giants	82,426
11/21	W, 24-17	at Dallas Cowboys	76,251
11/28	W, 42-21	at Pittsburgh Steelers	42,757
12/5	W, 24-16	Washington Redskins	77,765
12/12	L, 7-42	at Los Angeles Rams	49,048
12/19	W, 27-24	at St. Louis Cardinals	29,348

NFL CHAMPIONSHIP

1/2	L, 12-23	at Green Bay Packers	50,852
-----	----------	----------------------	--------

TEAM STATISTICS

	BROWNS	OPPONENT
Total First Downs	257	265
Rushing	133	104
Passing	97	135
Penalty	27	26
Total Net Yards	4,398	4,712
Avg. Per Game	314.1	336.6
Total Plays	836	869
Avg. Per Play	5.3	5.4
Net Yards Rushing	2,331	1,866
Avg. Per Game	166.5	133.3
Total Rushes	476	412
Net Yards Passing	2,067	2,846
Avg. Per Game	147.6	203.3
Sacked/Yards Lost	31/272	38/307
Gross Yards	2,339	3,153
Attempts/Completions	329/160	419/204
Completion Pct.	48.6%	48.7%
Had Intercepted	16	24
Punts/Avg.	69/45.7	69/41.1
Net Punting Avg.	69/41.9	69/34.9
Penalties/Yards Lost	84/976	62/586
Fumbles/Ball Lost	20/9	14/9
Touchdowns	45	43
Rushing	19	11
Passing	23	31
Returns	3	1

SCORE BY PERIODS

	1ST	2ND	3RD	4TH	OT	TOT
Browns	60	114	85	104	0	363
Opponents	55	112	68	90	0	325

SCORING

Brown, Jim	RU	PA	ST	DF	PAT	2RU	2PA	FG	SAF	TP
	17	4	0	0	0/0	0	0	0/0	0	126

PASSING

	ATT	CMP	YDS	PCT	AVIAT
Ryan, Frank	243	119	1,751	49.0	7.21
Ninowski, Jim	83	40	549	48.2	6.61
Brown, Jim	2	1	39	50.0	19.50
Groza, Lou	1	0	0	0.0	0.00
Browns	329	160	2,339	48.6	7.11
Opponents	419	204	3,153	48.7	7.53

Groza, Lou	0	0	0	0	45/45	0	0	16/25	0	93
Collins, Gary	0	10	0	0	0/0	0	0	0/0	0	60
Green, Ernie	2	2	0	0	0/0	0	0	0/0	0	24
Roberts, W.	0	4	0	0	0/0	0	0	0/0	0	24
Hutchinson, T.	0	2	0	0	0/0	0	0	0/0	0	12
Kelly, Leroy	0	0	2	0	0/0	0	0	0/0	0	12
Brewer, J.	0	1	0	0	0/0	0	0	0/0	0	6
Fichtner, Ross	0	0	0	1	0/0	0	0	0/0	0	6
Browns	19	23	2	1	45/45	0	0	16/25	0	363
Opponents	11	31	1	0	40/42	0	0	9/18	0	325

RUSHING

	NO	YDS	AVG	LG	TD
Brown, Jim	289	1,544*	5.3	67	17
Green, Ernie	111	436	3.9	41	2
Kelly, Leroy	37	139	3.8	16	0
Ryan, Frank	19	72	3.8	18	0
Scales, Charley	11	59	5.4	20	0
Ninowski, Jim	4	46	11.5	17	0
Roberts, Walter	3	30	10.0	14	0
Collins, Gary	1	16	16.0	16	0
Franklin, Bobby	1	-11	-11.0	-11	0
Browns	476	2,331	4.9	67	19
Opponents	412	1,866	4.5	54	11

RECEIVING

	NO	YDS	AVG	LG	TD
Collins, Gary	50	884	17.7	67	10
Brown, Jim	34	328	9.6	32	4
Green, Ernie	25	298	11.9	69	2
Roberts, Walter	16	314	19.6	80	4
Brewer, Johnny	13	174	13.4	25	1
Kelly, Leroy	9	122	13.6	52	0
Hutchinson, Tom	6	113	18.8	24	2
McNeil, Clifton	3	69	23.0	32	0
Warfield, Paul	3	30	10.0	13	0
Scales, Charley	1	7	7.0	7	0
Browns	160	2,339	14.6	80	23
Opponents	204	3,153	15.5	87	31

INTERCEPTIONS

	NO	YDS	AVG	LG	TD
Benz, Larry	5	78	15.6	31	0
Fichtner, Ross	4	98	24.5	48	1
Parrish, Bernie	4	45	11.3	35	0
Costello, Vince	3	33	11.0	23	0
Houston, Jim	2	32	16.0	28	0
Barnes, Erich	1	35	35.0	35	0
Lindsey, Dale	1	11	11.0	11	0
Sczurek, Stan	1	10	10.0	10	0
Fiss, Galen	1	5	5.0	5	0
Glass, Bill	1	0	0.0	0	0
Williams, Sidney	1	0	0.0	0	0
Beach, Walter	0	2	0.0	2	0
Browns	24	349	14.5	48	1
Opponents	16	275	17.2	96	1

PUNTING

	NO	YDS	AVG	IN20	TB	LG	BLK
Collins, Gary	65	3,035	46.7*	0	10	71	0
Franklin, Bobby	4	118	29.5	0	0	31	0
Browns	69	3,153	45.7	0	10	71	0
Opponents	69	2,838	41.1	0	4	69	0

PUNT RETURNS

	NO	FC	YDS	AVG	LG	TD
Kelly, Leroy	17	6	265	15.6*	67	2
Roberts, Walter	18	13	162	9.0	51	0
Scales, Charley	1	0	0	0.0	0	0
Browns	36	19	427	11.9	67	2
Opponents	36	7	269	7.5	67	0

KICKOFF RETURNS

	NO	YDS	AVG	LG	TD
Kelly, Leroy	24	621	25.9	51	0
Roberts, Walter	18	493	27.4	88	0
Scales, Charley	4	88	22.0	24	0
Howell, Mike	2	3	1.5	3	0
Hutchinson, Tom	2	0	0.0	0	0
Green, Ernie	1	4	4.0	4	0
Lindsey, Dale	1	0	0.0	0	0
Franklin, Bobby	1	0	0.0	0	0
Browns	53	1,209	22.8	88	0
Opponents	58	1,334	23.0	65	0

* Led NFL

1966 (9-5)

COACH: Blanton Collier

1966 USUAL STARTING LINEUPS

OFFENSE

WR	42	Paul Warfield
LT	77	Dick Schafrath
	73	Monte Clark
LG	60	John Wooten
C	56	John Morrow
	54	Fred Hoaglin
RG	66	Gene Hickerson
RT	73	M. Clark, 70 J. Brown
TE	89	M. Morin, 41 R. Smith
WR	86	Gary Collins
QB	13	Frank Ryan
RB	44	Leroy Kelly
RB	48	Ernie Green

DEFENSE

LDE	84	Paul Wiggin
LDT	71	Walter Johnson
RDT	69	Jim Kanicki
	78	Frank Parker
RDE	80	Bill Glass
LLB	82	Jim Houston
MLB	50	Vince Costello
	51	Dale Lindsey
RLB	83	Johnny Brewer
LCB	40	Erich Barnes
RCB	34	Mike Howell
	49	Walter Beach
LS	20	Ross Fichtner
		Ernie Kellermann
RS	24	Ernie Kellermann
	20	Ross Fichtner

RADIO ANNOUNCERS:

Gib Shanley, Jim Graner (WERE 1300 AM)

TELEVISION ANNOUNCERS:

Frank Gleiber, Warren Lahr (WJW-Channel 8)

DATE	RESULT	OPPONENT	ATT
9/11	W, 38-14	at Washington Redskins	48,643
9/18	L, 20-21	Green Bay Packers	83,943
9/25	L, 28-34	St. Louis Cardinals	74,814
10/2	W, 28-7	at New York Giants	62,916
10/8	W, 41-10	Pittsburgh Steelers	82,687
10/23	W, 30-21	Dallas Cowboys	84,721
10/30	W, 49-17	at Atlanta Falcons	57,235
11/6	L, 6-16	at Pittsburgh Steelers	39,690
11/13	W, 27-7	Philadelphia Eagles	77,968
11/20	W, 14-3	Washington Redskins	78,466
11/24	L, 14-26	at Dallas Cowboys	75,504
12/4	W, 49-40	New York Giants	61,651
12/11	L, 21-33	at Philadelphia Eagles	58,074
12/17	W, 38-10	at St. Louis Cardinals	47,721

TEAM STATISTICS

	BROWNS	OPPONENT
Total First Downs	278	255
Rushing	117	113
Passing	142	124
Penalty	19	18
Total Net Yards	5,071	4,266
Avg. Per Game	362.2	304.7
Total Plays	846	891
Avg. Per Play	6.0	4.8
Net Yards Rushing	2,166	1,894
Avg. Per Game	154.7	135.3
Total Rushes	415	450
Net Yards Passing	2,905	2,372
Avg. Per Game	207.5	169.4
Sacked/Yards Lost	29/237	35/278
Gross Yards	3,142	2,650
Attempts/Completions	402/212	406/221
Completion Pct.	52.7%	54.4%
Had Intercepted	15	30
Punts/Avg.	57/39.0	56/37.7
Net Punting Avg.	57/37.1	56/37.1
Penalties/Yards Lost	69/747	61/563
Fumbles/Ball Lost	17/10	24/19
Touchdowns	54	29
Rushing	18	12
Passing	33	14
Returns	3	3

SCORE BY PERIODS

	1ST	2ND	3RD	4TH	OT	TOT
Browns	87	92	90	134	0	403
Opponents	54	89	49	67	0	259

SCORING

	RU	PA	ST	DF	PAT	2RU	2PA	FG	SAF	TP
Kelly, Leroy	15	1	0	0	0/0	0	0	0/0	0	96

PASSING	ATT	CMP	YDS	PCT	AV/AT	TD	TD%	INT	INT%	LG	TKLD	RATNG
Ryan, Frank	382	200	2,974	52.4	7.79	29*	7.6	14	3.7	54	28/223	88.2
Ninowski, Jim	18	11	175	61.1	9.72	4	22.2	1	5.6	44†	1/14	110.0
Groza, Lou	1	1	7	100.0	7.00	0	0.0	0	0.0	-7	0/0	95.8
Kelly, Leroy	1	0	0	0.0	0.00	0	0.0	0	0.0	0	0/0	39.6
Browns	402	212	3,156	52.7	7.85	33	8.2	15	3.7	54	29/237	90.6
Opponents	406	221	2,650	54.4	6.53	14	3.4	30	7.4	58†	35/278	55.3

Groza, Lou	0	0	0	0	51/52	0	0	9/23	0	78
Collins, Gary	0	12	0	0	0/0	0	0	0/0	0	72
Green, Ernie	3	6	0	0	0/0	0	0	0/0	0	54
Warfield, Paul	0	5	1	0	0/0	0	0	0/0	0	36
Morin, Milt	0	3	0	0	0/0	0	0	0/0	0	18
Smith, Ralph	0	3	0	0	0/0	0	0	0/0	0	18
McNeil, Clifton	0	2	0	0	0/0	0	0	0/0	0	12
Houston, Jim	0	1	0	0	0/1	0	0	0/0	0	7
Glass, Bill	0	0	0	1	0/0	0	0	0/0	0	6
Fichtner, Ross	0	0	0	1	0/0	0	0	0/0	0	6
Team, Stat	0	0	0	0	0/1	0	0	0/0	0	0
Browns	18	33	1	2	52/54	0	0	9/23	0	403
Opponents	12	14	3	0	28/29	0	0	19/28	0	259

RUSHING	NO	YDS	AVG	LG	TD
Kelly, Leroy	209	1,141	5.5	70†	15*
Green, Ernie	144	750	5.2	35	3
Ryan, Frank	36	156	4.3	17	0
Harraway, Charley	7	40	5.7	18	0
Schultz, Randy	7	32	4.6	20	0
Pietrosante, Nick	7	20	2.9	8	0
Ninowski, Jim	3	-11	-3.7	4	0
Collins, Gary	2	38	19.0	36	0
Browns	415	2,166	5.2	70†	18
Opponents	450	1,894	4.2	37	12

RECEIVING	NO	YDS	AVG	LG	TD
Collins, Gary	56	946	16.9	54	12
Green, Ernie	45	445	9.9	31†	6
Warfield, Paul	36	741	20.6	51	5
Kelly, Leroy	32	366	11.4	40	1
Morin, Milt	23	333	14.5	32	3
Smith, Ralph	13	183	14.1	28	3
McNeil, Clifton	2	94	47.0	50†	2
Roberts, Walter	2	19	9.5	10	0
Pietrosante, Nick	1	12	12.0	12	0
Houston, Jim	1	10	10.0	10	1
Costello, Vince	1	-7	-7.0	-7	0
Browns	212	3,142	14.8	54	33
Opponents	221	2,650	12.0	58†	14

INTERCEPTIONS	NO	YDS	AVG	LG	TD
Fichtner, Ross	8	152	19.0	58	1
Howell, Mike	8	62	7.8	29	0
Barnes, Erich	4	128	32.0	54	0
Kellermann, Ernie	3	23	7.7	12	0
Houston, Jim	2	27	13.5	21	0
Parrish, Bernie	1	16	16.0	16	0
Wiggin, Paul	1	0	0.0	0	0
Brewer, Johnny	1	0	0.0	0	0
Costello, Vince	1	0	0.0	0	0
Beach, Walter	1	0	0.0	0	0
Browns	30	408	13.6	58	1
Opponents	15	68	4.5	27	0

PUNTING	NO	YDS	AVG	IN20	TB	LG	BLK
Collins, Gary	57	2,223	39.0	0	6	60	0
Browns	57	2,223	39.0	0	6	60	0
Opponents	56	2,224	39.7	0	2	56	0

PUNT RETURNS	NO	FC	YDS	AVG	LG	TD
Kelly, Leroy	13	6	104	8.0	52	0
Roberts, Walter	11	13	42	3.8	30	0
Green, Ernie	0	2	0	0.0	0	0
Browns	24	21	146	6.1	52	0
Opponents	23	15	111	4.8	38	0

KICKOFF RETURNS	NO	YDS	AVG	LG	TD
Roberts, Walter	20	454	22.7	57	0
Kelly, Leroy	19	403	21.2	49	0
Harraway, Charley	9	193	21.4	33	0
Schultz, Randy	3	52	17.3	23	0
Pietrosante, Nick	2	9	4.5	8	0
Smith, Ralph	1	0	0.0	0	0
Browns	54	1,111	20.6	57	0
Opponents	68	1,501	22.1	94†	2

FIELD GOALS	1-19	20-29	30-39	40-49	50+	TOT
Groza, Lou	0/1	2/6	4/8	3/8	0/0	9/23
Browns	0/1	2/6	4/8	3/8	0/0	9/23
Opponents	7/7	5/8	5/8	2/4	0/1	19/28

* Led NFL

1967 (9-5)

COACH: Blanton Collier

1967 USUAL STARTING LINEUPS

OFFENSE

WR 42	Paul Warfield	DEFENSE	
LT 77	Dick Schafrath	LDE 84	P. Wiggins, 80 B. Glass
LG 60	John Wooten	LDT 71	Walter Johnson
C 54	Fred Hoaglin	69	Jim Kanicki
RG 66	Gene Hickerson	RDT 69	Jim Kanicki
RT 73	Monte Clark	71	Walter Johnson
	65 John DeMarie	RDE 80	Bill Glass, 84 P. Wiggins
TE 41	Ralph Smith	LLB 82	Jim Houston
WR 86	Gary Collins	56	Bob Matheson
	87 Eppie Barney	MLB 51	D. Lindsey, 82 J. Houston
QB 13	F. Ryan, 15 G. Lane	RLB 83	Johnny Brewer
RB 44	Leroy Kelly	52	Billy Andrews
RB 48	Ernie Green	LCB 40	E. Barnes, 28 B. Davis
	35 Larry Conjar	RCB 34	M. Howell, 40 E. Barnes
		LS 24	Ernie Kellermann
		20	Ross Fichtner
		RS 20	Ross Fichtner
		24	Ernie Kellermann

RADIO ANNOUNCERS:

Gib Shanley, Jim Graner (WERE 1300 AM)

TELEVISION ANNOUNCERS:

Frank Gleiber, Warren Lahr (WJW-Channel 8)

DATE	RESULT	OPPONENT	ATT
9/17	L, 14-21	Dallas Cowboys	81,039
9/24	L, 14-31	at Detroit Lions	57,383
10/1	W, 42-7	at New Orleans Saints	77,045
10/7	W, 21-10	Pittsburgh Steelers	82,949
10/15	W, 20-16	St. Louis Cardinals	77,813
10/22	W, 24-0	Chicago Bears	83,183
10/29	L, 34-38	at New York Giants	62,903
11/5	W, 34-14	at Pittsburgh Steelers	47,131
11/12	L, 7-55	at Green Bay Packers	50,074
11/19	W, 14-10	Minnesota Vikings	68,431
11/26	W, 42-37	Washington Redskins	72,798
12/3	W, 24-14	New York Giants	78,594
12/10	W, 20-16	at St. Louis Cardinals	47,782
12/17	L, 24-28	at Philadelphia Eagles	60,658

PLAYOFF

12/24	L, 14-52	at Dallas Cowboys	70,786
-------	----------	-------------------	--------

PLAYOFF BOWL

1/7	L, 6-30	Los Angeles Rams	37,102
-----	---------	------------------	--------

TEAM STATISTICS

	BROWNS	OPPONENT
Total First Downs	238	281
Rushing	119	115
Passing	102	153
Penalty	17	13
Total Net Yards	4,316	4,848
Avg. Per Game	308.3	346.3
Total Plays	821	956
Avg. Per Play	5.3	5.1
Net Yards Rushing	2,139	1,767
Avg. Per Game	152.8	126.2
Total Rushes	444	459
Net Yards Passing	1,942	2,877
Avg. Per Game	138.7	205.5
Sacked/Yards Lost	44/372	44/354
Gross Yards	2,314	3,231
Attempts/Completions	333/160	454/250
Completion Pct.	48.0%	55.1%
Had Intercepted	18	22
Punts/Avg.	67/37.1	62/39.9
Net Punting Avg.	67/36.0	62/34.2
Penalties/Yards Lost	72/773	57/655
Fumbles/Ball Lost	24/17	29/14
Touchdowns	43	37
Rushing	15	15
Passing	22	19
Returns	6	3

SCORE BY PERIODS

	1ST	2ND	3RD	4TH	OT	TOT
Browns	93	83	72	86	0	334
Opponents	55	101	66	75	0	297

SCORING	RU	PA	ST	DF	PAT	2RU	2PA	FG	SAF	TP
Kelly, Leroy	11	2	0	0	0/0	0	0	0/0	0	78
Groza, Lou	0	0	0	0	43/43	0	0	11/23	0	76
Warfield, Paul	0	8	0	0	0/0	0	0	0/0	0	48
Collins, Gary	0	7	0	0	0/0	0	0	0/0	0	42
Green, Ernie	4	2	0	0	0/0	0	0	0/0	0	36
McNeil, Clifton	0	2	0	0	0/0	0	0	0/0	0	12
Houston, Jim	0	0	0	2	0/0	0	0	0/0	0	12
Smith, Ralph	0	1	0	1	0/0	0	0	0/0	0	12
Brewer, J.	0	0	0	1	0/0	0	0	0/0	0	6
Davis, Ben	0	0	1	0	0/0	0	0	0/0	0	6
Ward, Carl	0	0	1	0	0/0	0	0	0/0	0	6
Browns	15	22	2	4	43/43	0	0	11/23	0	334
Opponents	15	19	3	0	36/37	0	0	13/25	0	297

RUSHING	NO	YDS	AVG	LG	TD
Kelly, Leroy	235	1,205*	5.1	42t	11
Green, Ernie	145	710	4.9	59t	4
Ryan, Frank	22	57	2.6	12	0
Conjar, Larry	20	78	3.9	16	0
Pietrosante, Nick	10	73	7.3	31	0
Harraway, Charley	5	-4	-0.8	2	0
Lane, Gary	2	21	10.5	12	0
Warfield, Paul	2	10	5.0	18	0
Shiner, Dick	2	-7	-3.5	-3	0
Collins, Gary	1	6	6.0	6	0
Browns	444	2,149	4.8	59t	15
Opponents	459	1,767	3.8	37	15

RECEIVING	NO	YDS	AVG	LG	TD
Green, Ernie	39	369	9.5	41t	2
Warfield, Paul	32	702	21.9	49t	8
Collins, Gary	32	500	15.6	33	7
Kelly, Leroy	20	282	14.1	48	2
Smith, Ralph	14	211	15.1	49t	1
Morin, Milt	7	90	12.9	21	0
Conjar, Larry	6	68	11.3	27	0
Pietrosante, Nick	6	56	9.3	23	0
McNeil, Clifton	3	33	11.0	23	2
Barney, Eppie	1	3	3.0	3	0
Browns	160	2,314	14.5	49t	22
Opponents	250	3,231	12.9	60t	19

INTERCEPTIONS	NO	YDS	AVG	LG	TD
Fichtner, Ross	4	113	28.3	88	0
Barnes, Erich	4	47	11.8	40	0
Houston, Jim	3	97	32.3	79t	2
Howell, Mike	3	20	6.7	20	0
Brewer, Johnny	2	75	37.5	70t	1
Davis, Ben	1	9	9.0	9	0
Kellermann, Ernie	1	9	9.0	9	0
Lindsey, Dale	1	5	5.0	5	0
Glass, Bill	1	0	0.0	0	0
Matheson, Bob	1	0	0.0	0	0
Ward, Carl	1	0	0.0	0	0
Browns	22	375	17.0	88	3
Opponents	18	290	16.1	42	1

PUNTING	NO	YDS	AVG	IN20	BL	LG	BLK
Collins, Gary	57	2,078	36.5	0	2	52	2
Kelly, Leroy	10	407	40.7	0	0	51	0
Browns	67	2,485	37.1	0	2	52	0
Opponents	62	2,475	39.9	0	2	57	0

PUNT RETURNS	NO	YDS	AVG	LG	TD	
Davis, Ben	18	7	229	12.7*	52t	1
Ward, Carl	6	3	62	10.3	24	0
Kelly, Leroy	9	4	59	6.6	32	0
Harraway, Charley	1	0	7	7.0	7	0
Youngblood, G.	1	0	0	0.0	0	0
Browns	35	14	357	10.2	52t	1
Opponents	29	21	70	2.4	12	0

KICKOFF RETURNS	NO	YDS	AVG	LG	TD
Davis, Ben	27	708	26.2	63	0
Ward, Carl	22	546	24.8	104t	1
Kelly, Leroy	5	131	26.2	32	0
Barney, Eppie	1	11	11.0	11	0
Browns	55	1,396	25.4	104t	1
Opponents	59	1,288	21.8	87t	2

FIELD GOALS

	1-19	20-29	30-39	40-49	50+	TOT
Groza, Lou	2/2	2/5	6/8	1/7	0/1	11/23
Browns	2/2	2/5	6/8	1/7	0/1	11/23
Opponents	2/2	5/6	2/5	4/9	0/3	13/25

PASSING	ATT	CMP	YDS	PCT	AV/AT	TD	TD%	INT	INT%	LG	TKLD	RATING
Ryan, Frank	280	136	2,026	48.6	7.24	20	7.1	16	5.7	49t	38/318	72.7
Lane, Gary	43	21	254	48.8	5.91	2	4.7	1	2.3	23	4/30	73.2
Shiner, Dick	9	3	34	33.3	3.78	0	0.0	1	11.1	21	2/24	6.0
Kelly, Leroy	1	0	0	0.0	0.00	0	0.0	0	0.0	0	0/0	39.6
Browns	333	160	2,314	48.0	6.95	22	6.6	18	5.4	49t	44/372	70.6
Opponents	454	250	3,231	55.1	7.12	19	4.2	22	4.8	60t	44/354	71.4

* Led NFL

1968 (10-4)

STAFF

COACH: Blanton Collier

1968 USUAL STARTING LINEUPS

OFFENSE		DEFENSE	
WR 42	Paul Warfield	LDE 88	Ron Sridow
LT 77	Dick Schafrath	81	Jack Gregory
LG 65	John DeMarie	LDT 71	Walter Johnson
C 54	Fred Hoaglin	RDT 69	Jim Kanick
RG 66	Gene Hickerson	84	Marvin Upshaw
RT 73	Monte Clark	RDE 80	Bill Glass
TE 89	Milt Morin	LLB 82	Jack Gregory
WR 87	Eddie Barney	MLB 56	Bob Matheson
86	Gary Collins	RLB 51	Dale Lindsey
QB 16	B. Nelsen, 13 F. Ryan	50	John Garlington
RB 44	Leroy Kelly	LCB 40	Erich Barnes
RB 48	Ernie Green	RCB 28	Ben Davis
31	Charley Harraway	LS 24	Ernie Kellermann
		34	Mike Howell
		RS 34	Mike Howell
		24	Ernie Kellermann

RADIO ANNOUNCERS:
Gib Shanley, Jim Graner (WHK 1420 AM)

PLAYERS

DATE	RESULT	OPPONENT	ATT
9/15	W, 24-10	at New Orleans Saints	74,215
9/22	L, 7-28	at Dallas Cowboys	68,733
9/29	L, 6-24	Los Angeles Rams	82,514
10/5	W, 31-24	Pittsburgh Steelers	81,865
10/13	L, 21-27	St. Louis Cardinals	79,349
10/20	W, 30-20	at Baltimore Colts	60,238
10/27	W, 30-7	Atlanta Falcons	67,723
11/3	W, 33-21	at San Francisco 49ers	31,359
11/10	W, 35-17	New Orleans Saints	71,025
11/17	W, 45-24	at Pittsburgh Steelers	41,572
11/24	W, 47-13	Philadelphia Eagles	62,338
12/1	W, 45-10	New York Giants	83,193
12/8	W, 24-21	at Washington Redskins	50,661
12/14	L, 16-27	at St. Louis Cardinals	39,746
PLAYOFF			
12/21	W, 31-20	Dallas Cowboys	81,497
NFL CHAMPIONSHIP			
12/29	L, 0-34	Baltimore Colts	80,628

TEAM STATISTICS	BROWNS	OPPONENT
Total First Downs	248	259
Rushing	104	110
Passing	123	130
Penalty	21	19
Total Net Yards	4,861	4,208
Avg. Per Game	347.2	300.6
Total Plays	831	888
Avg. Per Play	5.8	4.7
Net Yards Rushing	2,031	1,842
Avg. Per Game	145.1	131.6
Total Rushes	447	423
Net Yards Passing	2,834	2,248
Avg. Per Game	202.4	160.6
Sacked/Yards Lost	21/181	26/199
Gross Yards	3,015	2,447
Attempts/Completions	363/184	439/213
Completion Pct.	50.7%	48.5%
Had Intercepted	16	32
Punts/Avg.	63/37.3	60/39.9
Net Punting Avg.	63/35.4	60/38.3
Penalties/Yards Lost	74/851	61/620
Fumbles/Ball Lost	23/14	20/14
Touchdowns	49	33
Rushing	20	11
Passing	27	19
Returns	2	3

SCORE BY PERIODS	1ST	2ND	3RD	4TH	OT	TOT
Browns	51	134	97	112	0	394
Opponents	50	84	41	98	0	273

SCORING	RU	PA	ST	DF	PAT	ZRU	ZPA	FG	SAF	TP*
Kelly, Leroy	16	4	0	0	0	0	0	0	0	120*
Cockroft, Don	0	0	0	0	0	0	0	0	18/24	0
Warfield, Paul	0	12	0	0	0	0	0	0	0	72
Morin, Milt	0	5	0	0	0	0	0	0	0	30
Barney, Eddie	1	1	0	0	0	0	0	0	0	12
Green, Ernie	0	2	0	0	0	0	0	0	0	12

2021 SEASON

HISTORY

RECORDS

GAME DAY

Morrison, Reece	1	1	0	0	0/0	0	0	0/0	0	12
Glass, Bill	0	0	0	1	0/0	0	0	0/0	0	6
Barnes, Erich	0	0	0	1	0/0	0	0	0/0	0	6
Harraway, Charley	0	1	0	0/0	0	0	0	0/0	0	6
McDonald, Tommy	0	1	0	0	0/0	0	0	0/0	0	6
Leigh, Charles	1	0	0	0	0/0	0	0	0/0	0	6
Nelsen, Bill	1	0	0	0	0/0	0	0	0/0	0	6
Browns	20	27	0	2	46/48	0	0	18/24	0	394
Opponents	11	19	3	0	33/33	0	0	14/26	0	273

RUSHING	NO	YDS	AVG	LG	TD
Kelly, Leroy	248	1,239*	5.0	65	16*
Harraway, Charley	91	334	3.7	23	0
Green, Ernie	41	152	3.7	14	0
Leigh, Charles	23	144	6.3	20t	1
Morrison, Reece	18	39	2.2	11	1
Nelsen, Bill	13	30	2.3	18	1
Ryan, Frank	11	64	5.8	19	0
Smith, Ralph	1	13	13.0	13	0
Morin, Milt	1	8	8.0	8	0
Barney, Eddie	0	8	0.0	8t	1
Browns	447	2,031	4.5	65	20
Opponents	423	1,842	4.4	44	11

RECEIVING	NO	YDS	AVG	LG	TD
Warfield, Paul	50	1,067	21.3	65t	12
Morin, Milt	43	792	18.4	87	5
Kelly, Leroy	22	297	13.5	68t	4
Green, Ernie	18	189	10.5	18	1
Harraway, Charley	12	162	13.5	63	1
Collins, Gary	9	230	25.6	39	0
McDonald, Tommy	7	113	16.1	42	1
Leigh, Charles	3	-4	-1.3	4	0
Morrison, Reece	2	40	20.0	29t	1
Smith, Ralph	2	11	5.5	7	0
Browns	184	3,039	16.5	87	27
Opponents	213	2,447	11.5	56	19

INTERCEPTIONS	NO	YDS	AVG	LG	TD
Davis, Ben	8	162	20.3	44	0
Howell, Mike	6	55	9.2	24	0
Kellermann, Ernie	6	29	4.8	12	0
Barnes, Erich	3	64	21.3	40t	1
Houston, Jim	3	11	3.7	7	0
Matheson, Bob	2	44	22.0	30	0
Glass, Bill	2	21	10.5	17t	1
Lindsey, Dale	1	0	0.0	0	0
Garlington, John	1	0	0.0	0	0
Browns	32	386	12.1	44	2
Opponents	16	152	9.5	40	1

PUNTING	NO	YDS	AVG	IN20	TB	LG	BLK
Cockroft, Don	61	2,297	37.7	0	1	59	0
Collins, Gary	2	52	26.0	0	0	28	0
Browns	63	2,349	37.3	0	1	59	0
Opponents	60	2,392	39.9	0	4	70	0

PUNT RETURNS	NO	FC	YDS	AVG	LG	TD
Leigh, Charles	14	2	76	5.4	29	0
Davis, Ben	9	8	11	1.2	9	0
Kelly, Leroy	1	0	9	9.0	9	0
Copeland, Jim	0	0	0	0.0	0	0
McDonald, Tommy	0	1	0	0.0	0	0
Browns	24	11	96	4.0	29	0
Opponents	21	26	120	5.7	17	0

KICKOFF RETURNS	NO	YDS	AVG	LG	TD
Leigh, Charles	14	322	23.0	41	0
Ward, Carl	13	236	18.2	35	0
James, Nathaniel	8	166	20.8	43	0
Davis, Ben	8	152	19.0	33	0
Morrison, Reece	4	85	21.3	33	0
Kelly, Leroy	1	10	10.0	10	0
Smith, Ralph	1	3	3.0	3	0
Houston, Jim	1	0	0.0	0	0
Copeland, Jim	1	0	0.0	0	0
Andrews, Billy	1	0	0.0	0	0
Barnes, Erich	1	0	0.0	0	0
Howell, Mike	1	0	0.0	0	0
Browns	54	974	18.0	43	0
Opponents	64	1,412	22.1	80	0

FIELD GOALS	1-19	20-29	30-39	40-49	50+	TOT
Cockroft, Don	6/6	7/7	2/4	2/6	1/1	18/24
Browns	6/6	7/7	2/4	2/6	1/1	18/24
Opponents	3/3	4/6	3/7	4/8	0/2	14/26

PASSING	ATT	CMP	YDS	PCT	AV/AT	TD	TD%	INT	INT%	LG	TKLD	RATING
Nelsen, Bill	293	152	2,366	51.9	8.08	19	6.5	10	3.4	87	11/102	86.4
Ryan, Frank	66	31	627	47.0	9.50	7	10.6	6	9.1	57t	10/79	78.3
Kelly, Leroy	4	1	34	25.0	8.50	1	25.0	0	0.0	34t	0/0	102.1
Browns	363	184	3,027	50.7	8.34	27	7.4	16	4.4	87	21/181	85.5
Opponents	439	213	2,447	48.5	5.57	19	4.3	32	7.3	56	26/199	49.8

* Led NFL

1969 (10-3-1)

COACH: Blanton Collier

1969 USUAL STARTING LINEUPS

OFFENSE

WR 42	Paul Warfield
LT 77	Dick Schafrath
LG 65	John DeMarie
C 54	Fred Hoaglin
RG 66	Gene Hickerson
RT 73	Monte Clark
62	Joe Taffoni
TE 89	Mitt Morin
83	Chip Glass
WR 86	Gary Collins
QB 16	Bill Nelsen
RB 44	Leroy Kelly
26	Reece Morrison
RB 30	Ron Johnson
35	Bo Scott

RADIO ANNOUNCERS:

Gib Shanley, Jim Graner (WHK 1420 AM)

DEFENSE

LDE 88	Ron Snidow
LDT 71	Walter Johnson
RDT 84	Marvin Upshaw
69	Jim Kanicki
RDE 81	Jack Gregory
LLB 82	Jim Houston
MLB 51	Dale Lindsey
56	Bob Matheson
RLB 50	John Garlington
51	Dale Lindsey
LCB 40	Erich Barnes
RCB 29	Walt Sumner
LS 24	Ernie Kellermann
20	Fred Summers
RS 34	Mike Howell

DATE	RESULT	OPPONENT	ATT
9/21	W, 27-20	at Philadelphia Eagles	60,658
9/28	W, 27-23	Washington Redskins	82,581
10/5	L, 21-28	Detroit Lions	82,933
10/12	W, 27-17	at New Orleans Saints	71,274
10/18	W, 42-31	Pittsburgh Steelers	64,078
10/26	T, 21-21	St. Louis Cardinals	81,186
11/2	W, 42-10	Dallas Cowboys	84,850
11/9	L, 3-51	at Minnesota Vikings	47,700
11/16	W, 24-3	at Pittsburgh Steelers	47,670
11/23	W, 28-17	New York Giants	80,595
11/30	W, 28-24	at Chicago Bears	45,050
12/7	W, 20-7	Green Bay Packers	82,137
12/14	W, 27-21	at St. Louis Cardinals	44,324
12/21	L, 14-27	at New York Giants	62,966
PLAYOFF			
12/28	W, 38-14	at Dallas Cowboys	69,321
NFL CHAMPIONSHIP			
1/4	L, 7-27	at Minnesota Vikings	47,900

TEAM STATISTICS

	BROWNS	OPPONENT
Total First Downs	250	257
Rushing	97	120
Passing	138	121
Penalty	15	16
Total Net Yards	4,428	4,420
Avg. Per Game	316.3	315.7
Total Plays	845	841
Avg. Per Play	5.2	5.3
Net Yards Rushing	1,788	1,956
Avg. Per Game	127.7	139.7
Total Rushes	447	417
Net Yards Passing	2,640	2,464
Avg. Per Game	188.6	176.0
Sacked/Yards Lost	20/190	37/323
Gross Yards	2,830	2,787
Attempts/Completions	378/199	387/202
Completion Pct.	52.6%	52.2%
Had Intercepted	21	19
Punts/Avg.	60/37.5	64/40.5
Net Punting Avg.	60/36.3	64/37.9
Penalties/Yards Lost	58/603	72/746
Fumbles/Ball Lost	25/14	32/22
Touchdowns	45	38
Rushing	17	18
Passing	24	19
Returns	4	1

SCORE BY PERIODS	1ST	2ND	3RD	4TH	OT	TOT
Browns	77	117	70	87	0	351
Opponents	41	91	38	130	0	300

SCORING	RU	PA	ST	DF	PAT	2RU	2PA	FG	SAF	TP
Cockroft, Don	0	0	0	0	45/45	0	0	12/23	0	81
Collins, Gary	0	11	0	0	0/0	0	0	0/0	0	66
Kelly, Leroy	9	1	0	0	0/0	0	0	0/0	0	60
Warfield, Paul	0	10	0	0	0/0	0	0	0/0	0	60

PASSING	ATT	CMP	YDS	PCT	AV/AT	TD	TD%	INT	INT%	LG	TKLD	RATING
Nelsen, Bill	352	190	2,743	54.0	7.79	23	6.5	19	5.4	82t	17/164	78.8
Kelly, Leroy	5	1	36	20.0	7.20	1	20.0	0	0.0	36t	0/0	96.7
Rhyme, Jerry	19	7	35	36.8	1.84	0	0.0	2	10.5	22	3/26	5.7
Morrison, Reece	1	1	16	100.0	16.00	0	0.0	0	0.0	16	0/0	118.8
Johnson, Ron	1	0	0	0.0	0.00	0	0.0	0	0.0	0	0/0	39.6
Browns	378	199	2,830	52.6	7.49	24	6.3	21	5.6	82t	20/190	75.2
Opponents	387	202	2,787	52.2	7.20	19	4.9	19	4.9	84t	37/323	71.5

Johnson, Ron	7	0	0	0	0/0	0	0	0/0	0	42
Glass, Chip	0	2	0	0	0/0	0	0	0/0	0	12
Johnson, W.	0	0	0	1	0/0	0	0	0/0	0	6
Barnes, Erich	0	0	0	1	0/0	0	0	0/0	0	6
Sumner, Walt	0	0	0	1	0/0	0	0	0/0	0	6
Morrison, R.	1	0	0	0	0/0	0	0	0/0	0	6
Kellermann, E.	0	0	0	1	0/0	0	0	0/0	0	6
Browns	17	24	0	4	45/45	0	0	12/23	0	351
Opponents	18	19	1	0	36/37	0	0	12/22	0	300

RUSHING	NO	YDS	AVG	LG	TD
Kelly, Leroy	196	817	4.2	31	9
Johnson, Ron	138	472	3.4	48t	7
Morrison, Reece	59	300	5.1	54	1
Scott, Bo	44	157	3.6	20	0
Nelsen, Bill	5	-11	-2.2	3	0
Morin, Milt	2	30	15.0	22	0
Warfield, Paul	2	23	11.5	16	0
Rhyme, Jerry	1	0	0.0	0	0
Browns	447	1,788	4.0	54	17
Opponents	417	1,956	4.7	57	18

RECEIVING	NO	YDS	AVG	LG	TD
Collins, Gary	54	786	14.6	48t	11
Warfield, Paul	42	886	21.1	82t	10
Morin, Milt	37	495	13.4	35	0
Johnson, Ron	24	164	6.8	18	0
Kelly, Leroy	20	267	13.4	36	1
Morrison, Reece	6	71	11.8	26	0
Scott, Bo	6	25	4.2	14	0
Glass, Chip	4	91	22.8	40	2
Jones, Dave	2	33	16.5	22	0
Hooker, Fair	2	21	10.5	12	0
Leigh, Charles	2	-9	-4.5	-4	0
Browns	199	2,830	14.2	82t	24
Opponents	202	2,787	13.8	84t	19

INTERCEPTIONS	NO	YDS	AVG	LG	TD
Howell, Mike	6	21	3.5	11	0
Sumner, Walt	4	82	20.5	40t	1
Kellermann, Ernie	3	40	13.3	40t	1
Garlington, John	2	4	2.0	4	0
Barnes, Erich	1	55	55.0	55t	1
Gregory, Jack	1	12	12.0	12	0
Lindsey, Dale	1	3	3.0	3	0
Upshaw, Marvin	1	0	0.0	0	0
Browns	19	217	11.4	55t	3
Opponents	21	275	13.1	56	1

PUNTING	NO	YDS	AVG	IN20	TB	LG	BLK
Cockroft, Don	57	2,138	37.5	0	6	55	1
Collins, Gary	3	112	37.3	0	1	59	0
Browns	60	2,250	37.5	0	7	59	1
Opponents	64	2,593	40.5	0	0	58	0

PUNT RETURNS	NO	FC	YDS	AVG	LG	TD
Sumner, Walt	9	11	72	8.0	21	0
Morrison, Reece	11	3	49	4.5	15	0
Kelly, Leroy	7	0	28	4.0	13	0
Leigh, Charles	5	1	18	3.6	14	0
Browns	32	15	167	5.2	21	0
Opponents	20	21	72	3.6	55	0

KICKOFF RETURNS	NO	YDS	AVG	LG	TD
Scott, Bo	25	722	28.9	65	0
Morrison, Reece	9	155	17.2	31	0
Brown, Dean	2	45	22.5	24	0
Kelly, Leroy	2	26	13.0	14	0
Leigh, Charles	2	6	3.0	6	0
Johnson, Ron	1	31	31.0	31	0
Kanicki, Jim	1	0	0.0	0	0
Jenkins, Al	1	0	0.0	0	0
Matheson, Bob	1	0	0.0	0	0
Mitchell, Alvin	1	0	0.0	0	0
Howell, Mike	1	0	0.0	0	0
Browns	46	985	21.4	65	0
Opponents	56	1,166	20.8	48	0

FIELD GOALS	1-19	20-29	30-39	40-49	50+	TOT
Cockroft, Don	0/0	7/8	3/8	2/6	0/1	12/23
Browns	0/0	7/8	3/8	2/6	0/1	12/23
Opponents	2/3	4/5	5/6	1/6	0/2	12/22

1970 (7-7)

STAFF

COACH: Blanton Collier
DIVISION FINISH: 2nd AFC Central
1970 USUAL STARTING LINEUPS

OFFENSE		DEFENSE	
WR 43	F. Hooker, 85 H. Jones	LDE 88	Ron Snidow
LT 77	Dick Schafrath	80	Joe Jones
LG 65	John DeMarie	LDT 71	Walter Johnson
C 54	Fred Hoaglin	RDT 72	Jerry Sherk
RG 66	Gene Hickerson	RDE 81	Jack Gregory
RT 62	Joe Taftoni	LLB 82	Jim Houston
TE 89	Milt Morin	50	John Garlington
83	Chip Glass	MLB 82	Jim Houston
WR 86	Gary Collins	56	Bob Matheson
85	Homer Jones	RLB 52	Billy Andrews
QB 16	Bill Nelsen	51	Dale Lindsey
15	Mike Phipps	LCB 40	Erich Barnes
RB 44	Leroy Kelly	RCB 29	Walt Sumner
26	Reece Morrison	28	Ben Davis
RB 35	Bo Scott	LS 24	Ernie Kellermann
26	Reece Morrison	RS 34	Mike Howell

RADIO ANNOUNCERS:
 Gib Shanley, Jim Graner (WHK 1420 AM)

PLAYERS

2021 SEASON

HISTORY

RECORDS

GAME DAY

DATE	RESULT	OPPONENT	ATT
9/21	W, 31-21	New York Jets	85,703
9/27	L, 31-34	at San Francisco 49ers	37,502
10/3	W, 15-7	Pittsburgh Steelers	84,349
10/11	W, 30-27	Cincinnati Bengals	83,520
10/18	L, 24-41	Detroit Lions	83,577
10/25	W, 28-0	at Miami Dolphins	75,313
11/1	L, 10-27	San Diego Chargers	80,047
11/8	L, 20-23	at Oakland Raiders	54,463
11/15	L, 10-14	at Cincinnati Bengals	60,007
11/22	W, 28-14	Houston Oilers	74,723
11/29	L, 9-28	at Pittsburgh Steelers	50,214
12/7	W, 21-10	at Houston Oilers	50,582
12/12	L, 2-6	Dallas Cowboys	75,458
12/20	W, 27-13	at Denver Broncos	51,001

TEAM STATISTICS	BROWNS	OPPONENT
Total First Downs	239	236
Rushing	84	104
Passing	134	120
Penalty	21	12
Total Net Yards	4,161	4,244
Avg. Per Game	297.2	303.1
Total Plays	870	844
Avg. Per Play	4.8	5.0
Net Yards Rushing	1,579	2,006
Avg. Per Game	112.8	143.3
Total Rushes	462	451
Net Yards Passing	2,582	2,238
Avg. Per Game	184.4	159.9
Sacked/Yards Lost	16/170	35/290
Gross Yards	2,752	2,528
Attempts/Completions	392/190	357/186
Completion Pct.	48.5%	52.1%
Had Intercepted	24	19
Punts/Avg.	71/42.6	66/42.4
Net Punting Avg.	71/41.4	66/38.9
Penalties/Yards Lost	65/634	88/871
Fumbles/Ball Lost	24/14	28/12
Touchdowns	35	32
Rushing	14	10
Passing	17	16
Returns	4	6

SCORE BY PERIODS	1ST	2ND	3RD	4TH	OT	TOT
Browns	54	92	85	55	0	— 286
Opponents	54	100	37	74	0	— 265

SCORING	RU	PA	ST	DF	PAT	ZRU	ZPA	FG	SAF	TP
Cockroft, Don	0	0	0	0	34/35	0	0	12/22	0	70
Scott, Bo	7	4	0	0	0/0	0	0	0/0	0	66
Kelly, Leroy	6	2	0	0	0/0	0	0	0/0	0	48
Collins, Gary	0	4	0	0	0/0	0	0	0/0	0	24
Jones, Homer	0	1	1	0	0/0	0	0	0/0	0	12
Glass, Chip	0	2	0	0	0/0	0	0	0/0	0	12

PASSING	ATT	CMP	YDS	PCT	AVI/AT	TD	TD%	INT	LG	TKLD	RATING
Nelsen, Bill	313	159	2,156	50.8	6.89	16	5.1	16	5.1	78t	8/79
Phipps, Mike	60	29	529	48.3	8.82	1	1.7	5	8.3	53t	7/86
Gault, Don	19	2	67	10.5	3.53	0	0.0	3	15.8	44	1/5
Browns	392	190	2,752	48.5	7.02	17	4.3	24	6.1	78t	16/170
Opponents	357	186	2,528	52.1	7.08	16	4.5	19	5.3	81t	35/290

Hooker, Fair	0	2	0	0	0/0	0	0	0/0	0	12
Andrews, Billy	0	0	0	1	0/0	0	0	0/0	0	6
Morrison, Reece	0	1	0	0	0/0	0	0	0/0	0	6
Barnes, Erich	0	0	0	1	0/0	0	0	0/0	0	6
Minniear, Randy	1	0	0	0	0/0	0	0	0/0	0	6
Lindsey, Dale	0	0	0	1	0/0	0	0	0/0	0	6
Morin, Milt	0	1	0	0	0/0	0	0	0/0	0	6
Johnson, Walter	0	0	0	0	0/0	0	0	0/0	0	1.2
Snidow, Ron	0	0	0	0	0/0	0	0	0/0	0	1.2
Reynolds, Chuck	0	0	0	0	0/0	0	0	0/0	0	1.2
Browns	14	17	1	3	34/35	0	0	12/22	3	286
Opponents	10	16	6	0	31/32	0	0	14/26	0	265

RUSHING	NO	YDS	AVG	LG	TD
Kelly, Leroy	206	656	3.2	33t	6
Scott, Bo	151	625	4.1	63t	7
Morrison, Reece	73	175	2.4	18	0
Minniear, Randy	12	39	3.3	9	1
Phipps, Mike	11	94	8.5	26	0
Nelsen, Bill	7	-4	-0.6	2	0
Morin, Milt	1	2	2.0	2	0
Brown, Ken	1	-8	-8.0	-8	0
Browns	462	1,579	3.4	63t	14
Opponents	451	2,006	4.4	73	11

RECEIVING	NO	YDS	AVG	LG	TD
Scott, Bo	40	351	8.8	24	4
Morin, Milt	37	611	16.5	36	1
Hooker, Fair	28	490	17.5	69	2
Collins, Gary	26	351	13.5	28	4
Kelly, Leroy	24	311	13.0	55	2
Glass, Chip	19	403	21.2	78t	2
Jones, Homer	10	141	14.1	43t	1
Morrison, Reece	5	95	19.0	53t	1
Minniear, Randy	1	-1	-1.0	-1	0
Browns	190	2,752	14.5	78t	17
Opponents	186	2,528	13.6	81t	16

INTERCEPTIONS	NO	YDS	AVG	LG	TD
Barnes, Erich	5	85	17.0	38t	1
Sumner, Walt	4	85	21.3	34	0
Lindsey, Dale	2	65	32.5	56t	1
Houston, Jim	1	25	25.0	25	0
Andrews, Billy	1	25	25.0	25t	1
Kellermann, Ernie	1	18	18.0	18	0
Matheson, Bob	1	11	11.0	11	0
Garlington, John	1	6	6.0	6	0
Johnson, Walter	1	4	4.0	4	0
Howell, Mike	1	0	0.0	0	0
Davis, Ben	1	0	0.0	0	0
Browns	19	324	17.1	56t	3
Opponents	24	399	16.6	62t	4

PUNTING	NO	YDS	AVG	IN20	TB	LG	BLK
Cockroft, Don	71	3,023	42.6	0	7	71	1
Browns	71	3,023	42.6	0	7	71	1
Opponents	66	2,801	42.4	0	3	65	0

PUNT RETURNS	NO	FC	YDS	AVG	LG	TD
Morrison, Reece	15	2	133	8.9	34	0
Sumner, Walt	8	11	70	8.8	38	0
Schoen, Tom	8	1	18	2.3	7	0
Kelly, Leroy	2	0	15	7.5	12	0
Jenkins, Al	1	0	0	0.0	0	0
Jones, Dave	0	2	0	0.0	0	0
Browns	34	16	236	6.9	38	0
Opponents	23	28	83	3.6	33	0

KICKOFF RETURNS	NO	YDS	AVG	LG	TD
Jones, Homer	29	739	25.5	94t	1
Morrison, Reece	7	153	21.9	36	0
Brown, Ken	2	44	22.0	32	0
Matheson, Bob	2	21	10.5	14	0
Schoen, Tom	1	27	27.0	27	0
Righetti, Joe	1	17	17.0	17	0
Morin, Milt	1	0	0.0	0	0
Glass, Chip	1	0	0.0	0	0
Browns	44	1,001	22.8	94t	1
Opponents	39	956	24.5	91	0

FIELD GOALS	1-19	20-29	30-39	40-49	50+	TOT
Cockroft, Don	3/4	2/3	4/7	3/7	0/1	12/22
Browns	3/4	2/3	4/7	3/7	0/1	12/22
Opponents	2/2	1/4	5/7	3/7	3/6	14/26

1971 (9-5)

COACH: Nick Skorich

DIVISION FINISH: 1st AFC Central

1971 USUAL STARTING LINEUPS

OFFENSE		DEFENSE	
WR 43	Fair Hooker	LDE 80	J. Jones, 88 R. Snidow
LT 77	Dick Schafrath	LDT 71	Walter Johnson
73	Doug Dieken	RDT 72	Jerry Sherk
LG 65	John DeMarie	RDE 81	Jack Gregory
C 54	Fred Hoaglin	LLB 82	Jim Houston
64	Jim Copeland	50	Jim Garlington
RG 66	Gene Hickerson	MLB 51	Dale Lindsey
RT 78	Bob McKay	82	Jim Houston
TE 89	Milt Morin	RLB 52	Billy Andrews
WR 86	Gary Collins	51	Dale Lindsey
25	Frank Pitts	LCB 22	C. Scott, 20 F. Summers
QB 16	Bill Nelsen	RCB 28	B. Davis, 29 W. Sumner
15	Mike Phipps	LS 29	Walt Sumner
RB 44	Leroy Kelly	24	Ernie Kellermann
RB 35	Bo Scott	RS 34	M. Howell, 40 E. Barnes

RADIO ANNOUNCERS:

Gib Shanley, Jim Graner (WHK 1420 AM)

DATE	RESULT	OPPONENT	ATT
9/19	W, 31-0	Houston Oilers	73,387
9/26	W, 14-13	at Baltimore Colts	56,837
10/4	L, 20-34	Oakland Raiders	84,285
10/10	W, 27-17	Pittsburgh Steelers	83,391
10/17	W, 27-24	at Cincinnati Bengals	60,284
10/24	L, 0-27	Denver Broncos	75,674
10/31	L, 14-31	Atlanta Falcons	76,825
11/7	L, 9-26	at Pittsburgh Steelers	50,202
11/14	L, 7-13	at Kansas City Chiefs	50,388
11/21	W, 27-7	New England Patriots	65,238
11/28	W, 37-24	at Houston Oilers	37,921
12/5	W, 31-27	Cincinnati Bengals	82,705
12/12	W, 21-17	at New Orleans Saints	72,794
12/19	W, 20-13	at Washington Redskins	53,041

PLAYOFF			
12/26	L, 3-20	Baltimore Colts	74,082

TEAM STATISTICS

	BROWNS	OPPONENT
Total First Downs	231	232
Rushing	89	115
Passing	127	100
Penalty	15	17
Total Net Yards	3,857	4,194
Avg. Per Game	275.5	299.6
Total Plays	859	848
Avg. Per Play	4.5	4.9
Net Yards Rushing	1,558	2,227
Avg. Per Game	111.3	159.1
Total Rushes	461	484
Net Yards Passing	2,299	1,967
Avg. Per Game	164.2	140.5
Sacked/Yards Lost	22/222	25/203
Gross Yards	2,521	2,170
Attempts/Completions	376/188	339/156
Completion Pct.	50.0%	46.0%
Had Intercepted	27	24
Punts/Avg.	67/39.9	66/42.4
Net Punting Avg.	67/36.5	66/37.0
Penalties/Yards Lost	68/612	86/772
Fumbles/Ball Lost	29/18	31/16
Touchdowns	34	30
Rushing	19	14
Passing	14	12
Returns	1	4

SCORE BY PERIODS	1ST	2ND	3RD	4TH	OT	TOT
Browns	47	71	64	103	0	285
Opponents	51	120	23	79	0	273

SCORING	RU	PA	ST	DF	PAT	ZRU	ZPA	FG	SAF	TP
Cockroft, Don	0	0	0	0	34/34	0	0	15/28	0	79
Kelly, Leroy	10	2	0	0	0/0	0	0	0/0	0	72
Scott, Bo	9	1	0	0	0/0	0	0	0/0	0	60
Pitts, Frank	0	4	0	0	0/0	0	0	0/0	0	24
Collins, Gary	0	3	0	0	0/0	0	0	0/0	0	18

PASSING	ATT	CMP	YDS	PCT	AV/AT
Nelsen, Bill	325	174	2,319	53.5	7.14
Phipps, Mike	47	13	179	27.7	3.81
Kelly, Leroy	4	1	23	25.0	5.75
Browns	376	188	2,521	50.0	6.70
Opponents	339	156	2,170	46.0	6.40

Morin, Milt	0	2	0	0	0/0	0	0	0/0	0	12
Glass, Chip	0	1	0	0	0/0	0	0	0/0	0	6
Johnson, W.	0	0	0	1	0/0	0	0	0/0	0	6
Hooker, Fair	0	1	0	0	0/0	0	0	0/0	0	6
Dieken, Doug	0	0	0	0	0/0	0	0	0/0	1	2
Browns	19	14	0	1	34/34	0	0	0	15/28	285
Opponents	14	12	4	0	30/30	0	0	0	21/31	273

RUSHING	NO	YDS	AVG	LG	TD
Kelly, Leroy	234	865	3.7	35	10
Scott, Bo	179	606	3.4	35	9
Nelsen, Bill	13	-18	-1.4	4	0
Brown, Ken	11	47	4.3	17	0
Cornell, Bo	11	12	1.1	6	0
Phipps, Mike	6	35	5.8	15	0
Morrison, Reece	5	-2	-0.4	4	0
Cockroft, Don	1	12	12.0	12	0
Morin, Milt	1	1	1.0	1	0
Browns	461	1,558	3.4	35	19
Opponents	484	2,227	4.6	86t	14

RECEIVING	NO	YDS	AVG	LG	TD
Hooker, Fair	45	649	14.4	48	1
Morin, Milt	40	581	14.5	31	2
Scott, Bo	30	233	7.8	35	1
Pitts, Frank	27	487	18.0	53t	4
Kelly, Leroy	25	252	10.1	29	2
Collins, Gary	15	231	15.4	29	3
Jones, Dave	4	66	16.5	21	0
Cornell, Bo	1	18	18.0	18	0
Glass, Chip	1	4	4.0	4t	1
Browns	188	2,521	13.4	53t	14
Opponents	156	2,170	13.9	53	12

INTERCEPTIONS	NO	YDS	AVG	LG	TD
Sumner, Walt	5	35	7.0	25	0
Scott, Clarence	4	47	11.8	21	0
Andrews, Billy	3	34	11.3	19	0
Kellermann, Ernie	3	0	0.0	0	0
Howell, Mike	2	93	46.5	68	0
Lindsey, Dale	2	50	25.0	29	0
Davis, Ben	2	18	9.0	15	0
Sherk, Jerry	2	3	1.5	3	0
Garlington, John	1	0	0.0	0	0
Snidow, Ron	0	3	0.0	0	0
Browns	24	283	11.8	68	0
Opponents	27	453	16.8	66	2

PUNTING	NO	YDS	AVG	IN20	TB	LG	BLK
Cockroft, Don	62	2,508	40.5	0	2	59	2
Collins, Gary	5	162	32.4	0	0	42	0
Browns	67	2,670	39.9	0	2	59	2
Opponents	66	2,800	42.4	0	7	59	1

PUNT RETURNS	NO	FC	YDS	AVG	LG	TD
Kelly, Leroy	30	4	292	9.7	74	0
Jones, Dave	9	2	63	7.0	20	0
Kellermann, Ernie	1	0	4	4.0	4	0
Browns	40	6	359	9.0	74	0
Opponents	26	19	227	8.7	45	0

KICKOFF RETURNS	NO	YDS	AVG	LG	TD
Brown, Ken	15	330	22.0	35	0
Morrison, Reece	9	267	29.7	52	0
Pitts, Frank	9	238	26.4	35	0
Brown, Stan	7	157	22.4	32	0
Houston, Jim	1	21	21.0	21	0
Cornell, Bo	1	19	19.0	19	0
Dieken, Doug	1	16	16.0	16	0
Kelly, Leroy	1	11	11.0	11	0
Kellermann, Ernie	1	5	5.0	5	0
Glass, Chip	1	1	1.0	1	0
Browns	46	1,065	23.2	52	0
Opponents	55	1,252	22.8	58	0

FIELD GOALS	1-19	20-29	30-39	40-49	50+	TOT
Cockroft, Don	2/3	6/6	6/9	1/9	0/1	15/28
Browns	2/3	6/6	6/9	1/9	0/1	15/28
Opponents	6/7	9/11	4/8	2/4	0/1	21/31

	TD	TD%	INT	INT%	LG	TKLD	RATING
Nelsen, Bill	13	4.0	23	7.1	53t	22/222	60.3
Phipps, Mike	1	2.1	4	8.5	39	0/0	14.6
Kelly, Leroy	0	0.0	0	0.0	23	0/0	51.0
Browns	14	3.7	27	7.2	53t	22/222	54.2
Opponents	12	3.5	24	7.1	53	25/203	49.4

1972 (10-4)

COACH: Nick Skorich
DIVISION FINISH: 2nd AFC Central
1972 USUAL STARTING LINEUPS

OFFENSE		DEFENSE	
WR 43	Fair Hooker	LDE 87	Rich Jackson
LT 73	Doug Dieken	81	Nick Roman
LG 66	Gene Hickerson	LDT 71	Walter Johnson
C 61	Bob DeMarco	RDT 72	Jerry Sherk
54	Fred Hoaglin	RDE 84	Bob Briggs
RG 65	John DeMarie	81	Nick Roman
68	Bob Pena	LLB 59	Charlie Hall
RT 78	Bob McKay	MLB 51	Dale Lindsey
65	John DeMarie	82	Jim Houston
TE 89	Milt Morin	RLB 52	Billy Andrews
WR 25	Frank Pitts	50	John Garlington
85	Paul Staroba	LCB 22	Clarence Scott
QB 15	Mike Phipps	RCB 28	Ben Davis
16	Bill Nelsen	SS 27	Thom Darden
RB 44	Leroy Kelly	34	Mike Howell
RB 35	Bo Scott	FS 29	Walt Sumner
		27	Thom Darden

RADIO ANNOUNCERS:
 Gib Shanley, Jim Graner (WHK 1420 AM)

DATE	RESULT	OPPONENT	ATT
9/17	L, 10-26	Green Bay Packers	75,771
9/24	W, 27-17	at Philadelphia Eagles	65,720
10/1	W, 27-6	Cincinnati Bengals	81,564
10/8	L, 7-31	Kansas City Chiefs	83,819
10/15	L, 0-17	Chicago Bears	72,339
10/22	W, 23-17	at Houston Oilers	38,113
10/29	W, 27-20	at Denver Broncos	51,656
11/5	W, 20-0	Houston Oilers	61,985
11/13	W, 21-17	at San Diego Chargers	54,205
11/19	W, 26-24	Pittsburgh Steelers	83,009
11/26	W, 27-10	Buffalo Bills	70,104
12/3	L, 0-30	at Pittsburgh Steelers	50,350
12/9	W, 27-24	at Cincinnati Bengals	59,524
12/17	W, 26-10	at New York Jets	62,614
		PLAYOFF	
12/24	L, 14-20	at Miami Dolphins	78,196

TEAM STATISTICS	BROWNS	OPPONENT
Total First Downs	215	240
Rushing	102	130
Passing	101	89
Penalty	12	21
Total Net Yards	3,709	4,069
Avg. Per Game	264.9	290.6
Total Plays	817	868
Avg. Per Play	4.5	4.7
Net Yards Rushing	1,793	2,333
Avg. Per Game	128.1	166.6
Total Rushes	453	520
Net Yards Passing	1,916	1,736
Avg. Per Game	136.9	124.0
Sacked/Yards Lost	27/219	38/258
Gross Yards	2,135	1,994
Attempts/Completions	337/158	310/160
Completion Pct.	46.9%	51.6%
Had Intercepted	19	13
Punts/Avg.	81/43.2	74/40.9
Net Punting Avg.	81/38.8	74/38.0
Penalties/Yards Lost	57/536	63/557
Fumbles/Ball Lost	21/9	39/16
Touchdowns	29	27
Rushing	13	13
Passing	13	14
Returns	3	0

SCORE BY PERIODS	1ST	2ND	3RD	4TH	OT	TOT
Browns	39	95	46	88	0	— 268
Opponents	61	57	72	59	0	— 249

SCORING	RU	PA	ST	DF	PAT	2RU	2PA	FG	SAF	TP
Cockroft, Don	0	0	0	0	28/29	0	0	22/27	0	94
Pitts, Frank	0	8	0	0	0/0	0	0	0/0	0	48
Kelly, Leroy	4	1	0	0	0/0	0	0	0/0	0	30

PASSING	ATT	CMP	YDS	PCT	AVIAT	TD	TD%	INT	INT%	LG	TKLD	RATNG
Phipps, Mike	305	144	1,994	47.2	6.54	13	4.3	16	5.2	80t	23/183	61.0
Nelsen, Bill	31	14	141	45.2	4.55	0	0.0	3	9.7	26t	3/29	19.1
Kelly, Leroy	1	0	0	0.0	0.00	0	0.0	0	0.0	0	1/7	39.6
Browns	337	158	2,135	46.9	6.34	13	3.9	19	5.6	80t	27/219	56.9
Opponents	310	160	1,994	51.6	6.43	14	4.5	13	4.2	80t	38/258	69.5

Phipps, Mike	5	0	0	0	0/0	0	0	0/0	0	30
Hooker, Fair	0	2	0	0	0/0	0	0	0/0	0	12
Scott, Bo	2	0	0	0	0/0	0	0	0/0	0	12
Brown, Ken	2	0	0	0	0/0	0	0	0/0	0	12
Morin, Milt	0	1	0	0	0/0	0	0	0/0	0	6
Staroba, Paul	0	1	0	0	0/0	0	0	0/0	0	6
Briggs, Bob	0	0	0	1	0/0	0	0	0/0	0	6
Roman, Nick	0	0	0	1	0/0	0	0	0/0	0	6
Scott, Clarence	0	0	1	0	0/0	0	0	0/0	0	6
Browns	13	13	1	2	28/29	0	0	22/27	0	268
Opponents	13	14	0	2	27/27	0	0	20/29	0	249

RUSHING	NO	YDS	AVG	LG	TD
Kelly, Leroy	224	811	3.6	18	4
Scott, Bo	123	571	4.6	27t	2
Phipps, Mike	60	256	4.3	18	5
Brown, Ken	32	114	3.6	14	2
Cornell, Bo	7	8	1.1	7	0
Pitts, Frank	3	29	9.7	13	0
Lefear, Billy	3	6	2.0	4	0
Nelsen, Bill	1	-2	-2.0	-2	0
Browns	453	1,793	4.0	27t	13
Opponents	520	2,333	4.5	75t	13

RECEIVING	NO	YDS	AVG	LG	TD
Pitts, Frank	36	620	17.2	80t	8
Hooker, Fair	32	441	13.8	43	2
Morin, Milt	30	540	18.0	36	1
Kelly, Leroy	23	204	8.9	28	1
Scott, Bo	23	172	7.5	30	0
Brown, Ken	5	64	12.8	19	0
Glass, Chip	5	61	12.2	24	0
Cornell, Bo	2	7	3.5	5	0
Staroba, Paul	1	19	19.0	19t	1
Richardson, Gloster	1	7	7.0	7	0
Browns	158	2,135	13.5	80t	13
Opponents	160	1,994	12.5	80t	14

INTERCEPTIONS	NO	YDS	AVG	LG	TD
Darden, Thom	3	64	21.3	20	0
Davis, Ben	3	10	3.3	10	0
Roman, Nick	1	36	36.0	36t	1
Briggs, Bob	1	16	16.0	16	0
Hall, Charlie	1	12	12.0	12	0
Garlington, John	1	10	10.0	10	0
Andrews, Billy	1	4	4.0	4	0
Johnson, Walter	1	1	1.0	1	0
Howell, Mike	1	1	1.0	1	0
Browns	13	154	11.8	36t	1
Opponents	19	145	7.6	35	0

PUNTING	NO	YDS	AVG	IN20	TB	LG	BLK
Cockroft, Don	81	3,498	43.2	0	4	65	0
Browns	81	3,498	43.2	0	4	65	0
Opponents	74	3,023	40.9	0	7	60	0

PUNT RETURNS	NO	FC	YDS	AVG	LG	TD
Majors, Bobby	16	6	96	6.0	41	0
Darden, Thom	15	7	71	4.7	37	0
Kelly, Leroy	5	3	40	8.0	14	0
Sumner, Walt	1	2	14	14.0	14	0
Browns	37	18	221	6.0	41	0
Opponents	46	21	357	7.8	60	0

KICKOFF RETURNS	NO	YDS	AVG	LG	TD
Brown, Ken	20	473	23.6	47	0
Majors, Bobby	10	222	22.2	40	0
Lefear, Billy	6	138	23.0	29	0
Morrison, Reece	3	67	22.3	32	0
Johnson, Walter	2	33	16.5	24	0
Browns	41	933	22.8	47	0
Opponents	50	1,198	24.0	66	0

FIELD GOALS	1-19	20-29	30-39	40-49	50+	TOT
Cockroft, Don	5/5	7/8	7/8	2/5	1/1	22/27
Browns	5/5	7/8	7/8	2/5	1/1	22/27
Opponents	6/7	2/5	7/9	5/7	0/1	20/29

STAFF

PLAYERS

2021 SEASON

HISTORY

RECORDS

GAME DAY

1973 (7-5-2)

COACH: Nick Skorich
DIVISION FINISH: 3rd AFC Central
1973 USUAL STARTING LINEUPS

OFFENSE		DEFENSE	
WR 43	Fair Hooker	LDE 80	Joe Jones
	42 Gloster Richardson	LDT 71	Walter Johnson
LT 73	Doug Dieken	RDT 72	Jerry Sherk
LG 66	Gene Hickerson	RDE 81	Nick Roman
C 61	Bob DeMarco	LLB 59	Charlie Hall
	64 Jim Copeland	MLB 60	Bob Babich
RG 65	John DeMarie	52	Billy Andrews
RT 78	Bob McKay	RLB 50	John Garlington
TE 89	Milt Morin	LCB 22	Clarence Scott
	83 Chip Glass	RCB 28	Ben Davis
WR 25	Frank Pitts	23	Clifford Brooks
	42 Gloster Richardson	SS 29	Walt Sumner
QB 15	Mike Phipps	21	Van Green
RB 44	L. Kelly, 26 B. Lefear	FS 27	Thom Darden
RB 30	Ken Brown	21	Van Green

RADIO ANNOUNCERS:
 Gib Shanley, Jim Graner (WHK 1420 AM)

DATE	RESULT	OPPONENT	ATT
9/16	W, 24-14	Baltimore Colts	74,303
9/23	L, 6-33	at Pittsburgh Steelers	49,396
9/30	W, 12-10	New York Giants	76,065
10/7	W, 17-10	Cincinnati Bengals	70,805
10/15	L, 9-17	Miami Dolphins	72,070
10/21	W, 42-13	Houston Oilers	61,146
10/28	T, 16-16	San Diego Chargers	68,244
11/4	L, 3-26	at Minnesota Vikings	45,590
11/11	W, 23-13	at Houston Oilers	37,230
11/18	W, 7-3	at Oakland Raiders	47,398
11/25	W, 21-16	Pittsburgh Steelers	67,773
12/2	T, 20-20	at Kansas City Chiefs	70,296
12/9	L, 17-34	at Cincinnati Bengals	58,266
12/16	L, 17-30	at Los Angeles Rams	73,948

TEAM STATISTICS	BROWNS	OPPONENT
Total First Downs	200	196
Rushing	107	102
Passing	79	79
Penalty	14	15
3rd Down: Made/Att	61/190	62/205
3rd Down Pct.	32.1%	30.2%
Total Net Yards	3,341	3,827
Avg. Per Game	238.6	273.4
Total Plays	859	854
Avg. Per Play	3.9	4.5
Net Yards Rushing	1,968	2,091
Avg. Per Game	140.6	149.4
Total Rushes	506	513
Net Yards Passing	1,373	1,736
Avg. Per Game	98.1	124.0
Sacked/Yards Lost	45/368	29/248
Gross Yards	1,741	1,984
Attempts/Completions	308/152	312/144
Completion Pct.	49.4%	46.2%
Had Intercepted	20	12
Punts/Avg.	82/40.5	78/40.4
Net Punting Avg.	82/37.1	78/36.4
Penalties/Yards Lost	70/620	79/738
Fumbles/Ball Lost	34/17	21/9
Touchdowns	24	24
Rushing	12	7
Passing	10	16
Returns	2	1

SCORE BY PERIODS	1ST	2ND	3RD	4TH	OT	TOT
Browns	58	63	46	67	0	— 234
Opponents	50	76	69	60	0	— 255

SCORING	RU	PA	ST	DF	PAT	2RU	2PA	FG	SAF	TP
Cockroft, Don	0	0	0	0	24/24	0	0	22/31	0	90
Pruitt, Greg	4	1	0	0	0/0	0	0	0/0	0	30
Phipps, Mike	5	0	0	0	0/0	0	0	0/0	0	30

PASSING	ATT	CMP	YDS	PCT	AV/AT	TD	TD%	INT	INT%	LG	TKLD	RATING
Phipps, Mike	299	148	1,719	49.5	5.75	9	3.0	20	6.7	51t	44/362	49.4
Horn, Don	8	4	22	50.0	2.75	1	12.5	0	0.0	12	1/6	95.8
Pruitt, Greg	1	0	0	0.0	0.00	0	0.0	0	0.0	0	0/0	39.6
Browns	308	152	1,741	49.4	5.65	10	3.2	20	6.5	51t	45/368	50.5
Opponents	312	144	1,984	46.2	6.36	16	5.1	12	3.8	70t	29/248	68.1

Pitts, Frank	0	4	0	0	0/0	0	0	0/0	0	24
Kelly, Leroy	3	0	0	0	0/0	0	0	0/0	0	18
Hooker, Fair	0	2	0	0	0/0	0	0	0/0	0	12
Morin, Milt	0	1	0	0	0/0	0	0	0/0	0	6
Richardson, G.	0	1	0	0	0/0	0	0	0/0	0	6
Scott, Bo	0	1	0	0	0/0	0	0	0/0	0	6
Scott, C.	0	0	0	1	0/0	0	0	0/0	0	6
Green, Van	0	0	0	1	0/0	0	0	0/0	0	6
Browns	12	10	0	2	24/24	0	0	22/31	0	234
Opponents	7	16	1	0	24/24	0	0	29/46	0	255

RUSHING	NO	YDS	AVG	LG	TD
Brown, Ken	161	537	3.3	17	0
Kelly, Leroy	132	389	2.9	19	3
Pruitt, Greg	61	369	6.0	65t	4
Phipps, Mike	60	395	6.6	27	5
Scott, Bo	34	79	2.3	20	0
McKinnis, Hugh	28	77	2.8	12	0
Lefear, Billy	26	135	5.2	43	0
Richardson, Gloster	3	-10	-3.3	4	0
Cockroft, Don	1	-3	-3.0	-3	0
Browns	506	1,968	3.9	65t	12
Opponents	513	2,091	4.1	70	7

RECEIVING	NO	YDS	AVG	LG	TD
Pitts, Frank	31	317	10.2	26t	4
Morin, Milt	26	417	16.0	51t	1
Brown, Ken	22	187	8.5	46	0
Hooker, Fair	18	196	10.9	26	2
Kelly, Leroy	15	180	12.0	36	0
Richardson, Gloster	12	175	14.6	32	1
Pruitt, Greg	9	110	12.2	42	1
Scott, Bo	6	23	3.8	9	1
Lefear, Billy	5	38	7.6	13	0
Holden, Steve	3	27	9.0	17	0
McKinnis, Hugh	3	11	3.7	12	0
Glass, Chip	2	60	30.0	47	0
Browns	152	1,741	11.5	51t	10
Opponents	144	1,984	13.8	70t	16

INTERCEPTIONS	NO	YDS	AVG	LG	TD
Scott, Clarence	5	71	14.2	45t	1
Davis, Ben	2	33	16.5	20	0
Sumner, Walt	2	4	2.0	4	0
Babich, Bob	1	48	48.0	48	0
Darden, Thom	1	36	36.0	36	0
Garlington, John	1	10	10.0	10	0
Browns	12	202	16.8	48	1
Opponents	20	271	13.6	39	0

PUNTING	NO	YDS	AVG	IN20	TB	LG	BLK
Cockroft, Don	82	3,321	40.5	0	3	71	1
Browns	82	3,321	40.5	0	3	71	1
Opponents	78	3,151	40.4	0	5	63	0

PUNT RETURNS	NO	FC	YDS	AVG	LG	TD
Pruitt, Greg	16	3	180	11.3	46	0
Darden, Thom	9	10	51	5.7	11	0
Lefear, Billy	7	2	51	7.3	19	0
Holden, Steve	2	0	19	9.5	19	0
Kelly, Leroy	1	0	7	7.0	7	0
Hall, Charlie	1	0	0	0.0	0	0
Browns	36	15	308	8.6	46	0
Opponents	44	19	280	6.4	48	0

KICKOFF RETURNS	NO	YDS	AVG	LG	TD
Pruitt, Greg	16	453	28.3	54	0
Lefear, Billy	15	337	22.5	59	0
Holden, Steve	8	172	21.5	29	0
Long, Mel	6	87	14.5	38	0
Romaniszyn, Jim	2	21	10.5	16	0
Dieken, Doug	2	14	7.0	9	0
Browns	49	1,084	22.1	59	0
Opponents	48	1,165	24.3	58	0

FIELD GOALS	1-19	20-29	30-39	40-49	50+	TOT
Cockroft, Don	4/4	7/8	4/7	7/11	0/1	22/31
Browns	4/4	7/8	4/7	7/11	0/1	22/31
Opponents	11/11	8/9	4/9	6/15	0/2	29/46

STAFF

PLAYERS

2021 SEASON

HISTORY

RECORDS

GAME DAY

1974 (4-10)

STAFF

COACH: Nick Skorich
DIVISION FINISH: 4th AFC Central

1974 USUAL STARTING LINEUPS

OFFENSE		DEFENSE	
WR 43	F. Hooker, 83 J. Dunbar	LDE 81	Nick Roman
LT 73	Doug Dieken	74	Carl Barisich
LG 69	P. Adams, 78 B. McKay	LDT 71	Walter Johnson
C 61	Bob DeMarco	RDT 72	Jerry Sherk
RG 65	John DeMarie	RDE 66	Mike Seifert
62	Glen Holloway	81	Nick Roman
RT 79	Gerry Sullivan	LLB 59	Charlie Hall
78	Bob McKay	MLB 60	Bob Babich
TE 89	Milt Morin	RLB 50	John Garlington
84	Jim Thaxton	LCB 22	Clarence Scott
WR 88	Steve Holden	RCB 21	Van Green
42	Gloster Richardson	23	Clifford Brooks
QB 15	M. Phipps, 17 B. Sipe	SS 21	Van Green
RB 30	K. Brown, 34 G. Pruitt	29	Walt Sumner
RB 34	Greg Pruitt	FS 27	Thom Darden
37	Hugh McKinnis	28	Eddie Brown

RADIO ANNOUNCERS:
 Gib Shanley, Jim Graner (WHK 1420 AM)

PLAYERS

2021 SEASON

DATE	RESULT	OPPONENT	ATT
9/15	L, 7-33	at Cincinnati Bengals	53,113
9/22	W, 20-7	Houston Oilers	58,988
9/29	L, 7-29	at St. Louis Cardinals	43,472
10/6	L, 24-40	Oakland Raiders	65,247
10/13	L, 24-34	Cincinnati Bengals	70,897
10/20	L, 16-20	at Pittsburgh Steelers	48,100
10/27	W, 23-21	Denver Broncos	60,478
11/3	L, 35-36	at San Diego Chargers	36,631
11/10	W, 21-14	at New England Patriots	61,279
11/17	L, 16-26	Pittsburgh Steelers	77,739
11/24	L, 10-15	Buffalo Bills	66,504
12/1	W, 7-0	San Francisco 49ers	24,559
12/7	L, 17-41	at Dallas Cowboys	48,754
12/15	L, 24-28	at Houston Oilers	37,910

TEAM STATISTICS	BROWNS	OPPONENT
Total First Downs	223	247
Rushing	104	126
Passing	92	95
Penalty	27	26
3rd Down: Made/Att	67/196	74/193
3rd Down Pct.	34.2%	38.3%
Total Net Yards	3,651	4,440
Avg. Per Game	260.8	317.1
Total Plays	876	890
Avg. Per Play	4.2	5.0
Net Yards Rushing	1,924	2,415
Avg. Per Game	137.4	172.5
Total Rushes	461	555
Net Yards Passing	1,727	2,025
Avg. Per Game	123.4	144.6
Sacked/Yards Lost	48/402	28/234
Gross Yards	2,129	2,259
Attempts/Completions	367/179	308/139
Completion Pct.	48.8%	45.1%
Had Intercepted	24	24
Punts/Avg.	90/40.5	76/38.0
Net Punting Avg.	90/32.6	76/31.1
Penalties/Yards Lost	78/767	81/731
Fumbles/Ball Lost	34/15	31/16
Touchdowns	30	43
Rushing	14	17
Passing	12	22
Returns	4	4

SCORE BY PERIODS	1ST	2ND	3RD	4TH	OT	TOT
Browns	61	60	57	73	0	251
Opponents	62	103	116	63	0	344

SCORING	RU	PA	ST	DF	PAT	2RU	2PA	FG	SAP	TF
Cockroft, Don	0	0	0	0	29/30	0	0	14/16	0	71
Brown, Ken	4	2	0	0	0/0	0	0	0/0	0	36
Pruitt, Greg	3	1	1	0	0/0	0	0	0/0	0	30
Sipe, Brian	4	0	0	0	0/0	0	0	0/0	0	24

HISTORY

RECORDS

PASSING	ATT	CMP	YDS	PCT	AVIAT	TD	TD%	INT	INT%	LG	TKLD	RATING
Phipps, Mike	256	117	1,384	45.7	5.41	9	3.5	17	6.6	55	33/280	46.7
Sipe, Brian	108	59	603	54.6	5.58	1	0.9	7	6.5	37	15/122	47.0
Pruitt, Greg	2	2	115	100.0	57.50	2	100.0	0	0.0	60t	0t	158.3
Cockroft, Don	1	1	27	100.0	27.00	0	0.0	0	0.0	27	0t	118.8
Browns	367	179	2,129	48.8	5.80	12	3.3	24	6.5	60t	48/402	50.6
Opponents	308	139	2,259	45.1	7.33	22	7.1	24	7.8	75t	28/234	61.6

Morin, Milt	0	3	0	0	0/0	0	0	0/0	0	18		
Holden, Steve	0	3	0	0	0/0	0	0	0/0	0	18		
Richardson, G.	0	2	0	0	0/0	0	0	0/0	0	12		
McKinnis, H.	2	0	0	0	0/0	0	0	0/0	0	12		
Hall, Charlie	0	0	1	0	0/0	0	0	0/0	0	6		
Hooker, Fair	0	1	0	0	0/0	0	0	0/0	0	6		
Darden, Thom	0	0	0	1	0/0	0	0	0/0	0	6		
Green, Van	0	0	0	1	0/0	0	0	0/0	0	6		
Phipps, Mike	1	0	0	0	0/0	0	0	0/0	0	6		
Browns	14	12	1	3	29/30	0	0	0	0	14/16	0	251
Opponents	17	22	4	0	38/43	0	0	0	0	14/23	3	344

RUSHING	NO	YDS	AVG	LG	TD
Pruitt, Greg	126	540	4.3	54	3
Brown, Ken	125	458	3.7	27	4
McKinnis, Hugh	124	519	4.2	44t	2
Phipps, Mike	39	279	7.2	19	1
Scott, Bo	23	86	3.7	20	0
Sipe, Brian	16	44	2.8	17	4
Lefear, Billy	6	2	0.3	4	0
Holden, Steve	1	6	6.0	6	0
Thaxton, Jim	1	-10	-10.0	-10	0
Browns	461	1,924	4.2	54	14
Opponents	555	2,415	4.4	54	17

RECEIVING	NO	YDS	AVG	LG	TD
McKinnis, Hugh	32	258	8.1	55	0
Holden, Steve	30	452	15.1	53	3
Brown, Ken	29	194	6.7	19	2
Morin, Milt	27	330	12.2	32	3
Pruitt, Greg	21	274	13.0	43	1
Richardson, Gloster	9	266	29.6	60t	2
Scott, Bo	7	22	3.1	13	0
Dunbar, Jubilee	6	74	12.3	25	0
Sullivan, Dave	5	92	18.4	37	0
Thaxton, Jim	4	71	17.8	34	0
Hooker, Fair	4	48	12.0	17	1
Lefear, Billy	4	21	5.3	8	0
Green, Van	1	27	27.0	27	0
Browns	179	2,129	11.9	60t	12
Opponents	139	2,259	16.3	75t	22

INTERCEPTIONS	NO	YDS	AVG	LG	TD
Darden, Thom	8	105	13.1	31	0
Scott, Clarence	4	42	10.5	25	0
Hall, Charlie	3	54	18.0	29t	1
Green, Van	2	56	28.0	36t	1
Garlington, John	2	33	16.5	28	0
Brown, Eddie	2	24	12.0	24	0
Andrews, Billy	1	18	18.0	18	0
Babich, Bob	1	4	4.0	4	0
Thaxton, Jim	1	0	0.0	0	0
Browns	24	336	14.0	36t	2
Opponents	24	423	17.6	59	1

PUNTING	NO	YDS	AVG	IN20	TB	LG	BLK
Cockroft, Don	90	3,643	40.5	0	11	64	0
Browns	90	3,643	40.5	0	11	64	0
Opponents	76	2,885	38.0	0	3	56	0

PUNT RETURNS	NO	FC	YDS	AVG	LG	TD
Pruitt, Greg	27	0	349	12.9	72	0
Darden, Thom	21	0	173	8.2	45	0
Lefear, Billy	2	0	1	0.5	1	0
Brown, Eddie	2	1	0	0.0	0	0
Browns	52	1	523	10.1	72	0
Opponents	68	5	705	10.4	62t	1

KICKOFF RETURNS	NO	YDS	AVG	LG	TD
Lefear, Billy	26	574	22.1	41	0
Pruitt, Greg	22	606	27.5	88t	1
Brown, Eddie	6	138	23.0	36	0
Romaniszyn, Jim	5	48	9.6	17	0
Brown, Ken	1	9	9.0	9	0
Browns	60	1,375	22.9	88t	1
Opponents	55	1,345	24.5	94t	1

FIELD GOALS	1-19	20-29	30-39	40-49	50+	TOT
Cockroft, Don	1/1	7/7	3/3	3/4	0/1	14/16
Browns	1/1	7/7	3/3	3/4	0/1	14/16
Opponents	1/1	3/3	6/7	4/8	0/4	14/23

1975 (3-11)

COACH: Forrest Gregg
DIVISION FINISH: 4th AFC Central
1975 USUAL STARTING LINEUPS

OFFENSE		DEFENSE	
WR 33 Reggie Rucker	LDE 77 Ron East		
LT 73 Doug Dieken	LDT 71 Walter Johnson		
LG 67 Chuck Hutchinson	RDT 74 Carl Barisich		
C 54 Tom DeLeonie	RDT 72 Jerry Sherk		
65 John DeMay	RDE 70 Mack Mitchell		
RG 78 Bob McKay	MLB 59 Charlie Hall		
68 Robert E. Jackson	LLB 52 Dick Ambrose		
RT 79 Gerry Sullivan	60 Bob Babich		
63 Barry Darrow	RLB 50 John Garlington		
TE 81 O. Roan, 89 M. Morin	60 Bob Babich		
WR 88 S. Holden, 80 W. Miller	LCB 22 Clarence Scott		
QB 15 M. Phipps, 17 B. Sipe	RCB 20 Tony Peters		
RB 34 Greg Pruitt	SS 24 P. Athas, 21 V. Green		
RB 39 Billy Pritchett	FS 42 N. Craig, 21 V. Green		
37 Hugh McKinnis			

RADIO ANNOUNCERS:
 Gib Shanley, Jim Mueller (WHK 1420 AM)

DATE	RESULT	OPPONENT	ATT
9/21	L, 17-24	at Cincinnati Bengals	52,874
9/28	L, 10-42	Minnesota Vikings	68,064
10/5	L, 6-42	Pittsburgh Steelers	73,595
10/12	L, 10-40	Houston Oilers	46,531
10/19	L, 15-16	at Denver Broncos	52,590
10/26	L, 7-23	Washington Redskins	56,702
11/2	L, 7-21	at Baltimore Colts	35,235
11/9	L, 10-21	at Detroit Lions	75,283
11/16	L, 17-38	at Oakland Raiders	50,461
11/23	W, 35-23	Cincinnati Bengals	56,427
11/30	W, 17-16	New Orleans Saints	44,753
12/7	L, 17-31	at Pittsburgh Steelers	47,962
12/14	W, 40-14	Kansas City Chiefs	44,368
12/21	L, 10-21	at Houston Oilers	43,770

TEAM STATISTICS	BROWNS	OPPONENT
Total First Downs	247	274
Rushing	109	124
Passing	114	125
Penalty	24	25
3rd Down: Made/Att	78/210	96/213
3rd Down Pct.	37.1%	45.1%
Total Net Yards	3,807	4,621
Avg. Per Game	271.9	330.1
Total Plays	915	939
Avg. Per Play	4.2	4.9
Net Yards Rushing	1,850	2,032
Avg. Per Game	132.1	145.1
Total Rushes	440	544
Net Yards Passing	1,957	2,589
Avg. Per Game	139.8	184.9
Sacked/Yards Lost	38/340	34/300
Gross Yards	2,297	2,889
Attempts/Completions	437/220	361/202
Completion Pct.	50.3%	56.0%
Had Intercepted	23	10
Punts/Avg.	82/40.5	73/38.5
Net Punting Avg.	82/34.7	73/34.5
Penalties/Yards Lost	85/851	88/729
Fumbles/Ball Lost	35/14	26/16
Touchdowns	24	48
Rushing	14	21
Passing	7	25
Returns	3	2

SCORE BY PERIODS	1ST	2ND	3RD	4TH	OT	TOT
Browns	32	42	59	85	0	— 218
Opponents	92	119	60	101	0	— 372

SCORING	RU	PA	ST	DF	PAT	2RU	2PA	FG	SAF	TP
Cockroft, Don	0	0	0	0	21/24	0	0	17/23	0	72
Pruitt, Greg	8	1	0	0	0/0	0	0	0/0	0	54
McKinnis, Hugh	4	0	0	0	0/0	0	0	0/0	0	24
Roan, Oscar	0	3	0	0	0/0	0	0	0/0	0	18
Rucker, Reggie	0	3	0	0	0/0	0	0	0/0	0	18
Miller, Willie	0	0	1	0	0/0	0	0	0/0	0	6
Hall, Charlie	0	0	0	1	0/0	0	0	0/0	0	6
Hill, Jim	0	0	0	1	0/0	0	0	0/0	0	6
Brown, Ken	1	0	0	0	0/0	0	0	0/0	0	6
Miller, Cleo	1	0	0	0	0/0	0	0	0/0	0	6
East, Ron	0	0	0	0	0/0	0	0	0/0	1	2

Browns	14	7	1	2	21/24	0	0	17/23	1	218
Opponents	21	25	2	0	45/48	0	0	13/21	0	372

RUSHING	NO	YDS	AVG	LG	TD
Pruitt, Greg	217	1,067	4.9	50	8
Pritchett, Billy	75	199	2.7	19	0
McKinnis, Hugh	71	259	3.6	14	4
Phipps, Mike	18	70	3.9	12	0
Poole, Larry	17	114	6.7	26	0
Brown, Ken	16	45	2.8	8	1
Sipe, Brian	9	60	6.7	21	0
Hynoski, Henry	7	38	5.4	11	0
Miller, Cleo	6	3	0.5	6	1
Holden, Steve	2	-4	-2.0	0	0
Cureton, Will	1	1	1.0	1	0
Miller, Willie	1	-2	-2.0	-2	0
Browns	440	1,850	4.2	50	14
Opponents	544	2,032	3.7	41	21

RECEIVING	NO	YDS	AVG	LG	TD
Rucker, Reggie	60	770	12.8	40t	3
Pruitt, Greg	44	299	6.8	48	1
Roan, Oscar	41	463	11.3	31	3
Holden, Steve	21	320	15.2	28	0
McKinnis, Hugh	17	155	9.1	20	0
Pritchett, Billy	16	109	6.8	18	0
Miller, Willie	7	57	8.1	17	0
Hynoski, Henry	4	31	7.8	15	0
Brown, Ken	2	23	11.5	17	0
Miller, Cleo	2	20	10.0	10	0
Morin, Milt	1	19	19.0	19	0
Lefear, Billy	1	14	14.0	14	0
Parris, Gary	1	12	12.0	12	0
Poole, Larry	1	5	5.0	5	0
Craig, Neal	1	1	1.0	1	0
Green, Van	1	-1	-1.0	-1	0
Browns	220	2,297	10.4	48	7
Opponents	202	2,889	14.3	75t	25

INTERCEPTIONS	NO	YDS	AVG	LG	TD
Hall, Charlie	2	28	14.0	19	0
Scott, Clarence	2	4	2.0	4	0
Hill, Jim	1	56	56.0	56t	1
Graf, Dave	1	19	19.0	19	0
Pitts, John	1	0	0.0	0	0
Craig, Neal	1	0	0.0	0	0
Green, Van	1	0	0.0	0	0
Peters, Tony	1	0	0.0	0	0
Browns	10	107	10.7	56t	1
Opponents	23	340	14.8	67t	1

PUNTING	NO	YDS	AVG	IN20	TB	LG	BLK
Cockroft, Don	82	3,317	40.5	0	7	67	1
Browns	82	3,317	40.5	0	7	67	1
Opponents	73	2,810	38.5	0	8	57	1

PUNT RETURNS	NO	FC	YDS	AVG	LG	TD
Pruitt, Greg	13	1	130	10.0	30	0
Miller, Willie	10	0	47	4.7	23	0
Athas, Pete	5	2	36	7.2	16	0
Poole, Larry	6	0	35	5.8	11	0
Hynoski, Henry	2	0	16	8.0	9	0
Brown, Eddie	2	0	16	8.0	9	0
Lefear, Billy	1	0	14	14.0	14	0
Green, Van	1	0	0	0.0	0	0
Browns	40	3	294	7.3	30	0
Opponents	45	15	469	10.4	48	0

KICKOFF RETURNS	NO	YDS	AVG	LG	TD
Pruitt, Greg	14	302	21.6	40	0
Lefear, Billy	13	412	31.7	92	0
Hynoski, Henry	8	194	24.3	37	0
Brown, Ken	7	126	18.0	29	0
Brown, Eddie	6	126	21.0	27	0
Athas, Pete	6	95	15.8	23	0
Miller, Willie	4	94	23.5	38	0
Miller, Cleo	3	70	23.3	31	0
McKinnis, Hugh	3	39	13.0	16	0
Poole, Larry	2	65	32.5	40	0
Ambrose, Dick	1	3	3.0	3	0
Browns	67	1,526	22.8	92	0
Opponents	48	1,278	26.6	81t	1

FIELD GOALS	1-19	20-29	30-39	40-49	50+	TOT
Cockroft, Don	1/1	7/9	4/6	5/5	0/2	17/23
Browns	1/1	7/9	4/6	5/5	0/2	17/23
Opponents	0/0	6/8	3/5	3/6	1/2	13/2

PASSING	ATT	COMP	YDS	PCT	AVIAT	TD	TD%	INT	INT%	LG	TKLD	RATING
Phipps, Mike	313	162	1,749	51.8	5.59	4	1.3	19	6.1	48	28/261	47.5
Sipe, Brian	88	45	427	51.1	4.85	1	1.1	3	3.4	22	8/58	54.5
Cureton, Will	32	10	95	31.3	2.97	1	3.1	1	3.1	16	2/21	38.0
Miller, Willie	1	1	26	100.0	26.00	1	100.0	0	0.0	26t	0/0	158.3
Cockroft, Don	2	2	2	100.0	1.00	0	0.0	0	0.0	1	0/0	79.2
Hynoski, Henry	1	0	0	0.0	0.00	0	0.0	0	0.0	0	0/0	39.6
Browns	437	220	2,299	50.3	5.26	7	1.6	23	5.3	48	38/340	49.4
Opponents	361	202	2,889	56.0	8.00	25	6.9	10	2.8	75t	34/300	93.6

1976 (9-5)

STAFF

COACH: Forrest Gregg
DIVISION FINISH: 3rd AFC Central
1976 USUAL STARTING LINEUPS

OFFENSE		DEFENSE	
WR 42 Paul Warfield	LDE 64 Joe Jones	LDT 71 Walter Johnson	
LT 73 Doug Dieken	RDT 72 Jerry Sherk	RDE 70 Mack Mitchell	
LG 69 Pete Adams	74 Mike St. Clair	LLB 59 Charlie Hall	
C 54 Tom DeLeone	77 Dick Ambrose	MLB 60 Bick Babich	
RG 68 Robert E. Jackson	78 Gerald Irons	52 Dick Ambrose	
RT 63 Barry Darrow	LCB 22 Clarence Scott	51 Tom Darden	
TE 81 O. Roan, 84 G. Parris	RCB 28 R. Bolton, 20 T. Peters	SS 49 N. Craig, 24 T. Brown	
WR 33 Reggie Rucker	FS 27 Thom Darden		
QB 17 B. Sipe, 15 M. Phipps			
RB 34 G. Pruitt, 35 L. Poole			
RB 30 C. Miller, 43 M. Pruitt			

RADIO ANNOUNCERS:
 Gib Shanley, Jim Mueller (WHK 1420 AM)

PLAYERS

DATE	RESULT	OPPONENT	ATT
9/12	W, 38-17	New York Jets	67,496
9/19	L, 14-31	at Pittsburgh Steelers	49,169
9/26	L, 13-44	at Denver Broncos	62,775
10/3	L, 24-45	Cincinnati Bengals	75,817
10/10	W, 18-16	Pittsburgh Steelers	76,411
10/17	W, 20-17	at Atlanta Falcons	33,364
10/24	W, 21-17	San Diego Chargers	60,018
10/31	L, 6-21	at Cincinnati Bengals	54,776
11/7	W, 21-7	at Houston Oilers	39,828
11/14	W, 24-3	Philadelphia Eagles	62,120
11/21	W, 24-7	at Tampa Bay Buccaneers	36,930
11/28	W, 17-13	Miami Dolphins	74,715
12/5	W, 13-10	Houston Oilers	56,025
12/12	L, 14-39	at Kansas City Chiefs	34,340

TEAM STATISTICS	BROWNS	OPPONENT
Total First Downs	259	244
Rushing	119	109
Passing	111	111
Penalty	29	24
3rd Down: Made/Att	89/202	76/188
3rd Down Pct.	44.1%	40.4%
Total Net Yards	4,542	3,793
Avg. Per Game	324.4	270.9
Total Plays	925	865
Avg. Per Play	4.9	4.4
Net Yards Rushing	2,295	1,761
Avg. Per Game	163.9	125.8
Total Rushes	533	445
Net Yards Passing	2,247	2,032
Avg. Per Game	160.5	145.1
Sacked/Yards Lost	19/152	30/321
Gross Yards	2,399	2,353
Attempts/Completions	373/209	392/225
Completion Pct.	56.0%	57.4%
Had Intercepted	15	21
Punts/Avg.	66/39.1	71/37.3
Net Punting Avg.	66/31.2	71/32.1
Penalties/Yards Lost	107/1,037	89/711
Fumbles/Ball Lost	46/22	24/11
Touchdowns	32	37
Rushing	9	15
Passing	21	18
Returns	2	4

SCORE BY PERIODS	1ST	2ND	3RD	4TH	OT	TOT
Browns	53	92	56	66	0	267
Opponents	62	83	66	76	0	287

SCORING	RU	PA	ST	DF	PAT	ZRU	ZPA	FG	SAF	TP
Cockroft, Don	0	0	0	0	27/30	0	0	15/28	0	72
Rucker, Reggie	0	8	0	0	0/0	0	0	0/0	0	48
Warfield, Paul	0	6	0	0	0/0	0	0	0/0	0	36
Pruitt, Greg	4	1	0	0	0/0	0	0	0/0	0	30
Roan, Oscar	4	0	0	0	0/0	0	0	0/0	0	24
Miller, Cleo	4	0	0	0	0/0	0	0	0/0	0	24
Holden, Steve	0	1	0	0	0/0	0	0	0/0	0	6
Jones, Joe	0	0	0	1	0/0	0	0	0/0	0	6
Poole, Larry	1	0	0	0	0/0	0	0	0/0	0	6

PASSING	ATT	CMP	YDS	PCT	AVIAT	TD	TD%	INT	INT%	LG	TKLD	RATNG
Sipe, Brian	312	178	2,113	57.1	6.77	17	5.4	14	4.5	52	16/142	77.3
Phipps, Mike	37	20	146	54.1	3.95	3	8.1	0	0.0	23†	1/6	90.6
Mays, Dave	20	9	101	45.0	5.05	0	0.0	1	5.0	21	2/4	39.8
Pruitt, Greg	3	2	39	66.7	13.00	1	33.3	0	0.0	29	0/0	149.3
Cockroft, Don	1	0	0	0.0	0.00	0	0.0	0	0.0	0	0/0	39.6
Browns	373	209	2,399	56.0	6.43	21	5.6	15	4.0	52	19/152	77.6
Opponents	392	225	2,353	57.4	6.00	18	4.6	21	5.4	69†	32/321	67.9

Duncan, Brian	0	1	0	0	0/0	0	0	0/0	0	6	
Bolton, Ron	0	0	0	1	0/0	0	0	0/0	0	6	
Johnson, Walter	0	0	0	0	0/0	0	0	0/0	0	1	
Sipe, Brian	0	0	0	0	1/1	0	0	0/0	0	1	
Team, Stat	0	0	0	0	0/1	0	0	0/0	0	0	
Browns	9	21	0	2	28/32	0	0	0	15/28	1	267
Opponents	15	18	4	0	32/37	0	0	0	11/19	0	287

RUSHING	NO	YDS	AVG	LG	TD
Pruitt, Greg	209	1,000	4.8	64	4
Miller, Cleo	153	613	4.0	21	4
Poole, Larry	78	356	4.6	26	1
Pruitt, Mike	52	138	2.7	18	0
Sipe, Brian	18	71	3.9	17	0
Duncan, Brian	11	44	4.0	11	0
Mays, Dave	5	14	2.8	6	0
Phipps, Mike	4	26	6.5	24	0
Rucker, Reggie	2	30	15.0	27	0
Warfield, Paul	1	3	3.0	3	0
Browns	533	2,295	4.3	64	9
Opponents	445	1,761	4.0	59	15

RECEIVING	NO	YDS	AVG	LG	TD
Rucker, Reggie	49	676	13.8	45	8
Pruitt, Greg	45	341	7.6	27	1
Warfield, Paul	38	613	16.1	37†	6
Miller, Cleo	16	145	9.1	38	0
Roan, Oscar	15	174	11.6	23†	4
Poole, Larry	14	70	5.0	21	0
Holden, Steve	8	128	16.0	26†	1
Pruitt, Mike	8	26	3.3	15	0
Duncan, Brian	6	49	8.2	17	1
Logan, Dave	5	104	20.8	52	0
Parris, Gary	5	73	14.6	15	0
Browns	209	2,399	11.5	52	21
Opponents	225	2,353	10.5	69†	18

INTERCEPTIONS	NO	YDS	AVG	LG	TD
Darden, Thom	7	73	10.4	21	0
Scott, Clarence	4	11	2.8	5	0
Bolton, Ron	3	76	25.3	39	1
Babich, Bob	2	29	14.5	21	0
Brown, Terry	1	24	24.0	24	0
Hall, Charlie	1	12	12.0	12	0
Craig, Neal	1	8	8.0	8	0
Irons, Gerald	1	1	1.0	1	0
Sherk, Jerry	1	0	0.0	0	0
Browns	21	234	11.1	39	1
Opponents	15	123	8.2	34	0

PUNTING	NO	YDS	AVG	IN20	TB	LG	BLK
Cockroft, Don	64	2,487	38.9	8	4	51	3
Mays, Dave	2	91	45.5	1	0	54	0
Browns	66	2,578	39.1	9	4	54	3
Opponents	71	2,650	37.3	14	0	59	0

PUNT RETURNS	NO	FC	YDS	AVG	LG	TD
Holden, Steve	31	2	205	6.6	38	0
Feacher, Ricky	14	1	142	10.1	49	0
Miller, Willie	5	0	22	4.4	8	0
Browns	50	3	369	7.4	49	0
Opponents	45	8	517	11.5	73†	2

KICKOFF RETURNS	NO	YDS	AVG	LG	TD
Holden, Steve	19	461	24.3	44	0
Feacher, Ricky	14	311	22.2	33	0
Duncan, Brian	6	145	24.2	27	0
Pruitt, Mike	6	106	17.7	30	0
Poole, Larry	3	62	20.7	21	0
Pruitt, Greg	1	27	27.0	27	0
Miller, Cleo	1	23	23.0	23	0
Jackson, Robert E.	1	16	16.0	16	0
Ambrose, Dick	1	16	16.0	16	0
Graf, Dave	1	15	15.0	15	0
Miller, Willie	1	0	0.0	0	0
Browns	54	1,182	21.9	44	0
Opponents	57	1,347	23.6	9†	1

FIELD GOALS	1-19	20-29	30-39	40-49	50+	TOT
Cockroft, Don	2/2	3/6	5/6	4/11	1/3	15/28
Browns	2/2	3/6	5/6	4/11	1/3	15/28
Opponents	0/0	2/4	4/6	5/9	0/0	11/19

RECORDS

GAME DAY

1977 (6-8)

COACH: Forrest Gregg (first 13 games)/Dick Modzelewski (final game)

DIVISION FINISH: 4th AFC Central

1977 USUAL STARTING LINEUPS

OFFENSE		DEFENSE	
WR 85 Dave Logan	LDE 64 Joe Jones		
42 Paul Warfield	LDT 66 Earl Edwards		
LT 73 Doug Dieken	RDT 78 M. Sims, 72 Jerry Sherk		
LG 65 Henry Sheppard	RDE 74 Mike St. Clair		
C 54 Tom DeLeone	70 Mack Mitchell		
RG 68 Robert E. Jackson	LLB 59 Charlie Hall		
RT 63 Barry Darrow	MLB 52 Dick Ambrose		
TE 81 O. Roan, 84 G. Parris	RLB 86 Gerald Irons		
WR 33 Reggie Rucker	CLB 22 Clarence Scott		
QB 17 Brian Sipe	RCB 21 Oliver Davis		
RB 34 Greg Pruitt	SS 20 Tony Peters		
RB 30 Cleo Miller	FS 27 Thom Darden		

RADIO ANNOUNCERS:
Gib Shanley, Jim Mueller (WHK 1420 AM)

DATE	RESULT	OPPONENT	ATT
9/18	W, 13-3	at Cincinnati Bengals	52,847
9/26	W, 30-27 (OT)	New England Patriots	76,418
10/2	L, 14-28	Pittsburgh Steelers	80,588
10/9	L, 10-26	Oakland Raiders	80,236
10/16	W, 24-23	at Houston Oilers	47,888
10/23	W, 27-16	at Buffalo Bills	60,905
10/30	W, 44-7	Kansas City Chiefs	60,381
11/6	L, 7-10	Cincinnati Bengals	81,932
11/13	L, 31-35	at Pittsburgh Steelers	47,055
11/20	W, 21-7	at New York Giants	72,576
11/27	L, 0-9	Los Angeles Rams	70,352
12/4	L, 14-37	at San Diego Chargers	37,312
12/11	L, 15-19	Houston Oilers	30,898
12/18	L, 19-20	at Seattle Seahawks	61,583

TEAM STATISTICS	BROWNS	OPPONENT
Total First Downs	271	261
Rushing	119	113
Passing	119	116
Penalty	33	32
3rd Down: Made/Att	76/188	74/186
3rd Down Pct.	40.4%	39.8%
Total Net Yards	4,375	4,115
Avg. Per Game	312.5	293.9
Total Plays	911	889
Avg. Per Play	4.8	4.6
Net Yards Rushing	2,200	2,098
Avg. Per Game	157.1	149.9
Total Rushes	510	524
Net Yards Passing	2,175	2,017
Avg. Per Game	155.4	144.1
Sacked/Yards Lost	24/199	27/281
Gross Yards	2,374	2,298
Attempts/Completions	377/208	340/184
Completion Pct.	55.2%	54.1%
Had Intercepted	31	23
Punts/Avg.	62/39.0	70/37.7
Net Punting Avg.	62/30.0	70/33.1
Penalties/Yards Lost	125/1,046	117/979
Fumbles/Ball Lost	34/22	32/16
Touchdowns	31	32
Rushing	9	14
Passing	19	15
Returns	3	3
Avg. Time Of Possession	30:13	29:47

SCORE BY PERIODS	1ST	2ND	3RD	4TH	OT	TOT
Browns	63	77	40	86	3	— 269
Opponents	68	100	38	61	0	— 267

SCORING	RU	PA	ST	DF	PAT	2RU	2PA	FG	SF	TP
Cockroft, Don	0	0	0	0	30/31	0	0	17/23	0	81
Miller, Cleo	4	1	0	0	0/0	0	0	0/0	0	30
Parris, Gary	0	5	0	0	0/0	0	0	0/0	0	30
Poole, Larry	1	3	0	0	0/0	0	0	0/0	0	24
Pruitt, Greg	3	1	0	0	0/0	0	0	0/0	0	24
Rucker, Reggie	0	2	0	0	0/0	0	0	0/0	0	12
Warfield, Paul	0	2	0	0	0/0	0	0	0/0	0	12
Roan, Oscar	0	2	0	0	0/0	0	0	0/0	0	12
Pruitt, Mike	1	0	0	0	0/0	0	0	0/0	0	6

PASSING	ATT	CMP	YDS	PCT	AV/AT	TD	TD%	INT	INT%	LG	TKLD	RATING
Sipe, Brian	195	112	1,233	57.4	6.32	9	4.6	14	7.2	52t	16/114	61.8
Mays, Dave	121	67	797	55.4	6.59	6	5.0	10	8.3	60	6/67	57.8
Luck, Terry	50	25	316	50.0	6.32	1	2.0	7	14.0	33	1/8	37.2
Pruitt, Greg	9	4	28	44.4	3.11	3	33.3	0	0.0	13	1/10	91.7
Logan, Dave	2	0	0	0.0	0.00	0	0.0	0	0.0	0	0/0	39.6
Browns	377	208	2,374	55.2	6.30	19	5.0	31	8.2	60	24/199	56.8
Opponents	340	184	2,298	54.1	6.76	15	4.4	23	6.8	67t	31/281	61.9

Luck, Terry	0	1	0	0	0/0	0	0	0/0	0	6	
Logan, Dave	0	1	0	0	0/0	0	0	0/0	0	6	
Darden, Thom	0	0	0	1	0/0	0	0	0/0	0	6	
Scott, C.	0	0	0	1	0/0	0	0	0/0	0	6	
Irons, Gerald	0	0	0	1	0/0	0	0	0/0	0	6	
Duncan, Brian	0	1	0	0	0/0	0	0	0/0	0	6	
Sherk, Jerry	0	0	0	0	0/0	0	0	0/0	0	1	
Browns	9	19	0	3	30/31	0	0	0	17/23	1	269
Opponents	14	15	3	0	27/32	0	0	0	16/22	0	267

RUSHING	NO	YDS	AVG	LG	TD
Pruitt, Greg	236	1,086	4.6	78t	3
Miller, Cleo	163	756	4.6	38	4
Pruitt, Mike	47	205	4.4	21	1
Poole, Larry	38	118	3.1	12t	1
Sipe, Brian	10	14	1.4	9	0
Duncan, Brian	5	16	3.2	10	0
Mays, Dave	4	2	0.5	2	0
Luck, Terry	3	-2	-0.7	1	0
Rucker, Reggie	2	6	3.0	3	0
Warfield, Paul	1	2	2.0	2	0
Coleman, Greg	1	-3	-3.0	-3	0
Browns	510	2,200	4.3	78t	9
Opponents	524	2,098	4.0	41	14

RECEIVING	NO	YDS	AVG	LG	TD
Miller, Cleo	41	291	7.1	28	1
Pruitt, Greg	37	471	12.7	60	1
Rucker, Reggie	36	565	15.7	40	2
Parris, Gary	21	213	10.1	26t	5
Logan, Dave	19	284	14.9	42	1
Warfield, Paul	18	251	13.9	52t	2
Poole, Larry	17	137	8.1	21	3
Roan, Oscar	13	136	10.5	27	2
Pruitt, Mike	3	12	4.0	6	0
Craig, Reggie	1	5	5.0	5	0
Duncan, Brian	1	5	5.0	5t	1
Luck, Terry	1	4	4.0	4t	1
Browns	208	2,374	11.4	60	19
Opponents	184	2,298	12.5	67t	14

INTERCEPTIONS	NO	YDS	AVG	LG	TD
Darden, Thom	6	107	17.8	49	1
Irons, Gerald	3	99	33.0	53t	1
Scott, Clarence	3	72	24.0	49t	1
Davis, Oliver	3	71	23.7	32	0
Bolton, Ron	3	50	16.7	43	0
Peters, Tony	2	29	14.5	25	0
Hall, Charlie	1	2	2.0	2	0
Jones, Joe	1	0	0.0	0	0
Woolsey, Rolly	1	0	0.0	0	0
Browns	23	430	18.7	53t	3
Opponents	31	343	11.1	53	0

PUNTING	NO	YDS	AVG	IN20	TB	LG	BLK
Coleman, Greg	61	2,389	39.2	21	2	58	0
Cockroft, Don	1	30	30.0	0	1	30	0
Browns	62	2,419	39.0	21	3	58	0
Opponents	70	2,641	37.7	16	5	67	0

PUNT RETURNS	NO	FC	YDS	AVG	LG	TD
Woolsey, Rolly	32	3	290	9.1	44	0
Payton, Edward	3	0	17	5.7	16	0
Feacher, Ricky	2	0	15	7.5	15	0
Craig, Reggie	1	0	0	0.0	0	0
Browns	38	3	322	8.5	44	0
Opponents	31	1	558	18.0	91t	3

KICKOFF RETURNS	NO	YDS	AVG	LG	TD
Duncan, Brian	15	298	19.9	36	0
Feacher, Ricky	11	219	19.9	26	0
Williams, Lawrence	8	199	24.9	32	0
Pruitt, Mike	6	131	21.8	31	0
Ellis, Ken	5	80	16.0	30	0
Payton, Edward	4	91	22.8	34	0
Jackson, Robert E.	1	21	21.0	21	0
Ambrose, Dick	1	20	20.0	20	0
Babich, Bob	1	14	14.0	14	0
Woolsey, Rolly	1	2	2.0	2	0
Browns	53	1,075	20.3	36	0
Opponents	50	986	19.7	45	0

FIELD GOALS	1-19	20-29	30-39	40-49	50+	TOT
Cockroft, Don	0/0	6/6	6/8	5/9	0/0	17/23
Browns	0/0	6/6	6/8	5/9	0/0	17/23
Opponents	1/1	6/6	7/9	2/5	0/1	16/22

STAFF

PLAYERS

2021 SEASON

HISTORY

RECORDS

GAME DAY

1978 (8-8)

STAFF

COACH: Sam Rutigliano
DIVISION FINISH: 3rd AFC Central
1978 USUAL STARTING LINEUPS

OFFENSE		DEFENSE	
WR 85	Dave Logan	LDE 74	Mike St. Clair
LT 73	Doug Dieken	LDT 66	Earl Edwards
LG 65	Henry Sheppard	RDT 72	Jerry Sherk
C 54	Tom DeLeone	RDE 70	M. Mitchell, 64 J. Jones
RG 68	Robert E. Jackson	LOLB 59	Charlie Hall
RT 63	Barry Darrow	MLB 52	Dick Ambrose
TE 82	Ozzie Newsome	ROLB 86	Gerald Irons
WR 33	Reggie Rucker	57	Clay Matthews
QB 17	Brian Sipe	LCB 22	C. Scott, 28 R. Bolton
FB 43	Mike Pruitt	RCB 21	Oliver Davis
30	Clea Miller	SS 20	Tony Peters
RB 34	Greg Pruitt	FS 27	Thom Darden

RADIO ANNOUNCERS:
 Gib Shanley, Jim Mueller (WHK 1420 AM)

PLAYERS

DATE	RESULT	OPPONENT	ATT
9/3	W, 24-7	San Francisco 49ers	68,973
9/10	W, 13-10 (OT)	Cincinnati Bengals	72,691
9/17	W, 24-16	at Atlanta Falcons	56,648
9/24	L, 9-15 (OT)	at Pittsburgh Steelers	49,573
10/1	L, 13-16	Houston Oilers	72,776
10/8	W, 24-16	at New Orleans Saints	50,158
10/15	L, 14-34	Pittsburgh Steelers	81,302
10/22	L, 3-17	at Kansas City Chiefs	41,157
10/29	W, 41-20	Buffalo Bills	51,409
11/5	L, 10-14	at Houston Oilers	45,827
11/12	L, 7-19	Denver Broncos	70,856
11/19	W, 45-24	at Baltimore Colts	45,341
11/26	W, 30-19	Los Angeles Rams	55,158
12/3	L, 24-47	at Seattle Seahawks	62,262
12/10	W, 37-34 (OT)	New York Jets	36,881
12/17	L, 16-48	at Cincinnati Bengals	46,985

2021 SEASON

TEAM STATISTICS	BROWNS	OPPONENT
Total First Downs	293	329
Rushing	133	117
Passing	130	174
Penalty	30	38
3rd Down: Made/Att	85/217	96/230
3rd Down Pct.	39.2%	41.7%
Total Net Yards	5,347	5,352
Avg. Per Game	334.2	334.5
Total Plays	1,036	1,083
Avg. Per Play	5.2	4.9
Net Yards Rushing	2,488	2,149
Avg. Per Game	155.5	134.3
Total Rushes	559	563
Net Yards Passing	2,859	3,203
Avg. Per Game	178.7	200.2
Sacked/Yards Lost	35/278	31/232
Gross Yards	3,137	3,435
Attempts/Completions	442/236	489/265
Completion Pct.	53.4%	54.2%
Had Intercepted	21	27
Punts/Avg.	79/39.1	82/38.4
Net Punting Avg.	79/34.5	82/34.5
Penalties/Yards Lost	127/1,165	131/1,110
Fumbles/Ball Lost	50/29	35/18
Touchdowns	40	42
Rushing	17	19
Passing	22	20
Returns	1	3
Avg. Time Of Possession	30:06	29:54

HISTORY

SCORE BY PERIODS	1ST	2ND	3RD	4TH	OT	TOT
Browns	50	115	85	78	6	— 334
Opponents	46	99	60	145	6	— 356

SCORING	RU	PA	ST	DF	PAT	ZRU	ZPA	FG	SAP	TF
Cockroft, Don	0	0	0	0	37/40	0	0	19/28	0	94
Rucker, Reggie	0	8	0	0	0/0	0	0	0/0	0	48
Hill, Calvin	1	6	0	0	0/0	0	0	0/0	0	42
Pruitt, Mike	5	0	0	0	0/0	0	0	0/0	0	30

RECORDS

PASSING	ATT	CMP	YDS	PCT	AV/AT	TD	TD%	INT	INT%	LG	TKLD	RATNG
Sipe, Brian	399	222	2,906	55.6	7.28	21	5.3	15	3.8	69t	29/229	80.7
Miller, Mark	39	13	212	33.3	5.44	1	2.6	4	10.3	44	5/47	21.5
Evans, Johnny	1	1	19	100.0	19.00	0	0.0	0	0.0	0	0/0	118.8
Pruitt, Greg	3	0	0	0.0	0.00	0	0.0	2	66.7	0	0/0	0.0
Hill, Calvin	0	0	0	0.0	0.00	0	0.0	0	0.0	0	1/2	39.6
Browns	442	236	3,137	53.4	7.10	22	5.0	21	4.8	69t	35/278	72.9
Opponents	489	265	3,435	54.2	7.02	20	4.1	27	5.5	72t	31/232	67.1

* Led NFL

Pruitt, Greg	3	2	0	0	0/0	0	0	0/0	0	30
Logan, Dave	0	4	0	0	0/0	0	0	0/0	0	24
Newsome, Ozzie	2	2	0	0	0/0	0	0	0/0	0	24
Sipe, Brian	3	0	0	0	0/0	0	0	0/0	0	18
Miller, Cleo	1	0	0	0	0/0	0	0	0/0	0	6
Collins, Larry	1	0	0	0	0/0	0	0	0/0	0	6
Davis, Oliver	0	0	0	1	0/0	0	0	0/0	0	6
Miller, Mark	1	0	0	0	0/0	0	0	0/0	0	6
Browns	17	22	0	1	37/40	0	0	19/28	0	334
Opponents	19	20	3	0	36/41	0	0	22/29	1	356

RUSHING	NO	YDS	AVG	LG	TD
Pruitt, Greg	176	960	5.5	70t	3
Pruitt, Mike	135	560	4.1	71t	5
Miller, Cleo	89	336	3.8	18	1
Hill, Calvin	80	289	3.6	21	1
Sipe, Brian	28	87	3.1	35	3
Collins, Larry	22	64	2.9	19	1
Newsome, Ozzie	13	96	7.4	33t	2
Miller, Mark	7	63	9.0	17	1
Sullivan, Tom	5	7	1.4	5	0
Rucker, Reggie	2	14	7.0	9	0
Evans, Johnny	2	12	6.0	12	0
Browns	559	2,488	4.5	71t	17
Opponents	563	2,149	3.8	39	19

RECEIVING	NO	YDS	AVG	LG	TD
Rucker, Reggie	43	893	20.8	69t	8
Newsome, Ozzie	38	589	15.5	47	2
Pruitt, Greg	38	292	7.7	26t	2
Logan, Dave	37	585	15.8	44	4
Hill, Calvin	25	334	13.4	53t	6
Miller, Cleo	20	152	7.6	23	0
Pruitt, Mike	20	112	5.6	15	0
Wright, Keith	8	76	9.5	20	0
Feacher, Ricky	4	76	19.0	42	0
Sullivan, Tom	1	20	20.0	20	0
Parris, Gary	1	4	4.0	4	0
Collins, Larry	1	4	4.0	4	0
Browns	236	3,137	13.3	69t	22
Opponents	265	3,435	13.0	72t	20

INTERCEPTIONS	NO	YDS	AVG	LG	TD
Darden, Thom	10*	200	20.0	46	0
Davis, Oliver	6	65	10.8	33	1
Scott, Clarence	3	15	5.0	7	0
Ambrose, Dick	2	46	23.0	39	0
Irons, Gerald	2	9	4.5	9	0
Peters, Tony	2	7	3.5	7	0
Hill, Charlie	1	6	6.0	6	0
Matthews, Clay	1	5	5.0	5	0
Browns	27	353	13.1	46	1
Opponents	21	343	16.3	65	2

PUNTING	NO	YDS	AVG	IN20	TB	LG	BLK
Evans, Johnny	79	3,089	39.1	16	8	65	0
Browns	79	3,089	39.1	16	8	65	0
Opponents	82	3,146	38.4	14	9	56	0

PUNT RETURNS	NO	FC	YDS	AVG	LG	TD
Wright, Keith	37	16	288	7.8	42	0
Newsome, Ozzie	2	1	29	14.5	24	0
Browns	39	17	317	8.1	42	0
Opponents	41	5	366	8.9	39	0

KICKOFF RETURNS	NO	YDS	AVG	LG	TD
Collins, Larry	32	709	22.2	41	0
Wright, Keith	30	789	26.3	86	0
Sullivan, Tom	4	90	22.5	27	0
Rich, Randy	2	43	21.5	24	0
Pruitt, Greg	1	31	31.0	31	0
Jackson, Robert E.	1	19	19.0	19	0
Miller, Cleo	1	15	15.0	15	0
Rucker, Reggie	1	1	1.0	1	0
Browns	72	1,697	23.6	86	0
Opponents	72	1,469	20.4	95t	1

FIELD GOALS	1-19	20-29	30-39	40-49	50+	TOT
Cockroft, Don	1/2	6/7	2/5	10/12	0/2	19/28
Browns	1/2	6/7	2/5	10/12	0/2	19/28
Opponents	2/2	9/9	5/10	6/8	0/0	22/29

GAME DAY

1979 (9-7)

COACH: Sam Rutigliano
DIVISION FINISH: 3rd AFC Central
1979 USUAL STARTING LINEUPS

OFFENSE		DEFENSE	
WR 85 Dave Logan	LDE 77 Lyle Alzado	LTD 78 Mickey Sims	RDT 72 Jerry Sherk
LT 73 Doug Dieken	MLB 52 Dick Ambrose	ROLB 57 Clay Matthews	LCB 28 Ron Bolton
LG 63 Cody Risien	RCB 21 Oliver Davis	SS 22 Clarence Scott	FS 27 Thom Darden
C 54 Tom DeLeone			
RG 68 Robert E. Jackson			
RT 65 Henry Sheppard			
TE 82 Ozzie Newsome			
WR 33 Reggie Rucker			
QB 17 Brian Sipe			
FB 43 Mike Pruitt			
RB 35 C. Hill, 34 G. Pruitt			

RADIO ANNOUNCERS:
 Gib Shanley, Jim Mueller (WHK 1420 AM)

DATE	RESULT	OPPONENT	ATT
9/2	W, 25-22 (OT)	at New York Jets	48,472
9/9	W, 27-24	at Kansas City Chiefs	42,181
9/16	W, 13-10	Baltimore Colts	73,889
9/24	W, 26-7	Dallas Cowboys	80,123
9/30	L, 10-31	at Houston Oilers	48,915
10/7	L, 35-51	Pittsburgh Steelers	81,260
10/14	L, 9-13	Washington Redskins	63,323
10/21	W, 28-27	Cincinnati Bengals	75,119
10/28	W, 38-20	at St. Louis Cardinals	47,845
11/4	W, 24-19	at Philadelphia Eagles	69,019
11/11	L, 24-29	Seattle Seahawks	72,440
11/18	W, 30-24 (OT)	Miami Dolphins	80,374
11/25	L, 30-33 (OT)	at Pittsburgh Steelers	48,773
12/2	W, 14-7	Houston Oilers	69,112
12/9	L, 14-19	at Oakland Raiders	52,641
12/16	L, 12-16	at Cincinnati Bengals	42,183

TEAM STATISTICS	BROWNS	OPPONENT
Total First Downs	350	307
Rushing	125	136
Passing	189	158
Penalty	36	13
3rd Down: Made/Att	99/222	105/240
3rd Down Pct.	44.6%	43.8%
Total Net Yards	5,772	5,650
Avg. Per Game	360.8	353.1
Total Plays	1,092	1,076
Avg. Per Play	5.3	5.3
Net Yards Rushing	2,281	2,604
Avg. Per Game	142.6	162.8
Total Rushes	504	577
Net Yards Passing	3,491	3,046
Avg. Per Game	218.2	190.4
Sacked/Yards Lost	43/347	31/243
Gross Yards	3,838	3,289
Attempts/Completions	545/289	468/271
Completion Pct.	53.0%	57.9%
Had Intercepted	27	16
Punts/Avg.	69/41.2	80/41.4
Net Punting Avg.	69/35.8	80/37.1
Penalties/Yards Lost	82/709	118/1,018
Fumbles/Ball Lost	28/17	39/16
Touchdowns	45	42
Rushing	16	25
Passing	28	14
Returns	1	3
Avg. Time Of Possession	29:29	30:31

SCORE BY PERIODS	1ST	2ND	3RD	4TH	OT	TOT
Browns	91	66	78	115	9	— 359
Opponents	94	81	60	114	3	— 352

SCORING	RU	PA	ST	DF	PAT	2RU	2PA	FG	SAF	TP
Cockroft, Don	0	0	0	0	38/43	0	0	17/29	0	89
Pruitt, Mike	9	2	0	0	0/0	0	0	0/0	0	66
Newsome, O.	0	9	0	0	0/0	0	0	0/0	0	54
Logan, Dave	0	7	0	0	0/0	0	0	0/0	0	42
Rucker, Reggie	0	6	0	0	0/0	0	0	0/0	0	36
Hill, Calvin	1	2	0	0	0/0	0	0	0/0	0	18
Moriarity, Pat	2	0	0	0	0/0	0	0	0/0	0	12

PASSING	ATT	CMP	YDS	PCT	AVIAT	TD	TD%	INT	INT%	LG	TKLD	RATING
Sipe, Brian	535	286	3,793	53.5	7.09	28*	5.2	26	4.9	74	43/347	73.4
Miller, Mark	8	2	31	25.0	3.88	0	0.0	1	12.5	17	0/0	3.6
Evans, Johnny	2	1	14	50.0	7.00	0	0.0	0	0.0	14	0/0	72.9
Browns	545	289	3,838	53.0	7.04	28	5.1	27	5.0	74	43/347	72.1
Opponents	468	271	3,289	57.9	7.03	14	3.0	16	3.4	62	31/243	75.3

* Tied NFL Lead

Sipe, Brian	2	0	0	0	0/0	0	0	0/0	0	12	
Feacher, Ricky	0	1	0	0	0/0	0	0	0/0	0	6	
Pruitt, Greg	0	1	0	0	0/0	0	0	0/0	0	6	
Miller, Cleo	1	0	0	0	0/0	0	0	0/0	0	6	
Darden, Thom	0	0	0	1	0/0	0	0	0/0	0	6	
Hill, Dino	1	0	0	0	0/0	0	0	0/0	0	6	
Team, Stat	0	0	0	0	0/1	0	0	0/0	0	0	
Browns	16	28	0	1	38/44	0	0	0	17/29	0	359
Opponents	25	14	3	0	34/42	0	0	0	22/35	0	352

RUSHING	NO	YDS	AVG	LG	TD
Pruitt, Mike	264	1,294	4.9	77t	9
Pruitt, Greg	62	233	3.8	27	0
Hill, Calvin	53	193	3.6	33	1
Sipe, Brian	45	188	4.2	34	2
Miller, Cleo	39	213	5.5	39t	1
Hill, Dino	22	152	6.9	52t	1
Moriarity, Pat	14	11	0.8	8	2
Adams, Willis	2	4	2.0	3	0
Newsome, Ozzie	1	6	6.0	6	0
Feacher, Ricky	1	-1	-1.0	-1	0
Miller, Mark	1	-2	-2.0	-2	0
Browns	504	2,291	4.5	77t	16
Opponents	577	2,604	4.5	71t	25

RECEIVING	NO	YDS	AVG	LG	TD
Logan, Dave	59	982	16.6	46	7
Newsome, Ozzie	55	781	14.2	74	9
Rucker, Reggie	43	749	17.4	54	6
Pruitt, Mike	41	372	9.1	50t	2
Hill, Calvin	38	381	10.0	31	2
Miller, Cleo	26	251	9.7	33	0
Pruitt, Greg	14	155	11.1	27	1
Feacher, Ricky	7	103	14.7	25	1
Hill, Dino	2	14	7.0	8	0
Moriarity, Pat	1	17	17.0	17	0
Weathers, Curtis	1	14	14.0	14	0
Wright, Keith	1	13	13.0	13	0
Adams, Willis	1	6	6.0	6	0
Browns	289	3,838	13.3	74	28
Opponents	271	3,289	12.1	62	14

INTERCEPTIONS	NO	YDS	AVG	LG	TD
Darden, Thom	5	125	25.0	39t	1
Scott, Clarence	3	56	18.7	29	0
Bolton, Ron	3	20	6.7	13	0
Hill, Charlie	2	14	7.0	11	0
Davis, Oliver	1	33	33.0	33	0
Matthews, Clay	1	30	30.0	30	0
Ambrose, Dick	1	0	0.0	0	0
Browns	16	278	17.4	39t	1
Opponents	27	315	11.7	50	1

PUNTING	NO	YDS	AVG	IN20	TB	LG	BLK
Evans, Johnny	69	2,844	41.2	7	9	59	2
Browns	69	2,844	41.2	7	9	59	2
Opponents	80	3,313	41.4	9	9	61	0

PUNT RETURNS	NO	FC	YDS	AVG	LG	TD
Hill, Dino	29	5	295	10.2	47	0
Wright, Keith	12	6	50	4.2	13	0
Newsome, Ozzie	0	1	0	0.0	0	0
Burrell, Clinton	0	2	0	0.0	0	0
Browns	41	14	345	8.4	47	0
Opponents	45	2	375	8.3	38	0

KICKOFF RETURNS	NO	YDS	AVG	LG	TD
Hill, Dino	50	1,014	20.3	33	0
Wright, Keith	15	402	26.8	45	0
Feacher, Ricky	2	51	25.5	27	0
Rich, Randy	2	10	5.0	6	0
Pruitt, Greg	1	22	22.0	22	0
Jackson, Robert E.	1	18	18.0	18	0
Miller, Cleo	1	14	14.0	14	0
Weathers, Curtis	1	0	0.0	0	0
Miller, Matt	1	0	0.0	0	0
Moriarity, Pat	1	0	0.0	0	0
Browns	75	1,531	20.4	45	0
Opponents	70	1,324	18.9	51	0

FIELD GOALS	1-19	20-29	30-39	40-49	50+	TOT
Cockroft, Don	0/0	5/6	8/12	3/8	1/3	17/29
Browns	0/0	5/6	8/12	3/8	1/3	17/29
Opponents	1/2	6/9	9/13	6/11	0/0	22/35

STAFF

PLAYERS

2021 SEASON

HISTORY

RECORDS

GAME DAY

1980 (11-5)

COACH: Sam Rutigliano
DIVISION FINISH: 1st AFC Central
1980 USUAL STARTING LINEUPS

OFFENSE		DEFENSE	
WR 85	Dave Logan	LDE 90	Marshall Harris
LT 73	Doug Dieken	NT 91	Henry Bradley
LG 65	Henry Sheppard	RDE 77	Lyle Alzado
C 54	Tom DeLeone	LOLB 59	Charlie Hall
RG 64	Joe DeLamielleure	LILB 56	Robert L. Jackson
RT 63	Cody Risien	RILB 52	Dick Ambrose
TE 82	Ozzie Newsome	ROLB 57	Clay Matthews
WR 33	Reggie Rucker	LCB 28	Ron Bolton
QB 17	Brian Sipe	RCB 49	Clinton Burrell
FB 43	Mike Pruitt	FS 27	Thom Darden
RB 34	Greg Pruitt	SS 22	Clarence Scott

RADIO ANNOUNCERS: Gib Shanley, Jim Mueller (WHK 1420 AM)

DATE	RESULT	OPPONENT	ATT
9/7	L, 17-34	at New England Patriots	49,222
9/15	L, 7-16	Houston Oilers	80,243
9/21	W, 20-13	Kansas City Chiefs	63,614
9/28	W, 34-27	at Tampa Bay Buccaneers	65,540
10/5	L, 16-19	Denver Broncos	81,065
10/12	W, 27-3	at Seattle Seahawks	61,366
10/19	W, 26-21	Green Bay Packers	75,548
10/26	W, 27-26	Pittsburgh Steelers	79,095
11/3	W, 27-21	Chicago Bears	83,224
11/9	W, 28-27	at Baltimore Colts	45,369
11/16	L, 13-16	at Pittsburgh Steelers	54,563
11/23	W, 31-7	Cincinnati Bengals	79,253
11/30	W, 17-14	at Houston Oilers	51,514
12/7	W, 17-14	New York Jets	78,454
12/14	L, 23-28	at Minnesota Vikings	42,202
12/21	W, 27-24	at Cincinnati Bengals	50,058
PLAYOFF			
1/4	L, 12-14	Oakland Raiders	77,655

TEAM STATISTICS	BROWNS	OPPONENT
Total First Downs	336	340
Rushing	102	105
Passing	207	197
Penalty	27	38
3rd Down: Made/Att	98/207	105/220
3rd Down Pct.	47.3%	47.7%
Total Net Yards	5,588	5,626
Avg. Per Game	349.3	351.6
Total Plays	1,016	1,051
Avg. Per Play	5.5	5.4
Net Yards Rushing	1,673	1,761
Avg. Per Game	104.6	110.1
Total Rushes	436	485
Net Yards Passing	3,915	3,865
Avg. Per Game	244.7	241.6
Sacked/Yards Lost	23/217	31/224
Gross Yards	4,132	4,089
Attempts/Completions	557/338	536/336
Completion Pct.	60.7%	62.7%
Had Intercepted	14	22
Punts/Avg.	66/38.3	63/37.4
Net Punting Avg.	66/34.6	63/34.7
Penalties/Yards Lost	117/1,042	96/766
Fumbles/Ball Lost	24/14	23/10
Touchdowns	45	37
Rushing	15	12
Passing	30	23
Returns	0	2
Avg. Time Of Possession	28:44	31:16

SCORE BY PERIODS	1ST	2ND	3RD	4TH	OT	TOT
Browns	41	134	84	98	0	— 357
Opponents	32	69	109	100	0	— 310

SCORING	RU	PA	ST	DF	PAT	ZRU	ZPA	FG	SAF	TP	
Cockroft, Don	0	0	0	0	39/44	0	0	0	16/26	0	87
Pruitt, Mike	6	0	0	0	0/0	0	0	0/0	0	0	36
Hill, Calvin	0	6	0	0	0/0	0	0	0/0	0	0	36
White, Charles	5	1	0	0	0/0	0	0	0/0	0	0	36

PASSING	ATT	CMP	YDS	PCT	AVIAT	TD	TD%	INT	INT%	LG	TKLD	RATING
Sipe, Brian	554	337	4,132	60.8	7.46	30	5.4	14	2.5	65	23/217	91.4
Cockroft, Don	1	0	0	0.0	0.00	0	0.0	0	0.0	0	0/0	39.6
Browns	555	337	4,132	60.7	7.45	30	5.4	14	2.5	65	23/217	91.2
Opponents	480	306	3,746	63.8	7.80	20	4.2	20	4.2	72	31/218	84.3

Pruitt, Greg	0	5	0	0	0/0	0	0	0/0	0	0	30
Logan, Dave	0	4	0	0	0/0	0	0	0/0	0	0	24
Feacher, Ricky	0	4	0	0	0/0	0	0	0/0	0	0	24
Rucker, Reggie	0	4	0	0	0/0	0	0	0/0	0	0	24
Wright, Keith	0	3	0	0	0/0	0	0	0/0	0	0	18
Newsome, Ozzie	0	3	0	0	0/0	0	0	0/0	0	0	18
Miller, Cleo	3	0	0	0	0/0	0	0	0/0	0	0	18
Sipe, Brian	1	0	0	0	0/0	0	0	0/0	0	0	6
Team, Stat	0	0	0	0	0/1	0	0	0/0	0	0	0
Browns	15	30	0	0	39/45	0	0	16/26	0	0	357
Opponents	12	23	2	0	32/37	0	0	18/29	1	310	

RUSHING	NO	YDS	AVG	LG	TD
Pruitt, Mike	249	1,034	4.2	56t	6
White, Charles	86	279	3.2	16	5
Pruitt, Greg	40	117	2.9	19	0
Miller, Cleo	28	139	5.0	50	3
Sipe, Brian	20	55	2.8	24	1
McDonald, Paul	3	-2	-0.7	0	0
Evans, Johnny	3	-6	-2.0	0	0
Hall, Dino	2	26	13.0	19	0
Newsome, Ozzie	2	13	6.5	9	0
Adams, Willis	2	7	3.5	15	0
Hill, Calvin	1	11	11.0	11	0
Browns	436	1,673	3.8	56t	15
Opponents	485	1,761	3.6	32	12

RECEIVING	NO	YDS	AVG	LG	TD
Pruitt, Mike	63	471	7.5	28	0
Rucker, Reggie	52	768	14.8	45	4
Logan, Dave	51	822	16.1	65	4
Newsome, Ozzie	51	594	11.6	44	3
Pruitt, Greg	50	444	8.9	43	5
Hill, Calvin	27	383	14.2	50	6
White, Charles	17	153	9.0	31t	1
Feacher, Ricky	10	244	24.4	55t	4
Adams, Willis	8	165	20.6	39	0
Wright, Keith	3	62	20.7	39t	3
Oden, McDonald	3	18	6.0	8	0
Miller, Cleo	2	8	4.0	7	0
Browns	337	4,132	12.3	65	30
Opponents	336	4,089	12.2	72	23

INTERCEPTIONS	NO	YDS	AVG	LG	TD
Bolton, Ron	6	62	10.3	29	0
Burrell, Clinton	5	51	10.2	29	0
Darden, Thom	2	42	21.0	23	0
Jackson, Robert L.	2	15	7.5	9	0
Scott, Clarence	2	14	7.0	9	0
Hall, Charlie	2	3	1.5	3	0
Davis, Oliver	1	70	70.0	47	0
Matthews, Clay	1	6	6.0	6	0
Johnson, Lawrence	1	3	3.0	3	0
Browns	22	266	12.1	47	0
Opponents	14	270	19.3	93t	0

PUNTING	NO	YDS	AVG	IN20	TB	LG	BLK
Evans, Johnny	66	2,530	38.3	12	7	56	0
Browns	66	2,530	38.3	12	7	56	0
Opponents	63	2,356	37.4	16	4	62	0

PUNT RETURNS	NO	FC	YDS	AVG	LG	TD
Wright, Keith	29	4	129	4.4	15	0
Hall, Dino	6	3	41	6.8	14	0
Browns	35	7	170	4.9	15	0
Opponents	38	6	245	6.4	15	0

KICKOFF RETURNS	NO	YDS	AVG	LG	TD
Hall, Dino	32	691	21.6	40	0
Wright, Keith	25	576	23.0	50	0
Miller, Cleo	2	22	11.0	13	0
White, Charles	1	20	20.0	20	0
Jackson, Robert E.	1	0	0.0	0	0
Flint, Judson	1	0	0.0	0	0
Darden, Thom	1	-1	-1.0	-1	0
Browns	63	1,308	20.8	50	0
Opponents	71	1,018	14.3	31	0

FIELD GOALS	1-19	20-29	30-39	40-49	50+	TOT
Cockroft, Don	0/0	6/7	5/7	5/9	0/3	16/26
Browns	0/0	6/7	5/7	5/9	0/3	16/26
Opponents	3/3	7/7	5/11	3/6	0/2	18/29

STAFF

PLAYERS

2021 SEASON

HISTORY

RECORDS

GAME DAY

1981 (5-11)

COACH: Sam Rutigliano
DIVISION FINISH: 4th AFC Central
1981 USUAL STARTING LINEUPS

OFFENSE		DEFENSE	
WR 85	Dave Logan	LDE 90	M. Harris, 97 T. Brown
LT 73	Doug Dieken	NT 91	Henry Bradley
LG 68	Robert E. Jackson	RDE 77	Lyle Alzado
65	Henry Sheppard	LOLB 50	Don Goode
C 54	Tom DeLeone	LILB 56	Robert L. Jackson
79	Gerry Sullivan	RILB 52	Dick Ambrose
RG 64	Joe DeLamielleure	ROLB 57	Clay Matthews
RT 63	Cody Risien	LCB 28	Ron Bolton
TE 82	Ozzie Newsome	RCB 48	L. Johnson, 29 H. Dixon
WR 33	Reggie Rucker	SS 22	Clarence Scott
83	Ricky Feacher	FS 49	C. Burrell, 27 T. Darden
QB 17	Brian Sipe		
FB 43	Mike Pruitt		
RB 34	G. Pruitt, 25 C. White		

RADIO ANNOUNCERS:
 Gib Shanley, Jim Mueller (WHK 1420 AM)

DATE	RESULT	OPPONENT	ATT
9/7	L, 14-44	San Diego Chargers	78,904
9/13	L, 3-9	Houston Oilers	79,483
9/20	W, 20-17	at Cincinnati Bengals	52,170
9/27	W, 28-17	Atlanta Falcons	78,283
10/4	L, 16-27	at Los Angeles Rams	63,924
10/11	L, 7-13	at Pittsburgh Steelers	53,255
10/18	W, 20-17	New Orleans Saints	76,059
10/25	W, 42-28	Baltimore Colts	78,986
11/1	L, 13-22	at Buffalo Bills	78,266
11/8	L, 20-23 (OT)	at Denver Broncos	74,859
11/15	W, 15-12	at San Francisco 49ers	52,445
11/22	L, 10-32	Pittsburgh Steelers	77,958
11/29	L, 21-41	Cincinnati Bengals	75,186
12/3	L, 13-17	at Houston Oilers	44,502
12/12	L, 13-14	New York Jets	56,866
12/20	L, 21-42	at Seattle Seahawks	51,435

TEAM STATISTICS	BROWNS	OPPONENT
Total First Downs	364	299
Rushing	131	119
Passing	196	157
Penalty	37	23
3rd Down: Made/Att	92/225	78/212
3rd Down Pct.	40.9%	36.8%
Total Net Yards	5,915	5,394
Avg. Per Game	369.7	337.1
Total Plays	1,138	1,016
Avg. Per Play	5.2	5.3
Net Yards Rushing	1,929	2,078
Avg. Per Game	120.6	129.9
Total Rushes	474	516
Net Yards Passing	3,986	3,289
Avg. Per Game	249.1	205.6
Sacked/Yards Lost	40/353	31/223
Gross Yards	4,339	3,512
Attempts/Completions	624/348	469/275
Completion Pct.	55.8%	58.6%
Had Intercepted	27	15
Punts/Avg.	68/42.4	78/40.7
Net Punting Avg.	68/38.7	78/35.9
Penalties/Yards Lost	109/971	100/870
Fumbles/Ball Lost	38/26	31/20
Touchdowns	32	45
Rushing	11	14
Passing	21	28
Returns	0	3
Avg. Time Of Possession	30:59	29:01

SCORE BY PERIODS	1ST	2ND	3RD	4TH	OT	TOT
Browns	31	109	55	81	0	276
Opponents	89	103	82	98	3	375

SCORING	RU	PA	ST	DF	PAT	ZRU	ZPA	FG	SAF	TP
Bahr, Matt	0	0	0	0	22/22	0	0	13/20	0	61
Pruitt, Mike	7	1	0	0	0/0	0	0	0/0	0	48
Newsome, O.	0	6	0	0	0/0	0	0	0/0	0	36

PASSING	ATT	CMP	YDS	PCT	AV/AT	TD	TD%	INT	INT%	LG	TKLD	RATING
Sipe, Brian	567	313	3,876	55.2	6.84	17	3.0	25	4.4	62	34/310	68.2
McDonald, Paul	57	35	463	61.4	8.12	4	7.0	2	3.5	46	6/43	95.9
Browns	624	348	4,339	55.8	6.95	21	3.4	27	4.3	62	40/353	70.7
Opponents	469	275	3,512	58.6	7.49	28	6.0	15	3.2	60t	29/223	88.7

Logan, Dave	0	4	0	0	0/0	0	0	0/0	0	24	
Pruitt, Greg	0	4	0	0	0/0	0	0	0/0	0	24	
Jacobs, Dave	0	0	0	0	9/10	0	0	0/0	4/12	0	21
Feacher, Ricky	0	3	0	0	0/0	0	0	0/0	0/0	0	18
Hill, Calvin	0	2	0	0	0/0	0	0	0/0	0/0	0	12
Miller, Cleo	2	0	0	0	0/0	0	0	0/0	0/0	0	12
Rucker, Reggie	0	1	0	0	0/0	0	0	0/0	0/0	0	6
White, Charles	1	0	0	0	0/0	0	0	0/0	0/0	0	6
Sipe, Brian	1	0	0	0	0/0	0	0	0/0	0/0	0	6
Team, Stat	0	0	0	0	0/0	0	0	0/0	0/0	1	2
Cox, Steve	0	0	0	0	0/0	0	0	0/0	0/0	0	0
Browns	11	21	0	0	31/32	0	0	0	17/31	1	276
Opponents	14	28	3	0	40/45	0	0	0	21/34	1	375

RUSHING	NO	YDS	AVG	LG	TD
Pruitt, Mike	247	1,103	4.5	21	7
White, Charles	97	342	3.5	26	1
Miller, Cleo	52	165	3.2	13	2
Sipe, Brian	38	153	4.0	22	1
Pruitt, Greg	31	124	4.0	15	0
Hill, Calvin	4	23	5.8	9	0
Newsome, Ozzie	2	20	10.0	14	0
McDonald, Paul	2	0	0.0	2	0
Feacher, Ricky	1	-1	-1.0	-1	0
Browns	474	1,929	4.1	26	11
Opponents	516	2,078	4.0	29	14

RECEIVING	NO	YDS	AVG	LG	TD
Newsome, Ozzie	69	1,002	14.5	62	6
Pruitt, Greg	65	636	9.8	33	4
Pruitt, Mike	63	442	7.0	21	1
Logan, Dave	31	497	16.0	40t	4
Feacher, Ricky	29	654	22.6	48	3
Rucker, Reggie	27	532	19.7	49	1
White, Charles	27	219	8.1	21	0
Hill, Calvin	17	150	8.8	23	2
Miller, Cleo	16	139	8.7	17	0
Fulton, Don	2	38	19.0	27	0
Adams, Willis	1	24	24.0	24	0
Oden, McDonald	1	6	6.0	6	0
Browns	348	4,339	12.5	62	21
Opponents	275	3,512	12.8	60t	28

INTERCEPTIONS	NO	YDS	AVG	LG	TD
Scott, Clarence	4	46	11.5	26	0
Darden, Thom	3	68	22.7	45	0
Flint, Judson	2	33	16.5	33	0
Matthews, Clay	2	14	7.0	8	0
Bolton, Ron	1	3	3.0	3	0
Goode, Don	1	1	1.0	1	0
Logan, Dave	1	0	0.0	0	0
Ambrose, Dick	1	0	0.0	0	0
Browns	15	165	11.0	45	0
Opponents	27	347	12.9	82t	0

PUNTING	NO	YDS	AVG	IN20	TB	LG	BLK
Cox, Steve	68	2,884	42.4	11	12	66	2
Browns	68	2,884	42.4	11	12	66	2
Opponents	78	3,173	40.7	20	6	59	0

PUNT RETURNS	NO	FC	YDS	AVG	LG	TD
Hall, Dino	33	6	248	7.5	40	0
Montgomery, C.	17	0	121	7.1	17	0
Browns	50	6	369	7.4	40	0
Opponents	30	4	253	8.4	34	0

KICKOFF RETURNS	NO	YDS	AVG	LG	TD
Hall, Dino	36	813	22.6	48	0
Montgomery, C.	14	334	23.9	38	0
White, Charles	12	243	20.3	32	0
Pruitt, Greg	3	82	27.3	30	0
Miller, Cleo	3	35	11.7	22	0
Brown, Thomas	2	17	8.5	10	0
Johnson, Eddie	1	7	7.0	7	0
Miller, Matt	1	6	6.0	6	0
Browns	72	1,537	21.3	48	0
Opponents	45	1,156	25.7	88	0

FIELD GOALS	1-19	20-29	30-39	40-49	50+	TOT
Bahr, Matt	3/3	5/5	5/9	0/2	0/1	13/20
Jacobs, Dave	0/0	2/3	2/6	0/1	0/2	4/12
Cox, Steve	0/0	0/0	0/0	0/0	0/1	0/1
Browns	3/3	7/8	7/15	0/3	0/4	17/33
Opponents	1/1	8/12	6/9	5/11	1/1	21/34

STAFF

PLAYERS

2021 SEASON

HISTORY

RECORDS

GAME DAY

1982 (4-5)

STAFF

COACH: Sam Rutigliano
CONFERENCE FINISH: 8th American Conference

1982 USUAL STARTING LINEUPS

OFFENSE		DEFENSE	
WR 85 Dave Logan	LDE 90 Marshall Harris		
LT 73 Doug Dieken	NT 91 H. Bradley, 79 B. Golic		
LG 68 Robert E. Jackson	RDE 92 Mike Robinson		
C 54 Tom DeLeone	99 Keith Baldwin		
RG 64 Joe DeLamielleure	LOLB 56 Chip Banks		
RT 63 Cody Risien	LILB 50 Tom Cousineau		
TE 82 Ozzie Newsome	RILB 52 Dick Ambrose		
WR 83 Ricky Feacher	ROLB 57 Clay Matthews		
QB 17 Brian Sipe	55 Curtis Weathers		
16 Paul McDonald	LCB 28 Ron Bolton		
FB 43 Mike Pruitt	48 Lawrence Johnson		
RB 25 Charles White	RCB 29 Hanford Dixon		
	SS 49 Clinton Burrell		
	FS 22 Clarence Scott		

RADIO ANNOUNCERS:
 Gib Shanley, Jim Mueller (WHK 1420 AM)

PLAYERS

DATE	RESULT	OPPONENT	ATT
9/12	W, 21-7	at Seattle Seahawks	55,907
9/19	L, 21-24	Philadelphia Eagles	78,830
11/21	W, 10-7	New England Patriots	51,281
11/25	L, 14-31	at Dallas Cowboys	46,267
12/5	L, 13-30	San Diego Chargers	54,064
12/12	L, 10-23	at Cincinnati Bengals	54,305
12/19	W, 10-9	Pittsburgh Steelers	67,139
12/26	W, 20-14	at Houston Oilers	36,559
1/2	L, 21-37	at Pittsburgh Steelers	52,312
PLAYOFF			
1/8	L, 10-27	at Los Angeles Raiders	56,555

TEAM STATISTICS	BROWNS	OPPONENT
Total First Downs	176	189
Rushing	64	82
Passing	96	94
Penalty	16	13
3rd Down: Made/Att	43/127	52/106
3rd Down Pct.	33.9%	49.1%
4th Down: Made/Att	5/6	3/8
4th Down Pct.	83.3%	37.5%
Total Net Yards	2,708	3,141
Avg. Per Game	300.9	349.0
Total Plays	616	594
Avg. Per Play	4.4	5.3
Net Yards Rushing	873	1,292
Avg. Per Game	97.0	143.6
Total Rushes	256	306
Net Yards Passing	1,845	1,822
Avg. Per Game	205.0	202.4
Sacked/Yards Lost	26/212	22/145
Gross Yards	2,057	1,967
Attempts/Completions	334/174	266/144
Completion Pct.	52.1%	54.1%
Had Intercepted	16	17
Punts/Avg.	48/39.3	40/38.8
Net Punting Avg.	48/34.8	40/35.5
Penalties/Yards Lost	59/461	57/436
Fumbles/Ball Lost	15/8	20/11
Touchdowns	17	23
Rushing	7	13
Passing	9	9
Returns	1	1
Avg. Time Of Possession	30:00	30:00

SCORE BY PERIODS	1ST	2ND	3RD	4TH	OT	TOT
Browns	20	34	24	62	0	140
Opponents	28	60	38	56	0	182

SCORING	RU	PA	ST	DF	PAT	2RU	2PA	FG	SAF	TP
Bahr, Matt	0	0	0	0	17/17	0	0	7/15	0	38
Feacher, Ricky	0	3	0	0	0/0	0	0	0/0	0	18

2021 SEASON

HISTORY

RECORDS

GAME DAY

Newsome, Ozzie	0	3	0	0	0/0	0	0	0/0	0	18
Pruitt, Mike	3	0	0	0	0/0	0	0	0/0	0	18
White, Charles	3	0	0	0	0/0	0	0	0/0	0	18
Logan, Dave	0	2	0	0	0/0	0	0	0/0	0	12
Burrell, Clinton	0	0	0	1	0/0	0	0	0/0	0	6
Davis, Johnny	1	0	0	0	0/0	0	0	0/0	0	6
Hall, Dino	0	1	0	0	0/0	0	0	0/0	0	6
Cox, Steve	0	0	0	0	0/0	0	0	0/1	0	0
Browns	7	9	0	1	17/17	0	0	7/16	0	140
Opponents	13	9	1	0	21/23	0	0	7/11	1	182

SACKS: C. Banks 5.5, B. Golic 4, M. Robinson 3, C. Burrell 2, E. Franks 2, M. Harris 1.5, K. Baldwin 1, T. Cousineau 1, H. Dixon 1, C. Weathers 1 **Browns: 22.0, Opponents: 26.0**

RUSHING	NO	YDS	AVG	LG	TD
Pruitt, Mike	143	516	3.6	17	3
White, Charles	69	259	3.8	18t	3
Miller, Cleo	16	61	3.8	17	0
Sipe, Brian	13	44	3.4	12	0
McDonald, Paul	7	-3	-0.4	10	0
Davis, Johnny	4	3	0.8	2	1
Hall, Dino	2	14	7.0	13	0
Cox, Steve	2	-11	-5.5	0	0
Browns	256	883	3.4	18t	7
Opponents	306	1,292	4.2	34	13

RECEIVING	NO	YDS	AVG	LG	TD
Newsome, Ozzie	49	633	12.9	54	3
White, Charles	34	283	8.3	36	0
Feacher, Ricky	28	408	14.6	46	3
Logan, Dave	23	346	15.0	56t	2
Pruitt, Mike	22	140	6.4	13	0
Walker, Dwight	8	136	17.0	46	0
Hall, Dino	5	78	15.6	31	1
Miller, Cleo	3	20	6.7	11	0
Fulton, Dan	1	9	9.0	9	0
Oden, McDonald	1	4	4.0	4	0
Browns	174	2,057	11.8	56t	9
Opponents	144	1,967	13.7	60	9

INTERCEPTIONS	NO	YDS	AVG	LG	TD
Dixon, Hanford	4	22	5.5	22	0
Johnson, Lawrence	4	17	4.3	17	0
Scott, Clarence	3	29	9.7	24	0
Banks, Chip	1	14	14.0	14	0
Burrell, Clinton	1	14	14.0	14t	1
Cousineau, Tom	1	6	6.0	6	0
Ambrose, Dick	1	0	0.0	0	0
Bolton, Ron	1	0	0.0	0	0
Flint, Judson	1	0	0.0	0	0
Browns	17	102	6.0	24	1
Opponents	16	164	10.3	37	0

PUNTING	NO	YDS	AVG	IN20	TB	LG	BLK
Cox, Steve	48	1,887	39.3	11	6	52	1
Browns	48	1,887	39.3	11	6	52	1
Opponents	40	1,552	38.8	9	2	54	0

PUNT RETURNS	NO	FC	YDS	AVG	LG	TD
Walker, Dwight	19	6	101	5.3	14	0
Hall, Dino	4	0	33	8.3	10	0
Browns	23	6	134	5.8	14	0
Opponents	30	2	216	7.2	24	0

KICKOFF RETURNS	NO	YDS	AVG	LG	TD
Hall, Dino	22	430	19.5	32	0
Walker, Dwight	13	295	22.7	36	0
Nicolas, Scott	2	16	8.0	10	0
Green, David	1	13	13.0	13	0
Browns	38	754	19.8	36	0
Opponents	23	424	18.4	30	0

FIELD GOALS	1-19	20-29	30-39	40-49	50+	TOT
Bahr, Matt	1/1	3/4	1/3	2/7	0/0	7/15
Cox, Steve	0/0	0/0	0/0	0/0	0/1	0/1
Browns	1/1	3/4	1/3	2/7	0/1	7/16
Opponents	0/0	2/2	2/4	3/4	0/1	7/11

PASSING	ATT	CMP	YDS	PCT	AVIAT	TD	TD%	INT	INT%	LG	TKLD	RATING
Sipe, Brian	185	101	1,064	54.6	5.75	4	2.2	8	4.3	40t	13/117	60.7
McDonald, Paul	149	73	993	49.0	6.66	5	3.4	8	5.4	56t	13/95	59.5
Browns	334	174	2,057	52.1	6.16	9	2.7	16	4.8	56t	26/212	60.2
Opponents	266	144	1,967	54.1	7.39	9	3.4	17	6.4	60	22/145	62.7

1983 (9-7)

COACH: Sam Rutigliano
DIVISION FINISH: 2nd AFC Central
1983 USUAL STARTING LINEUPS

OFFENSE		DEFENSE	
WR 89	Bobby Jones	LDE 96	Reggie Camp
83	Ricky Feacher	NT 79	Bob Golic
LT 73	Doug Dieken	RDE 99	Keith Baldwin
LG 68	Robert E. Jackson	94	Elvis Franks
C 61	Mike Baab	LOLB 56	Chip Banks
RG 64	Joe DeLamielleure	LILB 52	Dick Ambrose
RT 63	Cody Risien	58	Scott Nicolas
TE 82	Ozzie Newsome	RILB 50	Tom Cousineau
WR 85	Dave Logan	ROLB 57	Clay Matthews
80	Willis Adams	LCB 48	Lawrence Johnson
QB 17	Brian Sipe	RCB 29	Hanford Dixon
FB 43	M. Pruitt, 38 J. Davis	SS 49	C. Burrell, 22 C. Scott
RB 30	Boyce Green	FS 21	Mike Whitwell

RADIO ANNOUNCERS:
 Gib Shanley, Jim Mueller (WHK 1420 AM)

DATE	RESULT	OPPONENT	ATT
9/4	L, 21-27	Minnesota Vikings	70,087
9/11	W, 31-26	at Detroit Lions	60,095
9/15	W, 17-7	Cincinnati Bengals	79,700
9/25	W, 30-24 (OT)	at San Diego Chargers	49,482
10/2	L, 9-24	Seattle Seahawks	75,446
10/9	W, 10-7	New York Jets	78,235
10/16	L, 17-44	at Pittsburgh Steelers	59,263
10/23	L, 21-28	at Cincinnati Bengals	50,047
10/30	W, 25-19 (OT)	Houston Oilers	66,955
11/6	L, 21-35	at Green Bay Packers	54,089
11/13	W, 20-0	Tampa Bay Buccaneers	56,091
11/20	W, 30-0	at New England Patriots	40,987
11/27	W, 41-23	Baltimore Colts	65,812
12/4	L, 6-27	at Denver Broncos	70,912
12/11	L, 27-34	at Houston Oilers	29,746
12/18	W, 30-17	Pittsburgh Steelers	72,313

TEAM STATISTICS		BROWNS	OPPONENT
Total First Downs	327	309	
Rushing	113	138	
Passing	186	155	
Penalty	28	16	
3rd Down: Made/Att	99/222	82/204	
3rd Down Pct.	44.6%	40.2%	
4th Down: Made/Att	8/16	4/14	
4th Down Pct.	50.0%	28.6%	
Total Net Yards	5,583	5,139	
Avg. Per Game	348.9	321.2	
Total Plays	1,065	1,030	
Avg. Per Play	5.2	5.0	
Net Yards Rushing	1,922	2,065	
Avg. Per Game	120.1	129.1	
Total Rushes	465	528	
Net Yards Passing	3,661	3,074	
Avg. Per Game	228.8	192.1	
Sacked/Yards Lost	33/271	33/239	
Gross Yards	3,932	3,313	
Attempts/Completions	567/324	469/280	
Completion Pct.	57.1%	59.7%	
Had Intercepted	28	28	
Punts/Avg.	70/40.8	73/40.5	
Net Punting Avg.	73/36.2	70/36.0	
Penalties/Yards Lost	115/988	105/940	
Fumbles/Ball Lost	21/10	30/10	
Touchdowns	42	42	
Rushing	13	15	
Passing	27	22	
Returns	2	5	
Avg. Time Of Possession	30:50	29:10	

SCORE BY PERIODS	1ST	2ND	3RD	4TH	OT	TOT
Browns	76	120	82	66	12	356
Opponents	70	125	63	84	0	342

SCORING	RU	PA	ST	DF	PAT	2RU	2PA	FG	SAF	TP
Bahr, Matt	0	0	0	0	38/40	0	0	21/24	0	101
Pruitt, Mike	10	2	0	0	0/0	0	0	0/0	0	72
Newsome, O.	0	6	0	0	0/0	0	0	0/0	0	36
Jones, Bobby	0	4	0	0	0/0	0	0	0/0	0	24
Green, Boyce	3	1	0	0	0/0	0	0	0/0	0	24
Feacher, Ricky	0	3	0	0	0/0	0	0	0/0	0	18

PASSING	ATT	CMP	YDS	PCT	AVI/AT
Sipe, Brian	496	291	3,566	58.7	7.19
McDonald, Paul	68	32	351	47.1	5.16
Walker, Dwight	3	1	25	33.3	8.33
Browns	567	324	3,942	57.1	6.95
Opponents	469	280	3,313	59.7	7.06

Holt, Harry	0	3	0	0	0/0	0	0	0/0	0	18
Adams, Willis	0	2	0	0	0/0	0	0	0/0	0	12
Belk, Rocky	0	2	0	0	0/0	0	0	0/0	0	12
Logan, Dave	0	2	0	0	0/0	0	0	0/0	0	12
Walker, Dwight	0	1	0	0	0/0	0	0	0/0	0	6
Banks, Chip	0	0	0	1	0/0	0	0	0/0	0	6
Golic, Bob	0	0	0	1	0/0	0	0	0/0	0	6
Dieken, Doug	0	1	0	0	0/0	0	0	0/0	0	6
Cox, Steve	0	0	0	0	0/0	0	0	1/1	0	3
Browns	13	27	0	2	38/40	0	0	22/25	0	356
Opponents	15	22	5	0	40/42	0	0	16/22	1	342

SACKS: C. Matthews 6.0, E. Franks 5.0, R. Camp 4.5, T. Cousineau 4.0, C. Banks 4.0, B. Golic 3.5, D. Puzelli 2.0, M. Whitwell 1.0, K. Baldwin 1.0, H. Dixon 1.0 **Browns: 32.0, Opponents 33.0**

RUSHING	NO	YDS	AVG	LG	TD
Pruitt, Mike	293	1,184	4.0	27	10
Green, Boyce	104	497	4.8	29	3
Sipe, Brian	26	56	2.2	9	0
Walker, Dwight	19	100	5.3	15	0
Davis, Johnny	13	42	3.2	16	0
McDonald, Paul	3	17	5.7	10	0
Holt, Harry	3	8	2.7	4	0
Jones, Bobby	1	19	19.0	19	0
Adams, Willis	1	2	2.0	2	0
Hall, Dino	1	2	2.0	2	0
Belk, Rocky	1	-5	-5.0	-5	0
Browns	465	1,922	4.1	29	13
Opponents	528	2,065	3.9	40	15

RECEIVING	NO	YDS	AVG	LG	TD
Newsome, Ozzie	89	970	10.9	66t	6
Logan, Dave	37	627	16.9	34	2
Jones, Bobby	36	507	14.1	32t	4
Pruitt, Mike	30	157	5.2	21	2
Holt, Harry	29	420	14.5	48t	3
Walker, Dwight	29	273	9.4	35	1
Green, Boyce	25	167	6.7	33	1
Adams, Willis	20	374	18.7	59	2
Feacher, Ricky	13	217	16.7	42t	3
Belk, Rocky	5	141	28.2	64t	2
Davis, Johnny	5	20	4.0	10	0
Hall, Dino	4	33	8.3	18	0
Dieken, Doug	1	14	14.0	14t	1
Stracka, Tim	1	12	12.0	12	0
Browns	324	3,332	12.1	66t	27
Opponents	280	3,312	11.8	80t	22

INTERCEPTIONS	NO	YDS	AVG	LG	TD
Cousineau, Tom	4	47	11.8	15	0
Banks, Chip	3	95	31.7	65t	1
Whitwell, Mike	3	67	22.3	28	0
Dixon, Hanford	3	41	13.7	35	0
Burrell, Clinton	2	0	0.0	0	0
Johnson, Lawrence	2	0	0.0	0	0
Scott, Clarence	2	0	0.0	0	0
Perry, Rod	1	21	21.0	21	0
Gross, Al	1	18	18.0	18	0
Golic, Bob	1	7	7.0	7t	1
Browns	22	296	13.5	65t	2
Opponents	28	508	18.1	73t	0

PUNTING	NO	YDS	AVG	IN20	TB	LG	BLK
Gossett, Jeff	70	2,854	40.8	17	8	60	0
Browns	70	2,854	40.8	17	8	60	0
Opponents	73	2,954	40.5	18	5	61	0

PUNT RETURNS	NO	FC	YDS	AVG	LG	TD
Hall, Dino	39	12	284	7.3	19	0
Walker, Dwight	3	0	26	8.7	13	0
Browns	42	12	310	7.4	19	0
Opponents	30	10	309	10.3	66	0

KICKOFF RETURNS	NO	YDS	AVG	LG	TD
Walker, Dwight	29	627	21.6	38	0
Green, Boyce	17	350	20.6	30	0
Hall, Dino	11	237	21.5	28	0
Ferguson, Vagas	2	36	18.0	27	0
Nicolas, Scott	2	29	14.5	15	0
Davis, Johnny	1	8	8.0	8	0
Contz, Bill	1	3	3.0	3	0
Browns	63	1,290	20.5	38	0
Opponents	61	1,155	18.9	93t	0

FIELD GOALS	1-19	20-29	30-39	40-49	50+	TOT
Bahr, Matt	1/1	9/9	5/6	6/7	0/1	21/24
Cox, Steve	0/0	0/0	0/0	0/0	1/1	1/1
Browns	1/1	9/9	5/6	6/7	1/2	22/25
Opponents	2/2	5/6	4/6	2/5	1/1	14/20

TD	TD%	INT	INT%	LG	TKLD	RATING
26	5.2	23	4.6	66t	27/233	79.1
1	1.5	4	5.9	27	6/38	45.0
0	0.0	1	33.3	25	0/0	23.2
27	4.8	28	4.9	66t	33/271	74.0
21	4.5	22	4.7	80t	32/239	76.6

STAFF
PLAYERS
2021 SEASON
HISTORY
RECORDS
GAME DAY

1984 (5-11)

STAFF

COACH: Sam Rutigliano (first 8 games)/Marty Schottenheimer (last 8 games)
DIVISION FINISH: 3rd AFC Central

1984 USUAL STARTING LINEUPS

OFFENSE		DEFENSE	
WR 83	Ricky Feacher	LDE 96	Reggie Camp
86	Brian Brennan	NT 79	Bob Golic
LT 73	Doug Dieken	RDE 99	Keith Baldwin
LG 68	Robert E. Jackson	LOLB 56	Chip Banks
C 61	Mike Baab	LILB 51	Eddie Johnson
RG 64	Joe DeLamielleure	RILB 50	Tom Cousineau
RT 75	Bill Contz	OLB 57	Clay Matthews
TE 82	Ozzie Newsome	LCB 48	Lawrence Johnson
WR 84	Duriel Harris	31	Frank Minnifield
86	Brian Brennan	RCB 29	Hanford Dixon
QB 16	Paul McDonald	SS 27	Al Gross
FB 38	Johnny Davis	FS 20	Don Rogers
RB 43	M. Pruitt, 30 B. Green		

RADIO ANNOUNCERS:
 Gib Shanley, Jim Mueller (WHK 1420 AM)

PLAYERS

DATE	RESULT	OPPONENT	ATT
9/3	L, 0-33	at Seattle Seahawks	59,540
9/9	L, 17-20	at Los Angeles Rams	43,043
9/16	L, 14-24	Denver Broncos	61,980
9/23	W, 20-10	Pittsburgh Steelers	77,312
9/30	L, 6-10	at Kansas City Chiefs	40,785
10/7	L, 16-17	New England Patriots	53,036
10/14	L, 20-24	New York Jets	55,673
10/21	L, 9-12	at Cincinnati Bengals	50,667
10/28	L, 14-16	New Orleans Saints	52,489
11/4	W, 13-10	at Buffalo Bills	33,343
11/11	L, 7-41	San Francisco 49ers	60,092
11/18	W, 23-7	at Atlanta Falcons	28,280
11/25	W, 27-10	Houston Oilers	46,077
12/2	L, 17-20 (OT)	Cincinnati Bengals	51,774
12/9	L, 20-23	at Pittsburgh Steelers	55,825
12/16	W, 27-20	at Houston Oilers	33,676

TEAM STATISTICS	BROWNS	OPPONENT
Total First Downs	295	270
Rushing	89	103
Passing	180	145
Penalty	26	22
3rd Down: Made/Att	89/228	86/217
3rd Down Pct.	39.0%	39.6%
4th Down: Made/Att	6/13	4/13
4th Down Pct.	46.2%	30.8%
Total Net Yards	4,828	4,641
Avg. Per Game	301.8	290.1
Total Plays	1,039	995
Avg. Per Play	4.6	4.7
Net Yards Rushing	1,696	1,945
Avg. Per Game	106.0	121.6
Total Rushes	489	494
Net Yards Passing	3,132	2,696
Avg. Per Game	195.8	168.5
Sacked/Yards Lost	55/358	43/353
Gross Yards	3,490	3,049
Attempts/Completions	495/273	458/261
Completion Pct.	55.2%	57.0%
Had Intercepted	23	20
Punts/Avg.	76/42.3	77/40.6
Net Punting Avg.	76/35.8	77/36.4
Penalties/Yards Lost	111/928	108/765
Fumbles/Ball Lost	31/16	34/15
Touchdowns	25	30
Rushing	10	10
Passing	14	15
Returns	1	5
Avg. Time Of Possession	30:52	29:08

SCORE BY PERIODS	1ST	2ND	3RD	4TH	OT	TOT
Browns	54	81	44	71	0	250
Opponents	61	97	53	83	3	297

SCORING	RU	PA	OFF	DF	PAT	2RU	2PA	FG	SAF	TP
Bahr, Matt	0	0	0	0	25/25	0	0	24/32	0	97
Pruitt, Mike	6	0	0	0	0/0	0	0	0/0	0	36
Newsome, O.	0	5	0	0	0/0	0	0	0/0	0	30
Brennan, Brian	0	3	0	0	0/0	0	0	0/0	0	18
Byner, Earnest	2	0	1	0	0/0	0	0	0/0	0	18
Davis, Bruce	0	2	0	0	0/0	0	0	0/0	0	12
Harris, Duriel	0	2	0	0	0/0	0	0	0/0	0	12

PASSING	ATT	CMP	YDS	PCT	AVI/AT
McDonald, Paul	493	271	3,472	55.0	7.04
Cox, Steve	1	1	16	100.0	16.00
Flick, Tom	1	1	2	100.0	2.00
Browns	495	273	3,490	55.2	7.05
Opponents	458	261	3,049	57.0	6.66

Feacher, Ricky	0	1	0	0	0/0	0	0	0/0	0	6
Davis, Johnny	1	0	0	0	0/0	0	0	0/0	0	6
Green, Boyce	0	1	0	0	0/0	0	0	0/0	0	6
McDonald, Paul	1	0	0	0	0/0	0	0	0/0	0	6
Cox, Steve	0	0	0	0	0/0	0	0	1/3	0	3
Browns	10	14	1	0	25/25	0	0	25/35	0	250
Opponents	10	15	5	0	30/30	0	0	29/33	0	297

SACKS: R. Camp 14.0, C. Matthews 12.0, K. Baldwin 4.5, C. Hairston 4.0, C. Banks 2.5, D. Puzzuoli 2.0, B. Golic 2.0, E. Franks 1.5, E. Johnson 0.5 **Browns: 43.0, Opponents: 55.0**

RUSHING	NO	YDS	AVG	LG	TD
Green, Boyce	202	673	3.3	29	0
Pruitt, Mike	163	506	3.1	14	6
Byner, Earnest	72	426	5.9	54	2
White, Charles	24	62	2.6	8	0
McDonald, Paul	22	4	0.2	10	1
Davis, Johnny	3	15	5.0	8	1
Holt, Harry	1	12	12.0	12	0
Davis, Bruce	1	6	6.0	6	0
Walker, Dwight	1	-8	-8.0	-8	0
Browns	489	1,696	3.5	54	10
Opponents	494	1,945	3.9	64	10

RECEIVING	NO	YDS	AVG	LG	TD
Newsome, Ozzie	89	1,001	11.2	52	5
Brennan, Brian	35	455	13.0	52	3
Harris, Duriel	32	512	16.0	43	2
Feacher, Ricky	22	382	17.4	64	1
Adams, Willis	21	261	12.4	24	0
Holt, Harry	20	261	13.1	36	0
Green, Boyce	12	124	10.3	44	1
Byner, Earnest	11	118	10.7	26	0
Walker, Dwight	10	122	12.2	25	0
Davis, Bruce	7	119	17.0	43	2
Pruitt, Mike	5	29	5.8	9	0
White, Charles	5	29	5.8	17	0
Young, Glen	1	47	47.0	47	0
Bolden, Rickey	1	19	19.0	19	0
Stracka, Tim	1	15	15.0	15	0
McDonald, Paul	1	-4	-4.0	-4	0
Browns	273	3,490	12.8	64	14
Opponents	261	3,049	11.7	61	15

INTERCEPTIONS	NO	YDS	AVG	LG	TD
Gross, Al	5	103	20.6	47	0
Dixon, Hanford	5	31	6.2	18	0
Cousineau, Tom	2	9	4.5	9	0
Johnson, Eddie	2	3	1.5	3	0
Rogers, Don	1	39	39.0	39	0
Minnifield, Frank	1	26	26.0	26	0
Perry, Rod	1	17	17.0	17	0
Banks, Chip	1	8	8.0	8	0
Johnson, Lawrence	1	0	0.0	0	0
Rockins, Chris	1	0	0.0	0	0
Browns	20	236	11.8	47	0
Opponents	23	518	22.5	85	0

PUNTING	NO	YDS	AVG	IN20	TB	LG	BLK
Cox, Steve	74	3,213	43.4	16	8	69	2
Team, Matt	2	0	0.0	0	0	0	0
Browns	76	3,213	42.3	16	8	69	2
Opponents	77	3,123	40.6	21	7	61	0

PUNT RETURNS	NO	FC	YDS	AVG	LG	TD
Brennan, Brian	25	10	199	8.0	19	0
Harris, Duriel	9	0	73	8.1	13	0
Walker, Dwight	6	3	50	8.3	13	0
Browns	40	13	322	8.1	19	0
Opponents	43	7	489	11.4	42	0

KICKOFF RETURNS	NO	YDS	AVG	LG	TD
Byner, Earnest	22	415	18.9	28	0
Davis, Bruce	18	369	20.5	40	0
Brown, Preston	8	136	17.0	27	0
Young, Glen	5	134	26.8	36	0
White, Charles	5	80	16.0	23	0
Nicolas, Scott	1	12	12.0	12	0
Contz, Bill	1	10	10.0	10	0
Holt, Harry	1	1	1.0	1	0
Browns	61	1,157	19.0	40	0
Opponents	52	1,159	22.3	46	0

FIELD GOALS	1-19	20-29	30-39	40-49	50+	TOT
Bahr, Matt	3/3	12/12	2/7	6/9	1/1	24/32
Cox, Steve	0/0	0/0	0/0	0/0	1/3	1/3
Browns	3/3	12/12	2/7	6/9	2/4	25/35
Opponents	0/0	13/13	7/9	7/9	2/2	29/33

2021 SEASON

HISTORY

RECORDS

GAME DAY

1985 (8-8)

COACH: Marty Schottenheimer
DIVISION FINISH: 1st AFC Central
1985 USUAL STARTING LINEUPS

OFFENSE		DEFENSE	
WR 85	Clarence Weathers	LDE 96	Reggie Camp
LT 74	P. Farren, 77 R. Bolden	NT 79	Bob Golic
LG 62	George Lijia	RDE 78	Carl Hairston
C 61	Mike Baab	LOLB 56	Chip Banks
RG 69	D. Fike, 77 R. Bolden	LILB 51	Eddie Johnson
RT 63	Cody Risien	RILB 50	Tom Cousineau
TE 82	Ozzie Newsome	58	Scott Nicolas
WR 86	Brian Brennan	ROLB 57	Clay Matthews
83	Fred Banks	LCB 31	Frank Minnifield
QB 19	Bernie Kosar	RCB 29	Hanford Dixon
18	Gary Danielson	SS 27	Al Gross
FB 34	Kevin Mack	FS 20	Don Rogers
RB 44	Earnest Byner		

RADIO ANNOUNCERS:
 Neo Chandler, Doug Dieken, Jim Mueller (WHK 1420 AM)

DATE	RESULT	OPPONENT	ATT
9/8	L, 24-27 (OT)	St. Louis Cardinals	62,107
9/16	W, 17-7	Pittsburgh Steelers	79,042
9/22	L, 7-20	at Dallas Cowboys	61,456
9/29	W, 21-7	at San Diego Chargers	52,107
10/6	W, 24-20	New England Patriots	62,139
10/13	W, 21-6	at Houston Oilers	38,386
10/20	L, 20-21	Los Angeles Raiders	77,928
10/27	L, 7-14	Washington Redskins	78,540
11/3	L, 9-10	at Pittsburgh Steelers	51,976
11/10	L, 10-27	at Cincinnati Bengals	57,293
11/17	W, 17-7	Buffalo Bills	50,764
11/24	W, 24-6	Cincinnati Bengals	74,439
12/1	W, 35-33	at New York Giants	66,482
12/8	L, 13-31	at Seattle Seahawks	58,477
12/15	W, 28-21	Houston Oilers	50,793
12/22	L, 10-37	at New York Jets	59,073
PLAYOFF			
1/4	L, 21-24	at Miami Dolphins	75,128

TEAM STATISTICS	BROWNS	OPPONENT
Total First Downs	271	297
Rushing	119	106
Passing	128	172
Penalty	24	19
3rd Down: Made/Att	79/216	83/228
3rd Down Pct.	36.6%	36.4%
4th Down: Made/Att	13/21	7/15
4th Down Pct.	61.9%	46.7%
Total Net Yards	4,921	4,958
Avg. Per Game	307.6	309.9
Total Plays	989	1,050
Avg. Per Play	5.0	4.7
Net Yards Rushing	2,285	1,851
Avg. Per Game	142.8	115.7
Total Rushes	539	497
Net Yards Passing	2,636	3,107
Avg. Per Game	164.8	194.2
Sacked/Yards Lost	36/249	44/353
Gross Yards	2,885	3,460
Attempts/Completions	414/222	509/289
Completion Pct.	53.6%	56.8%
Had Intercepted	13	18
Punts/Avg.	81/40.3	91/42.2
Net Punting Avg.	81/36.5	91/38.1
Penalties/Yards Lost	99/751	102/773
Fumbles/Ball Lost	40/23	28/9
Touchdowns	35	34
Rushing	16	14
Passing	17	18
Returns	2	2
Avg. Time Of Possession	28:52	31:08

SCORE BY PERIODS	1ST	2ND	3RD	4TH	OT	TOT
Browns	44	68	78	97	0	287
Opponents	75	81	50	85	3	294

SCORING	RU	PA	ST	DF	PAT	2RU	2PA	FG	SF	TP
Bahr, Matt	0	0	0	0	35/35	0	0	14/18	0	77
Byner, Earnest	8	2	0	0	0/0	0	0	0/0	0	60
Mack, Kevin	7	3	0	0	0/0	0	0	0/0	0	60

PASSING	ATT	CMP	YDS	PCT	AVI/AT	TD	TD%	INT	INT%	LG	TKLD	RATING
Kosar, Bernie	248	124	1,578	50.0	6.36	8	3.2	7	2.8	68†	19/121	69.3
Danielson, Gary	163	97	1,274	59.5	7.82	8	4.9	6	3.7	72†	17/128	85.3
Brennan, Brian	1	1	33	100.0	33.00	1	100.0	0	0.0	33†	0/0	158.3
Fontenot, Herman	1	0	0	0.0	0.00	0	0.0	0	0.0	0	0/0	39.6
Gossett, Jeff	1	0	0	0.0	0.00	0	0.0	0	0.0	0	0/0	39.6
Browns	414	222	2,885	53.6	6.97	17	4.1	13	3.1	72†	36/249	76.4
Opponents	509	289	3,460	56.8	6.80	18	3.5	18	3.5	54†	44/353	74.8

Newsome, O.	0	5	0	0	0/0	0	0	0	0/0	0	30
Weathers, C.	0	3	0	0	0/0	0	0	0	0/0	0	18
Banks, Fred	0	2	0	0	0/0	0	0	0	0/0	0	12
Brennan, Brian	0	0	1	0	0/0	0	0	0	0/0	0	6
Young, Glen	0	1	0	0	0/0	0	0	0	0/0	0	6
Holt, Harry	0	1	0	0	0/0	0	0	0	0/0	0	6
Gross, Al	0	0	0	1	0/0	0	0	0	0/0	0	6
Kosar, Bernie	1	0	0	0	0/0	0	0	0	0/0	0	6
Browns	16	17	1	1	35/35	0	0	0	14/18	0	287
Opponents	14	18	2	0	33/34	0	0	0	19/29	0	294

SACKS: C. Banks 11.0, R. Camp 8.5, C. Hairston 7.0, C. Matthews 6.0, B. Golic 3.0, C. Weathers 3.0, T. Cousineau 1.5, K. Baldwin 1.0, S. Clancy 1.0, S. Nicolas 1.0, C. Rockins 0.5, E. Johnson 0.5
Browns: 44.0, Opponents: 36.0

RUSHING	NO	YDS	AVG	LG	TD
Mack, Kevin	222	1,104	5.0	61	7
Byner, Earnest	244	1,002	4.1	36	8
Danielson, Gary	27	126	4.7	28	0
Allen, Greg	8	32	4.0	8	0
Weathers, Clarence	1	18	18.0	18	0
Davis, Johnny	4	9	2.3	5	0
Dickey, Curtis	2	6	3.0	5	0
Baab, Mike	1	0	0.0	0	0
Kosar, Bernie	26	-12	-0.5	10	1
Browns	535	2,285	4.3	61	16
Opponents	497	1,851	3.7	58†	14

RECEIVING	NO	YDS	AVG	LG	TD
Newsome, Ozzie	62	711	11.5	38	5
Byner, Earnest	45	460	10.2	31	2
Brennan, Brian	32	487	15.2	57	0
Mack, Kevin	29	297	10.2	43	3
Weathers, Clarence	16	449	28.1	72†	3
Adams, Willis	10	132	13.2	22	0
Holt, Harry	10	95	9.5	23	1
Young, Glen	5	111	22.2	45†	1
Banks, Fred	5	62	12.4	17†	2
Jefferson, John	3	30	10.0	17	0
Tucker, Travis	2	20	10.0	10	0
Fontenot, Herman	2	19	9.5	17	0
Langhorne, Reggie	1	12	12.0	12	0
Browns	222	2,885	13.0	72†	17
Opponents	289	3,460	12.0	54†	17

INTERCEPTIONS	NO	YDS	AVG	LG	TD
Gross, Al	5	109	21.8	37†	1
Dixon, Hanford	3	65	21.7	37	0
Brazier, Larry	2	40	20.0	40	0
Wright, Felix	2	11	5.5	10	0
Weathers, Curtis	1	9	9.0	9	0
Rockins, Chris	1	8	8.0	8	0
Johnson, Eddie	1	6	6.0	6	0
Minnifield, Frank	1	3	3.0	3	0
Rogers, Don	1	3	3.0	3	0
Cousineau, Tom	1	0	0.0	0	0
Browns	18	254	14.1	40	1
Opponents	13	217	16.7	48†	0

PUNTING	NO	YDS	AVG	IN20	TB	LG	BLK
Gossett, Jeff	81	3,261	40.3	18	8	64	0
Browns	81	3,261	40.3	18	8	64	0
Opponents	91	3,842	42.2	22	16	64	0

PUNT RETURNS	NO	FC	YDS	AVG	LG	TD
Weathers, Clarence	28	4	218	7.8	16	0
Brennan, Brian	19	4	153	8.1	37†	1
Browns	47	8	371	7.9	37†	1
Opponents	36	14	304	8.4	38	0

KICKOFF RETURNS	NO	YDS	AVG	LG	TD
Young, Glen	35	898	25.7	63	0
Fontenot, Herman	8	215	26.9	81	0
Langhorne, Reggie	3	46	15.3	19	0
Green, Boyce	2	20	10.0	13	0
Puzzolli, Dave	2	8	4.0	8	0
Weathers, Clarence	1	17	17.0	17	0
Nicolas, Scott	1	9	9.0	9	0
Allen, Greg	1	4	4.0	4	0
Browns	53	1,217	23.0	81	0
Opponents	51	884	17.3	37	0

FIELD GOALS	1-19	20-29	30-39	40-49	50+	TOT
Bahr, Matt	1/1	2/2	8/9	3/5	0/1	14/18
Browns	1/1	2/2	8/9	3/5	0/1	14/18
Opponents	0/0	5/6	10/14	2/5	2/4	19/29

STAFF
PLAYERS
2021 SEASON
HISTORY
RECORDS
GAME DAY

1986 (12-4)

COACH: Marty Schottenheimer
DIVISION FINISH: 1st AFC Central
1986 USUAL STARTING LINEUPS

OFFENSE		DEFENSE	
WR 84	Webster Slaughter	LDE 96	Reggie Camp
LT 77	R. Bolden, 74 P. Farren	RT 79	Bob Golic
LG 74	P. Farren, 70 L. Williams	RDE 78	Carl Hairston
C 61	Mike Baab	LOLB 56	Chip Banks
RG 69	Dan Fike	LLB 51	Eddie Johnson
RT 63	Cody Risien	RILB 53	Anthony Griggs
TE 82	Ozzie Newsome	ROLB 57	Clay Matthews
WR 88	Reggie Langhorne	LCB 31	Frank Minnifield
QB 19	Bernie Kosar	RQB 29	Hanford Dixon
FB 34	K. Mack, 33 C. Dickey	SS 24	Ray Ellis
RB 44	E. Byner, 33 C. Dickey	FS 37	Chris Rockins

RADIO ANNOUNCERS:
 New Chandler, Doug Dieken, Jim Mueller (WWWE 1100 AM, WDOK 102 FM)

Dickey, Curtis	6	0	0	0	0/0	0	0	0/0	0	36
Moseley, Mark	0	0	0	0	13/14	0	0	0	6/7	31
Slaughter, W.	0	4	0	1	0/0	0	0	0	0/0	30
Byner, Earnest	2	2	0	0	0/0	0	0	0	0/0	24
Newsome, Ozzie	0	3	0	0	0/0	0	0	0	0/0	18
Holt, Harry	1	1	0	0	0/0	0	0	0	0/0	12
McNeil, Gerald	0	2	0	0	0/0	0	0	0	0/0	12
Fontenot, H.	1	1	0	0	0/0	0	0	0	0/0	12
Langhorne, R.	0	1	0	0	0/0	0	0	0	0/0	6
Minnifield, F.	0	0	1	0	0/0	0	0	0	0/0	6
Gross, Al	0	0	0	1	0/0	0	0	0	0/0	6
Wright, Felix	0	0	1	0	0/0	0	0	0	0/0	6
Browns	20	18	4	3	43/44	0	0	0	26/33	391
Opponents	13	21	2	0	34/36	0	0	0	20/29	310

SACKS: C. Hairston 9.0, R. Camp 7.0, S. Clancy 6.5, D. Puzuzoli 6.0, C. Banks 4.5, R. Ellis 1.0, C. Matthews 1.0 **Browns: 35.0, Opponents: 38.0**

RUSHING	NO	YDS	AVG	LG	TD
Mack, Kevin	174	665	3.8	20	10
Dickey, Curtis	135	523	3.9	47	6
Byner, Earnest	94	277	2.9	37	2
Fontenot, Herman	25	105	4.2	16	1
Kosar, Bernie	24	19	0.8	17	0
Everett, Major	12	43	3.6	8	0
Pagel, Mike	2	0	0.0	0	0
Holt, Harry	1	16	16.0	16	1
McNeil, Gerald	1	12	12.0	12	0
Slaughter, Webster	1	1	1.0	1	0
Langhorne, Reggie	1	-11	-11.0	-11	0
Browns	470	1,650	3.5	47	20
Opponents	494	1,982	4.0	53	13

RECEIVING	NO	YDS	AVG	LG	TD
Brennan, Brian	55	838	15.2	57	6
Fontenot, Herman	47	559	11.9	72	1
Slaughter, Webster	40	577	14.4	47	4
Langhorne, Reggie	39	678	17.4	66	1
Newsome, Ozzie	39	417	10.7	31	3
Byner, Earnest	37	328	8.9	40	2
Mack, Kevin	28	292	10.4	44	0
Dickey, Curtis	10	78	7.8	12	0
Weathers, Clarence	9	100	11.1	16	0
Holt, Harry	4	61	15.3	34	1
Greer, Terry	3	51	17.0	22	0
Tucker, Travis	2	29	14.5	16	0
McNeil, Gerald	1	9	9.0	9	0
Kosar, Bernie	1	1	1.0	1	0
Browns	315	4,018	12.8	72	18
Opponents	291	3,546	12.2	75	21

INTERCEPTIONS	NO	YDS	AVG	LG	TD
Dixon, Hanford	5	35	7.0	19	0
Wright, Felix	3	33	11.0	33	0
Minnifield, Frank	3	20	6.7	20	0
Rockins, Chris	2	41	20.5	24	0
Ellis, Ray	2	12	6.0	7	0
Matthews, Clay	2	12	6.0	8	0
Harper, Mark	1	31	31.0	31	0
Browns	18	184	10.2	33	0
Opponents	11	135	12.3	58	1

PUNTING	NO	YDS	AVG	IN20	TB	LG	BLK
Gossett, Jeff	83	3,423	41.2	21	10	61	0
Browns	83	3,423	41.2	21	10	61	0
Opponents	79	3,033	38.4	13	8	57	1

PUNT RETURNS	NO	FC	YDS	AVG	LG	TD
McNeil, Gerald	40	10	348	8.7	84	1
Slaughter, Webster	1	0	2	2.0	2	0
Browns	41	10	350	8.5	84	1
Opponents	44	11	268	6.1	20	0

KICKOFF RETURNS	NO	YDS	AVG	LG	TD
McNeil, Gerald	47	997	21.2	100	1
Fontenot, Herman	7	99	14.1	19	0
Langhorne, Reggie	4	57	14.3	20	0
Nicolas, Scott	3	28	9.3	13	0
Puzuzoli, Dave	1	32	32.0	32	0
Browns	62	1,213	19.6	100	1
Opponents	78	1,476	18.9	91	1

FIELD GOALS	1-19	20-29	30-39	40-49	50+	TOT
Bahr, Matt	4/4	7/9	7/8	1/2	1/3	20/26
Moseley, M.	1/1	2/2	3/3	0/1	0/0	6/7
Browns	5/5	9/11	10/11	1/3	1/3	26/33
Opponents	1/1	6/7	5/5	8/12	0/4	20/29

DATE	RESULT	OPPONENT	ATT
9/7	L, 31-41	at Chicago Bears	66,030
9/14	W, 23-20	at Houston Oilers	46,049
9/18	L, 13-30	Cincinnati Bengals	78,779
9/28	W, 24-21	Detroit Lions	72,029
10/5	W, 27-24	at Pittsburgh Steelers	57,327
10/12	W, 20-7	Kansas City Chiefs	71,278
10/19	L, 14-17	Green Bay Packers	76,438
10/26	W, 23-20	at Minnesota Vikings	59,133
11/2	W, 24-9	at Indianapolis Colts	57,962
11/10	W, 26-16	Miami Dolphins	77,949
11/16	L, 14-27	at Los Angeles Raiders	65,461
11/23	W, 37-31 (OT)	Pittsburgh Steelers	76,452
11/30	W, 13-10 (OT)	Houston Oilers	62,309
12/7	W, 21-17	at Buffalo Bills	42,213
12/14	W, 34-3	at Cincinnati Bengals	58,062
12/21	W, 47-17	San Diego Chargers	68,505

AFC PLAYOFFS

1/3	W, 23-20 (2OT)	New York Jets	78,106
-----	----------------	---------------	--------

AFC CHAMPIONSHIP

1/11	L, 20-23 (OT)	Denver Broncos	79,915
------	---------------	----------------	--------

TEAM STATISTICS	BROWNS	OPPONENT
Total First Downs	292	312
Rushing	101	114
Passing	165	181
Penalty	26	17
3rd Down: Made/Att	85/222	80/215
3rd Down Pct.	38.3%	37.2%
4th Down: Made/Att	7/14	10/18
4th Down Pct.	50.0%	55.6%
Total Net Yards	5,395	5,269
Avg. Per Game	337.2	329.3
Total Plays	1,049	1,033
Avg. Per Play	5.1	5.1
Net Yards Rushing	1,650	1,982
Avg. Per Game	103.1	123.9
Total Rushes	471	494
Net Yards Passing	3,744	3,287
Avg. Per Game	234.0	205.4
Sacked/Yards Lost	39/274	35/259
Gross Yards	4,018	3,546
Attempts/Completions	538/315	518/291
Completion Pct.	58.6%	56.2%
Had Intercepted	11	18
Punts/Avg.	83/41.2	79/38.4
Net Punting Avg.	83/38.0	79/34.0
Penalties/Yards Lost	99/759	104/807
Fumbles/Ball Lost	33/13	34/18
Touchdowns	45	36
Rushing	20	13
Passing	18	21
Returns	7	2
Avg. Time Of Possession	29:19	30:41

SCORE BY PERIODS	1ST	2ND	3RD	4TH	OT	TOT
Browns	82	102	112	86	9	391
Opponents	54	98	62	96	0	310

SCORING	RU	PA	ST	O/D	PAT	ZRU	ZPA	FG	SAP	TF
Bahr, Matt	0	0	0	0	30/30	0	0	20/26	0	90
Mack, Kevin	10	0	0	0	0/0	0	0	0/0	0	60
Brennan, Brian	0	6	0	1	0/0	0	0	0/0	0	42

PASSING	ATT	CMP	YDS	PCT	AV/AT	TD	TD%	INT	INT%	LG	TKLD	RATING
Kosar, Bernie	531	310	3,854	58.4	7.26	17	3.2	10	1.9	72	39/274	83.8
Pagel, Mike	3	2	53	66.7	17.67	0	0.0	0	0.0	45	0/0	109.7
Fontenot, Herman	1	1	46	100.0	46.00	1	100.0	0	0.0	46	0/0	158.3
Brennan, Brian	1	1	35	100.0	35.00	0	0.0	0	0.0	35	0/0	118.8
Gossett, Jeff	2	1	30	50.0	15.00	0	0.0	1	50.0	30	0/0	56.3
Browns	538	315	4,018	58.6	7.47	18	3.3	11	2.0	72	39/274	84.6
Opponents	518	291	3,546	56.2	6.85	21	4.1	18	3.5	75	35/259	76.5

1987 (10-5)

COACH: Marty Schottenheimer
DIVISION FINISH: 1st AFC Central
1987 USUAL STARTING LINEUPS

OFFENSE		DEFENSE	
WR 88	Reggie Langhorne	LDE 91	S. Clancy, 96 R. Camp
LT 74	Paul Farren	NT 79	Bob Golic
LG 70	Larry Williams	RDE 78	Carl Hairston
C 61	Mike Baab	LOLB 50	Lucius Sanford
RG 69	Dan Fike	LILB 51	Eddie Johnson
RT 63	Cody Riesen	RILB 59	Mike Johnson
TE 82	Ozzie Newsome	ROLB 57	Clay Matthews
QB 09	Bernie Kosar	LCB 31	Frank Minnifield
WR 84	Webster Slaughter	RCB 29	Hanford Dixon
RB 44	Earnest Byner	SS 24	Ray Ellis
FB 34	Kevin Mack	FS 22	F. Wright, 27 A. Gross

RADIO ANNOUNCERS:
 Nev Chandler, Doug Dieken, Jim Mueller (WWWE 1100 AM, WDOK 102 FM)

DATE	RESULT	OPPONENT	ATT
9/13	L, 21-28	at New Orleans Saints	59,900
9/20	W, 34-10	Pittsburgh Steelers	79,543
10/4	W, 20-10	at New England Patriots	14,830
10/11	L, 10-15	Houston Oilers	38,927
10/18	W, 34-0	at Cincinnati Bengals	40,179
10/26	W, 30-17	Los Angeles Rams	76,933
11/1	L, 24-27 (OT)	at San Diego Chargers	55,381
11/8	W, 38-3	Atlanta Falcons	71,135
11/15	W, 27-21	Buffalo Bills	78,409
11/22	W, 40-7	at Houston Oilers	51,161
11/29	L, 24-38	at San Francisco 49ers	60,248
12/6	L, 7-9	Indianapolis Colts	70,661
12/13	W, 38-24	Cincinnati Bengals	77,331
12/20	W, 24-17	at Los Angeles Raiders	40,275
12/26	W, 19-13	at Pittsburgh Steelers	56,394
1/9	W, 38-21	AFC PLAYOFFS Indianapolis Colts	78,586
1/17	L, 33-38	AFC CHAMPIONSHIP at Denver Broncos	75,993

TEAM STATISTICS	BROWNS	OPPONENT
Total First Downs	310	251
Rushing	110	86
Passing	171	134
Penalty	29	31
3rd Down: Made/Att	86/204	72/204
3rd Down Pct.	42.2%	35.3%
4th Down: Made/Att	5/11	6/14
4th Down Pct.	45.5%	42.9%
Total Net Yards	5,200	4,269
Avg. Per Game	346.7	284.6
Total Plays	985	902
Avg. Per Play	5.3	4.7
Net Yards Rushing	1,745	1,433
Avg. Per Game	116.3	95.5
Total Rushes	474	401
Net Yards Passing	3,455	2,836
Avg. Per Game	230.3	189.1
Sacked/Yards Lost	29/170	34/257
Gross Yards	3,625	3,093
Attempts/Completions	482/291	467/246
Completion Pct.	60.4%	52.7%
Had Intercepted	12	23
Punts/Avg.	57/37.1	79/38.4
Net Punting Avg.	57/35.4	79/32.3
Penalties/Yards Lost	100/856	120/1,013
Fumbles/Ball Lost	33/17	25/13
Touchdowns	47	26
Rushing	16	7
Passing	27	15
Returns	4	4
Avg. Time Of Possession	31:43	28:17

SCORE BY PERIODS	1ST	2ND	3RD	4TH	OT	TOT
Browns	49	160	106	75	0	390
Opponents	41	56	54	85	3	239

SCORING	RU	PA	ST	DF	PAT	ZRU	ZPA	FG	SAF	TOT
Jaeger, Jeff	0	0	0	0	33/34	0	0	14/22	0	75
Byner, Earnest	8	2	0	0	0/0	0	0	0/0	0	60
Slaughter, W.	0	7	0	0	0/0	0	0	0/0	0	42
Brennan, Brian	0	6	0	0	0/0	0	0	0/0	0	36
Mack, Kevin	5	1	0	0	0/0	0	0	0/0	0	36
Bahr, Matt	0	0	0	0	9/10	0	0	4/5	0	21
Tennell, Derek	0	3	0	0	0/0	0	0	0/0	0	18
Mason, Larry	2	1	0	0	0/0	0	0	0/0	0	18
Kemp, Perry	0	2	0	0	0/0	0	0	0/0	0	12
McNeil, Gerald	0	2	0	0	0/0	0	0	0/0	0	12
Weathers, Cl.	0	2	0	0	0/0	0	0	0/0	0	12
Franco, Bernie	0	0	0	0	2/2	0	0	3/4	0	11
Kosar, Bernie	1	0	0	0	0/0	0	0	0/0	0	6
Wright, Felix	0	0	0	1	0/0	0	0	0/0	0	6
Ellis, Ray	0	0	0	1	0/0	0	0	0/0	0	6

PASSING	ATT	YDS	PCT	AVG	AV/AT	TD	INT	LG	RATING
Kosar, Bernie	389	241	3,033	62.0	7.80	22	5.7	9.20	54.4
Christensen, Jeff	58	24	297	41.4	5.12	1	1.7	3	5.2
Danielson, Gary	33	25	281	75.8	8.52	4	12.1	0	23
Fontenot, Herman	1	1	14	100.0	14.00	0	0.0	0	14
Jaeger, Jeff	1	0	0	0.0	0.00	0	0.0	0	0.0
Browns	482	291	3,625	60.4	7.52	27	5.6	12	25
Opponents	467	246	3,093	52.7	6.62	15	3.2	23	4.9

Matthews, C.	0	0	0	1	0/0	0	0	0/0	0	6
Langhorne, R.	0	1	0	0	0/0	0	0	0/0	0	6
Grayson, David	0	0	0	1	0/0	0	0	0/0	0	6
Kelley, Chris	0	0	0	0	1/1	0	0	0/0	0	1
Browns	16	27	0	4	45/47	0	0	21/31	0	390
Opponents	7	15	4	0	26/26	0	0	17/25	0	239

SACKS: C. Hairston 8.0, D. Puzoselli 5.5, A. Baker 3.5, T. Crawford 3.0, C. Matthews 2.5, S. Clancy 2.0, M. Johnson 2.0, M. Harper 1.0, E. Johnson 1.0, M. Rusinek 1.0
Browns: 34.0, Opponents 28.0

RUSHING	NO	YDS	AVG	LG	TD
Mack, Kevin	201	735	3.7	22t	5
Byner, Earnest	105	432	4.1	21	8
Mason, Larry	56	207	3.7	22	2
Everett, Major	34	95	2.8	16	0
Manoa, Tim	23	116	5.0	36	0
Fontenot, Herman	15	33	2.2	14	0
Kosar, Bernie	15	22	1.5	7	1
Christensen, Jeff	11	41	3.7	15	0
Driver, Stacey	9	31	3.4	16	0
McNeil, Gerald	1	17	17.0	17	0
Verser, David	1	9	9.0	9	0
Davis, Johnny	1	7	7.0	7	0
Katolin, Mike	1	0	0.0	0	0
Danielson, Gary	1	0	0.0	0	0
Browns	474	1,745	3.7	35	16
Opponents	401	1,433	3.6	27t	7

RECEIVING	NO	YDS	AVG	LG	TD
Byner, Earnest	52	552	10.6	37	2
Slaughter, Webster	47	806	17.1	54t	7
Brennan, Brian	43	607	14.1	53t	6
Newsome, Ozzie	34	375	11.0	25	0
Mack, Kevin	32	223	7.0	17	1
Langhorne, Reggie	20	288	14.4	25	1
Kemp, Perry	12	224	18.7	34	2
Weathers, Clarence	11	153	13.9	37t	2
Tennell, Derek	9	102	11.3	24	3
McNeil, Gerald	8	120	15.0	39t	2
Everett, Major	8	41	5.1	10	0
Mason, Larry	5	26	5.2	15	1
Fontenot, Herman	4	40	10.0	25	0
Wilson, Remi	2	22	11.0	13	0
Patser, Steve	2	21	10.5	13	0
Tinsley, Keith	1	17	17.0	17	0
Manoa, Tim	1	8	8.0	8	0
Browns	291	3,625	12.5	54t	27
Opponents	246	3,093	12.6	83t	15

INTERCEPTIONS	NO	YDS	AVG	LG	TD
Wright, Felix	4	152	38.0	68	1
Minnifield, Frank	4	24	6.0	27	0
Matthews, Clay	3	62	20.7	36	1
Dixon, Hanford	3	5	1.7	6	0
Rockins, Chris	2	25	12.5	15	0
Harper, Mark	2	16	8.0	16	0
Horn, Alvin	1	28	28.0	28	0
Johnson, Eddie	1	11	11.0	11	0
Johnson, Mike	1	3	3.0	3	0
Wilson, Troy	1	0	0.0	0	0
Robinson, DeJuan	1	0	0.0	0	0
Hairston, Carl	0	40	0.0	40	0
Browns	23	366	15.9	68	2
Opponents	12	173	14.4	48	2

PUNTING	NO	YDS	AVG	IN20	TB	LG	BLK
Gossett, Jeff	19	779	41.0	3	4	55	0
Winslow, George	18	616	34.2	5	2	45	0
Walters, Dale	11	400	36.4	2	1	56	0
Johnson, Lee	9	317	35.2	3	1	66	0
Browns	57	2,112	37.1	13	8	66	0
Opponents	79	3,035	38.4	13	8	57	0

PUNT RETURNS	NO	FC	YDS	AVG	LG	TD
McNeil, Gerald	34	9	386	11.4	40	0
Wilson, Troy	10	3	101	10.1	17	0
Browns	44	12	487	11.1	40	0
Opponents	16	10	93	5.8	21	0

KICKOFF RETURNS	NO	YDS	AVG	LG	TD
Young, Glen	18	412	22.9	44	0
McNeil, Gerald	11	205	18.6	33	0
Fontenot, Herman	9	130	14.4	24	0
Tinsley, Keith	2	26	13.0	13	0
Manoa, Tim	2	14	7.0	13	0
Beaufort, Clayton	1	22	22.0	22	0
Driver, Stacey	1	16	16.0	16	0
Langhorne, Reggie	1	8	8.0	8	0
Grayson, David	1	6	6.0	6	0
Byner, Earnest	1	2	2.0	2	0
Mason, Larry	1	0	0.0	0	0
Browns	48	841	17.5	44	0
Opponents	72	1,343	18.7	39	0

FIELD GOALS	1-19	20-29	30-39	40-49	50+	TOT.
Jaeger, Jeff	0/0	6/6	3/6	5/9	0/1	14/22
Bahr, Matt	0/0	2/2	2/3	0/0	0/0	4/5
Franco, Bernie	0/0	3/3	0/1	0/0	0/0	3/4
Browns	0/0	11/11	5/10	5/9	0/1	21/31
Opponents	0/0	7/8	7/10	3/6	0/1	17/25

PASSING	TD	INT	LG	TKLD	RATING
Byner, Earnest	22	5.7	9.20	54.4	95.4
Christensen, Jeff	1	1.7	3	5.2	34.7
Danielson, Gary	4	12.1	0	23	2/4
Fontenot, Herman	0	0.0	0	14	0/0
Jaeger, Jeff	0	0.0	0	0.0	0/0
Browns	27	5.6	12	25	54t
Opponents	15	3.2	23	4.9	34/257

STAFF
 PLAYERS
 2021 SEASON
 HISTORY
 RECORDS
 GAME DAY

1988 (10-6)

COACH: Marty Schottenheimer
DIVISION FINISH: 2nd AFC Central

1988 USUAL STARTING LINEUPS

OFFENSE		DEFENSE	
WR 84	Webster Slaughter	LDE 91	Sam Clancy
85	Clarence Weathers	NT 79	Bob Golic
LT 74	Paul Farren	RDE 78	Carl Hairston
LG 70	Larry Williams	LOLB 56	David Grayson
C 73	Gregg Rokoczy	LILB 59	Mike Johnson
RG 69	Dan Fike	RILB 54	Mike Junkin
RT 63	Cody Risien	51	Eddie Johnson
TE 82	Ozzie Newsome	ROLB 57	Clay Matthews
WR 88	Reggie Langhorne	LCB 31	Frank Minnifield
QB 19	B. Kosar, 10 M. Page	RCB 29	Hanford Dixon
12	Don Strock	SS 48	Brian Washington
FB 34	K. Mack, 42 T. Manoa	FS 22	Felix Wright
RB 44	Earnest Byner		

RADIO ANNOUNCERS:
 Nev Chandler, Doug Dieken, Jim Mueller (WWWE 1100 AM, WDKO 102 FM)

DATE	RESULT	OPPONENT	ATT
9/4	W, 6-3	at Kansas City Chiefs	55,654
9/11	L, 3-23	New York Jets	74,434
9/19	W, 23-17	Indianapolis Colts	75,748
9/25	L, 17-24	at Cincinnati Bengals	54,943
10/2	W, 23-9	at Pittsburgh Steelers	56,410
10/9	L, 10-16	Seattle Seahawks	78,605
10/16	W, 19-3	Philadelphia Eagles	78,787
10/23	W, 29-21	at Phoenix Cardinals	61,261
10/30	W, 23-16	Cincinnati Bengals	79,147
11/7	L, 17-24	at Houston Oilers	51,467
11/13	L, 7-30	at Denver Broncos	75,806
11/20	W, 27-7	Pittsburgh Steelers	77,131
11/27	W, 17-13	at Washington Redskins	51,604
12/4	W, 24-21	Dallas Cowboys	77,683
12/12	L, 31-38	at Miami Dolphins	61,884
12/18	W, 28-23	Houston Oilers	74,610

DATE	RESULT	OPPONENT	ATT
12/24	L, 23-24	AFC WILD CARD Houston Oilers	74,977

TEAM STATISTICS	BROWNS	OPPONENT
Total First Downs	294	301
Rushing	93	114
Passing	177	162
Penalty	24	25
3rd Down: Made/Att	92/213	67/197
3rd Down Pct.	43.2%	34.0%
4th Down: Made/Att	4/15	8/17
4th Down Pct.	26.7%	47.1%
Total Net Yards	5,011	4,767
Avg. Per Game	313.2	297.9
Total Plays	1,013	1,009
Avg. Per Play	4.9	4.7
Net Yards Rushing	1,575	1,920
Avg. Per Game	98.4	120.0
Total Rushes	440	498
Net Yards Passing	3,436	2,847
Avg. Per Game	214.8	177.9
Sacked/Yards Lost	36/250	37/255
Gross Yards	3,686	3,102
Attempts/Completions	537/313	474/245
Completion Pct.	58.3%	51.7%
Had Intercepted	17	20
Punts/Avg.	67/38.5	69/39.4
Net Punting Avg.	67/33.9	69/34.7
Penalties/Yards Lost	110/875	100/789
Fumbles/Ball Lost	32/16	23/11
Touchdowns	33	30
Rushing	10	13
Passing	19	13
Returns	4	4
Avg. Time Of Possession	30:49	29:11

SCORE BY PERIODS	1ST	2ND	3RD	4TH	OT	TOT
Browns	46	81	63	114	0	304
Opponents	46	137	44	61	0	288

SCORING	RU	PA	ST	DF	PAT	ZRU	ZPA	FG	SAF	TP
Bahr, Matt	0	0	0	0	32/33	0	0	24/29	0	104
Langhorne, R.	1	7	0	0	0/0	0	0	0/0	0	48
Byner, Earnest	3	2	0	0	0/0	0	0	0/0	0	30
Slaughter, W.	0	3	0	0	0/0	0	0	0/0	0	18
Mack, Kevin	3	0	0	0	0/0	0	0	0/0	0	18
Fontenot, H.	0	1	0	0	0/0	0	0	0/0	0	12

PASSING	ATT	CMP	YDS	PCT	AVI/AT
Kosar, Bernie	259	156	1,890	60.2	7.30
Page, Mike	134	71	736	53.0	5.49
Strock, Don	91	55	736	60.4	8.09
Danielson, Gary	52	31	324	59.6	6.23
Fontenot, Herman	1	0	0	0.0	0.00
Browns	537	313	3,686	58.3	6.86
Opponents	474	245	3,102	51.7	6.54

Newsome, O.	0	2	0	0	0/0	0	0	0/0	0	12
Manoa, Tim	2	0	0	0	0/0	0	0	0/0	0	12
Bolden, Rickey	0	1	0	0	0/0	0	0	0/0	0	6
Kosar, Bernie	1	0	0	0	0/0	0	0	0/0	0	6
Minnifield, F.	0	0	1	0	0/0	0	0	0/0	0	6
Washington, B.	0	0	0	1	0/0	0	0	0/0	0	6
Tennell, Derek	0	1	0	0	0/0	0	0	0/0	0	6
Weathers, C.	0	1	0	0	0/0	0	0	0/0	0	6
Brennan, Brian	0	1	0	0	0/0	0	0	0/0	0	6
Perry, M. D.	0	0	0	1	0/0	0	0	0/0	0	6
Buchanan, C.	0	0	0	0	0/0	0	0	0/0	1	2
Browns	10	19	2	2	32/33	0	0	24/29	1	304
Opponents	13	13	4	0	30/30	0	0	26/34	0	288

SACKS: C. Matthews 6.0, M. Perry 6.0, C. Buchanan 5.0, D. Grayson 5.0, S. Clancy 4.5, C. Hairston 3.0, E. Johnson 3.0, M. Jones 1.0, M. Harper 1.0, B. Washington 0.5
Browns: 35.0, Opponents: 36.0

RUSHING	NO	YDS	AVG	LG	TD
Byner, Earnest	157	576	3.7	27	3
Mack, Kevin	123	485	3.9	65	3
Manoa, Tim	99	389	3.9	34	2
Fontenot, Herman	28	87	3.1	17	0
Kosar, Bernie	12	-1	-0.1	13	1
Strock, Don	6	-2	-0.3	5	0
Danielson, Gary	4	3	0.8	5	0
Page, Mike	4	1	0.3	5	0
Baker, Tony	3	19	6.3	13	0
Langhorne, Reggie	2	26	13.0	20	1
Runager, Max	1	0	0.0	0	0
Bahr, Matt	1	-8	-8.0	-8	0
Browns	440	1,575	3.6	65	10
Opponents	498	1,920	3.9	41	13

RECEIVING	NO	YDS	AVG	LG	TD
Byner, Earnest	59	576	9.8	39	2
Langhorne, Reggie	57	780	13.7	77	7
Brennan, Brian	46	579	12.6	33	1
Newsome, Ozzie	35	343	9.8	28	2
Slaughter, Webster	30	462	15.4	41	3
Weathers, Clarence	29	436	15.0	49	1
Fontenot, Herman	19	170	8.9	15	1
Mack, Kevin	11	87	7.9	25	0
Manoa, Tim	10	54	5.4	9	0
Tennell, Derek	9	88	9.8	26	1
McNeil, Gerald	5	74	14.8	23	0
Young, Glen	2	34	17.0	25	0
Bolden, Rickey	1	3	3.0	3	1
Browns	313	3,686	11.8	77	19
Opponents	245	3,102	12.7	54	13

INTERCEPTIONS	NO	YDS	AVG	LG	TD
Wright, Felix	5	126	25.2	53	0
Minnifield, Frank	4	16	4.0	13	0
Washington, Brian	3	104	34.7	75	1
Johnson, Mike	2	36	18.0	31	0
Dixon, Hanford	2	24	12.0	24	0
Harper, Mark	2	13	6.5	8	0
Johnson, Eddie	2	0	0.0	0	0
Browns	20	319	15.9	75	1
Opponents	17	190	11.2	36	2

PUNTING	NO	YDS	AVG	IN20	TB	LG	BLK
Runager, Max	48	1,935	40.3	13	2	52	0
Johnson, Lee	17	643	37.8	6	1	61	0
Team, Stat	2	0	0.0	0	0	0	2
Browns	67	2,578	38.5	19	3	61	2
Opponents	69	2,722	39.4	17	8	62	2

PUNT RETURNS	NO	FC	YDS	AVG	LG	TD
McNeil, Gerald	38	6	315	8.3	32	0
Weathers, C.	2	0	10	5.0	9	0
Browns	40	6	325	8.1	32	0
Opponents	32	11	304	9.5	73	1

KICKOFF RETURNS	NO	YDS	AVG	LG	TD
Young, Glen	29	635	21.9	34	0
Fontenot, Herman	21	435	20.7	84	0
McNeil, Gerald	2	38	19.0	22	0
Briggs, Stephen	1	27	27.0	27	0
Perry, Michael Dean	1	13	13.0	13	0
Tennell, Derek	1	11	11.0	11	0
Browns	55	1,159	21.1	84	0
Opponents	58	973	16.8	29	0

FIELD GOALS	1-19	20-29	30-39	40-49	50+	TOT
Bahr, Matt	1/1	10/12	8/10	5/6	0/0	24/29
Browns	1/1	10/12	8/10	5/6	0/0	24/29
Opponents	2/2	7/7	12/15	5/7	0/3	26/34

	TD	TD%	INT	INT%	LG	TKLD	RATING
Browns	10	3.9	7	2.7	77	25/172	84.3
Opponents	3	2.2	4	3.0	28	1/9	64.1
Browns	6	6.6	5	5.5	41	4/26	85.2
Opponents	0	0.0	1	1.9	26	6/43	69.7
Browns	0	0.0	0	0.0	0	0/0	39.6
Opponents	19	3.5	17	3.2	77	36/250	77.9
Browns	13	2.7	20	4.2	54	37/255	64.0

1989 (9-6-1)

COACH: Bud Carson
DIVISION FINISH: 1st AFC Central
1989 USUAL STARTING LINEUPS

OFFENSE		DEFENSE	
WR 84	Webster Slaughter	LDE 60	Al Baker
LT 74	Paul Farren	LDT 78	Carl Hairston
LG 68	Ted Banker	RDT 92	Michael Dean Perry
C 73	Gregg Rakoczy	RDE 97	Robert Banks
RG 69	D. Fike, 66 T. Jones	LOLB 57	Clay Matthews
RT 63	Cody Risien	MLB 59	Mike Johnson
TE 82	Ozzie Newsome	ROLB 56	D. Grayson, 50 V. Waiters
WR 88	Reggie Langhorne	LCB 31	Frank Minnifield
QB 19	Bernie Kosar	RCB 29	Hanford Dixon
OB 42	Tim Manoa	SS 22	Felix Wright
RB 21	Eric Metcalf	FS 30	Thane Gash

RADIO ANNOUNCERS:
 Nev Chandler, Doug Dieken, Jim Mueller (WWWE 1100 AM, WDOK 102 FM)

DATE	RESULT	OPPONENT	ATT
9/10	W, 51-0	at Pittsburgh Steelers	57,928
9/17	W, 38-24	New York Jets	73,516
9/25	L, 14-21	at Cincinnati Bengals	55,996
10/1	W, 16-13	Denver Broncos	78,637
10/8	Ozzie Newsome	at Miami Dolphins	58,444
10/15	L, 7-17	Pittsburgh Steelers	78,840
10/23	W, 27-7	Chicago Bears	78,722
10/29	W, 28-17	Houston Oilers	78,765
11/5	W, 42-31	at Tampa Bay Buccaneers	69,162
11/12	W, 17-7	at Seattle Seahawks	58,978
11/19	T, 10-10 (OT)	Kansas City Chiefs	77,922
11/23	L, 10-13	at Detroit Lions	65,624
12/3	L, 0-21	Cincinnati Bengals	76,236
12/10	L, 17-23 (OT)	at Indianapolis Colts	58,550
12/17	W, 23-17 (OT)	Minnesota Vikings	70,777
12/23	W, 24-20	at Houston Oilers	58,852

DATE	RESULT	OPPONENT	ATT
1/6	W, 34-30	Buffalo Bills	77,706
1/14	L, 21-37	at Denver Broncos	76,046

TEAM STATISTICS	BROWNS	OPPONENT
Total First Downs	285	276
Rushing	101	93
Passing	161	161
Penalty	23	22
3rd Down: Made/Att	82/213	82/230
3rd Down Pct.	38.5%	35.7%
4th Down: Made/Att	1/9	10/16
4th Down Pct.	11.1%	62.5%
Total Net Yards	5,042	4,831
Avg. Per Game	315.1	301.9
Total Plays	1,011	1,031
Avg. Per Play	5.0	4.7
Net Yards Rushing	1,609	1,670
Avg. Per Game	100.6	104.4
Total Rushes	448	446
Net Yards Passing	3,433	3,161
Avg. Per Game	214.6	197.6
Sacked/Yards Lost	34/192	45/359
Gross Yards	3,625	3,520
Attempts/Completions	529/309	540/269
Completion Pct.	58.4%	49.8%
Had Intercepted	15	27
Punts/Avg.	97/39.4	94/40.4
Net Punting Avg.	97/35.0	94/35.1
Penalties/Yards Lost	128/973	122/985
Fumbles/Ball Lost	23/15	32/11
Touchdowns	41	30
Rushing	14	8
Passing	20	20
Returns	7	2
Avg. Time Of Possession	30:26	29:34

SCORE BY PERIODS	1ST	2ND	3RD	4TH	OT	TOT
Browns	48	112	104	64	6	334
Opponents	34	67	82	62	9	254

SCORING	RU	PA	ST	DF	PAT	ZRU	ZPA	FG	SAP	TP	
Bahr, Matt	0	0	0	0	40/40	0	0	0	16/24	0	88
Metcalf, Eric	6	4	0	0	0/0	0	0	0	0/0	0	60
Slaughter, W.	0	6	0	0	0/0	0	0	0	0/0	0	36
Manoa, Tim	3	2	0	0	0/0	0	0	0	0/0	0	30
Tillman, L.	0	2	1	0	0/0	0	0	0	0/0	0	18
Langhorne, R.	0	2	0	0	0/0	0	0	0	0/0	0	12
Grayson, David	0	0	0	2	0/0	0	0	0	0/0	0	12
Gash, Thane	0	0	0	2	0/0	0	0	0	0/0	0	12

PASSING	ATT	CMP	YDS	PCT	AVI/AT	TD	TD%	INT	INT%	LG	TKLD	RATING
Kosar, Bernie	513	303	3,533	59.1	6.89	18	3.5	14	2.7	97t	34/192	80.3
Pagel, Mike	14	5	60	35.7	4.29	1	7.1	1	7.1	18	0/0	43.8
Metcalf, Eric	2	1	32	50.0	16.00	1	50.0	0	0.0	32t	0/0	135.4
Browns	529	309	3,625	58.4	6.85	20	3.8	15	2.8	97t	34/192	80.1
Opponents	540	269	3,520	49.8	6.52	20	3.7	27	5.0	68	45/359	62.3

Kosar, Bernie	1	0	0	0	0/0	0	0	0	0/0	0	0	6
Wright, Felix	0	0	0	1	0/0	0	0	0	0/0	0	0	6
Jones, Keith	1	0	0	0	0/0	0	0	0	0/0	0	0	6
Oliphant, Mike	1	0	0	0	0/0	0	0	0	0/0	0	0	6
Mack, Kevin	1	0	0	0	0/0	0	0	0	0/0	0	0	6
Waiters, Van	0	1	0	0	0/0	0	0	0	0/0	0	0	6
Matthews, C.	0	0	0	1	0/0	0	0	0	0/0	0	0	6
Tennell, Derek	0	1	0	0	0/0	0	0	0	0/0	0	0	6
Newsome, O.	0	1	0	0	0/0	0	0	0	0/0	0	0	6
Middletown, Ron	0	1	0	0	0/0	0	0	0	0/0	0	0	6
Redden, Barry	1	0	0	0	0/0	0	0	0	0/0	0	0	6
Browns	14	20	1	6	40/40	0	0	0	16/24	0	334	404
Opponents	8	20	2	0	29/29	0	0	0	15/28	0	254	254

SACKS: A. Baker 7.5, M. Perry 7.0, C. Hairston 6.5, R. Banks 4.0, A. Blaylock 4.0, C. Matthews 4.0, A. Stewart 3.0, T. Gash 2.0, T. Gibson 2.0, D. Grayson 1.0, M. Harper 1.0, M. Johnson 1.0, C. Charlton 1.0, C. Pike 1.0 **Browns: 45.0, Opponents: 34.0**

RUSHING	NO	YDS	AVG	LG	TD
Metcalf, Eric	187	633	3.4	43t	6
Manoa, Tim	87	289	3.3	22	3
Jones, Keith	43	160	3.7	15	1
Redden, Barry	40	180	4.5	38t	1
Mack, Kevin	37	130	3.5	12	1
Kosar, Bernie	30	70	2.3	23	1
Oliphant, Mike	15	97	6.5	21t	1
Langhorne, Reggie	5	19	3.8	18	0
McNeil, Gerald	2	32	16.0	18	0
Pagel, Mike	2	-1	-0.5	4	0
Browns	448	1,609	3.6	43t	14
Opponents	446	1,670	3.7	39t	8

RECEIVING	NO	YDS	AVG	LG	TD
Slaughter, Webster	65	1,236	19.0	97t	6
Langhorne, Reggie	60	749	12.5	62t	2
Metcalf, Eric	54	397	7.4	68t	4
Newsome, Ozzie	29	324	11.2	31	1
Brennan, Brian	28	289	10.3	38	0
Manoa, Tim	27	241	8.9	32	2
Jones, Keith	15	226	8.4	36	0
McNeil, Gerald	10	114	11.4	32	0
Tillman, Lawver	6	70	11.7	19	2
Redden, Barry	6	34	5.7	8	0
Oliphant, Mike	3	22	7.3	9	0
Mack, Kevin	2	7	3.5	4	0
Waiters, Van	1	14	14.0	14t	1
Middletown, Ron	1	5	5.0	5t	1
Tennell, Derek	1	4	4.0	4t	1
Kosar, Bernie	1	-7	-7.0	0	0
Browns	309	3,625	11.7	97t	20
Opponents	269	3,520	13.1	68	20

INTERCEPTIONS	NO	YDS	AVG	LG	TD
Wright, Felix	9*	91	10.1	27t	1
Gash, Thane	3	65	21.7	36t	2
Johnson, Mike	3	43	14.3	23	0
Minnifield, Frank	3	29	9.7	25	0
Harper, Mark	3	8	2.7	8	0
Grayson, David	2	25	12.5	14t	1
Matthews, Clay	1	25	25.0	25	0
Kramer, Kyle	1	12	12.0	12	0
Dixon, Hanford	1	2	2.0	2	0
Lyons, Robert	1	0	0.0	0	0
Browns	27	300	11.1	36t	4
Opponents	15	306	20.4	77	1

PUNTING	NO	YDS	AVG	IN20	TB	LG	BLK
Wagner, Bryan	97	3,817	39.4	32	6	60	0
Browns	97	3,817	39.4	32	6	60	0
Opponents	94	3,797	40.4	20	8	57	1

PUNT RETURNS	NO	FC	YDS	AVG	LG	TD
McNeil, Gerald	49	15	496	10.1	49	0
Browns	49	15	496	10.1	49	0
Opponents	49	13	418	8.5	27	0

KICKOFF RETURNS	NO	YDS	AVG	LG	TD
Metcalf, Eric	31	718	23.2	49	0
Oliphant, Mike	5	69	13.8	28	0
McNeil, Gerald	4	61	15.3	21	0
Jones, Keith	4	42	10.5	25	0
Briggs, Stephen	2	20	10.0	18	0
Redden, Barry	2	2	1.0	2	0
Joines, Vernon	1	12	12.0	12	0
Johnson, Eddie	1	8	8.0	8	0
Browns	50	932	18.6	49	0
Opponents	58	1,175	20.3	73	0

FIELD GOALS	1-19	20-29	30-39	40-49	50+	TOT
Bahr, Matt	0/0	5/5	6/8	4/9	1/2	16/24
Browns	0/0	5/5	6/8	4/9	1/2	16/24
Opponents	0/0	3/3	7/9	4/14	1/2	15/28

* Led NFL

1990 (3-13)

COACH: Bud Carson (first 9 games)/Jim Shofner (final 7 games)
DIVISION FINISH: 4th AFC Central

1990 USUAL STARTING LINEUPS

OFFENSE		DEFENSE	
WR 84	Webster Slaughter	LDE 60	A. Baker, 90 R. Burnett
LT 74	Paul Farren	LDT 75	C. Pike, 71 T. Gibson
LG 65	Ralph Tamren	RDT 92	Michael Dean Perry
C 61	Mike Baab	RDE 97	R. Banks, 98 A. Pleasant
RG 73	Gregg Rakoczy	LOLB 57	Clay Matthews
RT 66	Tony Jones	MLB 59	Mike Johnson
TE 82	Ozzie Newsome	ROLB 50	Van Waiters
WR 88	Reggie Langhorne	56	David Grayson
86	Brian Brennan	LCB 24	Anthony Blaylock
QB 19	B. Kosar, 10 M. Pagel	31	Frank Minnifield
FB 34	K. Mack, 33 L. Hoard	RCB 26	Raymond Clayborn
RB 21	Eric Metcalf	SS 22	Felix Wright
		FS 30	Thane Gash

RADIO ANNOUNCERS:
 New Chandler, Doug Dieken, Jim Mueller (WHK 1420 AM, WWMs 100.7 FM)

DATE	RESULT	OPPONENT	ATT
9/9	W, 13-3	Pittsburgh Steelers	78,298
9/16	L, 21-24	at New York Jets	67,354
9/23	L, 14-24	San Diego Chargers	77,429
9/30	L, 0-34	at Kansas City Chiefs	75,462
10/8	W, 30-29	at Denver Broncos	74,814
10/14	L, 20-25	at New Orleans Saints	68,608
10/22	L, 13-34	Cincinnati Bengals	78,567
10/28	L, 17-20	at San Francisco 49ers	63,672
11/4	L, 0-42	Buffalo Bills	78,331
11/18	L, 23-35	Houston Oilers	76,726
11/25	L, 13-30	Miami Dolphins	70,225
12/2	L, 23-38	Los Angeles Rams	61,981
12/9	L, 14-58	at Houston Oilers	54,469
12/16	W, 13-10	Atlanta Falcons	46,536
12/23	L, 0-35	at Pittsburgh Steelers	51,665
12/30	L, 14-21	at Cincinnati Bengals	60,041

TEAM STATISTICS	BROWNS	OPPONENT
Total First Downs	259	314
Rushing	74	117
Passing	167	169
Penalty	18	28
3rd Down: Made/Att	81/207	104/211
3rd Down Pct.	39.1%	49.3%
4th Down: Made/Att	7/19	2/3
4th Down Pct.	36.8%	66.7%
Total Net Yards	4,367	5,190
Avg. Per Game	272.9	324.4
Total Plays	960	987
Avg. Per Play	4.5	5.3
Net Yards Rushing	1,220	2,105
Avg. Per Game	76.3	131.6
Total Rushes	345	511
Net Yards Passing	3,147	3,085
Avg. Per Game	196.7	192.8
Sacked/Yards Lost	42/260	32/211
Gross Yards	3,407	3,296
Attempts/Completions	573/301	444/253
Completion Pct.	52.5%	57.0%
Had Intercepted	23	13
Punts/Avg.	78/36.9	68/38.1
Net Punting Avg.	78/31.5	68/35.0
Penalties/Yards Lost	122/922	95/684
Fumbles/Ball Lost	37/23	24/9
Touchdowns	27	59
Rushing	10	21
Passing	13	32
Returns	4	6
Avg. Time Of Possession	27:11	32:49

SCORE BY PERIODS	1ST	2ND	3RD	4TH	OT	TOT
Browns	32	57	71	68	0	— 228
Opponents	107	182	61	112	0	— 462

SCORING	RU	PA	ST	DF	PAT	ZRU	ZPA	FG	SAF	TP
Kauric, Jerry	0	0	0	0	24/27	0	0	14/20	0	66
Mack, Kevin	5	2	0	0	0/0	0	0	0/0	0	42
Slaughter, W.	0	4	0	0	0/0	0	0	0/0	0	24
Metcalf, Eric	1	1	2	0	0/0	0	0	0/0	0	24
Hoard, Leroy	3	0	0	0	0/0	0	0	0/0	0	18

PASSING	ATT	CMP	YDS	PCT	AV/AT	TD	TD%	INT	INT%	LG	TKLD	RATNG
Kosar, Bernie	423	230	2,562	54.4	6.06	10	2.4	15	3.5	50	37/220	65.7
Pagel, Mike	148	69	819	46.6	5.53	3	2.0	8	5.4	32	5/40	48.2
Francis, Jeff	2	2	26	100.0	13.00	0	0.0	0	0.0	17	0/0	118.8
Browns	573	301	3,407	52.5	5.95	13	2.3	23	4.0	50	42/260	61.5
Opponents	444	253	3,296	57.0	7.42	32	7.2	13	2.9	59	32/211	92.3

Langhorne, R.	0	2	0	0	0/0	0	0	0/0	0	12
Brennan, Brian	0	2	0	0	0/0	0	0	0/0	0	12
Newsome, Ozzie	0	2	0	0	0/0	0	0	0/0	0	12
Johnson, Mike	0	0	0	1	0/0	0	0	0/0	0	6
Gainer, Derrick	1	0	0	0	0/0	0	0	0/0	0	6
Blaylock, A.	0	0	0	1	0/0	0	0	0/0	0	6
Browns	10	13	2	2	24/27	0	0	14/20	0	228
Opponents	21	32	0	6	56/59	0	0	16/27	2	462

SACKS: M.Perry 11.5, A.Pleasant 3.5, C.Matthews 3.5, A.Baker 3.0, S.Braggs 2.5, M.Johnson 2.0, R.Burnett 2.0, T.Gibson 1.0, D.Grayson 1.0, A.Blalock 1.0, B.Buczkowski 0.5, V.Walters 0.5 **Browns: 32.0, Opponents: 42.0**

RUSHING	NO	YDS	AVG	LG	TD
Mack, Kevin	158	702	4.4	26	5
Metcalf, Eric	80	248	3.1	17	1
Hoard, Leroy	58	149	2.6	42	3
Gainer, Derrick	30	81	2.7	9	1
Kosar, Bernie	10	13	1.3	5	0
Slaughter, Webster	5	-29	5.8	17	0
Pagel, Mike	3	-1	-0.3	0	0
Redden, Barry	1	-1	-1.0	-1	0
Browns	345	1,220	3.5	42	10
Opponents	511	2,105	4.1	39	21

RECEIVING	NO	YDS	AVG	LG	TD
Slaughter, Webster	59	847	14.4	50	4
Metcalf, Eric	57	452	7.9	35	1
Langhorne, Reggie	45	585	13.0	39	2
Brennan, Brian	45	568	12.6	28	2
Mack, Kevin	42	360	8.6	30	2
Newsome, Ozzie	23	240	10.4	38	2
Hoard, Leroy	10	73	7.3	17	0
Gainer, Derrick	7	85	12.1	20	0
Joines, Vernon	6	86	14.3	24	0
Galbraith, Scott	4	62	15.5	28	0
Talley, John	2	28	14.0	19	0
Kauric, Jerry	1	21	21.0	21	0
Browns	301	3,407	11.3	50	13
Opponents	253	3,296	13.0	59	32

INTERCEPTIONS	NO	YDS	AVG	LG	TD
Wright, Felix	3	56	18.7	36	0
Blaylock, Anthony	2	45	22.5	45	0
Braggs, Stephen	2	13	6.5	11	0
Minnifield, Frank	2	0	0.0	0	0
Johnson, Mike	1	64	64.0	64	1
Gash, Thane	1	16	16.0	16	0
Waiters, Van	1	15	15.0	15	0
Grayson, David	1	3	3.0	3	0
Browns	13	212	16.3	64	1
Opponents	23	422	18.3	67	3

PUNTING	NO	YDS	AVG	IN20	TB	LG	BLK
Wagner, Bryan	74	2,879	38.9	13	2	65	4
Team, Stat	4	0	0.0	0	0	0	0
Browns	78	2,879	36.9	13	2	65	4
Opponents	68	2,589	38.1	15	4	70	1

PUNT RETURNS	NO	FC	YDS	AVG	LG	TD
Adams, Stefan	13	4	81	6.2	25	0
Brennan, Brian	9	4	72	8.0	15	0
Lewis, Leo	8	7	56	7.0	18	0
Waiters, Van	1	0	0	0.0	0	0
Browns	31	15	209	6.7	25	0
Opponents	41	13	425	10.4	37	0

KICKOFF RETURNS	NO	YDS	AVG	LG	TD
Metcalf, Eric	52	1,052	20.2	101	2
Fullwood, Brent	6	119	19.8	27	0
Adams, Stefan	3	33	11.0	15	0
Galbraith, Scott	3	16	5.3	10	0
Hoard, Leroy	2	18	9.0	10	0
Johnson, Eddie	2	17	8.5	11	0
Barnett, Harlon	1	15	15.0	15	0
Talley, John	1	6	6.0	6	0
Gainer, Derrick	1	0	0.0	0	0
Browns	71	1,276	18.0	101	2
Opponents	45	805	17.9	39	0

FIELD GOALS	1-19	20-29	30-39	40-49	50+	TOT
Kauric, Jerry	0/0	5/5	5/8	4/7	0/0	14/20
Browns	0/0	5/5	5/8	4/7	0/0	14/20
Opponents	1/1	4/4	4/6	6/14	1/2	16/27

STAFF

PLAYERS

2021 SEASON

HISTORY

RECORDS

GAME DAY

1991 (6-10)

COACH: Bill Belichick

DIVISION FINISH: 3rd AFC Central

1991 USUAL STARTING LINEUPS

OFFENSE		DEFENSE	
WR 84	Webster Slaughter	LDE 90	Rob Burnett
LT 66	Tony Jones	75	Pio Sagapolutele
LG 70	John Rienstra	LDT 96	James Jones
C 61	Mike Baab	RDT 92	Michael Dean Perry
RG 68	Ed King	RDE 98	Anthony Pleasant
RT 69	Dan Fike	LOLB 50	Van Waiters
TE 81	Scott Galbraith	58	David Brandon
WR 88	Reggie Langhorne	MLB 59	M. Johnson, 52 R. Brown
1	Michael Jackson	ROLB 57	Clay Matthews
QB 19	Bernie Kosar	LCB 31	Frank Minnifield
FB 34	Kevin Mack	RCB 39	R. Hilliard, 36 S. Braggs
RB 33	Leroy Hoard	SS 37	H. Barnett, 29 E. Turner
21	Eric Metcalf	FS 22	Vince Newsome

RADIO ANNOUNCERS:

New Chandler, Doug Dieken, Jim Mueller (WHK 1420 AM, WWMS 100.7 FM)

DATE	RESULT	OPPONENT	ATT
9/1	L, 14-26	Dallas Cowboys	78,860
9/8	W, 20-0	at New England Patriots	35,377
9/15	W, 14-13	Cincinnati Bengals	78,269
9/22	L, 10-13	at New York Giants	75,891
10/6	L, 14-17	New York Jets	71,042
10/13	L, 17-42	at Washington Redskins	54,715
10/20	W, 30-24 (OT)	at San Diego Chargers	48,440
10/27	W, 17-14	Pittsburgh Steelers	78,285
11/3	L, 21-23	at Cincinnati Bengals	55,077
11/10	L, 30-32	Philadelphia Eagles	72,086
11/17	L, 24-28	at Houston Oilers	58,155
11/24	W, 20-15	Kansas City Chiefs	63,991
12/1	W, 31-0	at Indianapolis Colts	57,539
12/8	L, 7-17	Denver Broncos	73,539
12/15	L, 14-17	Houston Oilers	55,880
12/22	L, 10-17	at Pittsburgh Steelers	47,070

TEAM STATISTICS	BROWNS	OPPONENT
Total First Downs	265	298
Rushing	82	100
Passing	163	179
Penalty	20	19
3rd Down: Made/Att	74/199	97/215
3rd Down Pct.	37.2%	45.1%
4th Down: Made/Att	9/20	9/17
4th Down Pct.	45.0%	52.9%
Total Net Yards	4,664	5,084
Avg. Per Game	291.5	317.8
Total Plays	934	1,004
Avg. Per Play	5.0	5.1
Net Yards Rushing	1,360	1,875
Avg. Per Game	85.0	117.2
Total Rushes	389	447
Net Yards Passing	3,304	3,209
Avg. Per Game	206.5	200.6
Sacked/Yards Lost	42/243	35/236
Gross Yards	3,547	3,445
Attempts/Completions	503/312	522/312
Completion Pct.	62.0%	59.8%
Had Intercepted	10	15
Punts/Avg.	80/42.5	61/41.3
Net Punting Avg.	80/37.6	61/37.2
Penalties/Yards Lost	108/872	103/770
Fumbles/Ball Lost	18/8	33/18
Touchdowns	35	33
Rushing	12	12
Passing	19	20
Returns	4	1
Avg. Time Of Possession	29:00	31:00

SCORE BY PERIODS	1ST	2ND	3RD	4TH	OT	TOT
Browns	57	105	77	48	6	— 293
Opponents	25	113	51	109	0	— 298

SCORING	RU	PA	ST	DF	PAT	2RU	2PA	FG	SAF	TP
Stover, Matt	0	0	0	0	33/34	0	0	16/22	0	81
Hoard, Leroy	2	9	0	0	0/0	0	0	0/0	0	66
Mack, Kevin	8	2	0	0	0/0	0	0	0/0	0	60
Slaughter, W.	0	3	0	0	0/0	0	0	0/0	0	18
Langhorne, R.	0	2	0	0	0/0	0	0	0/0	0	12

PASSING	ATT	CMP	YDS	PCT	AVI/AT	TD	TD%	INT	INT%	LG	TKLD	RATING
Kosar, Bernie	494	307	3,487	62.1	7.06	18	3.6	9	1.8	71t	41/232	87.8
Philcox, Todd	8	4	49	50.0	6.13	0	0.0	1	12.5	28	0/0	29.7
Hansen, Brian	1	1	11	100.0	11.00	1	100.0	0	0.0	11t	0/0	152.1
Metcalf, Eric	0	0	0	0.0	0.00	0	0.0	0	0.0	0	1/11	39.6
Browns	503	312	3,547	62.0	7.05	19	3.8	10	2.0	71t	42/243	87.5
Opponents	522	312	3,445	59.8	6.60	20	3.8	15	2.9	70t	35/236	80.2

Morris, Joe	2	0	0	0	0/0	0	0	0/0	0	12		
Jackson, M.	0	2	0	0	0/0	0	0	0/0	0	12		
Jones, James	0	0	0	1	0/0	0	0	0/0	1	8		
Brennan, Brian	0	1	0	0	0/0	0	0	0/0	0	6		
Brandon, David	0	0	0	1	0/0	0	0	0/0	0	6		
Turner, Eric	0	0	0	1	0/0	0	0	0/0	0	6		
Newsome, V.	0	0	0	1	0/0	0	0	0/0	0	6		
Browns	12	19	0	4	33/34	0	0	0	0	16/22	1	293
Opponents	12	20	0	1	32/33	0	0	0	0	22/30	1	298

SACKS: M.Perry 8.5, C.Matthews 6.5, D.Brandon 3.0, R.Burnett 3.0, A.Pleasant 2.5, R.Hilliard 2.0, P.Sagapolutele 1.5, V.Waiters 1.5, J.Thornton 1.0, J.Jones 1.0, F.Conover 1.0, H.Barnett 1.0, S.Braggs 1.0, R.Brown 0.5, A.Florence 0.5, E.Logan 0.5 Browns: 35.0, Opponents: 42.0

RUSHING	NO	YDS	AVG	LG	TD
Mack, Kevin	197	726	3.7	51t	8
Morris, Joe	93	289	3.1	15	2
Hoard, Leroy	37	154	4.2	52	2
Metcalf, Eric	30	107	3.6	15	0
Kosar, Bernie	26	74	2.8	14	0
Rouson, Lee	3	14	4.7	9	0
Hansen, Brian	2	-3	-1.5	0	0
Philcox, Todd	1	-1	-1.0	-1	0
Browns	389	1,360	3.5	52	12
Opponents	447	1,875	4.2	65t	12

RECEIVING	NO	YDS	AVG	LG	TD
Slaughter, Webster	64	906	14.2	62t	3
Hoard, Leroy	48	567	11.8	71t	9
Mack, Kevin	40	255	6.4	22	2
Langhorne, Reggie	39	505	12.9	40t	2
Brennan, Brian	31	325	10.5	30	2
Metcalf, Eric	29	294	10.1	45	0
Galbraith, Scott	27	328	12.1	42	0
Jackson, Michael	17	268	15.8	65t	2
Morris, Joe	13	76	5.8	13	0
Rouson, Lee	2	9	4.5	6	0
Talley, John	1	13	13.0	13	0
Kosar, Bernie	1	1	1.0	1	0
Browns	312	3,547	11.4	71t	19
Opponents	312	3,445	11.0	70t	20

INTERCEPTIONS	NO	YDS	AVG	LG	TD
Braggs, Stephen	3	15	5.0	15	0
Brandon, David	2	70	35.0	40	1
Turner, Eric	2	42	21.0	42t	1
Matthews, Clay	1	35	35.0	35	0
Newsome, Vince	1	31	31.0	31	0
Jones, James	1	20	20.0	20t	1
Brown, Richard	1	19	19.0	19	0
Hilliard, Randy	1	19	19.0	19	0
Figaro, Cedric	1	9	9.0	9	0
Johnson, Mike	1	0	0.0	0	0
Jackson, Alfred	1	0	0.0	0	0
Browns	15	260	17.3	42t	3
Opponents	10	95	9.5	57t	1

PUNTING	NO	YDS	AVG	IN20	TB	LG	BLK
Hansen, Brian	80	3,397	42.5	20	6	65	0
Browns	80	3,397	42.5	20	6	65	0
Opponents	61	2,520	41.3	16	6	61	0

PUNT RETURNS	NO	FC	YDS	AVG	LG	TD
Slaughter, Webster	17	3	112	6.6	17	0
Metcalf, Eric	12	1	100	8.3	30	0
Minnifield, Frank	0	0	28	0.0	28	0
Brennan, Brian	2	6	11	5.5	11	0
Stat, Team	0	0	0	0.0	31	0
Browns	31	10	251	8.1	31	0
Opponents	40	15	388	9.7	48	0

KICKOFF RETURNS	NO	YDS	AVG	LG	TD
Metcalf, Eric	23	351	15.3	24	0
Morris, Joe	18	310	17.2	36	0
Peebles, Danny	8	149	18.6	32	0
James, Lynn	3	49	16.3	21	0
Galbraith, Scott	2	13	6.5	8	0
Rouson, Lee	1	16	16.0	16	0
Browns	55	888	16.1	36	0
Opponents	50	1,022	20.4	47	0

FIELD GOALS	1-19	20-29	30-39	40-49	50+	TOT
Stover, Matt	1/2	2/3	8/9	3/6	2/2	16/22
Browns	1/2	2/3	8/9	3/6	2/2	16/22
Opponents	1/1	10/12	8/8	2/4	1/5	22/30

1992 (7-9)

COACH: Bill Belichick

DIVISION FINISH: 3rd AFC Central

1992 USUAL STARTING LINEUPS

OFFENSE		DEFENSE	
WR 1	Michael Jackson	LDE 90	Rob Burnett
LT 66	Tony Jones	LDT 96	James Jones
LG 72	B. Dahl, 70 J. Rienstra	RDT 92	Michael Dean Perry
C 63	Jay Hilgenberg	RDE 98	Anthony Pleasant
RG 68	Ed King	LOLB 58	David Brandon
RT 69	Dan Fike	MLB 59	Mike Johnson
TE 83	Mark Bavaro	ROLB 57	Clay Matthews
WR 85	Lawyer Tillman	LCB 31	Frank Minnifield
QB 19	B. Kosar, 18 M. Tomczak	RCB 24	Terry Taylor
FB 44	T. Vardell, 34 K. Mack	SS 29	Eric Turner
RB 33	L. Hoard, 21 E. Metcalf	FS 22	Vince Newsome

RADIO ANNOUNCERS:

New Chandler, Doug Dieken, Jim Mueller (WHK 1420 AM, WWMS 100.7 FM)

DATE	RESULT	OPPONENT	ATT
9/6	L, 3-14	at Indianapolis Colts	50,766
9/14	L, 23-27	Miami Dolphins	74,765
9/20	W, 28-16	at Los Angeles Raiders	48,102
9/27	L, 0-12	Denver Broncos	78,064
10/11	W, 17-9	Pittsburgh Steelers	78,080
10/18	W, 17-6	Green Bay Packers	69,268
10/25	W, 19-17	at New England Patriots	32,219
11/1	L, 10-30	at Cincinnati Bengals	54,765
11/8	W, 24-14	at Houston Oilers	57,348
11/15	L, 13-14	San Diego Chargers	58,396
11/22	L, 13-17	at Minnesota Vikings	53,323
11/29	W, 27-14	Chicago Bears	73,578
12/6	W, 37-21	Cincinnati Bengals	68,368
12/13	L, 14-24	at Detroit Lions	65,970
12/20	L, 14-17	Houston Oilers	59,898
12/27	L, 13-23	at Pittsburgh Steelers	53,776

TEAM STATISTICS	BROWNS	OPPONENT
Total First Downs	242	281
Rushing	85	86
Passing	141	170
Penalty	16	25
3rd Down: Made/Att	67/196	76/205
3rd Down Pct.	34.2%	37.1%
4th Down: Made/Att	9/17	7/14
4th Down Pct.	52.9%	50.0%
Total Net Yards	4,492	4,757
Avg. Per Game	280.8	297.3
Total Plays	883	963
Avg. Per Play	5.1	4.9
Net Yards Rushing	1,607	1,605
Avg. Per Game	100.4	100.3
Total Rushes	451	429
Net Yards Passing	2,885	3,152
Avg. Per Game	180.3	197.0
Sacked/Yards Lost	34/217	48/315
Gross Yards	3,102	3,467
Attempts/Completions	398/238	486/291
Completion Pct.	59.8%	59.9%
Had Intercepted	16	13
Punts/Avg.	75/41.1	74/44.5
Net Punting Avg.	75/38.0	74/38.7
Penalties/Yards Lost	104/765	93/764
Fumbles/Ball Lost	19/12	33/20
Touchdowns	30	29
Rushing	7	5
Passing	18	23
Returns	5	1
Avg. Time Of Possession	30:13	29:47

SCORE BY PERIODS	1ST	2ND	3RD	4TH	OT	TOT
Browns	63	31	76	102	0	— 272
Opponents	55	47	80	93	0	— 275

SCORING	RU	PA	ST	DF	PAT	2RU	2PA	FG	SAF	TP	
Stover, Matt	0	0	0	0	29/30	0	0	0	21/29	0	92
Metcalf, Eric	1	5	1	0	0/0	0	0	0	0/0	0	42
Jackson, M.	0	7	0	0	0/0	0	0	0	0/0	0	42
Mack, Kevin	6	0	0	0	0/0	0	0	0	0/0	0	36
Bavaro, Mark	0	2	0	0	0/0	0	0	0	0/0	0	12

PASSING	ATT	CMP	YDS	PCT	AVI/AT	TD	TD%	INT	INT%	LG	TKLD	RATING
Tomczak, Mike	211	120	1,693	56.9	8.02	7	3.3	7	3.3	52	12/85	80.1
Kosar, Bernie	155	103	1,160	66.5	7.48	8	5.2	7	4.5	69t	21/126	87.0
Philcox, Todd	27	13	217	48.1	8.04	3	11.1	1	3.7	69t	1/6	97.3
Goebel, Brad	3	2	32	66.7	10.67	0	0.0	0	0.0	22	0/0	102.1
Metcalf, Eric	1	0	0	0.0	0.00	0	0.0	0	0.0	0	0/0	39.6
Stover, Matt	1	0	0	0.0	0.00	0	0.0	1	100.0	0	0/0	0.0
Browns	398	238	3,102	59.8	7.79	18	4.5	16	4.0	69t	34/217	82.7
Opponents	486	291	3,467	59.9	7.13	23	4.7	13	2.7	68t	48/315	86.3

Brandon, David	0	0	0	2	0/0	0	0	0	0/0	0	12
Jones, James	0	1	0	0	0/0	0	0	0	0/0	0	6
Galbraith, S.	0	1	0	0	0/0	0	0	0	0/0	0	6
Johnson, Mike	0	0	0	1	0/0	0	0	0	0/0	0	6
Hoard, Leroy	0	1	0	0	0/0	0	0	0	0/0	0	6
Moore, Steven	0	0	0	1	0/0	0	0	0	0/0	0	6
Wolfey, Ron	0	1	0	0	0/0	0	0	0	0/0	0	6
Browns	7	18	1	4	29/30	0	0	0	21/29	0	272
Opponents	5	23	0	1	29/29	0	0	0	24/29	0	275

SACKS: R. Burnett 9.0, C. Matthews 9.0, M. Perry 8.5, J. Jones 4.0, A. Pleasant 4.0, B. Johnson 2.0, M. Johnson 2.0, S. Moore 2.0, V. Newsome 2.0, D. Brandon 1.0, R. Brown 1.0, R. Hilliard 1.0, E. Logan 1.0, E. Turner 1.0, E. Walls 0.5
Browns: 48.0, Opponents: 34.0

RUSHING	NO	YDS	AVG	LG	TD
Mack, Kevin	169	543	3.2	37	6
Vardell, Tommy	99	369	3.7	35	0
Metcalf, Eric	73	301	4.1	31	1
Hoard, Leroy	54	236	4.4	37	0
Tomczak, Mike	24	39	1.6	16	0
Brooks, James	13	38	2.9	13	0
Baldwin, Randy	10	31	3.1	11	0
Kosar, Bernie	5	12	2.4	8	0
Tillman, Lawyer	2	15	7.5	15	0
Jackson, Michael	1	21	21.0	21	0
Wolfey, Ron	1	2	2.0	2	0
Browns	451	1,607	3.6	37	7
Opponents	429	1,605	3.7	48	5

RECEIVING	NO	YDS	AVG	LG	TD
Jackson, Michael	47	755	16.1	69t	7
Metcalf, Eric	47	614	13.1	69t	5
Hoard, Leroy	26	310	11.9	46t	1
Tillman, Lawyer	25	498	19.9	52	0
Bavaro, Mark	25	315	12.6	39	2
Holohan, Pete	20	170	8.5	24	0
Vardell, Tommy	13	128	9.8	23	0
Mack, Kevin	13	81	6.2	23	0
Smith, Rico	5	64	12.8	21	0
Galbraith, Scott	4	63	15.8	28	1
Collins, Shawn	3	31	10.3	11	0
Baldwin, Randy	2	30	15.0	20	0
Holland, Jamie	2	27	13.5	16	0
Wolfey, Ron	2	8	4.0	6	1
Brooks, James	2	-1	-0.5	4	0
McCardell, Keenan	1	8	8.0	8	0
Jones, James	1	1	1.0	1t	1
Browns	238	3,102	13.0	69t	18
Opponents	291	3,467	11.9	68t	23

INTERCEPTIONS	NO	YDS	AVG	LG	TD
Newsome, Vince	3	55	18.3	29	0
Brandon, David	2	123	61.5	92t	1
Walls, Everson	2	26	13.0	24	0
Minnifield, Frank	2	6	3.0	5	0
Matthews, Clay	1	6	6.0	6	0
Turner, Eric	1	6	6.0	6	0
Johnson, Mike	1	0	0.0	0	0
Taylor, Terry	1	0	0.0	0	0
Browns	13	222	17.1	92t	1
Opponents	16	213	13.3	69	1

PUNTING	NO	YDS	AVG	IN20	TB	LG	BLK
Hansen, Brian	74	3,083	41.7	28	7	73	1
Team, Stat	1	0	0.0	0	0	0	0
Browns	75	3,083	41.1	28	7	73	1
Opponents	74	3,293	44.5	19	4	66	0

PUNT RETURNS	NO	FC	YDS	AVG	LG	TD
Metcalf, Eric	44	10	429	9.8	75t	1
Browns	44	10	429	9.8	75t	1
Opponents	27	23	234	8.7	50	0

KICKOFF RETURNS	NO	YDS	AVG	LG	TD
Baldwin, Randy	30	675	22.5	47	0
Metcalf, Eric	9	157	17.4	30	0
Hoard, Leroy	2	34	17.0	25	0
Vardell, Tommy	2	14	7.0	13	0
Browns	43	880	20.5	47	0
Opponents	51	907	17.8	30	0

FIELD GOALS	1-19	20-29	30-39	40-49	50+	TOT
Stover, Matt	1/1	11/11	6/8	2/6	1/3	21/29
Browns	1/1	11/11	6/8	2/6	1/3	21/29
Opponents	0/0	10/11	7/8	7/8	0/2	24/29

STAFF

PLAYERS

2021 SEASON

HISTORY

RECORDS

GAME DAY

1993 (7-9)

COACH: Bill Belichick

DIVISION FINISH: 3rd AFC Central

1993 USUAL STARTING LINEUPS

OFFENSE		DEFENSE	
WR 81	Michael Jackson	LDE 90	Rob Burnett
LT 66	Tony Jones	LDT 96	J. Jones, 93 J. Ball
LG 64	Houston Hoover	RDT 92	Michael Dean Perry
C 61	Steve Everett	RDE 98	Anthony Pleasant
RG 72	Bob Dahl	LOLB 53	Pepper Johnson
RT 62	Gene Williams	MLB 59	Mike Johnson
TE 88	Brian Kinchen	ROLB 57	Clay Matthews
WR 83	Mark Carrier	LCB 24	Terry Taylor
QB 12	Vinny Testaverde	RCB 48	Najee Mustafaa
19	Bernie Kosar	SS 27	Stevon Moore
FB 44	Tommy Vardell	FS 29	Eric Turner
RB 21	E. Metcalif, 33 L. Hoard		

RADIO ANNOUNCERS:

Neu Chandler, Doug Dieken, Jim Mueller (WHK 1420 AM, WWMs 100.7 FM)

DATE	RESULT	OPPONENT	ATT
9/5	W, 27-14	Cincinnati Bengals	75,508
9/13	W, 23-13	San Francisco 49ers	78,218
9/19	W, 19-16	at Los Angeles Raiders	48,617
9/26	L, 10-23	at Indianapolis Colts	59,654
10/10	L, 14-24	Miami Dolphins	78,138
10/17	W, 28-17	at Cincinnati Bengals	55,647
10/24	W, 28-23	Pittsburgh Steelers	78,118
11/7	L, 14-29	Denver Broncos	77,818
11/14	L, 5-22	at Seattle Seahawks	54,622
11/21	L, 20-27	Houston Oilers	71,668
11/28	L, 14-17	at Atlanta Falcons	54,510
12/5	W, 17-13	New Orleans Saints	60,388
12/12	L, 17-19	at Houston Oilers	58,720
12/19	L, 17-20	New England Patriots	48,618
12/26	W, 42-14	at Los Angeles Rams	34,155
1/2	L, 9-16	at Pittsburgh Steelers	49,208

TEAM STATISTICS

	BROWNS	OPPONENT
Total First Downs	264	290
Rushing	91	94
Passing	152	170
Penalty	21	26
3rd Down: Made/Att	66/201	88/231
3rd Down Pct.	32.8%	38.1%
4th Down: Made/Att	11/14	6/13
4th Down Pct.	78.6%	46.2%
Total Net Yards	4,740	4,778
Avg. Per Game	296.3	298.6
Total Plays	948	1,040
Avg. Per Play	5.0	4.6
Net Yards Rushing	1,701	1,654
Avg. Per Game	106.3	103.4
Total Rushes	425	451
Net Yards Passing	3,039	3,124
Avg. Per Game	189.9	195.3
Sacked/Yards Lost	45/289	48/342
Gross Yards	3,328	3,466
Attempts/Completions	478/262	541/306
Completion Pct.	54.8%	56.6%
Had Intercepted	19	13
Punts/Avg.	84/43.2	85/42.4
Net Punting Avg.	84/38.0	85/35.8
Penalties/Yards Lost	121/842	105/821
Fumbles/Ball Lost	27/17	28/9
Touchdowns	36	30
Rushing	8	9
Passing	23	19
Returns	5	2
Avg. Time Of Possession	29:32	30:28

SCORE BY PERIODS	1ST	2ND	3RD	4TH	OT	TOT
Browns	56	99	58	91	0	304
Opponents	64	110	52	81	0	307

SCORING	RU	PA	ST	DF	PAT	ZRU	ZPA	FG	SAF	TP
Stover, Matt	0	0	0	0	36/36	0	0	16/22	0	84
Jackson, M.	0	8	0	0	0/0	0	0	0/0	0	48
Metcalif, Eric	1	2	2	0	0/0	0	0	0/0	0	30
Carrier, Mark	1	3	1	0	0/0	0	0	0/0	0	30
Vardell, Tommy	3	1	0	0	0/0	0	0	0/0	0	24
McCardell, K.	0	4	0	0	0/0	0	0	0/0	0	24

PASSING	ATT	CMP	YDS	PCT	AV/AT
Testaverde, Vinny	230	130	1,797	56.5	7.81
Kosar, Bernie	138	79	807	57.2	5.85
Philcox, Todd	108	52	699	48.1	6.47
Jackson, Michael	1	1	25	100.0	25.00
Hoard, Leroy	1	0	0	0.0	0.00
Browns	478	262	3,328	54.8	6.96
Opponents	541	306	3,466	56.6	6.41

Kinchen, Brian	0	2	0	0	0/0	0	0	0/0	0	12
Philcox, Todd	1	0	0	0	0/0	0	0	0/0	0	6
Baldwin, R.	0	1	0	0	0/0	0	0	0/0	0	6
Wolfe, Ron	0	1	0	0	0/0	0	0	0/0	0	6
Moore, Stevon	0	0	0	1	0/0	0	0	0/0	0	6
Mack, Kevin	1	0	0	0	0/0	0	0	0/0	0	6
Mustafaa, N.	0	0	0	1	0/0	0	0	0/0	0	6
Tillman, L.	0	1	0	0	0/0	0	0	0/0	0	6
Jones, James	1	0	0	0	0/0	0	0	0/0	0	6
Pleasant, A.	0	0	0	0	0/0	0	0	0/0	1	2
Riddick, Louis	0	0	0	0	0/0	0	0	0/0	1	2
Browns	8	23	3	2	36/36	0	0	16/22	2	304
Opponents	9	19	0	2	30/30	0	0	31/38	2	307

SACKS: A. Pleasant 11.0, R. Burnett 9.0, M. Perry 6.0, J. Jones 5.5, C. Matthews 5.5, M. Johnson 4.0, J. Ball 3.0, D. Footman 1.0, B. Johnson 1.0, P. Johnson 1.0, E. Walls 1.0
Browns: 48.0, Opponents: 45.0

RUSHING	NO	YDS	AVG	LG	TD
Vardell, Tommy	171	644	3.8	54	3
Metcalif, Eric	129	611	4.7	55	1
Hoard, Leroy	56	227	4.1	30	0
Testaverde, Vinny	18	74	4.1	14	0
Baldwin, Randy	18	61	3.4	11	0
Kosar, Bernie	14	19	1.4	10	0
Mack, Kevin	10	33	3.3	7	1
Carrier, Mark	4	26	6.5	15t	1
Philcox, Todd	2	3	1.5	3t	1
Jones, James	2	2	1.0	1t	1
Jackson, Michael	1	1	1.0	1	0
Browns	425	1,701	4.0	55	8
Opponents	451	1,654	3.7	49	9

RECEIVING	NO	YDS	AVG	LG	TD
Metcalif, Eric	63	539	8.6	49t	2
Carrier, Mark	43	746	17.3	55	3
Jackson, Michael	41	756	18.4	62t	8
Hoard, Leroy	35	351	10.0	41	0
Kinchen, Brian	29	347	12.0	40	2
Vardell, Tommy	19	151	7.9	28t	1
McCardell, Keenan	13	234	18.0	43	4
Tillman, Lawyer	5	68	13.6	18	1
Wolfe, Ron	5	25	5.0	9	1
Smith, Rico	4	55	13.8	17	0
Rowe, Patrick	3	37	12.3	16	0
Williams, Clarence	1	14	14.0	14	0
Baldwin, Randy	1	5	5.0	5t	1
Browns	262	3,328	12.7	62t	23
Opponents	306	3,466	11.3	56	19

INTERCEPTIONS	NO	YDS	AVG	LG	TD
Turner, Eric	5	25	5.0	19	0
Jones, Selwyn	3	0	0.0	0	0
Mustafaa, Najee	1	97	97.0	97t	1
Hilliard, Randy	1	54	54.0	54	0
Speer, Del	1	22	22.0	22	0
Matthews, Clay	1	10	10.0	10	0
Johnson, Mike	1	0	0.0	0	0
Browns	13	208	16.0	97t	1
Opponents	19	246	12.9	69	0

PUNTING	NO	YDS	AVG	IN20	TB	LG	BLK
Hansen, Brian	82	3,632	44.3	15	10	72	2
Team, Stat	2	0	0.0	0	0	0	0
Browns	84	3,632	43.2	15	10	72	2
Opponents	85	3,603	42.4	24	7	61	0

PUNT RETURNS	NO	FC	YDS	AVG	LG	TD
Metcalif, Eric	36	11	464	12.9	91t	2
Carrier, Mark	6	1	92	15.3	56t	1
Turner, Eric	0	0	7	0.0	7	0
Browns	42	12	563	13.4	91t	3
Opponents	49	14	438	8.9	36	0

KICKOFF RETURNS	NO	YDS	AVG	LG	TD
Baldwin, Randy	24	444	18.5	31	0
Metcalif, Eric	15	318	21.2	47	0
Hoard, Leroy	13	286	22.0	39	0
Vardell, Tommy	4	58	14.5	16	0
Smith, Rico	1	13	13.0	13	0
Kinchen, Brian	1	0	0.0	0	0
Browns	58	1,119	19.3	47	0
Opponents	46	814	17.7	49	0

FIELD GOALS	1-19	20-29	30-39	40-49	50+	TOT
Stover, Matt	0/0	4/4	5/6	6/8	1/4	16/22
Browns	0/0	4/4	5/6	6/8	1/4	16/22
Opponents	1/1	13/14	6/10	8/9	3/4	31/38

TD	TD%	INT	INT%	LG	TKLD	RATING
14	6.1	9	3.9	62t	17/101	85.7
5	3.6	3	2.2	38t	21/128	77.2
4	3.7	7	6.5	56	7/60	54.5
0	0.0	0	0.0	25	0/0	118.8
0	0.0	0	0.0	0	0/0	39.6
23	4.8	19	4.0	62t	45/289	76.2
19	3.5	13	2.4	56	48/342	77.6

STAFF

PLAYERS

2021 SEASON

HISTORY

RECORDS

GAME DAY

1994 (11-5)

STAFF

COACH: Bill Belichick
DIVISION FINISH: 2nd AFC Central

1994 USUAL STARTING LINEUPS

OFFENSE		DEFENSE	
WR 81	Michael Jackson	LDE 90	Rob Burnett
83	Mark Carrier	LDT 94	Bill Johnson
LT 66	Tony Jones	RDE 92	Michael Dean Perry
LG 69	Doug Dawson	RDE 98	Anthony Pleasant
C 63	Wally Williams	LOLB 58	Carl Banks
C 61	Steve Everett	MLB 52	Pepper Johnson
RG 72	Bob Dahl	ROLB 50	Frank Stams
RT 77	Orlando Brown	LCB 38	Antonio Langham
TE 62	Gene Williams	RCB 28	Don Griffin
88	Brian Kinchen	SS 27	Stevon Moore
89	Walter Reeves	FS 29	Eric Turner
WR 85	Derrick Alexander		
QB 12	Vinny Testaverde		
11	Mark Rypien		
FB 33	L. Hoard, 44 T. Vardell		
RB 21	Eric Metcalf		

RADIO ANNOUNCERS:

Casey Coleman, Doug Dieken, Jim Mueller (WKNR 1220 AM, WDKO 102.1 FM)

PLAYERS

2021 SEASON

HISTORY

RECORDS

GAME DAY

DATE	RESULT	OPPONENT	ATT
9/4	W, 28-20	at Cincinnati Bengals	52,778
9/11	L, 10-17	Pittsburgh Steelers	77,774
9/18	W, 32-0	Arizona Cardinals	62,818
9/25	W, 21-14	at Indianapolis Colts	55,821
10/2	W, 27-7	New York Jets	76,188
10/13	W, 11-8	at Houston Oilers	50,364
10/23	W, 37-13	Cincinnati Bengals	77,588
10/30	L, 14-26	at Denver Broncos	73,190
11/6	W, 13-6	New England Patriots	73,878
11/13	W, 26-7	at Philadelphia Eagles	65,233
11/20	L, 13-20	at Kansas City Chiefs	69,121
11/27	W, 34-10	Houston Oilers	65,088
12/4	L, 13-16	New York Giants	72,068
12/10	W, 19-14	at Dallas Cowboys	64,826
12/18	L, 7-17	at Pittsburgh Steelers	60,808
12/24	W, 35-9	Seattle Seahawks	54,180
WILD CARD PLAYOFF			
1/1	W, 20-13	New England Patriots	77,452
DIVISIONAL PLAYOFF			
1/7	L, 9-29	at Pittsburgh Steelers	58,185

TEAM STATISTICS	BROWNS	OPPONENT
Total First Downs	273	304
Rushing	80	98
Passing	161	173
Penalty	32	33
3rd Down: Made/Att	69/204	83/242
3rd Down Pct.	33.8%	34.3%
4th Down: Made/Att	4/12	7/18
4th Down Pct.	33.3%	38.9%
Total Net Yards	4,852	4,826
Avg. Per Game	302.0	301.6
Total Plays	970	1,090
Avg. Per Play	5.0	4.4
Net Yards Rushing	1,657	1,669
Avg. Per Game	103.6	104.3
Total Rushes	449	465
Net Yards Passing	3,175	3,157
Avg. Per Game	198.4	197.3
Sacked/Yards Lost	14/94	38/268
Gross Yards	3,269	3,425
Attempts/Completions	507/266	587/325
Completion Pct.	52.5%	55.4%
Had Intercepted	21	18
Punts/Avg.	80/40.1	97/40.0
Net Punting Avg.	80/37.4	97/35.2
Penalties/Yards Lost	113/969	129/1,139
Fumbles/Ball Lost	26/14	26/13
Touchdowns	37	22
Rushing	12	9
Passing	20	13
Returns	0	5
Avg. Time Of Possession	28:43	31:17

SCORE BY PERIODS	1ST	2ND	3RD	4TH	OT	TOT
Browns	65	121	55	99	0	340
Opponents	52	58	28	66	0	204

SCORING	RU	PA	ST	DF	PAT	2RU	2PA	FG	SAF	TP
Stover, Matt	0	0	0	0	32/32	0	0	26/28	0	110

PASSING	ATT	CMP	YDS	PCT	AV/AT	TD	TD%	INT	INT%	LG	TKLD	RATING
Testaverde, Vinny	376	207	2,575	55.1	6.85	16	4.3	18	4.8	81t	12/83	70.7
Rypien, Mark	128	59	694	46.1	5.42	4	3.1	3	2.3	43	2/11	63.7
Jackson, Michael	2	0	0	0.0	0.00	0	0.0	0	0.0	0	0/0	39.6
Metcalf, Eric	1	0	0	0.0	0.00	0	0.0	0	0.0	0	0/0	39.6
Browns	507	266	3,269	52.5	6.45	20	3.9	21	4.1	81t	14/94	68.6
Opponents	587	325	3,425	55.4	5.83	13	2.2	18	3.1	44	38/268	67.1

^ Tied NFL Lead

Hoard, Leroy	5	4	0	0	0/0	0	0	0	0	0	0	0	54
Metcalf, Eric	2	3	2	0	0/0	0	0	0	0	0	0	0	42
Carrier, Mark	1	5	0	0	0/0	0	0	0	0	0	0	0	36
Alexander, Derrick	0	2	0	0	0/0	0	0	1	0	0	0	0	14
Testaverde, Vinny	2	0	0	0	0/0	0	0	0	0	0	0	0	12
Byner, Earnest	2	0	0	0	0/0	0	0	0	0	0	0	0	12
Jackson, Michael	0	2	0	0	0/0	0	0	0	0	0	0	0	12
Tupa, Tom	0	0	0	0	0/0	3	0	0	0	0	0	0	6
Baldwin, Randy	0	0	1	0	0/0	0	0	0	0	0	0	0	6
Turner, Eric	0	0	0	1	0/0	0	0	0	0	0	0	0	6
Hartley, Frank	0	1	0	0	0/0	0	0	0	0	0	0	0	6
Kinchen, Brian	0	1	0	0	0/0	0	0	0	0	0	0	0	6
Reeves, Walter	0	1	0	0	0/0	0	0	0	0	0	0	0	6
Hill, Travis	0	0	1	0	0/0	0	0	0	0	0	0	0	6
Vardell, Tommy	0	1	0	0	0/0	0	0	0	0	0	0	0	6
Browns	12	20	4	1	32/32	3	1	26/28	0	340			
Opponents	9	13	0	0	19/19	0	1	17/26	0	204			

SACKS: R. Burnett 10.0, A. Pleasant 4.5, D. Griffin 4.0, M. Perry 4.0, J. Jones 3.0, D. Footman 2.5, P. Johnson 2.5, F. Stams 2.0, C. Banks 1.5, G. Dixon 1.0, B. Johnson 1.0, B. Thompson 1.0, E. Turner 1.0
Browns: 38.0, Opponents: 14.0

RUSHING	NO	YDS	AVG	LG	TD
Hoard, Leroy	209	890	4.3	39	5
Metcalf, Eric	93	329	3.5	37t	2
Byner, Earnest	75	219	2.9	15	2
Baldwin, Randy	23	78	3.4	16	0
Testaverde, Vinny	21	37	1.8	12	2
Vardell, Tommy	15	48	3.2	9	0
Rypien, Mark	7	4	0.6	2	0
Alexander, Derrick	4	38	9.5	25	0
Carrier, Mark	1	14	14.0	14t	1
Jones, James	1	0	0	0	0
Browns	449	1,657	3.7	39	12
Opponents	465	1,669	3.6	41	9

RECEIVING	NO	YDS	AVG	LG	TD
Alexander, Derrick	48	828	17.3	81t	2
Metcalf, Eric	47	436	9.3	57t	3
Hoard, Leroy	45	445	9.9	65t	4
Carrier, Mark	29	452	15.6	43	5
Kinchen, Brian	24	232	9.7	38	1
Jackson, Michael	21	304	14.5	30	2
Vardell, Tommy	16	137	8.6	19	1
Byner, Earnest	11	102	9.3	30	0
McCardell, Keenan	10	162	16.2	34	0
Reeves, Walter	6	61	10.2	22	0
Baldwin, Randy	3	15	5.0	15	0
Hartley, Frank	3	13	4.3	8	1
Smith, Rico	2	61	30.5	50	0
Jones, James	1	1	1.0	1	0
Browns	266	3,269	12.3	81t	20
Opponents	325	3,425	10.5	44	13

INTERCEPTIONS	NO	YDS	AVG	LG	TD
Turner, Eric	9 ^a	199	22.1	93t	1
Jacobs, Tim	2	9	4.5	8	0
Langham, Antonio	2	2	1.0	2	0
Griffin, Don	2	2	1.0	2	0
Stams, Frank	1	7	7.0	7	0
Booth, Issac	1	4	4.0	4	0
Caldwell, Mike	1	0	0.0	0	0
Browns	18	223	12.4	93t	1
Opponents	21	225	10.7	49	0

PUNTING	NO	YDS	AVG	IN20	TB	LG	BLK
Tupa, Tom	80	3,211	40.1	27	8	65	0
Browns	80	3,211	40.1	27	8	65	0
Opponents	97	3,880	40.0	24	11	59	1

PUNT RETURNS	NO	FC	YDS	AVG	LG	TD
Metcalf, Eric	35	6	348	9.9	92t	2
Carrier, Mark	9	1	112	12.4	60	0
Caldwell, Mike	1	0	2	2.0	2	0
Turner, Eric	1	0	0	0.0	0	0
Browns	46	7	462	10.0	92t	2
Opponents	38	15	220	5.8	31	0

KICKOFF RETURNS	NO	YDS	AVG	LG	TD
Baldwin, Randy	28	753	26.9	85t	1
Metcalf, Eric	9	210	23.3	32	0
Kinchen, Brian	3	38	12.7	15	0
Hoard, Leroy	2	30	15.0	20	0
Browns	42	1,031	24.5	85t	1
Opponents	71	1,372	19.3	54	0

FIELD GOALS	1-19	20-29	30-39	40-49	50+	TOT
Stover, Matt	1/1	7/7	10/11	8/8	0/1	26/28
Browns	1/1	7/7	10/11	8/8	0/1	26/28
Opponents	0/0	6/7	7/9	4/8	0/2	17/26

1995 (5-11)

COACH: Bill Belichick
DIVISION FINISH: 4th AFC Central
1995 USUAL STARTING LINEUPS

OFFENSE		DEFENSE	
WR 81	Michael Jackson	LDE 90	Rob Burnett
LT 66	Tony Jones	LDT 73	Tim Goad
LG 63	Wally Williams	RDT 78	Dan Footman
C 61	Steve Everett	RDE 98	Anthony Pleasant
RG 72	Bob Dahl	LOLB 58	Carl Banks
RT 77	Orlando Brown	MLB 52	Pepper Johnson
TE 88	Brian Kinchen	ROLB 51	Gerald Dixon
TE 48	Frank Hartley	LCB 38	Antonio Langham
WR 80	Andre Rison	RCB 28	Don Griffin
QB 12	Vinny Testaverde	SS 27	Stevon Moore
RB 33	Leroy Hoard	FS 29	E. Turner, 43 V. Adams

RADIO ANNOUNCERS:
 Casey Coleman, Doug Dieken, Jim Mueller (WKNR 1220 AM, WDOI 102.1 FM)

DATE	RESULT	OPPONENT	ATT
9/3	L, 14-17	at New England Patriots	60,126
9/10	W, 22-6	Tampa Bay Buccaneers	61,083
9/17	W, 14-7	at Houston Oilers	36,077
9/24	W, 35-17	Kansas City Chiefs	74,280
10/2	L, 19-22	Buffalo Bills	76,211
10/8	L, 20-38	at Detroit Lions	74,171
10/22	L, 15-23	Jacksonville Jaguars	64,405
10/29	W, 29-26 (OT)	at Cincinnati Bengals	58,639
11/5	L, 10-37	Houston Oilers	57,881
11/13	L, 3-20	at Pittsburgh Steelers	58,675
11/19	L, 20-31	Green Bay Packers	55,388
11/26	L, 17-20	Pittsburgh Steelers	67,269
12/3	L, 13-31	at San Diego Chargers	56,350
12/9	L, 11-27	at Minnesota Vikings	47,984
12/17	W, 26-10	Cincinnati Bengals	55,875
12/24	L, 21-24	at Jacksonville Jaguars	66,007

TEAM STATISTICS	BROWNS	OPPONENT
Total First Downs	293	342
Rushing	83	112
Passing	189	200
Penalty	21	30
3rd Down: Made/Att	85/211	112/226
3rd Down Pct.	40.3%	49.6%
4th Down: Made/Att	10/21	7/14
4th Down Pct.	47.6%	50.0%
Total Net Yards	5,076	5,648
Avg. Per Game	317.3	353.0
Total Plays	985	1,082
Avg. Per Play	5.2	5.2
Net Yards Rushing	1,482	1,826
Avg. Per Game	92.6	114.1
Total Rushes	398	480
Net Yards Passing	3,594	3,822
Avg. Per Game	224.6	238.9
Sacked/Yards Lost	32/178	29/191
Gross Yards	3,772	4,013
Attempts/Completions	555/324	573/360
Completion Pct.	58.4%	62.8%
Had Intercepted	20	17
Punts/Avg.	65/43.6	59/41.7
Net Punting Avg.	65/39.0	59/37.4
Penalties/Yards Lost	107/966	108/736
Fumbles/Ball Lost	29/9	20/11
Touchdowns	29	40
Rushing	5	15
Passing	21	23
Returns	3	2
Avg. Time Of Possession	28:24	31:36

SCORE BY PERIODS	1ST	2ND	3RD	4TH	OT	TOT
Browns	37	97	59	93	3	289
Opponents	89	91	43	133	0	356

SCORING	RU	PA	ST	DF	PAT	2RU	2PA	FG	SF	TP	
Stover, Matt	0	0	0	0	26/26	0	0	0	29/33	0	113
Jackson, M.	0	9	0	0	0/0	0	0	0	0/0	0	54
McCardell, K.	0	4	0	0	0/0	0	0	0	0/0	0	24
Byner, Earnest	2	2	0	0	0/0	0	0	0	0/0	0	24
Rison, Andre	0	3	0	0	0/0	0	0	0	0/0	0	18
Testaverde, V.	2	0	0	0	0/0	0	0	0	0/0	0	12
Reeves, Walter	0	1	0	0	0/0	0	0	0	0/0	0	6
Alexander, D.	0	0	1	0	0/0	0	0	0	0/0	0	6
Smith, Rico	0	1	0	0	0/0	0	0	0	0/0	0	6

PASSING	ATT	CMP	YDS	PCT	AVIAT	TD	TD%	INT	INT%	LG	TKLD	RATING
Testaverde, Vinny	392	241	2,883	61.5	7.35	17	4.3	10	2.6	70t	17/87	87.8
Zeier, Eric	161	82	864	50.9	5.37	4	2.5	9	5.6	59	15/91	51.9
Tupa, Tom	1	1	25	100.0	25.00	0	0.0	0	0.0	25	0/0	118.8
Jackson, Michael	1	0	0	0.0	0.00	0	0.0	1	100.0	0	0/0	0.0
Browns	555	324	3,772	58.4	6.80	21	3.8	20	3.6	70t	32/178	76.6
Opponents	573	360	4,013	62.8	7.00	23	4.0	17	3.0	52	29/191	84.6

Caldwell, Mike	0	0	0	1	0/0	0	0	0/0	0	0	0	6
Dixon, Gerald	0	0	0	1	0/0	0	0	0/0	0	0	0	6
Hartley, Frank	0	1	0	0	0/0	0	0	0/0	0	0	0	6
White, Lorenzo	1	0	0	0	0/0	0	0	0/0	0	0	0	6
Zeier, Eric	0	0	0	0	0/0	1	0	0/0	0	0	0	2
Browns	5	21	1	2	26/26	1	0	29/33	0	289		
Opponents	15	23	0	2	34/36	1	1	26/34	0	356		

SACKS: A. Pleasant 8.0, R. Burnett 7.5, D. Footman 5.0, P. Johnson 2.0, M. Frederick 1.5, R. McKenzie 1.5, C. Banks 1.0, D. Hall 1.0, S. Moore 1.0, P. Sagapolutele 0.5
Browns: 29.0 Opponents: 32.0

RUSHING	NO	YDS	AVG	LG	TD
Hoard, Leroy	136	547	4.0	25	0
Byner, Earnest	115	432	3.8	23	2
White, Lorenzo	62	163	2.6	11	1
Hunter, Earnest	30	100	3.3	15	0
Testaverde, Vinny	18	62	3.4	14	2
Zeier, Eric	15	80	5.3	17	0
Powers, Ricky	14	51	3.6	15	0
Vardell, Tommy	4	9	2.3	6	0
Rison, Andre	2	0	0.0	5	0
Alexander, Derrick	1	29	29.0	29	0
Tupa, Tom	1	9	9.0	9	0
Browns	398	1,482	3.7	29	5
Opponents	480	1,826	3.8	75t	15

RECEIVING	NO	YDS	AVG	LG	TD
Byner, Earnest	61	494	8.1	29t	2
McCardell, Keenan	56	709	12.7	36	4
Rison, Andre	47	701	14.9	59	3
Jackson, Michael	44	714	16.2	70t	9
Kinchen, Brian	20	216	10.8	41	0
Bishop, Harold	16	135	8.4	21	0
Alexander, Derrick	15	216	14.4	40	0
Smith, Rico	13	173	13.3	29t	1
Hoard, Leroy	13	103	7.9	24	0
Hartley, Frank	11	137	12.5	23	1
White, Lorenzo	8	64	8.0	28	0
Vardell, Tommy	6	18	3.0	7	0
Reeves, Walter	6	12	2.0	3	1
Hunter, Earnest	5	42	8.4	17	0
Riddick, Louis	1	25	25.0	25	0
Testaverde, Vinny	1	7	7.0	7	0
Powers, Ricky	1	6	6.0	6	0
Browns	324	3,772	11.6	70t	21
Opponents	360	4,013	11.1	52	23

INTERCEPTIONS	NO	YDS	AVG	LG	TD
Moore, Stevon	5	55	11.0	28	0
Dixon, Gerald	2	48	24.0	30	1
Hall, Dana	2	41	20.5	36	0
Langham, Antonio	2	29	14.5	29	0
Caldwell, Mike	2	24	12.0	24t	1
Johnson, Pepper	2	22	11.0	22	0
Booth, Issac	1	11	11.0	11	0
Griffin, Don	1	0	0.0	0	0
Browns	17	230	13.5	36	2
Opponents	20	276	13.8	76	2

PUNTING	NO	YDS	AVG	IN20	TB	LG	BLK
Tupa, Tom	65	2,831	43.6	18	9	64	0
Browns	65	2,831	43.6	18	9	64	0
Opponents	59	2,462	41.7	18	9	61	0

PUNT RETURNS	NO	FC	YDS	AVG	LG	TD
Alexander, Derrick	9	0	122	13.6	69t	1
McCardell, Keenan	13	14	93	7.2	17	0
Hunter, Earnest	3	0	40	13.3	17	0
Griffin, Don	0	2	0	0.0	0	0
Browns	25	16	255	10.2	69	1
Opponents	34	9	296	8.7	56	0

KICKOFF RETURNS	NO	YDS	AVG	LG	TD
Hunter, Earnest	23	508	22.1	37	0
Alexander, Derrick	21	419	20.0	42	0
Bates, Michael	9	176	19.6	38	0
McCardell, Keenan	9	161	17.9	28	0
Byner, Earnest	5	98	19.6	27	0
Powers, Ricky	3	54	18.0	20	0
Frederick, Mike	2	16	8.0	11	0
Hoard, Leroy	1	13	13.0	13	0
Dixon, Gerald	1	10	10.0	10	0
Browns	74	1,455	19.7	42	0
Opponents	63	1,172	18.6	45	0

FIELD GOALS	1-19	20-29	30-39	40-49	50+	TOT
Stover, Matt	1/1	12/12	9/10	7/9	0/1	29/33
Browns	1/1	12/12	9/10	7/9	0/1	29/33
Opponents	0/0	9/12	12/12	4/7	1/3	26/34

STAFF
 PLAYERS
 2021 SEASON
 HISTORY
 RECORDS
 GAME DAY

1999 (2-14)

STAFF

COACH: Chris Palmer

DIVISION FINISH: 6th AFC Central

1999 USUAL STARTING LINEUPS

OFFENSE		DEFENSE	
WR 85 Kevin Johnson	LE 53 John Thierry	WR 73 Darius Holland	
LT 75 Lomas Brown	RT 67 John Jurkovic	RB 94 Derrick Alexander	
LG 71 Jim Payne	RE 94	LLB 55 Rahim Abdullah	
C 64 Dave Wohlabaugh	MLB 58 Wali Rainer	MLB 58 Wali Rainer	
RG 79 Scott Rehberg	LLB 55 Rahim Abdullah	RLB 95 Jamir Miller	
RT 77 Orlando Brown	MLB 58 Wali Rainer	LCB 47 Ryan McNeil	
TE 82 Irv Smith	RLB 95 Jamir Miller	RCB 33 Daylon McCutcheon	
WR 86 Leslie Shepherd	LCB 47 Ryan McNeil	SS 23 Marquez Pope	
84 Darrin Chiaverini	RCB 33 Daylon McCutcheon	FS 24 Corey Fuller	
QB 2 Tim Couch	SS 23 Marquez Pope		
RB 42 Terry Kirby	FS 24 Corey Fuller		
FB 44 Marc Edwards			

RADIO ANNOUNCERS:

Jim Donovan, Doug Dieken (WMJI 105.7 FM, WTAM 1100 AM)

PLAYERS

DATE	RESULT	OPPONENT	ATT
9/12	L, 0-43	Pittsburgh Steelers	73, 138
9/19	L, 9-26	at Tennessee Titans	65, 904
9/26	L, 10-17	at Baltimore Ravens	68, 803
10/3	L, 7-19	New England Patriots	72, 368
10/10	L, 17-18	Cincinnati Bengals	73, 048
10/17	L, 7-24	at Jacksonville Jaguars	62, 047
10/24	L, 3-34	at St. Louis Rams	65, 866
10/31	W, 21-16	at New Orleans Saints	48, 817
11/7	L, 9-41	Baltimore Ravens	72, 898
11/14	W, 16-15	at Pittsburgh Steelers	58, 213
11/21	L, 17-31	Carolina Panthers	72, 818
11/28	L, 21-33	Tennessee Titans	72, 008
12/5	L, 10-23	at San Diego Chargers	53, 147
12/12	L, 28-44	at Cincinnati Bengals	59, 972
12/19	L, 14-24	Jacksonville Jaguars	72, 038
12/26	L, 28-29	Indianapolis Colts	72, 618

TEAM STATISTICS	BROWNS	OPPONENT
Total First Downs	220	368
Rushing	64	161
Passing	134	187
Penalty	22	20
3rd Down: Made/Att	59/203	110/235
3rd Down Pct.	29.1%	46.8%
4th Down: Made/Att	9/13	8/13
4th Down Pct.	69.2%	61.5%
Possession Avg.	23:38	36:22
Total Net Yards	3,762	6,046
Avg. Per Game	235.1	377.9
Total Plays	865	1,158
Avg. Per Play	4.3	5.2
Net Yards Rusing	1,150	2,736
Avg. Per Game	71.9	171.0
Total Rushes	313	610
Net Yards Passing	2,612	3,310
Avg. Per Game	163.3	206.9
Sacked/Yards Lost	60/385	25/147
Gross Yards	2,997	3,457
Att./Completions	492/271	523/331
Completion Pct.	55.1%	63.3%
Had Intercepted	15	8
Punts/Av.	106/43.8	66/40.9
Net Punting Avg.	106/34.6	66/37.3
Penalties/Yards Lost	92/714	89/776
Fumbles/Ball Lost	29/16	25/12
Touchdowns	28	49
Rushing	9	29
Passing	19	17
Returns	0	3

SCORE BY PERIODS	1ST	2ND	3RD	4TH	OT	TOT
Browns	37	77	43	60	0	— 217
Opponents	75	146	99	117	0	— 437

SCORING	RU	PA	ST	DF	PAT	2RU	2PA	FG	SAF	TP
Kirby, Terry	6	3	0	0	0	0	0	0	0	54
Dawson, Phil	1	0	0	0	23/24	0	0	8/12	0	53
Johnson, Kevin	0	8	0	0	0	0	0	0	0	48
Chiaverini Darrin	0	4	0	0	0	0	0	0	0	24
Edwards, Marc	2	0	0	0	0	0	0	0	0	12
Couch, Tim	1	0	0	0	0	1	0	0	0	8

PASSING	ATT	CMP	YDS	PCT	AV/AT	TD	TD%	INT	INT%	LG	TKLD	RATNG
Couch, Tim	399	223	2,447	55.9	6.13	15	3.8	13	3.3	78t	56/359	73.2
Detmer, Ty	91	47	548	51.6	6.02	4	4.4	2	2.2	35	4/26	75.7
Johnson, Kevin	1	0	0	0.0	0.00	0	0.0	0	0.0	0	0/0	39.6
Kirby, Terry	1	1	2	100.0	2.00	0	0.0	0	0.0	2	0/0	79.2
Browns	492	271	2,997	55.1	6.09	19	3.9	15	3.0	78t	60/385	73.5
Opponents	523	331	3,457	63.3	6.61	17	3.3	8	1.5	54t	25/147	86.8

Abdul-Jabbar, K.	0	1	0	0	0	0	0	0	0	0	6
Detmer, Ty	1	0	0	0	0	0	0	0	0	0	6
Smith, Irv	0	1	0	0	0	0	0	0	0	0	6
Browns	9	19	0	0	23/24	1	0	0	8/12	0	217
Opponents	29	17	2	1	40/41	0	1	0	33/39	1	437

SACKS: J.Thierry 7.0, J.Miller 4.5, D.Alexander 2.5, R.Barker 2.0, D.Holland 2.0, H.McCormack 2.0, D.McCutcheon 1.0, R.McNeil 1.0, A.Miller 1.0, J.Ball 1.0, W.Rainer 1.0
Browns: 25.0, Opponents: 60.0

RUSHING	NO	YDS	AVG	LG	TD
Kirby, Terry	130	452	3.5	28	6
Abdul-Jabbar, K.	115	350	3.0	21	0
Couch, Tim	40	267	6.7	40	1
Detmer, Ty	6	38	6.3	11	1
Edwards, Marc	6	35	5.8	28	0
Jones, George	8	15	1.9	9	0
Shepherd, Leslie	1	5	5.0	5	0
Dawson, Phil	1	4	4.0	4t	1
Salaam, Rashaan	1	2	2.0	2	0
Shaw, Sedrick	3	2	0.7	3	0
Johnson, Kevin	1	-6	-6.0	-6	0
Powell, Ronnie	1	-14	-14.0	-14	0
Browns	313	1,150	3.7	40	9
Opponents	610	2,736	4.5	52t	29

RECEIVING	NO	YDS	AVG	LG	TD
Johnson, Kevin	66	986	14.9	64t	8
Kirby, Terry	58	528	9.1	78t	3
Chiaverini, Darrin	44	487	11.1	28t	4
Edwards, Marc	27	212	7.9	27t	2
Smith, Irv	24	222	9.3	22	1
Shepherd, Leslie	23	274	11.9	36	0
Abdul-Jabbar, K.	13	59	4.5	21	1
Campbell, Marc	9	131	14.6	21	0
Davis, Zola	2	38	19.0	25	0
Shaw, Sedrick	2	8	4.0	7	0
Powell, Ronnie	1	45	45.0	45	0
Dunn, David	1	4	4.0	4	0
Bobo, Orlando	1	3	3.0	3	0
Browns	271	2,997	11.1	78t	19
Opponents	331	3,457	10.4	54t	17

INTERCEPTIONS	NO	YDS	AVG	LG	TD
Pope, Marquez	2	15	7.5	13	0
Barker, Roy	1	14	14.0	14	0
McCutcheon, Daylon	1	12	12.0	12	0
Thierry, John	1	8	8.0	8	0
Jones, Lenoy	1	3	3.0	3	0
Abdullah, Rahim	1	0	0.0	0	0
Little, Earl	1	0	0.0	0	0
Browns	8	52	6.5	14	0
Opponents	15	153	10.2	66t	1

PUNTING	NO	YDS	AVG	IN20	BLK	LG	BLK
Gardocki, Chris	106	4,645	43.8	20	11	61	0
Browns	106	4,645	43.8	20	11	61	0
Opponents	66	2,702	40.9	24	4	59	1

PUNT RETURNS	NO	FC	YDS	AVG	LG	TD
Johnson, Kevin	19	10	128	6.7	15	0
Dunn, David	4	1	25	6.3	13	0
Gibson, Damon	2	2	9	4.5	8	0
Browns	25	13	162	6.5	15	0
Opponents	68	15	762	11.2	81t	2

KICKOFF RETURNS	NO	YDS	AVG	LG	TD
Powell, Ronnie	44	986	22.4	43	0
Kirby, Terry	11	230	20.9	28	0
Dunn, David	9	180	20.0	27	0
Hill, Madre	8	137	17.1	27	0
Saleh, Tarek	5	43	8.6	14	0
Campbell, Marc	3	28	9.3	10	0
Smith, Irv	3	15	5.0	10	0
Chiaverini, Darrin	2	35	17.5	22	0
Little, Earl	2	34	17.0	20	0
Johnson, Kevin	1	25	25.0	25	0
Jones, George	1	12	12.0	12	0
Browns	89	1,725	19.4	43	0
Opponents	42	764	18.2	55	0

FIELD GOALS	1-19	20-29	30-39	40-49	50+	TOT
Dawson, Phil	0/0	2/2	3/5	3/5	0/0	8/12
Opponents	0/0	2/2	3/5	3/5	0/0	8/12
Opponents	4/4	13/13	6/7	10/15	0/0	33/39

RECORDS

GAME DAY

2000 (3-13)

COACH: Chris Palmer

DIVISION FINISH: 6th AFC Central

2000 USUAL STARTING LINEUPS

OFFENSE		DEFENSE	
WR 85	Kevin Johnson	LE 92	Courtney Brown
LT 72	Roman Oben	LT 99	Orpheus Roye
LG 65	Jim Bundren	RT 93	Stalin Colinet
	75 Steve Zahursky	RE 95	Keith McKenzie
C 64	Dave Wohlabaugh	LLB 95	J. Miller, 53 R. Abdullah
	60 Shaun O'Hara	MLB 58	Wali Rainer
RG 61	Everett Lindsay	RLB 55	M. Moore, 95 J. Miller
RT 75	Steve Zahursky	LCB 24	Corey Fuller
	74 James Brown	RCB 33	Daylon McCutcheon
TE 80	Aaron Shea	SS 21	Marquis Smith
	83 Mark Campbell	FS 43	Percy Ellsworth
WR 82	David Patten		
	86 Dennis Northcutt		
QB 2	T. Couch, 18 D. Pederson		
RB 23	E. Rhett, 41 T. Prentice		
FB 44	Marc Edwards		

RADIO ANNOUNCERS:

Jim Donovan, Doug Dieken (WMJL 105.7 FM, WTAM 1100 AM)

DATE	RESULT	OPPONENT	ATT
9/3	L, 7-27	Jacksonville Jaguars	72,418
9/10	W, 24-7	at Cincinnati Bengals	64,006
9/17	W, 23-20	Pittsburgh Steelers	73,018
9/24	L, 10-36	at Oakland Raiders	45,702
10/1	L, 0-12	Baltimore Ravens	73,018
10/8	L, 21-29	at Arizona Cardinals	39,148
10/15	L, 10-44	at Denver Broncos	75,811
10/22	L, 0-22	at Pittsburgh Steelers	57,659
10/29	L, 3-12	Cincinnati Bengals	73,118
11/5	L, 3-24	New York Giants	72,718
11/12	W, 19-11	New England Patriots	72,618
11/19	L, 10-24	at Tennessee Titans	68,498
11/26	L, 7-44	at Baltimore Ravens	68,361
12/3	L, 0-48	at Jacksonville Jaguars	51,262
12/10	L, 24-35	Philadelphia Eagles	72,318
12/17	L, 0-24	Tennessee Titans	72,318

TEAM STATISTICS	BROWNS	OPPONENT
Total First Downs	176	343
Rushing	53	147
Passing	110	169
Penalty	13	27
3rd Down: Made/Att	58/210	98/227
3rd Down Pct.	27.6%	43.2%
4th Down: Made/Att	6/19	11/17
4th Down Pct.	31.6%	64.7%
Possession Avg.	23:38	36:22
Total Net Yards	3,530	5,643
Avg. Per Game	220.6	352.7
Total Plays	859	1,122
Avg. Per Play	4.1	5.0
Net Yards Rushing	1,085	2,505
Avg. Per Game	67.8	156.6
Total Rushes	336	594
Net Yards Passing	2,445	3,138
Avg. Per Game	152.8	196.1
Sacked/Yards Lost	40/283	42/270
Gross Yards	2,728	3,408
Att./Completions	483/278	486/262
Completion Pct.	57.6%	53.9%
Had Intercepted	19	12
Punts/Avg.	108/45.5	68/42.2
Net Punting Avg.	108/37.3	68/35.8
Penalties/Yards Lost	103/925	71/626
Fumbles/Ball Lost	21/9	27/13
Touchdowns	17	46
Rushing	7	26
Passing	9	18
Returns	1	2

SCORE BY PERIODS	1ST	2ND	3RD	4TH	OT	TOT
Browns	51	45	32	33	0	161
Opponents	46	176	115	82	0	419

SCORING	RU	PA	ST	DF	PAT	ZRU	ZPA	FG	SAF	TP
Dawson, Phil	0	0	0	0	17/17	0	0	14/17	0	59
Prentice, Travis	7	1	0	0	0	0	0	0	0	48
Edwards, Marc	0	2	0	0	0	0	0	0	0	12
Shea, Aaron	0	2	0	0	0	0	0	0	0	12
Campbell, Mark	0	1	0	0	0	0	0	0	0	6

PASSING	ATT	CMP	YDS	PCT	AV/AT
Couch, Tim	215	137	1,483	63.7	6.90
Pederson, Doug	210	117	1,047	55.7	4.99
Wynn, Spergon	54	22	167	40.7	3.09
Johnson, Kevin	3	1	23	33.3	7.67
Thompson, Kevin	1	1	8	100.0	8.00
Browns	483	278	2,728	57.6	5.65
Opponents	486	262	3,408	53.9	7.01

Chiaverini, Darrin	0	1	0	0	0	0	0	0	0	6
Dawson, JaJuan	0	1	0	0	0	0	0	0	0	6
Ellsworth, Percy	0	0	0	1	0	0	0	0	0	6
Patten, David	0	1	0	0	0	0	0	0	0	6
Browns	7	9	0	1	17/17	1	0	14/17	0	161
Opponents	26	18	0	2	44/44	1	0	31/34	2	419

SACKS: K. McKenzie 8.5, J. Miller 5.5, C. Brown 5.0, S. Colinet 3.5, D. McCutcheon 3.0, L. Jones 2.5, M. Spriggs 2.0, W. Rainer 2.0, R. Abdullah 2.0, T. Rogers 2.0, A. Miller 1.0, O. Roye 1.0, M. Thompson 1.0, M. Smith 1.0, M. Moore 1.0, D. Holland 1.0

RUSHING	NO	YDS	AVG	LG	TD
Prentice, Travis	173	512	3.0	17	7
Rhett, Erric	71	258	3.6	42	0
White, Jamal	47	145	3.1	14	0
Pederson, Doug	18	68	3.8	15	0
Couch, Tim	12	45	3.8	31	0
Northcutt, Dennis	9	33	3.7	13	0
Wynn, Spergon	3	15	5.0	11	0
Edwards, Marc	2	9	4.5	6	0
Thompson, Kevin	1	0	0.0	0	0
Floyd, Chris	2	-1	-0.5	0	0
Browns	336	1,085	3.2	42	7
Opponents	594	2,505	4.2	36t	26

RECEIVING	NO	YDS	AVG	LG	TD
Johnson, Kevin	57	669	11.7	79	0
Northcutt, Dennis	39	422	10.8	37	0
Patten, David	38	546	14.4	65	1
Prentice, Travis	37	191	5.2	13	0
Shea, Aaron	30	302	10.1	37	2
Edwards, Marc	16	128	8.0	21t	2
Rhett, Erric	14	78	5.6	16	0
White, Jamal	13	100	7.7	25	0
Campbell, Mark	12	80	6.7	17	1
Dawson, JaJuan	9	97	10.8	26	1
Chiaverini, Darrin	8	68	8.5	18	1
Brown, Bobby	2	14	7.0	8	0
Saleh, Tarek	1	22	22.0	22	0
Floyd, Chris	1	21	21.0	21	0
Dunn, Damon	1	6	6.0	6	0
Jackson, Lenzie	1	5	5.0	5	0
Browns	278	2,728	9.8	79	9
Opponents	262	3,408	13.0	61	18

INTERCEPTIONS	NO	YDS	AVG	LG	TD
Fuller, Corey	3	0	0.0	0	0
Ellsworth, Percy	1	33	33.0	33t	1
McCutcheon, Daylon	1	20	20.0	20	0
Little, Earl	1	7	7.0	7	0
Rainer, Wali	1	5	5.0	5	0
Moore, Marty	1	3	3.0	3	0
Chapman, Lamar	1	0	0.0	0	0
Holland, Darius	1	0	0.0	0	0
Miller, Jamir	1	0	0.0	0	0
Sanders, Lewis	1	0	0.0	0	0
Browns	12	68	5.7	33t	1
Opponents	19	228	12.0	46t	2

PUNTING	NO	YDS	AVG	IN20	TB	LG	BLK
Gardocki, Chris	108	4,919	45.5	25	5	67	0
Browns	108	4,919	45.5	25	5	67	0
Opponents	68	2,868	42.2	18	7	69	0

PUNT RETURNS	NO	FC	YDS	AVG	LG	TD
Northcutt, Dennis	27	12	289	10.7	30	0
Barnes, Rashidi	1	0	0	0.0	0	0
Chapman, Lamar	1	2	5	5.0	5	0
Dunn, Damon	1	0	0	0.0	0	0
Browns	29	14	294	10.1	30	0
Opponents	69	10	793	11.5	54	0

KICKOFF RETURNS	NO	YDS	AVG	LG	TD
White, Jamal	43	935	21.7	40	0
Patten, David	22	469	21.3	62	0
Jackson, Lenzie	9	168	18.7	30	0
Saleh, Tarek	4	46	11.5	15	0
Campbell, Mark	3	30	10.0	13	0
Dunn, Damon	2	35	17.5	21	0
Little, Earl	2	20	10.0	12	0
Burnett, Chester	1	18	18.0	18	0
Edwards, Marc	1	24	24.0	24	0
Santiago, O.J.	1	13	13.0	13	0
Browns	85	1,710	20.1	62	0
Opponents	42	1,012	24.1	62	0

FIELD GOALS	1-19	20-29	30-39	40-49	50+	TOT
Dawson, Phil	3/3	4/4	5/5	2/5	0/0	14/17
Browns	3/3	4/4	5/5	2/5	0/0	14/17
Opponents	0/0	9/9	13/13	8/10	1/2	31/34

PASSING	TD	TD%	INT	INT%	LG	TKLD	RATNG
Couch, Tim	7	3.3	9	4.2	79	10/78	77.3
Pederson, Doug	2	1.0	8	3.8	67	17/116	56.6
Wynn, Spergon	0	0.0	1	1.9	32	13/89	41.2
Johnson, Kevin	0	0.0	1	33.3	23	0/0	22.2
Thompson, Kevin	0	0.0	0	0.0	8	0/0	100.0
Browns	9	1.9	19	3.9	79	40/283	63.4
Opponents	18	3.7	12	2.5	61	43/276	78.3

2001 (7-9)

STAFF

COACH: Butch Davis
DIVISION FINISH: 3rd AFC Central
2001 USUAL STARTING LINEUPS

OFFENSE		DEFENSE	
WR 85 Kevin Johnson	LE 78 T. Rogers, 99 O. Roye	LT 72 R. Oben, 77 R. Verba	RT 94 Gerard Warren
LG 77 R. Verba, 60 S. O'Hara	LT 93 Mark Smith	C 64 Dave Wohlabaugh	RE 99 Orpheus Roye
RG 66 Jeremy McKinney	RE 92 Courtney Brown	63 Brad Bedell	90 Keith McKenzie
RT 69 Roger Chanoine	WLB 57 Dwayne Rudd	TE 82 Rickey Dudley	MLB 58 Wali Rainer
87 O. J. Santiago	SLB 95 Jamir Miller	WR 81 Quincy Morgan	LCB 24 Corey Fuller
86 Dennis Northcutt	RCB 33 Daylon McCutcheon	QB 2 Tim Couch	SS 21 Earl Little
RB 29 J. Jackson, 30 J. White	FS 43 Percy Ellsworth	HB 44 M. Sellers, 80 A. Shea	23 Devin Bush

RADIO ANNOUNCERS:
 Jim Donovan, Doug Dieken (WMMJ 105.7 FM, WTAM 1100 AM)

PLAYERS

DATE	RESULT	OPPONENT	ATT
9/9	L, 6-9	Seattle Seahawks	72,318
9/23	W, 24-14	Detroit Lions	73,168
9/30	W, 23-14	at Jacksonville Jaguars	57,875
10/7	W, 20-16	San Diego Chargers	73,018
10/14	L, 14-24	at Cincinnati Bengals	64,217
10/21	W, 24-14	Baltimore Ravens	72,818
11/4	L, 21-27 (OT)	at Chicago Bears	66,944
11/11	L, 12-15 (OT)	Pittsburgh Steelers	73,218
11/18	W, 27-17	at Baltimore Ravens	69,353
11/25	W, 18-0	Cincinnati Bengals	72,918
12/2	L, 15-31	Tennessee Titans	72,818
12/9	L, 16-27	at New England Patriots	60,292
12/16	L, 10-15	Jacksonville Jaguars	72,818
12/23	L, 7-30	at Green Bay Packers	59,824
12/30	W, 41-38	at Tennessee Titans	68,798
1/6	L, 7-28	at Pittsburgh Steelers	59,189

TEAM STATISTICS	BROWNS	OPPONENT
Total First Downs	238	295
Rushing	78	112
Passing	139	161
Penalty	21	22
3rd Down: Made/Att	68/210	88/235
3rd Down Pct.	32.4%	37.4%
4th Down: Made/Att	6/12	8/23
4th Down Pct.	50.0%	34.8%
Possession Avg.	28:16	31:44
Total Net Yards	4,152	5,297
Avg. Per Game	259.5	331.1
Total Plays	934	1,089
Avg. Per Play	4.4	4.9
Net Yards Rushing	1,351	2,208
Avg. Per Game	84.4	138.0
Total Rushes	417	494
Net Yards Passing	2,801	3,089
Avg. Per Game	175.1	193.1
Sacked/Yards Lost	51/353	43/288
Gross Yards	3,154	3,377
Att./Completions	466/279	552/309
Completion Pct.	59.9%	56.0%
Had Intercepted	21	33
Punts/Average	99/42.9	74/43.2
Net Punting Avg.	99/34.6	74/37.7
Penalties/Yards	94/825	103/779
Fumbles/Ball Lost	24/12	35/9
Touchdowns	31	35
Rushing	8	11
Passing	18	18
Returns	5	6

SCORE BY PERIODS	1ST	2ND	3RD	4TH	OT	TOT
Browns	77	83	51	74	0	285
Opponents	62	73	89	86	9	319

SCORING	RU	PA	ST	DF	PAT	2RU	2PA	FG	SAF	TP
Dawson, Phil	0	0	0	0	29/30	0	0	22/25	0	95
Johnson, Kevin	0	9	0	0	0	0	0	0	0	54
White, Jame	5	1	0	0	0	1	0	0	0	38
Jackson, James	2	0	0	0	0	0	0	0	0	12
Morgan, Quincy	0	2	0	0	0	0	0	0	0	12
Santiago, O.J.	0	2	0	0	0	0	0	0	0	12
Sellers, Mike	0	2	0	0	0	0	0	0	0	12
Brown, Bobby	0	0	0	1	0	0	0	0	0	6
Bush, Devin	0	0	0	1	0	0	0	0	0	6

RECORDS

PASSING	ATT	CMP	YDS	PCT	AVI/AT	TD	TD%	INT	INT%	LG	TKLD	RATING
Couch, Tim	454	272	3,040	59.9	6.70	17	3.7	21	4.6	78	51/353	73.1
Holcomb, Kelly	12	7	114	58.3	9.50	1	8.3	0	0.0	25	0/0	118.1
Browns	466	279	3,154	59.9	6.77	18	3.9	21	4.5	78	51/353	74.3
Opponents	552	309	3,377	56.0	6.12	18	3.3	33	6.0	71t	43/288	60.2

^ Tied NFL Lead

Dawson, JaJuan	0	1	0	0	0	0	0	0	0	0	0	6
Fuller, Corey	0	0	0	1	0	0	0	0	0	0	0	6
Gay, Ben	1	0	0	1	0	0	0	0	0	0	0	6
Henry, Anthony	0	0	0	1	0	0	0	0	0	0	0	6
McCutcheon, D.	0	0	0	1	0	0	0	0	0	0	0	6
O'Hara, Shawn	0	1	0	0	0	0	0	0	0	0	0	6
Roye, Orpheus	0	0	0	0	0	0	0	0	0	0	1	2
Browns	8	18	0	5	29/30	1	0	22/25	1	285		
Opponents	11	18	2	4	30/32	0	2	25/34	0	319		

SACKS: J.Miller 13.0, T.Rogers 6.0, G.Warren 5.0, C.Brown 4.5, G.Spies 4.0, K.McKenzie 3.0, M.Smith 2.0, D.McCutcheon 2.0, W.Rainer 1.0, E.Little 1.0, P.Ellsworth 1.0, D.Rudd 0.5 **Browns: 43.0, Opponents: 51.0**

RUSHING	NO	YDS	AVG	LG	TD
Jackson, James	195	554	2.8	22	2
White, Jame	126	443	3.5	51	5
Gay, Ben	51	172	3.4	40	1
Couch, Tim	38	128	3.4	15	0
Morgan, Quincy	2	27	13.5	23	0
Northcutt, Dennis	3	26	8.7	12	0
Frost, Scott	1	1	1.0	1	0
Holcomb, Kelly	1	0	0.0	0	0
Browns	417	1,351	3.2	51	8
Opponents	494	2,208	4.5	54	11

RECEIVING	NO	YDS	AVG	LG	TD
Johnson, Kevin	84	1,097	13.1	55t	9
White, Jame	44	418	9.5	45	1
Morgan, Quincy	30	432	14.4	78	2
Dawson, JaJuan	22	281	12.8	44	1
Northcutt, Dennis	18	211	11.7	26	0
Santiago, O.J.	17	153	9.0	27	2
Shea, Aaron	14	86	6.1	12	0
King, Andre	11	149	13.5	48	0
Dudley, Rickey	9	115	12.8	27	0
Sellers, Mike	7	73	10.4	28	2
German, Jammi	7	65	9.3	18	0
Jackson, James	7	56	8.0	16	0
Gay, Ben	4	11	2.8	7	0
Moreland, Jake	3	15	5.0	6	0
O'Hara, Shawn	1	2	2.0	2t	1
Couch, Tim	1	-10	-10.0	-10	0
Browns	279	3,154	11.3	78	18
Opponents	309	3,377	10.9	71t	18

INTERCEPTIONS	NO	YDS	AVG	LG	TD
Henry, Anthony	10^	177	17.7	97t	1
Little, Ear	5	33	6.6	15	0
McCutcheon, Daylon	4	62	15.5	32t	1
Fuller, Corey	3	82	27.3	49t	1
Jackson, Ray	3	52	17.3	52	0
Bush, Devin	2	62	31.0	43t	1
Boyer, Brant	2	12	6.0	8	0
Ellsworth, Percy	1	19	19.0	19	0
Miller, Jamir	1	0	0.0	0	0
Roye, Orpheus	1	0	0.0	0	0
Rudd, Dwayne	1	0	0.0	0	0
Browns	33	499	15.1	97t	4
Opponents	21	242	11.5	69t	3

PUNTING	NO	YDS	AVG	IN20	TB	LG	BLK
Gardocki, Chris	99	4,249	42.9	25	9	69	0
Browns	99	4,249	42.9	25	9	69	0
Opponents	74	3,198	43.2	28	8	68	0

PUNT RETURNS	NO	FC	YDS	AVG	LG	TD
Northcutt, Dennis	15	9	86	5.7	32	0
Johnson, Kevin	14	6	117	8.4	24	0
Chapman, Lamar	1	0	1	1.0	1	0
Jackson, Ray	1	0	43	43.0	43	0
Frost, Scott	0	1	0	0	0	0
Browns	31	16	247	8.0	43	0
Opponents	52	12	647	12.4	86	1

KICKOFF RETURNS	NO	YDS	AVG	LG	TD
Gay, Ben	23	513	22.3	42	0
King, Andre	14	279	19.9	27	0
White, Jame	9	189	21.0	31	0
Morgan, Quincy	7	175	25.0	51	0
Sellers, Mike	4	75	18.8	21	0
Santiago, O.J.	2	1	0.5	5	0
Akins, Chirs	1	0	0.0	0	0
Moreland, Jake	1	14	14.0	14	0
Northcutt, Dennis	1	26	26.0	26	0
Spies, Greg	1	13	13.0	13	0
Browns	62	1,285	20.7	51	0
Opponents	65	1,215	18.7	49	0

FIELD GOALS	1-19	20-29	30-39	40-49	50+	TOT
Dawson, Phil	0/0	10/10	8/9	4/6	0/0	22/25
Browns	0/0	10/10	8/9	4/6	0/0	22/25
Opponents	0/0	8/9	10/11	5/12	2/2	25/34

GAME DAY

2002 (9-7)

COACH: Butch Davis
DIVISION FINISH: 2nd AFC North
2002 USUAL STARTING LINEUPS

OFFENSE		DEFENSE	
WR 85	Kevin Johnson	LE 96	Kenard Lang
LT 77	Ross Verba	LT 94	Gerard Warren
LG 79	Barry Stokes	RT 99	Orpheus Roye
C 64	Dave Wohlabaugh	RE 92	Courtney Brown
RG 60	Shaun O'Hara	78	Tyrone Rogers
RT 72	Ryan Tucker	WLB 57	Dwayne Rudd
TE 83	Mark Campbell	MLB 50	Earl Holmes
WR 81	Quincy Morgan	SLB 56	Darren Hambrick
QB 2	Tim Couch	LCB 25	Corey Fuller
RB 31	William Green	RCB 33	Daylon McCutcheon
30	Jamel White	SS 24	Robert Griffith
TE 82	S. Heiden, 80 A. Shea	FS 20	Earl Little

RADIO ANNOUNCERS:
 Jim Donovan, Doug Dieken (WMMS 100.7 FM, WTAM 1100 AM)

DATE	RESULT	OPPONENT	ATT
9/8	L, 39-40	Kansas City Chiefs	72, 938
9/15	W, 20-7	Cincinnati Bengals	73, 358
9/22	W, 31-28 (OT)	at Tennessee Titans	68, 804
9/29	L, 13-16 (OT)	at Pittsburgh Steelers	62, 864
10/6	L, 21-26	Baltimore Ravens	73, 688
10/13	L, 3-17	at Tampa Bay Buccaneers	65, 625
10/20	W, 34-17	Houston Texans	73, 248
10/27	W, 24-21	at New York Jets	78, 502
11/3	L, 20-23	Pittsburgh Steelers	73, 718
11/17	W, 27-20	at Cincinnati Bengals	64, 060
11/24	W, 24-15	at New Orleans Saints	68, 295
12/1	L, 6-13	Carolina Panthers	72, 718
12/8	W, 21-20	at Jacksonville Jaguars	46, 267
12/15	L, 23-28	Indianapolis Colts	73, 098
12/22	W, 14-13	at Baltimore Ravens	69, 348
12/29	W, 24-16	Atlanta Falcons	73, 528

WILD CARD PLAYOFF

1/5	L, 33-36	at Pittsburgh Steelers	62, 595
-----	----------	------------------------	---------

TEAM STATISTICS	BROWNS	OPPONENT
Total First Downs	279	291
Rushing	77	107
Passing	171	164
Penalty	31	20
3rd Down: Made/Att	90/222	91/226
3rd Down Pct.	40.4%	40.3%
4th Down: Made/Att	8/10	7/14
4th Down Pct.	80.0%	50.0%
Possession Avg.	29:45	30:15
Total Net Yards	5,027	5,348
Avg. Per Game	314.2	334.3
Total Plays	993	1,024
Avg. Per Play	5.1	5.2
Net Yards Rushing	1,615	2,079
Avg. Per Game	100.9	129.9
Total Rushes	406	483
Net Yards Passing	3,412	3,269
Avg. Per Game	213.3	204.3
Sacked/Yards Lost	35/253	28/172
Gross Yards	3,665	3,441
Att./Completions	552/338	513/299
Completion Pct.	61.2%	58.3%
Had Intercepted	22	17
Punts/Avg.	83/41.3	76/38.7
Net Punting Avg.	83/34.9	76/31.1
Penalties/Yards Lost	107/845	91/726
Fumbles/Ball Lost	18/9	32/12
Touchdowns	40	34
Rushing	10	12
Passing	27	20
Returns	3	2

SCORE BY PERIODS	1ST	2ND	3RD	4TH	OT	TOT
Browns	76	68	77	120	3	344
Opponents	65	95	65	92	3	320

SCORING	RU	PA	ST	DF	PAT	2RU	2PA	FG	SAF	TP
Dawson, Phil	0	0	0	0	34/35	0	0	22/28	0	100
Northcutt, Dennis	1	5	2	0	0	0	1	0	0	50
Morgan, Quincy	0	7	0	0	0	0	1	0	0	44

PASSING	ATT	CMP	YDS	PCT	AVI/AT	TD	TD%	INT	INT%	LG	TKLD	RATING
Couch, Tim	443	273	2,842	61.6	6.42	18	4.1	18	4.1	78t	30/213	76.8
Holcomb, Kelly	106	64	790	60.4	7.45	8	7.5	4	3.8	44t	5/40	92.9
Johnson, Kevin	2	1	33	50.0	16.50	1	50.0	0	0.0	33t	0/0	135.4
Jackson, Frisman	1	0	0	0.0	0.0	0	0.0	0	0.0	0	0/0	39.6
Browns	552	338	3,665	61.2	6.64	27	4.9	22	4.0	78t	35/253	80.5
Opponent	513	299	3,441	58.3	6.71	20	3.9	17	3.3	72t	28/172	77.8

Davis, Andre'	0	6	1	0	0	0	0	0	0	0	0	42
Green, William	6	0	0	0	0	0	0	0	0	0	0	36
Johnson, Kevin	0	4	0	0	0	0	0	0	0	0	0	24
Campbell, Mark	0	3	0	0	0	0	0	0	0	0	0	18
White, Jamel	3	0	0	0	0	0	0	0	0	0	0	18
Heiden, Steve	0	1	0	0	0	0	0	0	0	0	0	6
Sanders, Darnell	0	1	0	0	0	0	0	0	0	0	0	6
Browns	10	27	3	0	34/35	0	2	22/28	0	344		
Opponents	12	20	1	1	32/32	0	0	28/37	0	320		

SACKS: M.Word 8.0, K.Lang 5.5, B.Boyer 3.0, T.Rogers 3.0, G.Warren 2.0, C.Brown 2.0, D.Rudd 1.0, L.Sanders 1.0, M.Jameson 1.0, O.Roye 0.5 **Browns: 28.0, Opponents: 35.0**

RUSHING	NO	YDS	AVG	LG	TD
Green, William	243	887	3.7	64t	6
White, Jamel	106	470	4.4	54	3
Northcutt, Dennis	8	104	13.0	36t	1
Couch, Tim	23	77	3.3	14	0
Jackson, James	12	54	4.5	18	0
Holcomb, Kelly	8	9	1.1	7	0
Davis, Andre'	3	7	2.3	9	0
Morgan, Quincy	3	7	2.3	11	0
Browns	406	1,615	4.0	64t	10
Opponent	483	2,079	4.3	75	12

RECEIVING	NO	YDS	AVG	LG	TD
Johnson, Kevin	67	703	10.5	30t	4
White, Jamel	63	452	7.2	33	0
Morgan, Quincy	56	964	17.2	78t	7
Northcutt, Dennis	38	601	15.8	43t	5
Davis, Andre'	37	420	11.4	31	6
Campbell, Mark	25	179	7.2	26	3
Heiden, Steve	17	105	6.2	12	1
Green, William	16	113	7.1	18	0
Shea, Aaron	7	49	7.0	18	0
King, Andre	5	41	8.2	13	0
Sanders, Darnell	3	23	7.7	14t	1
Jackson, James	3	9	3.0	5	0
Jackson, Frisman	1	6	6.0	6	0
Browns	338	3,665	10.8	78t	27
Opponent	299	3,441	11.5	72t	20

INTERCEPTIONS	NO	YDS	AVG	LG	TD
Little, Earl	4	17	4.3	7	0
Griffith, Robert	3	0	0.0	0	0
Henry, Anthony	2	4	2.0	4	0
Lang, Kenard	1	71	71.0	71	0
Sanders, Lewis	1	25	25.0	25	0
McCutcheon, Daylon	1	24	24.0	24	0
Hambrick, Darren	1	6	6.0	6	0
Boyer, Brant	1	1	1.0	1	0
Davis, Andrea	1	0	0.0	0	0
Fuller, Corey	1	0	0.0	0	0
Jameson, Michael	1	0	0.0	0	0
Browns	17	148	8.7	71	0
Opponent	22	292	13.3	59	1

PUNTING	NO	YDS	AVG	IN20	TB	LG	BLK
Cardocki, Chris	81	3,388	41.8	27	6	59	0
Dawson, Phil	2	36	18.0	2	0	20	0
Browns	83	3,424	41.3	29	6	59	0
Opponent	76	2,938	38.7	22	7	62	1

PUNT RETURNS	NO	FC	YDS	AVG	LG	TD
Northcutt, Dennis	25	10	367	14.7	87t	2
Davis, Andre'	7	4	33	4.7	15	0
King, Andre	1	0	15	15.0	15	0
Sanders, Lewis	0	0	19	0.0	19	0
Browns	33	14	434	13.2	87t	2
Opponent	42	12	408	9.7	63t	1

KICKOFF RETURNS	NO	YDS	AVG	LG	TD
Davis, Andre'	50	1,068	21.4	95t	1
King, Andre	8	155	19.4	27	0
Jackson, Frisman	3	58	19.3	26	0
Campbell, Mark	2	21	10.5	14	0
White, Jamel	2	21	10.5	11	0
Jackson, James	1	13	13.0	13	0
Browns	66	1,336	20.2	95t	1
Opponent	67	1,366	20.4	82	0

FIELD GOALS	1-19	20-29	30-39	40-49	50+	TOT
Dawson, Phil	0/0	9/10	6/8	5/7	2/3	22/28
Opponent	1/1	7/10	10/12	10/14	0/0	28/37

STAFF

PLAYERS

2002 SEASON

HISTORY

RECORDS

GAME DAY

2003 (5-11)

STAFF

COACH: Butch Davis

DIVISION FINISH: 4th AFC North

2003 USUAL STARTING LINEUPS

OFFENSE		DEFENSE	
WR 87	Andre' Davis	LE 92	Courtney Brown
85	Kevin Johnson	LT 94	Gerard Warren
LT 79	Barry Stokes	RT 99	Orpheus Roye
LG 60	Shaun O'Hara	RE 96	Kenard Lang
C 50	Jeff Faine	WLB 58	Ben Taylor
67	Melvin Fowler	52	Brant Boyer
RG 66	Paul Zukauskas	MLB 54	Andra Davis
RT 72	Ryan Tucker	SLB 59	Kevin Bentley
WR 86	Dennis Northcutt	LCB 25	Anthony Henry
WR 81	Quincy Morgan	RCB 33	Daylon McCutcheon
QB 2	Tim Couch	SS 24	Robert Griffith
10	Kelly Holcomb	FS 20	Earl Little
RB 31	William Green		
29	James Jackson		
TE 82	Steve Heiden		
89	Darnell Sanders		

RADIO ANNOUNCERS:

Jim Donovan, Doug Dieken (WMMS 100.7 FM, WTAM 1100 AM)

2021 SEASON

DATE	RESULT	OPPONENT	ATT
9/7	L, 6-9	Indianapolis Colts	73,358
9/14	L, 13-33	at Baltimore Ravens	69,473
9/21	W, 13-12	at San Francisco 49ers	67,412
9/28	L, 14-21	Cincinnati Bengals	73,428
10/5	W, 33-13	at Pittsburgh Steelers	64,595
10/12	W, 13-7	Oakland Raiders	73,318
10/19	L, 20-26	San Diego Chargers	73,238
10/26	L, 3-9	at New England Patriots	68,436
11/9	L, 20-41	at Kansas City Chiefs	78,560
11/16	W, 44-6	Arizona Cardinals	72,908
11/23	L, 6-13	Pittsburgh Steelers	73,658
11/30	L, 7-34	at Seattle Seahawks	64,680
12/8	L, 20-26	St. Louis Rams	73,108
12/14	L, 20-23 (OT)	at Denver Broncos	75,358
12/21	L, 0-35	Baltimore Ravens	72,548
12/28	W, 22-14	at Cincinnati Bengals	65,362

TEAM STATISTICS		BROWNS	OPPONENT
Total First Downs		276	283
Rushing		91	100
Passing		153	160
Penalty		32	23
3rd Down: Made/Att		74/202	87/222
3rd Down Pct.		36.6%	39.2%
4th Down: Made/Att		6/18	8/13
4th Down Pct.		33.3%	61.5%
Possession Avg.		29.21	30.39
Total Net Yards		4,504	4,959
Avg. Per Game		281.5	309.9
Total Plays		961	994
Avg. Per Play		4.7	5.0
Net Yards Rushing		1,670	2,113
Avg. Per Game		104.4	132.1
Total Rushes		412	457
Net Yards Passing		2,834	2,846
Avg. Per Game		177.1	177.9
Sacked/Yards Lost		40/282	35/203
Gross Yards		3,116	3,049
Att./Completions		509/313	502/297
Completion Pct.		61.5%	59.2%
Had Intercepted		18	15
Punts/Avg.		73/41.8	76/41.4
Net Punting Avg.		73/34.7	76/35.3
Penalties/Yards Lost		98/767	141/1,095
Fumbles/Ball Lost		32/15	24/7
Touchdowns		27	31
Rushing		8	14
Passing		17	13
Returns		2	4

SCORE BY PERIODS		1ST	2ND	3RD	4TH	OT	TOT
Browns		46	79	50	79	0	254
Opponents		74	102	59	84	3	322

SCORING		RU	PA	ST	DF	PAT	ZRU	ZPA	FG	SAP	TF
Dawson, Phil	0	0	0	0	0	20/21	0	0	18/21	0	74
Davis, Andre'	0	5	0	0	0	0	0	0	0	0	30
Conway, Brett	0	0	0	0	0	3/3	0	0	5/7	0	18
Jackson, James	3	0	0	0	0	0	0	0	0	0	18
Morgan, Quincy	0	3	0	0	0	0	0	0	0	0	18
Heinrich, Keith	0	2	0	0	0	0	0	0	0	0	12
Johnson, Kevin	0	2	0	0	0	0	0	0	0	0	12

HISTORY

RECORDS

PASSING	ATT	CMP	YDS	PCT	AV/AT
Holcomb, Kelly	302	193	1,797	63.9	5.95
Couch, Tim	203	120	1,319	59.1	6.50
Boyer, Brant	1	0	0	0.0	0.00
Jackson, Frisman	1	0	0	0.0	0.00
Johnson, Kevin	1	0	0	0.0	0.00
Northcutt, Dennis	1	0	0	0.0	0.00
Browns	509	313	3,116	61.5	6.12
Opponent	502	297	3,049	59.2	6.07

Northcutt, Dennis	0	2	0	0	0	0	0	0	0	12
Suggs, Lee	2	0	0	0	0	0	0	0	0	12
White, Jamal	1	1	0	0	0	0	0	0	0	12
Bower, R.J.	0	1	0	0	0	0	0	0	0	6
Couch, Tim	1	0	0	0	0	0	0	0	0	6
Green, William	1	0	0	0	0	0	0	0	0	6
King, Andre	0	0	1	0	0	0	0	0	0	6
McCutcheon, D.	0	0	0	1	0	0	0	0	0	6
Sanders, Darnell	0	1	0	0	0	0	0	0	0	6
Browns	8	17	1	1	23/24	0	0	23/28	0	254
Opponents	14	13	0	4	31/31	0	0	35/43	0	322

SACKS: K.Lang 8.0, C.Brown 6.0, G.Warren 5.5, A.Davis 5.0, M.Ward 4.0, M.Myers 3.0, O.Roye 1.5, T.Rogers 1.0 **Browns: 35.0, Opponents: 40.0**

RUSHING	NO	YDS	AVG	LG	TD
Green, William	142	559	3.9	26	1
Jackson, James	102	382	3.7	18	3
Suggs, Lee	56	289	5.2	78	2
White, Jamal	70	266	3.8	23	1
Northcutt, Dennis	12	83	6.9	23	0
Couch, Tim	11	39	3.5	17	1
Davis, Andre'	5	28	5.6	7	0
Dawson, Phil	1	14	14.0	14	0
Boyer, Brant	1	7	7.0	7	0
Holcomb, Kelly	8	0	0.0	6	0
Faine, Jeff	1	0	0.0	0	0
Morgan, Quincy	3	-4	-1.3	2	0
Browns	412	1,670	4.1	78	8
Opponent	457	2,113	4.6	82	14

RECEIVING	NO	YDS	AVG	LG	TD
Northcutt, Dennis	62	729	11.8	44	2
White, Jamal	46	303	6.6	22	1
Johnson, Kevin	41	381	9.3	41	2
Davis, Andre'	40	576	14.4	49	5
Morgan, Quincy	38	516	13.6	71	3
Heiden, Steve	18	134	7.4	17	0
Sanders, Darnell	15	95	6.3	12	1
Jackson, James	14	114	8.1	18	0
Green, William	10	50	5.0	12	0
King, Andre	9	88	9.8	28	0
Heinrich, Keith	8	64	8.0	17	2
Mustard, Chad	4	29	7.3	12	0
Jackson, Frisman	2	29	14.5	19	0
Shea, Aaron	2	9	4.5	7	0
Suggs, Lee	2	0	0.0	1	0
Bowers, R.J.	1	-3	-3.0	2	1
Couch, Tim	1	-3	-3.0	-3	0
Browns	313	3,116	10.0	71	17
Opponent	297	3,049	10.3	55	13

INTERCEPTIONS	NO	YDS	AVG	LG	TD
Little, Earl	6	41	6.8	21	0
Griffith, Robert	2	3	1.5	3	0
McCutcheon, Daylon	1	75	75.0	75	1
Bentley, Kevin	1	25	25.0	25	0
Henry, Anthony	1	19	19.0	19	0
Boyer, Brant	1	4	4.0	4	0
Bodden, Leigh	1	1	1.0	1	0
Lang, Kenard	1	0	0.0	0	0
Taylor, Ben	1	0	0.0	0	0
Browns	15	168	11.2	75	1
Opponent	18	391	21.7	54	4

PUNTING	NO	YDS	AVG	IN20	TB	LG	BLK
Gardocki, Chris	72	3,019	41.9	18	10	60	0
Dawson, Phil	1	29	29.0	1	0	29	0
Browns	73	3,048	41.8	19	10	60	0
Opponent	76	3,146	41.4	18	8	59	1

PUNT RETURNS	NO	YDS	AVG	LG	TD
Northcutt, Dennis	36	295	8.2	38	0
Davis, Andre'	1	7	7.0	7	0
Browns	37	302	8.2	38	0
Opponent	33	316	9.6	49	0

KICKOFF RETURNS	NO	YDS	AVG	LG	TD
Davis, Andre'	38	803	21.1	69	0
Suggs, Lee	14	318	22.7	42	0
King, Andre	9	172	19.7	30	0
Maddox, Nick	5	58	11.3	26	0
Morgan, Quincy	2	67	33.5	47	0
White, Jamal	2	2	1.0	2	0
Jackson, James	1	68	68.0	39	0
Stokes, Barry	1	7	7.0	7	0
Mustard, Chad	1	6	6.0	6	0
Browns	71	1,501	21.1	69	0
Opponent	60	1,231	20.5	77	0

FIELD GOALS	1-19	20-29	30-39	40-49	50+	TOT
Dawson, Phil	2/2	7/7	4/5	3/5	2/2	18/21
Conway, Brett	1/1	0/0	1/3	3/3	0/0	5/7
Browns	3/3	7/7	5/8	6/8	2/2	23/28
Opponent	0/0	13/13	9/10	10/16	3/4	35/43

GAME DAY

PASSING	ATT	CMP	YDS	PCT	AV/AT	TD	TD%	INT	INT%	LG	TKLD	RATNG
Holcomb, Kelly	302	193	1,797	63.9	5.95	10	3.3	12	4.0	68	21/166	74.6
Couch, Tim	203	120	1,319	59.1	6.50	7	3.4	6	3.0	71	19/116	77.6
Boyer, Brant	1	0	0	0.0	0.00	0	0.0	0	0.0	0	0/0	39.6
Jackson, Frisman	1	0	0	0.0	0.00	0	0.0	0	0.0	0	0/0	39.6
Johnson, Kevin	1	0	0	0.0	0.00	0	0.0	0	0.0	0	0/0	39.6
Northcutt, Dennis	1	0	0	0.0	0.00	0	0.0	0	0.0	0	0/0	39.6
Browns	509	313	3,116	61.5	6.12	17	3.3	18	3.5	71	40/282	75.2
Opponent	502	297	3,049	59.2	6.07	13	2.6	15	3.0	55	35/203	72.9

2004 (4-12)

COACH: Butch Davis (first 11 games)/Terry Robiskie (final 5 games)

DIVISION FINISH: 4th AFC North

2004 USUAL STARTING LINEUPS

OFFENSE		DEFENSE	
WR 81 Antonio Bryant	LDE 98 Ebenezer Ekuban	LT 77 Ross Verba	RDT 61 Gerard Warren
LG 70 Enoch DeMar	LDOT 87 Orpheus Roye	C 50 Jeff Faine	RDE 96 Kenard Lang
RG 63 Kelvin Garmon	WLB 57 Warrick Holdman	RT 73 Joaquin Gonzalez	MLB 54 Andra Davis
TE 82 Steve Heiden	SLB 51 Chaun Thompson	WR 86 Dennis Northcutt	LCB 37 Anthony Henry
QB 5 Jeff Garcia	RCB 33 Daylon McCutcheon	FB 42 Terrelle Smith	SS 24 Robert Griffith
RB 31 William Green	FS 20 Earl Little	44 Lee Suggs	

RADIO ANNOUNCERS:

Jim Donovan, Doug Dieken (WMMS 100.7 FM, WTAM 1100 AM)

DATE	RESULT	OPPONENT	ATT
9/12	W, 20-3	Baltimore Ravens	73,068
9/19	L, 12-19	at Dallas Cowboys	63,119
9/26	L, 10-27	at New York Giants	78,521
10/3	W, 17-13	Washington Redskins	73,348
10/10	L, 23-34	at Pittsburgh Steelers	63,609
10/17	W, 34-17	Cincinnati Bengals	73,263
10/24	L, 31-34 (OT)	Philadelphia Eagles	73,394
11/7	L, 13-27	at Baltimore Ravens	69,781
11/14	L, 10-24	Pittsburgh Steelers	73,703
11/21	L, 7-10	New York Jets	72,547
11/28	L, 48-58	at Cincinnati Bengals	65,677
12/5	L, 15-42	New England Patriots	73,028
12/12	L, 7-37	at Buffalo Bills	72,330
12/19	L, 0-21	San Diego Chargers	72,489
12/26	L, 7-10	at Miami Dolphins	73,169
1/2	W, 22-14	at Houston Texans	70,724

TEAM STATISTICS	BROWNS	OPPONENT
Total First Downs	245	307
Rushing	94	141
Passing	125	144
Penalty	26	22
3rd Down: Made/Att	59/203	78/216
3rd Down Pct.	29.1%	36.1%
4th Down: Made/Att	7/16	7/16
4th Down Pct.	43.8%	43.8%
Possession Avg.	28:03	31:57
Total Net Yards	4,481	5,215
Avg. Per Game	280.1	325.9
Total Plays	921	1,024
Avg. Per Play	4.9	5.1
Net Yards Rushing	1,657	2,314
Avg. Per Game	103.6	144.6
Total Rushes	441	532
Net Yards Passing	2,824	2,901
Avg. Per Game	176.5	181.3
Sacked/Yards Lost	41/252	32/190
Good Yards	3,076	3,091
Att./Completions	439/251	460/277
Completion Pct.	57.2%	60.2%
Had Intercepted	21	15
Punts/Average	85/40.0	85/41.6
Net Punting Avg.	85/35.4	85/33.9
Penalties/Yards	115/854	109/890
Fumbles/Ball Lost	32/19	20/13
Touchdowns	29	45
Rushing	6	22
Passing	21	17
Returns	2	6

SCORE BY PERIODS	1ST	2ND	3RD	4TH	OT	TOT
Browns	67	62	55	92	0	276
Opponents	107	107	72	101	3	390

SCORING	RU	PA	ST	DF	PAT	ZRU	ZPA	FG	SAF	TP	
Dawson, Phil	0	0	0	0	28/28	0	0	0	24/29	0	100
Heiden, Steve	0	5	0	0	0	0	0	0	0	0	32
Bryant, Antonio	0	4	0	0	0	0	0	0	0	0	24
Shea, Aaron	0	4	0	0	0	0	0	0	0	0	24
Morgan, Quincy	0	3	0	0	0	0	0	0	0	0	18
Suggs, Lee	2	1	0	0	0	0	0	0	0	0	18

PASSING	ATT	CMP	YDS	PCT	AV/AT	TD	TD%	INT	INT%	LG	TKLD	RATNG
Garcia, Jeff	252	144	1,731	57.1	6.87	10	4.0	9	3.6	99t	24/99	76.7
McCown, Luke	98	48	608	49.0	6.20	4	4.1	7	7.1	58t	12/122	52.6
Holcomb, Kelly	87	59	737	67.8	8.47	7	8.0	5	5.7	55t	5/31	96.8
Echemandu, Adam	1	0	0	0.0	0.00	0	0.0	0	0.0	0	0/0	39.6
Jackson, Frisman	1	0	0	0.0	0.00	0	0.0	0	0.0	0	0/0	39.6
Browns	439	251	3,076	57.2	7.01	21	4.8	21	4.8	99t	41/252	74.9
Opponents	460	277	3,091	60.2	6.72	17	3.7	15	3.3	72t	32/190	79.0

Davis, Andre'	0	2	0	0	0	0	0	0	0	0	0	12
Garcia, Jeff	2	0	0	0	0	0	0	0	0	0	0	12
Green, William	2	0	0	0	0	0	0	0	0	0	0	12
Northcutt, Dennis	0	2	0	0	0	0	0	0	0	0	0	12
Alston, Richard	0	0	1	0	0	0	0	0	0	0	0	6
Crocker, Chris	0	0	1	0	0	0	0	0	0	0	0	6
Browns	6	21	2	0	28/28	0	0	0	0	24/29	0	276
Opponents	22	17	6	0	44/44	0	0	0	0	24/28	1	390

SACKS: E.Ekuban 8.0, K.Lang 7.0, G.Warren 4.0, A.McKinley 3.0, C.Thompson 2.5, C.Crocker 2.0, T.Rogers 1.5, O.Roye 1.0, M.Myers 1.0, R.Griffith 1.0, W.Holdman 0.5, A.Davis 0.5 **Browns: 32.0, Opponents: 41.0**

RUSHING	NO	YDS	AVG	LG	TD
Suggs, Lee	199	744	3.7	39	2
Green, William	163	585	3.6	46	2
Garcia, Jeff	35	169	4.8	21	2
Jackson, James	12	81	6.8	38	0
Echemandu, Adam	8	25	3.1	6	0
McCown, Luke	6	25	4.2	11	0
Northcutt, Dennis	8	19	2.4	8	0
Smith, Terelle	4	9	2.3	4	0
Jackson, Frisman	1	4	4.0	4	0
Frost, Derrick	1	1	1.0	1	0
Holcomb, Kelly	3	-2	-0.7	0	0
Davis, Andre'	1	-3	-3.0	-3	0
Browns	441	1,657	3.8	46	6
Opponents	532	2,314	4.3	52	22

RECEIVING	NO	YDS	AVG	LG	TD
Bryant, Antonio	42	546	13.0	55t	4
Northcutt, Dennis	55	806	14.7	58t	2
Heiden, Steve	28	287	10.3	30	5
Shea, Aaron	26	252	9.7	35	4
Suggs, Lee	20	178	8.9	59t	1
Davis, Andre'	16	416	26.0	99t	2
Green, William	14	84	6.0	17	0
Jackson, Frisman	13	168	12.9	24	0
Morgan, Quincy	9	144	16.0	46t	3
Smith, Terelle	7	39	5.6	16	0
Jackson, James	6	22	3.7	13	0
Winstow, Kellen	5	50	10.0	21	0
King, Andre	5	49	9.8	16	0
Echemandu, Adam	3	25	8.3	19	0
Mustard, Chad	1	9	9.0	9	0
Heinrich, Keith	1	1	1.0	1	0
Browns	251	3,076	12.3	99t	21
Opponents	277	3,091	11.2	72t	17

INTERCEPTIONS	NO	YDS	AVG	LG	TD
Henry, Anthony	4	83	20.8	51	0
Davis, Andre'	3	35	11.7	30	0
Sanders, Lewis	2	36	18.0	24	0
McCutcheon, Daylon	2	0	0.0	2	0
Gardner, Barry	1	30	30.0	30	0
Little, Earl	1	28	28.0	28	0
Crocker, Chris	1	20	20.0	20t	1
Griffith, Robert	1	18	18.0	18	0
Browns	15	250	16.7	51	1
Opponents	21	232	11.0	106t	2

PUNTING	NO	YDS	AVG	IN20	TB	LG	BLK
Frost, Derrick	85	3,404	40.0	35.4	4	24	54
Browns	85	3,404	40.0	35.4	4	24	54
Opponents	85	3,537	41.6	33.9	11	21	62

PUNT RETURNS	NO	FC	YDS	AVG	LG	TD
Northcutt, Dennis	36	12	432	12.0	44	0
Browns	36	12	432	12.0	44	0
Opponents	48	10	313	6.5	49	0

KICKOFF RETURNS	NO	YDS	AVG	LG	TD
Alston, Richard	46	1,016	22.1	93t	1
Brown, Dee	13	243	18.7	30	0
King, Andre	5	95	19.0	24	0
Jackson, Frisman	4	70	17.5	22	0
Jackson, James	2	39	19.5	23	0
Mustard, Chad	2	13	6.5	9	0
Shea, Aaron	2	19	9.5	13	0
Sanders, Lewis	1	9	9.0	10	0
Browns	75	1,504	20.1	93t	1
Opponents	59	1,336	22.6	93t	1

FIELD GOALS	1-19	20-29	30-39	40-49	50+	TOT
Dawson, Phil	0/0	11/11	6/8	6/9	1/1	24/29
Browns	0/0	11/11	6/8	6/9	1/1	24/29
Opponents	0/0	7/8	9/9	6/9	2/2	24/28

STAFF PLAYERS 2021 SEASON HISTORY RECORDS GAME DAY

2005 (6-10)

STAFF

COACH: Romeo Crennel
DIVISION FINISH: 4th AFC North
2005 USUAL STARTING LINEUPS

OFFENSE		DEFENSE	
WR 81 Antonio Bryant	LDE 97 Alvin McKinley		
LT 70 L.J. Shelton	NT 95 Jason Fisk		
LG 63 Joe Andruzzi	RDE 99 Orpheus Roye		
C 50 Jeff Faine	LLB 55 Matt Stewart		
RG 60 Cosey Coleman	MLB 54 Andra Davis		
RT 72 Ryan Tucker	WLB 58 Ben Taylor		
TE 82 Steve Heiden	RLB 51 Chaun Thompson		
WR 86 Dennis Northcutt	LCB 24 Gary Baxter		
QB 8 Trent Dilfer	28 Leigh Bodden		
9 Charlie Frye	RCB 33 Daylon McCutcheon		
FB 42 Terrelle Smith	SS 25 Chris Crocker		
RB 34 Reuben Droughns	FS 27 Brian Russell		

RADIO ANNOUNCERS:
 Jim Donovan, Doug Dieken (WMMS 100.7 FM, WTAM 1100 AM)

PLAYERS

DATE	RESULT	OPPONENT	ATT
9/11	L, 13-27	Cincinnati Bengals	73,013
9/18	W, 26-24	at Green Bay Packers	70,400
9/25	L, 6-13	at Indianapolis Colts	57,127
10/9	W, 20-10	Chicago Bears	73,079
10/16	L, 3-16	at Baltimore Ravens	70,196
10/23	L, 10-13	Detroit Lions	72,923
10/30	L, 16-19	at Houston Texans	70,064
11/6	W, 20-14	Tennessee Titans	72,594
11/13	L, 21-34	at Pittsburgh Steelers	63,491
11/20	W, 22-0	Miami Dolphins	72,773
11/27	L, 12-24	at Minnesota Vikings	63,814
12/4	L, 14-20	Jacksonville Jaguars	70,941
12/11	L, 20-23	at Cincinnati Bengals	65,788
12/18	W, 9-7	at Oakland Raiders	41,862
12/24	L, 0-41	Pittsburgh Steelers	73,136
1/6	W, 20-16	Baltimore Ravens	69,871

2021 SEASON

TEAM STATISTICS	BROWNS	OPPONENT
Total First Downs	241	292
Rushing	76	116
Passing	149	161
Penalty	16	15
3rd Down: Made/Att	67/203	87/215
4th Down: Made/Att	7/18	8/18
Possession Avg.	28:00	32:00
Total Net Yards	4,550	5,069
Avg. Per Game	284.3	316.8
Total Plays	938	1,021
Avg. Per Play	4.9	5.0
Net Yards Rushing	1,503	2,202
Avg. Per Game	93.9	137.6
Total Rushes	395	527
Net Yards Passing	3,047	2,867
Avg. Per Game	190.4	179.2
Sacked/Yards Lost	46/276	23/142
Gross Yards	3,323	3,009
Att./Completions	498/297	471/279
Had Intercepted	17	15
Punts/Average	80/40.4	72/42.5
Net Punting Avg.	80/33.8	72/35.1
Penalties/Yards	99/770	97/716
Fumbles/Ball Lost	27/13	21/8
Touchdowns	22	31

HISTORY

SCORE BY PERIODS	1ST	2ND	3RD	4TH	OT	TOT
Browns	56	65	52	59	0	— 232
Opponents	58	102	81	60	0	— 301

SCORING	RU	PA	ST	DF	PAT	2RU	2PA	FG	SAF	TP
Dawson, Phil	0	0	0	0	19/21	0	0	27/29	0	100
Bryant, Antonio	0	4	0	0	0/0	0	0	0/0	0	24
Edwards, Braylon	0	3	0	0	0/0	0	0	0/0	0	18
Heiden, Steve	0	3	0	0	0/0	0	0	0/0	0	18
Northcutt, Dennis	0	2	1	0	0/0	0	0	0/0	0	18
Droughns, Reuben	2	0	0	0	0/0	0	0	0/0	0	12
Bodden, Leigh	0	0	1	0	0/0	0	0	0/0	0	6
Cribbs, Joshua	0	0	1	0	0/0	0	0	0/0	0	6

RECORDS

PASSING	ATT	CMP	YDS	PCT	AV/AT	TD	TD%	INT	INT%	LG	TKLD	RATING
Differ, Trent	333	199	2,321	59.8	6.97	11	3.3	12	3.6	80t	23/139	76.9
Frye, Charlie	164	98	1,002	59.4	6.07	4	2.4	5	3.6	45t	22/135	72.8
Jackson, Frisman	0	0	0	0	0	0	0	0	0	0	1/2	0
Browns	498	297	3,323	59.6	6.67	15	3.0	17	3.6	80t	46/276	75.4
Opponents	471	279	3,009	59.2	6.39	19	4.0	15	3.2	51t	23/142	78.2

GAME DAY

Frye, Charlie	1	0	0	0	0/0	0	0	0/0	0	6
Jackson, Frisman	0	1	0	0	0/0	0	0	0/0	0	6
Shea, Aaron	0	1	0	0	0/0	0	0	0/0	0	6
Smith, Terrelle	0	1	0	0	0/0	0	0	0/0	0	6
Wright, Jason	1	0	0	0	0/0	0	0	0/0	0	6
Browns	4	15	3	0	19/21	0	0	27/29	0	232
Opponents	11	19	1	0	31/31	0	0	28/35	0	301

SACKS: A.McKinley 5.0, C.Thompson 5.0, O.Royce 3.0, A.Davis 2.0, C.Crocker 2.0, K.Lang 2.0, N.Eason 2.0, E.Kelley 1.0, B.Pool 1.0 **Browns: 23.0, Opponents: 46.0**

RUSHING	NO	YDS	AVG	LG	TD
Droughns, Reuben	309	1,232	4.0	75t	2
Green, William	20	78	3.9	17	0
Frye, Charlie	18	60	3.3	16	1
Differ, Trent	20	46	2.3	12	0
Northcutt, Dennis	2	33	16.5	31	0
Wright, Jason	11	27	2.5	6t	1
Suggs, Lee	8	15	1.9	7	0
Smith, Terrelle	6	9	1.5	4	0
Bryant, Antonio	1	3	3.0	3	0
Browns	395	1,503	3.8	75t	4
Opponents	527	2,202	4.2	80t	11

RECEIVING	NO	YDS	AVG	LG	TD
Bryant, Antonio	69	1,009	14.6	54	4
Heiden, Steve	43	401	9.3	62t	3
Northcutt, Dennis	42	441	10.5	58t	2
Droughns, Reuben	39	369	9.5	51	0
Edwards, Braylon	32	512	16.0	80t	3
Jackson, Frisman	24	287	12.0	68t	1
Shea, Aaron	18	153	8.5	27	1
Smith, Terrelle	12	58	4.8	9	1
Suggs, Lee	6	26	4.3	8	0
Green, William	5	30	6.0	14	0
Wright, Jason	3	15	5.0	15	0
Irons, Paul	2	16	8.0	14	0
Cribbs, Joshua	1	7	7.0	7	0
Faine, Jeff	1	-1	-1.0	-1	0
Browns	297	3,323	11.2	80t	15
Opponents	279	3,009	10.8	51t	19

INTERCEPTIONS	NO	YDS	AVG	LG	TD
Russell, Brian	3	50	16.7	37	0
Bodden, Leigh	3	6	2.0	6	0
Crocker, Chris	2	35	17.5	24	0
McCutcheon, Daylon	2	14	7.0	14	0
Baxter, Gary	2	10	5.0	10	0
Davis, Andre'	1	14	14.0	14	0
Pool, Brodney	1	1	1.0	1	0
Stewart, Matt	1	0	0.0	0	0
Browns	15	130	8.7	37	0
Opponents	17	215	12.6	72	0

PUNTING	NO	YDS	AVG	IN20	TB	LG	BLK
Richardson, Kyle	78	3,181	40.8	34.0	9	61	0
Dawson, Phil	2	53	26.5	26.5	0	31	0
Browns	80	3,234	40.4	33.8	9	61	0
Opponents	72	3,058	42.5	35.1	8	60	0

PUNT RETURNS	NO	FC	YDS	AVG	LG	TD
Northcutt, Dennis	35	13	368	10.5	62t	1
Cribbs, Joshua	1	0	5	5.0	5	0
Jones, Sean	1	0	0	0.0	0	0
Browns	37	13	373	10.1	62t	1
Opponents	36	9	347	9.6	51	0

KICKOFF RETURNS	NO	YDS	AVG	LG	TD
Cribbs, Joshua	45	1,094	24.3	90t	1
Droughns, Reuben	5	119	23.8	35	0
Green, William	5	79	15.8	22	0
Perkins, Antonio	3	82	27.3	35	0
McIntyre, Carey	3	47	15.7	17	0
Shea, Aaron	3	29	9.7	13	0
Smith, Terrelle	2	24	12.0	13	0
Wright, Jason	1	17	17.0	17	0
Jackson, Frisman	1	15	15.0	15	0
Browns	68	1,506	22.1	90t	1
Opponents	56	1,182	21.1	63	0

FIELD GOALS	1-19	20-29	30-39	40-49	50+	TOT
Dawson, Phil	2/2	11/11	9/11	5/5	0/0	27/29
Browns	2/2	11/11	9/11	5/5	0/0	27/29
Opponents	0/0	10/10	11/12	6/10	1/3	28/35

2006 (4-12)

COACH: Romeo Crennel
DIVISION FINISH: 4th AFC North
2006 USUAL STARTING LINEUPS

OFFENSE		DEFENSE	
WR 84	Joe Jurevicius	LDE 99	Orpheus Roye
LT 77	Kevin Shaffer	NT 92	Ted Washington
LG 63	Joe Andruzzi	RDE 97	Alvin McKinley
C 66	Hank Fraley	LLB 55	Willie McGinest
RG 60	Cosey Coleman	MLB 54	Andra Davis
RT 72	Ryan Tucker	WLB 58	D'Qwell Jackson
TE 80	Kellen Winslow	RLB 95	Kameron Wimbley
WR 17	Brayton Edwards	LCB 28	Leigh Bodden
QB 9	Charlie Frye	RCB 39	Daven Holly
FB 42	Terrelle Smith	SS 26	Sean Jones
RB 34	Reuben Droughns	FS 27	Brian Russell

RADIO ANNOUNCERS:
 Jim Donovan, Doug Dieken (WMMS 100.7 FM, WTAM 1100 AM)

DATE	RESULT	OPPONENT	ATT
9/10	L, 14-19	New Orleans Saints	72,915
9/17	L, 17-34	at Cincinnati Bengals	66,072
9/24	L, 14-15	Baltimore Ravens	72,474
10/1	W, 24-21	at Oakland Raiders	61,426
10/8	L, 12-20	at Carolina Panthers	73,520
10/22	L, 7-17	Denver Broncos	73,024
10/29	W, 20-13	New York Jets	72,507
11/5	L, 25-32	at San Diego Chargers	65,558
11/12	W, 17-13	at Atlanta Falcons	70,793
11/19	L, 20-24	Pittsburgh Steelers	73,296
11/26	L, 0-30	Cincinnati Bengals	72,926
12/3	W, 31-28 (OT)	Kansas City Chiefs	71,927
12/7	L, 7-27	at Pittsburgh Steelers	55,246
12/17	L, 17-27	at Baltimore Ravens	70,857
12/24	L, 7-22	Tampa Bay Buccaneers	69,603
12/31	L, 6-14	at Houston Texans	70,097

TEAM STATISTICS	BROWNS	OPPONENT
Total First Downs	250	303
Rushing	72	107
Passing	153	178
Penalty	25	18
3rd Down: Made/Att	70/209	100/228
3rd Down Pct.	33.5%	43.9%
4th Down: Made/Att	6/15	4/10
4th Down Pct.	40.0%	40.0%
Possession Avg.	29.21	30.39
Total Net Yards	4,233	5,517
Avg. Per Game	264.6	344.8
Total Plays	938	1,041
Avg. Per Play	4.5	5.3
Net Yards Rushing	1,335	2,275
Avg. Per Game	83.4	142.2
Total Rushes	372	514
Net Yards Passing	2,898	3,242
Avg. Per Game	181.1	202.6
Sacked/Yards Lost	54/349	28/137
Gross Yards	3,247	3,379
Att./Completions	512/318	499/283
Completion Pct.	62.1%	56.7%
Had Intercepted	25	18
Punts/Average	83/43.6	77/43.0
Net Punting Avg.	37.9	36.9
Penalties/Yards	74/687	84/678
Fumbles/Ball Lost	23/17	13/9
Touchdowns	25	40
Rushing	7	14
Passing	15	20
Returns	3	6

SCORE BY PERIODS	1ST	2ND	3RD	4TH	OT	TOT
Browns	29	74	41	91	3	238
Opponents	64	90	95	107	0	356

SCORING	RU	PA	ST	DF	PAT	2RU	2PA	FG	SAF	TP
Dawson, Phil	0	0	0	0	25/25	0	0	21/29	0	88
Edwards, Braylon	6	0	6	0	0/0	0	0	0/0	0	36
Droughns, Reuben	4	4	0	0	0/0	0	0	0/0	0	24
Jurevicius, Joe	3	0	3	0	0	0	0/0	0/0	0	18

PASSING	ATT	CMP	YDS	PCT	AVI/AT
Frye, Charlie	393	252	2,454	64.1	6.2
Anderson, Derek	117	66	793	56.4	6.8
Dorsey, Ken	1	0	0	0.0	0.0
Cribbs, Joshua	1	0	0	0.0	0.0
Winslow, Kellen	0	0	0	0.0	0.0
Browns	512	318	3,247	62.1	6.3
Opponents	499	283	3,379	56.7	6.8

Frye, Charlie	3	3	0	0	0	0	0/0	0/0	0	18
Winslow, Kellen	3	0	3	0	0	0	0/0	0/0	0	18
Holly, Daven	2	0	0	2	0	0	0/0	0/0	0	12
Heiden, Steve	2	0	2	0	0	0	0/0	0/0	0	12
Dinkins, Darnell	1	0	1	0	0	0	0/0	0/0	0	6
Cribbs, Joshua	1	0	0	1	0	0	0/0	0/0	0	6
Browns	25	7	15	3	0	0	25/25	21/29	0	238
Opponents	40	14	20	6	0	0	36/38	26/31	1	356

SACKS: K.Wimbley 11.0, S.Fraser 4.5, W.McGinest 4.0, C.Thompson 2.0, A.McKinley 1.0, M.Stewart 1.0, A.Davis 1.0, B.Pool 1.0, L.Williams 1.0, O.Roye 1.0, S.Jones 0.5
Browns: 28.0, Opponents: 54.0

RUSHING	NO	YDS	AVG	LG	TD
Droughns, Reuben	220	758	3.4	22	4
Frye, Charlie	47	215	4.6	17	3
Wright, Jason	62	189	3.0	18	0
Harrison, Jerome	20	60	3.0	15	0
Anderson, Derek	4	47	11.8	33	0
Northcutt, Dennis	3	32	10.7	16	0
Smith, Terrelle	8	14	1.8	3	0
Cribbs, Joshua	2	11	5.5	9	0
Edwards, Braylon	3	7	2.3	8	0
Vickers, Lawrence	3	2	0.7	2	0
Browns	372	1,335	3.6	33	7
Opponents	514	2,275	4.4	59t	14

RECEIVING	NO	YDS	AVG	LG	TD
Winslow, Kellen	89	875	9.8	40	3
Edwards, Braylon	61	884	14.5	75	6
Jurevicius, Joe	40	495	12.4	52	3
Heiden, Steve	36	249	6.9	13	2
Droughns, Reuben	27	169	6.3	24	0
Northcutt, Dennis	22	228	10.4	43	0
Cribbs, Joshua	10	91	9.1	14	0
Harrison, Jerome	9	47	5.2	12	0
Smith, Terrelle	8	21	2.6	7	0
Wright, Jason	6	82	13.7	54	0
Vickers, Lawrence	6	60	10.0	29	0
Wilson, Travis	2	32	16.0	16	0
Dinkins, Darnell	2	14	7.0	11	1
Browns	318	3,247	10.2	75	15
Opponents	283	3,379	11.9	77t	20

INTERCEPTIONS	NO	YDS	AVG	LG	TD
Holly, Daven	5	127	25.4	57t	1
Jones, Sean	5	46	9.2	19	0
Bodden, Leigh	2	48	24.0	35	0
Davis, Andre'	2	19	9.5	19	0
Baxter, Gary	1	10	10.0	10	0
Russell, Brian	1	6	6.0	6	0
McGinest, Willie	1	0	0.0	0	0
Pool, Brodney	1	0	0.0	0	0
Browns	18	256	14.2	57t	1
Opponents	25	273	10.9	37	2

PUNTING	NO	YDS	AVG	IN20	TB	LG	BLK
Zastudil, Dave	81	3,563	44.0	38.4	7	61	0
Dawson, Phil	2	58	29.0	19.0	1	31	0
Browns	83	3,621	43.6	37.9	8	61	0
Opponents	77	3,309	43.0	36.9	5	69	0

PUNT RETURNS	NO	FC	YDS	AVG	LG	TD
Northcutt, Dennis	28	13	312	11.1	81	0
Cribbs, Joshua	6	3	51	8.5	34	0
Jones, Sean	1	0	8	8.0	8	0
Unck, Mason	1	0	0	0.0	0	0
Browns	36	16	371	10.3	81	0
Opponents	43	11	312	7.3	37	0

KICKOFF RETURNS	NO	YDS	AVG	LG	TD
Cribbs, Joshua	61	1,494	24.5	92t	1
Vickers, Lawrence	5	84	16.8	22	0
Dinkins, Darnell	3	44	14.7	20	0
Heiden, Steve	1	11	11.0	11	0
Friedman, Lennie	1	2	2.0	2	0
Browns	71	1,635	23.0	92t	1
Opponents	48	1,053	21.9	99t	1

FIELD GOALS	1-19	20-29	30-39	40-49	50+	TOT
Dawson, Phil	0/0	5/6	9/10	6/12	1/1	21/29
Browns	0/0	5/6	9/10	6/12	1/1	21/29
Opponents	1/1	12/12	6/7	6/8	1/3	26/31

	TD	TD%	INT	INT%	LG	TKLD	RATING
Frye, Charlie	10	2.5	17	4.3	75	44/262	72.0
Anderson, Derek	5	4.3	8	6.8	54	8/66	63.1
Dorsey, Ken	0	0.0	0	0.0	0	1/7	39.6
Cribbs, Joshua	0	0.0	0	0.0	0	0/0	39.6
Winslow, Kellen	0	0.0	0	0.0	0	1/14	0.0
Browns	15	2.9	25	4.9	75	54/349	69.7
Opponents	20	4.0	18	3.6	77t	28/137	75.9

STAFF
PLAYERS
2021 SEASON
HISTORY
RECORDS
GAME DAY

2007 (10-6)

STAFF

COACH: Romeo Crennel
DIVISION FINISH: 2nd AFC North
2007 USUAL STARTING LINEUPS

OFFENSE		DEFENSE	
WR 84	Joe Jurevicius	LDE 99	Orpheus Roye
LT 73	Joe Thomas	91	Shaun Smith
LG 65	Eric Steinbach	NT 78	Ethan Kelley
C 66	Hank Fraley	92	Ted Washington
RG 68	Seth McKinney	RDE 98	Robaire Smith
72	Ryan Tucker	LLB 55	Willie McCinest
RT 77	Kevin Shaffer	MLB 54	Andra Davis
TE 80	Kellen Winslow	WLB 58	D'Qwell Jackson
WR 17	Braylon Edwards	FLB 95	Kameron Wimbley
QB 3	Derek Anderson	LCB 28	Leigh Bodden
FB 47	Lawrence Vickers	RCB 24	Eric Wright
RB 31	Jamal Lewis	SS 26	Sean Jones
		FS 21	Brodney Pool

RADIO ANNOUNCERS:
 Jim Donovan, Doug Dieken (WMMS 100.7 FM, WTAM 1100 AM)

PLAYERS

DATE	RESULT	OPPONENT	ATT
9/9	L, 7-34	Pittsburgh Steelers	73,089
9/16	W, 51-45	Cincinnati Bengals	72,801
9/23	L, 24-26	at Oakland Raiders	51,075
9/30	W, 27-13	Baltimore Ravens	73,024
10/7	L, 17-34	at New England Patriots	68,756
10/14	W, 41-31	Miami Dolphins	73,198
10/28	W, 27-20	at St. Louis Rams	62,777
11/4	W, 33-30 (OT)	Seattle Seahawks	72,927
11/11	L, 28-31	at Pittsburgh Steelers	64,781
11/18	W, 33-30 (OT)	at Baltimore Ravens	71,055
11/25	W, 27-17	Houston Texans	72,926
12/2	L, 21-27	at Arizona Cardinals	64,791
12/9	W, 24-18	at New York Jets	76,822
12/16	W, 8-0	Buffalo Bills	73,196
12/23	L, 14-19	at Cincinnati Bengals	66,023
12/30	W, 20-7	San Francisco 49ers	73,041

TEAM STATISTICS	BROWNS	OPPONENT
Total First Downs	315	335
Rushing	110	100
Passing	192	211
Penalty	13	24
3rd Down: Made/Att	86/204	79/215
3rd Down Pct.	42.2%	36.7%
4th Down: Made/Att	6/15	11/25
4th Down Pct.	40.0%	44.0%
Possession Avg.	29:10	30:50
Total Net Yards	5,621	5,753
Avg. Per Game	351.3	359.6
Total Plays	1,004	1,066
Avg. Per Play	5.6	5.4
Net Yards Rushing	1,895	2,072
Avg. Per Game	118.4	129.5
Total Rushes	440	460
Net Yards Passing	3,726	3,681
Avg. Per Game	232.9	230.1
Sacked/Yards Lost	19/140	28/186
Gross Yards	3,866	3,867
Attempts/Completions	545/305	578/340
Completion Pct.	56.0%	58.8%
Had Intercepted	20	17
Punts/Average	69/42.0	69/40.2
Net Punting Avg.	35.8	32.9
Penalties/Yards	114/868	80/581
Fumbles/Ball Lost	22/9	19/10
Touchdowns	46	41
Rushing	13	8
Passing	29	29
Returns	4	4

SCORE BY PERIODS	1ST	2ND	3RD	4TH	OT	TOT
Browns	60	144	87	105	6	402
Opponents	85	112	82	103	0	382

SCORING	TD	RU	PA	RT	PAT	FG	2PT	PTS
Dawson, Phil	0	0	0	0	42/43	26/30	0	120

2021 SEASON

HISTORY

RECORDS

GAME DAY

Edwards, Braylon	16	0	16	0	0/0	0/0	0	96
Lewis, Jamal	11	9	2	0	0/0	0/0	0	66
Winslow, Kellen	5	0	5	0	0/0	0/0	1	32
Jurevicius, Joe	3	0	3	0	0/0	0/0	1	20
Cribbs, Joshua	3	0	0	3	0/0	0/0	0	18
Anderson, Derek	3	3	0	0	0/0	0/0	0	18
Vickers, Lawrence	2	0	2	0	0/0	0/0	0	12
Pool, Brodney	1	0	0	1	0/0	0/0	0	6
Carter, Tim	1	0	1	0	0/0	0/0	0	6
Wright, Jason	1	1	0	0	0/0	0/0	0	6
Browns	46	13	29	4	42/43	26/30	2	402
Opponents	41	8	29	4	38/38	32/35	2	402

SACKS: K.Wimbley 5.0, R.Smith 4.0, A.Peek 4.0, L.Williams 4.0, W.McGinest 3.0, S.Smith 2.0, E.Wright 1.0, E.Kelley 1.0, M.Adams 1.0, D.Jackson 1.0, C.Thompson 1.0, S.Jones 0.5, O.Roye 0.5
Browns: 28.0, Opponents: 19.0

RUSHING	NO	YDS	AVG	LG	TD
Lewis, Jamal	298	1,304	4.4	66t	9
Wright, Jason	60	277	4.6	18	1
Harrison, Jerome	23	142	6.2	17	0
Anderson, Derek	32	70	2.2	11	3
Cribbs, Joshua	9	61	6.8	18	0
Vickers, Lawrence	15	43	2.9	7	0
Frye, Charlie	1	1	1.0	1	0
Zastudil, Dave	2	-3	-1.5	0	0
Browns	440	1,895	4.3	66t	13
Opponents	460	2,072	4.5	37	8

RECEIVING	NO	YDS	AVG	LG	TD
Winslow, Kellen	82	1,106	13.5	49	5
Edwards, Braylon	80	1,289	16.1	78t	16
Jurevicius, Joe	50	614	12.3	50	3
Lewis, Jamal	30	248	8.3	34	2
Wright, Jason	24	233	9.7	23	0
Vickers, Lawrence	13	91	7.0	25	2
Heiden, Steve	12	104	8.7	27	0
Carter, Tim	8	117	14.6	22	1
Cribbs, Joshua	3	37	12.3	18	0
Harrison, Jerome	2	19	9.5	15	0
Dinkins, Darnell	1	8	8.0	8	0
Browns	305	3,866	12.7	78t	29
Opponents	340	3,867	11.4	42	29

INTERCEPTIONS	NO	YDS	AVG	LG	TD
Bodden, Leigh	6	75	12.5	26	0
Jones, Sean	5	37	7.4	26	0
Pool, Brodney	2	103	51.5	100t	1
McDonald, Brandon	2	0	0.0	0	0
Jackson, D'Qwell	1	1	1.0	1	0
Wright, Eric	1	0	0.0	0	0
Browns	17	216	12.7	100t	1
Opponents	20	422	21.1	71t	2

PUNTING	NO	YDS	AVG	NET	TB	IN	LG	B
Zastudil, Dave	49	2,046	41.8	34.6	4	14	64	0
Player, Scott	13	593	45.6	40.3	2	6	57	0
Ernster, Paul	7	256	36.6	35.6	0	2	43	0
Browns	69	2,895	42.0	35.8	6	22	64	0
Opponents	69	2,774	40.2	32.9	5	19	69	0

PUNT RETURNS	NO	FC	YDS	AVG	LG	TD
Cribbs, Joshua	30	10	405	13.5	76t	1
Browns	30	10	405	13.5	76t	1
Opponents	34	8	308	9.1	94t	1

KICKOFF RETURNS	NO	YDS	AVG	LG	TD
Cribbs, Joshua	59	1,809	30.7	100t	2
Dinkins, Darnell	7	62	8.9	19	0
Wright, Jason	3	49	16.3	20	0
Friedman, Lennie	2	14	7.0	13	0
Jurevicius, Joe	1	9	9.0	9	0
Browns	72	1,943	27.0	100t	2
Opponents	76	1,590	20.9	65	0

FIELD GOALS	1-19	20-29	30-39	40-49	50+	TOT
Dawson, Phil	2/2	9/10	7/8	7/8	1/2	26/30
Browns	2/2	9/10	7/8	7/8	1/2	26/30
Opponents	1/1	12/12	11/11	8/11	0/0	32/35

PASSING	ATT	CMP	YDS	PCT	AVIAT	TD	TD%	INT	INT%	LG	TKLD	RATING
Anderson, Derek	527	298	3,787	56.5	7.2	29	5.5	19	3.6	78t	14/109	82.5
Quinn, Brady	8	3	45	37.5	5.6	0	0.0	0	0.0	18	0/0	56.8
Frye, Charlie	10	4	34	40.0	3.4	0	0.0	1	10.0	15	5/31	10.0
Cribbs, Joshua	0	0	0	0.0	0.0	0	0.0	0	0.0	0	0/0	0.0
Browns	545	305	3,866	56.0	7.1	29	5.3	20	3.7	78t	19/140	80.7
Opponents	578	340	3,867	58.8	6.7	29	5.0	17	2.9	42	28/186	83.4

2008 (4-12)

COACH: Romeo Crennel
DIVISION FINISH: 4th AFC North
2008 USUAL STARTING LINEUPS

OFFENSE		DEFENSE	
WR 18	Donte' Stallworth	LE 99	Corey Williams
12	Syndric Steptoe	NT 92	Shaun Rogers
LT 73	Joe Thomas	RE 99	Shaun Smith
LG 65	Eric Steinbach	93	Louis Leonard
C 66	Hank Fraley	LOLB 55	Willie McGinest
RG 70	Rex Hadnot	MLB 54	Andra Davis
RT 77	Kevin Shaffer	WLB 52	D'Qwell Jackson
TE 80	Kellen Winslow	ROLB 95	Kameron Wimbley
82	Steve Heiden	LCB 24	Eric Wright
WR 17	Braylon Edwards	RCB 22	Brandon McDonald
QB 3	Derek Anderson	SS 26	Sean Jones
RB 31	Jamal Lewis	SS 26	Sean Jones
FB 47	Lawrence Vickers	20	Mike Adams
41	Charles Ali	FS 21	Brodney Pool

RADIO ANNOUNCERS:
 Jim Donovan, Doug Dieken (WMMMS 100.7 FM, WTAM 1100 AM)

DATE	RESULT	OPPONENT	ATT
9/7	L, 10-28	Dallas Cowboys	73,012
9/14	L, 6-10	Pittsburgh Steelers	73,048
9/21	L, 10-28	at Baltimore Ravens	71,104
9/28	W, 20-12	at Cincinnati Bengals	65,541
10/13	W, 35-14	New York Giants	73,102
10/19	L, 11-14	at Washington Redskins	90,487
10/26	W, 23-17	at Jacksonville Jaguars	64,775
11/2	L, 27-37	Baltimore Ravens	73,078
11/6	L, 30-34	Denver Broncos	73,141
11/17	W, 29-27	at Buffalo Bills	71,645
11/23	L, 6-16	Houston Texans	72,077
11/30	L, 6-10	Indianapolis Colts	72,411
12/7	L, 9-28	at Tennessee Titans	69,143
12/15	L, 10-30	at Philadelphia Eagles	69,144
12/21	L, 0-14	Cincinnati Bengals	72,361
12/28	L, 0-31	at Pittsburgh Steelers	63,553

TEAM STATISTICS	BROWNS	OPPONENT
Total First Downs	233	315
Rushing	84	125
Passing	127	176
Penalty	22	14
3rd Down: Made/Att	72/212	95/207
3rd Down Pct.	34.0	45.9
4th Down: Made/Att	6/14	11/17
4th Down Pct.	42.9	64.7
Possession Avg.	27:33	32:27
Total Net Yards	3,985	5,704
Avg. Per Game	249.1	356.5
Total Plays	921	1,004
Avg. Per Play	4.3	5.7
Net Yards Rushing	1,605	2,431
Avg. Per Game	100.3	151.9
Total Rushes	409	541
Net Yards Passing	2,380	3,273
Avg. Per Game	148.8	204.6
Sacked/Yards Lost	24/157	17/90
Gross Yards	2,537	3,363
Att./Completions	489/238	449/286
Completion Pct.	48.8	64.1
Had Intercepted	20	23
Punts/Average	76/45.3	59/40.7
Net Punting Avg.	76/39.3	59/34.1
Penalties/Yards	100/669	95/770
Fumbles/Ball Lost	17/6	19/8
Touchdowns	20	42
Rushing	6	16
Passing	11	19
Returns	3	7

SCORE BY PERIODS	1ST	2ND	3RD	4TH	OT	TOT
Browns	45	76	29	82	0	232
Opponents	51	119	74	106	0	350

SCORING	TD	RU	PA	RT	FG	2PT	PTS
Dawson, Phil	0	0	0	0	18/18	30/36	0 108
Lewis, Jamal	4	4	0	0	0/0	0/0	0 24
Edwards, Braylon	3	0	3	0	0/0	0/0	2 22
Cribbs, Joshua	3	1	1	1	0/0	0/0	0 18

PASSING	ATT	CMP	YDS	PCT	AV/AT
Anderson, Derek	283	142	1,615	50.2	5.71
Dorsey, Ken	91	43	370	47.3	4.07
Quinn, Brady	89	45	518	50.6	5.82
Gradkowski, Bruce	21	7	26	33.3	1.24
Cribbs, Joshua	4	1	8	25.0	2.00
Browns	488	238	2,537	48.8	5.20
Opponents	446	286	3,363	64.1	7.54

Winslow, Kellen	3	0	3	0	0/0	0/0	0 18
Harrison, Jerome	2	1	1	0	0/0	0/0	0 12
Dinkins, Darnell	1	0	1	0	0/0	0/0	0 6
McDonald, Brandon	1	0	0	1	0/0	0/0	0 6
Stallworth, Donte'	1	0	1	0	0/0	0/0	0 6
Wright, Eric	1	0	0	1	0/0	0/0	0 6
Wright, Jason	1	0	1	0	0/0	0/0	0 6
Browns	20	6	11	3	18/18	30/36	2 232
Opponents	42	16	19	7	41/41	19/28	0 350

SACKS: S.Rogers 4.5, K.Wimbley 4.0, A.Hall 3.0, D.Jackson 2.0, B.Pool 1.0, W.McGinest 1.0, N.Sorensen 0.5, C.Williams 0.5, S.Thomas 0.5 **Browns: 17.0, Opponents: 24.0**

RUSHING	NO	YDS	AVG	LG	TD
Lewis, Jamal	279	1,002	3.6	29	4
Harrison, Jerome	34	246	7.2	72t	1
Cribbs, Joshua	29	167	5.8	27	1
Wright, Jason	23	85	3.7	11	0
Anderson, Derek	25	55	2.2	15	0
Vickers, Lawrence	10	31	3.1	10	0
Quinn, Brady	5	21	4.2	12	0
Gradkowski, Bruce	1	2	2.0	2	0
Dorsey, Ken	2	0	0.0	0	0
Stallworth, Donte'	1	-4	-4.0	-4	0
Browns	409	1,605	3.9	72t	6
Opponents	541	2,431	4.5	60	16

RECEIVING	NO	YDS	AVG	LG	TD
Edwards, Braylon	55	873	15.9	70	3
Winslow, Kellen	43	428	10.0	30	3
Heiden, Steve	23	249	10.8	51	0
Lewis, Jamal	23	178	7.7	18	0
Wright, Jason	22	156	7.1	17	1
Steptoe, Syndric	19	182	9.6	53	0
Stallworth, Donte'	17	170	10.0	19	1
Harrison, Jerome	12	116	9.7	23	1
Vickers, Lawrence	10	78	7.8	21	0
Dinkins, Darnell	5	41	8.2	22t	1
Ali, Charles	4	13	3.3	12	0
Cribbs, Joshua	2	18	9.0	17	1
Rucker, Martin	2	17	8.5	9	0
Sanders, Steve	1	18	18.0	18	0
Browns	238	2,537	10.7	70	11
Opponents	286	3,363	11.8	93t	19

INTERCEPTIONS	NO	YDS	AVG	LG	TD
McDonald, Brandon	5	146	29.2	98	1
Jones, Sean	4	27	6.8	20	0
Wright, Eric	3	131	43.7	94t	1
Pool, Brodney	3	45	15.0	24	0
Jackson, D'Qwell	3	29	9.7	16	0
Adams, Mike	2	18	9.0	18	0
Cousin, Terry	1	4	4.0	4	0
Davis, Andra	1	4	4.0	4	0
Wimbley, Kameron	1	2	2.0	2	0
Browns	23	406	17.7	98	2
Opponents	20	381	19.1	50t	5

PUNTING	NO	YDS	AVG	NET	TB	IN	LG	B
Zastudil, Dave	75	3,410	45.5	39.4	11	23	65	0
Dawson, Phil	1	33	33.0	33.0	0	1	33	0
Browns	76	3,443	45.3	39.3	11	24	65	0
Opponents	59	2,403	40.7	34.1	7	18	59	0

PUNT RETURNS	NO	FC	YDS	AVG	LG	TD
Cribbs, Joshua	28	7	228	8.1	32	0
Steptoe, Syndric	2	0	23	11.5	14	0
Browns	30	7	251	8.4	32	0
Opponents	32	7	235	7.3	44	0

KICKOFF RETURNS	NO	YDS	AVG	LG	TD
Cribbs, Joshua	44	1,110	25.2	92t	1
Dinkins, Darnell	3	37	12.3	14	0
Lawson, Gerard	3	72	24.0	43	0
Steptoe, Syndric	3	61	20.3	23	0
Ali, Charles	1	10	10.0	10	0
Cieslak, Brad	1	7	7.0	7	0
McKinney, Seth	1	0	0.0	0	0
Sowells, Isaac	1	0	0.0	0	0
Wright, Jason	1	15	15.0	15	0
Browns	58	1,312	22.6	92t	1
Opponents	53	1,228	23.2	98t	1

FIELD GOALS	1-19	20-29	30-39	40-49	50+	TOT
Dawson, Phil	0/0	10/10	12/14	5/6	3/6	30/36
Browns	0/0	10/10	12/14	5/6	3/6	30/36
Opponents	0/0	4/4	10/13	4/9	1/2	19/28

	TD	TD%	INT	INT%	LG	TKLD	RATING
Anderson, Derek	9	3.2	8	2.8	70	14/ 87	66.5
Dorsey, Ken	0	0.0	7	7.7	28	5/ 43	26.4
Quinn, Brady	2	2.2	2	2.2	42	1/ 9	66.6
Gradkowski, Bruce	0	0.0	3	14.3	12	4/ 18	28.8
Cribbs, Joshua	0	0.0	0	0.0	8	0/ 0	39.6
Browns	11	2.3	20	4.1	70	24/ 157	54.8
Opponents	19	4.3	23	5.2	93t	17/ 90	79.7

STAFF
PLAYERS
2021 SEASON
HISTORY
RECORDS
GAME DAY

2009 (5-11)

STAFF

COACH: Eric Mangini
DIVISION FINISH: 4th AFC North
2009 USUAL STARTING LINEUPS

OFFENSE		DEFENSE	
WR 16	Joshua Cribbs	LE 90	Kenyon Coleman
LT 73	Joe Thomas	NT 92	Shaun Rogers
LG 65	Eric Steinbach	RE 98	Robaire Smith
C 55	Alex Mack	OLB 95	Kameron Wimbley
RG 77	Floyd Womack	ILB 96	David Bowens
RT 78	John St. Clair	ILB 50	Eric Barton
TE 84	Robert Royal	93	Jason Trusnik
WR 11	Mohamed Massaquoi	OLB 96	David Bowens
QB 10	Brady Quinn	LCB 24	Eric Wright
3	Derek Anderson	RCB 22	Brandon McDonald
RB 31	Jamal Lewis	20	Mike Adams
35	Jerome Harrison	S 21	Brodney Pool
FB 47	Lawrence Vickers	S 26	Abram Elam

RADIO ANNOUNCERS:
 Jim Donovan, Doug Dieken (WMMS 100.7 FM, WTAM 1100 AM)

PLAYERS

DATE	RESULT	OPPONENT	ATT
9/13	L, 20-34	Minnesota Vikings	70,560
9/20	L, 6-27	at Denver Broncos	73,931
9/27	L, 3-34	at Baltimore Ravens	70,950
10/4	L, 20-23 (OT)	Cincinnati Bengals	69,844
10/11	W, 6-3	at Buffalo Bills	70,526
10/18	L, 14-27	at Pittsburgh Steelers	64,398
10/25	L, 3-31	Green Bay Packers	69,797
11/1	L, 6-30	at Chicago Bears	62,262
11/16	L, 0-16	Baltimore Ravens	69,023
11/22	L, 37-38	at Detroit Lions	43,170
11/29	L, 7-16	at Cincinnati Bengals	64,553
12/6	L, 23-30	San Diego Chargers	67,978
12/10	W, 13-6	Pittsburgh Steelers	69,009
12/20	W, 41-34	at Kansas City Chiefs	53,315
12/27	W, 23-9	Oakland Raiders	67,964
1/3	W, 23-17	Jacksonville Jaguars	66,935

TEAM STATISTICS	BROWNS	OPPONENT
Total First Downs	237	336
Rushing	102	120
Passing	118	189
Penalty	17	27
3rd Down: Made/Att	76/233	86/221
3rd Down Pct.	32.6	38.9
4th Down: Made/Att	10/15	10/20
4th Down Pct.	66.7	50.0
Possession Avg.	28:28	31:32
Total Net Yards	4,163	6,229
Avg. Per Game	260.2	389.3
Total Plays	971	1,072
Avg. Per Play	4.3	5.8
Net Yards Rushing	2,087	2,314
Avg. Per Game	130.4	144.6
Total Rushes	498	506
Net Yards Passing	2,076	3,915
Avg. Per Game	129.8	244.7
Sacked/Yards Lost	30/179	40/234
Gross Yards	2,255	4,149
Att./Completions	443/219	526/313
Completion Pct.	49.4	59.5
Had Intercepted	18	10
Punts/Average	94/42.3	77/43.1
Net Punting Avg.	94/37.8	77/35.4
Penalties/Yards	77/678	101/812
Fumbles/Ball Lost	21/13	17/9
Touchdowns	25	41
Rushing	10	15
Passing	11	22
Returns	4	4

SCORE BY PERIODS	1ST	2ND	3RD	4TH	OT	TOT
Browns	66	70	46	63	0	245
Opponents	65	132	87	88	3	375

SCORING	TD	RU	PA	RT	PAT	FG	2PT	PTS
Dawson, Phil	0	0	0	0	18/19	17/19	0	69
Harrison, Jerome	7	5	2	0	0/0	0/0	0	46
Cribbs, Joshua	6	1	1	4	0/0	0/0	0	36
Cundiff, Billy	0	0	0	0	4/4	6/6	0	22

2021 SEASON

HISTORY

RECORDS

GAME DAY

Massaquoi, Mohamed	3	0	3	0	0/0	0/0	0	18
Anderson, Derek	2	2	0	0	0/0	0/0	0	12
Stuckey, Chansi	1	0	1	0	0/0	0/0	0	6
Gaines, Michael	1	0	1	0	0/0	0/0	0	6
Heiden, Steve	1	0	1	0	0/0	0/0	0	6
Jennings, Chris	1	1	0	0	0/0	0/0	0	6
Quinn, Brady	1	1	0	0	0/0	0/0	0	6
Royal, Robert	1	0	1	0	0/0	0/0	0	6
Vickers, Lawrence	1	0	1	0	0/0	0/0	0	6
Lewis, Jamal	0	0	0	0	0/0	0/0	1	2
Browns	25	10	11	4	22/23	23/25	1	245
Opponents	41	15	22	4	39/41	30/36	0	375

SACKS: K.Wimbley 6.5, D.Bowens 5.5, M.Roth 4.0, C.Williams 4.0, M.Benard 3.5, J.Trusnik 2.5, K.Maiava 2.5, S.Rogers 2.0, R.Smith 1.5, B.Schaefering 1.5, K.Coleman 1.5, H.Poteat 1.0, M.Adams 1.0, B.Pool 1.0, A.Elam 1.0, B.McDonald 1.0 **Browns: 40.0, Opponents: 30.0**

RUSHING	NO	YDS	AVG	LG	TD
Harrison, Jerome	194	862	4.4	71	5
Lewis, Jamal	143	500	3.5	18	0
Cribbs, Joshua	55	381	6.9	37	1
Jennings, Chris	63	220	3.5	16	1
Quinn, Brady	20	98	4.9	24	1
Davis, James	9	15	1.7	5	0
Anderson, Derek	10	8	0.8	3	2
Stuckey, Chansi	2	6	3.0	6	0
Hodges, Reggie	1	0	0.0	0	0
Massaquoi, Mohamed	1	-3	-3.0	-3	0
Browns	498	2,087	4.2	71	10
Opponents	506	2,314	4.6	64	15

RECEIVING	NO	YDS	AVG	LG	TD
Massaquoi, Mohamed	34	624	18.4	59	3
Harrison, Jerome	34	220	6.5	18	2
Furrey, Mike	23	170	7.4	22	0
Cribbs, Joshua	20	135	6.8	35	1
Stuckey, Chansi	19	198	10.4	40	1
Moore, Evan	12	158	13.2	24	0
Royal, Robert	11	134	12.2	29	1
Edwards, Braylon	10	139	13.9	24	0
Heiden, Steve	10	73	7.3	14	1
Jennings, Chris	9	56	6.2	19	0
Lewis, Jamal	8	88	11.0	19	0
Vickers, Lawrence	8	27	3.4	12	1
Robiskie, Brian	7	106	15.1	43	1
Gaines, Michael	5	59	11.8	24	0
Estandia, Greg	4	45	11.3	18	0
Davis, James	4	5	1.3	2	0
Quinn, Brady	1	18	18.0	18	0
Browns	219	2,255	10.3	59	11
Opponents	313	4,149	13.3	75	22

INTERCEPTIONS	NO	YDS	AVG	LG	TD
Wright, Eric	4	74	18.5	47	0
Pool, Brodney	4	33	8.3	32	0
McDonald, Brandon	1	39	39.0	39	0
Bowens, David	1	15	15.0	15	0
Browns	10	161	16.1	47	0
Opponents	18	281	15.6	48	2

PUNTING	NO	YDS	AVG	NET	TB	IN	LG	B
Hodges, Reggie	45	1,789	39.8	36.4	3	15	54	0
Zastudil, Dave	49	2,188	44.7	39.1	5	25	60	0
Browns	94	3,977	42.3	37.8	8	40	60	0
Opponents	77	3,322	43.1	35.4	7	26	66	0

PUNT RETURNS	NO	FC	YDS	AVG	LG	TD
Cribbs, Joshua	38	3	452	11.9	67	1
Lawson, Gerard	1	0	4	4.0	4	0
Browns	39	3	456	11.7	67	1
Opponents	40	21	262	6.6	36	0

KICKOFF RETURNS	NO	YDS	AVG	LG	TD
Cribbs, Joshua	56	1,542	27.5	103	3
Lawson, Gerard	5	43	8.6	13	0
Harrison, Jerome	3	55	18.3	39	0
Elam, Abram	1	0	0.0	0	0
Estandia, Greg	1	9	9.0	9	0
Furrey, Mike	1	12	12.0	12	0
Trusnik, Jason	1	9	9.0	9	0
Vickers, Lawrence	1	0	0.0	0	0
Browns	69	1,670	24.2	103	3
Opponents	52	984	18.9	46	0

FIELD GOALS	1-19	20-29	30-39	40-49	50+	TOT
Dawson, Phil	0/0	7/7	5/5	5/6	0/1	17/19
Cundiff, Billy	1/1	4/4	1/1	0/0	0/0	6/6
Browns	1/1	11/11	6/6	5/6	0/1	23/25
Opponents	1/1	7/8	15/18	5/6	2/3	30/36

PASSING	ATT	CMP	YDS	PCT	AVIAT	TD	TD%	INT	INT%	LG	TKLD	RATING
Quinn, Brady	256	136	1,339	53.1	5.23	8	3.1	7	2.7	59	19/104	67.2
Anderson, Derek	182	81	888	44.5	4.88	3	1.6	10	5.5	43	11/75	42.1
Cribbs, Joshua	4	1	18	25.0	4.50	0	0.0	1	25.0	18	0/0	6.3
Dawson, Phil	1	1	10	100.0	10.00	0	0.0	0	0.0	10	0/0	108.3
Browns	443	219	2,255	49.4	5.09	11	2.5	18	4.1	59	30/179	55.8
Opponents	526	313	4,149	59.5	7.89	22	4.2	10	1.9	75	40/234	90.6

2010 (5-11)

COACH: Eric Mangini
DIVISION FINISH: 3rd AFC North
2010 USUAL STARTING LINEUPS

OFFENSE		DEFENSE	
WR 11	Mohamed Massaquoi	LE 90	Kenyon Coleman
LT 73	Joe Thomas	NT 71	Ahyba Rubin
LG 65	Eric Steinbach	RE 91	Brian Schaefering
C 55	Alex Mack	OLB 53	Matt Roth
RG 77	Floyd Womack	ILB 51	Chris Gocong
RT 78	John St. Clair	ILB 50	Eric Barton
TE 82	Benjamin Watson	OLB 99	Scott Fujita
WR 80	Brian Robiskie	LCB 21	Eric Wright
QB 12	Colt McCoy	RCB 24	Sheldon Brown
RB 40	Peyton Hillis	S 43	T.J. Ward
FB 47	Lawrence Vickers	S 26	Abram Elam

RADIO ANNOUNCERS:
 Jim Donovan, Doug Dieken (WMMS 100.7 FM, WTAM 1100 AM)

DATE	RESULT	OPPONENT	ATT
9/12	L, 14-17	at Tampa Bay Buccaneers	47,211
9/19	L, 14-16	Kansas City Chiefs	65,377
9/26	L, 17-24	at Baltimore Ravens	71,119
10/3	W, 23-20	Cincinnati Bengals	66,731
10/10	L, 10-20	Atlanta Falcons	65,290
10/17	L, 10-28	at Pittsburgh Steelers	65,168
10/24	W, 30-17	at New Orleans Saints	70,077
11/7	W, 34-14	New England Patriots	66,292
11/14	L, 20-26 (OT)	New York Jets	67,449
11/21	L, 20-24	at Jacksonville Jaguars	62,254
11/28	W, 24-23	Carolina Panthers	64,463
12/5	W, 13-10	at Miami Dolphins	65,942
12/12	L, 6-13	at Buffalo Bills	50,861
12/19	L, 17-19	at Cincinnati Bengals	56,342
12/26	L, 10-20	Baltimore Ravens	65,028
1/2	L, 9-41	Pittsburgh Steelers	68,303

TEAM STATISTICS	BROWNS	OPPONENT
Total First Downs	265	317
Rushing	87	102
Passing	154	195
Penalty	24	20
3rd Down: Made/Att	75/202	96/224
3rd Down Pct.	37.1	42.9
4th Down: Made/Att	5/7	11/15
4th Down Pct.	71.4	73.3
Possession Avg.	27:55	32:05
Total Net Yards	4,635	5,601
Avg. Per Game	269.7	350.1
Total Plays	927	1,041
Avg. Per Play	5.0	5.4
Net Yards Rushing	1,646	2,070
Avg. Per Game	102.9	129.4
Total Rushes	413	505
Net Yards Passing	2,989	3,531
Avg. Per Game	186.8	220.7
Sacked/Yards Lost	36/214	29/178
Gross Yards	3,203	3,709
Att./Completions	478/296	507/309
Completion Pct.	61.9	60.9
Had Intercepted	18	19
Punts/Average	78/43.9	64/44.0
Net Punting Avg.	39.0	37.8
Penalties/Yards	78/675	85/741
Fumbles/Ball Lost	29/11	16/9
Touchdowns	29	36
Rushing	13	7
Passing	13	26
Returns	3	3

SCORE BY PERIODS	1ST	2ND	3RD	4TH	OT	TOT
Browns	77	91	37	66	0	271
Opponents	40	134	47	105	6	332

SCORING	TD	RU	PA	RT	PAT	FG	2PT	PTS
Dawson, Phil	0	0	0	0	28/28	23/28	0	97
Hillis, Peyton	13	11	2	0	0/0	0/0	0	78
Robiskie, Brian	3	0	3	0	0/0	0/0	0	18
Watson, Benjamin	3	0	3	0	0/0	0/0	0	18
Massaquoi, Mohamed	2	0	2	0	0/0	0/0	0	12
Bowens, David	2	0	0	2	0/0	0/0	0	12
Royal, Robert	1	0	1	0	0/0	0/0	0	6
McCoy, Colt	1	0	1	0	0/0	0/0	0	6
Cribbs, Joshua	1	0	1	0	0/0	0/0	0	6

PASSING	ATT	CMP	YDS	PCT	AVI/AT	TD	TD%	INT	INT%	LG	TKLD	RATING
McCoy, Colt	222	135	1,576	60.8	7.1	6	2.7	9	4.1	47	23/132	74.5
Delhomme, Jake	149	93	872	62.4	5.9	2	1.3	7	4.7	49	6/49	63.4
Wallace, Seneca	101	64	694	63.4	6.9	4	4.0	2	2.0	65t	6/33	88.5
Massaquoi, Mohamed	1	1	29	100.0	29.0	1	100.0	0	0.0	29t	0/0	158.3
Cribbs, Joshua	3	2	19	66.7	6.3	0	0.0	0	0.0	10	1/0	84.0
Hillis, Peyton	2	1	13	50.0	6.5	0	0.0	0	0.0	13	0/0	73.2
Browns	478	296	3,203	61.9	6.7	13	2.7	18	3.8	65t	36/214	75.0
Opponents	507	309	3,709	60.9	7.3	26	5.1	19	3.7	78t	29/178	84.8

Elam, Abram	1	0	0	1	0/0	0/0	0	6
Stuckey, Chansi	1	1	0	0	0/0	0/0	0	6
Moore, Evan	1	0	1	0	0/0	0/0	0	6
Browns	29	13	13	3	28/28	23/28	0	271
Opponents	36	7	26	3	35/35	27/36	0	332

SACKS: M. Benard 7.5, S. Fujita 3.5, M. Roth 3.5, K. Coleman 2.5, A. Rubin 2.0, A. Elam 2.0, S. Rogers 2.0, C. Gocong 2.0, M. Adams 1.0, J. Trusnik 1.0, J. Haden 1.0, D. Bowens 0.5, D. Robinson 0.5 **Browns: 29.0, Opponents: 36.0**

RUSHING	NO	YDS	AVG	LG	TD
Hillis, Peyton	270	1,177	4.4	48	11
McCoy, Colt	28	136	4.9	18	1
Harrison, Jerome	31	91	2.9	39	0
Bell, Mike	31	71	2.3	11	0
Hodges, Reggie	1	68	68.0	68	0
Cribbs, Joshua	20	66	3.3	19	0
Vickers, Lawrence	5	11	2.2	3	0
Wallace, Seneca	7	9	1.3	6	0
Davis, James	4	9	2.3	4	0
Stuckey, Chansi	3	9	3.0	11t	1
Mitchell, Carlton	1	9	9.0	9	0
Clayton, Thomas	1	0	0.0	0	0
Watson, Benjamin	1	-1	-1.0	-1	0
Delhomme, Jake	8	-2	-0.3	2	0
Massaquoi, Mohamed	1	-3	-3.0	-3	0
Figurs, Yaron	1	-4	-4.0	-4	0
Browns	413	1,646	4.0	68	13
Opponents	505	2,070	4.1	55	7

RECEIVING	NO	YDS	AVG	LG	TD
Watson, Benjamin	68	763	11.2	44	3
Hillis, Peyton	61	477	7.8	47	2
Stuckey, Chansi	40	346	8.7	25	0
Massaquoi, Mohamed	36	483	13.4	41t	2
Robiskie, Brian	29	310	10.7	46t	3
Cribbs, Joshua	23	292	12.7	65t	1
Moore, Evan	16	322	20.1	49	1
Bell, Mike	6	62	10.3	28	0
Royal, Robert	5	56	11.2	20t	1
Harrison, Jerome	4	42	10.5	23	0
Vickers, Lawrence	4	15	3.8	10	0
McCoy, Colt	1	13	13.0	13	0
Wallace, Seneca	1	9	9.0	9	0
Aiken, Sam	1	7	7.0	7	0
Smith, Alex	1	6	6.0	6	0
Browns	296	3,203	10.8	65t	13
Opponents	309	3,709	12.0	78t	26

INTERCEPTIONS	NO	YDS	AVG	LG	TD
Haden, Joe	6	101	16.8	62	0
Bowens, David	2	94	47.0	64t	2
Adams, Mike	2	51	25.5	26	0
Ward, T.J.	2	39	19.5	23	0
Elam, Abram	2	18	9.0	18	0
Brown, Sheldon	2	0	0.0	0	0
Fujita, Scott	1	16	16.0	16	0
Rubin, Ahyba	1	1	1.0	1	0
Wright, Eric	0	0	0.0	0	0
Browns	19	320	16.8	64t	2
Opponents	18	267	14.8	64	3

PUNTING	NO	YDS	AVG	NET	5	IN	LG	B
Hodges, Reggie	78	3,424	43.9	39.0	5	29	59	0
Browns	78	3,424	43.9	39.0	5	29	59	0
Opponents	64	2,817	44.0	37.8	8	27	61	0

PUNT RETURNS	NO	FC	YDS	AVG	LG	TD
Cribbs, Joshua	20	6	168	8.4	17	0
Stuckey, Chansi	2	3	5	2.5	5	0
Wright, Eric	0	0	62	0	62	0
Smith, Clifton	0	2	0	0	0	0
Browns	22	11	235	10.7	62	0
Opponents	40	13	285	7.1	33	0

KICKOFF RETURNS	NO	YDS	AVG	LG	TD
Cribbs, Joshua	40	814	20.4	37	0
Smith, Clifton	5	92	18.4	26	0
Bell, Mike	5	55	11.0	31	0
Haden, Joe	4	96	24.0	32	0
Ventronne, Ray	4	47	11.8	17	0
Harrison, Jerome	4	32	8.0	10	0
Benard, Marcus	4	26	6.5	11	0
Vickers, Lawrence	1	13	6.5	10	0
Davis, James	1	11	11.0	11	0
Gocong, Chris	1	5	5.0	5	0
Browns	70	1,191	17.0	37	0
Opponents	54	959	17.8	32	0

FIELD GOALS	1-19	20-29	30-39	40-49	50+	TOT
Dawson, Phil	3/3	7/7	10/10	3/5	0/3	23/28
Browns	3/3	7/7	10/10	3/5	0/3	23/28
Opponents	1/1	11/12	6/7	8/14	1/2	27/36

STAFF
PLAYERS
2021 SEASON
HISTORY
RECORDS
GAME DAY

2011 (4-12)

COACH: Pat Shurmur
DIVISION FINISH: 4th AFC North
2011 USUAL STARTING LINEUPS

OFFENSE		DEFENSE	
WR 11	Mohamed Massaquoi	LE 97	Jabaal Sheard
LT 73	Joe Thomas	DT 98	Phil Taylor
LG 62	Jason Pinkston	DT 71	Ahtyba Rubin
C 55	Alex Mack	RE 92	Jayme Mitchell
RG 66	Shawn Lauvaq	SLB 99	Scott Fujita
RT 79	Tony Pashos	MLB 52	D'Qwell Jackson
TE 82	Benjamin Watson	WLB 51	Chris Gocong
WR 15	Greg Little	LCB 23	Joe Haden
QB 12	Colt McCoy	RCB 24	Sheldon Brown
RB 40	Peyton Hillis	FS 20	Mike Adams
WR 16	Joshua Cribbs	SS 43	T.J. Ward
			Usama Young

RADIO ANNOUNCERS:
 Jim Donovan, Doug Dieken (WMMS 100.7 FM, WTAM 1100 AM)

DATE	RESULT	OPPONENT	ATT
9/11	L, 17-27	Cincinnati Bengals	67,321
9/18	W, 27-19	at Indianapolis Colts	65,035
9/25	W, 17-16	Miami Dolphins	66,651
10/2	L, 13-31	Tennessee Titans	66,240
10/16	L, 17-24	at Oakland Raiders	57,300
10/23	W, 6-3	Seattle Seahawks	66,350
10/30	L, 10-20	at San Francisco 49ers	69,732
11/6	L, 12-30	at Houston Texans	71,511
11/13	L, 12-13	St. Louis Rams	64,900
11/20	W, 14-10	Jacksonville Jaguars	63,498
11/27	L, 20-23	at Cincinnati Bengals	48,260
12/4	L, 10-24	Baltimore Ravens	63,648
12/6	L, 3-14	at Pittsburgh Steelers	60,754
12/18	L, 17-20 (OT)	at Arizona Cardinals	71,083
12/24	L, 14-20	at Baltimore Ravens	68,266
1/1	L, 9-13	Pittsburgh Steelers	

TEAM STATISTICS	BROWNS	OPPONENT
Total First Downs	278	301
Rushing	77	124
Passing	173	149
Penalty	28	28
3rd Down: Made/Att	92/238	95/230
3rd Down Pct.	38.7	41.3
4th Down: Made/Att	10/18	6/14
4th Down Pct.	55.6	42.9
Possession Avg.	29:07	30:53
Total Net Yards	4,621	5,318
Avg. Per Game	288.8	332.4
Total Plays	1,024	1,035
Avg. Per Play	4.5	5.1
Net Yards Rushing	1,531	2,359
Avg. Per Game	95.7	147.4
Total Rushes	415	534
Net Yards Passing	3,090	2,959
Avg. Per Game	193.1	184.9
Sacked/Yards Lost	39/210	32/199
Gross Yards	3,300	3,158
Att./Completions	570/320	469/265
Completion Pct.	56.1	56.5
Had Intercepted	13	9
Punts/Average	89/40.1	76/46.1
Net Punting Avg.	36.3	37.9
Penalties/Yards	95/847	90/726
Fumbles/Ball Lost	22/6	20/11
Touchdowns	21	31
Rushing	4	12
Passing	16	16
Returns	1	3

SCORE BY PERIODS	1ST	2ND	3RD	4TH	OT	TOT
Browns	26	83	35	74	0	218
Opponents	82	94	62	66	3	307

SCORING	TD	RU	PA	RT	PAT	FG	2PT	PTS
Dawson, Phil	0	0	0	0	20/20	24/29	0	92
Cribbs, Joshua	5	0	4	1	0/0	0/0	0	30
Moore, Evan	4	0	4	0	0/0	0/0	0	24

Hillis, Peyton	3	3	0	0	0/0	0/0	0	18
Little, Greg	2	0	2	0	0/0	0/0	0	12
Massaquoi, Mohamed	2	0	2	0	0/0	0/0	0	12
Watson, Benjamin	2	0	2	0	0/0	0/0	0	12
Norwood, Jordan	1	0	1	0	0/0	0/0	0	6
Ogbonnaya, Chris	1	1	0	0	0/0	0/0	0	6
Smith, Alex	1	0	1	0	0/0	0/0	0	6
Browns	21	4	16	1	20/20	24/29	0	218
Opponents	31	12	16	3	31/31	30/34	0	307

SACKS: J. Sheard 8.5, A. Rubin 5.0, P. Taylor 4.0, D. Jackson 3.5, C. Gocong 3.5, J. Mitchell 1.5, S. Paxson 1.0, T. Brown 1.0, J. Haden 1.0, T. Ward 1.0, T. Team 1.0, M. Benard 0.5, B. Schaefering 0.5
Browns: 32.0, Opponents: 39.0

RUSHING	NO	YDS	AVG	LG	TD
Hillis, Peyton	161	587	3.6	24t	3
Ogbonnaya, Chris	73	334	4.6	40	1
Hardesty, Montario	88	266	3.0	19	0
McCoy, Colt	61	212	3.5	20	0
Wallace, Seneca	7	70	10.0	27	0
Cribbs, Joshua	7	25	3.6	15	0
Little, Greg	3	15	5.0	13	0
Clayton, Thomas	8	12	1.5	4	0
Mareic, Owen	4	8	2.0	3	0
Smith, Armond	3	2	0.7	6	0
Browns	415	1,531	3.7	40	4
Opponents	534	2,359	4.4	67	12

RECEIVING	NO	YDS	AVG	LG	TD
Little, Greg	61	709	11.6	76t	2
Cribbs, Joshua	41	518	12.6	45t	4
Watson, Benjamin	37	410	11.1	34t	2
Moore, Evan	34	324	9.5	33	4
Massaquoi, Mohamed	31	384	12.4	56	2
Norwood, Jordan	23	268	11.7	51	1
Ogbonnaya, Chris	23	165	7.2	19	0
Hillis, Peyton	22	130	5.9	52	0
Smith, Alex	14	131	9.4	20	1
Hardesty, Montario	14	122	8.7	27	0
Cameron, Jordan	6	33	5.5	15	0
Mareic, Owen	5	31	6.2	11	0
Mitchell, Carlton	3	31	10.3	19	0
Robiskie, Brian	3	25	8.3	14	0
Wallace, Seneca	1	21	21.0	21	0
Clayton, Thomas	1	3	3.0	3	0
McCoy, Colt	1	-5	-5.0	-5	0
Browns	320	3,300	10.3	76t	16
Opponents	265	3,158	11.9	80t	16

INTERCEPTIONS	NO	YDS	AVG	LG	TD
Adams, Mike	3	33	11.0	29	0
Brown, Sheldon	2	0	0.0	0	0
Young, Usama	1	28	28.0	28	0
Jackson, D'Qwell	1	24	24.0	24	0
Skrine, Buster	1	5	5.0	5	0
Fujita, Scott	1	3	3.0	3	0
Browns	9	93	10.3	29	0
Opponents	13	241	18.5	97t	1

PUNTING	NO	YDS	AVG	NET	TB	IN	LG	B
Maynard, Brad	81	3,282	40.5	36.7	1	32	63	0
McGee, Richmond	8	288	36.0	31.6	1	0	48	0
Browns	89	3,570	40.1	36.3	2	32	63	0
Opponents	76	3,505	46.1	37.9	10	19	67	0

PUNT RETURNS	NO	FC	YDS	AVG	LG	TD
Cribbs, Joshua	34	8	388	11.4	84t	1
Norwood, Jordan	4	1	35	8.8	14	0
Browns	38	9	423	11.1	84t	1
Opponents	26	28	303	11.7	68t	1

KICKOFF RETURNS	NO	YDS	AVG	LG	TD
Cribbs, Joshua	39	974	25.0	63	0
Mareic, Owen	4	46	11.5	13	0
Skrine, Buster	3	72	24.0	32	0
Adams, Mike	2	42	21.0	30	0
Browns	48	1,134	23.6	63	0
Opponents	46	1,055	22.9	101t	1

FIELD GOALS	1-19	20-29	30-39	40-49	50+	TOT
Dawson, Phil	0/0	7/9	3/4	7/8	7/8	24/29
Browns	0/0	7/9	3/4	7/8	7/8	24/29
Opponents	1/1	14/14	6/7	7/9	2/3	30/34

PASSING	ATT	CMP	YDS	PCT	AV/AT	TD	TD%	INT	INT%	LG	TKLD	RATNG
McCoy, Colt	463	265	2,733	57.2	5.9	14	3.0	11	2.4	56	32/173	74.6
Wallace, Seneca	107	55	567	51.4	5.3	2	1.9	2	1.9	76t	6/30	65.5
Cribbs, Joshua	0	0	0	0.0	0.0	0	0.0	0	0.0	0	1/7	0.0
Browns	570	320	3,300	56.1	5.8	16	2.8	13	2.3	76t	39/210	72.8
Opponents	469	265	3,158	56.5	6.7	16	3.4	9	1.9	80t	32/199	80.6

2012 (5-11)

COACH: Pat Shurmur
DIVISION FINISH: 4th AFC North
2012 USUAL STARTING LINEUPS

OFFENSE		DEFENSE	
WR 15	Greg Little	LE 97	Jabaal Sheard
LT 73	Joe Thomas	DT 98	Phil Taylor
LG 77	John Greco	DT 71	Ahtyba Rubin
C 55	Alex Mack	RE 92	Frostee Rucker
RG 66	Shawn Lauvaio	SLB 50	James-Michael Johnson
RT 72	Mitchell Schwartz	MLB 52	D'Qwell Jackson
TE 82	Benjamin Watson	WLB 56	Kaluka Maivaia
WR 13	Josh Gordon	LCB 23	Joe Haden
QB 3	Brandon Weeden	RCB 24	Sheldon Brown
RB 33	Trent Richardson	FS 28	Usama Young
TE 84	Jordan Cameron	SS 43	T.J. Ward

RADIO ANNOUNCERS:
 Jim Donovan, Doug Dieken (WMMS 100.7 FM, WTAM 1100 AM)

DATE	RESULT	OPPONENT	ATT
9/9	L, 16-17	Philadelphia Eagles	68,693
9/16	L, 27-34	at Cincinnati Bengals	63,036
9/23	L, 14-24	Buffalo Bills	69,353
9/27	L, 16-23	at Baltimore Ravens	70,944
10/7	L, 27-41	at New York Giants	79,911
10/14	W, 34-24	Cincinnati Bengals	67,060
10/21	L, 13-17	at Indianapolis Colts	64,560
10/28	W, 7-6	San Diego Chargers	65,337
11/4	L, 15-25	Baltimore Ravens	65,449
11/18	L, 20-23 (OT)	at Dallas Cowboys	81,936
11/25	W, 20-14	Pittsburgh Steelers	69,661
12/2	W, 20-17	at Oakland Raiders	43,641
12/9	W, 30-7	Kansas City Chiefs	62,422
12/16	L, 21-38	Washington Redskins	65,083
12/23	L, 12-34	at Denver Broncos	76,351
12/30	L, 10-24	at Pittsburgh Steelers	51,831

TEAM STATISTICS	BROWNS	OPPONENT
Total First Downs	279	345
Rushing	71	104
Passing	185	203
Penalty	23	38
3rd Down: Made/Att	67/218	85/223
3rd Down Pct.	30.7	38.1
4th Down: Made/Att	7/16	7/11
4th Down Pct.	43.8	63.6
Possession Avg.	27:59	32:01
Total Net Yards	5,028	5,821
Avg. Per Game	314.3	363.8
Total Plays	998	1,095
Avg. Per Play	5.0	5.3
Net Yards Rushing	1,593	1,898
Avg. Per Game	99.6	118.6
Total Rushes	396	457
Net Yards Passing	3,435	3,923
Avg. Per Game	214.7	245.2
Sacked/Yards Lost	36/233	38/233
Gross Yards	3,668	4,156
Att./Completions	566/328	600/378
Completion Pct.	58.0	63.0
Had Interced	18	17
Punts/Average	90/41.8	88/46.0
Net Punting Avg.	90/37.1	88/37.0
Penalties/Yards	113/1,005	120/1008
Fumbles/Ball Lost	22/8	25/12
Touchdowns	31	44
Rushing	12	14
Passing	16	27
Returns	3	3

SCORE BY PERIODS	1ST	2ND	3RD	4TH	OT	TOT
Browns	50	89	69	94	0	302
Opponents	84	96	75	110	3	368

SCORING	TD	RU	PA	RT	PAT	FG	2PT	PTS
Dawson, Phil	0	0	0	0	29/29	29/31	0	116
Richardson, Trent	12	11	1	0	0/0	0/0	0	72
Gordon, Josh	5	0	5	0	0/0	0/0	0	30
Little, Greg	4	0	4	0	0/0	0/0	0	24
Benjamin, Travis	3	0	2	1	0/0	0/0	0	18

Watson, Benjamin	3	0	3	0	0/0	0/0	0	18
Brown, Sheldon	1	0	0	1	0/0	0/0	0	6
Cameron, Jordan	1	0	1	0	0/0	0/0	0	6
Hardesty, Montario	1	1	0	0	0/0	0/0	0	6
Jackson, D'Qwell	1	0	0	1	0/0	0/0	0	6
Browns	31	12	16	3	29/29	29/31	0	302
Opponents	44	14	27	3	42/42	20/24	0	368

SACKS: J. Sheard 7, J. Parker 6, F. Rucker 4, D. Jackson 3.5, J. Hughes 3.0, K. Maivaia 2.0, A. Rubin 2.0, U. Young 1.5, S. Brown 1.0, L.J. Fort 1.0, S. Fujita 1.0, C. Robertson 1.0, E. Stephens 1.0, P. Taylor 1.0, T.J. Ward 1.0, B. Winn 1.0, Team 1
Browns: 38.0, Opponents: 36.0

RUSHING	NO	YDS	AVG	LG	TD
Richardson, Trent	267	950	3.6	32t	11
Hardesty, Montario	65	271	4.2	25	1
Weeden, Brandon	27	111	4.1	25	0
Benjamin, Travis	6	66	11.0	35	0
Jackson, Brandon	8	54	6.8	25	0
Cribbs, Josh	6	42	7.0	16	0
Ventrono, Ray	1	35	35.0	35	0
Ogbonnaya, Chris	8	30	3.8	9	0
Little, Greg	2	15	7.5	17	0
McCoy, Colt	4	15	3.8	15	0
Lewis, Thaddeus	1	3	3.0	3	0
Norwood, Jordan	1	1	1.0	1	0
Browns	396	1,593	4.0	35	12
Opponents	457	1,898	4.2	80t	14

RECEIVING	NO	YDS	AVG	LG	TD
Little, Greg	53	647	12.2	43	4
Richardson, Trent	51	367	7.2	27	1
Gordon, Josh	50	805	16.1	71t	5
Watson, Benjamin	49	501	10.2	27	3
Ogbonnaya, Chris	24	187	7.8	38	0
Cameron, Jordan	20	226	11.3	28	1
Benjamin, Travis	18	296	16.6	69t	2
Massaquoi, Mohamed	17	254	14.9	54	0
Norwood, Jordan	13	137	10.5	27	0
Smith, Alex	13	47	3.6	17	0
Cooper, Josh	8	106	13.3	28	0
Cribbs, Josh	7	63	9.0	24	0
Jackson, Brandon	2	20	10.0	14	0
Hardesty, Montario	2	16	8.0	9	0
Smelley, Brad	1	3	3.0	3	0
Weeden, Brandon	0	-9	-9.0	-9	0
Browns	328	3,668	11.2	71t	16
Opponents	378	4,156	11.0	64t	27

INTERCEPTIONS	NO	YDS	AVG	LG	TD
Haden, Joe	3	64	21.3	50	0
Young, Usama	3	44	14.7	44	0
Brown, Sheldon	3	20	6.7	19t	1
Jackson, D'Qwell	2	31	15.5	27t	1
Robertson, Craig	2	1	0.5	1	0
Ward, T.J.	1	37	37.0	37	0
Gipson, Tashawn	1	23	23.0	23	0
Fort, L.J.	1	10	10.0	10	0
Winn, Billy	1	0	0.0	0	0
Browns	17	230	13.5	50	2
Opponents	18	296	16.4	63t	2

PUNTING	NO	YDS	AVG	NET	TB	IN	LG	B
Hodges, Reggie	90	3,766	41.8	37.1	4	29	58	0
Browns	90	3,766	41.8	37.1	4	29	58	0
Opponents	88	4,044	46.0	37.0	9	27	66	0

PUNT RETURNS	NO	FC	YDS	AVG	LG	TD
Cribbs, Joshua	38	8	457	12.0	60	0
Benjamin, Travis	3	1	149	49.7	93t	1
Browns	41	9	606	14.8	93t	1
Opponents	34	26	343	10.1	81t	1

KICKOFF RETURNS	NO	YDS	AVG	LG	TD
Cribbs, Joshua	43	1,178	27.4	74	0
Benjamin, Travis	3	76	25.3	29	0
Hagg, Eric	2	8	4.0	5	0
Johnson, James-Michael	1	0	0.0	0	0
Stephens, Emmanuel	1	7	7.0	7	0
Browns	50	1,269	25.4	74	0
Opponents	43	853	19.8	34	0

FIELD GOALS	1-19	20-29	30-39	40-49	50+	TOT
Dawson, Phil	0/0	8/9	8/9	6/6	7/7	29/31
Browns	0/0	8/9	8/9	6/6	7/7	29/31
Opponents	0/0	2/3	7/7	10/12	1/2	20/24

PASSING	ATT	CMP	YDS	PCT	AV/AT	TD	TD%	INT	INT%	LG	TKLD	RATNG
Weeden, Brandon	517	297	3,385	57.4	6.55	14	2.7	17	3.3	71t	28/186	72.6
Lewis, Thaddeus	32	22	204	68.8	6.38	1	3.1	1	3.1	23	3/14	83.3
McCoy, Colt	17	9	79	52.9	4.65	1	5.9	0	0.0	21	4/25	85.2
Browns	566	328	3,668	58.0	6.48	16	2.8	18	3.2	71t	36/233	73.5
Opponents	600	378	4,156	63.0	6.93	27	4.5	17	2.8	64t	38/233	86.6

2013 (4-12)

COACH: Rob Chudzinski
DIVISION FINISH: 4th AFC North
2013 USUAL STARTING LINEUPS

OFFENSE		DEFENSE	
WR 12 Josh Gordon	RE 92 Desmond Bryant		
LT 73 Joe Thomas	NT 98 Phil Taylor		
LG 77 John Greco	LE 71 Ahtyba Rubin		
C 55 Alex Mack	OLB 97 Jabaal Sheard		
RG 66 Shawn Lauvaio	ILB 53 Craib Robertson		
RT 72 Mitchell Schwartz	ILB 52 D'Qwell Jackson		
TE 84 Jordan Cameron	OLB 99 Paul Kruger		
WR 18 Greg Little	LCB 23 Joe Haden		
QB 17 Jason Campbell	RCB 22 Buster Skrine		
RB 26 Willis McGahee	FS 39 Tashaun Gipson		
FB 25 Chris Ogbonnaya	SS 43 T.J. Ward		
TE 82 Gary Barnidge			

RADIO ANNOUNCERS:
 Jim Donovan, Doug Dieken (92.3 The Fan WKRK-FM, ESPN 850 WKNR, WNCX 98.5 FM)

DATE	RESULT	OPPONENT	ATT
9/8	L, 10-23	Miami Dolphins	71,513
9/15	L, 6-14	at Baltimore Ravens	71,098
9/22	W, 31-27	at Minnesota Vikings	63,672
9/29	W, 17-6	Cincinnati Bengals	71,481
10/3	W, 37-24	Buffalo Bills	71,239
10/13	L, 17-31	Detroit Lions	71,513
10/20	L, 13-31	at Green Bay Packers	77,804
10/27	L, 17-23	at Kansas City Chiefs	74,307
11/3	W, 24-18	Baltimore Ravens	71,513
11/17	L, 20-41	at Cincinnati Bengals	63,866
11/24	L, 11-27	Pittsburgh Steelers	71,513
12/1	L, 28-32	Jacksonville Jaguars	69,854
12/8	L, 26-27	at New England Patriots	68,756
12/15	L, 31-38	Chicago Bears	71,513
12/22	L, 13-24	at New York Jets	76,957
12/29	L, 7-20	at Pittsburgh Steelers	56,361

TEAM STATISTICS	BROWNS	OPPONENT
Total First Downs	301	328
Rushing	77	103
Passing	200	197
Penalty	24	28
3rd Down: Made/Att	83/237	109/244
3rd Down Pct.	35.0	44.7
4th Down: Made/Att	14/31	4/9
4th Down Pct.	45.2	44.4
Possession Avg.	28:41	31:19
Total Net Yards	5,423	5,319
Avg. Per Game	338.9	332.4
Total Plays	1,078	1,107
Avg. Per Play	5.0	4.8
Net Yards Rushing	1,383	1,781
Avg. Per Game	86.4	111.3
Total Rushes	348	462
Net Yards Passing	4,040	3,538
Avg. Per Game	252.5	221.1
Sacked/Yards Lost	49/332	40/185
Gross Yards	4,372	3,723
Att./Completions	681/379	605/363
Completion Pct.	55.7	60.0
Had Intercepted	20	14
Punts/Average	86/43.2	88/43.7
Net Punting Avg.	86/37.6	88/37.6
Penalties/Yards	104/920	95/745
Fumbles/Ball Lost	17/9	13/7
Touchdowns	35	46
Rushing	4	13
Passing	26	29
Returns	5	4

SCORE BY PERIODS	1ST	2ND	3RD	4TH	OT	TOT
Browns	56	105	71	76	0	308
Opponents	67	121	73	145	0	406

SCORING	TD	RU	PA	RT	PAT	FG	2PT	PTS
Cundiff, Billy	0	0	0	0	32/32	21/26	0	95
Gordon, Josh	9	0	9	0	0/0	0/0	0	54
Cameron, Jordan	7	0	7	0	0/0	0/0	0	42
Bess, Davone	2	0	2	0	0/0	0/0	0	14
Baker, Edwin	2	2	0	0	0/0	0/0	0	12
Barnidge, Gary	2	0	2	0	0/0	0/0	0	12
Little, Greg	2	0	2	0	0/0	0/0	0	12
McGahee, Willis	2	2	0	0	0/0	0/0	0	12

PASSING	ATT	CMP	YDS	PCT	AVIAT	TD	3D	INT	INT%	LG	TKLD	RATING
Campbell, Jason	317	180	2,015	56.8	6.36	11	3.5	8	2.5	80t	16/104	76.9
Weeden, Brandon	267	141	1,731	52.8	6.48	9	3.4	9	3.4	95t	27/180	70.3
Hoyer, Brian	96	57	615	59.4	6.41	5	5.2	3	3.1	47t	6/48	82.6
Lanning, Spencer	1	1	11	100.0	11.00	1	100.0	0	0.0	11	0/0	152.1
Browns	681	379	4,372	55.7	6.42	26	3.8	20	2.9	95t	49/332	75.7
Opponents	605	363	3,723	60.0	6.15	29	4.8	14	2.3	50	40/185	84.1

Ogbonnaya, Chris	2	0	2	0	0/0	0/0	0	12
Ward, T.J.	2	0	0	2	0/0	0/0	0	12
Whittaker, Fozzy	2	0	2	0	0/0	0/0	0	12
Benjamin, Travis	1	0	0	1	0/0	0/0	0	6
Gipson, Tashaun	1	0	0	1	0/0	0/0	0	6
Haden, Joe	1	0	0	1	0/0	0/0	0	6
Lanning, Spencer	0	0	0	0	1/1	0/0	0	1
Browns	35	4	26	5	33/33	21/26	0	308
Opponents	46	13	29	4	43/43	27/32	1	406

SACKS: J. Sheard 5.5, B. Mingo 5, P. Kruger 4.5, D. Bryant 3.5, C. Robertson 3.0, C. Owens 2.5, A. Bryant 2.0, Q. Groves 2.0, A. Rubin 2.0, P. Taylor 2.0, B. Winn 2.0, D. Jackson 1.5, T. Ward 1.5, J. Hughes 1.0, J. Posey 1.0, B. Skrine 1.0, Browns: **40.0**, Opponents: **49.0**

RUSHING	NO	YDS	AVG	LG	TD
McGahee, Willis	138	377	2.7	16	2
Ogbonnaya, Chris	49	240	4.9	43	0
Baker, Edwin	43	171	4.0	20	2
Campbell, Jason	14	107	7.6	21	0
Richardson, Trent	31	105	3.4	10	0
Gordon, Josh	5	88	17.6	34	0
Whittaker, Fozzy	28	79	2.8	11	0
Benjamin, Travis	1	45	45.0	45	0
Weeden, Brandon	12	44	3.7	11	0
Gray, MarQueis	6	43	7.2	18	0
Aubrey, Josh	1	34	34.0	34	0
Rainey, Bobby	13	34	2.6	7	0
Hoyer, Brian	6	16	2.7	11	0
Edwards, Armani	1	0	0.0	0	0
Browns	348	1,383	4.0	45	4
Opponents	462	1,791	3.9	54t	13

RECEIVING	NO	YDS	AVG	LG	TD
Gordon, Josh	87	1,646*	18.9	95t	9
Cameron, Jordan	80	917	11.5	53	7
Ogbonnaya, Chris	48	343	7.1	17	2
Bess, Davone	42	362	8.6	20t	2
Little, Greg	41	465	11.3	47	2
Whittaker, Fozzy	21	155	7.4	35t	2
Barnidge, Gary	13	127	9.8	40t	2
Cooper, Josh	9	60	6.7	16	0
Baker, Edwin	8	57	7.1	16	0
McGahee, Willis	8	20	2.5	9	0
Richardson, Trent	7	51	7.3	18	0
Benjamin, Travis	5	105	21.0	39	0
Rainey, Bobby	4	19	4.8	15	0
Tyms, Brandon	2	12	6.0	6	0
Gray, MarQueis	2	8	4.0	5	0
Gurley, Tori	1	15	15.0	15	0
Edwards, Armani	1	10	10.0	10	0
Browns	379	4,372	11.5	95t	26
Opponents	363	3,723	10.3	50	29

INTERCEPTIONS	NO	YDS	AVG	LG	TD
Gipson, Tashaun	5	143	28.6	44t	1
Haden, Joe	4	57	14.3	29t	1
Ward, T.J.	2	57	28.5	44t	1
Robertson, Craig	1	12	12.0	12	0
Skrine, Buster	1	5	5.0	5	0
Jackson, D'Qwell	1	0	0.0	0	0
Browns	14	274	19.6	44t	3
Opponents	20	206	10.3	43t	2

PUNTING	NO	YDS	AVG	NET	TB	IN	LG	B
Lanning, Spencer	84	3,679	43.8	37.9	5	28	59	1
Cundiff, Billy	1	34	34.0	14.0	1	0	34	0
Browns	86	3,713	43.2	37.6	6	28	59	1
Opponents	88	4,044	43.7	37.6	6	32	66	0

PUNT RETURNS	NO	FC	YDS	AVG	LG	TD
Benjamin, Travis	22	7	257	11.7	79t	1
Poyer, Jordan	8	7	114	14.3	38	0
Bess, Davone	4	14	19	4.8	11	0
Edwards, Armani	4	0	28	7.0	12	0
Browns	38	28	418	11.0	79t	1
Opponents	38	25	357	9.4	36	0

KICKOFF RETURNS	NO	YDS	AVG	LG	TD
Whittaker, Fozzy	23	482	21.0	56	0
Little, Greg	7	151	21.6	30	0
Rainey, Bobby	6	147	24.5	33	0
Benjamin, Travis	3	146	48.7	86	0
McFadden, Leon	1	5	5.0	5	0
Browns	40	931	23.3	86	0
Opponents	27	612	22.7	40	0

FIELD GOALS	1-19	20-29	30-39	40-49	50+	TOT
Cundiff, Billy	0/0	7/7	5/6	7/9	2/4	21/26
Browns	0/0	7/7	5/6	7/9	2/4	21/26
Opponents	0/0	5/5	9/9	9/11	4/7	27/32

* Led NFL

2014 (7-9)

COACH: Mike Pettine
DIVISION FINISH: 4th AFC North
2014 USUAL STARTING LINEUPS

OFFENSE		DEFENSE	
WR 16	Andrew Hawkins	RE 92	Desmond Bryant
LT 73	Joe Thomas	NT 71	Ahtyba Rubin
LG 75	Joel Bitonio	LE 98	Phil Taylor
C 55	Alex Mack	90	Billy Winn
68	Nick McDonald	OLB 99	Paul Kruger
RG 77	John Greco	ILB 56	Karlos Dansby
RT 72	Mitchell Schwartz	ILB 53	Craig Robertson
TE 84	Jordan Cameron	58	Chris Kirksey
81	Jim Dray	OLB 51	Barkevicious Mingo
WR 19	Miles Austin	LCB 23	Joe Haden
QB 6	Brian Hoyer	RCB 22	Buster Skrine
RB 44	Ben Tate	FS 39	Tashaun Gipson
28	Terrance West	SS 31	Donte Whitner
FB 48	Ray Agnew		

RADIO ANNOUNCERS:
 Jim Donovan, Doug Dieken (92.3 The Fan WKRR-FM, ESPN 850 WKRN, WNCX 98.5 FM)

DATE	RESULT	OPPONENT	ATT
9/7	L, 27-30	at Pittsburgh Steelers	64,598
9/14	W, 26-24	New Orleans Saints	67,407
9/21	L, 21-23	Baltimore Ravens	67,407
10/5	W, 29-28	at Tennessee Titans	69,143
10/12	W, 31-10	Pittsburgh Steelers	67,431
10/19	L, 6-24	at Jacksonville Jaguars	61,341
10/26	W, 23-13	Oakland Raiders	67,431
11/2	W, 22-17	Tampa Bay Buccaneers	67,431
11/6	W, 24-3	at Cincinnati Bengals	65,871
11/16	L, 7-23	Houston Texans	67,431
11/23	W, 26-24	at Atlanta Falcons	70,046
11/30	L, 10-26	at Buffalo Bills	68,576
12/7	L, 24-25	Indianapolis Colts	67,431
12/14	L, 0-30	Cincinnati Bengals	67,431
12/21	L, 13-17	at Carolina Panthers	73,810
12/28	L, 10-20	at Baltimore Ravens	71,070

TEAM STATISTICS	BROWNS	OPPONENT
Total First Downs	294	348
Rushing	88	126
Passing	179	164
Penalty	27	38
3rd Down: Made/Att	61/207	90/239
3rd Down Pct.	29.5	37.7
4th Down: Made/Att	5/14	11/18
4th Down Pct.	35.7	61.1
Possession Avg.	28:13	31:47
Total Net Yards	5193	5857
Avg. Per Game	324.6	366.1
Total Plays	1010	1118
Avg. Per Play	5.1	5.2
Net Yards Rushing	1728	2265
Avg. Per Game	108.0	141.6
Total Rushes	477	500
Net Yards Passing	3465	3592
Avg. Per Game	216.6	224.5
Sacked/Yards Lost	31/213	31/191
Gross Yards	3678	3783
Att./Completions	502/274	587/335
Completion Pct.	54.6	57.1
Had Intercepted	16	21
Punts/Average	93/44.3	86/44.1
Net Punting Avg.	93/39.2	86/40.1
Penalties/Yards	116/932	98/769
Fumbles/Ball Lost	16/7	22/8
Touchdowns	32	36
Rushing	17	13
Passing	12	22
Returns	3	1

SCORE BY PERIODS	1ST	2ND	3RD	4TH	OT	TOT
Team	56	85	82	76	—	299
Opponents	53	119	53	112	—	337

SCORING	TD	RU	PA	RT	PAT	FG	2PT	PTS
Cundiff, Billy	0	0	0	0	28/28	22/29	0	94
Crowell, Isaiah	8	8	0	0	0/0	0/0	0	48
West, Terrance	5	4	1	0	0/0	0/0	0	30
Tate, Ben	4	4	0	0	0/0	0/0	0	24
Benjamin, Travis	3	0	3	0	0/0	0/0	0	18
Austin, Miles	2	0	2	0	0/0	0/0	0	12

PASSING	ATT	CMP	YDS	PCT	AVI/AT	TD	TD%	INT	INT%	LG	TKLD	RATING
Hoyer, Brian	438	242	3,326	55.3	7.59	12	2.7	13	3.0	81t	24/160	76.5
Manziel, Johnny	35	18	175	51.4	5.00	0	0.0	2	5.7	32	3/26	42.0
Shaw, Connor	28	14	177	50.0	6.32	0	0.0	1	3.6	49	4/27	55.2
Gordon, Josh	1	0	0	0.0	0.0	0	0.0	0	0.0	—	0/0	39.6
Team	502	274	3,678	54.6	7.33	12	2.4	16	3.2	81t	31/213	72.8
Opponents	587	335	3,783	57.1	6.44	22	3.7	21	3.6	75t	31/191	74.1

Cameron, Jordan	2	0	2	0	0/0	0/0	0	12
Hawkins, Andrew	2	0	2	0	0/0	0/0	0	12
Hartley, Garrett	0	0	0	0	2/2	3/3	0	11
Dray, Jim	1	0	1	0	0/0	0/0	0	6
Gabriel, Taylor	1	0	1	0	0/0	0/0	0	6
Gilbert, Justin	1	0	0	1	0/0	0/0	0	6
Gipson, Tashaun	1	0	0	1	0/0	0/0	0	6
Manziel, Johnny	1	1	0	0	0/0	0/0	0	6
Robertson, Craig	1	0	0	1	0/0	0/0	0	6
Carter, Tank	0	0	0	0	0/0	0/0	1	2
Team	32	17	12	3	30/30	25/32	1	299
Opponents	36	13	22	1	34/34	29/34	0	337

SACKS: P. Kruger 11.0, D. Bryant 5.0, K. Dansby 3.0, C. Kirksey 2.0, B. Mingo 2.0, J. Sheard 2.0, S. Solomon 1.0, A. Bryant 1.0, J. Leonhard 1.0, A. Rubin 1.0, K. Williams 1.0, (group) 1, **Browns 31, Opponents 31**

RUSHING	NO	YDS	AVG	LG	TD
West, Terrance	171	673	3.9	36	4
Crowell, Isaiah	148	607	4.1	35	8
Tate, Ben	106	333	3.1	25	4
Hoyer, Brian	24	39	1.6	11	0
Manziel, Johnny	9	29	3.2	10t	1
Draughn, Shaun	10	19	1.9	6	0
Hawkins, Andrew	3	15	5.0	8	0
Benjamin, Travis	3	11	3.7	10	0
Gabriel, Taylor	4	10	2.5	8	0
Shaw, Connor	7	9	1.3	7	0
Agnew, Ray	2	2	1.0	2	0
Team	477	1,728	3.6	36	17
Opponents	500	2,265	4.5	38t	13

RECEIVING	NO	YDS	AVG	LG	TD
Hawkins, Andrew	63	824	13.1	65	2
Austin, Miles	47	568	12.1	31	2
Gabriel, Taylor	36	621	17.3	70	1
Cameron, Jordan	24	424	17.7	81t	2
Gordon, Josh	24	303	12.6	32	0
Benjamin, Travis	18	314	17.4	43	3
Dray, Jim	17	242	14.2	31	1
Barnidge, Gary	13	156	12.0	28	0
West, Terrance	11	64	5.8	11	1
Crowell, Isaiah	9	87	9.7	19	0
Tate, Ben	9	60	6.7	23	0
Agnew, Ray	3	15	5.0	12	0
Team	274	3,678	13.4	81t	12
Opponents	335	3,783	11.3	75t	22

INTERCEPTIONS	NO	YDS	AVG	LG	TD
Gipson, Tashaun	6	158	26.3	62t	1
Skrine, Buster	4	34	8.5	30	0
Haden, Joe	3	0	0.0	0	0
Leonhard, Jim	2	34	17.0	34	0
Robertson, Craig	2	30	15.0	15	0
Whitner, Donte	1	54	54.0	54	0
Gilbert, Justin	1	23	23.0	23t	1
Dansby, Karlos	1	0	0.0	0	0
Winn, Billy	1	0	0.0	0	0
Team	21	333	15.9	62t	2
Opponents	16	118	7.4	33	0

PUNTING	NO	YDS	AVG	NET	TB	IN	LG	B
Lanning, Spencer	93	4,119	44.3	39.2	9	25	59	0
Team	93	4,119	44.3	39.2	9	25	59	0
Opponents	86	3,790	44.1	40.1	8	27	70	1

PUNT RETURNS	NO	FC	YDS	AVG	LG	TD
Benjamin, Travis	15	8	127	8.5	37	0
Poyer, Jordan	7	2	28	4.0	8	0
Leonhard, Brian	4	15	26	6.5	12	0
Williams, K'Wan	1	0	0	0.0	0	0
Team	27	25	181	6.7	37	0
Opponents	42	26	295	7.0	36	0

KICKOFF RETURNS	NO	YDS	AVG	LG	TD
Moore, Marlon	13	322	24.8	32	0
Benjamin, Travis	12	246	20.5	28	0
Draughn, Shaun LG	8	173	21.6	39	0
Draughn, Shaun TM	5	115	23.0	39	0
Gabriel, Taylor	4	96	24.0	30	0
Leonhard, Jim	1	5	5.0	5	0
Poyer, Jordan	1	14	14.0	14	0
Robertson, Craig	1	3	3.0	3	0
Team	37	801	21.6	39	0
Opponents	31	695	22.4	41	0

FIELD GOALS	1-19	20-29	30-39	40-49	50+	TOT
Cundiff, Billy	0/0	6/6	10/13	5/7	1/3	22/29
Hartley, Garrett	0/0	0/0	2/2	1/1	0/0	3/3
Team	0/0	6/6	12/15	6/8	1/3	25/32
Opponents	0/0	6/6	12/13	8/9	3/6	29/34

STAFF
 PLAYERS
 2012 SEASON
 HISTORY
 RECORDS
 GAME DAY

2015 (3-13)

STAFF

COACH: Mike Pettine
DIVISION FINISH: 4th AFC North
2015 USUAL STARTING LINEUPS

OFFENSE		DEFENSE	
WR 11	Travis Benjamin	RE 94	Randy Starks
LT 73	Joe Thomas	NT 71	Danny Shelton
LG 75	Joel Bitonio	LE 98	Desmond Bryant
C 55	Alex Mack	OLB 99	Paul Kruger
RG 77	John Greco	MIKE 56	Karlos Dansby
RT 72	Mitchell Schwartz	WLT 53	Craig Robertson
TE 82	Gary Barnidge	58	Christian Kirksey
WR 16	Andrew Hawkins	OLB 44	Nate Orchard
QB 13	Josh McCown	LCB 23	Joe Haden
2	Johnny Manziel	26	Pierre Desir
RB 34	Isaiah Crowell	43	Charles Gaines
28	Duke Johnson Jr.	RCB 22	Tramon Williams
TE 81	Jim Dray	FS 39	Tashaun Gipson
		SS 31	Donte Whitner

RADIO ANNOUNCERS:
 Jim Donovan, Doug Dieken (92.3 The Fan WKRR-FM, ESPN 850 WKNR, WNCX 98.5 FM)

PLAYERS

2021 SEASON

HISTORY

RECORDS

GAME DAY

DATE	RESULT	OPPONENT	ATT
9/13	L, 10-31	at New York Jets	78,160
9/20	W, 28-14	Tennessee Titans	67,431
9/27	L, 20-27	Oakland Raiders	67,431
10/4	L, 27-30	at San Diego Chargers	63,710
10/11	W, 33-30 (OT)	at Baltimore Ravens	71,046
10/18	L, 23-26 (OT)	Denver Broncos	67,431
10/25	L, 6-24	at St. Louis Rams	51,523
11/1	L, 20-34	Arizona Cardinals	67,431
11/5	L, 10-31	at Cincinnati Bengals	65,816
11/15	L, 9-30	at Pittsburgh Steelers	64,402
11/30	L, 27-33	Baltimore Ravens	64,380
12/6	L, 3-37	Cincinnati Bengals	64,775
12/13	W, 24-10	San Francisco 49ers	63,916
12/20	L, 13-30	at Seattle Seahawks	69,002
12/27	L, 13-17	at Kansas City Chiefs	69,115
1/3	L, 12-28	Pittsburgh Steelers	66,693

TEAM STATISTICS	BROWNS	OPPONENT
Total First Downs	307	321
Rushing	81	104
Passing	192	186
Penalty	34	31
3rd Down: Made/Att	95/227	81/203
3rd Down Pct.	41.9	39.9
4th Down: Made/Att	10/24	10/15
4th Down Pct.	41.7	66.7
Possession Avg.	30:26	29:34
Total Net Yards	5311	6067
Avg. Per Game	331.9	379.2
Total Plays	1042	998
Avg. Per Play	5.1	6.1
Net Yards Rushing	1529	2055
Avg. Per Game	95.6	128.4
Total Rushes	380	458
Net Yards Passing	3782	4012
Avg. Per Game	236.4	250.8
Sacked/Yards Lost	53/374	29/157
Gross Yards	4156	4169
Att./Completions	609/371	511/322
Completion Pct.	60.9	63.0
Had Intercepted	12	11
Punts/Average	70/46.7	63/43.5
Net Punting Avg.	40.1	36.4
Penalties/Yards	120/1083	108/833
Fumbles/Ball Lost	28/18	18/10
Touchdowns	28	49
Rushing	5	11
Passing	20	34
Returns	3	4

SCORE BY PERIODS	1ST	2ND	3RD	4TH	OT	TOT
Team	50	90	48	87	3	278
Opponents	98	116	88	127	3	432

SCORING	TD	RU	PA	RT	PAT	FG	2PT	PTS
Coons, Travis	0	0	0	0	22/24	28/32	0	106
Barnidge, Gary	9	0	9	0	0/0	0/0	0	54
Benjamin, Travis	6	0	5	1	0/0	0/0	0	36
Crowell, Isaiah	5	4	1	0	0/0	0/0	0	30

Dansby, Karlos	2	0	0	2	0/0	0/0	0	12
Hartline, Brian	2	0	2	0	0/0	0/0	0	12
Johnson Jr., Duke	2	0	2	0	0/0	0/0	0	12
McCown, Josh	1	1	0	0	0/0	0/0	0	6
Moore, Marlon	1	0	1	0	0/0	0/0	0	6
Gabriel, Taylor	0	0	0	0	0/0	0/0	1	2
Hawkins, Andrew	0	0	0	0	0/0	0/0	1	2
Team	28	5	20	3	22/24	28/32	2	278
Opponents	49	11	34	4	44/45	30/35	2	432

SACKS: D. Bryant 6.0, A. Bryant 5.5, C. Kirksey 3.5, N. Orchard 3.0, P. Kruger 2.5, X. Cooper 1.5, J. Hughes 1.5, D. Whitner 1.5, J. Meder 1.0, J. Poyer 1.0, R. Starks 1.0, K. Williams 1.0

Browns 29, Opponents 52

RUSHING	NO	YDS	AVG	LG	TD
Crowell, Isaiah	185	706	3.8	54	4
Johnson Jr., Duke	104	379	3.6	39	0
Manziel, Johnny	37	230	6.2	34	0
McCown, Josh	20	98	4.9	13	1
Turbin, Robert	18	60	3.3	22	0
Davis, Austin	7	33	4.7	17	0
Benjamin, Travis	4	12	3.0	10	0
Draughn, Shaun	2	10	5.0	6	0
Poyer, Jordan	1	10	10.0	10	0
Pryor, Terrelle	1	-1	-1.0	-1	0
Winston, Glenn	1	-8	-8.0	-8	0
Team	380	1,529	4.0	54	5
Opponents	458	2,055	4.5	54	11

RECEIVING	NO	YDS	AVG	LG	TD
Barnidge, Gary	79	1,043	13.2	40	9
Benjamin, Travis	68	966	14.2	61	5
Johnson Jr., Duke	61	534	8.8	52	2
Hartline, Brian	46	523	11.4	41	2
Gabriel, Taylor	28	241	8.6	56	0
Hawkins, Andrew	27	276	10.2	25	0
Crowell, Isaiah	19	182	9.6	33	1
Jennings, Darius	14	117	8.4	16	0
Moore, Marlon	7	81	11.6	20	1
Dray, Jim	6	61	10.2	18	0
Bowe, Dwayne	5	53	10.6	16	0
Johnson, Malcolm	4	15	3.8	8	0
Turbin, Robert	2	8	4.0	7	0
Draughn, Shaun	2	1	0.5	2	0
Pryor, Terrelle	1	42	42.0	42	0
Bibbs, E.J.	1	7	7.0	7	0
Houser, Rob	1	6	6.0	6	0
Team	371	4,156	11.2	61	20
Opponents	322	4,169	12.9	75t	34

INTERCEPTIONS	NO	YDS	AVG	LG	TD
Dansby, Karlos	3	93	31.0	52t	2
Poyer, Jordan	2	24	12.0	12	0
Gipson, Tashaun	2	0	0.0	0	0
Orchard, Nate	1	46	46.0	46	0
Robertson, Craig	1	38	38.0	38	0
Mingo, Barkevious	1	7	7.0	7	0
Williams, Tramon	1	2	2.0	2	0
Team	11	210	19.1	52t	2
Opponents	12	204	17.0	63t	1

PUNTING	NO	YDS	AVG	NET	TB	IN	LG	B
Lee, Andy	70	3,270	46.7	40.1	4	25	67	0
Team	70	3,270	46.7	40.1	4	25	67	0
Opponents	63	2,741	43.5	36.4	6	17	64	1

PUNT RETURNS	NO	FC	YDS	AVG	LG	TD
Benjamin, Travis	28	10	324	11.6	78t	1
Williams, Tramon	1	0	1	1.0	1	0
Team	29	10	325	11.2	78t	1
Opponents	37	15	381	10.3	82t	1

KICKOFF RETURNS	NO	YDS	AVG	LG	TD
Gilbert, Justin	12	339	28.3	40	0
Mostert, Raheem	12	309	25.8	53	0
Jennings, Darius	7	158	22.6	28	0
Draughn, Shaun	5	106	21.2	31	0
Moore, Marlon	3	77	25.7	29	0
Johnson Jr., Duke	2	52	26.0	30	0
Team	41	1,041	25.4	53	0
Opponents	42	894	21.3	46	0

FIELD GOALS	1-19	20-29	30-39	40-49	50+	TOT
Coons, Travis	0/0	11/11	10/10	7/9	0/2	28/32
Team	0/0	11/11	10/10	7/9	0/2	28/32
Opponents	0/0	10/10	12/13	8/9	0/3	30/35

PASSING	ATT	CMP	YDS	PCT	AVIAT	TD	TD%	INT	INT%	LG	TKLD	RATING
McCown, Josh	292	186	2,109	63.7	7.22	12	4.1	4	1.4	56	23/137	93.3
Manziel, Johnny	223	129	1,500	57.8	6.73	7	3.1	5	2.2	61	19/141	79.4
Davis, Austin	94	56	547	59.6	5.82	1	1.1	3	3.2	42t	11/96	66.2
Team	609	371	4,156	60.9	6.82	20	3.3	12	2.0	61	53/374	84.0
Opponents	511	322	4,169	63.0	8.16	34	6.7	11	2.2	75t	29/157	101.8

2016 (1-15)

COACH: Hue Jackson

DIVISION FINISH: 4th AFC North

2016 USUAL STARTING LINEUPS

		DEFENSE	
OFFENSE		DE 98	Jamie Meder
WR 19	Corey Coleman	NT 55	Danny Shelton
LT 73	Joe Thomas	DE 90	Emmanuel Ogbah
LG 75	Joel Bitonio	OLB 51	Jamie Collins Sr.
66	Spencer Drango	ILB 56	Demario Davis
C 74	Cameron Erving	ILB 58	Christian Kirksey
RG 77	John Greco	OLB 57	Cam Johnson
RT 67	Austin Pasztor	20	Brian Boddy-Calhoun (DB)
TE 82	Gary Barnidge	LCB 23	Joe Haden
WR 11	Terrelle Pryor Sr.	RCB 21	Jamar Taylor
QB 10	Robert Griffin III	FS 33	Jordan Poyer
6	Cody Kessler	39	Ed Reynolds II
RB 34	Isaiah Crowell	SS 24	Ibraheim Campbell
TE 86	Randall Telfer	30	Derrick Kindred

RADIO ANNOUNCERS:

Jim Donovan, Doug Dieken (92.3 The Fan WKRK-FM, ESPN 850 WKNR, WNCX 98.5 FM)

DATE	RESULT	OPPONENT	ATT
9/11	L, 10-29	at Philadelphia Eagles	69,596
9/18	L, 20-25	Baltimore Ravens	67,431
9/25	L, 24-30 (OT)	at Miami Dolphins	65,176
10/2	L, 20-31	at Washington Redskins	76,249
10/9	L, 13-33	New England Patriots	67,431
10/16	L, 26-28	at Tennessee Titans	80,897
10/23	L, 17-31	at Cincinnati Bengals	65,047
10/30	L, 28-31	New York Jets	67,431
11/6	L, 10-35	Dallas Cowboys	67,431
11/10	L, 7-28	at Baltimore Ravens	70,921
11/20	L, 9-24	Pittsburgh Steelers	67,431
11/27	L, 13-27	New York Giants	60,034
12/11	L, 10-23	Cincinnati Bengals	60,028
12/18	L, 13-33	at Buffalo Bills	65,529
12/24	W, 20-17	San Diego Chargers	57,272
1/1	L, 24-27 (OT)	at Pittsburgh Steelers	55,921

TEAM STATISTICS	BROWNS	OPPONENT
Total First Downs	296	364
Rushing	83	121
Passing	181	220
Penalty	32	23
3rd Down: Made/Att	77/212	93/206
3rd Down Pct.	36.3	45.1
4th Down: Made/Att	13/18	9/12
4th Down Pct.	72.2	75.0
Possession Avg.	27.44	32.16
Total Net Yards	4,976	6,279
Avg. Per Game	311.0	392.4
Total Plays	983	1,067
Avg. Per Play	5.1	5.9
Net Yards Rushing	1,712	2,283
Avg. Per Game	107.0	142.7
Total Rushes	350	498
Net Yards Passing	3264	3996
Avg. Per Game	204.0	249.8
Sacked/Yards Lost	66/429	26/177
Gross Yards	3,693	4,173
Att./Completions	567/338	543/347
Completion Pct.	59.6	63.9
Had Intercepted	14	10
Punts/Average	83/45.3	74/46.9
Net Punting Avg.	40.3	42.1
Penalties/Yards	95/736	104/930
Fumbles/Ball Lost	26/11	12/3
Touchdowns	29	56
Rushing	13	18
Passing	15	36
Returns	1	2

SCORE BY PERIODS	1ST	2ND	3RD	4TH	OT	TOT
Team	63	101	36	61	3	264
Opponents	103	123	107	107	12	452

SCORING	TD	RU	PA	RT	PAT	FG	2PT	PTS
Parkey, Cody	0	0	0	0	20/21	20/25	0	80
Crowell, Isaiah	7	7	0	0	0/0	0/0	0	42
Pryor Sr., Terrelle	5	1	4	0	0/0	0/0	1	32
Hawkins, Andrew	3	0	3	0	0/0	0/0	0	18

Coleman, Corey	3	0	3	0	0/0	0/0	0	18
Barnidge, Gary	2	0	2	0	0/0	0/0	1	14
Griffin III, Robert	2	2	0	0	0/0	0/0	0	12
DeValve, Seth	2	0	2	0	0/0	0/0	0	12
Murray, Patrick	0	0	0	0	3/4	1/2	0	6
Atkinson III, George	1	1	0	0	0/0	0/0	0	6
Hamlett, Connor	1	0	1	0	0/0	0/0	0	6
Johnson Jr., Duke	1	1	0	0	0/0	0/0	0	6
Boddy-Calhoun, Brian	1	0	0	1	0/0	0/0	0	6
Hogan, Kevin	1	1	0	0	0/0	0/0	0	6
Team	29	13	15	1	23/25	21/27	2	264
Opponents	56	18	36	2	49/52	19/27	2	452

SACKS: E. Ogbah 5.5, C. Johnson 3.0, C. Kirksey 2.5, C. Nassib 2.5, D. Davis 2.0, J. Collins Sr. 2.0, C. Lemonier 2.0, D. Shelton 1.5, E. Reynolds II 1.0, B. Boddy-Calhoun 1.0, J. Meder 1.0, T. Holmes 1.0, J. Schobert 0.5, S. Paea 0.5

Browns 26, Opponents 66

RUSHING	NO	YDS	AVG	LG	TD
Crowell, Isaiah	198	952	4.8	85t	7
Johnson Jr., Duke	73	358	4.9	22	1
Griffin III, Robert	31	190	6.1	20	2
Hogan, Kevin	8	105	13.1	28t	1
Atkinson III, George	7	34	4.9	11	1
Pryor Sr., Terrelle	8	21	2.6	15	1
McCown, Josh	7	21	3.0	7	0
Kessler, Cody	11	18	1.6	8	0
Coleman, Corey	2	10	5.0	9	0
Johnson, Malcolm	1	2	2.0	2	0
Whitehurst, Charlie	2	1	0.5	2	0
Hawkins, Andrew	2	0	0.0	1	0
Team	350	1712	4.9	85t	13
Opponents	498	2283	4.6	74t	18

RECEIVING	NO	YDS	AVG	LG	TD
Pryor Sr., Terrelle	77	1,007	13.1	54	4
Barnidge, Gary	55	612	11.1	43	2
Johnson Jr., Duke	53	514	9.7	32	0
Crowell, Isaiah	40	319	8.0	44	0
Coleman, Corey	33	413	12.5	58	3
Hawkins, Andrew	33	324	9.8	33	3
Louis, Ricardo	18	205	11.4	42	0
DeValve, Seth	10	127	12.7	25t	2
Higgins, Rashard	6	77	12.8	19	0
Johnson, Malcolm	5	44	8.8	21	0
Vitale, Danny	4	27	6.8	17	0
Telfer, Randall	2	4	2.0	7	0
Hamlett, Connor	1	17	17.0	17t	1
Payton, Jordan	1	3	3.0	3	0
Team	338	3693	10.9	58	15
Opponents	347	4173	12.0	63	36

INTERCEPTIONS	NO	YDS	AVG	LG	TD
Boddy-Calhoun, Brian	3	94	31.3	67	1
Taylor, Jamar	3	43	14.3	29	0
Haden, Joe	3	9	3.0	9	0
Williams Sr., Tramon	1	0	0.0	0	0
Team	10	146	14.6	67	1
Opponents	14	76	5.4	25	0

PUNTING	NO	YDS	AVG	NET	TB	IN	LG	B
Colquitt, Britton	83	3761	45.3	40.3	2	22	65	0
Team	83	3761	45.3	40.3	2	22	65	0
Opponents	74	3473	46.9	42.1	8	32	72	0

PUNT RETURNS	NO	FC	YDS	AVG	LG	TD
Johnson Jr., Duke	17	1	112	6.6	18	0
Alford, Mario	8	3	68	8.5	17	0
Haden, Joe	2	2	18	9.0	13	0
Poyer, Jordan	2	3	2	1.0	2	0
Williams Sr., Tramon	1	4	0	0.0	0	0
Team	30	13	200	6.7	18	0
Opponents	45	23	376	8.4	40	0

KICKOFF RETURNS	NO	YDS	AVG	LG	TD
Louis, Ricardo	9	164	18.2	24	0
Alford, Mario	8	190	23.8	36	0
Atkinson III, George	8	137	17.1	21	0
Howard, Tracy	7	111	15.9	21	0
Johnson Jr., Duke	1	19	19.0	19	0
DeValve, Seth	1	13	13.0	13	0
Team	34	634	18.6	36	0
Opponents	24	510	21.3	48	0

FIELD GOALS	1-19	20-29	30-39	40-49	50+	TOT
Parkey, Cody	0/0	6/6	6/6	7/12	1/1	20/25
Murray, Patrick	0/0	0/0	1/1	0/0	0/1	1/2
Team	0/0	6/6	7/7	7/12	1/2	21/27
Opponents	0/0	5/5	7/9	6/10	1/3	19/27

PASSING	ATT	CMP	YDS	PCT	AVIAT	TD	TD%	INT	INT%	LG	TKLD	RATING
Kessler, Cody	195	128	1,380	65.6	7.1	6	3.1	2	1.0	44	21/140	92.3
McCown, Josh	165	90	1,100	54.5	6.7	6	3.6	6	3.6	54	18/126	72.3
Griffin III, Robert	147	87	886	59.2	6.0	2	1.4	3	2.0	58	22/138	72.6
Whitehurst, Charlie	24	14	182	58.3	7.6	1	4.2	1	4.2	31	2/14	78.8
Hogan, Kevin	26	14	104	53.8	4.0	0	0.0	2	7.7	17	2/10	31.6
Pryor, Terrelle	9	5	41	55.6	4.6	0	0.0	0	0.0	26	1/1	67.4
Johnson Jr., Duke	1	0	0	0.0	0.0	0	0.0	0	0.0	0	0/0	39.6
Team	567	338	3,693	59.6	6.5	15	2.6	14	2.5	58	66/429	77.4
Opponents	543	347	4,173	63.9	7.7	36	6.6	10	1.8	63	26/177	101.8

2017 (0-16)

STAFF
PLAYERS
2021 SEASON
HISTORY
RECORDS
GAME DAY

COACH: Hue Jackson
DIVISION FINISH: 4th AFC North
2017 USUAL STARTING LINEUPS

OFFENSE		DEFENSE	
WR 12	Josh Gordon	DE 95	Myles Garrett
LT 73	Joe Thomas	DT 55	Danny Shelton
66	Spencer Drango	DT 93	Trevon Coley
LG 75	Joel Bitonio	DE 90	Emmanuel Ogbah
C 64	JC Tretter	94	Carl Nassib
RG 70	Kevin Zeitler	WILL 58	Christian Kirksey
RT 72	Shon Coleman	MIKE 53	Joe Schobert
TE 86	Randall Telfer	SAM 51	Jamie Collins Sr.
WR 19	Corey Coleman	52	James Burgess Jr.
QB 7	DeShone Kizer	CB 30	Jason McCourty
RB 34	Isaiah Crowell	CB 21	Jamar Taylor
TE 85	David Njoku	S 22	Jabrill Peppers
		S 26	Derrick Kindred

RADIO ANNOUNCERS:
Jim Donovan, Doug Dieken (92.3 The Fan WKRM-FM, ESPN 98.5 WKRN, WNCX 98.5 FM)

DATE	RESULT	OPPONENT	ATT
9/10	L, 18-21	Pittsburgh Steelers	67,431
9/17	L, 10-24	at Baltimore Ravens	70,605
9/24	L, 28-31	at Indianapolis Colts	63,351
10/1	L, 7-31	Cincinnati Bengals	67,431
10/8	L, 14-17	N.Y. Jets	62,032
10/15	L, 17-33	at Houston Texans	71,815
10/22	L, 9-12 OT	Tennessee Titans	59,061
10/29	L, 16-33	Minnesota Vikings	74,237
11/12	L, 24-38	at Detroit Lions	64,646
11/19	L, 7-19	Jacksonville Jaguars	57,003
11/26	L, 16-30	at Cincinnati Bengals	51,710
12/3	L, 10-19	at L.A. Chargers	25,320
12/10	L, 21-27 OT	Green Bay Packers	67,431
12/17	L, 10-27	Baltimore Ravens	56,434
12/24	L, 3-20	at Chicago Bears	58,796
12/31	L, 24-28	at Pittsburgh Steelers	50,704

TEAM STATISTICS	BROWNS	OPPONENT
Total First Downs	290	315
Rushing	97	95
Passing	157	189
Penalty	36	31
3rd Down: Made/Att	73/216	91/224
3rd Down Pct.	33.8	40.6
4th Down: Made/Att	12/23	5/10
4th Down Pct.	52.2	50.0
Possession Avg.	27.49	32.11
Total Net Yards	4,942	5,250
Avg. Per Game	308.9	328.1
Total Plays	1,008	1,026
Avg. Per Play	4.9	5.1
Net Yards Rushing	1,714	1,566
Avg. Per Game	107.1	97.9
Total Rushes	384	467
Net Yards Passing	3,228	3,684
Avg. Per Game	201.8	230.3
Sacked/Yards Lost	50/309	34/197
Gross Yards	3,537	3,881
Att./Completions	574/312	525/360
Completion Pct.	54.4	68.6
Had Intercepted	28	7
Punts/Average	82/46.7	83/44.5
Net Punting Avg.	40.3	39.9
Penalties/Yards	110/924	101/905
Fumbles/Ball Lost	25/13	21/6
Touchdowns	27	48
Rushing	11	14
Passing	15	28
Returns	1	6

SCORE BY PERIODS	1ST	2ND	3RD	4TH	OT	TOT
Team	36	82	53	63	0	234
Opponents	77	155	99	70	9	410

SCORING	TD	RU	PA	RT	FG	2PT	PTS
Gonzalez, Zane	0	0	0	0	25/26	15/20	0 70
Johnson Jr., Duke	7	4	3	0	0/0	0/0	0 42

Kizer, DeShone	5	5	0	0	0/0	0/0	0 30
Njoku, David	4	0	4	0	0/0	0/0	0 24
Crowell, Isaiah	2	2	0	0	0/0	0/0	0 14
Britt, Kenny	2	0	2	0	0/0	0/0	0 12
Coleman, Corey	2	2	0	0	0/0	0/0	0 12
Higgins, Rashard	2	0	2	0	0/0	0/0	0 12
DeValve, Seth	1	0	1	0	0/0	0/0	0 6
Gordon, Josh	1	0	1	0	0/0	0/0	0 6
McCourty, Jason	1	0	0	1	0/0	0/0	0 6
Team	27	11	15	1	25/26	15/20	0 234
Opponents	48	14	28	6	41/44	25/29	1 410

SACKS: M.Garrett 7.0, E.Ogbah 4.0, J.Burgess 4.0, C.Kirksey 3.5, J.Schobert 3.0, C.Nassib 3.0, C.Brantley 2.0, N.Orchard 2.0, T.Coley 2.0, J.Collins 1.0, J.Currie 1.0, L.Ogunjobi 1.0, J.Taylor 0.5.

Browns 34, Opponents 50

RUSHING	NO	YDS	AVG	LG	TD
Crowell, Isaiah	206	853	4.1	59	2
Kizer, DeShone	77	419	4.5	20	5
Johnson Jr., Duke	82	348	4.2	19t	4
Hogan, Kevin	10	71	7.1	11	0
Dayes, Matt	5	13	2.6	4	0
Treggs, Bryce	1	6	6.0	6	0
Higgins, Rashard	1	4	4.0	4	0
Njoku, David	1	1	1.0	1	0
Kessler, Cody	1	-1	-1.0	-1	0
Team	384	1,714	4.5	59	11
Opponents	467	1,566	3.4	39	14

RECEIVING	NO	YDS	AVG	LG	TD
Johnson Jr., Duke	74	693	9.4	41t	3
DeValve, Seth	33	395	12.0	49	1
Njoku, David	32	386	12.1	34	4
Crowell, Isaiah	28	182	6.5	38	0
Louis, Ricardo	27	357	13.2	37	0
Higgins, Rashard	27	312	11.6	56t	2
Coleman, Corey	23	305	13.3	44	2
Gordon, Josh	18	335	18.6	54	1
Britt, Kenny	18	223	12.9	38	2
Williams, Kasen	9	84	9.3	14	0
Coates, Sammie	6	70	11.7	38	0
Treggs, Bryce	5	79	15.8	20	0
Dayes, Matt	4	29	7.3	15	0
Telfer, Randall	3	36	12.0	20	0
Vitale, Danny	3	19	6.3	11	0
Leslie, Jordan	1	26	26.0	26	0
Zeitler, Kevin	1	-4	-4.0	-4	0
Team	312	3,537	11.3	56t	15
Opponents	360	3,881	10.8	61t	28

INTERCEPTIONS	NO	YDS	AVG	LG	TD
McCourty, Jason	3	59	19.7	56t	1
Kindred, Derrick	1	30	30.0	30	0
Schobert, Joe	1	8	8.0	8	0
Collins, Jamie	1	0	0.0	0	0
Peppers, Jabrill	1	0	0.0	0	0
Team	7	97	13.9	56t	1
Opponents	28	354	12.6	82t	1

PUNTING	NO	YDS	AVG	NET	TB	IN	LG	B
Colquitt, Britton	80	3,811	47.6	40.6	2	24	67	1
Gonzalez, Zane	1	16	16.0	16.0	0	0	16	0
Team	82	3,827	46.7	40.3	2	24	67	1
Opponents	83	3,695	44.5	39.8	8	28	63	0

PUNT RETURNS	NO	FC	YDS	AVG	LG	TD
Peppers, Jabrill	30	15	180	6.0	25	0
Treggs, Bryce	5	3	24	4.8	11	0
Johnson Jr., Duke	3	1	17	5.7	12	0
Team	38	19	221	5.8	25	0
Opponents	45	13	482	10.7	65	0

KICKOFF RETURNS	NO	YDS	AVG	LG	TD
Dayes, Matt	18	437	24.3	71	0
Peppers, Jabrill	14	318	22.7	35	0
Orchard, Nate	2	17	8.5	9	0
Vitale, Danny	1	18	18.0	18	0
Team	35	790	22.6	71	0
Opponents	20	471	23.6	96t	1

FIELD GOALS	1-19	20-29	30-39	40-49	50+	TOT
Gonzalez, Zane	0/0	5/5	4/6	4/6	2/3	15/20
Team	0/0	5/5	4/6	4/6	2/3	15/20
Opponents	0/0	6/6	7/8	10/11	24	25/29

PASSING	ATT	CMP	YDS	PCT	AVIAT	TD	TD%	INT	INT%	LG	TKLD	RATNG
Kizer, DeShone	476	255	2,894	53.6	6.1	11	2.3	22	4.6	56t	38/226	60.5
Hogan, Kevin	75	46	517	61.3	6.9	4	5.3	5	6.7	49	6/35	71.9
Kessler, Cody	23	11	126	47.8	5.5	0	0.0	1	4.3	31	6/48	46.6
Team	574	312	3,537	54.4	6.2	15	2.6	28	4.9	56t	50/309	61.4
Opponents	525	360	3,881	68.6	7.4	28	5.3	7	1.3	61t	34/197	102.3

2018 (7-8-1)

COACH: Hue Jackson (first 8 games)/Gregg Williams (final 8 games)

DIVISION FINISH: 3rd AFC North

2018 USUAL STARTING LINEUPS

OFFENSE		DEFENSE	
WR 80	Jarvis Landry	DE 95	Myles Garrett
LT 78	Greg Robinson	DT 65	Larry Ogunjobi
LG 69	Desmond Harrison	DT 93	Trevon Coley
LG 75	Joel Bitonio	DE 90	Emmanuel Ogbah
C 64	JC Tretter	WILL 58	Christian Kirksey
RG 70	Kevin Zeitler	55	Genard Avery
RT 74	Chris Hubbard	MIKE 53	Joe Schobert
TE 85	David Njoku	SAM 51	Jamie Collins Sr.
WR 11	Antonio Callaway	CB 21	Denzel Ward
QB 6	Baker Mayfield	CB 39	Terrance Mitchell
RB 24	Nick Chubb	S 38	T.J. Carrie
TE 88	Darren Fells	S 23	Damarious Randall
		S 22	Jabrill Peppers

RADIO ANNOUNCERS:

Jim Donovan, Doug Dieten (92.3 The Fan WKRK-FM, ESPN 98.5 WKRN, WNCX 98.5 FM)

DATE	RESULT	OPPONENT	ATT
9/9	T, 21-21 OT	Pittsburgh Steelers	67,431
9/16	L, 18-21	at New Orleans Saints	73,086
9/20	W, 21-17	N.Y. Jets	67,431
9/30	L, 42-45 OT	at Oakland Raiders	58,387
10/7	W, 12-9 OT	Baltimore Ravens	67,431
10/14	L, 14-38	L.A. Chargers	67,431
10/21	L, 23-26 OT	at Tampa Bay Buccaneers	53,682
10/28	L, 18-33	at Pittsburgh Steelers	63,780
11/4	L, 21-37	Kansas City Chiefs	67,431
11/11	W, 28-16	Atlanta Falcons	62,144
11/25	W, 35-20	at Cincinnati Bengals	55,122
12/2	L, 13-29	at Houston Texans	71,741
12/9	W, 26-20	Carolina Panthers	59,392
12/15	W, 17-16	at Denver Broncos	76,596
12/23	W, 26-18	Cincinnati Bengals	67,431
12/30	L, 24-26	at Baltimore Ravens	70,925

TEAM STATISTICS	BROWNS	OPPONENT
Total First Downs	314	377
Rushing	93	130
Passing	199	216
Penalty	32	31
3rd Down: Made/Att	73/208	75/210
3rd Down Pct.	35.1	35.7
4th Down: Made/Att	9/21	13/20
4th Down Pct.	42.9	65.0
Possession Avg.	28:24	31:36
Total Net Yards	5,900	6,288
Avg. Per Game	368.8	393.0
Total Plays	1,023	1,122
Avg. Per Play	5.8	5.6
Net Yards Rushing	1,893	2,163
Avg. Per Game	118.3	135.2
Total Rushes	411	459
Net Yards Passing	4,007	4,125
Avg. Per Game	250.4	257.8
Sacked/Yards Lost	38/254	37/245
Gross Yards	4,261	4,370
Attempts/Completions	574/353	626/393
Completion Pct.	61.5	62.8
Had Intercepted	17	17
Punts/Average	85/44.3	71/43.6
Net Punting Avg.	38.2	38.4
Penalties/Yards	112/894	119/990
Fumbles/Ball Lost	19/7	27/14
Touchdowns	44	43
Rushing	15	20
Passing	29	21
Returns	0	2

SCORE BY PERIODS	1ST	2ND	3RD	4TH	OT	TOT
Team	59	94	93	110	3	359
Opponents	64	136	86	100	6	392

SCORING	TD	RU	PA	RT	PAT	FG	2PT	PTS
Joseph, Greg	0	0	0	0	25/29	17/20	0	76
Chubb, Nick	10	8	2	0	0/0	0/0	0	60
Callaway, Antonio	5	0	5	0	0/0	0/0	1	32
Hyde, Carlos	5	5	0	0	0/0	0/0	0	30
Landry, Jarvis	5	1	4	0	0/0	0/0	0	30
Higgins, Rashard	4	0	4	0	0/0	0/0	0	24

Njoku, David	4	0	4	0	0/0	0/0	0	24
Johnson Jr., Duke	3	0	3	0	0/0	0/0	2	22
Fells, Darren	3	0	3	0	0/0	0/0	0	18
Perriman, Breshad	2	0	2	0	0/0	0/0	0	12
Gonzalez, Zane	0	0	0	0	3/5	2/5	0	9
Taylor, Tyrod	1	1	0	0	0/0	0/0	0	6
Gordon, Josh	1	0	1	0	0/0	0/0	0	6
DeValve, Seth	1	0	1	0	0/0	0/0	0	6
Coley, Trevon	0	0	0	0	0/0	0/0	0	2
Mayfield, Baker	0	0	0	0	0/0	0/0	1	2
Team	44	15	29	0	28/34	19/25	4	359
Opponents	43	20	21	2	36/39	30/37	3	392

SACKS: M.Garrett 13.5, L.Ogunjobi 5.5, G.Avery 4.5, J.Collins 4.0, J.Schobert 3.0, E.Ogbah 3.0, C.Smith 1.0, J.Peppers 1.0, T.Carrie 1.0, T.Coley 0.5.

Browns 37, Opponents 38

RUSHING	NO	YDS	AVG	LG	TD
Chubb, Nick	192	996	5.2	92t	8
Hyde, Carlos	114	382	3.4	22	5
Johnson Jr., Duke	40	201	5.0	23	0
Mayfield, Baker	39	131	3.4	35	0
Taylor, Tyrod	16	125	7.8	24	1
Landry, Jarvis	3	60	20.0	51	1
Callaway, Antonio	2	7	3.5	15	0
Perriman, Breshad	2	2	1.0	7	0
Streeter, Rod	1	-11	-11.0	-11	0
Team	411	1,893	4.6	92t	15
Opponents	459	2,163	4.7	52	20

RECEIVING	NO	YDS	AVG	LG	TD
Landry, Jarvis	81	976	12.0	51t	4
Njoku, David	56	639	11.4	66	4
Johnson Jr., Duke	47	429	9.1	32	3
Callaway, Antonio	43	586	13.6	71	5
Higgins, Rashard	39	572	14.7	40	4
Chubb, Nick	20	149	7.5	24	2
Perriman, Breshad	16	340	21.3	66	2
Ratley, Damon	13	144	11.1	27	0
Fells, Darren	11	117	10.6	49t	3
Hilliard, Dontrell	9	105	11.7	24	0
Hyde, Carlos	6	29	4.8	9	0
DeValve, Seth	5	74	14.8	26	1
Willies, Derrick	3	61	20.3	39	0
Charles, Orson	3	23	7.7	9	0
Gordon, Josh	1	17	17.0	17t	1
Team	353	4,261	12.1	71	29
Opponents	393	4,370	11.1	67	21

INTERCEPTIONS	NO	YDS	AVG	LG	TD
Randall, Damarious	4	59	14.8	50	0
Ward, Denzel	3	26	8.7	26	0
Kirksey, Christian	2	17	8.5	13	0
Gaines, E.J.	1	0	0.0	0	0
Rice, Denzel	1	0	0.0	0	0
Collins Sr., Jamie	1	0	0.0	0	0
Mitchell, Terrance	1	0	0.0	0	0
Carrie, T.J.	1	0	0.0	0	0
Schobert, Joe	1	0	0.0	0	0
Peppers, Jabrill	1	0	0.0	0	0
Kindred, Derrick	1	-2	-2.0	-2	0
Team	17	100	5.9	50	0
Opponents	17	202	11.9	38t	2

PUNTING	NO	YDS	AVG	NET	TB	IN	LG	B
Colquitt, Britton	83	3,767	45.4	38.2	6	32	79	2
Team	85	3,767	44.3	38.2	6	32	79	2
Opponents	71	3,093	43.6	38.4	4	31	62	0

PUNT RETURNS	NO	FC	YDS	AVG	LG	TD
Peppers, Jabrill	25	22	219	8.8	33	0
Callaway, Antonio	5	1	61	12.2	37	0
Landry, Jarvis	2	1	10	5.0	8	0
Team	32	24	290	9.1	37	0
Opponents	37	22	397	10.7	49	0

KICKOFF RETURNS	NO	YDS	AVG	LG	TD
Peppers, Jabrill	19	408	21.5	29	0
Hilliard, Dontrell	11	264	24.0	31	0
Callaway, Antonio	8	143	17.9	35	0
Carrie, T.J.	2	33	16.5	19	0
Landry, Jarvis	2	22	11.0	14	0
Charles, Orson	1	12	12.0	12	0
Valjeje, Tanner	1	2	2.0	2	0
Team	44	884	20.1	35	0
Opponents	24	574	23.9	47	0

FIELD GOALS	1-19	20-29	30-39	40-49	50+	TOT
Joseph, Greg	0/0	4/4	7/7	5/7	1/2	17/20
Gonzalez, Zane	0/0	0/0	2/2	0/2	0/1	2/5
Team	0/0	4/4	9/9	5/9	1/3	19/20
Opponents	0/0	6/6	10/10	11/16	3/5	30/37

PASSING	ATT	CMP	YDS	PCT	AV/AT	TD	TD%	INT	INT%	LG	TKLD	RATNG
Mayfield, Baker	486	310	3,725	63.8	7.7	27	5.6	14	2.9	71	25/173	93.7
Taylor, Tyrod	85	42	473	49.4	5.6	2	2.4	2	2.4	47t	13/81	64.5
Landry, Jarvis	2	1	63	50.0	31.5	0	0.0	0	0.0	63	0/0	95.8
Hilliard, Dontrell	1	0	0	0.0	0.0	0	0.0	1	100.0	0	0/0	0.0
Team	574	353	4,261	61.5	7.4	29	5.1	17	3.0	71	38/254	88.8
Opponents	626	393	4,370	62.8	7.0	21	3.4	17	2.7	67	37/245	83.3

2019 (6-10)

STAFF

COACH: Freddie Kitchens
DISCUSSION FINISH: 3rd AFC North
2019 USUAL STARTING LINEUPS

OFFENSE		DEFENSE	
WR 80	Jarvis Landry	DE 95	Myles Garrett
LT 78	Greg Robinson	92	Chad Thomas
LG 75	Joel Bitonio	DT 65	Larry Ogunjobi
C 64	JC Tretter	DE 98	Sheldon Richardson
RG 77	Wyatt Teller	DE 54	Oliver Vernon
72	Eric Kush	WILL 51	Mack Wilson
RT 74	Chris Hubbard	MIKE 53	Joe Schobert
TE 88	Demetrius Harris	CB 21	Denzel Ward
WR 13	Odell Beckham Jr.	CB 26	Greddy Williams
QB 6	Baker Mayfield	38	T.J. Carrie
RB 24	Nick Chubb	S 23	Damarious Randall
27	Kareem Hunt	S 42	Morgan Burnett
TE 86	Pharaoh Brown	DB 31	Justin Burris
89	Stephen Carlsson	35	Jermaine Whitehead

RADIO ANNOUNCERS:
 Jim Donovan, Doug Dieken (92.3 The Fan WKRK-FM, ESPN 850 WKNR, WNCX 98.5 FM)

PLAYERS

2021 SEASON

HISTORY

RECORDS

GAME DAY

DATE	RESULT	OPPONENT	ATT
9/8	L, 13-43	Tennessee Titans	67,431
9/16	W, 23-3	at N.Y. Jets	78,523
9/22	L, 13-20	L.A. Rams	67,431
9/29	W, 40-25	at Baltimore Ravens	70,686
10/7	L, 3-31	at San Francisco 49ers	70,585
10/13	L, 28-32	Seattle Seahawks	67,431
10/27	L, 13-27	at New England Patriots	65,878
11/3	L, 19-24	at Denver Broncos	76,743
11/10	W, 19-16	Buffalo Bills	67,431
11/14	W, 21-7	Pittsburgh Steelers	67,431
11/24	W, 41-24	Miami Dolphins	67,431
12/1	L, 13-20	at Pittsburgh Steelers	62,157
12/8	W, 27-19	Cincinnati Bengals	67,431
12/15	L, 24-38	at Arizona Cardinals	63,345
12/22	L, 15-31	Baltimore Ravens	67,431
12/29	L, 23-33	at Cincinnati Bengals	47,759

TEAM STATISTICS	BROWNS	OPPONENT
Total First Downs	305	345
Rushing	90	124
Passing	180	184
Penalty	35	37
3rd Down: Made/Att	71/196	74/195
3rd Down Pct.	36.2	37.9
4th Down: Made/Att	7/17	6/17
4th Down Pct.	41.2	35.3
Possession Avg.	29:43	30:17
Total Net Yards	5,455	5,785
Avg. Per Game	340.9	361.6
Total Plays	973	1,014
Avg. Per Play	5.6	5.7
Net Yards Rushing	1,901	2,315
Avg. Per Game	118.8	144.7
Total Rushes	393	463
Net Yards Passing	3,554	3,470
Avg. Per Game	222.1	216.9
Sacked/Yards Lost	41/293	38/270
Gross Yards	3,847	3,740
Attempts/Completions	539/318	513/318
Completion Pct.	59.0	62.0
Had Intercepted	21	14
Punts/Average	65/45.4	61/45.5
Net Punting Avg.	41.5	41.5
Penalties/Yards	122/1,106	107/836
Fumbles/Ball Lost	14/7	17/6
Touchdowns	38	46
Rushing	15	19
Passing	22	25
Returns	1	2

SCORE BY PERIODS	1ST	2ND	3RD	4TH	OT	TOT
Team	77	110	61	87	0	335
Opponents	76	110	98	109	0	393

SCORING	TD	RU	PA	RT	PAT	FG	2PT	PTS
Seibert, Austin	0	0	0	0	30/35	25/29	0	105
Chubb, Nick	8	8	0	0	0/0	0/0	0	48
Landry, Jarvis	6	0	6	0	0/0	0/0	0	36
Beckham Jr., Odell	4	0	4	0	0/0	0/0	0	24
Seals-Jones, Ricky	4	0	4	0	0/0	0/0	0	24
Harris, Demetrius	3	0	3	0	0/0	0/0	1	20

Hunt, Kareem	3	2	1	0	0/0	0/0	0	18
Mayfield, Baker	3	3	0	0	0/0	0/0	0	18
Hilliard, Dontrell	2	2	0	0	0/0	0/0	0	12
Ratley, Damion	1	0	1	0	0/0	0/0	0	6
Njoku, David	1	0	1	0	0/0	0/0	0	6
Higgins, Rashard	1	0	1	0	0/0	0/0	0	6
Ward, Denzel	1	0	0	1	0/0	0/0	0	6
Carlson, Stephen	1	0	1	0	0/0	0/0	0	6
Team	38	15	22	1	30/35	25/29	1	335
Opponents	46	19	25	2	42/44	23/32	1	393

SACKS: M.Garrett 10.0, L.Ogunjobi 5.5, C.Thomas 4.0, O.Vernon 3.5, S.Richardson 3.0, D.Randall 2.5, J.Schobert 2.0, M.Burnett 2.0, J.Burns 1.0, P.Gustin 1.0, M.Wilson 1.0, E.Murray 1.0, T.Carrie 1.0, B.Cox 0.5.

Browns 18, Opponents 14

RUSHING	NO	YDS	AVG	LG	TD
Chubb, Nick	298	1,494	5.0	88t	8
Hunt, Kareem	43	179	4.2	16	2
Mayfield, Baker	28	141	5.0	18	3
Hilliard, Dontrell	13	49	3.8	11	2
Johnson, D'Ernest	4	21	5.3	13	0
Beckham Jr., Odell	3	10	3.3	11	0
Landry, Jarvis	1	10	10.0	10	0
Gilbert, Garrett	3	-3	-1.0	-1	0
Team	393	1,901	4.8	88t	15
Opponents	463	2,315	5.0	83t	19

RECEIVING	NO	YDS	AVG	LG	TD
Landry, Jarvis	83	1,174	14.1	65t	6
Beckham Jr., Odell	74	1,035	14.0	89t	4
Hunt, Kareem	37	285	7.7	29	0
Chubb, Nick	36	278	7.7	32	0
Harris, Demetrius	15	149	9.9	23	3
Seals-Jones, Ricky	14	229	16.4	59	4
Ratley, Damion	12	200	16.7	46t	1
Hilliard, Dontrell	12	92	7.7	19	0
Callaway, Antonio	8	89	11.1	41	0
Johnson, D'Ernest	6	71	11.8	27	0
Carlson, Stephen	5	51	10.2	21	1
Njoku, David	5	41	8.2	18	1
Hodge, Khadare	4	76	19.0	41	0
Higgins, Rashard	4	55	13.8	35	1
Brown, Pharaoh	2	27	13.5	18	0
Teller, Wyatt	1	-5	-5.0	-5	0
Team	318	3,847	12.1	89t	22
Opponents	318	3,740	11.8	75t	25

INTERCEPTIONS	NO	YDS	AVG	LG	TD
Schobert, Joe	4	24	6.0	20	0
Ward, Denzel	2	61	30.5	61t	1
Burnis, Justin	2	42	21.0	0	0
Burnett, Morgan	1	43	43.0	43	0
Mitchell, Terrance	1	28	28.0	28	0
Wilson, Mack	1	21	21.0	21	0
Lawrence, Davorae	1	0	0.0	0	0
Carrie, T.J.	1	0	0.0	0	0
Whitehead, Jermaine	1	0	0.0	0	0
Team	14	219	15.6	61t	1
Opponents	21	285	13.6	49	1

PUNTING	NO	YDS	AVG	NET	TB	IN	LG	B
Gilan, Jamie	63	2,913	46.2	41.6	5	28	71	1
Seibert, Austin	1	37	37.0	37.0	0	1	37	0
Team	65	2,950	45.4	41.5	5	29	71	1
Opponents	61	2,777	45.5	41.5	4	20	70	0

PUNT RETURNS	NO	FC	YDS	AVG	LG	TD
Hilliard, Dontrell	15	6	107	7.1	18	0
Landry, Jarvis	5	8	53	10.6	18	0
Johnson, D'Ernest	2	1	9	4.5	9	0
Beckham Jr., Odell	1	0	-6	-6.0	-6	0
Team	23	15	163	7.1	18	0
Opponents	20	18	151	7.6	32	0

KICKOFF RETURNS	NO	YDS	AVG	LG	TD
Hilliard, Dontrell	17	421	24.8	74	0
Thomas, Tavierre	10	204	20.4	31	0
Johnson, D'Ernest	5	129	25.8	47	0
Taylor, Taywan	3	53	17.7	23	0
Ratley, Damion	1	12	12.0	12	0
Higgins, Rashard	1	8	8.0	8	0
Carlson, Stephen	1	3	3.0	3	0
Team	38	830	21.8	74	0
Opponents	46	937	20.4	34	0

FIELD GOALS	1-19	20-29	30-39	40-49	50+	TOT
Seibert, Austin	0/0	6/6	9/9	9/12	1/2	25/29
Team	0/0	6/6	9/9	9/12	1/2	25/29
Opponents	0/0	6/7	7/10	8/11	2/4	23/32

PASSING	ATT	CMP	YDS	PCT	AV/AT	TD	TD%	INT	INT%	LG	TKLD	RATNG
Mayfield, Baker	534	317	3,827	59.4	7.2	22	4.1	21	3.9	89t	40/285	78.8
Beckham Jr., Odell	2	1	20	50.0	10.0	0	0.0	0	0.0	20	0/0	85.4
Gilbert, Garrett	3	0	0	0.0	0.0	0	0.0	0	0.0	0	0/0	39.6
Hunt, Kareem	0	0	0	0.0	0.0	0	0.0	0	0.0	0	1/8	0.0
Team	539	318	3,847	59.0	7.1	22	4.1	21	3.9	89t	41/293	78.3
Opponents	513	318	3,740	62.0	7.3	25	4.9	14	2.7	75t	38/270	89.0

2020 (11-5)

COACH: Kevin Stefanski
DIVISION FINISH: 3rd AFC North
2020 USUAL STARTING LINEUPS

OFFENSE		DEFENSE	
WR 80 Jarvis Landry	DE 95 Myles Garrett	DE 95 Myles Garrett	
LT 71 Jedrick Willis Jr.	DT 65 Larry Ogunjobi	DT 65 Larry Ogunjobi	
LG 75 Joel Bitonio	DT 98 Sheldon Richardson	DT 98 Sheldon Richardson	
C 64 JC Tretter	DE 54 Oliver Vernon	DE 54 Oliver Vernon	
RG 77 Wyatt Teller	WILL 51 Mack Wilson	WILL 51 Mack Wilson	
RT 78 Jack Conklin	MIKE 93 B.J. Goodson	MIKE 93 B.J. Goodson	
TE 81 Austin Hooper	SAM 44 Sione Takitaki	SAM 44 Sione Takitaki	
WR 13 Odell Beckham Jr.	CB 21 Denzel Ward	CB 21 Denzel Ward	
82 Rashard Higgins	28 Kerion Johnson	28 Kerion Johnson	
QB 6 Baker Mayfield	CB 39 Terrance Mitchell	CB 39 Terrance Mitchell	
RB 24 Nick Chubb	S 23 Andrew Sendejko	S 23 Andrew Sendejko	
27 Kareem Hunt	S 33 Ronnie Harrison Jr.	S 33 Ronnie Harrison Jr.	
TE 88 Harrison Bryant	42 Karl Joseph	42 Karl Joseph	

RADIO ANNOUNCERS:
 Jim Donovan, Doug Dieken (92.3 The Fan WKRR-FM, ESPN 850 WKNR, WNCX 98.5 FM)

DATE	RESULT	OPPONENT	ATT
9/13	L, 6-38	@ Baltimore Ravens	0
9/17	W, 35-30	Cincinnati Bengals	6,000
9/27	W, 34-20	Washington Football Team	6,000
10/4	W, 49-38	@ Dallas Cowboys	25,021
10/11	W, 32-23	Indianapolis Colts	11,759
10/18	L, 7-38	@ Pittsburgh Steelers	5,260
10/25	W, 37-34	@ Cincinnati Bengals	9,732
11/1	L, 6-16	Las Vegas Raiders	10,972
11/15	W, 10-7	Houston Texans	10,613
11/22	W, 22-17	Philadelphia Eagles	11,133
11/29	W, 27-25	@ Jacksonville Jaguars	15,926
12/6	W, 41-35	@ Tennessee Titans	13,986
12/14	L, 42-47	Baltimore Ravens	11,974
12/20	W, 20-6	@ N.Y. Giants	0
12/27	L, 16-23	@ N.Y. Jets	0
1/3	W, 24-22	Pittsburgh Steelers	11,989
1/10	W, 48-37	WILD CARD PLAYOFF @ Pittsburgh Steelers	0
1/17	L, 17-22	DIVISIONAL PLAYOFF @ Kansas City Chiefs	16,730

TEAM STATISTICS	BROWNS	OPPONENT					
Total First Downs	355	352					
Rushing	133	116					
Passing	195	214					
Penalty	27	22					
3rd Down: Made/Att	88/196	90/205					
3rd Down Pct.	44.9	43.9					
4th Down: Made/Att	8/24	22/27					
4th Down Pct.	33.3	81.5					
Possession Avg.	30.54	29.06					
Total Net Yards	5,913	5,735					
Avg. Per Game	369.6	358.4					
Total Plays	1,022	1,035					
Avg. Per Play	5.8	5.5					
Net Yards Rushing	2,374	1,773					
Avg. Per Game	148.4	110.8					
Total Rushes	495	412					
Net Yards Passing	3,539	3,962					
Avg. Per Game	221.2	247.6					
Sacked/Yards Lost	26/162	38/262					
Gross Yards	3,701	4,224					
Attempts/Completions	501/315	585/371					
Completion Pct.	62.9	63.4					
Had Intercepted	8	11					
Punts/Average	51/44.0	50/43.4					
Net Punting Avg.	38.3	39.9					
Penalties/Yards	100/870	84/690					
Fumbles/Ball Lost	23/8	23/10					
Touchdowns	50	50					
Rushing	21	16					
Passing	27	31					
Returns	2	3					
SCORE BY PERIODS	1ST	2ND	3RD	4TH	OT	TOT	
Team	63	157	65	123	0	408	
Opponents	78	100	93	148	0	419	
SCORING	TD	RU	PA	RT	FG	2PT	PTS
Parkey, Cody	0	0	0	0	43/47	19/22	0
Chubb, Nick	12	12	0	0	0/0	0/0	72
Hunt, Kareem	11	6	5	0	0/0	0/0	66
Hooper, Austin	4	0	4	0	0/0	0/0	24
Higgins, Rashard	4	0	4	0	0/0	0/0	24

Beckham Jr., Odell	4	1	3	0	0/0	0/0	0	24
Bryant, Harrison	3	0	3	0	0/0	0/0	0	18
Landry, Jarvis	4	1	3	0	0/0	0/0	0	24
Peoples-Jones, Donovan	2	0	2	0	0/0	0/0	1	14
Njoku, David	2	0	2	0	0/0	0/0	0	12
Harrison, Ronnie	1	0	0	1	0/0	0/0	0	6
Lamm, Kendall	1	0	1	0	0/0	0/0	0	6
Mayfield, Baker	1	1	0	0	0/0	0/0	0	6
Takitaki, Sione	1	0	0	1	0/0	0/0	0	6
Vernon, Oliver	0	0	0	0	0/0	0/0	0	2
Carlson, Stephen	0	0	0	0	0/0	0/0	1	2
Team	50	21	27	2	43/48	19/24	2	408
Opponents	50	16	31	3	38/41	23/27	5	419

SACKS: M. Garrett 12.0, O. Vernon 9.0, S. Richardson 4.5, A. Clayborn 3.5, L. Ogunjobi 2.5, R. Harrison 1.0, M. Stewart 1.0, M. Smith 1.0, T. Thomas 1.0, S. Takitaki 1.0, K. Johnson 0.5, B. Goodson 0.5, S. Redwine 0.5.

RUSHING					
NO	YDS	AVG	LG	TD	
Chubb, Nick	190	1,067	5.6	59	12
Hunt, Kareem	198	841	4.2	33	6
Johnson, D'Ernest	33	166	5.0	28	0
Mayfield, Baker	54	165	3.1	28	1
Beckham Jr., Odell	3	72	24.0	50	1
Hilliard, Dontrell	9	48	5.3	19	0
Landry, Jarvis	4	10	2.5	5	1
Janovich, Andy	2	4	2.0	2	0
Natson, JoJo	0	3	3.0	3	0
Carlson, Stephen	0	0	0.0	0	0
Gillan, Jamie	1	-2	-2.0	0	0
Team	495	2,374	4.8	59	21
Opponents	412	1,773	4.3	44	16

RECEIVING					
NO	YDS	AVG	LG	TD	
Landry, Jarvis	72	840	11.7	32	3
Hooper, Austin	46	435	9.5	36	4
Hunt, Kareem	38	304	8.0	26	5
Higgins, Rashard	37	599	16.2	43	4
Bryant, Harrison	24	238	9.9	35	3
Beckham Jr., Odell	23	319	13.9	43	3
Njoku, David	19	213	11.2	28	2
Chubb, Nick	16	150	9.4	26	0
Peoples-Jones, Donovan	14	304	21.7	75	2
Hodge, KhaDarel	11	180	16.4	42	0
Bradley, Ja Marcus	5	60	12.0	22	0
Johnson, D'Ernest	3	14	4.7	5	0
Janovich, Andy	2	13	6.5	13	0
Hall, Marvin	1	12	12.0	12	0
Carlson, Stephen	1	11	11.0	11	0
Mayfield, Baker	1	6	6.0	6	0
Hilliard, Dontrell	1	2	2.0	2	0
Lamm, Kendall	1	1	1.0	1	1
Taylor, Taywan	0	0	0.0	0	0
Team	315	3,701	11.7	75	27
Opponents	371	4,224	11.4	47	31

INTERCEPTIONS					
NO	YDS	AVG	LG	TD	
Stewart, M.J.	2	51	25.5	30	0
Goodson, B.J.	2	7	3.5	7	0
Ward, Denzel	2	0	0.0	0	0
Takitaki, Sione	1	50	50.0	50	1
Joseph, Karl	1	49	49.0	49	0
Harrison, Ronnie	1	47	47.0	47	1
Redwine, Sheldrick	1	8	8.0	8	0
Smith, Malcolm	1	2	2.0	2	0
Team	11	214	19.5	55	2
Opponents	8	127	15.9	33	1

PUNTING							
NO	YDS	AVG	NET	TB	IN	LG	B
Gillan, Jamie	51	2,244	44.0	38.3	3	14	59
Team	51	2,244	44.0	38.3	3	14	59
Opponents	50	2,171	43.4	39.9	3	22	64

PUNT RETURNS					
NO	FC	YDS	AVG	LG	TD
Peoples-Jones, Donovan	18	7	77	4.3	13
Natson, JoJo	3	0	25	8.3	13
Johnson, D'Ernest	3	4	13	4.3	10
Team	24	11	115	4.8	13
Opponents	25	15	229	9.2	27

KICKOFF RETURNS					
NO	YDS	AVG	LG	TD	
Peoples-Jones, Donovan	18	379	21.1	33	0
Johnson, D'Ernest	14	379	27.1	43	0
Hilliard, Dontrell	2	21	10.5	13	0
Natson, JoJo	1	31	31.0	31	0
Janovich, Andy	1	13	13.0	13	0
Team	36	795	22.1	43	0
Opponents	38	998	26.3	10	1

FIELD GOALS						
1-19	20-29	30-39	40-49	50+	TOT	
Parkey, Cody	0/0	5/5	4/6	10/11	0/0	19/22
Gillan, Jamie	0/0	0/0	0/0	0/0	0/1	0/1
Seibert, Austin	0/0	0/0	0/0	0/1	0/0	0/1
Team	0/0	5/5	4/6	10/12	0/1	19/24
Opponents	0/0	7/7	9/9	5/7	2/4	23/27

PASSING	ATT	CMP	YDS	PCT	AV/AT	TD	TD%	INT	INT%	LG	TKLD	RATING
Mayfield, Baker	486	305	3,563	62.8	7.3	26	5.3	8	1.6	75	26/162	95.9
Landry, Jarvis	4	4	74	100.0	18.5	1	25.0	0	0.0	37	0/0	158.3
Keenum, Case	10	5	46	50.0	4.6	0	0.0	0	0.0	24	0/0	62.9
Beckham Jr., Odell	1	1	18	100.0	18.0	0	0.0	0	0.0	18	0/0	118.8
Team	501	315	3,701	62.9	7.4	27	5.4	8	1.6	75	26/162	96.6
Opponents	585	371	4,224	63.4	7.2	31	5.3	11	1.9	47	38/262	94.8

STAFF
PLAYERS
2021 SEASON
HISTORY
RECORDS
GAME DAY

2021 (8-9)

STAFF

COACH: Kevin Stefanski
DIVISION FINISH: 3rd AFC North
2021 USUAL STARTING LINEUPS

OFFENSE		DEFENSE	
WR 80	Jarvis Landry	DE 95	Myles Garrett
LT 71	Jedrick Willis Jr.	DT 97	Malik Jackson
LG 75	Joel Bitonio	DT 58	Malik McDowell
C 64	JC Tretter	DE 90	Jadeveon Clowney
RG 77	Wyatt Teller	WILL 28	Jeremiah Owusu-Koramoah
RT 78	Jack Conklin	MIKE 4	Anthony Walker Jr.
62	Blake Hance	SAM 44	Sione Takitaki
TE 85	David Njoku	CB 21	Denzel Ward
WR 11	Donovan Peoples-Jones	26	Greedy Williams
QB 6	Baker Mayfield	CB 20	Greg Newsome II
RB 24	Nick Chubb	23	Troy Hill
27	Kareem Hunt	S 43	John Johnson III
TE 81	Austin Hooper	S 22	Grant Delpit
		33	Ronnie Harrison Jr.

RADIO ANNOUNCERS:
 Jim Donovan, Doug Dieken (92.3 The Fan WKRR-FM, ESPN 850 WKNR, WNCX 98.5 FM)

PLAYERS

DATE	RESULT	OPPONENT	ATT
9/12	L, 29-33	at Kansas City Chiefs	72,973
9/19	W, 31-21	Houston Texans	67,431
9/26	W, 26-6	Chicago Bears	67,431
10/3	W, 14-7	at Minnesota Vikings	66,703
10/10	L, 42-47	at Los Angeles Chargers	70,240
10/17	L, 14-37	Arizona Cardinals	67,431
10/21	W, 17-14	Denver Broncos	67,431
10/31	L, 10-15	Pittsburgh Steelers	67,431
11/7	W, 41-16	at Cincinnati Bengals	65,451
11/14	L, 7-45	at New England Patriots	65,878
11/21	W, 13-10	Detroit Lions	67,431
11/28	L, 10-16	at Baltimore Ravens	70,355
12/12	W, 24-22	Baltimore Ravens	67,431
12/20	L, 14-16	Las Vegas Raiders	67,431
12/25	L, 22-24	at Green Bay Packers	71,901
1/3	L, 14-26	at Pittsburgh Steelers	63,624
1/9	W, 21-16	Cincinnati Bengals	67,431

TEAM STATISTICS	BROWNS	OPPONENT
Total First Downs	342	327
Rushing	138	108
Passing	177	184
Penalty	27	35
3rd Down: Made/Att	83/212	86/219
3rd Down Pct.	39.2%	39.3%
4th Down: Made/Att	12/29	16/25
4th Down Pct.	41.4%	64.0%
Possession Avg.	30.48	29.12
Total Net Yards	5791	5296
Avg. Per Game	340.6	311.5
Total Plays	1054	1056
Avg. Per Play	5.5	5.0
Net Yards Rushing	2471	1857
Avg. Per Game	145.4	109.2
Total Rushes	485	437
Net Yards Passing	3320	3439
Avg. Per Game	195.3	202.3
Sacked/Yards Lost	49/299	43/273
Gross Yards	3619	3712
Attempts/Completions	520/320	576/367
Completion Pct.	61.5%	63.7%
Had Intercepted	14	13
Punts/Average	67/43.0	71/48.2
Net Punting Yards	38.3	42.1
Penalties/Yards	112/1035	98/877
Fumbles/Ball Lost	20/8	24/6
Touchdowns	43	43
Rushing	20	13
Passing	21	29
Returns	2	1

SCORE BY PERIODS	1ST	2ND	3RD	4TH	OT	TOT
Team	68	133	68	80	0	349
Opponents	65	102	74	130	0	371

SCORING	TD	RU	PA	RT	PAT	FG	PNT	TOT	
McLaughlin, Chase	0	0	0	0	0	36/37	15/21	0	81
Chubb, Nick	9	8	1	0	0/0	0/0	0	54	
Hunt, Kareem	5	0	0	0/0	0/0	1	32	31	
Landry, Jarvis	4	2	2	0	0/0	0/0	0	24	
Njoku, David	4	0	4	0	0/0	0/0	0	24	
Hooper, Austin	3	0	3	0	0/0	0/0	1	20	
Johnson, D'Ernest	3	3	0	0	0/0	0/0	0	18	
Bryant, Harrison	3	0	3	0	0/0	0/0	0	18	
Peoples-Jones, Donovan	3	0	3	0	0/0	0/0	0	18	

Felton Jr., Demetric	2	0	2	0	0/0	0/0	0	12
Janovich, Andy	1	1	0	0	0/0	0/0	0	8
Higgins, Rashard	1	1	0	0	0/0	0/0	0	6
Garrett, Myles	1	0	0	1	0/0	0/0	0	6
Stanton IV, Johnny	1	0	1	0	0/0	0/0	0	6
Mayfield, Baker	1	1	0	0	0/0	0/0	0	6
Ward, Denzel	1	0	0	1	0/0	0/0	0	6
Schwartz, Anthony	1	0	1	0	0/0	0/0	0	6
Naggar, Chris	0	0	0	0	1/2	1/1	0	4
Team	43	20	21	2	37/39	66/22	3	349
Opponents	43	13	29	1	33/35	26/27	1	371

SACKS: M. Garrett 16.0, J. Clowney 9.0, M. McDowell 3.0, T. McKinley 2.5, T. Hill 2.0, J. Owusu-Koramoah 1.5, J. Jackson 1.5, R. Harrison 1.0, G. Delpit 1.0, G. Thompson 1.0, A. Walker Jr. 1.0, S. Day 1.0, M. Jackson 0.5, J. Elliott 0.5, D. Ward 0.5, J. Johnson 0.5, T. Tojalaj 0.5.

RUSHING		NO	YDS	AVG	LG	TD
Chubb, Nick	228	1259	5.5	70t	8	
Johnson, D'Ernest	100	534	5.3	30	3	
Hunt, Kareem	78	386	4.9	33	5	
Mayfield, Baker	37	134	3.6	14	1	
Landry, Jarvis	6	40	6.7	16t	2	
Schwartz, Anthony	6	39	6.5	10	0	
Felton Jr., Demetric	7	24	3.4	12	0	
Keenum, Case	12	22	1.8	10	0	
Beckham Jr., Odell	2	14	7.0	10	0	
Kelly Jr., John	2	13	6.5	11	0	
Stanton IV, Johnny	3	5	1.7	3	0	
Njoku, David	1	1	1.0	1	0	
Janovich, Andy	2	0	0.0	11	1	
Gilani, Jamie	1	0	0.0	0	0	
Team	485	2471	5.1	70t	20	
Opponents	437	1857	4.2	57t	13	

RECEIVING		NO	YDS	AVG	LG	TD
Landry, Jarvis	52	570	11.0	38	2	
Hooper, Austin	38	345	9.1	34	3	
Njoku, David	36	475	13.2	71t	4	
Peoples-Jones, Donovan	34	597	17.6	60t	3	
Higgins, Rashard	24	275	11.5	21	1	
Hunt, Kareem	22	174	7.9	23	0	
Bryant, Harrison	21	233	11.1	41	3	
Chubb, Nick	20	174	8.7	40	1	
Johnson, D'Ernest	19	137	7.2	18	0	
Felton Jr., Demetric	18	181	10.1	33t	2	
Beckham Jr., Odell	17	232	13.6	26	2	
Schwartz, Anthony	10	135	13.5	44	1	
Bradley, Ja Marcus	4	64	16.0	37	0	
Janovich, Andy	3	9	3.0	3	0	
Stanton IV, Johnny	2	7	3.5	6	1	
Mayfield, Baker	0	11	0.0	11	0	
Team	320	3619	11.3	71t	21	
Opponents	367	3712	10.1	75t	29	

INTERCEPTIONS		NO	YDS	AVG	LG	TD
Ward, Denzel	3	103	34.3	99t	1	
Johnson, John	3	31	10.3	31	0	
Williams, Greedy	2	7	3.5	7	0	
Smith, Malcolm	2	1	0.5	1	0	
Delpit, Grant	1	5	5.0	5	0	
Green, A.J.	1	1	1.0	1	0	
Harrison, Ronnie	1	0	0.0	0	0	
Team	13	148	11.4	99t	1	
Opponents	14	175	12.5	37	0	

PUNTING		NO	YDS	AVG	NET	TB	IN	LG	B
Gilani, Jamie	42	1842	43.9	39.5	1	15	65	0	
Colquhoun, Dustin	25	1038	41.5	36.1	2	6	56	0	
Naggar, Chris	67	2890	43.0	38.3	3	21	65	0	
Opponents	71	3425	48.2	42.1	5	16	66	0	

PUNT RETURNS		NO	FC	YDS	AVG	LG	TD
Felton Jr., Demetric	12	2	227	7.1	24	0	
Peoples-Jones, Donovan	12	3	95	7.9	20	0	
Natson, JoJo	3	0	15	5.0	8	0	
Team	47	5	337	7.2	24	0	
Opponents	30	15	257	8.6	29	0	

KICKOFF RETURNS		NO	YDS	AVG	LG	TD
Schwartz, Anthony	15	322	21.5	35	0	
Felton Jr., Demetric	9	172	19.1	28	0	
Johnson, D'Ernest	6	139	23.2	29	0	
Natson, JoJo	5	107	21.4	28	0	
Bradley, Ja Marcus	2	49	24.5	25	0	
Janovich, Andy	2	19	9.5	13	0	
Stewart, M.J.	1	20	20.0	20	0	
Team	40	628	20.7	35	0	
Opponents	39	791	20.3	31	0	

FIELD GOALS		1-19	20-29	30-39	40-49	50+	TOT
McLaughlin, Chase	0/0	3/3	4/4	4/10	4/4	15/21	
Naggar, Chris	0/0	0/0	1/1	0/0	0/0	1/1	
Team	0/0	3/3	5/5	4/10	4/4	16/22	
Opponents	0/0	6/6	7/7	8/9	5/5	26/27	

RECORDS

PASSING	ATT	CMP	YDS	PCT	AV/AT	TD	TD%	INT	INT%	LG	TKLD	RATING
Mayfield, Baker	418	253	3010	60.5%	7.2	17	4.1%	13	3.1%	71t	43/269	83.1
Keenum, Case	72	47	462	65.3%	6.4	3	4.2%	1	1.4%	34	5/29	91.3
Mullens, Nick	30	20	147	66.7%	4.9	1	3.3%	0	0.0%	25	0/0	89.2
Landry, Jarvis	0	0	0	0.0%	0.0	0	0.0%	0	0.0%	0	1/1	0.0
Team	520	320	3619	61.5%	7.0	21	4.0%	14	2.7%	71t	49/299	84.6
Opponents	576	367	3712	63.7%	6.4	29	5.0%	13	2.3%	75t	43/273	89.4

GAME DAY

ALL-TIME ATTENDANCE

YEAR	HOME GAMES	HOME ATTEND	ROAD ATTEND	PRESEASON ATTEND	PLAYOFF ATTEND	TOTAL ATTEND
1946	7	339,962	206,060	35,964	40,469	622,455
1947	7	392,760	270,619	33,106	61,879	758,364
1948	7	318,619	270,728	43,279	22,981	655,607
1949	6	189,604	211,565	63,997	39,820	504,986
1950	6	200,319	232,361	125,642	62,805	621,127
1951	6	231,414	231,854	259,359	57,540	780,167
1952	6	240,204	200,656	116,310	50,934	608,104
1953	6	274,671	183,272	189,571	54,577	702,091
1954	6	183,476	200,101	182,255	43,827	609,659
1955	6	251,444	220,892	247,200	87,695	807,231
1956	6	221,648	161,887	302,221	—	685,756
1957	6	324,165	222,185	226,348	55,263	827,961
1958	6	370,781	264,375	224,602	61,174	920,932
1959	6	338,380	257,990	191,477	—	787,847
1960	6	337,972	234,767	*197,513	—	770,252
1961	7	426,886	268,909	173,603	—	869,398
1962	7	422,043	289,807	240,081	—	951,931
1963	7	487,430	331,642	*267,807	—	1,086,879
1964	7	549,334	337,929	218,544	79,544	1,185,351
1965	7	557,283	369,055	254,591	50,852	1,231,781
1966	7	544,250	389,783	246,708	—	1,180,741
1967	7	544,807	402,976	*295,514	70,786	1,314,083
1968	7	527,107	366,524	291,232	162,125	1,346,988
1969	7	578,360	380,442	283,248	117,221	1,359,271
1970	7	567,377	379,082	347,558	—	1,294,017
1971	7	541,505	381,467	334,051	74,082	1,331,105
1972	7	528,591	382,182	397,140	80,010	1,387,923
1973**	7	490,406	382,124	329,183	—	1,201,713
1974	7	424,412	319,684	200,904	—	945,000
1975	7	390,440	358,175	180,338	—	928,953
1976	7	472,602	310,340	183,434	—	966,376
1977	7	480,805	380,166	248,178	—	1,109,149
1978	8	510,046	397,891	127,918	—	1,035,855
1979	8	593,821	400,029	169,623	—	1,163,473
1980	8	620,496	419,834	197,991	77,655	1,315,976
1981	8	601,725	470,856	232,523	—	1,305,104
1982	4	251,314	245,350	209,598	56,555	762,817
1983	8	564,639	414,621	202,840	—	1,182,100
1984	8	458,433	345,159	162,367	—	965,959
1985	8	535,752	445,250	156,607	75,128	1,212,737
1986	8	583,739	452,237	192,060	158,021	1,386,057
1987	7	492,939	378,368	193,325	154,579	1,219,211
1988	8	615,545	469,029	238,380	74,977	1,397,931
1989	8	613,415	483,534	289,305	153,752	1,540,006
1990	8	568,093	516,085	233,158	—	1,317,336
1991	8	571,752	432,264	216,260	—	1,220,276
1992	8	560,417	416,269	203,012	—	1,179,698
1993	8	568,474	415,133	166,496	—	1,150,103
1994	8	559,582	492,141	197,793	135,637	1,385,153
1995	8	512,392	458,037	177,653	—	1,148,082
1999	8	580,934	482,769	297,883	—	1,361,586
2000	8	581,544	475,595	270,697	—	1,327,836
2001	8	583,094	506,492	280,694	—	1,370,280
2002	8	586,294	523,767	265,136	62,595	1,446,792
2003	8	585,564	553,876	268,108	—	1,407,548
2004	8	584,840	556,930	282,059	—	1,423,829
2005	8	578,330	502,742	255,658	—	1,336,730
2006	8	578,672	533,569	275,716	—	1,387,957
2007	8	584,006	526,080	275,716	—	1,385,802
2008	8	582,230	565,392	265,211	—	1,412,833
2009	8	551,110	503,105	265,228	—	1,391,443
2010	8	528,933	488,974	225,951	—	1,243,858
2011	8	526,997	486,462	242,099	—	1,255,558
2012	8	533,058	532,210	235,981	—	1,301,249
2013	8	569,939	552,811	240,750	—	1,363,500
2014	8	539,400	544,455	243,632	—	1,327,487
2015	8	529,488	532,774	228,268	—	1,290,530
2016	8	514,489	530,336	242,829	—	1,287,654
2017	7	436,823	456,947	232,361	—	1,126,131
2018	8	526,122	519,319	243,120	—	1,288,561
2019	8	539,448	535,676	242,105	—	1,317,229
2020	8	80,440	69,925	—	16,730	167,095
2021	9	606,879	553,125	171,508	—	1,331,512
TOTALS		34,840,265	28,585,017	16,057,577	2,239,213	81,794,072

* Includes Miami Playoff Bowl games at end of season.
 ** First year of new method of announcing attendance.

STAFF PLAYERS 2021 SEASON HISTORY RECORDS GAME DAY

YEARLY RESULTS

YEAR	LEAGUE	REGULAR SEASON				PLAYOFFS				COMBINED RECORD			
		W	L	T	%	W	L	T	%	W	L	T	%
1946 #	AAFC	12	2	0	.857	1	0	0	1.000	13	2	0	.867
1947 #	AAFC	12	1	1	.923	1	0	0	1.000	13	1	1	.929
1948 #	AAFC	14	0	0	1.000	1	0	0	1.000	15	0	0	1.000
1949 #	AAFC	9	1	2	.900	2	0	0	1.000	11	1	2	.917
1950 #	NFL	10	2	0	.833	2	0	0	1.000	12	2	0	.857
1951 #	NFL	11	1	0	.917	0	1	0	.000	11	2	0	.846
1952 #	NFL	8	4	0	.667	0	1	0	.000	8	5	0	.615
1953 #	NFL	11	1	0	.917	0	1	0	.000	11	2	0	.846
1954 #	NFL	9	3	0	.750	1	0	0	1.000	10	3	0	.769
1955 #	NFL	9	2	1	.818	1	0	0	1.000	10	2	1	.833
1956	NFL	5	7	0	.417	0	0	0	.000	5	7	0	.417
1957 #	NFL	9	2	1	.818	0	1	0	.000	9	3	1	.750
1958 #	NFL	9	3	0	.750	0	1	0	.000	9	4	0	.692
1959	NFL	7	5	0	.583	0	0	0	.000	7	5	0	.583
1960	NFL	8	3	1	.727	0	0	0	.000	8	3	1	.727
1961	NFL	8	5	1	.615	0	0	0	.000	8	5	1	.615
1962	NFL	7	6	1	.538	0	0	0	.000	7	6	1	.538
1963	NFL	10	4	0	.714	0	0	0	.000	10	4	0	.714
1964 #	NFL	10	3	1	.769	1	0	0	1.000	11	3	1	.786
1965 #	NFL	11	3	0	.786	0	1	0	.000	11	4	0	.733
1966	NFL	9	5	0	.643	0	0	0	.000	9	5	0	.643
1967 #	NFL	9	5	0	.643	0	1	0	.000	9	6	0	.600
1968 #	NFL	10	4	0	.714	1	1	0	.500	11	5	0	.688
1969 #	NFL	10	3	1	.769	1	1	0	.500	11	4	1	.733
1970	NFL	7	7	0	.500	0	0	0	.000	7	7	0	.500
1971 #	NFL	9	5	0	.643	0	1	0	.000	9	6	0	.600
1972 #	NFL	10	4	0	.714	0	1	0	.000	10	5	0	.667
1973	NFL	7	5	2	.583	0	0	0	.000	7	5	2	.583
1974	NFL	4	10	0	.286	0	0	0	.000	4	10	0	.286
1975	NFL	3	11	0	.214	0	0	0	.000	3	11	0	.214
1976	NFL	9	5	0	.643	0	0	0	.000	9	5	0	.643
1977	NFL	6	8	0	.429	0	0	0	.000	6	8	0	.429
1978	NFL	8	8	0	.500	0	0	0	.000	8	8	0	.500
1979	NFL	9	7	0	.563	0	0	0	.000	9	7	0	.563
1980 #	NFL	11	5	0	.688	0	1	0	.000	11	6	0	.647
1981	NFL	5	11	0	.313	0	0	0	.000	5	11	0	.313
1982 *	NFL	4	5	0	.444	0	1	0	.000	4	6	0	.400
1983	NFL	9	7	0	.563	0	0	0	.000	9	7	0	.563
1984	NFL	5	11	0	.313	0	0	0	.000	5	11	0	.313
1985 #	NFL	8	8	0	.500	0	1	0	.000	8	9	0	.471
1986 #	NFL	12	4	0	.750	1	1	0	.500	13	5	0	.722
1987 #	NFL	10	5	0	.667	1	1	0	.500	11	6	0	.647
1988 *	NFL	10	6	0	.625	0	1	0	.000	10	7	0	.588
1989 #	NFL	9	6	1	.600	1	1	0	.500	10	7	1	.588
1990	NFL	3	13	0	.188	0	0	0	.000	3	13	0	.188
1991	NFL	6	10	0	.375	0	0	0	.000	6	10	0	.375
1992	NFL	7	9	0	.438	0	0	0	.000	7	9	0	.438
1993	NFL	7	9	0	.438	0	0	0	.000	7	9	0	.438
1994 *	NFL	11	5	0	.688	1	1	0	.500	12	6	0	.667
1995	NFL	5	11	0	.313	0	0	0	.000	5	11	0	.313
1999	NFL	2	14	0	.125	0	0	0	.000	2	14	0	.125
2000	NFL	3	13	0	.188	0	0	0	.000	3	13	0	.188
2001	NFL	7	9	0	.438	0	0	0	.000	7	9	0	.438
2002 *	NFL	9	7	0	.563	0	1	0	.000	9	8	0	.529
2003	NFL	5	11	0	.313	0	0	0	.000	5	11	0	.313
2004	NFL	4	12	0	.250	0	0	0	.000	4	12	0	.250
2005	NFL	6	10	0	.375	0	0	0	.000	6	10	0	.375
2006	NFL	4	12	0	.250	0	0	0	.000	4	12	0	.250
2007	NFL	10	6	0	.625	0	0	0	.000	10	6	0	.625
2008	NFL	4	12	0	.250	0	0	0	.000	4	12	0	.250
2009	NFL	5	11	0	.313	0	0	0	.000	5	11	0	.313
2010	NFL	5	11	0	.313	0	0	0	.000	5	11	0	.313
2011	NFL	4	12	0	.250	0	0	0	.000	4	12	0	.250
2012	NFL	5	11	0	.313	0	0	0	.000	5	11	0	.313
2013	NFL	4	12	0	.250	0	0	0	.000	4	12	0	.250
2014	NFL	7	9	0	.438	0	0	0	.000	7	9	0	.438
2015	NFL	3	13	0	.188	0	0	0	.000	3	13	0	.188
2016	NFL	1	15	0	.063	0	0	0	.000	1	15	0	.063
2017	NFL	0	16	0	.000	0	0	0	.000	0	16	0	.000
2018	NFL	7	8	1	.469	0	0	0	.000	7	8	1	.469
2019	NFL	6	10	0	.375	0	0	0	.000	6	10	0	.375
2020*	NFL	11	5	0	.688	1	1	0	.500	12	6	0	.667
2021	NFL	8	9	0	.470	0	0	0	.000	8	9	0	.470
NFL Totals		494	514	11	.490	12	21	0	.364	506	535	11	.486
AAFC Totals		47	4	3	.898	5	0	0	1.000	52	4	3	.907
Franchise Totals		539	518	14	.510	17	21	0	.447	558	539	14	.509

Bold Denotes League Champions: 8 times (4 AAFC 1946, 1947, 1948, 1949; 4 NFL 1950, 1954, 1955, 1964)

Denotes playoff appearance; 24 post-season appearances

* Denotes wild-card qualifier for playoffs

BROWNS IN NFL CHAMPIONSHIP GAMES

12/24/1950: BROWNS 30, vs. Los Angeles Rams 28
 12/23/1951: at Los Angeles Rams 24, BROWNS 17
 12/18/1952: vs. Detroit Lions 17, BROWNS 7
 12/17/1953: at Detroit Lions 17, BROWNS 16
 12/26/1954: BROWNS 56, vs. Detroit Lions 10
 12/26/1955: BROWNS 38, at Los Angeles Rams 14
 12/29/1957: at Detroit Lions 59, BROWNS 14
 12/27/1964: BROWNS 27, vs. Baltimore Colts 0
 1/2/1966: at Green Bay Packers 23, BROWNS 12
 12/29/1968: vs. Baltimore Colts 34, BROWNS 0
 1/4/1970: at Minnesota Vikings 27, BROWNS 7

BROWNS IN CONFERENCE PLAYOFF GAMES

12/17/1950: BROWNS 8, vs. New York Giants 3
 12/21/1958: at New York Giants 10, BROWNS 0
 12/24/1967: at Dallas Cowboys 52, BROWNS 14
 12/21/1968: BROWNS 31, vs. Dallas Cowboys 20
 12/28/1969: BROWNS 38, at Dallas Cowboys 14
 1/11/1987: vs. Denver Broncos 23, BROWNS 20 (OT)
 1/17/1988: at Denver Broncos 38, BROWNS 33
 1/14/1990: at Denver Broncos 37, BROWNS 21

BROWNS IN DIVISIONAL PLAYOFF GAMES

12/26/1971: vs. Baltimore Colts 20, BROWNS 3
 12/24/1972: at Miami Dolphins 20, BROWNS 14
 1/4/1980: vs. Oakland Raiders 14, BROWNS 12

1/8/1983: at Los Angeles Raiders 27, BROWNS 10
 1/4/1986: at Miami Dolphins 24, BROWNS 21
 1/11/1987: BROWNS 23, vs. New York Jets 20 (2 OT)
 1/9/1988: BROWNS 38, vs. Indianapolis Colts 21
 1/6/1990: BROWNS 34, vs. Buffalo Bills 30
 1/7/1995: at Pittsburgh Steelers 29, BROWNS 9
 1/17/2021: at Kansas City Chiefs 22, BROWNS 17

BROWNS IN WILD CARD PLAYOFF GAMES

12/24/1988: vs. Houston Oilers 24, BROWNS 23
 1/1/1995: BROWNS 20, vs. New England Patriots 13
 1/5/2003: at Pittsburgh Steelers 36, BROWNS 33
 1/10/2021: BROWNS 48, at Pittsburgh Steelers 37

BROWNS IN PLAYOFF BOWLS

1/7/1961: Detroit Lions 17, BROWNS 16 (at Miami)
 1/5/1964: Green Bay Packers 40, BROWNS 23 (at Miami)
 1/7/1968: Los Angeles Rams 30, BROWNS 6 (at Miami)

BROWNS IN AAFC ALL-STAR GAMES

12/18/1949: AAFC All-Stars 12, BROWNS 7

BROWNS IN COLLEGE ALL-STAR GAMES

8/17/1951: BROWNS 33, All-Stars 0
 8/12/1955: All-Stars 30, BROWNS 27
 8/10/1956: BROWNS 26, All-Stars 0
 8/6/1965: BROWNS 24, All-Stars 16



BROWNS

RECORDS

CAREER TOP 10

SCORING

PLAYER	YEARS	TD	PAT	FG	TOTAL	
1. Lou Groza	1950-59	61-67	1	641	234	1,349
2. Phil Dawson	1999-2012	1	350	305	1,271	
3. Don Cockroft	1968-80	0	432	216	1,080	
4. Jim Brown	1957-65	126	0	0	756	
5. Matt Bahr	1981-89	0	248	143	677	
6. Leroy Kelly	1964-73	90	0	0	540	
7. Matt Stover	1991-95	0	156	108	480	
8. Gary Collins	1962-72	70	0	0	420	
9. Ray Renfro	1952-63	55	0	0	330	
10. Kevin Mack	1985-93	54	0	0	324	

RUSHING

PLAYER	YEARS	CARRIES	YARDS	AVG.	TD
1. Jim Brown	1957-65	2,359	12,312	5.2	106
2. Leroy Kelly	1964-73	1,727	7,274	4.2	74
3. Mike Pruitt	1976-84	1,593	6,540	4.1	47
4. Greg Pruitt	1973-81	1,158	5,496	4.7	25
5. Kevin Mack	1985-93	1,291	5,123	4.0	46
6. Nick Chubb	2018-21	908	4,816	5.3	36
7. Earnest Byner	1984-88, 94-95	862	3,364	3.9	27
8. Ernie Green	1962-68	668	3,204	4.8	15
9. Isaiah Crowell	2014-17	737	3,118	4.2	21
10. Jamal Lewis	2007-09	720	2,806	3.9	13

ATTEMPTS

PLAYER	YEARS	ATTEMPTS
1. Jim Brown	1957-65	2,359
2. Leroy Kelly	1964-73	1,727
3. Mike Pruitt	1976-84	1,593
4. Kevin Mack	1985-93	1,291
5. Greg Pruitt	1973-81	1,158
6. Nick Chubb	2018-21	908
7. Earnest Byner	1984-88, 94-95	862
8. Isaiah Crowell	2014-17	737
9. Jamal Lewis	2007-09	720
10. Ernie Green	1962-68	668

TOUCHDOWNS

PLAYER	YEARS	RUSHING TDS
1. Jim Brown	1957-65	106
2. Leroy Kelly	1964-73	74
3. Mike Pruitt	1976-84	47
4. Kevin Mack	1985-93	46
5. Nick Chubb	2018-21	36
6. Otto Graham	1950-55	33
7. Earnest Byner	1984-88, 94-95	27
8. Greg Pruitt	1973-81	25
9. Isaiah Crowell	2014-17	21
10. Bo Scott	1969-74	18

PASSING

PLAYER	YEARS	ATTEMPTS
1. Brian Sipe	1974-83	3,439
2. Bernie Kosar	1985-93	3,150
3. Baker Mayfield	2018-21	1,924
4. Frank Ryan	1962-68	1,755
5. Tim Couch	1999-03	1,714
6. Otto Graham	1950-55	1,565
7. Mike Phipps	1970-76	1,317
8. Bill Nelsen	1968-72	1,314
9. Derek Anderson	2005-09	1,109
10. Mitt Plum	1957-61	1,083

COMPLETIONS

PLAYER	YEARS	COMPLETIONS
1. Brian Sipe	1974-83	1,944
2. Bernie Kosar	1985-93	1,853
3. Baker Mayfield	2018-21	1,185
4. Tim Couch	1999-03	1,025
5. Frank Ryan	1962-68	907
6. Otto Graham	1950-55	872
7. Bill Nelsen	1968-72	889
8. Mike Phipps	1970-76	633
9. Mitt Plum	1957-61	627
10. Derek Anderson	2005-09	587

PLAYER	YEARS	YARDS
1. Brian Sipe	1974-83	23,713
2. Bernie Kosar	1985-93	21,904
3. Baker Mayfield	2018-21	14,125
4. Otto Graham	1950-55	13,499
5. Frank Ryan	1962-68	13,361
6. Tim Couch	1999-03	11,131
7. Bill Nelsen	1968-72	9,725
8. Mitt Plum	1957-61	8,914
9. Mike Phipps	1970-76	7,700
10. Vinny Testaverde	1993-95	7,255

TOUCHDOWNS

PLAYER	YEARS	TOUCHDOWNS
1. Brian Sipe	1974-83	154
2. Frank Ryan	1962-68	134
3. Bernie Kosar	1985-93	116
4. Baker Mayfield	2018-21	92
5. Otto Graham	1950-55	88
6. Bill Nelsen	1968-72	71
7. Mitt Plum	1957-61	66
8. Tim Couch	1999-03	64
9. Vinny Testaverde	1993-95	47
10. Derek Anderson	2005-09	46

QUARTERBACK RATING (MINIMUM 750 ATTEMPTS)

PLAYER	YEARS	ATT	COMP	YARDS	TD	INT	RATING
1. Mitt Plum	1957-61	1,083	627	8,914	66	39	89.9
2. Baker Mayfield	2018-21	1,924	1,185	14,125	92	56	87.8
3. Bernie Kosar	1985-93	3,150	1,853	21,904	116	81	81.6
4. Frank Ryan	1962-68	1,755	907	13,361	134	88	81.4
5. Vinny Testaverde	1993-95	998	578	7,255	47	37	80.9
6. Otto Graham	1950-55	1,565	872	13,499	88	94	78.2
7. Tim Couch	1999-03	1,714	1,025	11,131	64	67	75.1
8. Brian Sipe	1974-83	3,439	1,944	23,713	154	149	74.8
9. Bill Nelsen	1968-72	1,314	689	9,725	71	71	72.1
10. Brandon Weeden	2012-13	784	438	5,116	23	26	71.8

RECEIVING

RECEPTIONS

PLAYER	YEARS	RECEPTIONS
1. Ozzie Newsome	1978-90	662
2. Gary Collins	1962-71	331
3. Greg Pruitt	1973-81	323
4. Kevin Johnson	1999-03	315
Brian Brennan	1984-91	315
6. Reggie Rucker	1975-81	310
7. Webster Slaughter	1986-91	305
8. Eric Metcalf	1989-94	297
9. Jarvis Landry	2018-21	288
10. Ray Renfro	1952-63	281

RECEIVING YARDS

PLAYER	YEARS	REC.	YARDS	AVG.	TDS
1. Ozzie Newsome	1978-90	662	7,980	12.1	47
2. Ray Renfro	1952-63	281	5,508	19.6	50
3. Gary Collins	1962-71	331	5,299	16.0	70
4. Paul Warfield	1964-69, 76-77	271	5,210	19.2	52
5. Reggie Rucker	1975-81	310	4,953	16.0	32
6. Webster Slaughter	1986-91	305	4,834	15.8	27
7. Dave Logan	1976-83	262	4,247	16.2	24
8. Mitt Morin	1966-75	271	4,208	15.5	16
9. Brian Brennan	1984-91	315	4,148	13.2	19
10. Dante Lavelli	1950-56*	244	3,908	16.0	33

AVERAGE PER RECEPTION (MINIMUM 100 RECEPTIONS)

PLAYER	YEARS	AVERAGE
1. Ray Renfro	1952-63	19.6
2. Paul Warfield	1964-69, 76-77	19.2
3. Ricky Feacher	1976-84	18.4
4. Darrel Brewster	1952-58	18.1
5. Josh Gordon	2012-18	17.3
6. Dub Jones	1950-55	16.8
7. Dave Logan	1976-83	16.2
Michael Jackson	1991-95	16.2
9. Dante Lavelli	1950-56*	16.0
Gary Collins	1962-71	16.0
Reggie Rucker	1975-81	16.0

*Does not include AAFC statistics

INTERCEPTIONS

PLAYER	YEARS	NO.	YARDS	AVG.	TD
1. Thom Darden	1972-74, 76-81	45	820	18.2	2
2. Warren Lahr	1950-59	40	530	13.3	5
3. Clarence Scott	1971-83	39	407	10.4	2
4. Ken Konz	1953-59	30	392	13.1	4
5. Bernie Parrish	1959-66	29	557	19.2	3
6. Ross Fichtner	1960-67	27	581	21.5	3
Mike Howell	1965-72	27	252	9.3	0
8. Felix Wright	1985-90	26	469	18.0	2
Hanford Dixon	1981-89	26	225	8.7	0
Tommy James	1950-55	26	208	8.0	0

PUNT RETURNS

PLAYER	YEARS	NO.
1. Dennis Northcutt	2000-06	202
2. Joshua Cribbs	2005-12	195
3. Gerald McNeil	1986-89	161
4. Eric Metcalf	1989-94	127
5. Dino Hall	1979-83	111
6. Leroy Kelly	1964-73	94
7. Keith Wright	1978-80	78
8. Travis Benjamin	2012-15	68
Ken Konz	1953-59	68
10. Billy Reynolds	1953-54, 57	67

RETURN YARDS

PLAYER	YEARS	YARDS
1. Joshua Cribbs	2005-12	2,154
2. Dennis Northcutt	2000-06	2,149
3. Gerald McNeil	1986-89	1,545
4. Eric Metcalf	1989-94	1,341
5. Leroy Kelly	1964-73	990
6. Dino Hall	1979-83	901
7. Travis Benjamin	2012-15	857
8. Greg Pruitt	1973-81	659
9. Bobby Mitchell	1958-61	607
10. Ken Konz	1953-59	556

RETURN AVERAGE (MINIMUM 50 RETURNS)

PLAYER	YEARS	NO.	YARDS	AVG.	TD
1. Travis Benjamin	2012-15	68	857	12.6	3
2. Greg Pruitt	1973-81	56	659	11.8	0
3. Bobby Mitchell	1958-61	54	607	11.2	3
4. Joshua Cribbs	2005-12	195	2,154	11.0	3
5. Dennis Northcutt	2000-06	202	2,149	10.6	3
Eric Metcalf	1989-94	127	1,341	10.6	5
7. Leroy Kelly	1964-73	94	990	10.5	3
8. Gerald McNeil	1986-89	161	1,545	9.6	1
9. Ken Konz	1953-59	68	556	8.2	1
10. Dino Hall	1979-83	111	901	8.1	0

KICKOFF RETURNS

RETURNS

PLAYER	YEARS	NO.
1. Joshua Cribbs	2005-12	387
2. Dino Hall	1979-83	151
3. Eric Metcalf	1989-94	139
4. Andre' Davis	2002-04	88
5. Glen Young	1984-85, 87-88	87
6. Randy Baldwin	1991-94	82
7. Leroy Kelly	1964-73	76
8. Keith Wright	1978-80	70
9. Gerald McNeil	1986-89	64
10. Bobby Mitchell	1958-61	62
Walter Roberts	1964-66	62

RETURN YARDS

PLAYER	YEARS	YARDS
1. Joshua Cribbs	2005-12	10,015
2. Dino Hall	1979-83	3,185
3. Eric Metcalf	1989-94	2,806
4. Glen Young	1984-85, 87-88	2,079
5. Randy Baldwin	1991-94	1,872
6. Andre' Davis	2002-04	1,871
7. Leroy Kelly	1964-73	1,784
8. Keith Wright	1978-80	1,767
9. Walter Roberts	1964-66	1,608
10. Bobby Mitchell	1958-61	1,550

KICKOFF RETURN AVERAGE (MINIMUM 50 RETURNS)

PLAYER	YEARS	NO.	YARDS	AVG.	TD
1. Greg Pruitt	1973-81	58	1,523	26.3	1
2. Walter Roberts	1964-66	62	1,608	25.9	0
Joshua Cribbs	2005-12	387	10,015	25.9	8
4. Keith Wright	1978-80	70	1,767	25.2	0
5. Bobby Mitchell	1958-61	62	1,550	25.0	3
6. Billy Lefear	1972-75	60	1,461	24.4	0
7. Glen Young	1984-85, 87-88	87	2,079	23.9	0
8. Leroy Kelly	1964-73	76	1,784	23.5	0
9. Randy Baldwin	1991-94	82	1,872	22.8	1
10. Andre' Davis	2002-04	88	1,871	21.3	1

COMBINED YARDS*

PLAYER	YEARS	ATT.	YARDS	AVG.
1. Jim Brown	1957-65	2,650	15,459	5.8
2. Joshua Cribbs	2005-12	817	14,083	17.2
3. Leroy Kelly	1964-73	2,087	12,329	5.9
4. Greg Pruitt	1973-81	1,595	10,700	6.7
5. Eric Metcalf	1989-94	1,155	9,108	7.9
6. Mike Pruitt	1976-84	1,860	8,538	4.6
7. Ozzie Newsome	1978-90	682	8,144	11.9
8. Kevin Mack	1985-93	1,488	6,725	4.5
9. Ray Renfro	1952-63	467	6,569	14.1
10. Earnest Byner	1984-88, 94-95	1,166	6,509	5.6

*Includes rushing, receiving, punt returns and kickoff returns.

TOP 10 SEASONS

SCORING

PLAYER	YEAR	TD	PAT	FG	TOTAL
1. Jim Brown	1965	21	0	0	126
2. Leroy Kelly	1968	20	0	0	120
Phil Dawson	2007	0	42	26	120
4. Phil Dawson	2012	0	29	29	116
5. Lou Groza	1964	0	49	22	115
6. Matt Stover	1995	0	26	29	113
7. Matt Stover	1994	0	32	26	110
8. Lou Groza	1953	0	39	23	108
Jim Brown	1958	18	0	0	108
Jim Brown	1962	18	0	0	108
Phil Dawson	2008	0	18	30	108

RUSHING YARDS

PLAYER	YEAR	ATT	YARDS	AVG.	TD
1. Jim Brown	1963	291	1,863	6.4	12
2. Jim Brown	1965	289	1,544	5.3	17
3. Jim Brown	1958	257	1,527	5.9	17
4. Nick Chubb	2019	298	1,494	5.0	8
5. Jim Brown	1964	280	1,446	5.2	7
6. Jim Brown	1961	305	1,408	4.6	8
7. Jim Brown	1959	290	1,329	4.6	14
8. Jamal Lewis	2007	298	1,304	4.4	9
9. Mike Pruitt	1979	264	1,294	4.9	9
10. Nick Chubb	2021	228	1,259	5.5	8

PASSING

YARDS

PLAYER	YEAR	ATT	COMP	YARDS	TD	INT	RATING
1. Brian Sipe	1980	554	337	4,132	30	14	91.4
2. Brian Sipe	1981	567	313	3,876	17	25	68.2
3. Bernie Kosar	1986	531	310	3,854	17	10	83.8
4. Baker Mayfield	2019	534	317	3,827	22	21	78.8
5. Brian Sipe	1979	535	286	3,793	28	26	73.4
6. Derek Anderson	2007	527	298	3,787	29	19	82.5
7. Baker Mayfield	2018	486	310	3,725	27	14	93.7
8. Brian Sipe	1983	496	291	3,566	26	23	79.1
9. Baker Mayfield	2020	486	305	3,563	26	8	95.9
10. Bernie Kosar	1989	513	303	3,533	18	14	80.3

QUARTERBACK RATING (MINIMUM 200 ATTEMPTS)

PLAYER	YEAR	ATT	COMP	YARDS	TD	INT	RATING
1. Mitt Plum	1960	250	151	2,297	21	5	110.37
2. Otto Graham	1953	258	167	2,722	11	9	99.66
3. Baker Mayfield	2020	486	305	3,563	26	8	95.90
4. Bernie Kosar	1987	389	241	3,033	22	9	95.41
5. Baker Mayfield	2018	486	310	3,725	27	14	93.69
6. Josh McCown	2015	292	186	2,109	12	4	93.25
7. Brian Sipe	1980	554	337	4,132	30	14	91.37
8. Frank Ryan	1963	256	135	2,038	25	13	90.59
9. Mitt Plum	1961	302	177	2,416	18	10	90.33
10. Frank Ryan	1966	382	200	2,974	29	14	88.19

RECEIVING

RECEPTIONS

PLAYER	YEAR	RECEPTIONS
1. Ozzie Newsome	1983	89
Ozzie Newsome	1984	89
Kellen Winslow	2006	89
4. Josh Gordon	2013	87
5. Kevin Johnson	2001	84
6. Jarvis Landry	2019	83
7. Kellen Winslow	2007	82
8. Jarvis Landry	2018	81
9. Jordan Cameron	2013	80
Braylon Edwards	2007	80

YARDS

PLAYER	YEAR	YARDS
1. Josh Gordon	2013	1,646
2. Braylon Edwards	2007	1,289
3. Webster Slaughter	1989	1,236
4. Jarvis Landry	2019	1,174
5. Kellen Winslow	2007	1,106
6. Kevin Johnson	2001	1,097
7. Paul Warfield	1968	1,067
8. Gary Barnidge	2015	1,043
9. Odell Beckham Jr.	2019	1,035
10. Antonio Bryant	2005	1,009

INTERCEPTIONS

PLAYER	YEAR	NO	YARDS	AVG	TD
1. Thom Darden	1978	10	200	20.0	0
Anthony Henry	2001	10	177	17.7	1
3. Tommy James	1950	9	69	7.7	0
Felix Wright	1989	9	91	10.1	1
Eric Turner	1994	9	199	22.1	1
6. Warren Lahr	1950	8	99	12.4	2
Jim Shofer	1960	8	75	9.4	0
Bobby Franklin	1960	8	131	16.4	2
Mike Howell	1966	8	62	7.8	0
Ross Fichtner	1966	8	152	19.0	1
Ben Davis	1968	8	162	20.3	0
Thom Darden	1974	8	105	13.1	0

PUNTING GROSS AVG.

PLAYER	YEAR	NO	YARDS	AVG.	LG	BLOCK
1. Britton Colquitt	2017	80	2,894	47.62	67	1
2. Andy Lee	2015	70	3,270	46.71	67	0
3. Gary Collins	1965	65	3,035	46.69	71	0
4. Jamie Gillan	2019	63	2,913	46.24	71	1
5. Horace Gillom	1952	61	2,787	45.69	73	1
6. Chris Gardocki	2000	108	4,919	45.55	67	0
7. Horace Gillom	1951	73	3,321	45.49	66	0
8. Dave Zastudl	2008	75	3,410	45.47	65	0
9. Britton Colquitt	2018	83	3,767	45.39	79	2
10. Britton Colquitt	2016	83	3,761	45.31	65	0

PUNT RETURN AVG.

PLAYER	YEAR	NO	YARDS	AVG.	TD
1. Leroy Kelly	1965	17	265	15.6	2
2. Dennis Northcutt	2002	25	367	14.7	2
3. Joshua Cribbs	2007	30	405	13.5	1
4. Greg Pruitt	1974	27	349	12.9	0
Eric Metcalf	1993	36	464	12.9	2
6. Ben Davis	1967	18	229	12.7	1
7. Ken Carpenter	1951	14	173	12.4	0
8. Dennis Northcutt	2004	36	432	12.0	0
9. Joshua Cribbs	2012	38	457	12.0	0
10. Joshua Cribbs	2009	38	452	11.9	1

KICKOFF RETURN AVG.

PLAYER	YEAR	NO	YARDS	AVG.	TD
1. Billy Lefear	1975	14	412	31.7	0
2. Joshua Cribbs	2007	59	1,809	30.7	2
3. Billy Reynolds	1954	14	413	29.5	0
4. Bo Scott	1969	25	722	28.9	0
5. Greg Pruitt	1973	16	453	28.3	0
6. Walter Roberts	1964	24	661	27.5	0
Greg Pruitt	1974	22	606	27.5	1
Joshua Cribbs	2009	56	1,542	27.5	3
9. Walter Roberts	1965	18	493	27.4	0
Joshua Cribbs	2012	43	1,178	27.4	0

COMBINED YARDS*

PLAYER	YEAR	ATT	YARDS	AVG.
1. Joshua Cribbs	2009	169	2,510	14.9
2. Joshua Cribbs	2007	101	2,312	22.9
3. Jim Brown	1963	315	2,131	6.8
4. Leroy Kelly	1966	273	2,014	7.4
5. Eric Metcalf	1993	243	1,932	8.0
6. Jim Brown	1961	353	1,917	5.4
7. Joshua Cribbs	2011	121	1,905	15.7
8. Jim Brown	1965	323	1,872	5.8
9. Greg Pruitt	1975	288	1,798	6.2
10. Jim Brown	1964	316	1,786	5.7

*Includes rushing, receiving, punt returns and kickoff returns.

STAFF

PLAYERS

2021 SEASON

HISTORY

RECORDS

GAME DAY

TOP 10 GAME PERFORMANCES

RUSHING YARDS

PLAYER	OPPONENT	DATE	YARDS
1. Jerome Harrison	at Kansas City	12/20/2009	286
2. Jim Brown	vs. L.A. Rams	11/24/1957	237
Jim Brown	vs. Philadelphia	11/19/1961	237
4. Bobby Mitchell	at Washington	11/15/1959	232
Jim Brown	at Dallas	9/22/1963	232
6. Jim Brown	at Philadelphia	11/3/1963	223
7. Jamal Lewis	vs. Cincinnati	9/16/2007	216
8. Greg Pruitt	vs. Kansas City	12/14/1975	214
9. Greg Pruitt	at Atlanta	10/17/1976	191
10. Marion Motley	vs. Pittsburgh	10/29/1950	188
Jim Brown	at Dallas	10/18/1964	188
Earnest Byner	at Houston Oilers	12/16/1984	188

PASSING

YARDS

PLAYER	OPPONENT	DATE	YARDS	ATT	COMP
1. Josh McCown	at Baltimore	10/11/2015	457	51	36
2. Brian Sipe	vs. Baltimore	10/25/1981	444	41	30
3. Bernie Kosar	vs. Pittsburgh	11/23/1986	414	46	28
4. Kelly Holcomb	at Cincinnati	11/28/2004	413	39	30
5. Otto Graham	at Pittsburgh	10/4/1952	403	49	21
Bernie Kosar	vs. Miami	11/10/1986	401	50	32
7. Baker Mayfield	at Houston	12/2/2018	397	43	29
8. Kelly Holcomb	vs. Arizona	11/16/2003	392	35	29
9. Jason Campbell	at New England	12/8/2013	391	44	29
Brian Sipe	vs. Green Bay	10/19/1980	391	39	24

HIGHEST QUARTERBACK RATING (MINIMUM 15 ATTEMPTS)

PLAYER	OPPONENT	DATE	RATING
1. Otto Graham	vs. Chicago Cardinals	10/10/1954	158.33
Brian Sipe	vs. Buffalo	10/29/1978	158.33
3. Mitt Plum	vs. St. Louis Cardinals	11/13/1960	154.86
4. Mitt Plum	vs. Washington	10/25/1959	153.94
5. Baker Mayfield	at Atlanta	11/11/2018	151.25
6. Brian Sipe	at Baltimore	11/19/1978	150.57
7. Baker Mayfield	at Tennessee	12/6/2020	146.96
8. Frank Ryan	at New York Giants	10/24/1965	146.39
9. Bernie Kosar	vs. Dallas	12/4/1988	145.29
10. Mitt Plum	vs. Philadelphia	10/23/1960	145.08

RECEIVING

RECEPTIONS

PLAYER	OPPONENT	DATE	REC
1. Josh Gordon	vs. Pittsburgh	11/24/2013	14
Ozzie Newsome	vs. New York Jets	10/14/1984	14
3. Mac Speedie	vs. Chicago Cardinals	11/9/1952	11
Webster Slaughter	at Pittsburgh	12/22/1991	11
Kevin Johnson	at San Francisco	9/21/2003	11
Kellen Winslow	at San Diego	11/5/2006	11
Kellen Winslow	at Houston Texans	12/31/2006	11
Kellen Winslow	vs. Seattle	11/4/2007	11
9. Dub Jones	at Washington	12/10/1950	10
Gern Nagler	at Pittsburgh	11/20/1960	10

Greg Pruitt	vs. New York Jets	12/7/1980	10
Ozzie Newsome	vs. San Diego	12/5/1982	10
Ozzie Newsome	at Cincinnati	12/12/1982	10
Ozzie Newsome	vs. Houston Oilers	11/25/1984	10
Earnest Byner	vs. Cincinnati	9/18/1986	10
Brian Brennan	at Cincinnati	10/18/1987	10
Leroy Hoard	at Houston Oilers	11/17/1991	10
Leroy Hoard	vs. Houston Oilers	12/15/1991	10
Darrin Chiaverini	vs. Jacksonville	12/19/1999	10
Jamel White	at Tampa Bay	10/13/2002	10
Kellen Winslow	vs. Houston Texans	11/25/2007	10
Kellen Winslow	vs. Denver	11/6/2008	10
Benjamin Watson	at Miami	12/5/2010	10
Josh Gordon	at Minnesota	9/22/2013	10
Jordan Cameron	vs. Cincinnati	9/29/2013	10
Josh Gordon	vs. Jacksonville	12/1/2013	10
Jarvis Landry	at Tampa Bay	10/21/2018	10
Jarvis Landry	vs. Miami	11/24/2019	10

YARDS

PLAYER	OPPONENT	DATE	YARDS
1. Josh Gordon	vs. Jacksonville	12/1/2013	261
2. Josh Gordon	vs. Pittsburgh	11/24/2013	237
3. Ozzie Newsome	vs. New York Jets	10/14/1984	191
4. Webster Slaughter	vs. Chicago	10/23/1989	186
5. Webster Slaughter	vs. Houston Oilers	10/29/1989	184
6. Darrel Brewster	vs. New York Giants	12/6/1953	182
7. Gern Nagler	at Pittsburgh	11/20/1960	177
Reggie Rucker	vs. Miami	11/18/1979	177
Eric Metcalf	at L.A. Raiders	9/28/1992	177
10. Brian Brennan	vs. San Diego	12/21/1986	176

PUNT RETURN YARDS

PLAYER	OPPONENT	DATE	YARDS
1. Travis Benjamin	vs. Buffalo	10/3/2013	179
2. Eric Metcalf	vs. Pittsburgh	10/24/1993	166
3. Travis Benjamin	vs. Tennessee	9/20/2015	154
4. Joshua Cribbs	vs. San Francisco	12/30/2007	135
5. Joshua Cribbs	vs. Cincinnati	10/4/2009	120
6. Eric Metcalf	at Cincinnati	9/4/1994	115
7. Leroy Kelly	at Pittsburgh	11/28/1965	109
8. Gerald McNeil	vs. Detroit	9/28/1986	106
9. Dennis Northcutt	at Tennessee	9/22/2002	105
10. Dennis Northcutt	at San Diego	11/5/2006	104

KICKOFF RETURN YARDS

PLAYER	OPPONENT	DATE	YARDS
1. Joshua Cribbs	at Kansas City	12/20/2009	269
2. Joshua Cribbs	at Baltimore	11/18/2007	245
3. Joshua Cribbs	vs. Baltimore	11/2/2008	237
4. Joshua Cribbs	at New York Giants	10/7/2012	212
5. Richard Alston	at Cincinnati	11/28/2004	221
6. Joshua Cribbs	at Pittsburgh	11/11/2007	204
7. Richard Alston	at Baltimore	11/7/2004	197
8. Joshua Cribbs	vs. Washington	12/16/2012	191
9. Joshua Cribbs	vs. Cincinnati	9/16/2007	183
10. Joshua Cribbs	at Oakland	9/23/2007	174

COMBINED YARDS*

PLAYER	OPPONENT	DATE	YARDS
1. Joshua Cribbs	at Kansas City	12/20/2009	316 (269 KR, 36 PR, 8 R, 3 P)
2. Jim Brown	vs. Philadelphia	11/19/1961	313 (237 R, 52 P, 24 KR)
3. Joshua Cribbs	at Baltimore	11/18/2007	309 (245 KR, 61 PR, 3 R)
4. Greg Pruitt	vs. Cincinnati	11/23/1975	304 (121 R, 106 P, 36 KR, 41 PR)
5. Leroy Kelly	vs. New York Giants	12/4/1966	299 (126 R, 71 P, 102 KR)
6. Joshua Cribbs	vs. Baltimore	11/2/2008	278 (237 KR, 41 PR)
7. Travis Benjamin	vs. Tennessee	9/20/2015	269 (154 PR, 115 R)
Jim Brown	at Los Angeles Rams	11/24/1957	269 (237 R, 21 P, 11 KR)
9. Jim Brown	at Washington	9/15/1963	262 (162 R, 100 P)
10. Josh Gordon	vs. Jacksonville	12/1/2013	261 (261 P)

*Includes rushing, receiving, punt returns and kickoff returns.

LONGEST PLAYS

LONGEST RUSHING PLAYS

1. **92** — Nick Chubb vs. Atlanta Falcons, Nov. 11, 2018 (TD)
2. 90 — Bobby Mitchell vs. Washington Redskins, Nov. 15, 1959 (TD)
3. **88** — Nick Chubb vs. Baltimore Ravens, Sept. 29, 2019 (TD)
4. 85 — Isaiah Crowell vs. Baltimore Ravens, Sept. 18, 2016 (TD)
5. 80 — Jim Brown vs. Washington Redskins, Sept. 15, 1963 (TD)
6. 78 — Greg Pruitt vs. Kansas City Chiefs, Oct. 30, 1977 (TD)
78 — Lee Suggs at Cincinnati Bengals, Dec. 28, 2003 (TD)
8. 77 — Mike Pruitt vs. Oakland Raiders, Dec. 9, 1979 (TD)
9. 75 — Reuben Droughns vs. Miami Dolphins, Nov. 20, 2005 (TD)
10. 73 — Ernie Green vs. Detroit Lions, Dec. 8, 1963

LONGEST PASSING PLAYS

1. *99 — Jeff Garcia to Andre Davis vs. Cincinnati Bengals, Oct. 17, 2004 (TD)
2. 97 — Bernie Kosar to Webster Slaughter vs. Chicago Bears, Oct. 23, 1989 (TD)
3. 95 — Brandon Weeden to Josh Gordon vs. Jacksonville Jaguars, Dec. 1, 2013 (TD)
4. 89 — Baker Mayfield to Odell Beckham Jr. at New York Jets, Sept. 16, 2019 (TD)
5. 87 — Bill Nelsen to Milt Morin vs. Philadelphia Eagles, Nov. 24, 1968
6. 86 — Milt Plum to Leon Clarke vs. Philadelphia Eagles, Oct. 23, 1960 (TD)
7. 83 — Frank Ryan to Jim Brown vs. Washington Redskins, Sept. 15, 1963 (TD)
8. 82 — Bill Nelsen to Paul Warfield vs. St. Louis Cardinals, Dec. 14, 1969 (TD)
9. 81 — Otto Graham to Dub Jones vs. San Francisco 49ers, Sept. 30, 1951 (TD)
81 — Vinny Testaverde to Derrick Alexander vs. Arizona Cardinals, Sept. 18, 1994 (TD)
81 — Brian Hoyer to Jordan Cameron at Carolina Panthers, Dec. 21, 2014 (TD)
*tied an NFL record

LONGEST PUNTS

1. 80 — Horace Gillom vs. New York Giants, Nov. 28, 1954
2. 79 — Britton Colquitt at Tampa Bay Buccaneers, Oct. 21, 2018
3. 75 — Horace Gillom vs. Pittsburgh Steelers, Oct. 29, 1950
4. 73 — Horace Gillom vs. Washington Redskins, Oct. 26, 1952
73 — Gary Collins vs. Pittsburgh Steelers, Oct. 5, 1963
73 — Brian Hansen vs. Denver Broncos, Sept. 27, 1993
7. 72 — Brian Hansen at Cincinnati Bengals, Oct. 17, 1993
8. 71 — Gary Collins vs. Philadelphia Eagles, Oct. 2, 1965
71 — Don Cockroft vs. Houston Oilers, Nov. 22, 1970
71 — Don Cockroft vs. Kansas City Chiefs, Dec. 2, 1973
71 — Jamie Gillan at San Francisco, Oct. 7, 2019

LONGEST PUNT RETURNS

1. 93 — Travis Benjamin vs. Kansas City Chiefs, Dec. 9, 2012 (TD)
2. 92 — Eric Metcalf at Cincinnati Bengals, Sept. 4, 1994 (TD)
3. 91 — Eric Metcalf vs. Pittsburgh Steelers, Oct. 24, 1993 (TD)
4. 87 — Dennis Northcutt vs. Pittsburgh Steelers, Nov. 3, 2002 (TD)
5. 84 — Gerald McNeil vs. Detroit Lions, Sept. 28, 1986 (TD)
84 — Joshua Cribbs at Baltimore Ravens, Dec. 24, 2011 (TD)
7. 81 — Dennis Northcutt at San Diego Chargers, Nov. 5, 2006
8. 79 — Travis Benjamin vs. Buffalo Bills, Oct. 3, 2013 (TD)
9. 78 — Travis Benjamin vs. Tennessee Titans, Sept. 20, 2015 (TD)
78 — Bobby Mitchell vs. New York Giants, Dec. 6, 1959 (TD)

LONGEST KICKOFF RETURNS

1. 104 — Carl Ward vs. Washington Redskins, Nov. 26, 1967 (TD)
2. 103 — Joshua Cribbs at Kansas City Chiefs, Dec. 20, 2009 (TD)
3. 102 — Leroy Bolden vs. Chicago Cardinals, Oct. 26, 1958 (TD)
4. 101 — Eric Metcalf at Houston Oilers, Dec. 9, 1990 (TD)
5. 100 — Gerald McNeil at Pittsburgh Steelers, Oct. 5, 1986 (TD)
100 — Joshua Cribbs at Pittsburgh Steelers, Nov. 11, 2007 (TD)
100 — Joshua Cribbs at Kansas City Chiefs, Dec. 20, 2009 (TD)
8. 99 — Joshua Cribbs at Oakland Raiders, Sept. 23, 2007 (TD)
9. 98 — Bobby Mitchell vs. Philadelphia Eagles, Nov. 23, 1958 (TD)
- 98 — Eric Metcalf at New York Jets, Sept. 16, 1990 (TD)
98 — Joshua Cribbs at Pittsburgh Steelers, Oct. 18, 2009 (TD)

LONGEST INTERCEPTION RETURNS

1. 100 — Brodney Pool at Baltimore Ravens, Nov. 18, 2007 (TD)
2. **99** — Denzel Ward at Cincinnati Bengals, Nov. 7, 2021 (TD)
3. 98 — Brandon McDonald at Philadelphia Eagles, Dec. 15, 2008
4. 97 — Najee Mustafa vs. Miami Dolphins, Oct. 10, 1993 (TD)
97 — Anthony Henry vs. Jacksonville Jaguars, Dec. 16, 2001 (TD)
6. 94 — Eric Wright vs. New York Giants, Oct. 13, 2008 (TD)
7. 93 — Eric Turner vs. Arizona Cardinals, Sept. 18, 1994 (TD)
8. 92 — Bernie Parrish vs. Chicago Bears, Dec. 11, 1960 (TD)
92 — David Brandon vs. Chicago Bears, Nov. 29, 1992 (TD)
10. 88 — Ross Fichtner (lateral from Erich Barnes) vs. New Orleans Saints, Oct. 1, 1967

LONGEST FUMBLE RETURNS

1. 89 — Don Paul vs. Pittsburgh Steelers, Nov. 10, 1957 (TD)
2. 73 — Stevon Moore at Houston Oilers, Nov. 8, 1992 (TD)
3. 55 — Earnest Byner vs. Buffalo Bills, Nov. 4, 1984 (TD)
4. 54 — Len Ford vs. Philadelphia Eagles, Nov. 13, 1955
5. 51 — T.J. Ward vs. Chicago Bears, Dec. 15, 2013
6. 47 — George Young vs. Washington Redskins, Oct. 14, 1951 (TD)
47 — Nick Roman vs. Denver Broncos, Oct. 27, 1974
8. 44 — Junior Wren vs. Chicago Cardinals, Oct. 4, 1959 (TD)
9. 42 — Jerry Helluin vs. Philadelphia Eagles, Oct. 10, 1953 (TD)
10. 40 — Daven Holly vs. Tampa Bay Buccaneers, Dec. 24, 2006 (TD)

LONGEST FIELD GOALS

1. 60 — Steve Cox at Cincinnati Bengals, Oct. 21, 1984
2. 58 — Steve Cox at Denver Broncos, Dec. 4, 1983
3. 57 — Don Cockroft at Denver Broncos, Oct. 29, 1972
57 — Chase McLaughlin vs. Chicago Bears, Sept. 26, 2021
5. 56 — Phil Dawson at Buffalo Bills, Nov. 17, 2008
6. 55 — Matt Stover at Houston Oilers, Nov. 17, 1991
7. 54 — Phil Dawson vs. Baltimore Ravens, Nov. 6, 2008
54 — Phil Dawson at Cincinnati Bengals, Nov. 27, 2011
54 — Zane Gonzalez vs. Tennessee Titans, Oct. 22, 2017
10. 53 — Matt Stover at Houston Oilers, Dec. 12, 1993
53 — Phil Dawson vs. Seattle Seahawks, Oct. 23, 2011
53 — Phil Dawson at Denver Broncos, Dec. 23, 2012
53 — Austin Seibert vs. Cincinnati Bengals, Dec. 8, 2019
53 — Chase McLaughlin at Minnesota Vikings, Oct. 3, 2021

INDIVIDUAL RECORDS

SERVICE

- Most Seasons**
 17 Lou Groza (1950-59, 1961-67)
 16 Clay Matthews (1978-93)
 15 Gene Hickerson (1958-60, 1962-73)

- Most Consecutive Seasons**
 16 Clay Matthews (1978-93)
 14 Doug Dieken (1971-84)
 14 Phil Dawson (1999-2012)
 13 Dick Schaftrath (1959-71)
 13 Jim Houston (1960-72)
 13 Don Cockroft (1968-80)
 13 Clarence Scott (1971-83)
 13 Ozzie Newsome (1978-90)

- Most Games**
 232 Clay Matthews (1978-93)
 216 Lou Groza (1950-59, 1961-67)
 215 Phil Dawson (1999-2012)
 203 Doug Dieken (1971-84)
 202 Gene Hickerson (1958-60, 1962-73)

- Most Consecutive Games**
 203 Doug Dieken (1971-84)
 188 Don Cockroft (1968-80)
 178 Clarence Scott (1971-83)
 168 Walter Johnson (1965-76)
 167 Joe Thomas (2007-17)

- Most Consecutive Starts**
 194 Doug Dieken (1971-84)
 176 Joe Thomas (2007-17)

SCORING

- Most Points – Career**
 1,349 Lou Groza (1950-59, 61-67); 234 FG, 641 PAT, 1 TD
 1,271 Phil Dawson (1999-2012); 305 FG, 350 PAT, 1 TD
 1,080 Don Cockroft (1968-80); 216 FG, 432 PAT
 756 Jim Brown (1957-65); 126 TD
 677 Matt Bahr (1981-89); 143 FG, 248 PAT

- Most Points – Season**
 126 Jim Brown (1965); 21 TD
 120 Phil Dawson (2007); 42 PAT, 26 FG
 120 Leroy Kelly (1968); 20 TD
 116 Phil Dawson (2012); 29 PAT, 29 FG
 115 Lou Groza (1964); 22 FG, 49 PAT

- Most Points – Game**
 *36 Dub Jones (11/25/1951 vs. Chicago Bears); 6 TD
 30 Jim Brown (11/11/1959 at Baltimore Colts); 5 TD
 24 Jim Brown (11/24/1957 vs. Los Angeles Rams); 4 TD
 24 Jim Brown (10/26/1958 at Chicago Cardinals); 4 TD
 24 Jim Brown (11/19/1961 vs. Philadelphia Eagles); 4 TD
 24 Jim Brown (11/18/1962 vs. St. Louis Cardinals); 4 TD
 24 Jim Brown (11/28/1965 at Pittsburgh Steelers); 4 TD
 24 Leroy Kelly (12/1/1968 vs. New York Giants); 4 TD
 24 Eric Metcalf (9/20/1992 at Los Angeles Raiders); 4 TD
 24 Jamal Lewis (11/7/2007 vs. Seattle Seahawks); 4 TD
 *Tied for NFL Record

- Most Consecutive Games Scoring**
 107 Lou Groza (1950)–9, (1959)–2

- Most Seasons, 100 or More Points**
 6 Phil Dawson (2002, 2004-05, 2007-08, 2012)
 3 Jim Brown (1958, 1962, 1965)

- Most Total Touchdowns – Career**
 126 Jim Brown (1957-65); 106 Rush, 20 Rec
 90 Leroy Kelly (1964-73); 74 Rush, 13 Rec, 3 Ret
 70 Gary Collins (1962-71); 70 Rec
 55 Ray Renfro (1952-63); 4 Rush, 50 Rec, 1 Ret
 54 Kevin Mack (1985-93); 46 Rush, 8 Rec

- Most Total Touchdowns – Season**
 21 Jim Brown (1965); 17 Rush, 4 Rec
 20 Leroy Kelly (1968); 16 Rush, 4 Rec
 18 Jim Brown (1958); 17 Rush, 1 Rec
 18 Jim Brown (1962); 13 Rush, 5 Rec
 16 Leroy Kelly (1966); 15 Rush, 1 Rec
 16 Braylon Edwards (2007); 16 Rec

- Most Total Touchdowns – Game**
 6 Dub Jones (11/25/1951 vs. Chicago Bears); 5 Rush, 2 Rec
 5 Jim Brown (11/11/1959 at Baltimore Colts); 5 Rush

- 4 Jim Brown (11/24/1957 vs. Los Angeles Rams); 4 Rush
 4 Jim Brown (10/26/1958 at Chicago Cardinals); 4 Rush
 4 Jim Brown (11/19/1961 vs. Philadelphia Eagles); 4 Rush
 4 Jim Brown (11/18/1962 vs. St. Louis Cardinals); 4 Rush
 4 Jim Brown (11/28/1965 at Pittsburgh Steelers); 3 Rush, 1 Rec
 4 Leroy Kelly (12/1/1968 vs. New York Giants); 4 Rush
 4 Eric Metcalf (9/20/1992 at Los Angeles Raiders); 1 Rush, 3 Rec
 4 Jamal Lewis (11/4/2007 vs. Seattle Seahawks); 4 Rush

- Most Consecutive Games Scoring Touchdowns**
 10 Jim Brown (1965)
 9 Leroy Kelly (1968)

- Most Return Touchdowns – Career (Defense/Special Teams)**
 11 Joshua Cribbs (2005-12)
 7 Eric Metcalf (1989-94)
 6 Bobby Mitchell (1958-61)
 5 Warren Lahr (1950-59)
 5 Ken Konz (1953-59)

- Most Return Touchdowns – Season (Defense/Special Teams)**
 4 Joshua Cribbs (2009)
 3 Joshua Cribbs (2007)
 2 Warren Lahr (1950, 1951)
 2 Ken Konz (1954)
 2 Bobby Mitchell (1958, 1961)
 2 Bobby Franklin (1960)
 2 Leroy Kelly (1965)
 2 Jim Houston (1967)
 2 Gerald McNeil (1986)
 2 Thane Gash (1989)
 2 David Grayson (1989)
 2 Eric Metcalf (1990, 1993, 1994)
 2 David Brandon (1992)
 2 Dennis Northcutt (2002)
 2 Daven Holly (2006)
 2 David Bowens (2010)
 2 T.J. Ward (2013)
 2 Karlos Dansby (2015)

- Most Return Touchdowns – Game (Defense/Special Teams)**
 2 Bobby Mitchell (11/23/1958 vs. Philadelphia Eagles)
 2 Bobby Franklin (12/11/1960 vs. Chicago Bears)
 2 David Grayson (9/10/1989 at Pittsburgh Steelers)
 2 Eric Metcalf (10/24/1993 vs. Pittsburgh Steelers)
 2 Joshua Cribbs (12/20/2009 at Kansas City Chiefs)
 2 David Bowens (10/24/2010 at New Orleans Saints)

- Most Points After Touchdowns – Career**
 641 Lou Groza (1950-59, 1961-67)
 432 Don Cockroft (1968-80)
 350 Phil Dawson (1999-2012)
 248 Matt Bahr (1981-89)
 156 Matt Stover (1991-95)

- Most Points After Touchdowns – Season**
 51 Lou Groza (1966)
 49 Lou Groza (1964)
 46 Don Cockroft (1968)
 45 Lou Groza (1965)
 45 Don Cockroft (1969)

- Most Points After Touchdowns – Game**
 8 Lou Groza (12/6/1953 vs. New York Giants)
 7 four times, most recently: Lou Groza (12/2/1951 vs. Chicago Cardinals)

- Most Consecutive Points After Touchdowns Made**
 138 Lou Groza (1963-66)

- Most Field Goals – Career**
 305 Phil Dawson (1999-2012)
 234 Lou Groza (1950-59, 1961-67)
 216 Don Cockroft (1968-80)
 143 Matt Bahr (1981-89)
 108 Matt Stover (1991-95)

- Most Field Goals – Season**
 30 Phil Dawson (2008)
 29 Matt Stover (1995)
 29 Phil Dawson (2012)
 28 Travis Coons (2015)
 27 Phil Dawson (2005)

- Most Field Goals – Game**
 6 Phil Dawson (11/5/2006 at San Diego Chargers)
 5 Don Cockroft (10/19/1975 at Denver Broncos)

STAFF
PLAYERS
2021 SEASON
HISTORY
RECORDS
GAME DAY

- 5 Matt Stover (10/29/1995 at Cincinnati Bengals)
- 5 Phil Dawson (1/2/2005 at Houston Texans)
- 5 Phil Dawson (11/17/2008 at Buffalo Bills)
- 5 Phil Dawson (11/4/2012 vs. Baltimore Ravens)

Most Consecutive Games with a Field Goal Made

- 23 Phil Dawson (2010) – 14, (2011) – 9
- 15 Phil Dawson (2007) – 1, (2008) – 14
- 14 Lou Groza (1950) – 10, (1951) – 4

Most Consecutive Field Goals Made

- 29 Phil Dawson (2011) – 6, (2012) – 23
- 27 Phil Dawson (2003) – 10, (2004) – 17
- 23 Matt Stover (1994) – 20, (1995) – 3
- 21 Phil Dawson (2001) – 15, (2002) – 6
- 20 Phil Dawson (2004) – 5 (2005) – 15

Highest Field Goal Percentage – Career (minimum 50 attempts)

- 84.00 Phil Dawson (1999-2012); 305-363
- 80.60 Matt Stover (1991-95); 108-134
- 74.09 Matt Bahr (1981-89); 143-193
- 65.85 Don Cockroft (1968-80); 216-328
- 58.10 Lou Groza (1950-59, 1961-67); 233-401

Highest Field Goal Percentage – Season (minimum 14 attempts)

- 93.50 Phil Dawson (2012); 29-31
- 93.10 Phil Dawson (2005); 27-29
- 92.86 Matt Stover (1994); 26-28
- 89.47 Phil Dawson (2009); 17-19
- 88.46 Lou Groza (1953); 23-26

Most Safeties – Career

- 2 Walter Johnson (1965-76)

Most Safeties – Season

- 1 16 times; most recently: Sack in end zone by Olivier Vernon (vs/ Philadelphia Eagles, 11/22/2020)

RUSHING

Most Rushing Attempts – Career

- 2,359 Jim Brown (1957-65)
- 1,727 Leroy Kelly (1964-73)
- 1,593 Mike Pruitt (1976-84)
- 1,291 Kevin Mack (1985-93)
- 1,158 Greg Pruitt (1973-81)

Most Rushing Attempts – Season

- 309 Reuben Droughns (2005)
- 305 Jim Brown (1961)
- 298 Jamal Lewis (2007)
- 298 Nick Chubb (2019)**
- 293 Mike Pruitt (1983)

Most Rushing Attempts – Game

- 39 Jerome Harrison (12/27/2009 vs. Oakland Raiders)
- 38 Lee Suggs (12/26/2004 at Miami Dolphins)
- 37 Jim Brown (10/4/1959 at Chicago Cardinals)
- 34 Jim Brown (10/12/1958 vs. Chicago Cardinals)
- 34 Jim Brown (11/19/1961 vs. Philadelphia Eagles)
- 34 Jerome Harrison (12/20/2009 at Kansas City Chiefs)

Most Rushing Yards – Career

- 12,312 Jim Brown (1957-65)
- 7,274 Leroy Kelly (1964-73)
- 6,540 Mike Pruitt (1976-84)
- 5,496 Greg Pruitt (1973-81)
- 5,123 Kevin Mack (1985-93)

Most Rushing Yards – Season

- 1,863 Jim Brown (1963)
- 1,544 Jim Brown (1965)
- 1,527 Jim Brown (1958)
- 1,494 Nick Chubb (2019)**
- 1,446 Jim Brown (1964)

Most Rushing Yards – Game

- 286 Jerome Harrison (12/20/2009 at Kansas City Chiefs)
- 237 Jim Brown (11/24/1957 vs. Los Angeles Rams)
- 237 Jim Brown (11/19/1961 vs. Philadelphia Eagles)
- 232 Bobby Mitchell (11/15/1959 at Washington Redskins)
- 232 Jim Brown (9/22/1963 at Dallas Cowboys)

Most Seasons 1,000 or More Yards Rushing

- 7 Jim Brown (1958-61, 1963-65)
- 4 Mike Pruitt (1979-81, 1983)
- 3 Leroy Kelly (1966-68)
- 3 Greg Pruitt (1975-77)
- 3 Nick Chubb (2019-21)**

Most Games 100 or More Yards Rushing – Career

- 58 Jim Brown (1957-65)
- 27 Leroy Kelly (1964-73)
- 22 Nick Chubb (2018-21)**
- 17 Greg Pruitt (1973-81)
- 16 Mike Pruitt (1976-84)

Most Games 100 or More Yards Rushing – Season

- 9 Jim Brown (1958, 1963)
- 8 Jim Brown (1959, 1965)
- 7 Jim Brown (1960)
- 7 Leroy Kelly (1968)
- 7 Nick Chubb (2019)**

Most Consecutive 100-Yard Rushing Games

- 6 Jim Brown (1958)
- 5 Jim Brown (1961)
- 4 Jim Brown (1959, 1960)
- 4 Leroy Kelly (1968)

Most Rushing Touchdowns – Career

- 106 Jim Brown (1957-65)
- 74 Leroy Kelly (1964-73)
- 47 Mike Pruitt (1976-84)
- 46 Kevin Mack (1985-93)
- 36 Nick Chubb (2018-21)**

Most Rushing Touchdowns – Season

- 17 Jim Brown (1958, 1965)
- 16 Leroy Kelly (1968)
- 15 Leroy Kelly (1966)
- 14 Jim Brown (1959)

Most Rushing Touchdowns – Game

- 5 Jim Brown (11/1/1959 at Baltimore Colts)
- 4 Dub Jones (11/25/1951 vs. Chicago Bears)
- 4 Jim Brown (11/24/1957 vs. Los Angeles Rams)
- 4 Jim Brown (10/26/1958 at Chicago Cardinals)
- 4 Jim Brown (11/19/1961 vs. Philadelphia Eagles)
- 4 Jim Brown (11/18/1962 vs. St. Louis Cardinals)
- 4 Leroy Kelly (12/1/1968 vs. New York Giants)
- 4 Jamal Lewis (11/4/2007 vs. Seattle Seahawks)

Most Consecutive Games with Rushing Touchdowns

- 9 Leroy Kelly (1968)
- 7 Jim Brown (1957)–1, (1958)–6; (1962)–2, (1963)–5

Best Rushing Average – Career (minimum 500 attempts)

- 5.30 Nick Chubb (2018-21); 908-4,816**
- 5.22 Jim Brown (1957-65); 2,359-12,312
- 4.80 Ernie Green (1962-68); 668-3,204
- 4.75 Greg Pruitt (1973-81); 1,158-5,496
- 4.21 Leroy Kelly (1964-73); 1,727-7,274

Best Rushing Average – Season (minimum 150 attempts)

- 6.40 Jim Brown (1963); 291-1,863
- 5.94 Jim Brown (1958); 257-1,527
- 5.85 Jim Brown (1960); 215-1,257
- 5.62 Nick Chubb (2020); 190-1,067**
- 5.52 Nick Chubb (2021); 228-1,259**

Best Rushing Average – Game (minimum 11 attempts)

- 17.09 Marion Motley (10/29/1950 vs. Pittsburgh Steelers); 11-188
- 16.57 Bobby Mitchell (11/15/1959 at Washington Redskins); 14-232
- 13.36 Bobby Mitchell (10/12/1958 vs. Chicago Cardinals); 11-147
- 11.67 Bobby Mitchell (12/3/1961 at Dallas Cowboys); 12-140
- 11.60 Jim Brown (9/22/1963 at Dallas Cowboys); 20-232

PASSING

Most Pass Attempts – Career

- 3,439 Brian Sipe (1974-83)
- 3,150 Bernie Kosar (1985-93)
- 1,924 Baker Mayfield (2018-21)
- 1,755 Frank Ryan (1962-68)
- 1,714 Tim Couch (1999-03)

Most Pass Attempts – Season

- 567 Brian Sipe (1981)
- 554 Brian Sipe (1980)
- 535 Brian Sipe (1979)
- 534 Baker Mayfield (2019)
- 531 Bernie Kosar (1986)

Most Pass Attempts – Game

- 61 Colt McCoy (10/2/2011 vs. Tennessee Titans)
- 57 Brian Sipe (9/7/1981 vs. San Diego Chargers)
- 56 Jason Campbell (11/17/2013 at Cincinnati Bengals)
- 54 Eric Zeier (11/5/1995 vs. Houston Oilers)
- 54 Brian Hoyer (9/22/2013 at Minnesota Vikings)

Most Pass Completions – Career

- 1,944 Brian Sipe (1974-83)
- 1,853 Bernie Kosar (1985-93)
- 1,185 Baker Mayfield (2018-21)
- 1,025 Tim Couch (1999-03)
- 907 Frank Ryan (1962-68)

Most Pass Completions – Season

- 337 Brian Sipe (1980)
- 317 Baker Mayfield (2019)
- 313 Brian Sipe (1981)
- 310 Baker Mayfield (2018)
- 310 Bernie Kosar (1986)

Most Pass Completions – Game

- 40 Colt McCoy (10/2/2011 vs. Tennessee Titans)
- 36 Tim Couch (9/22/2002 at Tennessee Titans)
- 36 Josh McCown (10/11/2015 at Baltimore Ravens)
- 33 Brian Sipe (12/5/1982 vs. San Diego Chargers)
- 33 Johnny Manziel (11/15/2015 at Pittsburgh Steelers)

Highest Completion Percentage – Career (minimum 750 attempts)

- 61.60 Baker Mayfield (2018-21); 1,185-1,924
- 59.80 Tim Couch (1999-03); 1,025-1,714
- 58.83 Bernie Kosar (1985-93); 1,853-3,150
- 57.92 Vinny Testaverde (1993-95); 578-998
- 57.89 Milt Plum (1957-61); 627-1,083

Highest Completion Percentage – Season (minimum 200 attempts)

- 64.73 Otto Graham (1953); 167-258
- 64.12 Charlie Frye (2006); 252-393
- 63.91 Kelly Holcomb (2003); 193-302
- 63.79 Baker Mayfield (2018); 310-486
- 63.72 Tim Couch (2000); 137-215

Highest Completion Percentage – Game (minimum 15 attempts)

- 91.30 Vinny Testaverde (12/26/1993 at Los Angeles Rams); 21-23
- 90.50 Baker Mayfield (9/19/2021 vs. Houston Texans); 19-21
- 85.00 Baker Mayfield (11/11/2018 vs. Atlanta Falcons); 17-20
- 84.44 Baker Mayfield (12/20/2020 at New York Giants); 27-32
- 82.86 Kelly Holcomb (11/16/2003 vs. Arizona Cardinals); 29-35

Most Consecutive Pass Completions

- 21 Baker Mayfield (10/25/2020 at Cincinnati Bengals)
- 16 Bernie Kosar (10/29/1989 vs. Houston Oilers through 11/5/1989 at Tampa Bay Buccaneers)
- 16 Kelly Holcomb (11/16/2003 vs. Arizona Cardinals through 11/23/2003 vs. Pittsburgh Steelers)
- 15 Baker Mayfield (12/23/2018 vs. Cincinnati Bengals)
- 15 Vinny Testaverde (12/26/1993 at Los Angeles Rams through 1/2/1994 at Pittsburgh Steelers)

Most Passing Yards – Career

- 23,713 Brian Sipe (1974-83)
- 21,904 Bernie Kosar (1985-93)
- 14,125 Baker Mayfield (2018-21)
- 13,499 Otto Graham (1950-55)
- 13,361 Frank Ryan (1962-68)

Most Passing Yards – Season

- 4,132 Brian Sipe (1980)
- 3,876 Brian Sipe (1981)
- 3,854 Bernie Kosar (1986)
- 3,827 Baker Mayfield (2019)
- 3,793 Brian Sipe (1979)

Most Passing Yards – Game

- 457 Josh McCown (10/11/2015 at Baltimore Ravens)
- 444 Brian Sipe (10/25/1981 vs. Baltimore Colts)
- 414 Bernie Kosar (11/23/1986 vs. Pittsburgh Steelers)
- 413 Kelly Holcomb (11/28/2004 at Cincinnati Bengals)
- 401 Otto Graham (10/4/1952 at Pittsburgh Steelers)
- 401 Bernie Kosar (11/10/1986 vs. Miami Dolphins)

Most 300-yard Passing Games – Career

- 18 Brian Sipe (1974-83)
- 10 Baker Mayfield (2018-21)
- 10 Bernie Kosar (1985-93)

Most Passing Touchdowns – Career

- 154 Brian Sipe (1974-83)
- 134 Frank Ryan (1962-68)
- 116 Bernie Kosar (1985-93)
- 92 Baker Mayfield (2018-21)
- 88 Otto Graham (1950-55)

Most Passing Touchdowns Combination QB to Receiver – Career

- 49 QB Frank Ryan – WR Gary Collins
- 29 QB Otto Graham – WR Dante Lavelli
- 29 QB Brian Sipe – TE Ozzie Newsome
- 26 QB Brian Sipe – WR Reggie Rucker
- 25 QB Frank Ryan – WR Paul Warfield

Most Passing Touchdowns – Season

- 30 Brian Sipe (1980)
- 29 Frank Ryan (1966)
- 29 Derek Anderson (2007)
- 28 Brian Sipe (1979, 1983)

Most Passing Touchdowns – Game

- 5 six times; most recently: Baker Mayfield (10/25/2020 at Cincinnati Bengals)

Most Consecutive Games with a Touchdown Pass

- 23 Frank Ryan (1965 1, 1966) 14, (1967) 8
- 18 Milt Plum (1959) 1, (1960) 12, (1961) 5
- 17 Baker Mayfield (2018) 13, (2019) 4

Highest QB Rating – Career (minimum 750 attempts)

- 89.93 Milt Plum (1957-61)
- 87.81 Baker Mayfield (2018-21)
- 81.64 Bernie Kosar (1985-93)
- 81.43 Frank Ryan (1962-68)
- 80.89 Vinny Testaverde (1993-95)

Highest QB Rating – Season (minimum 200 attempts)

- 110.37 Milt Plum (1960)
- 99.66 Otto Graham (1953)
- 95.90 Baker Mayfield (2020)
- 95.41 Bernie Kosar (1987)
- 93.67 Baker Mayfield (2018)

Highest QB Rating – Game (minimum 15 attempts)

- 158.33 Otto Graham (10/10/1954 vs. Chicago Cardinals)
- 158.33 Brian Sipe (10/29/1978 vs. Buffalo Bills)
- 154.86 Milt Plum (11/13/1960 vs. St. Louis Cardinals)
- 153.94 Milt Plum (10/25/1959 vs. Washington Redskins)
- 151.25 Baker Mayfield (11/11/2018 vs. Atlanta Falcons)

Most Passes Had Intercepted – Career

- 149 Brian Sipe (1974-83)
- 94 Otto Graham (1950-55)
- 88 Frank Ryan (1962-68)
- 81 Mike Phipps (1970-76)
- 81 Bernie Kosar (1985-93)

Most Passes Had Intercepted – Season

- 26 Brian Sipe (1979)
- 25 Brian Sipe (1981)
- 24 Otto Graham (1952)
- 23 Bill Nelsen (1971)
- 23 Brian Sipe (1983)
- 23 Paul McDonald (1984)

Most Passes Had Intercepted – Game

- 6 Brian Sipe (11/22/1981 vs. Pittsburgh Steelers)
- 6 Brian Sipe (10/16/1983 at Pittsburgh Steelers)
- 5 Otto Graham (10/17/1954 at Pittsburgh Steelers)
- 5 Frank Ryan (11/6/1966 at Pittsburgh Steelers)

Most Consecutive Attempts without an Interception

- 308 Bernie Kosar (1990-91)
- 208 Milt Plum (1959-60)
- 189 Brian Hoyer (2013-14)
- 187 Baker Mayfield (2020)
- 176 Bernie Kosar (1995)

Lowest Interception Percentage – Career (minimum 750 attempts)

- 2.57 Bernie Kosar (1985-93); 1,853-3,150-81
- 2.91 Baker Mayfield (2018-21); 1,185-1,924-56
- 3.60 Milt Plum (1957-61); 627-1,083-39
- 3.72 Vinny Testaverde (1993-95); 558-969-37
- 3.91 Tim Couch (1999-03); 1,025-1,714-67

Lowest Interception Percentage – Season (minimum 200 attempts)

- 1.40 Josh McCown (2015); 186-292-4
- 1.65 Baker Mayfield (2020); 305-486-8
- 1.82 Bernie Kosar (1991); 307-494-9
- 1.88 Bernie Kosar (1986); 310-531-10
- 2.00 Milt Plum (1960); 151-250-5

RECEIVING

Most Receptions – Career

- 662 Ozzie Newsome (1978-90)
- 331 Gary Collins (1962-71)
- 323 Greg Pruitt (1973-81)
- 315 Brian Brennan (1984-91)
- 315 Kevin Johnson (1999-03)

Most Receptions – Season

- 89 Ozzie Newsome (1983)
- 89 Ozzie Newsome (1984)
- 89 Kellen Winslow (2006)
- 87 Josh Gordon (2013)
- 84 Kevin Johnson (2001)

Most Receptions – Game

- 14 Ozzie Newsome (10/14/1984 vs. New York Jets)
- 14 Josh Gordon (11/24/2013 vs. Pittsburgh Steelers)
- 11 Mac Speedie (11/9/1952 vs. Chicago Cardinals)
- 11 Webster Slaughter (12/22/1991 at Pittsburgh Steelers)
- 11 Kevin Johnson (9/21/2003 at San Francisco 49ers)
- 11 Kellen Winslow (11/5/2006 at San Diego Chargers)
- 11 Kellen Winslow (12/31/2006 at Houston Texans)
- 11 Kellen Winslow (11/4/2007 vs. Seattle Seahawks)

Most Consecutive Games with Reception

- 150 Ozzie Newsome (1979-89)
- 73 Kevin Johnson (1999-03)
- 61 Braylon Edwards (2005-09)
- 53 Mike Pruitt (1979-83)

Most Receiving Yards – Career

- 7,980 Ozzie Newsome (1978-90)
- 5,508 Ray Renfro (1952-63)
- 5,299 Gary Collins (1962-71)
- 5,210 Paul Warfield (1964-69, 1976-77)
- 4,953 Reggie Rucker (1975-81)

Most Receiving Yards – Season

- 1,646 Josh Gordon (2013)
- 1,289 Braylon Edwards (2007)
- 1,236 Webster Slaughter (1989)
- 1,174 Jarvis Landry (2019)
- 1,106 Kellen Winslow (2007)

Most Receiving Yards – Game

- 261 Josh Gordon (12/1/2013 vs. Jacksonville Jaguars)
- 237 Josh Gordon (11/24/2013 vs. Pittsburgh Steelers)
- 191 Ozzie Newsome (10/14/1984 vs. New York Jets)
- 186 Webster Slaughter (10/23/1989 vs. Chicago Bears)
- 184 Webster Slaughter (10/29/1989 vs. Houston Oilers)

Most 100-yard Receiving Games – Career

- 14 Ray Renfro (1952-63)
- 14 Webster Slaughter (1986-91)
- 12 Paul Warfield (1964-69, 1976-77)
- 11 Gary Collins (1962-71)
- 11 Braylon Edwards (2005-09)

Most Seasons 50 or More Receptions

- 6 Ozzie Newsome (1979-81, 1983-85)
- 4 Kevin Johnson (1999-2002)
- 4 Jarvis Landry (2018-21)

Highest Receiving Average – Career (minimum 100 receptions)

- 19.60 Ray Renfro (1952-63); 281-5,508
- 19.23 Paul Warfield (1964-69, 1976-77); 271-5,210
- 18.44 Ricky Feacher (1976-84); 113-2,084

Highest Receiving Average – Season (minimum 20 receptions)

- 28.05 Ray Renfro (1957); 21-589
- 23.88 Ray Renfro (1958); 24-573
- 22.55 Ricky Feacher (1981); 29-654

Highest Receiving Average – Game (minimum 3 receptions)

- 52.33 Rich Kreitling (10/2/1960 vs. Pittsburgh Steelers); 3-157
- 48.67 Clarence Weathers (10/13/1985 at Houston Oilers); 3-146
- 46.00 Webster Slaughter (10/29/1989 vs. Houston Oilers); 4-184

Most Receiving Touchdowns – Career

- 70 Gary Collins (1962-71)
- 52 Paul Warfield (1964-69, 1976-77)
- 50 Ray Renfro (1952-63)
- 47 Ozzie Newsome (1978-90)
- 33 Dante Lavelli (1950-56)

Most Receiving Touchdowns – Season

- 16 Braylon Edwards (2007)
- 13 Gary Collins (1963)
- 12 Gary Collins (1966)
- 12 Paul Warfield (1968)
- 11 Gary Collins (1969)

Most Receiving Touchdowns – Game

- 3 11 times, most recently: Jordan Cameron (9/22/2013 at Minnesota Vikings)

Most Consecutive Games with TD Reception

- 7 Gary Collins (1963) 2, (1964) 5
- 6 Paul Warfield (1968)

INTERCEPTIONS

Most Passes Intercepted – Career

- 45 Thom Darden (1972-74, 1976-81)
- 40 Warren Lahr (1950-59)
- 39 Clarence Scott (1971-83)
- 30 Ken Konz (1953-59)
- 29 Bernie Parrish (1959-66)

Most Passes Intercepted – Season

- 10 Thom Darden (1978)
- 10 Anthony Henry (2001)
- 9 Tommy James (1950)
- 9 Felix Wright (1989)
- 9 Eric Turner (1994)

Most Passes Intercepted – Game

- 3 11 times; most recently: Anthony Henry (11/18/2001 at Baltimore Ravens)

Most Interception Return Yards – Career

- 820 Thom Darden (1972-74, 1976-81)
- 581 Ross Fichtner (1960-67)
- 557 Bernie Parrish (1959-66)
- 530 Warren Lahr (1950-59)
- 469 Felix Wright (1985-90)

Most Interception Return Yards – Season

- 238 Bernie Parrish (1960)
- 200 Thom Darden (1978)
- 199 Eric Turner (1994)
- 190 Don Paul (1956)
- 177 Anthony Henry (2001)

Most Interception Return Yards – Game

- 122 Brandon McDonald (12/15/2008 at Philadelphia Eagles)
- 115 Bernie Parrish (12/11/1960 vs. Chicago Bears)
- 108 Felix Wright (10/26/1987 vs. Los Angeles Rams)
- 101 Eric Turner (9/18/1994 vs. Arizona Cardinals)
- 100 Brodney Pool (11/18/2007 at Baltimore Ravens)

Highest Average Gain on Interceptions – Career (minimum 10 interceptions)

- 23.14 Tashaun Gipson (2012-15); 14-324
- 23.00 Erich Barnes (1965-71); 18-414
- 21.73 Oliver Davis (1977-80); 11-239
- 21.52 Ross Fichtner (1960-67); 27-581

Highest Average Gain on Interceptions – Season (minimum 3 interceptions)

- 43.67 Eric Wright (2008); 3-131
- 39.67 Bernie Parrish (1960); 6-238
- 38.00 Felix Wright (1987); 4-152
- 34.67 Brian Washington (1988); 3-104

Highest Average Gain on Interceptions – Game (minimum 2 interceptions)

- 61.00 Brandon McDonald (12/15/2008 at Philadelphia Eagles); 2-122
- 57.50 Bernie Parrish (12/11/1960 vs. Chicago Bears); 2-115
- 54.00 Felix Wright (10/26/1987 vs. Los Angeles Rams); 2-108
- 50.50 Eric Turner (9/18/1994 vs. Arizona Cardinals); 2-101

Most Touchdowns on Interceptions – Career

- 5 Warren Lahr (1950-59)
- 4 Ken Konz (1953-59)
- 3 Bernie Parrish (1959-66)
- 3 Ross Fichtner (1960-67)
- 3 Jim Houston (1960-72)
- 3 Erich Barnes (1965-71)

Most Touchdowns on Interceptions – Season

- 2 eight times, most recently: Karlos Dansby (2015)

Most Touchdowns on Interceptions – Game

- 2 Bobby Franklin (12/11/1960 vs. Chicago Bears)
- 2 David Bowers (10/24/2010 at New Orleans Saints)

PUNTING

PUNT RETURNS

Most Punts – Career

- 651 Don Cockroft (1968-80)
- 466 Chris Gardocki (1999-03)
- 385 Horace Gillom (1950-56)
- 336 Gary Collins (1962-71)
- 254 Dave Zastudil (2006-10)

Most Punts – Season

- 108 Chris Gardocki (2000)
- 106 Chris Gardocki (1999)
- 99 Chris Gardocki (2001)
- 97 Bryan Wagner (1989)
- 93 Spencer Lanning (2014)

Most Punts – Game

- 12 Horace Gillom (12/3/1950 vs. Philadelphia Eagles)
- 12 Bryan Wagner (11/19/1989 vs. Kansas City Chiefs)
- 12 Chris Gardocki (12/3/2000 at Jacksonville Jaguars)
- 12 Britton Colquitt (9/9/2018 vs. Pittsburgh Steelers)
- 11 Horace Gillom (10/4/1953 at Chicago Cardinals)
- 11 Gary Collins (12/12/1965 at Los Angeles Rams)
- 11 Don Cockroft (10/15/1972 vs. Chicago Bears)

Most Punt Yards – Career

- 26,262 Don Cockroft (1968-80)
- 20,220 Chris Gardocki (1999-03)
- 16,872 Horace Gillom (1950-56)
- 13,764 Gary Collins (1962-71)
- 11,339 Britton Colquitt (2016-18)

Most Punt Yards – Season

- 4,919 Chris Gardocki (2000)
- 4,645 Chris Gardocki (1999)
- 4,249 Chris Gardocki (2001)
- 4,119 Spencer Lanning (2014)
- 3,817 Bryan Wagner (1989)

Most Punt Yards – Game

- 522 Britton Colquitt (9/9/2018 vs. Pittsburgh Steelers)
- 517 Chris Gardocki (12/3/2000 at Jacksonville Jaguars)
- 510 Horace Gillom (12/3/1950 vs. Philadelphia Eagles)
- 497 Gary Collins (12/12/1965 at Los Angeles Rams)
- 491 Chris Gardocki (11/26/2000 at Baltimore Ravens)

Best Gross Punting Average – Career (minimum 150 attempts)

- 46.09 Britton Colquitt (2016-18); 246-11,339
- 44.87 Jamie Gillan (2019-21); 156-6,999
- 44.12 Dave Zastudil (2006-10); 254-11,207
- 44.06 Spencer Lanning (2013-14); 177-7,798
- 43.82 Horace Gillom (1950-56); 385-16,872

Best Gross Punting Average – Season (minimum 35 attempts)

- 47.64 Britton Colquitt (2017); 80-3,811
- 46.74 Andy Lee (2015); 70-3,270
- 46.69 Gary Collins (1965); 65-3,035
- 46.24 Jamie Gillan (2019); 63-2,913
- 45.69 Horace Gillom (1952); 61-2,787

Best Gross Punting Average – Game (minimum 2 attempts)

- 60.50 Andy Lee (9/13/2015 at New York Jets); 2-121
- 56.71 Jamie Gillan (10/9/2019 at San Francisco 49ers); 7-397
- 56.50 Sam Baker (11/13/1960 vs. St. Louis Cardinals); 2-113
- 56.50 Britton Colquitt (10/8/2017 vs. New York Jets); 2-113
- 54.75 Horace Gillom (11/28/1954 at New York Giants); 4-219

Most Punts Inside 20 Yard Line – Career

- 115 Chris Gardocki (1999-03)
- 90 Dave Zastudil (2006-10)
- 78 Britton Colquitt (2016-18)
- 73 Reggie Hodges (2009-12)
- 63 Brian Hansen (1991-93)

Most Punts Inside 20 Yard Line – Season

- 32 Bryan Wagner (1989)
- 32 Brad Maynard (2011)
- 32 Britton Colquitt (2018)
- 29 Reggie Hodges (2010, 2012)
- 28 Brian Hansen (1992)
- 28 Dave Zastudil (2006)
- 28 Spencer Lanning (2013)
- 28 Jamie Gillan (2019)

Most Punts Inside 20 Yard Line – Game

- 7 Dave Zastudil (10/11/2009 at Buffalo Bills)
- 6 Britton Colquitt (9/9/2018 vs. Pittsburgh Steelers)

Most Punt Returns – Career

- 202 Dennis Northcutt (2000-06)
- 195 Joshua Cribbs (2005-12)
- 161 Gerald McNeil (1986-89)
- 127 Eric Metcalf (1989-94)
- 111 Dino Hall (1979-83)

Most Punt Returns – Season

- 49 Gerald McNeil (1989)
- 44 Eric Metcalf (1992)
- 40 Gerald McNeil (1986)
- 39 Dino Hall (1983)
- 38 Gerald McNeil (1988)
- 38 Joshua Cribbs (2009, 2012)

Most Punt Returns – Game

7 eight times, most recently: **Demetric Felton (9/26/2021 vs. Chicago Bears)**

Most Punt Return Yards – Career

- 2,154 Joshua Cribbs (2005-12)
- 2,149 Dennis Northcutt (2000-06)
- 1,545 Gerald McNeil (1986-89)
- 1,341 Eric Metcalf (1989-94)
- 990 Leroy Kelly (1964-73)

Most Punt Return Yards – Season

- 496 Gerald McNeil (1989)
- 464 Eric Metcalf (1993)
- 457 Joshua Cribbs (2012)
- 452 Joshua Cribbs (2009)
- 432 Dennis Northcutt (2004)

Most Punt Return Yards – Game

- 179 Travis Benjamin (10/3/2013 vs. Buffalo Bills)
- 166 Eric Metcalf (10/24/1993 vs. Pittsburgh Steelers)
- 154 Travis Benjamin (9/20/2015 vs. Tennessee Titans)
- 135 Joshua Cribbs (12/30/2007 vs. San Francisco 49ers)
- 120 Joshua Cribbs (10/4/2009 vs. Cincinnati Bengals)

Most Punt Return Touchdowns – Career

- 5 Eric Metcalf (1989-94)
- 3 Bobby Mitchell (1958-61)
- 3 Leroy Kelly (1964-73)
- 3 Dennis Northcutt (2000-06)
- 3 Joshua Cribbs (2005-12)
- 3 Travis Benjamin (2012-15)

Most Punt Return Touchdowns – Season

- 2 Leroy Kelly (1965)
- 2 Eric Metcalf (1993, 1994)
- 2 Dennis Northcutt (2002)

Most Punt Return Touchdowns – Game

- 2 Eric Metcalf (10/24/1993 vs. Pittsburgh Steelers)

Highest Punt Return Average – Career (minimum 50 returns)

- 12.60 Travis Benjamin (2012-15); 68-867
- 11.77 Greg Pruitt (1973-81); 56-659
- 11.24 Bobby Mitchell (1958-61); 54-607
- 11.00 Joshua Cribbs (2005-12); 195-2,154
- 10.64 Dennis Northcutt (2000-06); 202-2,149

Highest Punt Return Average – Season (minimum 15 returns)

- 15.59 Leroy Kelly (1965); 17-265
- 14.68 Dennis Northcutt (2002); 25-367
- 13.50 Joshua Cribbs (2007); 30-405
- 12.93 Greg Pruitt (1974); 27-349
- 12.89 Eric Metcalf (1993); 36-464

Highest Punt Return Average – Game (minimum 3 returns)

- 34.67 Dennis Northcutt (11/5/2006 at San Diego Chargers); 3-104
- 33.75 Joshua Cribbs (12/30/2007 vs. San Francisco 49ers); 4-135
- 28.75 Eric Metcalf (9/4/1994 at Cincinnati Bengals); 4-115
- 27.67 Bobby Mitchell (10/8/1961 vs. Washington Redskins); 3-83

KICKOFF RETURNS

Most Kickoff Returns – Career

- 387 Joshua Cribbs (2005-12)
- 151 Dino Hall (1979-83)
- 139 Eric Metcalf (1989-94)
- 88 Andre' Davis (2002-04)
- 87 Glen Young (1984-85, 1987-88)

Most Kickoff Returns – Season

- 61 Joshua Cribbs (2006)
- 59 Joshua Cribbs (2007)

- 56 Joshua Cribbs (2009)
- 52 Eric Metcalf (1990)
- 50 Dino Hall (1979)
- 50 Andre' Davis (2002)

Most Kickoff Returns – Game

- 10 Richard Alston (11/28/2004 at Cincinnati Bengals)
- 9 Dino Hall (10/7/1979 vs. Pittsburgh Steelers)
- 8 Dino Hall (11/25/1979 at Pittsburgh Steelers)
- 7 Dino Hall (11/29/1981 vs. Cincinnati Bengals)
- 7 Joshua Cribbs (11/18/2007 at Baltimore Ravens)
- 7 Joshua Cribbs (11/2/2008 vs. Baltimore Ravens)
- 7 Joshua Cribbs (12/16/2012 vs. Washington Redskins)

Most Kickoff Return Yards – Career

- 10,015 Joshua Cribbs (2005-12)
- 3,185 Dino Hall (1979-83)
- 2,806 Eric Metcalf (1989-94)
- 2,079 Glen Young (1984-85, 1987-88)
- 1,872 Randy Baldwin (1991-94)

Most Kickoff Return Yards – Season

- 1,809 Joshua Cribbs (2007)
- 1,542 Joshua Cribbs (2009)
- 1,494 Joshua Cribbs (2006)
- 1,178 Joshua Cribbs (2012)
- 1,110 Joshua Cribbs (2008)

Most Kickoff Return Yards – Game

- 269 Joshua Cribbs (12/20/2009 at Kansas City Chiefs)
- 245 Joshua Cribbs (11/18/2007 at Baltimore Ravens)
- 237 Joshua Cribbs (11/2/2008 vs. Baltimore Ravens)
- 221 Joshua Cribbs (10/7/2012 at New York Giants)
- 212 Richard Alston (11/28/2004 at Cincinnati Bengals)

Most Kickoff Return Touchdowns – Career

- *8 Joshua Cribbs (2005-12)
- 3 Bobby Mitchell (1958-61)
- 2 Eric Metcalf (1989-94)
- * Tied for NFL Record

Most Kickoff Return Touchdowns – Season

- 3 Joshua Cribbs (2009)
- 2 Eric Metcalf (1990)
- 2 Joshua Cribbs (2007)

Most Kickoff Return Touchdowns – Game

- 2 Joshua Cribbs (12/20/2009 at Kansas City Chiefs)

Highest Kickoff Return Average – Career (minimum 50 returns)

- 26.26 Greg Pruitt (1973-81); 58-1,523
- 25.94 Walter Roberts (1964-66); 62-1,608
- 25.88 Joshua Cribbs (2005-12); 387-10,015
- 25.24 Keith Wright (1978-80); 70-1,767
- 25.00 Bobby Mitchell (1958-61); 62-1,550

Highest Kickoff Return Average – Season (minimum 12 returns)

- 31.69 Billy Lefear (1975); 13-412
- 30.66 Joshua Cribbs (2007); 59-1,809
- 29.50 Billy Reynolds (1954); 14-413
- 28.88 Bo Scott (1969); 25-722
- 28.31 Greg Pruitt (1973); 16-453

Highest Kickoff Return Average – Game (minimum 3 returns)

- 51.00 Joshua Cribbs (11/11/2007 at Pittsburgh Steelers); 4-204
- 48.33 Gerald McNeil (10/5/1986 at Pittsburgh Steelers); 3-145
- 45.67 Herman Fontenot (10/30/1988 vs. Cincinnati Bengals); 3-137
- 44.83 Joshua Cribbs (12/20/2009 at Kansas City Chiefs); 6-269
- 44.00 Joshua Cribbs (10/18/2009 at Pittsburgh Steelers); 3-132

COMBINED NET YARDS

*Includes rushing, receiving, punt returns and kickoff returns.

Most Attempts – Career

- 2,650 Jim Brown (1957-65); 2,359 R, 262 P, 29 PR
- 2,087 Leroy Kelly (1964-73); 1,727 R, 190 P, 94 KR, 76 PR
- 1,860 Mike Pruitt (1976-84); 1,593 R, 255 P, 12 PR

Most Attempts – Season

- 353 Jim Brown (1961); 305 R, 46 P, 2 PR
- 353 Reuben Droughns (2005); 309 R, 39 P, 5 KR
- 334 Nick Chubb (2019); 298 R, 36 P**
- 331 Peyton Hillis (2010); 270 R, 61 P
- 328 Jamal Lewis (2007); 298 R, 30 P
- 323 Jim Brown (1965); 289 R, 34 P

Most Attempts – Game

- 39 Jim Brown (10/4/1959 at Chicago Cardinals); 37 R, 2P
- 39 Mike Pruitt (12/3/1981 at Houston Oilers); 32 R, 7 P
- 39 Lee Suggs (12/26/2004 at Miami Dolphins); 38 R, 1 P

- 39 Jerome Harrison (12/27/2009 vs. Oakland Raiders); 39 R
- 38 Jim Brown (11/19/1961 vs. Philadelphia Eagles); 34 R, 3 P, 1 PR

- 38 Earnest Byner (12/17/1995 vs. Cincinnati Bengals); 31 R, 7 P

Most Yards – Career

- 15,459 Jim Brown (1957-65); 12,312 R, 2,499 P, 648 KR
- 14,083 Joshua Cribbs (2005-12); 10,015 KR, 2,154 PR; 753 R, 1,161 P
- 12,329 Leroy Kelly (1964-73); 7,274 R, 2,281 P, 1,784 KR, 990 PR
- 10,700 Greg Pruitt (1973-81); 5,496 R, 3,022 P, 1,523 KR, 659 PR

Most Yards – Season

- 2,510 Joshua Cribbs (2009); 1,542 KR, 452 PR, 381 R, 135 P
- 2,312 Joshua Cribbs (2007); 1,809 KR, 405 PR, 37 P, 61 R
- 2,131 Jim Brown (1963); 1,863 R, 268 P
- 2,014 Leroy Kelly (1966); 1,141 R, 366 P, 403 KR, 104 PR
- 1,932 Eric Metcalf (1993); 611 R, 539 P, 318 KR, 464 PR

Most Yards – Game

- 316 Joshua Cribbs (12/27/2009 at Kansas City Chiefs); 269 KR, 36 PR, 8 R, 3 P
- 313 Jim Brown (11/19/1961 vs. Philadelphia Eagles); 237 R, 52 P, 24 KR
- 309 Joshua Cribbs (11/18/2007 at Baltimore Ravens); 245 KR, 61 PR, 3R
- 304 Greg Pruitt (11/23/1975 vs. Cincinnati Bengals); 121 R, 106 P, 36 KR, 41 PR
- 299 Leroy Kelly (12/4/1966 vs. New York Giants); 126 R, 71 P, 102 KR

High Average – Career (minimum 500 attempts)

- 17.23 Joshua Cribbs (2005-12); 817-14,083
- 11.94 Ozzie Newsome (1978-90); 682-8,144
- 8.87 Bobby Mitchell (1958-61); 667-5,916
- 7.89 Eric Metcalf (1989-94); 1,155-9,108

High Average – Season (minimum 100 attempts)

- 22.89 Joshua Cribbs (2007); 101-2,312
- 17.75 Joshua Cribbs (2008); 103-1,519
- 14.85 Joshua Cribbs (2009); 169-2,510
- 14.32 Dino Hall (1979); 103-1,475
- 13.01 Joshua Cribbs (2010); 103-1,340

High Average – Game (minimum 10 attempts)

- 27.80 Joshua Cribbs (11/2/2008 vs. Baltimore Ravens); 10-278
- 26.10 Josh Gordon (12/1/2013 vs. Jacksonville Jaguars) 10-261
- 25.75 Joshua Cribbs (11/18/2007 at Baltimore Ravens); 12-309
- 22.57 Joshua Cribbs (12/20/2009 at Kansas City Chiefs); 14-316
- 22.09 Joshua Cribbs (10/4/2009 vs. Cincinnati Bengals); 11-243

SCRIMMAGE YARDS

Most Attempts – Career

- 2,621 Jim Brown (1957-65); 2,359 R, 262 P
- 1,917 Leroy Kelly (1964-73); 1,727 R, 190 P
- 1,848 Mike Pruitt (1976-84); 1,593 R, 255 P

Most Attempts – Season

- 351 Jim Brown (1961); 305 R, 46 P
- 348 Reuben Droughns (2005); 309 R, 39 P
- 334 Nick Chubb (2019); 298 R, 36 P**
- 331 Peyton Hillis (2010); 270 R, 61 P
- 328 Jamal Lewis (2007); 298 R, 30 P

Most Attempts – Game

- 39 Jim Brown (10/4/1959 at Chicago Cardinals); 37R, 2P
- 39 Mike Pruitt (12/3/1981 at Houston Oilers); 32 R, 7 P
- 39 Lee Suggs (12/26/2004 at Miami Dolphins); 38 R, 1 P
- 39 Jerome Harrison (12/27/2009 vs. Oakland Raiders); 39 R
- 38 Earnest Byner (12/17/1995 vs. Cincinnati Bengals); 31R, 7P

Most Yards – Career

- 14,811 Jim Brown (1957-65); 12,312 R, 2,499 P
- 9,555 Leroy Kelly (1964-73); 7,274 R, 2,281 P
- 8,518 Greg Pruitt (1973-81); 5,496 R, 3,022 P
- 8,301 Mike Pruitt (1976-84); 6,540 R, 1,761 P
- 8,115 Ozzie Newsome (1978-90); 135 R, 7,980 P

Most Yards – Season

- 2,131 Jim Brown (1963); 1,863 R, 268 P
- 1,872 Jim Brown (1965); 1,544 R, 328 P
- 1,867 Jim Brown (1961); 1,408 R, 459 P

Most Yards – Game

- 298 Jerome Harrison (12/20/2009 at Kansas City Chiefs); 286 R, 12 P
- 289 Jim Brown (11/19/1961 vs. Philadelphia Eagles); 237 R, 52 P
- 262 Jim Brown (9/15/1963 vs. Washington Redskins); 162 R, 100 P
- 261 Josh Gordon (12/1/2013 vs. Jacksonville Jaguars) 261 P
- 258 Jim Brown (11/24/1957 vs. Los Angeles Rams) 237 R, 21 P

High Average – Career (minimum 400 attempts)
 14.81 Ray Renfro (1952-63); 418-6,190
 11.93 Ozzie Newsome (1978-90); 680-8,115
 8.09 Dub Jones (1950-55); 481-3,893

High Average – Season (minimum 100 attempts)
 8.53 Dub Jones (1952); 108-921
 7.93 Dub Jones (1951); 134-1,062
 7.64 Dub Jones (1950); 101-772

High Average – Game (minimum 10 attempts)
 26.10 Josh Gordon (12/1/2013 vs. Jacksonville Jaguars) 10-261
 18.42 Marion Motley (10/29/1950 vs. Pittsburgh Steelers); 12-221
 17.70 Gern Nagler (11/20/1960 at Pittsburgh Steelers); 10-177

QUARTERBACK SACKS

*Sacks became an official stat in 1982

Most Sacks – Career
 76.5 Clay Matthews (1978-93)*
 69 Jerry Sherk (1970-81)*
58.5 Myles Garrett (2017-21)
 58 Walter Johnson (1965-76)*
 51.5 Michael Dean Perry (1988-94)

GAMES WON

Most Games Won, One Season (Including Postseason)
 13 (1986)

Most Games Won – Regular Season
 12 (1986)

Most Games Won – Home (Season)
 7 (2007)

Most Games Won – Road (Season)
 6 (2002, 1986, 1972, 1965)

Most Consecutive Games Won, Start of Season
 11 (1953)

Most Consecutive Games Won (During Season)
 11 (1951, 1953)

Most Consecutive Games Won (Regular Season)
 13 (1951-52)

Most Consecutive Home Games Won (Regular Season)
 12 (1950-52)

Most Consecutive Road Games Won (Regular Season)
 7 (1951-52; 1954-55; 1971-72)

GAMES LOST

Most Games Lost, One Season
 16 (2017)

Most Consecutive Games Lost
 17 (2015-16); (2016-17)

Most Consecutive Games Lost, Start of Season
 16 (2017)

Most Consecutive Games Lost, End of Season
 16 (2017)

Most Consecutive Home Games Lost
 10 (2008-09)

Most Consecutive Road Games Lost
 25 (2015-18)

SCORING

Most Points – Season
 415 (1964); 22 FG, 49 PAT, 50 TD
 408 (2020); 19 FG, 43 PAT, 50 TD, 2 PPT, 2 SAFETY
 403 (1966); 9 FG, 52 PAT, 54 TD
 402 (2007); 26 FG, 42 PAT, 46 TD, 2 PPT, 1 SAFETY
 394 (1968); 18 FG, 46 PAT, 49 TD

Most Points – Game
 62 (12/6/1953 vs. New York Giants); 2 FG, 8 PAT, 8 TD
 62 (11/7/1954 vs. Washington Redskins); 2 FG, 8 PAT, 8 TD
 52 (12/12/1964 at New York Giants); 1 FG, 7 PAT, 7 TD
 51 (9/10/1989 at Pittsburgh Steelers); 3 FG, 6 PAT, 6 TD
 51 (9/16/2007 vs. Cincinnati Bengals); 3 FG, 6 PAT, 6 TD

Fewest Points – Season
 140 (1982); 7 FG, 17 PAT, 17 TD
 161 (2000); 14 FG, 17 PAT, 17 TD
 167 (1956); 11 FG, 18 PAT, 19 TD, 1 SAFETY
 217 (1999); 8 FG, 23 PAT, 28 TD
 218 (1975); 17 FG, 21 PAT, 24 TD
 218 (2011); 24 FG, 20 PAT, 21 TD

Most Sacks – Season

16 Myles Garrett (2021)
 14.5 Bill Glass (1965)*
 14 Jack Gregory (1970)*
 14 Reggie Camp (1984)
13.5 Myles Garrett (2018)
 13 Jamir Miller (2001)

Most Sacks – Game

4.5 Myles Garrett (9/26/2021 vs. Chicago Bears)
 4 Jerry Sherk (11/14/1976 vs. Philadelphia Eagles)*
 4 Mack Mitchell (11/20/1977 vs. New York Giants)*
 4 Andra Davis (11/9/2003 at Kansas City Chiefs)

Most Consecutive Games At Least One Sack
 7 Bill Glass (1966)*

Most Sack Yards – Career

568 Clay Matthews (1978-92)*
 547 Jerry Sherk (1970-81)*

Most Sack Yards – Season

125.5 Reggie Camp (1984)*

Most Sack Yards – Game

39 Reggie Camp (11/25/1984 vs. Houston Oilers)

TEAM RECORDS

Most Points Against – Season

462 (1990); 16 FG, 56 PAT, 59 TD
 452 (2016); 19 FG, 49 PAT, 56 TD, 2 SAFETY
 437 (1999); 33 FG, 40 PAT, 49 TD
 432 (2015); 30 FG, 44 PAT, 49 TD
 419 (2000); 31 FG, 44 PAT, 46 TD
 419 (2020); 23 FG, 38 PAT, 50 TD, 5 PPT

Most Points Against – Game

58 (12/9/1990 at Houston Oilers); 1 FG, 7 PAT, 8 TD
 58 (11/28/2004 at Cincinnati Bengals); 3 FG, 7 PAT, 7 TD
 55 (10/17/1954 at Pittsburgh Steelers); 7 PAT, 8 TD
 55 (11/12/1967 at Green Bay Packers); 2 FG, 7 PAT, 7 TD
 51 (11/9/1969 at Minnesota Vikings); 3 FG, 6 PAT, 6 TD
 51 (10/7/1979 vs. Pittsburgh Steelers); 1 FG, 6 PAT, 7 TD

Fewest Points Against – Season

144 (1950); 4 FG, 18 PAT, 19 TD
 152 (1951); 4 FG, 18 PAT, 20 TD
 162 (1953); 2 FG, 20 PAT, 22 TD
 162 (1954); 3 FG, 21 PAT, 22 TD
 172 (1957); 7 FG, 19 PAT, 22 TD

Most Points, Both Teams – Game

106 (11/28/2004 at Cincinnati Bengals); 5 FG, 13 PAT, 13 TD (L, 48-58)
 96 (9/16/2007 vs. Cincinnati Bengals); 12 PAT, 12 TD, 4 FG (W, 51-45)
 89 (12/4/1966 vs. New York Giants); 4 FG, 11 PAT, 11 TD (W, 49-40)
 89 (12/14/2020 vs. Baltimore Ravens); 1 FG, 8 PAT, 2 PPT, 12 TD (L, 42-47)
 89 (10/3/2021 at Los Angeles Chargers); 2 FG, 7 PAT, 2 PPT, 12 TD (L, 45-42 OT)

Fewest Points, Both Teams – Game

6 (10/1/1950 vs. New York Giants); 1 TD (L, 0-6)
 6 (11/21/1954 vs. Philadelphia Eagles); 2 FG (W, 6-0)
 7 (10/25/1953 at New York Giants); 1 PAT, 1 TD (W, 7-0)
 7 (12/1/1974 vs. San Francisco 49ers); 1 PAT, 1 TD (W, 7-0)
 8 (12/12/1970 vs. Dallas Cowboys); 2 FG, 1 SAFETY (L, 2-6)
 8 (12/16/2007 vs. Buffalo Bills); 2 FG, 1 SAFETY (W, 8-0)

Most Touchdowns – Season

54 (1966); 18 Rush, 33 Rec, 3 Ret
 50 (1964); 14 Rush, 28 Rec, 8 Ret
 50 (2020); 21 Rush, 27 Rec, 2 Def

Most Touchdowns – Game

8 (12/6/1953 vs. New York Giants); 2 Rush, 5 Rec, 1 Ret
 8 (11/7/1954 vs. Washington Redskins); 3 Rush, 4 Rec, 1 Ret

Most Touchdowns Against – Season

59 (1990); 21 Rush, 32 Rec, 6 Def
 56 (2016); 18 Rush, 36 Rec, 2 Def
 50 (2020); 16 Rush, 31 Rec, 2 Def, 1 Return

Most Touchdowns Against – Game

8 (10/17/1954 at Pittsburgh Steelers); 2 Rush, 4 Rec, 2 Ret
 8 (12/9/1990 at Houston Oilers); 4 Rush, 3 Rec, 1 Def

Fewest Touchdowns – Season

17 (1982); 7 Rush, 9 Rec, 1 Ret
 17 (2000); 7 Rush, 9 Rec, 1 Ret
 19 (1956); 8 Rush, 8 Rec, 3 Ret
 20 (2008); 6 Rush, 11 Rec, 1 Ret, 2 Def
 21 (2011); 4 Rush, 16 Rec, 1 Ret

Fewest Touchdowns Against – Season
 19 (1950); 10 Rush, 8 Rec, 1 Ret
 20 (1951); 8 Rush, 10 Rec, 2 Ret
 21 (1956); 13 Rush, 7 Rec, 1 Ret

Most Touchdowns Rushing – Season
 24 (1958)
 23 (1954)

Most Touchdowns Rushing – Game
 6 (11/24/1957 vs. Los Angeles Rams)
 5 four times, most recently: (11/11/1959 at Baltimore Colts)

Most Touchdowns Rushing Against – Season
 29 (1999)
 26 (2000)
 25 (1979)
 22 (2004)
 21 (1975, 1990)

Most Touchdowns Rushing Against – Game
 6 (10/15/1961 vs. Green Bay Packers)
 5 (10/13/1991 at Washington Redskins)
 5 (12/3/2000 at Jacksonville Jaguars)
 5 (12/14/2020 vs. Baltimore Ravens)

Fewest Touchdowns Rushing – Season
 4 (2005, 2011, 2013)
 5 (1995, 2015)
 6 (1956, 2004, 2008)

Fewest Touchdowns Rushing Against – Season
 4 (1954)
 5 (1992)

Most Touchdowns Rushing, Both Teams – Game
 9 (12/14/2020 vs. Baltimore Ravens)

Most Touchdowns Passing – Season
 34 (2015)
 33 (1966)
 30 (1980)
 29 (2007), (2018)

Most Touchdowns Passing – Game
 6 two times, most recently: (10/30/1966 at Atlanta Falcons)

Fewest Touchdowns Passing – Season
 7 (1975)
 8 (1956)
 9 (1982, 2000)

Most Touchdowns Passing Against – Season
 36 (2016)
 32 (1990)
 31 (1965, 2020)
 29 (2007, 2013, 2021)

Most Touchdowns Passing Against – Game
 6 two times, most recently: (9/16/2007 vs. Cincinnati Bengals)

Fewest Touchdowns Passing Against – Season
 7 (1956)
 8 (1950, 1957)

Most Points After Touchdowns – Season
 52 (1966)
 49 (1964)

Most Points After Touchdowns – Game
 8 (12/6/1953 vs. New York Giants)
 8 (11/7/1954 vs. Washington Redskins)

Fewest Points After Touchdowns – Season
 17 (1982, 2000)
 18 (1956)

Most Points After Touchdowns Against – Season
 56 (1990)
 49 (2016)

Most Points After Touchdowns Against – Game
 7 six times, most recently: (11/28/2004 at Cincinnati Bengals)

Fewest Points After Touchdowns Against – Season
 18 (1950, 1951)

Most Field Goals Made – Season
 30 (2008)
 29 (1995, 2012)
 28 (2015)
 27 (2005)

Most Field Goals Made – Game
 6 (11/5/2006 at San Diego Chargers)
 5 five times, most recently: (11/4/2012 vs. Baltimore Ravens)

Fewest Field Goals Made – Season
 5 (1959)
 7 (1982)

Most Field Goals Made Against – Season
 35 (2003)
 33 (1999)
 32 (2007)
 31 (1993, 2000)

Most Field Goals Made Against – Game
 5 three times, most recently: (12/2/2018 at Houston Texans)

Fewest Field Goals Made Against – Season
 2 (1953)
 3 (1954)

Most Safeties For – Season
 3 (1970)
 2 (1993, 2020)

Most Safeties For – Game
 1 24 times; most recently: (11/22/2020 vs. Philadelphia Eagles)

Most Safeties Against – Season
 3 (1974, 1987)

Most Safeties, Both Teams – Season
 4 (1993)

Most Safeties, Both Teams – Game
 2 (9/13/1987 at New Orleans Saints)
 2 (11/14/1993 at Seattle Seahawks)

Most Two-Point Conversions – Season
 4 (1994), (2018)

Most Two-Point Conversions – Game
 2 (9/30/2018 at Oakland Raiders)

Most Two-Point Conversions, Both Teams – Season
 7 (2018, 2020)

Most Two-Point Conversions Against – Season
 5 (2020)

Most Two-Point Conversions Against – Game
 3 (10/4/2020 at Dallas Cowboys)

Most Points 1st Quarter
 24 (11/22/2009 at Detroit Lions)

Most Points 2nd Quarter
 28 four times, most recently: (12/6/2020 at Tennessee Titans)

Most Points 3rd Quarter
 24 (12/6/1953 vs. New York Giants)

Most Points 4th Quarter
 28 (10/25/1964 vs. New York Giants)

Most Points 1st Half
 38 (12/6/2020 at Tennessee Titans)

Most Points 2nd Half
 35 five times; most recently: (11/28/2004 at Cincinnati Bengals)

Largest Margin of Victory
 59 (11/7/1954 vs. Washington Redskins)

Largest Margin of Defeat
 48 (11/12/1967 at Green Bay Packers)
 48 (11/9/1969 at Minnesota Vikings)
 48 (12/3/2000 at Jacksonville Jaguars)

FIRST DOWNS

Most First Downs – Season
 364 (1981)

Most First Downs – Game
 35 (11/23/1986 vs. Pittsburgh Steelers)

Fewest First Downs – Season
 173 (1956)

Fewest First Downs – Game
 1 (12/3/1950 vs. Philadelphia Eagles)

Most First Downs by Opponents – Season
 377 (2018)

Most First Downs by Opponents – Game
 36 (11/25/1979 at Pittsburgh Steelers)

Fewest First Downs by Opponents – Season
 147 (1954)

Fewest First Downs by Opponents – Game
4 (11/7/1954 vs. Washington Redskins)
4 (10/21/1973 vs. Houston Oilers)

Most First Downs, Both Teams – Game
68 (10/4/2020 at Dallas Cowboys)

Most First Downs Rushing – Season
135 (1963)

Most First Downs Rushing – Game
21 (12/13/1959 at Philadelphia Eagles)

Fewest First Downs Rushing – Season
53 (2000)
64 (1982, 1999)

Fewest First Downs Rushing – Game
0 three times, most recently: (12/7/2006 at Pittsburgh Steelers)

Most First Downs Rushing by Opponents – Season
161 (1999)

Most First Downs Rushing by Opponents – Game
20 (10/10/1964 vs. Pittsburgh Steelers)

Fewest First Downs Rushing by Opponents – Season
56 (1954)

Fewest First Downs Rushing by Opponents – Game
0 two times, most recently: (9/22/1974 vs. Houston Oilers)

Most First Downs Passing – Season
207 (1980)

Most First Downs Passing – Game
22 (9/7/1981 vs. San Diego Chargers)

Fewest First Downs Passing – Season
63 (1956)

Fewest First Downs Passing – Game
0 two times, most recently: (12/3/2000 at Jacksonville Jaguars)

Most First Downs Passing by Opponents – Season
220 (2016)

Most First Downs Passing by Opponents – Game
29 (10/4/2020 at Dallas Cowboys)

Fewest First Downs Passing by Opponents – Season
62 (1956)

Fewest First Downs Passing by Opponents – Game
0 (11/24/1974 vs. Buffalo Bills)

Most First Downs by Penalty – Season
37 (1981)

Most First Downs by Penalty – Game
7 4 times; most recently: (11/5/2006 at San Diego Chargers)

Fewest First Downs by Penalty – Season
4 (1952)

Most First Downs by Penalty by Opponents – Season
38 (1978, 1980, 2012, 2014)

Most First Downs by Penalty by Opponents – Game
10 (11/18/2012 at Dallas Cowboys)

Fewest First Downs by Penalty by Opponents – Season
10 (1961)

NET YARDS

Most Net Yards Gained – Season
5,915 (1981)
5,913 (2020)
5,900 (2018)
5,791 (2021)
5,772 (1979)

Most Net Yards Gained – Game
562 (10/25/1981 vs. Baltimore Colts)
558 (11/10/1986 vs. Miami Dolphins)
554 (9/16/2007 vs. Cincinnati Bengals)
543 (9/15/1963 vs. Washington Redskins)
536 (11/23/1986 vs. Pittsburgh Steelers)

Fewest Net Yards Gained – Season
2,708 (1982)
3,310 (1956)
3,341 (1973)

Fewest Net Yards Gained – Game
26 (12/12/2004 at Buffalo Bills)
40 (9/12/1999 vs. Pittsburgh Steelers)
53 (12/3/2000 at Jacksonville Jaguars)
59 (12/3/1950 vs. Philadelphia Eagles)
60 (10/24/1971 vs. Denver Broncos)

Most Net Yards Gained by Opponents – Season
6,288 (2018)
6,279 (2016)
6,229 (2009)
6,067 (2015)
6,046 (1999)

Most Net Yards Gained by Opponents – Game
606 (11/25/1979 at Pittsburgh Steelers)
582 (11/7/1965 vs. Philadelphia Eagles)
566 (10/4/2020 at Dallas Cowboys)
565 (9/30/2018 at Oakland Raiders)
564 (11/6/2008 vs. Denver Broncos)
559 (10/23/2016 at Cincinnati Bengals)

Fewest Net Yards Gained by Opponents – Season
2,658 (1954)
2,802 (1957)
2,841 (1955)

Fewest Net Yards Gained by Opponents – Game
47 (9/26/2021 vs. Chicago Bears)
53 (9/10/1989 at Pittsburgh Steelers)
64 (11/7/1954 vs. Washington Redskins)

PLAYS

Most Offensive Plays – Season
1,138 (1981)
1,092 (1979)
1,078 (2013)

Most Offensive Plays – Game
92 (10/6/1956 at Pittsburgh Steelers)
87 (10/30/1977 vs. Kansas City Chiefs)
87 (10/2/2011 vs. Tennessee Titans)
85 three times, most recently: (9/9/2018 vs. Pittsburgh Steelers)

Fewest Offensive Plays – Season
616 (1982)
647 (1960)
681 (1958)

Fewest Offensive Plays – Game
28 (9/12/1999 vs. Pittsburgh Steelers)
35 (12/14/2014 vs. Cincinnati Bengals)
37 (10/27/1963 vs. New York Giants)
39 (11/11/1962 at Washington Redskins)
39 (11/9/1969 at Minnesota Vikings)

Most Offensive Plays by Opponents – Season
1,158 (1999)
1,122 (2000)
1,122 (2018)
1,107 (2013)

Most Offensive Plays by Opponents – Game
91 (11/14/2010 vs. New York Jets)
90 four times, most recently: (9/30/2018 at Oakland Raiders)

Fewest Offensive Plays by Opponents – Season
594 (1982)
638 (1957)
672 (1954)

Fewest Offensive Plays by Opponents – Game
38 (10/18/1987 at Cincinnati Bengals)
40 (10/25/1953 at New York Giants)
40 (9/20/1981 at Cincinnati Bengals)

RUSHING

Most Yards Gained Rushing – Season
2,639 (1963)
2,546 (1958)
2,488 (1978)

Most Yards Gained Rushing – Game
352 (10/12/1958 vs. Chicago Cardinals)
351 (12/20/2009 at Kansas City Chiefs)
338 (10/29/1950 vs. Pittsburgh Steelers)

Fewest Yards Gained Rushing – Season
883 (1982)
1,085 (2000)
1,150 (1999)
1,220 (1990)

Fewest Yards Gained Rushing – Game
6 (11/6/1960 vs. New York Giants)
9 (9/12/1999 vs. Pittsburgh Steelers)
11 (9/17/1967 vs. Dallas Cowboys)

Most Yards Gained Rushing by Opponents – Season

2,736 (1999)
 2,604 (1979)
 2,505 (2000)
 2,431 (2008)
 2,415 (1974)

Most Yards Gained Rushing by Opponents – Game

361 (10/7/1979 vs. Pittsburgh Steelers)
 354 (10/10/1964 vs. Pittsburgh Steelers)
 343 (9/14/2003 at Baltimore Ravens)
 305 (11/11/1956 vs. Baltimore Colts)

Fewest Yards Gained Rushing by Opponents – Season

1,050 (1954)
 1,189 (1955)
 1,292 (1982)

Fewest Yards Gained Rushing by Opponents – Game

4 (11/28/1954 at New York Giants)
 20 (10/22/1967 vs. Chicago Bears)
 20 (9/8/2013 vs. Miami Dolphins)

Most Rushing Attempts – Season

559 (1978)
 536 (1955)
 535 (1985)

Most Rushing Attempts – Game

60 (10/2/1955 at San Francisco 49ers)
 59 (12/4/1955 at Pittsburgh Steelers)
 59 (12/13/1959 at Philadelphia Eagles)

Fewest Rushing Attempts – Season

256 (1982)
 313 (1999)
 336 (2000)
 348 (2013)

Fewest Rushing Attempts – Game

9 (9/12/1999 vs. Pittsburgh Steelers)
 10 (11/9/1969 at Minnesota Vikings)
 11 (10/14/1956 vs. New York Giants)
 11 (11/10/1991 vs. Philadelphia Eagles)
 11 (12/7/2006 at Pittsburgh Steelers)

Most Rushing Attempts by Opponents – Season

610 (1999)
 594 (2000)
 577 (1979)
 563 (1978)

Most Rushing Attempts by Opponents – Game

64 (10/10/1964 vs. Pittsburgh Steelers)
 59 (12/16/1956 vs. Chicago Cardinals)
 57 (11/23/1952 vs. Philadelphia Eagles)
 57 (10/24/1971 vs. Denver Broncos)
 57 (9/12/1999 vs. Pittsburgh Steelers)

Highest Average Gain Rushing – Season

5.74 (1963)
 5.36 (1958)
 5.22 (1966)

Lowest Average Gain Rushing – Season

3.24 (2001)
 3.38 (1971)
 3.42 (1970)
 3.45 (1982)

PASSING**Most Gross Yards Gained Passing – Season**

4,372 (2013)
 4,339 (1981)
 4,261 (2018)

Most Gross Yards Gained Passing – Game

457 (10/11/2015 at Baltimore Ravens)
 444 (10/25/1981 vs. Baltimore Colts)
 414 (11/23/1986 vs. Pittsburgh Steelers)

Highest Gross Average Yards Per Attempt – Season

10.17 (1953)
 9.61 (1957)
 9.51 (1955)

Fewest Gross Yards Gained Passing – Season

1,358 (1956)
 1,741 (1973)
 1,758 (1958)

Fewest Gross Yards Gained Passing – Game

15 (12/19/1954 vs. Detroit Lions)
 23 (10/11/2009 at Buffalo Bills)
 26 (10/25/1953 at New York Giants)
 26 (11/2/1958 vs. New York Giants)
 33 (12/3/2000 at Jacksonville Jaguars)

Most Gross Yards Gained Passing by Opponents – Season

4,370 (2018)
 4,224 (2020)
 4,173 (2016)
 4,169 (2015)
 4,156 (2012)

Most Gross Yards Gained Passing by Opponents – Game

502 (10/4/2020 at Dallas Cowboys)
 456 (12/14/1980 at Minnesota Vikings)
 441 (11/6/2008 vs. Denver Broncos)
 437 (9/30/2018 at Oakland Raiders)
 422 (11/22/2009 at Detroit Lions)

Fewest Gross Yards Gained Passing by Opponents – Season

1,215 (1956)
 1,511 (1957)
 1,581 (1950)

Fewest Gross Yards Gained Passing by Opponents – Game

9 (11/24/1974 vs. Buffalo Bills)
 17 (10/22/1950 at New York Giants)
 21 (11/11/1956 vs. Baltimore Colts)

Most Passes Attempted – Season

681 (2013)
 624 (1981)
 609 (2015)
 574 (2017)
 574 (2018)

Most Passes Attempted – Game

61 (10/2/2011 vs. Tennessee Titans)
 57 (9/7/1981 vs. San Diego Chargers)
 56 (11/17/2013 at Cincinnati Bengals)
 55 (9/22/2013 at Minnesota Vikings)
 54 (11/5/1995 vs. Houston Oilers)

Fewest Passes Attempted – Season

195 (1957)
 202 (1956)
 206 (1958)

Fewest Passes Attempted – Game

0 (12/3/1950 vs. Philadelphia Eagles)
 4 (11/4/1956 at Green Bay Packers)
 5 (10/25/1953 at New York Giants)
 6 (12/19/1954 vs. Detroit Lions)

Most Passes Attempted by Opponents – Season

626 (2018)
 605 (2013)
 600 (2012)
 587 (1994)
 587 (2014)

Most Passes Attempted by Opponents – Game

61 (10/4/2020 at Dallas Cowboys)
 59 (9/20/1992 at Los Angeles Raiders)
 58 (9/18/1994 vs. Arizona Cardinals)
 58 (9/30/2018 at Oakland Raiders)
 56 three times, most recently; (10/26/2014 vs. Oakland Raiders)

Fewest Passes Attempted by Opponents – Season

226 (1956)
 242 (1957)
 266 (1982)

Fewest Passes Attempted by Opponents – Game

6 (12/19/2004 vs. San Diego Chargers)
 7 (11/24/1974 vs. Buffalo Bills)
 8 (12/16/1956 vs. Chicago Cardinals)

Most Passes Completed – Season

379 (2013)
 371 (2015)
 360 (2017)
 353 (2018)
 348 (1981)

Most Passes Completed – Game

40	(10/2/2011 vs. Tennessee Titans)
36	(10/11/2015 at Baltimore Ravens)
36	(9/22/2002 at Tennessee Titans)
33	(11/15/2015 at Pittsburgh Steelers)
33	(12/5/1982 vs. San Diego Chargers)

Fewest Passes Completed – Season

105	(1956)
108	(1957)
110	(1958)

Fewest Passes Completed – Game

1	(12/19/1954 vs. Detroit Lions)
2	(10/25/1953 at New York Giants)
2	(11/4/1956 at Green Bay Packers)
2	(10/11/2009 at Buffalo Bills)

Most Passes Completed by Opponents – Season

393	(2018)
378	(2012)
371	(2020)
367	(2021)
363	(2013)

Most Passes Completed by Opponents – Game

41	(10/4/2020 at Dallas Cowboys)
38	(12/14/1980 at Minnesota Vikings)
38	(11/11/2018 vs. Atlanta Falcons)
37	(9/17/2020 vs. Cincinnati Bengals)
36	(10/25/2020 at Cincinnati Bengals)

Fewest Passes Completed by Opponents – Season

105	(1957)
107	(1956)
121	(1950)

Fewest Passes Completed by Opponents – Game

1	(11/24/1974 vs. Buffalo Bills)
2	(10/22/1950 at New York Giants)
2	(12/16/1956 vs. Chicago Cardinals)
2	(10/15/1972 vs. Chicago Bears)

Highest Completion Percentage – Season

63.04	(1953)
63.01	(2015)
62.87	(2020)
62.23	(2006)
62.03	(1991)

Highest Completion Percentage – Game

91.30	(12/26/1993 at Los Angeles Rams)
85.71	(12/13/1959 at Philadelphia Eagles)
84.38	(12/20/2020 at New York Giants)

Lowest Completion Percentage – Season

46.88	(1972)
48.05	(1967)
48.47	(1970)

Lowest Completion Percentage – Game

11.76	(10/11/2009 at Buffalo Bills)
16.67	(12/19/1954 vs. Detroit Lions)
19.05	(10/3/1970 vs. Pittsburgh Steelers)
25.00	(10/27/1963 vs. New York Giants)
25.00	(9/29/1968 vs. Los Angeles Rams)

TIME OF POSSESSION

Highest Time of Possession – Game

42:56	(10/23/2011 vs. Seattle Seahawks)
42:50	(11/22/1987 at Houston Oilers)
42:12	(10/18/1987 at Cincinnati Bengals)
41:59	(9/20/1981 at Cincinnati Bengals)
40:50	(9/10/1989 at Pittsburgh Steelers)

Highest Time of Possession by Opponents – Game

47:49	(9/12/1999 vs. Pittsburgh Steelers)
47:08	(11/14/2010 vs. New York Jets) (OT)
44:35	(12/14/2003 at Denver Broncos) (OT)
42:20	(9/15/1980 vs. Houston Oilers)
42:10	(11/3/2002 vs. Pittsburgh Steelers)

Highest Average Time of Possession – Season

31:44	(1987)
30:59	(1981)
30:53	(1984)
30:51	(1983)
30:54	(2020)

INTERCEPTIONS

Most Interceptions – Season

33	(2001)
32	(1968)
31	(1950, 1960)

Most Interceptions – Game

7	(12/11/1960 vs. Chicago Bears)
7	(9/23/2001 vs. Detroit Lions)
6	four times, most recently: (9/20/1987 vs. Pittsburgh Steelers)

Fewest Interceptions – Season

7	(2017)
8	(1999, 2020)
9	(2011)
10	(1975, 2009, 2016)

Most Interceptions by Opponents – Season

31	(1977)
28	(1983, 2017)
27	(1971, 1979, 1981)

Most Interceptions by Opponents – Game

6	four times; most recently: (10/16/1983 at Pittsburgh Steelers)
---	--

Fewest Interceptions by Opponents – Season

5	(1960)
9	(1953, 1959)

Most Interception Return Yards – Season

624	(1960)
444	(1964)
430	(1977)

Most Interception Return Yards – Game

213	(12/11/1960 vs. Chicago Bears)
132	(11/20/1983 at New England Patriots)
130	(11/7/2021 at Cincinnati Bengals)

Fewest Interception Return Yards – Season

52	(1999)
68	(2000)
93	(2011)
100	(2018)
102	(1982)

Most Interception Return Yards by Opponents – Season

518	(1984)
508	(1983)
453	(1971)

Most Interception Return Yards by Opponents – Game

147	(10/17/1954 at Pittsburgh Steelers)
142	(10/16/1983 at Pittsburgh Steelers)
140	(10/18/1970 vs. Detroit Lions)

Fewest Interception Return Yards by Opponents – Season

58	(1960)
68	(1966)
76	(2016)

Fewest Interceptions by Opponents – Season

5	(1960)
9	(1953, 1959)

Most Touchdowns by Interceptions – Season

6	(1960)
4	(1954, 1989, 2001)

Most Touchdowns by Interceptions – Game

3	(12/11/1960 vs. Chicago Bears)
---	--------------------------------

Most Touchdowns by Interceptions by Opponents – Season

4	(1970, 2003)
3	(1990, 2010)

Most Touchdowns by Interceptions by Opponents – Game

2	(10/17/1954 at Pittsburgh Steelers)
2	(10/18/1970 vs. Detroit Lions)

PUNTING

Most Punts – Season

108	(2000)
106	(1999)
99	(2001)
97	(1989)
94	(2009)

Most Punts – Game

12	four times; most recently: (9/9/2018 vs. Pittsburgh Steelers)
----	---

Fewest Punts – Season
 45 (1962)
 48 (1982)
 49 (1964)

Fewest Punts – Game
 0 three times; most recently: (10/13/2008 vs. New York Giants)

Most Punts by Opponents – Season
 97 (1994)
 94 (1989)
 91 (1985)

Most Punts by Opponents – Game
 11 five times; most recently: (12/17/1989 vs. Minnesota Vikings)

Fewest Punts by Opponents – Season
 40 (1982)
 46 (1960)
 50 (1959, 2020)

Fewest Punts by Opponents – Game
 0 five times; most recently: (10/25/2020 at Cincinnati Bengals)

Most Punts, Both Teams – Season
 191 (1989)
 179 (2014)
 178 (2012)
 177 (1994)
 176 (2000)

Most Punts, Both Teams – Game
 23 (11/19/1989 vs. Kansas City Chiefs)
 21 (11/18/1973 at Oakland Raiders)
 21 (12/17/1989 vs. Minnesota Vikings)

Fewest Punts, Both Teams – Season
 88 (1982)
 100 (1959)
 101 (1960, 1962, 2020)

Fewest Punts, Both Teams – Game
 1 three times; most recently: (10/25/2020 at Cincinnati Bengals)

Highest Gross Punting Average – Season
 47.63 (2017)
 46.71 (2015)
 45.70 (1965)

Highest Gross Punting Average – Game
 60.50 (9/13/2015 at New York Jets)
 58.00 (12/3/1978 at Seattle Seahawks)
 56.50 (11/13/1960 vs. St. Louis Cardinals, 10/8/2017 vs. N.Y. Jets)

Highest Gross Punting Average by Opponents – Season
 46.93 (2016)
 46.00 (2012)
 45.04 (1960)

Highest Gross Punting Average by Opponents – Game
 61.00 (9/13/1993 vs. San Francisco 49ers)
 59.00 (11/27/1960 at St. Louis Cardinals)
 57.50 (11/20/1960 at Pittsburgh Steelers)

PUNT RETURNS

Most Punt Returns – Season
 61 (1954)
 55 (1952)
 52 (1974)

Most Punt Returns – Game
 8 three times; most recently: (11/18/1956 at Philadelphia Eagles)

Fewest Punt Returns – Season
 20 (1962, 1964)
 21 (1960)
 22 (2010)

Most Punt Returns by Opponents – Season
 69 (2000)
 68 (1974, 1999)
 52 (2001)

Most Punt Returns by Opponents – Game
 12 (12/3/1950 vs. Philadelphia Eagles)
 9 (11/13/1995 at Pittsburgh Steelers)

Fewest Punt Returns by Opponents – Season
 15 (1962)
 16 (1987)

Most Punt Return Yardage – Season
 606 (2012)
 563 (1993)
 523 (1974)
 496 (1989)

Most Punt Return Yardage – Game
 179 (10/3/2013 vs. Buffalo Bills)
 166 (10/24/1993 vs. Pittsburgh Steelers)
 154 (9/20/2015 vs. Tennessee Titans)
 144 (12/9/2012 vs. Kansas City Chiefs)
 135 (12/30/2007 vs. San Francisco 49ers)

Fewest Punt Return Yardage – Season
 96 (1968)
 111 (1962)
 115 (2020)

Most Punt Return Yardage by Opponents – Season
 793 (2000)
 762 (1999)
 705 (1974)
 647 (2001)

Most Punt Return Yardage by Opponents – Game
 149 (9/22/1974 vs. Houston Oilers)
 133 (12/9/2001 at New England Patriots)
 131 (11/13/1995 at Pittsburgh Steelers)
 126 (11/26/2000 at Baltimore Ravens)
 126 (11/25/2001 vs. Cincinnati Bengals)

Fewest Punt Return Yardage by Opponents – Season
 39 (1959)
 70 (1967)
 72 (1969)

Highest Punt Return Average – Season
 15.15 (1964)
 15.13 (1950)
 14.80 (2012)
 13.50 (2007)
 13.24 (1993)

Lowest Punt Return Average – Season
 4.00 (1968)
 4.07 (1953)
 4.79 (2020)

Highest Punt Return Average Allowed – Season
 18.00 (1977)
 12.44 (2001)
 11.70 (2011)
 11.49 (1976, 2000)

Lowest Punt Return Average Allowed – Season
 1.22 (1959)
 2.41 (1967)
 2.50 (1958)

Most Punt Return Touchdowns – Season
 3 (1993)
 2 (1965, 1994, 2002)

Most Punt Return Touchdowns – Game
 2 (10/24/1993 vs. Pittsburgh Steelers)

Most Punt Return Touchdowns by Opponents – Season
 3 (1977)
 2 (1976)

Most Punt Return Touchdowns by Opponents – Game
 2 (9/26/1976 at Denver Broncos)

KICKOFF RETURNS

Most Kickoff Returns – Season
 89 (1999)
 85 (2000)
 75 (1979, 2004)

Most Kickoff Returns – Game
 10 (11/28/2004 at Cincinnati Bengals)
 9 four times; most recently: (12/3/2000 at Jacksonville Jaguars)

Fewest Kickoff Returns – Season
 27 (1951)
 29 (1959)
 30 (1953)

Most Kickoff Returns by Opponents – Season
 78 (1986)
 76 (2007)
 75 (1964)
 72 (1978, 1987)

Most Kickoff Returns by Opponents – Game
 10 (9/16/2007 vs. Cincinnati Bengals)
 9 (11/16/2003 vs. Arizona Cardinals)
 9 (11/28/2004 at Cincinnati Bengals)

Fewest Kickoff Returns by Opponents – Season

20 (2017)
23 (1982)
24 (2016), (2018)

Most Kickoff Return Yardage – Season

1,943 (2007)
1,725 (1999)
1,710 (2000)
1,697 (1978)
1,670 (2009)

Most Kickoff Return Yardage – Game

278 (12/20/2009 at Kansas City Chiefs)
256 (11/7/1965 vs. Philadelphia Eagles)
245 (11/18/2007 at Baltimore Ravens)
237 (11/2/2008 vs. Baltimore Ravens)
225 (9/20/1964 vs. St. Louis Cardinals)

Fewest Kickoff Return Yardage – Season

496 (1951)
551 (1959)
579 (1953)

Most Kickoff Return Yardage by Opponents – Season

1,590 (2007)
1,517 (1964)
1,501 (1966)
1,476 (1986)

Most Kickoff Return Yardage by Opponents – Game

243 (9/16/2007 vs. Cincinnati Bengals)
236 (12/15/1963 at Washington Redskins)
236 (12/4/1966 vs. New York Giants)
229 (11/16/2003 vs. Arizona Cardinals)
226 (11/17/1968 at Pittsburgh Steelers)

Fewest Kickoff Return Yardage by Opponents – Season

424 (1982)
471 (2017)
510 (2016)

Highest Kickoff Return Average – Season

27.00 (2007)
26.26 (2020)
25.39 (2015)

Lowest Kickoff Return Average – Season

16.15 (1991)
17.00 (2010)
17.51 (1952)

Highest Kickoff Return Average Allowed – Season

26.63 (1975)
26.16 (1961)
25.69 (1981)

Lowest Kickoff Return Average Allowed – Season

14.34 (1980)
16.78 (1988)
17.33 (1985)

Most Kickoff Return Touchdowns – Season

3 (2009)

Most Kickoff Return Touchdowns – Game

2 (12/20/2009 at Kansas City Chiefs)

Most Kickoff Return Touchdowns by Opponents – Season

2 (1966, 1967)

Most Kickoff Return TDs by Opponents – Game

2 (11/12/1967 at Green Bay Packers)

PENALTIES

Most Penalties – Season

128 (1989)
127 (1978)

Most Penalties – Game

21 (11/25/1951 vs. Chicago Bears)
18 (10/7/1951 at Los Angeles Rams, 9/18/2019 vs. Tennessee Titans)

Most Penalty Yards – Season

1,165 (1978)
1,106 (2019)

Most Penalty Yards – Game

209 (11/25/1951 vs. Chicago Bears)
188 (11/15/2015 at Pittsburgh Steelers)
188 (10/29/1995 at Cincinnati Bengals)

Fewest Penalties – Season

36 (1959)
47 (1961)

Fewest Penalties – Game

0 three times, most recently: (11/19/2017 vs. Jacksonville Jaguars)

Fewest Penalty Yards – Season

329 (1959)
455 (1961)

Most Penalties by Opponents – Season

141 (2003)
131 (1978)
129 (1994)

Most Penalties by Opponents – Game

19 (10/12/2003 vs. Oakland Raiders)
17 (12/4/1988 vs. Dallas Cowboys)
16 (11/25/1951 vs. Chicago Bears)
16 (11/8/1987 vs. Atlanta Falcons)

Most Penalty Yards by Opponents – Season

1,139 (1994)
1,110 (1978)

Most Penalty Yards by Opponents – Game

165 (11/25/1951 vs. Chicago Bears)
161 (9/21/1970 vs. New York Jets)

Fewest Penalties by Opponents – Season

32 (1959)
37 (1958)

Fewest Penalties by Opponents – Game

0 three times; most recently: (12/26/1999 vs. Indianapolis Colts)

Fewest Penalty Yards by Opponents – Season

285 (1959)
335 (1953)

Most Penalties, Both Teams – Game

37 (11/25/1951 vs. Chicago Bears)
27 (9/11/1983 at Detroit Lions)
27 (9/17/1978 at Atlanta Falcons)

Most Penalty Yards, Both Teams – Game

374 (11/25/1951 vs. Chicago Bears)
270 (10/29/1995 at Cincinnati Bengals)

FUMBLES

Most Fumbles – Season

50 (1978)
46 (1976)

Most Fumbles – Game

9 two times; most recently: (12/23/1990 at Pittsburgh Steelers)

Fewest Fumbles – Season

8 (1959)
14 (1958, 2019)

Most Fumbles by Opponents – Season

39 (1972, 1979)

Most Fumbles by Opponents – Game

8 four times; most recently: (11/25/2012 vs. Pittsburgh Steelers)

Fewest Fumbles by Opponents – Season

11 (1956)
12 (2016)

Most Fumbles, Both Teams – Game

13 two times; most recently: (12/20/1981 at Seattle Seahawks)

Most Fumbles Lost – Season

29 (1951, 1978)
26 (1981)
24 (1950)
23 (1985, 1990)

Most Fumbles Lost – Game

8 (12/23/1990 at Pittsburgh Steelers)
7 (12/20/1981 at Seattle Seahawks)

Fewest Fumbles Lost – Season

5 (1959)
6 (2008, 2011)
7 (1964, 2014, 2018, 2019)

Most Opponents Fumbles Recovered – Season

29 (1951)
24 (1950)

Most Opponents Fumbles Recovered – Game

8 (12/23/1990 at Pittsburgh Steelers)
7 (12/20/1981 at Seattle Seahawks)
6 (11/12/1950 vs. San Francisco 49ers)

Fewest Opponents Fumbles Recovered – Season
3 (2016)
6 (2019)
7 (2003, 2013)

SACKS

Most Times Browns Sacked Opponent Quarterback – Season
48 (1992, 1993)
45 (1989)
44 (1967, 1985)

Most Times Browns Sacked Opponent Quarterback – Game
11 (11/18/1984 at Atlanta Falcons)
9 (10/16/1988 vs. Philadelphia Eagles)
9 (12/5/1993 vs. New Orleans Saints)
9 (12/13/2015 vs. San Francisco 49ers)
9 (9/26/2021 vs. Chicago Bears)

Fewest Times Browns Sacked Opponent Quarterback – Season
17 (2008)
22 (1982)
23 (2005)
25 (1971, 1999)

Most Times Browns Quarterbacks Sacked – Season
66 (2016)
60 (1999)
55 (1984)
54 (2006)
53 (2015)

Most Times Browns Quarterbacks Sacked – Game
11 (9/30/1984 at Kansas City Chiefs)
11 (9/6/1992 at Indianapolis Colts)
9 (12/24/2016 vs. San Diego Chargers)

Fewest Times Browns Quarterbacks Sacked – Season
14 (1994)
16 (1970)
19 (1976, 2007)

Most Yards Opponents Lost Attempting to Pass – Season
430 (1951)
359 (1989)
354 (1967)

Most Yards Opponents Lost Attempting to Pass – Game
95 (11/18/1984 at Atlanta Falcons)
91 (10/28/1962 at Pittsburgh Steelers)
88 (12/16/1951 at Philadelphia Eagles)

Most Yards Browns Lost Attempting to Pass – Season
429 (2016)
402 (1974)
385 (1999)

Most Yards Browns Lost Attempting to Pass – Game
81 (10/30/1960 at Washington Redskins)
78 (9/30/1984 at Kansas City Chiefs)

Most Times Sacked, Both Teams – Game
14 (9/26/2021 vs. Chicago Bears)
13 (9/30/1984 at Kansas City Chiefs)
12 (10/22/1967 vs. Chicago Bears)
12 (11/18/1984 at Atlanta Falcons)
12 (9/6/1992 at Indianapolis Colts)

SHUTOUTS

Most Shutouts – Season
3 (1951)

Most Shutouts Against – Season
4 (2000)

Most Consecutive Shutout Quarters
8 (1951, 1983)

TURNOVERS

Most Turnovers Committed (Giveaways) – Season
53 (1977, 1981)

Most Turnovers Committed (Giveaways) – Game
10 (12/20/1981 at Seattle Seahawks)
9 (12/23/1990 at Pittsburgh Steelers)

Most Turnovers, Opponents (Takeaways) – Season
55 (1950)
51 (1951)
49 (1966)
46 (1968)
45 (1960, 1978)

Most Turnovers, Opponents (Takeaways) – Game
9 two times; most recently: (10/5/1958 at Pittsburgh Steelers)

Fewest Turnovers Committed (Giveaways) – Season
14 (1959)
16 (2020)
17 (1960)

Fewest Turnovers, Opponents (Takeaways) – Season
13 (2016, 2017)
18 (2011)
19 (2009)
21 (1973, 2013, 2020)

Most Turnovers, Both Teams – Game
14 two times; most recently: (12/20/1981 at Seattle Seahawks)

ROOKIE RECORDS

SCORING

Most Points – Season
105 Austin Seibert (2019); 25 FG, 30 PAT
76 Greg Joseph (2018); 17 FG, 25 PAT
72 Trent Richardson (2012); 12 TD

Most Points – Game
24 Jim Brown (11/24/1957 vs. Los Angeles Rams); 4 TD
18 Travis Prentice (10/18/2000 at Arizona Cardinals); 3 TD

Most Total Touchdowns – Season
12 Trent Richardson (2012); 11 Rush, 1 Rec
10 **Nick Chubb (2018); 8 Rush, 2 Rec**
10 Eric Metcalfe (1989); 6 Rush, 4 Rec
10 Jim Brown (1957); 9 Rush, 1 Rec
(Kevin Mack scored 10 TDs as a first-year player in 1985)

Most Total Touchdowns – Game
4 Jim Brown (11/24/1957 vs. Los Angeles Rams); 4 Rush

Most Return Touchdowns – Season
2 Bobby Franklin (1960)
2 Bobby Mitchell (1958)

Most Return Touchdowns – Game
2 Bobby Franklin (12/11/1960 vs. Chicago Bears)
2 Bobby Mitchell (11/23/1958 vs. Philadelphia Eagles)

Most Points After Touchdowns – Season
29 Jeff Jaeger (1987)

Most Points After Touchdowns – Game
5 Jeff Jaeger (11/8/1987 vs. Atlanta Falcons)

Most Field Goals – Season
25 Austin Seibert (2019)
17 Greg Joseph (2018)
15 Zane Gonzalez (2017)

Most Field Goals – Game
4 Austin Seibert (11/3/2019 at Denver Broncos)
3 four times; most recent; Austin Seibert (9/16/2019 at New York Jets)

Highest Field Goal Pct (minimum 14 attempts)
86.21 Austin Seibert (2019); 25-29
85.00 Greg Joseph (2018); 17-20
75.00 Zane Gonzalez (2017); 15-20

Most Safeties – Season
1 four times; most recently: James Jones (1991)

RUSHING

Most Rushing Attempts – Season
267 Trent Richardson (2012)
243 William Green (2002)
202 Jim Brown (1957)
(Kevin Mack had 222 rushing attempts as a first-year player in 1985)

Most Rushing Attempts – Game
 33 Montario Hardesty (10/23/2011 vs. Seattle Seahawks)
 31 Jim Brown (11/24/1957 vs. Los Angeles Rams)

Most Rushing Yards – Season
996 Nick Chubb (2018)
 950 Trent Richardson (2012)
 942 Jim Brown (1957)
 (Kevin Mack rushed for 1,104 yards as a first-year player in 1985)

Most Rushing Yards – Game
 237 Jim Brown (11/24/1957 vs. Los Angeles Rams)
 188 Earnest Byner (12/16/1984 at Houston Oilers)
 186 Lee Suggs (12/28/2003 at Cincinnati Bengals)

Most Rushing Touchdowns – Season
 11 Trent Richardson (2012)
 9 Jim Brown (1957)
8 Nick Chubb (2018)
 8 Isaiah Crowell (2014)

Most Rushing Touchdowns – Game
 4 Jim Brown (11/24/1957 vs. Los Angeles Rams)
 3 Travis Prentice (10/8/2000 at Arizona Cardinals)

Highest Rushing Average (minimum 150 attempts) – Season
 5.19 Nick Chubb (2018); 192-996
 4.66 Jim Brown (1957); 202-942
 (Kevin Mack averaged 4.97 yards per rush attempt as a first-year player in 1985)

Highest Rushing Average (minimum 11 attempts) – Game
 13.36 Bobby Mitchell (10/12/1958 vs. Chicago Cardinals); 11-147

PASSING

Most Pass Attempts – Season
 517 Brandon Weeden (2012)
 486 Baker Mayfield (2018)
 476 DeShone Kizer (2017)

Most Pass Attempts – Game
 54 Eric Zeier (11/5/1995 vs. Houston Oilers)
 52 Brandon Weeden (9/27/2012 at Baltimore Ravens)
 47 DeShone Kizer (9/24/2017 at Indianapolis Colts)

Most Pass Completions – Season
 310 Baker Mayfield (2018)
 297 Brandon Weeden (2012)
 255 DeShone Kizer (2017)

Most Pass Completions – Game
 29 Baker Mayfield (11/4/2018 vs. Kansas City Chiefs)
 29 Baker Mayfield (12/2/2018 at Houston Texans)
 29 Tim Couch (11/21/1999 vs. Carolina Panthers)

Highest Completion Pct – Season (minimum 150 attempts)
 65.64 Cody Kessler (2016); 128-295
 63.79 Baker Mayfield (2018); 310-486
 60.81 Colt McCoy (2010); 135-222

Highest Completion Pct – Game (minimum 15 attempts)
 85.00 Baker Mayfield (11/11/2018 vs. Atlanta Falcons); 17-20
 81.82 Baker Mayfield (12/9/2018 vs. Carolina Panthers); 18-22
 78.26 Tim Couch (10/17/1999 vs. Jacksonville Jaguars); 18-23

Most Passing Yards – Season
 3,725 Baker Mayfield (2018)
 3,385 Brandon Weeden (2012)
 2,894 DeShone Kizer (2017)

Most Passing Yards – Game
 397 Baker Mayfield (12/2/2018 at Houston Texans)
 376 Baker Mayfield (12/30/2018 at Baltimore Ravens)
 364 Brandon Weeden (12/2/2012 at Oakland Raiders)

Most Passing Touchdowns – Season
 27 Baker Mayfield (2018)
 15 Tim Couch (1999)
 14 Brandon Weeden (2012)

Most Passing Touchdowns – Game
 4 Baker Mayfield (11/25/2018 at Cincinnati Bengals)
 3 six times, most recent; Baker Mayfield 12/30/2018 at Baltimore Ravens)

Highest Quarterback Rating – Season (minimum 150 attempts)
 93.7 Baker Mayfield (2018)
 92.3 Cody Kessler (2016)
 74.5 Colt McCoy (2010)

Highest Quarterback Rating – Game (minimum 15 attempts)
 151.3 Baker Mayfield (11/11/2018 vs. Atlanta Falcons)
 143.9 Baker Mayfield (11/25/2018 at Cincinnati Bengals)
 136.7 Charlie Frye (12/4/2005 vs. Jacksonville Jaguars)

Most Passes Intercepted – Season
 22 DeShone Kizer (2017)
 17 Brandon Weeden (2012)
 14 Baker Mayfield (2018)

Most Passes Intercepted – Game
 4 Terry Luck (12/18/1977 at Seattle Seahawks)
 4 Eric Zeier (12/9/1995 at Minnesota Vikings)
 4 Brandon Weeden (9/9/12 vs. Philadelphia Eagles)

Fewest Passes Intercepted – Season (minimum 150 attempts)
 2 Cody Kessler (2016)
 5 Charlie Frye (2005)

Lowest Interception Percentage – Season (minimum 150 attempts)
 1.0 Bernie Kosar (2016); 2-195

RECEIVING

Most Receptions – Season
 66 Kevin Johnson (1999)
 61 Greg Little (2011)
 61 Duke Johnson Jr. (2015)

Most Receptions – Game
 10 Darrin Chiaverini (12/19/1999 vs. Jacksonville Jaguars)
 9 Ernie Green (12/9/1962 at New York Giants)
 9 Duke Johnson Jr. (10/4/2015 at San Diego Chargers)

Most Receiving Yards – Season
 986 Kevin Johnson (1999)
 920 Paul Warfield (1964)
 828 Derrick Alexander (1994)

Most Receiving Yards – Game
 171 Derrick Alexander (12/4/1994 vs. New York Giants)
 148 Mohamed Massaquoi (10/4/2009 vs. Cincinnati Bengals)
 136 Derrick Alexander (9/18/1994 vs. Arizona Cardinals)

Highest Receiving Average – Season (minimum 20 receptions)
 18.35 Mohamed Massaquoi (2009); 34-624
 17.69 Paul Warfield (1964); 52-920
 17.25 Derrick Alexander (1994); 48-828

Highest Receiving Average – Game (minimum 3 receptions)
 35.67 Braylon Edwards (9/18/2005 at Green Bay); 3-107
 33.00 Josh Gordon (10/14/2012 at New York Giants); 3-99
 31.00 Ozzie Newsome (11/5/1978 at Houston Oilers); 4-124

Most Receiving Touchdowns – Season
 9 Paul Warfield (1964)
 8 Kevin Johnson (1999)
 6 Andre' Davis (2002)

Most Receiving Touchdowns – Game
 2 nine times, most recent Harrison Bryant
 (10/25/2020 at Cincinnati Bengals)

INTERCEPTIONS

Most Passes Intercepted – Season
 10 Anthony Henry (2001)
 8 Bobby Franklin (1960)
 7 Larry Benz (1963)
 6 Ken Gorgal (1950)
 6 Bert Rechichar (1952)
 6 Joe Haden (2010)

Most Passes Intercepted – Game
 3 Bobby Franklin (12/11/1960 vs. Chicago Bears)
 3 Anthony Henry (9/23/2001 vs. Detroit Lions)
 3 Anthony Henry (11/18/2001 at Baltimore Ravens)

Most Interception Return Yards – Season
 177 Anthony Henry (2001)
 131 Bobby Franklin (1960)
 114 Larry Benz (1963)

Most Interception Return Yards – Game
 971 Anthony Henry (12/16/2001 vs. Jacksonville Jaguars)
 95 Bobby Franklin (12/11/1960 vs. Chicago Bears)
 751 Brian Washington (10/2/1988 at Pittsburgh Steelers)

Highest Average Gain on Interceptions – Season (minimum 3 interceptions)
 34.67 Brian Washington (1988); 3-104
 31.33 Brian Boddy-Calhoun (2016); 3-94
 23.67 Oliver Davis (1977); 3-71

Highest Average Gain on Interceptions – Game (minimum 2 interceptions)
 48.50 Anthony Henry (12/16/2001 vs. Jacksonville Jaguars); 2-97
 31.67 Bobby Franklin (12/11/1960 vs. Chicago Bears); 3-95
 25.5 Oliver Davis (11/20/1977 at New York Giants); 2-51

Most Touchdowns on Interceptions – Season
 2 Bobby Franklin (1960)

Most Touchdowns on Interceptions – Game
2 Bobby Franklin (12/11/1960 vs. Chicago Bears)

PUNTING

Most Punts – Season
79 Johnny Evans (1978)
68 Steve Cox (1981)

Most Punts – Game
10 Johnny Evans (11/5/1978 at Houston Oilers)
8 Seven times

Most Punt Yards – Season
3,089 Johnny Evans (1978)
2,913 Jamie Gillan (2019)

Most Punt Yards – Game
407 Johnny Evans (11/5/1978 at Houston Oilers)
397 Jamie Gillan (10/7/2019 at San Francisco 49ers)

Best Gross Punting Average – Season (minimum 35 attempts)
48.0 Gary Collins (1962); 45-1,926
46.2 Jamie Gillan (2019); 63-2,913

Best Gross Punting Average – Game
61.00 Jamie Gillan (10/13/2019 vs. Seattle Seahawks); 1-61
58.00 Johnny Evans (12/3/1978 at Seattle Seahawks); 1-58

Most Punts Inside 20 Yard Line – Season
28 Jamie Gillan (2019)

PUNT RETURNS

Most Punt Returns – Season
37 Keith Wright (1978)
32 Demetric Felton (2021)

Most Punt Returns – Game
7 Chet Hanulak (11/7/1954 vs. Washington Redskins)
7 Demetric Felton (9/26/2021 vs. Chicago Bears)

Most Punt Return Yards – Season
289 Dennis Northcutt (2000)
288 Keith Wright (1978)

Most Punt Return Yards – Game
103 Demetric Felton (9/26/2021 vs. Chicago Bears)
93 Travis Benjamin (12/9/2012 vs. Kansas City Chiefs)

Most Punt Return Touchdowns – Season
1 five times, most recently: Travis Benjamin (2012)

Most Punt Return Touchdowns – Game
1 Don Phelps (12/10/1950 at Washington Redskins)
1 Bobby Mitchell (11/23/1958 vs. Philadelphia Eagles)
1 Leroy Kelly (10/25/1964 vs. New York Giants)
1 Ben Davis (11/5/1967 at Pittsburgh Steelers)
1 Travis Benjamin (12/9/2012 vs. Kansas City Chiefs)

Highest Punt Return Average – Season (minimum 15 returns)
12.72 Ben Davis (1967); 18-229
11.25 Greg Pruitt (1973); 16-180

Highest Punt Return Average – Game (minimum 3 returns)
18.33 Ray Renfro (12/7/1952 at Chicago Cardinals); 3-55

KICKOFF RETURNS

Most Kickoff Returns – Season
50 Andre' Davis (2002)
45 Joshua Cribbs (2005)
44 Ronnie Powell (1999)

Most Kickoff Returns – Game
6 five times, most recently: Joshua Cribbs
(12/24/2005 vs. Pittsburgh Steelers)

Most Kickoff Return Yards – Season
1,094 Joshua Cribbs (2005)
1,068 Andre' Davis (2002)
986 Ronnie Powell (1999)

Most Kickoff Return Yards – Game
168 Andre' Davis (10/20/2002 vs. Houston Texans)
155 Joshua Cribbs (11/27/2005 at Minnesota Vikings)
152 Joshua Cribbs (10/23/2005 vs. Detroit Lions)
140 Jamel White (12/10/2000 vs. Philadelphia Eagles)
138 Lee Suggs (12/8/2003 vs. St. Louis Rams)

Most Kickoff Return Touchdowns – Season
1 five times, most recently: Joshua Cribbs (2005)

Most Kickoff Return Touchdowns – Game
1 Leroy Bolden (10/26/1958 at Chicago Cardinals)
1 Bobby Mitchell (11/23/1958 vs. Philadelphia Eagles)
1 Carl Ward (11/26/1967 vs. Washington Redskins)
1 Andre' Davis (10/20/2002 vs. Houston Texans)
1 Joshua Cribbs (10/23/2005 vs. Detroit Lions)

Highest Kickoff Return Average – Season (minimum 12 returns)
28.88 Bo Scott (1969); 25-722
28.31 Greg Pruitt (1973); 16-453

Highest Kickoff Return Average – Game (minimum 3 returns)
42.0 Ben Davis (12/10/1967 at St. Louis Cardinals); 3-126
42.0 Andre' Davis (10/20/2002 vs. Houston Texans); 4-168

COMBINED NET YARDS

Combined Net Yards, Most Attempts – Season
318 Trent Richardson (2012); 267 R, 51 P
272 Eric Metcalfe (1989); 187 R, 54 P, 31 PR

Combined Net Yards, Most Attempts – Game
35 Jim Brown (11/24/1957 vs. Los Angeles Rams); 31 R, 3 P, 1 PR
34 Trent Richardson (11/25/2012 vs. Pittsburgh Steelers); 29 R, 5 P

Combined Net Yards, Most Yards – Season
1,748 Eric Metcalfe (1989); 633 R, 397 P, 718 KR

Combined Net Yards, Most Yards – Game
269 Jim Brown (11/24/1957 vs. Los Angeles Rams); 237 R, 21 P, 11 KR

Combined Net Yards, High Average – Season (minimum 100 attempts)
10.90 Greg Pruitt (1973); 102-1,112

Combined Net Yards, High Average – Game (minimum 10 attempts)
15.30 Keith Wright (12/10/1978 vs. New York Jets); 10-153

SCRIMMAGE YARDS

Scrimmage Yards, Most Attempts – Season
318 Trent Richardson (2012); 267 R, 51 P
259 William Green (2002); 243 R, 16 P
241 Eric Metcalfe (1989); 187 R, 54 P

Scrimmage Yards, Most Attempts – Game
35 Montario Hardesty (10/23/2011 vs. Seattle Seahawks); 33 R, 2 P
34 Jim Brown (11/24/1957 vs. Los Angeles Rams); 31 R, 3 P
34 Trent Richardson (11/18/2012 at Dallas Cowboys); 28 R, 6 P

Scrimmage Yards, Most Yards – Season
1,317 Trent Richardson (2012); 950 R, 367 P
1,145 Nick Chubb (2018); 996 R, 149 P
1,030 Eric Metcalfe (1989); 633 R, 397 P
1,000 William Green (2002); 887 R, 113 P
(Kevin Mack recorded 1,401 yards from scrimmage as a first-year player in 1985)

Scrimmage Yards, Most Yards – Game
258 Jim Brown (11/24/1957 vs. Los Angeles Rams); 237 R, 21 P
219 Earnest Byrner (12/16/1984 at Houston Oilers); 188 R, 31 P
209 Nick Chubb (11/11/2018 vs. Atlanta Falcons); 176 R, 33 P

Scrimmage Yards, High Average – Season (minimum 100 attempts)
5.40 Nick Chubb (2018); 212-1,145
5.15 Boyce Green (1983); 129-664
(Kevin Mack averaged 5.58 yards from scrimmage per attempt as a first-year player in 1985)

Scrimmage Yards, High Average – Game (minimum 10 attempts)
13.36 Bobby Mitchell (10/12/1958 vs. Chicago Cardinals); 11-147

QUARTERBACK SACKS

Most Sacks – Season
11.0 Kameron Wimbley (2006)
8.5 Jabaal Sheard (2011)
*8.0 Mack Mitchell (1975)
7.0 Myles Garrett (2017)

* Sacks not an official stat until 1982

Most Sacks – Game
3.0 Chip Banks (9/12/1982 vs. Seattle Seahawks)
3.0 Courtney Brown (9/17/2000 vs. Pittsburgh Steelers)
2.0 Nine times, most recent, Myles Garrett (10/8/2017 vs. New York Jets)

OPPONENTS' SINGLE-GAME RECORDS

SCORING

- Most Points**
- 24 Ray Matthews (10/17/1954 at Pittsburgh Steelers)
 - 24 Jim Taylor (10/15/1961 vs. Green Bay Packers)
 - 24 Donny Anderson (11/12/1967 at Green Bay Packers)
 - 24 Lorenzo White (12/9/1990 at Houston Oilers)
 - 24 Priest Holmes (9/8/2002 vs. Kansas City Chiefs)
 - 24 Kenyan Drake (12/15/2019 at Arizona Cardinals)

- Most Touchdowns**
- 4 Ray Matthews (10/17/1954 at Pittsburgh Steelers)
 - 4 Jim Taylor (10/15/1961 vs. Green Bay Packers)
 - 4 Donny Anderson (11/12/1967 at Green Bay Packers)
 - 4 Lorenzo White (12/9/1990 at Houston Oilers)
 - 4 Priest Holmes (9/8/2002 vs. Kansas City Chiefs)

- Most Points After Touchdowns Attempted**
- 8 Paul Held (10/17/1954 at Pittsburgh Steelers)
 - 8 Paul Hornung (10/15/1961 vs. Green Bay Packers)
 - 8 Teddy Garcia (12/9/1990 at Houston Oilers)

- Most Points After Touchdowns Made**
- 7 Paul Held (10/17/1954 at Pittsburgh Steelers)
 - 7 Paul Hornung (10/15/1961 vs. Green Bay Packers)
 - 7 Don Chandler (11/12/1967 at Green Bay Packers)
 - 7 Teddy Garcia (12/9/1990 at Houston Oilers)
 - 7 Shayne Graham (11/28/2004 at Cincinnati Bengals)

- Most Field Goals Attempted**
- 6 Roy Gerela (11/7/1971 at Pittsburgh Steelers)
 - 6 Chester Marcol (9/17/1972 vs. Green Bay Packers)
 - 6 Fred Cox (11/4/1973 at Minnesota Vikings)
 - 6 Skip Butler (10/12/1975 vs. Houston Oilers)

- Most Field Goals Made**
- 5 Kris Brown (11/11/2001 vs. Pittsburgh Steelers)
 - 5 Kai Forbath (12/2/2018 at Houston Texans)

- Longest Field Goal Made (Yards)**
- 61 Sebastian Janikowski (12/27/2009 vs. Oakland Raiders)
 - 60 Dan Carpenter (12/5/2010 at Miami Dolphins)
 - 59 Chandler Catanzaro (10/21/2018 at Tampa Bay Buccaneers)
 - 57 Chandler Catanzaro (10/8/2017 vs. New York Jets)
 - 56 Jason Hanson (10/8/1995 at Detroit Lions)

RUSHING

- Most Attempts**
- 40 Ricky Williams (10/31/1999 at New Orleans Saints)
 - 38 Clinton Portis (12/14/2003 at Denver Broncos)
 - 38 Cedric Benson (12/21/2008 vs. Cincinnati Bengals)
 - 36 Eddie George (11/19/2000 at Tennessee Titans)
 - 34 Gary Brown (11/21/1993 vs. Houston Oilers)
 - 34 Eddie George (12/17/2000 vs. Tennessee Titans)
 - 34 Alfred Blue (11/16/2014 vs. Houston Texans)

- Most Yards Gained**
- 295 Jamal Lewis (9/14/2003 at Baltimore Ravens)
 - 223 Willie Parker (12/7/2006 at Pittsburgh Steelers)
 - 205 Jamal Lewis (12/21/2003 vs. Baltimore Ravens)
 - 204 Ray Rice (12/4/2011 vs. Baltimore Ravens)
 - 202 Rudi Johnson (11/28/2004 at Cincinnati Bengals)

- Highest Average Gain (Yards) (min. six attempts)**
- 18.67 Jeremy Hill (10/23/2016 at Cincinnati Bengals) (9-168)
 - 13.78 Lamar Jackson (12/14/2020 vs. Baltimore Ravens)
 - 12.22 Virgil Carter (11/15/1970 vs. Cincinnati Bengals) (9-110)

- Longest Gains (Yards)**
- 86t Essex Johnson (12/5/1971 vs. Cincinnati Bengals)
 - 83t Matt Breida (10/7/2019 at San Francisco 49ers)
 - 82t Jamal Lewis (9/14/2003 at Baltimore Ravens)
 - 80t Willie Parker (12/24/2005 vs. Pittsburgh Steelers)
 - 80t Jamaal Charles (12/9/2012 vs. Kansas City Chiefs)

PASSING

- Most Attempts**
- 61 Joe Burrow (9/17/2020 vs. Cincinnati Bengals)
 - 59 Todd Marinovich (9/20/1992 at Los Angeles Raiders)
 - 58 Derek Carr (9/30/2018 at Oakland Raiders)
 - 58 Dak Prescott (10/4/2020 at Dallas Cowboys)
 - 56 Joe Flacco (10/7/2018 vs. Baltimore Ravens)
 - 56 Drew Brees (10/24/2010 at New Orleans Saints)
 - 56 Doug Williams (9/28/1980 at Tampa Bay Buccaneers)
 - 56 Michael Vick (9/9/2012 vs. Philadelphia Eagles)

- Most Completions**
- 41 Dak Prescott (10/4/2020 at Dallas Cowboys)
 - 38 Matt Ryan (11/11/2018 vs. Atlanta Falcons)
 - 38 Tommy Kramer (12/14/1980 at Minnesota Vikings)
 - 37 Drew Brees (10/24/2010 at New Orleans Saints)
 - 37 Joe Burrow (9/17/2020 vs. Cincinnati Bengals)

- Most Yards**
- 502 Dak Prescott (10/4/2020 at Dallas Cowboys)
 - 456 Tommy Kramer (12/14/1980 at Minnesota Vikings)
 - 447 Jay Cutler (11/6/2008 vs. Denver Broncos)
 - 437 Derek Carr (9/30/2018 at Oakland Raiders)
 - 422 Matthew Stafford (11/22/2009 at Detroit Lions)

- Highest Completion Percentage**
- 90.0 Ken Anderson (12/16/1979 at Cincinnati Bengals) (9-10)
 - 88.2 Bart Starr (10/15/1961 vs. Green Bay Packers) (15-17)
 - 87.5 Terry Bradshaw (10/5/1975 vs. Pittsburgh Steelers) (7-8)

- Longest Completions (Yards)**
- 99t George Izo (9/15/1963 vs. Washington Redskins) (to Bobby Mitchell)
 - 93t Jay Cutler (11/6/2008 vs. Denver Broncos) (to Eddie Royal)
 - 92t Mitt Plum (11/15/1964 vs. Detroit Lions) (to Dan Lewis)

- Most Touchdown Passes**
- 6 Charley Johnson (9/26/1965 vs. St. Louis Cardinals)
 - 6 Carson Palmer (9/16/2007 vs. Cincinnati Bengals)

- Most Interceptions**
- 7 Ty Detmer (9/23/2001 vs. Detroit Lions)
 - 5 six times, most recently: Mark Malone (9/20/1987 vs. Pittsburgh Steelers)

- Most Attempts, Without An Interception**
- 61 Joe Burrow (9/17/2020 vs. Cincinnati Bengals)

RECEIVING

- Most Receptions**
- 14 Marvin Harrison (12/26/1999 vs. Indianapolis Colts) (138 yards)
 - 14 Bobby Engram (11/4/2007 vs. Seattle Seahawks) (OT) (139 yards)
 - 14 Brandon Myers (12/2/2012 at Oakland Raiders) (130 yards)
 - 13 Terry Glenn (10/3/1999 vs. New England Patriots) (214 yards)
 - 13 Antonio Brown (13/20/2016 vs. Pittsburgh Steelers) (187 yards)

- Most Yards**
- 235 Buddy Dial (10/22/1961 at Pittsburgh Steelers)
 - 222 Terrell Owens (10/3/2010 vs. Cincinnati Bengals)
 - 214 Terry Glenn (10/3/1999 vs. New England Patriots)

- Average Gain (Yards)**
- 48.0 John Gilliam (10/26/1969 vs. St. Louis Cardinals) (4 catches for 192 yards)

- Longest Gain (Yards)**
- 99t Bobby Mitchell (9/15/1963 vs. Washington Redskins) (from George Izo)

- Touchdowns**
- 3 By 18 players, most recently: Martellus Bennett (10/9/2016 vs. New England Patriots)

INTERCEPTIONS

- Most Interceptions**
- 3 By 13 players, most recently: Kevin Byard (10/22/2017 vs. Tennessee Titans)

- Interception Yardage**
- 125 Ken Easley (12/20/1981 at Seattle Seahawks) (2 returns)
 - 115 Larry Wilson (12/19/1965 at St. Louis Cardinals) (3 returns)
 - 106 Ed Reed (11/7/2004 at Baltimore Ravens) (1 return)

- Average Gain (minimum 2 interceptions)**
- 62.5 Ken Easley (12/20/1981 at Seattle Seahawks) (2 returns)
 - 48.5 Rod Hood (12/2/2007 at Arizona Cardinals) (2 returns)

- Longest Interception Returns**
- 106t Ed Reed (11/7/2004 at Baltimore Ravens)
 - 97t Jordan Babineaux (10/2/2011 vs. Tennessee Titans)
 - 96t Larry Wilson (12/19/1965 at St. Louis Cardinals)
 - 93t Randy Gradishar (10/5/1980 vs. Denver Broncos)
 - 85 Ray Clayborn (10/7/1984 vs. New England Patriots)

- Touchdowns**
- 1 83 times, most recently: Minkah Fitzpatrick (10/18/2020 at Pittsburgh Steelers)

PUNTING

Most Punts

- 11 five times, most recently: Kelly Goodburn (11/19/1989 vs. Kansas City Chiefs) (OT)

Most Yards

- 491 Ray Guy (11/18/1973 at Oakland Raiders)
- 444 Harry Newsome (9/16/1985 vs. Pittsburgh Steelers)
- 428 Tommy Bamhardt (12/5/1993 vs. New Orleans Saints)

Highest Average (minimum 4 punts)

- 57.5 Bobby Joe Green (11/20/1960 at Pittsburgh Steelers) (4 for 230 yards)
- 56.7 Pat O'Donnell (9/26/2021 vs. Chicago Bears) (7 for 397 yards)

Longest (Yards)

- 78 Ed Brown (10/28/1962 at Pittsburgh Steelers)
- 75 Verl Lillywhite (9/30/1951 at San Francisco 49ers)
- 75 Bobby Joe Green (11/20/1960 at Pittsburgh Steelers)

PUNT RETURNS

Most Returns

- 9 Andre Hastings (11/13/1995 at Pittsburgh Steelers)
- 8 Ron Fellows (11/25/1982 at Dallas Cowboys)
- 8 Fulton Walker (11/16/1986 at Los Angeles Raiders)

Most Yards

- 141 Bob Hayes (12/24/1967 at Dallas Cowboys)
- 131 Andre Hastings (11/13/1995 at Pittsburgh Steelers)
- 126 T.J. Houshmandzadeh (11/25/2001 vs. Cincinnati Bengals)

Highest Average (minimum 3 returns)

- 36.7 Billy Johnson (10/16/1977 at Houston Oilers) (3 returns)
- 31.3 Troy Brown (12/9/2001 at New England Patriots) (4 returns)

Longest Punt Returns

- 94t Nate Burleson (11/4/2007 vs. Seattle Seahawks)
- 91t Keith Moody (10/23/1977 at Buffalo Bills)
- 87t Billy Johnson (10/16/1977 at Houston Oilers)

Touchdowns

- 2 Rick Upchurch (9/26/1976 at Denver Broncos)

KICKOFF RETURNS

Most Returns

- 9 Josh Scobey (11/16/2003 vs. Arizona Cardinals)
- 7 Curtis Duncan (11/22/1987 at Houston Oilers)
- 7 Dante Hall (9/8/2002 vs. Kansas City Chiefs)
- 7 J.R. Reed (10/24/2004 vs. Philadelphia Eagles)
- 7 J.J. Moses (1/2/2005 at Houston Texans)
- 7 Mark Bradley (12/20/2009 at Kansas City Chiefs)

Most Yards

- 212 Isiah Rodgers (10/11/2020 vs. Indianapolis Colts)
- 197 Rick Upchurch (10/19/1975 at Denver Broncos)
- 195 Clarence Childs (12/4/1966 vs. New York Giants)

Highest Average (minimum 2 returns)

- 86.0 Travis Williams (11/12/1967 at Green Bay Packers) (2 returns)
- 69.0 Jacoby Ford (10/16/2011 at Oakland Raiders) (2 returns)

Longest Kickoff Returns

- 105t Tim Brown (9/17/1961 at Philadelphia Eagles)
- 101t Jacoby Ford (10/16/2011 at Oakland Raiders)
- 101t Isiah Rodgers (10/11/2020 vs. Indianapolis Colts)
- 99t Justin Miller (10/29/2006 vs. New York Jets)
- 98t Leodis McKelvin (11/17/2008 at Buffalo Bills)

Touchdowns

- 2 Travis Williams (11/12/1967 at Green Bay Packers)

YEAR-BY-YEAR LEADERS

SCORING

YEAR	PLAYER	TD	PAT	FG	2-PT	TOTAL
1950	LOU GROZA	1	29-29	13-19	0	74
1951	LOU GROZA	0	43-43	10-23	0	73
1952	LOU GROZA	0	32-32	19-33	0	89
1953	LOU GROZA	0	39-40	23-26	0	108
1954	LOU GROZA	0	37-38	16-24	0	85
1955	LOU GROZA	0	44-45	11-22	0	77
1956	LOU GROZA	0	18-18	11-20	0	51
1957	LOU GROZA\$	0	32-32	15-22	0	77
1958	JIM BROWN\$	18	0-0	0-0	0	108
1959	JIM BROWN	14	0-0	0-0	0	84
1960	SAM BAKER	0	44-46	12-20	0	80
1961	LOU GROZA	0	37-38	16-23	0	85
1962	JIM BROWN	18	0-0	0-0	0	108
1963	JIM BROWN	15	0-0	0-0	0	90
1964	LOU GROZA	0	49-50	22-33	0	115
1965	JIM BROWN	21	0-0	0-0	0	126
1966	LEROY KELLY	16	0-0	0-0	0	96
1967	LEROY KELLY	13	0-0	0-0	0	78
1968	LEROY KELLY	20	0-0	0-0	0	120
1969	DON COCKROFT	0	45-45	12-23	0	81
1970	DON COCKROFT	0	34-35	12-22	0	70
1971	DON COCKROFT	0	34-34	15-28	0	79
1972	DON COCKROFT	0	28-29	22-27	0	94
1973	DON COCKROFT	0	24-24	22-31	0	90
1974	DON COCKROFT	0	29-30	14-16	0	71
1975	DON COCKROFT	0	21-24	17-23	0	72
1976	DON COCKROFT	0	27-30	15-28	0	72
1977	DON COCKROFT	0	30-31	17-23	0	81
1978	DON COCKROFT	0	37-40	19-28	0	94
1979	DON COCKROFT	0	38-43	17-29	0	89
1980	DON COCKROFT	0	39-44	16-26	0	87
1981	MATT BAHR	0	22-22	13-20	0	61
1982	MATT BAHR	0	17-17	7-15	0	38
1983	MATT BAHR	0	38-40	21-24	0	101
1984	MATT BAHR	0	25-25	24-32	0	97
1985	MATT BAHR	0	35-35	14-18	0	77
1986	MATT BAHR	0	30-30	20-26	0	90
1987	JEFF JAEGER*	0	33-34	14-22	0	75
1988	MATT BAHR	0	32-33	24-29	0	104
1989	MATT BAHR	0	40-40	16-24	0	88
1990	JERRY KAURIC*	0	24-27	14-20	0	66
1991	MATT STOVER	0	33-34	16-22	0	81
1992	MATT STOVER	0	29-30	21-29	0	92
1993	MATT STOVER	0	36-36	16-22	0	84
1994	MATT STOVER	0	32-32	26-28	0	110
1995	MATT STOVER	0	26-26	29-33	0	113
1999	TERRY KIRBY	9	0-0	0-0	0	54
2000	PHIL DAWSON	0	17-17	14-17	0	59
2001	PHIL DAWSON	0	29-30	22-25	0	95
2002	PHIL DAWSON	0	34-35	22-28	0	100
2003	PHIL DAWSON	0	20-21	18-21	0	74
2004	PHIL DAWSON	0	28-28	24-29	0	100
2005	PHIL DAWSON	0	19-21	27-29	0	100
2006	PHIL DAWSON	0	25-25	21-29	0	88
2007	PHIL DAWSON	0	42-43	26-30	0	120
2008	PHIL DAWSON	0	30-36	18-18	0	108
2009	PHIL DAWSON	0	18-19	17-19	0	69
2010	PHIL DAWSON	0	28-28	23-28	0	97
2011	PHIL DAWSON	0	20-20	24-29	0	92
2012	PHIL DAWSON	0	29-29	29-31	0	116
2013	BILLY CUNDIFF	0	32-32	21-26	0	95
2014	BILLY CUNDIFF	0	28-28	22-29	0	94
2015	TRAVIS COONS	0	22-24	28-32	0	106
2016	CODY PARKEY	0	20-21	20-25	0	80
2017	ZANE GONZALEZ*	0	25-26	15-20	0	70
2018	GREG JOSEPH*	0	25-29	17-20	0	76
2019	AUSTIN SEIBERT*	0	30-35	25-29	0	105
2020	CODY PARKEY	0	41-47	19-22	0	100
2021	CHASE McLAUGHLIN	0	36-37	15-21	0	81

*Denotes rookie #Denotes led NFL \$Denotes tied for NFL lead

STAFF
PLAYERS
2021 SEASON
HISTORY
RECORDS
GAME DAY

RUSHING YARDS

YEAR	PLAYER	NO	YARDS	AVG	LG	TD
1950	MARION MOTLEY#	140	810	5.8	69t	3
1951	DUB JONES	104	492	4.7	43t	7
1952	MARION MOTLEY	104	444	4.3	59	1
1953	RAY RENFRO	60	352	5.9	58t	4
1954	MAURICE BASSETT*	144	588	4.1	22	6
1955	FRED MORRISON	156	824	5.3	56	3
1956	PRESTON CARPENTER*	188	756	4.0	30	0
1957	JIM BROWN#	202	942	4.7	69t	9
1958	JIM BROWN#	257	1,527	5.9	65t	17
1959	JIM BROWN#	290	1,329	4.6	70t	14
1960	JIM BROWN#	215	1,257	5.8	71t	9
1961	JIM BROWN#	305	1,408	4.6	38	8
1962	JIM BROWN	230	996	4.3	31	13
1963	JIM BROWN#	291	1,863	6.4	80t	12
1964	JIM BROWN#	280	1,446	5.2	71	7
1965	JIM BROWN#	289	1,544	5.3	67	17
1966	LEROY KELLY	209	1,141	5.5	70t	15
1967	LEROY KELLY	235	1,205	5.1	42t	11
1968	LEROY KELLY#	248	1,239	5.0	65	16
1969	LEROY KELLY	196	817	4.2	31	9
1970	LEROY KELLY	206	656	3.2	33t	6
1971	LEROY KELLY	234	865	3.7	35	10
1972	LEROY KELLY	224	811	3.6	18	4
1973	KEN BROWN	161	537	3.3	17	0
1974	GREG PRUITT	126	540	4.3	54	3
1975	GREG PRUITT	217	1,067	4.9	50	8
1976	GREG PRUITT	209	1,000	4.8	64	4
1977	GREG PRUITT	236	1,086	4.6	78t	3
1978	GREG PRUITT	176	960	5.5	70t	3
1979	MIKE PRUITT	264	1,294	4.9	77t	9
1980	MIKE PRUITT	249	1,034	4.2	56t	6
1981	MIKE PRUITT	247	1,103	4.5	21	7
1982	MIKE PRUITT	143	516	3.6	17	3
1983	MIKE PRUITT	293	1,184	4.0	27	10
1984	BOYCE GREEN	202	673	3.3	29	0
1985	KEVIN MACK	222	1,104	5.0	61	7
1986	KEVIN MACK	174	665	3.8	20	10
1987	KEVIN MACK	201	735	3.7	22t	5
1988	EARNEST BYNER	157	576	3.7	27t	3
1989	ERIC METCALF*	187	633	3.4	43t	6
1990	KEVIN MACK	158	702	4.4	26	5
1991	KEVIN MACK	197	726	3.7	51t	8
1992	KEVIN MACK	169	543	3.2	37	6
1993	TOMMY VARDELL	171	644	3.8	54	3
1994	LEROY HOARD	209	890	4.3	39	5
1995	LEROY HOARD	136	547	4.0	25	0
1999	TERRY KIRBY	130	452	3.5	28	6
2000	TRAVIS PRENTICE*	173	512	3.0	17	7
2001	JAMES JACKSON*	195	554	2.8	22	2
2002	WILLIAM GREEN*	243	887	3.7	64t	6
2003	WILLIAM GREEN	142	559	3.9	26	1
2004	LEE SUGGS	199	744	3.7	39	2
2005	REUBEN DROUGHNS	309	1,232	4.0	75t	2
2006	REUBEN DROUGHNS	220	758	3.4	22	4
2007	JAMAL LEWIS	298	1,304	4.4	66t	9
2008	JAMAL LEWIS	279	1,002	3.6	29	4
2009	JEROME HARRISON	194	862	4.4	71t	5
2010	PEYTON HILLIS	270	1,177	4.4	48	11
2011	PEYTON HILLIS	161	587	3.6	24t	3
2012	TRENT RICHARDSON*	267	950	3.6	32t	11
2013	WILLIS MCGAHEE	138	377	2.7	16	2
2014	TERRANCE WEST*	171	673	3.9	36	4
2015	ISAIAH CROWELL	185	706	3.8	54	4
2016	ISAIAH CROWELL	198	952	4.8	85t	7
2017	ISAIAH CROWELL	206	853	4.1	59	2
2018	NICK CHUBB*	192	996	5.2	92t	8
2019	NICK CHUBB	298	1,494	5.0	88t	8
2020	NICK CHUBB	190	1,067	5.6	59	12
2021	NICK CHUBB	228	1,259	5.5	70t	8

*Denotes rookie #Denotes led NFL \$Denotes tied for NFL lead

STAFF
PLAYERS
2021 SEASON
HISTORY
RECORDS
GAME DAY

PASSING YARDS

YEAR	PLAYER	ATT	COMP	PCT	YARDS	TD	INT	QB RATING
1950	OTTO GRAHAM	253	137	54.2	1,943	14	20	64.7
1951	OTTO GRAHAM	265	147	55.5	2,205	17	16	79.2
1952	OTTO GRAHAM#	364	181	49.7	2,816	20	24	66.6
1953	OTTO GRAHAM#	258	167	64.7	2,722	11	9	99.7
1954	OTTO GRAHAM	240	142	59.2	2,092	11	17	73.5
1955	OTTO GRAHAM	185	98	53.0	1,721	15	8	94.0
1956	TOM O'CONNELL	96	42	43.8	551	4	8	41.6
1957	TOM O'CONNELL	110	63	57.3	1,229	9	8	93.3
1958	MILT PLUM	189	102	54.0	1,619	11	11	77.9
1959	MILT PLUM	266	156	58.6	1,992	14	8	87.2
1960	MILT PLUM	250	151	60.4	2,297	21	5	110.4
1961	MILT PLUM	302	177	58.6	2,416	18	10	90.3
1962	FRANK RYAN	194	112	57.7	1,541	10	7	85.4
1963	FRANK RYAN	256	135	52.7	2,038	25	13	90.6
1964	FRANK RYAN	334	174	52.1	2,404	25	19	76.7
1965	FRANK RYAN	243	119	49.0	1,751	18	13	75.3
1966	FRANK RYAN	382	200	52.4	2,974	29	14	88.2
1967	FRANK RYAN	280	136	48.6	2,026	20	16	72.7
1968	BILL NELSEN	293	152	51.9	2,366	19	10	86.4
1969	BILL NELSEN	352	190	54.0	2,743	23	19	78.8
1970	BILL NELSEN	313	159	50.8	2,156	16	16	68.9
1971	BILL NELSEN	325	174	53.5	2,319	13	23	60.3
1972	MIKE PHIPPS	305	144	47.2	1,994	13	16	61.0
1973	MIKE PHIPPS	299	148	49.5	1,719	9	20	49.4
1974	MIKE PHIPPS	256	117	45.7	1,384	9	17	46.7
1975	MIKE PHIPPS	313	162	51.8	1,749	4	19	47.5
1976	BRIAN SIPE	312	178	57.1	2,113	17	14	77.3
1977	BRIAN SIPE	195	112	57.4	1,233	9	14	61.8
1978	BRIAN SIPE	399	222	55.6	2,906	21	15	80.7
1979	BRIAN SIPE	535	286	53.5	3,793	28	26	73.4
1980	BRIAN SIPE	554	337	60.8	4,132	30	14	91.4
1981	BRIAN SIPE	567	313	55.2	3,876	17	25	68.2
1982	BRIAN SIPE	185	101	54.6	1,064	4	8	60.7
1983	BRIAN SIPE	496	291	58.7	3,566	26	23	79.1
1984	PAUL MCDONALD	493	271	55.0	3,472	14	23	67.3
1985	BERNIE KOSAR*	248	124	50.0	1,578	8	7	69.3
1986	BERNIE KOSAR	531	310	58.4	3,854	17	10	83.8
1987	BERNIE KOSAR	389	241	62.0	3,033	22	9	95.4
1988	BERNIE KOSAR	259	156	60.2	1,890	10	7	84.3
1989	BERNIE KOSAR	513	303	59.1	3,533	18	14	80.3
1990	BERNIE KOSAR	423	230	54.4	2,562	10	15	65.7
1991	BERNIE KOSAR	494	307	62.1	3,487	18	9	87.8
1992	MIKE TOMCZAK	211	120	56.9	1,693	7	7	80.1
1993	VINNY TESTAVERDE	230	130	56.5	1,797	14	9	85.7
1994	VINNY TESTAVERDE	376	207	55.1	2,575	16	18	70.7
1995	VINNY TESTAVERDE	392	241	61.5	2,883	17	10	87.8
1999	TIM COUCH*	399	223	55.9	2,447	15	13	73.2
2000	TIM COUCH	215	137	63.7	1,483	7	9	77.3
2001	TIM COUCH	454	272	59.9	3,040	17	21	73.1
2002	TIM COUCH	443	273	61.6	2,842	18	18	76.8
2003	KELLY HOLCOMB	302	193	63.9	1,797	10	12	74.6
2004	JEFF GARCIA	252	144	57.1	1,731	10	9	76.7
2005	TRENT DILFER	333	199	59.8	2,321	11	12	76.9
2006	CHARLIE FRYE	393	252	64.1	2,454	10	17	72.0
2007	DEREK ANDERSON	527	298	56.5	3,787	29	19	82.5
2008	DEREK ANDERSON	283	142	50.2	1,615	9	8	66.5
2009	BRADY QUINN	256	136	53.1	1,339	8	7	67.2
2010	COLT MCCOY*	222	135	60.8	1,576	6	9	74.5
2011	COLT MCCOY	463	265	57.2	2,733	14	11	74.6
2012	BRANDON WEEDEN*	517	297	57.4	3,385	14	17	72.6
2013	JASON CAMPBELL	317	180	56.8	2,015	11	8	76.9
2014	BRIAN HOYER	438	242	55.3	3,326	12	13	76.5
2015	JOSH McCOWN	292	186	63.7	2,109	12	4	93.3
2016	CODY KESSLER*	195	128	65.6	1,380	6	2	92.3
2017	DeSHONE KIZER*	476	255	53.6	2,894	11	22	60.5
2018	BAKER MAYFIELD*	486	310	63.8	3,725	27	14	93.7
2019	BAKER MAYFIELD	534	317	59.4	3,827	22	21	78.8
2020	BAKER MAYFIELD	486	305	62.8	3,563	26	8	95.9
2021	BAKER MAYFIELD	418	253	60.5	3,010	17	13	83.1

*Denotes rookie #Denotes led NFL \$Denotes tied for NFL lead

RECEPTIONS

YEAR	PLAYER	NO	YARDS	AVG	LG	TD
1950	MAC SPEEDIE	42	548	13.0	45	1
1951	DANTE LAVELLI	43	586	13.6	47	6
1952	MAC SPEEDIE#	62	911	14.7	50	5
1953	DANTE LAVELLI	45	783	17.4	55t	6
1954	DANTE LAVELLI	47	802	17.1	64	7
1955	DARREL BREWSTER	34	622	18.3	41t	6
1956	DARREL BREWSTER	28	417	14.9	41	1
1957	DARREL BREWSTER	30	614	20.5	56	2
1958	PRESTON CARPENTER	29	474	16.3	74	1
1959	BILLY HOWTON	39	510	13.1	36t	1
1960	BOBBY MITCHELL	45	612	13.6	69t	6
1961	RAY RENFRO	48	834	17.4	57	6
1962	JIM BROWN	47	517	11.0	53t	5
1963	GARY COLLINS	43	674	15.7	49t	13
1964	PAUL WARFIELD*	52	920	17.7	62t	9
1965	GARY COLLINS	50	884	17.7	67	10
1966	GARY COLLINS	56	946	16.9	54	12
1967	ERNIE GREEN	39	369	9.5	41t	2
1968	PAUL WARFIELD	50	1,067	21.3	65t	12
1969	GARY COLLINS	54	786	14.6	48t	11
1970	BO SCOTT	40	351	8.8	24	4
1971	FAIR HOOKER	45	649	14.4	48	1
1972	FRANK PITTS	36	620	17.2	80t	8
1973	FRANK PITTS	31	317	10.2	26t	4
1974	HUGH MCKINNIS	32	258	8.1	55	0
1975	REGGIE RUCKER	60	770	12.8	40t	3
1976	REGGIE RUCKER	49	676	13.8	45	8
1977	CLEO MILLER	41	291	7.1	28	1
1978	REGGIE RUCKER	43	893	20.8	69t	8
1979	DAVE LOGAN	59	982	16.6	46	7
1980	MIKE PRUITT	63	471	7.5	28	0
1981	OZZIE NEWSOME	69	1,002	14.5	62	6
1982	OZZIE NEWSOME	49	633	12.9	54	3
1983	OZZIE NEWSOME	89	970	10.9	66t	6
1984	OZZIE NEWSOME	89	1,001	11.2	52	5
1985	OZZIE NEWSOME	62	711	11.5	38	5
1986	BRIAN BRENNAN	55	838	15.2	57t	6
1987	EARNEST BYNER	52	552	10.6	37	2
1988	EARNEST BYNER	59	576	9.8	39t	2
1989	WEBSTER SLAUGHTER	65	1,236	19.0	97t	6
1990	WEBSTER SLAUGHTER	59	847	14.4	50	4
1991	WEBSTER SLAUGHTER	64	906	14.2	62t	3
1992	MICHAEL JACKSON	47	755	16.1	69t	7
1993	ERIC METCALF	63	539	8.6	49t	2
1994	DERRICK ALEXANDER*	48	828	17.3	81t	2
1995	EARNEST BYNER	61	494	8.1	29t	2
1999	KEVIN JOHNSON*	66	986	14.9	64t	8
2000	KEVIN JOHNSON	57	669	11.7	79	0
2001	KEVIN JOHNSON	84	1,097	13.1	55t	9
2002	KEVIN JOHNSON	67	703	10.5	30t	4
2003	DENNIS NORTHCUTT	62	729	11.8	44	2
2004	DENNIS NORTHCUTT	55	806	14.7	58t	2
2005	ANTONIO BRYANT	69	1,009	14.6	54	4
2006	KELLEN WINSLOW	89	875	9.8	40	3
2007	KELLEN WINSLOW	82	1,106	13.5	49	5
2008	BRAYLON EDWARDS	55	877	15.9	70	3
2009	JEROME HARRISON	34	220	6.5	18	2
	MOHAMED MASSAQUOI*	34	624	18.4	59t	3
2010	BENJAMIN WATSON	68	763	11.2	44	3
2011	GREG LITTLE*	61	709	11.6	76t	2
2012	GREG LITTLE	53	647	12.2	43	4
2013	JOSH GORDON	87	1,646	18.9	95t	9
2014	ANDREW HAWKINS	63	824	13.1	65	2
2015	GARY BARNIDGE	79	1,043	13.2	40	9
2016	TERRELLE PRYOR SR.	77	1,007	13.1	54	4
2017	DUKE JOHNSON JR.	74	693	9.4	41t	3
2018	JARVIS LANDRY	81	976	12.0	51t	4
2019	JARVIS LANDRY	83	1,174	14.1	64	6
2020	JARVIS LANDRY	72	840	11.7	32	3
2021	JARVIS LANDRY	52	570	11.0	38	2

*Denotes rookie #Denotes led NFL \$Denotes tied for NFL lead

RECEIVING YARDS

YEAR	PLAYER	NO	YARDS	AVG	LG	TD
1950	DANTE LAVELLI	37	565	15.3	43	5
1951	MAC SPEEDIE	34	589	17.3	51	3
1952	MAC SPEEDIE	62	911	14.7	50	5
1953	DANTE LAVELLI	45	783	17.4	55t	6
1954	DANTE LAVELLI	47	802	17.1	64	7
1955	DARREL BREWSTER	34	622	18.3	41t	6
1956	DARREL BREWSTER	28	417	14.9	41	1
1957	DARREL BREWSTER	30	614	20.5	56	2
1958	RAY RENFRO	24	573	23.9	52	6
1959	RAY RENFRO	30	528	17.6	70t	6
1960	GERN NAGLER	36	616	17.1	53t	3
1961	RAY RENFRO	48	834	17.4	57	6
1962	RICH KREITLING	44	659	15.0	53	3
1963	GARY COLLINS	43	674	15.7	49t	13
1964	PAUL WARFIELD*	52	920	17.7	62t	9
1965	GARY COLLINS	50	884	17.7	67	10
1966	GARY COLLINS	56	946	16.9	54	12
1967	PAUL WARFIELD	32	702	21.9	49t	8
1968	PAUL WARFIELD	50	1,067	21.3	65t	12
1969	PAUL WARFIELD	42	886	21.1	82t	10
1970	MILT MORIN	37	611	16.5	36	1
1971	FAIR HOOKER	45	649	14.4	48	1
1972	FRANK PITTS	36	620	17.2	80t	8
1973	MILT MORIN	26	417	16.0	51t	1
1974	STEVE HOLDEN	30	452	15.1	53	3
1975	REGGIE RUCKER	60	770	12.8	40t	3
1976	REGGIE RUCKER	49	676	13.8	45	8
1977	REGGIE RUCKER	36	565	15.7	40	2
1978	REGGIE RUCKER	43	893	20.8	69t	8
1979	DAVE LOGAN	59	982	16.6	46	7
1980	DAVE LOGAN	51	822	16.1	65	4
1981	OZZIE NEWSOME	69	1,002	14.5	62	6
1982	OZZIE NEWSOME	49	633	12.9	54	3
1983	OZZIE NEWSOME	89	970	10.9	66t	6
1984	OZZIE NEWSOME	89	1,001	11.2	52	5
1985	OZZIE NEWSOME	62	711	11.5	38	5
1986	BRIAN BRENNAN	55	838	15.2	57t	6
1987	WEBSTER SLAUGHTER	47	806	17.1	54t	7
1988	REGGIE LANGHORNE	57	780	13.7	77t	7
1989	WEBSTER SLAUGHTER	65	1,236	19.0	97t	6
1990	WEBSTER SLAUGHTER	59	847	14.4	50	4
1991	WEBSTER SLAUGHTER	64	906	14.2	62t	3
1992	MICHAEL JACKSON	47	755	16.1	69t	7
1993	MICHAEL JACKSON	41	756	18.4	62t	8
1994	DERRICK ALEXANDER*	48	828	17.3	81t	2
1995	KEENAN MCCARDELL	56	709	12.7	36	4
1999	KEVIN JOHNSON*	66	986	14.9	64t	8
2000	KEVIN JOHNSON	57	669	11.7	79	0
2001	KEVIN JOHNSON	84	1,097	13.1	55t	9
2002	QUINCY MORGAN	56	964	17.2	78t	7
2003	DENNIS NORTHCUTT	62	729	11.8	44	2
2004	DENNIS NORTHCUTT	55	806	14.7	58t	2
2005	ANTONIO BRYANT	69	1,009	14.6	54	4
2006	BRAYLON EDWARDS	61	884	14.5	75	6
2007	BRAYLON EDWARDS	80	1,289	16.1	78t	16
2008	BRAYLON EDWARDS	55	877	15.9	70	3
2009	MOHAMED MASSAQOUI*	34	624	18.4	59t	3
2010	BENJAMIN WATSON	68	763	11.2	44	3
2011	GREG LITTLE*	61	709	11.6	76t	2
2012	JOSH GORDON*	50	805	16.1	71t	5
2013	JOSH GORDON\$	87	1,646	18.9	95t	9
2014	ANDREW HAWKINS	63	824	13.1	65	2
2015	GARY BARNIDGE	79	1,043	13.2	40	9
2016	TERRELLE PRYOR SR.	77	1,007	13.1	51	4
2017	DUKE JOHNSON JR.	74	693	9.4	44	3
2018	JARVIS LANDRY	81	976	12.0	51t	4
2019	JARVIS LANDRY	83	1,147	14.1	64	6
2020	JARVIS LANDRY	72	840	11.7	32	3
2021	JARVIS LANDRY	52	570	11.0	38	2

*Denotes rookie #Denotes led NFL \$Denotes tied for NFL lead

INTERCEPTIONS

YEAR	PLAYER	NO	YARDS	AVG	LG	TD
1950	TOMMY JAMES	9	89	7.7	34	0
1951	WARREN LAHR	5	95	19.0	29	2
1952	BERT RECHICHAR*	6	79	13.2	25	0
1953	WARREN LAHR	5	119	23.8	42	0
1954	KEN KONZ	7	133	19.0	54t	2
1955	CHUCK NOLL	5	74	14.8	24	1
1956	DON PAUL	7	190	27.1	42	1
1957	DON PAUL	4	28	7.0	12	0
1958	KEN KONZ	4	123	30.8	46t	1
1959	BERNIE PARRISH	5	83	16.6	37t	1
1960	BOBBY FRANKLIN*	8	131	16.4	37t	2
1961	BERNIE PARRISH	7	40	5.7	15	0
1962	ROSS FICHTNER	7	76	10.9	31	0
1963	VINCE COSTELLO	7	118	16.9	31	0
1964	BERNIE PARRISH	4	98	24.5	54t	1
1965	LARRY BENZ	5	78	15.6	31	0
1966	ROSS FICHTNER	8	152	19.0	58	1
	MIKE HOWELL	8	62	7.7	29	0
1967	ROSS FICHTNER	4	113	28.3	88	0
1968	BEN DAVIS	8	162	20.3	44	0
1969	MIKE HOWELL	6	21	3.5	11	0
1970	ERICH BARNES	5	85	17.0	38t	1
1971	WALT SUMNER	5	35	7.0	25	0
1972	THOM DARDEN*	3	64	21.3	20	0
1973	CLARENCE SCOTT	5	71	14.2	45t	1
1974	THOM DARDEN	8	105	13.1	31	0
1975	CHARLIE HALL	2	28	14.0	19	0
1976	THOM DARDEN	7	73	10.4	21	0
1977	THOM DARDEN	6	107	17.8	49	1
1978	THOM DARDEN#	10	200	20.0	46	0
1979	THOM DARDEN	5	125	25.0	39t	1
1980	RON BOLTON	6	62	10.3	29	0
1981	CLARENCE SCOTT	4	46	11.5	26	0
1982	HANFORD DIXON	4	22	5.5	22	0
1983	TOM COUSINEAU	4	47	11.8	15	0
1984	AL GROSS	5	103	20.6	47	0
1985	AL GROSS	5	109	21.8	37t	1
1986	HANFORD DIXON	5	35	7.0	19	0
1987	FELIX WRIGHT	4	152	38.0	68	1
1988	FELIX WRIGHT	5	126	25.2	53	0
1989	FELIX WRIGHT#	9	91	10.1	27t	1
1990	FELIX WRIGHT	3	56	18.7	36	0
1991	STEPHEN BRAGGS	3	15	5.0	15	0
1992	VINCE NEWSOME	3	55	18.3	29	0
1993	ERIC TURNER	5	25	5.0	19	0
1994	ERIC TURNER\$	9	199	22.1	93t	1
1995	STEVON MOORE	5	55	11.0	28	0
1999	MARQUEZ POPE	2	15	7.5	13	0
2000	COREY FULLER	3	0	0.0	0	0
2001	ANTHONY HENRY*\$	10	177	17.7	97t	1
2002	EARL LITTLE	4	17	4.3	7	0
2003	EARL LITTLE	6	41	6.8	21	0
2004	ANTHONY HENRY	4	83	20.8	51	0
2005	BRIAN RUSSELL	3	50	16.7	37	0
2006	DAVEN HOLLY	5	127	25.4	57t	1
	SEAN JONES	5	46	9.2	19	0
2007	LEIGH BODDEN	6	75	12.5	26	0
2008	BRANDON McDONALD	5	146	29.2	98	1
2009	BRODNEY POOL	4	33	8.3	32	0
	ERIC WRIGHT	4	74	18.5	47	0
2010	JOE HADEN*	6	101	16.8	62	0
2011	MIKE ADAMS	3	33	11.0	29	0
2012	SHELDON BROWN	3	20	6.7	19t	1
	JOE HADEN	3	64	21.3	50	0
	USAMA YOUNG	3	44	14.7	44	0
2013	TASHAUN GIPSON	5	143	28.6	44t	1
2014	TASHAUN GIPSON	6	158	26.3	62t	1
2015	KARLOS DANSBY	3	93	13.2	52t	2
2016	BRIAN BODDY-CALHOUN*	3	94	31.3	67	1
	JOE HADEN	3	9	3.0	9	0
	JAMAR TAYLOR	3	43	14.3	29	0
2017	JASON McCOURTY	3	59	19.7	56t	1
2018	DAMARIOUS RANDALL	4	59	14.8	50	0
2019	JOE SCHOBERT	4	24	6.0	20	0
2020	B.J. GOODSON	2	7	3.5	7	0
	M.J. STEWART	2	51	25.5	30	0
	DENZEL WARD	2	0	0.0	0	0
2021	JOHN JOHNSON III	3	31	10.3	31	0
	DENZEL WARD	3	103	34.3	99t	1

*Denotes rookie #Denotes led NFL \$Denotes tied for NFL lead

SACKS

YEAR	PLAYER	NO
1982	CHIP BANKS*	5.5
1983	CLAY MATTHEWS	6.0
1984	REGGIE CAMP	14.0
1985	CHIP BANKS	11.0
1986	CARL HAIRSTON	9.0
1987	CARL HAIRSTON	8.0
1988	CLAY MATTHEWS	6.0
1989	AL BAKER	7.5
1990	MICHAEL DEAN PERRY	11.5
1991	MICHAEL DEAN PERRY	8.5
1992	ROB BURNETT	9.0
1993	ANTHONY PLEASANT	11.0
1994	ROB BURNETT	10.0
1995	ANTHONY PLEASANT	8.0
1999	JOHN THIERRY	7.0
2000	KEITH MCKENZIE	8.5
2001	JAMIR MILLER	13.0
2002	MARK WORD	8.0
2003	KENARD LANG	8.0
2004	EBENEZER EKUBAN	8.0
2005	ALVIN MCKINLEY	5.0
2006	KAMERION WIMBLEY*	11.0
2007	KAMERION WIMBLEY	5.0
2008	SHAUN ROGERS	4.5
2009	KAMERION WIMBLEY	6.5
2010	MARCUS BERNARD	7.5
2011	JABAAL SHEARD*	8.5
2012	JABAAL SHEARD	7.0
2013	JABAAL SHEARD	5.5
2014	PAUL KRUGER	11.0
2015	DESMOND BRYANT	6.0
2016	EMMANUEL OGBAH*	5.5
2017	MYLES GARRETT*	7.0
2018	MYLES GARRETT	13.5
2019	MYLES GARRETT	10.5
2020	MYLES GARRETT	12.0
2021	MYLES GARRETT	16.0

*Denotes rookie

SPECIAL TEAMS TACKLES

YEAR	PLAYER	NO
1999	TAREK SALEH	23
2000	TAREK SALEH	19
2001	BRANT BOYER	26
2002	BRANT BOYER	33
2003	BARRY GARDNER	22
2004	LEIGH BODDEN	18
2005	SEAN JONES	20
2006	JOSHUA CRIBBS	25
2007	JOSHUA CRIBBS	23
2008	JOSHUA CRIBBS	25
2009	BLAKE COSTANZO	14
2010	T.J. WARD*	18
2011	JOSHUA CRIBBS	14
2012	JOHNSON BADEMOSI*	18
2013	JOHNSON BADEMOSI	17
2014	JOHNSON BADEMOSI	15
2015	JOHNSON BADEMOSI	15
2016	JOE SCHOBERT*	14
2017	DANNY VITALE	9
2018	DERRICK KINDRED	7
	TAVIERRE THOMAS	7
	TANNER VALLEJO	7
2019	KHADAREL HODGE	12
2020	SIONE TAKITAKI	12
2021	MACK WILSON	9

PUNTING

YEAR	PLAYER	NO	YARDS	AVG	TB	IN-20	LG	BLOCK
1950	HORACE GILLOM	66	2,849	43.2	5	0	75	1
1951	HORACE GILLOM	73	3,321	45.5	8	0	66	0
1952	HORACE GILLOM	61	2,787	45.7	6	0	73	1
1953	HORACE GILLOM	63	2,760	43.8	4	0	67	0
1954	HORACE GILLOM	52	2,230	42.9	4	0	80	0
1955	HORACE GILLOM	58	2,389	41.2	6	0	56	3
1956	FRED MORRISON	38	1,561	41.1	7	0	70	0
1957	KEN KONZ	61	2,396	39.3	3	0	63	1
1958	DICK DESCHAIINE	50	2,063	41.3	1	0	63	0
1959	JUNIOR WREN	27	996	36.9	1	0	55	0
1960	SAM BAKER	55	2,309	42.0	2	0	64	0
1961	SAM BAKER	53	2,296	43.3	5	0	62	0
1962	GARY COLLINS*	45	1,926	42.8	4	0	64	0
1963	GARY COLLINS	54	2,160	40.0	4	0	73	0
1964	GARY COLLINS	48	2,016	42.0	5	0	58	0
1965	GARY COLLINS	65	3,035	46.7	10	0	71	0
1966	GARY COLLINS	57	2,223	39.0	6	0	60	0
1967	GARY COLLINS	57	2,078	36.5	2	0	52	2
1968	DON COCKROFT	61	2,297	37.7	1	0	59	0
1969	DON COCKROFT	57	2,138	37.5	6	0	55	1
1970	DON COCKROFT	71	3,023	42.6	7	0	71	1
1971	DON COCKROFT	62	2,508	40.5	2	0	59	2
1972	DON COCKROFT	81	3,498	43.2	4	0	65	0
1973	DON COCKROFT	82	3,321	40.5	3	0	71	1
1974	DON COCKROFT	90	3,643	40.5	11	0	64	0
1975	DON COCKROFT	82	3,317	40.5	7	0	67	1
1976	DON COCKROFT	64	2,487	38.9	4	8	51	3
1977	GREG COLEMAN	61	2,389	39.2	2	21	58	0
1978	JOHNNY EVANS*	79	3,089	39.1	8	16	65	0
1979	JOHNNY EVANS	69	2,844	41.2	9	7	59	2
1980	JOHNNY EVANS	66	2,530	38.3	7	12	56	0
1981	STEVE COX*	68	2,884	42.4	12	11	66	2
1982	STEVE COX	48	1,887	39.3	6	11	52	1
1983	JEFF GOSSETT	70	2,854	40.8	8	17	60	0
1984	STEVE COX	74	3,213	43.4	8	16	69	2
1985	JEFF GOSSETT	81	3,261	40.3	8	18	64	0
1986	JEFF GOSSETT	83	3,423	41.2	10	21	61	0
1987	JEFF GOSSETT	19	779	41.0	4	3	55	0
1988	MAX RUNAGER	48	1,935	40.3	2	13	52	0
1989	BRYAN WAGNER	97	3,817	39.4	6	32	60	0
1990	BRYAN WAGNER	74	2,879	38.9	2	13	65	4
1991	BRIAN HANSEN	80	3,397	42.5	6	20	65	0
1992	BRIAN HANSEN	74	3,083	41.7	7	28	73	1
1993	BRIAN HANSEN	82	3,632	44.3	10	15	72	2
1994	TOM TUPA	80	3,211	40.1	8	27	65	0
1995	TOM TUPA	65	2,831	43.6	9	18	64	0
1999	CHRIS GARDOCKI	106	4,645	43.8	11	20	61	0
2000	CHRIS GARDOCKI	108	4,919	45.5	5	25	67	0
2001	CHRIS GARDOCKI	99	4,249	42.9	9	25	69	0
2002	CHRIS GARDOCKI	81	3,388	41.8	6	27	59	0
2003	CHRIS GARDOCKI	72	3,019	41.9	10	18	60	0
2004	DERRICK FROST*	85	3,404	40.0	4	24	54	0
2005	KYLE RICHARDSON	78	3,181	40.8	9	22	61	0
2006	DAVE ZASTUDIL	81	3,563	44.0	7	28	61	0
2007	DAVE ZASTUDIL	49	2,046	41.8	4	14	64	0
2008	DAVE ZASTUDIL	75	3,410	45.5	11	23	65	0
2009	DAVE ZASTUDIL	49	2,188	44.7	5	25	60	0
2010	REGGIE HODGES	78	3,424	43.9	5	29	59	0
2011	BRAD MAYNARD	81	3,282	40.5	1	32	63	0
2012	REGGIE HODGES	90	3,766	41.8	4	29	58	0
2013	SPENCER LANNING	84	3,679	43.8	5	28	59	1
2014	SPENCER LANNING	93	4,119	44.3	9	25	59	0
2015	ANDY LEE	70	3,270	46.7	4	25	67	0
2016	BRITTON COLQUITT	83	3,761	45.3	2	22	65	0
2017	BRITTON COLQUITT	80	3,811	47.6	2	24	67	1
2018	BRITTON COLQUITT	83	3,767	45.4	6	32	79	2
2019	JAMIE GILLAN*	63	2,913	46.2	5	28	71	1
2020	JAMIE GILLAN	51	2,244	44.0	3	14	59	0
2021	JAMIE GILLAN	42	1,842	43.9	1	15	65	0

*Denotes Rookie

STAFF
PLAYERS
2021 SEASON
HISTORY
RECORDS
GAME DAY

PUNT RETURN YARDAGE

STAFF

PLAYERS

2021 SEASON

HISTORY

RECORDS

GAME DAY

YEAR	PLAYER	NO	FC	YARDS	AVG	LG	TD
1950	DON PHELPS*	13	0	174	13.4	54t	1
1951	KEN CARPENTER	14	0	173	12.4	49	0
1952	RAY RENFRO*	22	0	169	7.7	34	0
1953	BILLY REYNOLDS*	18	0	111	6.2	28	0
1954	BILLY REYNOLDS	25	0	138	5.5	39	0
1955	DON PAUL	19	0	148	7.8	60t	1
1956	KEN KONZ	13	0	187	14.4	65t	1
1957	BILLY REYNOLDS	24	0	114	4.8	23	0
1958	BOBBY MITCHELL*	14	0	165	11.8	68t	1
1959	BOBBY MITCHELL	17	0	177	10.4	78t	1
1960	JIM SHOFNER	11	0	105	9.5	36	0
1961	BOBBY MITCHELL	14	2	164	11.7	64t	1
1962	HOWARD CASSADY	7	0	47	6.7	13	0
1963	JIM SHORTER	7	2	134	19.1	52	0
1964	LEROY KELLY*	9	7	171	19.0	68t	1
1965	LEROY KELLY	17	6	265	15.6	67t	2
1966	LEROY KELLY	13	6	104	8.0	52	0
1967	BEN DAVIS*	18	7	229	12.7	52t	1
1968	CHARLES LEIGH*	14	2	76	5.4	29	0
1969	WALT SUMNER*	9	11	72	8.0	21	0
1970	REECE MORRISON	15	2	133	8.9	34	0
1971	LEROY KELLY	30	4	292	9.7	74	0
1972	BOBBY MAJORS*	16	6	96	6.0	41	0
1973	GREG PRUITT*	16	3	180	11.3	46	0
1974	GREG PRUITT	27	0	349	12.9	72	0
1975	GREG PRUITT	13	1	130	10.0	30	0
1976	STEVE HOLDEN	31	2	205	6.6	38	0
1977	ROLAND WOOLSEY	32	3	290	9.1	44	0
1978	KEITH WRIGHT*	37	16	288	7.8	42	0
1979	DINO HALL*	29	5	295	10.2	47	0
1980	KEITH WRIGHT	29	4	129	4.4	15	0
1981	DINO HALL	33	6	248	7.5	40	0
1982	DWIGHT WALKER*	19	6	101	5.3	14	0
1983	DINO HALL	39	12	284	7.3	19	0
1984	BRIAN BRENNAN*	25	10	199	8.0	19	0
1985	CLARENCE WEATHERS	28	4	218	7.8	16	0
1986	GERALD MCNEIL*	40	10	348	8.7	84t	1
1987	GERALD MCNEIL	34	9	386	11.4	40	0
1988	GERALD MCNEIL	38	6	315	8.3	32	0
1989	GERALD MCNEIL	49	15	496	10.1	49	0
1990	STEFON ADAMS	13	4	81	6.2	25	0
1991	WEBSTER SLAUGHTER	17	3	112	6.6	17	0
1992	ERIC METCALF	44	10	429	9.8	75t	1
1993	ERIC METCALF	36	11	464	12.9	91t	2
1994	ERIC METCALF	35	5	348	9.9	92t	2
1995	DERRICK ALEXANDER	9	0	122	13.6	69t	1
1999	KEVIN JOHNSON*	19	10	128	6.7	15	0
2000	DENNIS NORTHCUTT*	27	12	289	10.7	30	0
2001	KEVIN JOHNSON	14	6	117	8.4	24	0
2002	DENNIS NORTHCUTT	25	10	367	14.7	87t	2
2003	DENNIS NORTHCUTT	36	10	295	8.2	38	0
2004	DENNIS NORTHCUTT	36	12	432	12.0	44	0
2005	DENNIS NORTHCUTT	35	13	368	10.5	62t	1
2006	DENNIS NORTHCUTT	28	13	312	11.1	81	0
2007	JOSHUA CRIBBS	30	10	405	13.5	76t	1
2008	JOSHUA CRIBBS	28	7	228	8.1	32	0
2009	JOSHUA CRIBBS	38	3	452	11.9	67t	1
2010	JOSHUA CRIBBS	20	6	168	8.4	17	0
2011	JOSHUA CRIBBS	34	8	388	11.4	84t	1
2012	JOSHUA CRIBBS	38	8	457	12.0	60	1
2013	TRAVIS BENJAMIN	22	7	257	11.7	79t	1
2014	TRAVIS BENJAMIN	15	8	127	8.5	37	0
2015	TRAVIS BENJAMIN	28	10	324	11.6	78t	1
2016	DUKE JOHNSON JR.	17	1	112	6.6	18	0
2017	JABRILL PEPPERS*	30	15	180	6.0	25	0
2018	JABRILL PEPPERS	25	22	219	8.8	33	0
2019	DONTRELL HILLIARD	15	6	107	7.1	18	0
2020	DONOVAN PEOPLES-JONES*	18	7	77	4.3	13	0
2021	DEMETRIC FELTON*	32	2	227	7.1	24	0

*Denotes Rookie

KICKOFF RETURN YARDAGE

YEAR	PLAYER	NO	YARDS	AVG	LG	TD
1950	DON PHELPS*	12	325	27.1	61	0
1951	KEN CARPENTER	9	196	21.8	48	0
1952	KEN CARPENTER	11	234	21.3	40	0
1953	KEN CARPENTER	16	367	22.9	40	0
1954	BILLY REYNOLDS	14	413	29.5	51	0
1955	ROBERT SMITH*	13	320	24.6	47	0
1956	PRESTON CARPENTER*	15	381	25.4	42	0
1957	MILTON CAMPBELL*	11	263	23.9	36	0
1958	BOBBY MITCHELL*	18	454	25.2	98t	1
1959	BOBBY MITCHELL	11	236	21.5	31	0
1960	BOBBY MITCHELL	17	432	25.4	90t	1
1961	BOBBY MITCHELL	16	428	26.8	91t	1
1962	TOM WILSON	11	307	27.9	46	0
1963	CHARLIE SCALES	16	432	27.0	50	0
1964	WALTER ROBERTS*	24	661	27.5	60	0
1965	LEROY KELLY	24	621	25.9	51	0
1966	WALTER ROBERTS	20	454	22.7	57	0
1967	BEN DAVIS*	27	708	26.2	63	0
1968	CHARLES LEIGH*	14	322	23.0	41	0
1969	BO SCOTT	25	722	28.9	65	0
1970	HOMER JONES	29	739	25.5	94t	1
1971	KEN BROWN	15	330	22.0	35	0
1972	KEN BROWN	20	473	23.6	47	0
1973	GREG PRUITT*	16	453	28.3	54	0
1974	GREG PRUITT	22	606	27.5	88t	1
1975	BILLY LEFEAR	13	412	31.7	92	0
1976	STEVE HOLDEN	19	461	24.3	44	0
1977	BRIAN DUNCAN	15	298	19.9	36	0
1978	KEITH WRIGHT*	30	789	26.3	86	0
1979	DINO HALL*	50	1,014	20.3	33	0
1980	DINO HALL	32	691	21.6	40	0
1981	DINO HALL	36	813	22.6	48	0
1982	DINO HALL	22	430	19.5	32	0
1983	DWIGHT WALKER	29	627	21.6	38	0
1984	EARNEST BYNER*	22	415	18.9	28	0
1985	GLEN YOUNG	35	898	25.7	63	0
1986	GERALD MCNEIL*	47	997	21.2	100t	1
1987	GLEN YOUNG	18	412	22.9	44	0
1988	GLEN YOUNG	29	635	21.9	34	0
1989	ERIC METCALF*	31	718	23.2	49	0
1990	ERIC METCALF	52	1,052	20.2	101t	2
1991	ERIC METCALF	23	351	15.3	24	0
1992	RANDY BALDWIN	30	675	22.5	47	0
1993	RANDY BALDWIN	24	444	18.5	31	0
1994	RANDY BALDWIN	28	753	26.9	85t	1
1995	EARNEST HUNTER*	23	508	22.1	37	0
1999	RONNIE POWELL*	44	986	22.4	43	0
2000	JAMEL WHITE*	43	935	21.7	40	0
2001	BEN GAY*	23	513	22.3	42	0
2002	ANDRE DAVIS*	50	1,068	21.4	95t	1
2003	ANDRE DAVIS	38	803	21.1	69	0
2004	RICHARD ALSTON*	46	1,016	22.1	93t	1
2005	JOSHUA CRIBBS*	45	1,094	24.3	90t	1
2006	JOSHUA CRIBBS	61	1,494	24.5	92t	1
2007	JOSHUA CRIBBS	59	1,809	30.7	100t	2
2008	JOSHUA CRIBBS	44	1,110	25.2	92t	1
2009	JOSHUA CRIBBS	56	1,542	27.5	103t	3
2010	JOSHUA CRIBBS	40	814	20.4	37	0
2011	JOSHUA CRIBBS	39	974	25.0	63	0
2012	JOSHUA CRIBBS	43	1,178	27.4	74	0
2013	FOZZY WHITTAKER	23	482	21.0	56	0
2014	MARLON MOORE	13	322	24.8	32	0
2015	JUSTIN GILBERT	12	339	28.3	40	0
2016	MARIO ALFORD	8	190	23.8	36	0
2017	MATTHEW DAYES*	18	437	24.3	71	0
2018	JABRILL PEPPERS	19	408	21.5	29	0
2019	DONTRELL HILLIARD	17	421	24.8	74	0
2020	DONOVAN PEOPLES-JONES*	18	379	21.1	33	0
2021	ANTHONY SCHWARTZ*	15	322	21.5	35	0

*Denotes Rookie

ALL-TIME 100-YARD RUSHING GAMES

DATE	OPPONENT	PLAYER	ATT. YARDS
9/24/1950	at Baltimore Colts	Ken Carpenter*	3 Att., 100 Yards
10/29/1950	vs. Pittsburgh Steelers	Marion Motley	11 Att., 188 Yards
11/12/1950	vs. San Francisco 49ers	Marion Motley	21 Att., 114 Yards
11/19/1950	vs. Washington Redskins	Marion Motley	27 Att., 178 Yards
10/7/1951	at Los Angeles Rams	Marion Motley	13 Att., 106 Yards
10/7/1951	at Los Angeles Rams	Dub Jones	15 Att., 110 Yards
10/21/1951	vs. Pittsburgh Steelers	Emerson Cole	17 Att., 126 Yards
11/4/1951	at Chicago Cardinals	Ken Carpenter	18 Att., 118 Yards
11/25/1951	vs. Chicago Bears	Dub Jones	9 Att., 116 Yards
9/28/1952	vs. Los Angeles Rams	Ken Carpenter	16 Att., 145 Yards
11/30/1952	at Washington Redskins	Harry Jagade	16 Att., 147 Yards
12/28/1952	vs. Detroit Lions (playoffs)	Harry Jagade	15 Att., 104 Yards
10/18/1953	at Washington Redskins	Ray Renfro	7 Att., 101 Yards
12/27/1953	at Detroit Lions (playoffs)	Harry Jagade	15 Att., 102 Yards
9/25/1955	vs. Washington Redskins	Fred Morrison	15 Att., 117 Yards
10/30/1955	at Chicago Cardinals	Ed Modzelewski	28 Att., 121 Yards
11/20/1955	vs. Pittsburgh Steelers	Fred Morrison	17 Att., 140 Yards
12/4/1955	at Pittsburgh Steelers	Fred Morrison	13 Att., 104 Yards
11/18/1956	at Philadelphia Eagles	Preston Carpenter*	24 Att., 133 Yards
12/2/1956	vs. Philadelphia Eagles	Preston Carpenter*	23 Att., 116 Yards
12/9/1956	at New York Giants	Fred Morrison	19 Att., 112 Yards
11/3/1957	vs. Washington Redskins	Jim Brown*	21 Att., 109 Yards
11/24/1957	vs. Los Angeles Rams	Jim Brown*	31 Att., 237 Yards
12/15/1957	at New York Giants	Lew Carpenter	22 Att., 117 Yards
9/28/1958	at Los Angeles Rams	Jim Brown	24 Att., 171 Yards
10/5/1958	at Pittsburgh Steelers	Jim Brown	17 Att., 129 Yards
10/12/1958	vs. Chicago Cardinals	Jim Brown	34 Att., 182 Yards
10/12/1958	vs. Chicago Cardinals	Bobby Mitchell*	11 Att., 147 Yards
10/19/1958	vs. Pittsburgh Steelers	Jim Brown	19 Att., 153 Yards
10/19/1958	vs. Pittsburgh Steelers	Bobby Mitchell*	13 Att., 108 Yards
10/26/1958	at Chicago Cardinals	Jim Brown	24 Att., 180 Yards
11/2/1958	vs. New York Giants	Jim Brown	13 Att., 113 Yards
11/16/1958	at Washington Redskins	Jim Brown	27 Att., 152 Yards
12/1/1958	at Philadelphia Eagles	Lew Carpenter	21 Att., 100 Yards
12/1/1958	at Philadelphia Eagles	Jim Brown	21 Att., 138 Yards
12/14/1958	at New York Giants	Jim Brown	26 Att., 148 Yards
10/4/1959	at Chicago Cardinals	Jim Brown	37 Att., 147 Yards
10/18/1959	vs. Chicago Cardinals	Jim Brown	27 Att., 123 Yards
10/25/1959	vs. Washington Redskins	Jim Brown	17 Att., 122 Yards
11/1/1959	at Baltimore Colts	Jim Brown	32 Att., 178 Yards
11/8/1959	vs. Philadelphia Eagles	Jim Brown	29 Att., 125 Yards
11/15/1959	at Washington Redskins	Bobby Mitchell	14 Att., 232 Yards
11/22/1959	vs. Pittsburgh Steelers	Jim Brown	15 Att., 111 Yards
11/29/1959	vs. San Francisco 49ers	Jim Brown	28 Att., 114 Yards
12/13/1959	at Philadelphia Eagles	Jim Brown	33 Att., 152 Yards
12/13/1959	at Philadelphia Eagles	Bobby Mitchell	24 Att., 127 Yards
9/25/1960	at Philadelphia Eagles	Bobby Mitchell	14 Att., 156 Yards
9/25/1960	at Philadelphia Eagles	Jim Brown	24 Att., 153 Yards
10/23/1960	vs. Philadelphia Eagles	Jim Brown	22 Att., 167 Yards
11/13/1960	vs. St. Louis Cardinals	Jim Brown	28 Att., 173 Yards
11/27/1960	at St. Louis Cardinals	Jim Brown	24 Att., 132 Yards
12/4/1960	vs. Washington Redskins	Jim Brown	15 Att., 135 Yards
12/11/1960	vs. Chicago Bears	Jim Brown	22 Att., 100 Yards
12/15/1960	at New York Giants	Jim Brown	14 Att., 110 Yards
10/22/1961	at Pittsburgh Steelers	Bobby Mitchell	14 Att., 119 Yards
10/22/1961	at Pittsburgh Steelers	Jim Brown	29 Att., 114 Yards
10/29/1961	at St. Louis Cardinals	Jim Brown	28 Att., 109 Yards
10/29/1961	at St. Louis Cardinals	Bobby Mitchell	19 Att., 104 Yards
11/5/1961	vs. Pittsburgh Steelers	Jim Brown	18 Att., 110 Yards
11/12/1961	at Washington Redskins	Jim Brown	20 Att., 133 Yards
11/19/1961	vs. Philadelphia Eagles	Jim Brown	34 Att., 237 Yards
12/3/1961	at Dallas Cowboys	Bobby Mitchell	12 Att., 140 Yards
12/17/1961	at New York Giants	Jim Brown	24 Att., 102 Yards
9/16/1962	vs. New York Giants	Jim Brown	17 Att., 134 Yards
11/25/1962	vs. Pittsburgh Steelers	Jim Brown	19 Att., 110 Yards
12/15/1962	at San Francisco 49ers	Jim Brown	22 Att., 135 Yards
9/15/1963	vs. Washington Redskins	Jim Brown	15 Att., 162 Yards
9/22/1963	at Dallas Cowboys	Jim Brown	20 Att., 232 Yards
10/5/1963	vs. Pittsburgh Steelers	Jim Brown	21 Att., 175 Yards
10/13/1963	at New York Giants	Jim Brown	23 Att., 123 Yards
10/20/1963	vs. Philadelphia Eagles	Jim Brown	25 Att., 144 Yards
11/3/1963	at Philadelphia Eagles	Jim Brown	28 Att., 223 Yards
11/17/1963	vs. St. Louis Cardinals	Jim Brown	22 Att., 154 Yards
12/1/1963	at St. Louis Cardinals	Jim Brown	29 Att., 179 Yards
12/15/1963	at Washington Redskins	Jim Brown	28 Att., 125 Yards
9/27/1964	at Philadelphia Eagles	Jim Brown	25 Att., 104 Yards
10/18/1964	at Dallas Cowboys	Jim Brown	26 Att., 188 Yards
11/1/1964	at Pittsburgh Steelers	Jim Brown	23 Att., 149 Yards
11/8/1964	vs. Washington Redskins	Jim Brown	18 Att., 121 Yards
11/15/1964	vs. Detroit Lions	Jim Brown	24 Att., 147 Yards
11/29/1964	vs. Philadelphia Eagles	Jim Brown	22 Att., 133 Yards
12/27/1964	vs. Baltimore Colts (playoffs)	Jim Brown	27 Att., 114 Yards

DATE	OPPONENT	PLAYER	ATT.	YARDS
9/26/1965	vs. St. Louis Cardinals	Jim Brown	17 Att.	110 Yards
10/3/1965	at Philadelphia Eagles	Jim Brown	27 Att.	133 Yards
10/9/1965	vs. Pittsburgh Steelers	Jim Brown	29 Att.	168 Yards
11/7/1965	vs. Philadelphia Eagles	Jim Brown	20 Att.	131 Yards
11/14/1965	vs. New York Giants	Jim Brown	20 Att.	156 Yards
11/28/1965	at Pittsburgh Steelers	Jim Brown	20 Att.	146 Yards
12/5/1965	vs. Washington Redskins	Jim Brown	27 Att.	141 Yards
9/25/1966	vs. St. Louis Cardinals	Leroy Kelly	19 Att.	109 Yards
10/2/1966	at New York Giants	Leroy Kelly	20 Att.	138 Yards
10/8/1966	vs. Pittsburgh Steelers	Ernie Green	16 Att.	103 Yards
10/8/1966	vs. Pittsburgh Steelers	Leroy Kelly	19 Att.	113 Yards
11/20/1966	vs. Washington Redskins	Leroy Kelly	14 Att.	100 Yards
11/24/1966	at Dallas Cowboys	Leroy Kelly	15 Att.	115 Yards
12/4/1966	vs. New York Giants	Leroy Kelly	13 Att.	126 Yards
9/24/1967	at Detroit Lions	Leroy Kelly	16 Att.	141 Yards
10/1/1967	at New Orleans Saints	Leroy Kelly	20 Att.	110 Yards
10/7/1967	vs. Pittsburgh Steelers	Ernie Green	11 Att.	108 Yards
10/22/1967	vs. Chicago Bears	Leroy Kelly	18 Att.	111 Yards
11/19/1967	vs. Minnesota Vikings	Leroy Kelly	26 Att.	123 Yards
11/26/1967	vs. Washington Redskins	Leroy Kelly	20 Att.	163 Yards
9/15/1968	at New Orleans Saints	Leroy Kelly	20 Att.	107 Yards
10/5/1968	vs. Pittsburgh Steelers	Leroy Kelly	25 Att.	128 Yards
10/20/1968	at Baltimore Colts	Leroy Kelly	30 Att.	130 Yards
10/27/1968	vs. Atlanta Falcons	Leroy Kelly	19 Att.	112 Yards
11/3/1968	at San Francisco 49ers	Leroy Kelly	27 Att.	174 Yards
11/10/1968	vs. New Orleans Saints	Leroy Kelly	17 Att.	127 Yards
11/24/1968	vs. Philadelphia Eagles	Leroy Kelly	20 Att.	108 Yards
9/21/1969	at Philadelphia Eagles	Ron Johnson*	17 Att.	118 Yards
9/28/1969	vs. Washington Redskins	Reece Morrison	23 Att.	130 Yards
11/23/1969	vs. New York Giants	Leroy Kelly	18 Att.	124 Yards
12/7/1969	vs. Green Bay Packers	Leroy Kelly	22 Att.	151 Yards
10/18/1970	vs. Detroit Lions	Leroy Kelly	24 Att.	106 Yards
11/8/1970	at Oakland Raiders	Bo Scott	14 Att.	101 Yards
12/7/1970	at Houston Oilers	Leroy Kelly	20 Att.	108 Yards
11/7/1971	at Pittsburgh Steelers	Leroy Kelly	22 Att.	102 Yards
11/21/1971	vs. New England Patriots	Leroy Kelly	23 Att.	113 Yards
11/28/1971	at Houston Oilers	Leroy Kelly	23 Att.	107 Yards
12/5/1971	vs. Cincinnati Bengals	Leroy Kelly	23 Att.	127 Yards
11/19/1972	vs. Pittsburgh Steelers	Leroy Kelly	21 Att.	107 Yards
12/2/1973	at Kansas City Chiefs	Greg Pruitt*	15 Att.	110 Yards
12/15/1974	at Houston Oilers	Greg Pruitt	15 Att.	102 Yards
11/16/1975	at Oakland Raiders	Greg Pruitt	12 Att.	103 Yards
11/23/1975	vs. Cincinnati Bengals	Greg Pruitt	17 Att.	121 Yards
12/14/1975	vs. Kansas City Chiefs	Greg Pruitt	26 Att.	214 Yards
9/12/1976	vs. New York Jets	Greg Pruitt	17 Att.	124 Yards
10/17/1976	at Atlanta Falcons	Greg Pruitt	26 Att.	191 Yards
10/31/1976	at Cincinnati Bengals	Greg Pruitt	18 Att.	124 Yards
9/26/1977	vs. New England Patriots	Greg Pruitt	25 Att.	151 Yards
10/23/1977	at Buffalo Bills	Cleo Miller	21 Att.	117 Yards
10/30/1977	vs. Kansas City Chiefs	Greg Pruitt	18 Att.	153 Yards
11/13/1977	at Pittsburgh Steelers	Greg Pruitt	19 Att.	108 Yards
12/18/1977	at Seattle Seahawks	Greg Pruitt	22 Att.	127 Yards
9/3/1978	vs. San Francisco 49ers	Greg Pruitt	22 Att.	106 Yards
9/10/1978	vs. Cincinnati Bengals	Greg Pruitt	22 Att.	120 Yards
10/29/1978	vs. Buffalo Bills	Mike Pruitt	21 Att.	173 Yards
12/3/1978	at Seattle Seahawks	Greg Pruitt	12 Att.	113 Yards
12/10/1978	vs. New York Jets	Greg Pruitt	21 Att.	138 Yards
12/17/1978	at Cincinnati Bengals	Greg Pruitt	22 Att.	182 Yards
10/21/1979	vs. Cincinnati Bengals	Mike Pruitt	19 Att.	135 Yards
11/4/1979	at Philadelphia Eagles	Mike Pruitt	17 Att.	104 Yards
11/11/1979	vs. Seattle Seahawks	Mike Pruitt	15 Att.	141 Yards
12/2/1979	vs. Houston Oilers	Mike Pruitt	25 Att.	111 Yards
12/9/1979	at Oakland Raiders	Mike Pruitt	20 Att.	149 Yards
10/12/1980	at Seattle Seahawks	Mike Pruitt	24 Att.	116 Yards
11/3/1980	vs. Chicago Bears	Mike Pruitt	27 Att.	129 Yards
11/9/1980	at Baltimore Colts	Mike Pruitt	18 Att.	103 Yards
12/3/1981	at Houston Oilers	Mike Pruitt	32 Att.	155 Yards
9/12/1982	at Seattle Seahawks	Mike Pruitt	30 Att.	136 Yards
9/11/1983	at Detroit Lions	Mike Pruitt	24 Att.	137 Yards
10/2/1983	vs. Seattle Seahawks	Mike Pruitt	24 Att.	107 Yards
10/16/1983	at Pittsburgh Steelers	Boyce Green*	28 Att.	137 Yards
11/20/1983	at New England Patriots	Mike Pruitt	24 Att.	136 Yards
11/27/1983	vs. Baltimore Colts	Mike Pruitt	24 Att.	110 Yards
12/11/1983	at Houston Oilers	Mike Pruitt	30 Att.	153 Yards
11/4/1984	at Buffalo Bills	Boyce Green	29 Att.	156 Yards
11/18/1984	at Atlanta Falcons	Boyce Green	30 Att.	121 Yards
12/9/1984	at Pittsburgh Steelers	Earnest Byner*	15 Att.	103 Yards
12/16/1984	at Houston Oilers	Earnest Byner*	21 Att.	188 Yards
9/29/1985	at San Diego Chargers	Kevin Mack	16 Att.	130 Yards
10/6/1985	vs. New England Patriots	Kevin Mack	20 Att.	115 Yards
11/17/1985	vs. Buffalo Bills	Earnest Byner	15 Att.	109 Yards
11/24/1985	vs. Cincinnati Bengals	Kevin Mack	14 Att.	117 Yards
12/22/1985	at New York Jets	Earnest Byner	15 Att.	101 Yards
1/4/1986	at Miami Dolphins (playoffs)	Earnest Byner	16 Att.	161 Yards

DATE	OPPONENT	PLAYER	ATT.	YARDS
10/26/1986	at Minnesota Vikings	Curtis Dickey	19 Att.	106 Yards
11/23/1986	vs. Pittsburgh Steelers	Kevin Mack	24 Att.	106 Yards
11/30/1986	vs. Houston Oilers	Kevin Mack	28 Att.	121 Yards
10/4/1987	at New England Patriots	Larry Mason*	32 Att.	133 Yards
11/22/1987	at Houston Oilers	Kevin Mack	26 Att.	114 Yards
12/13/1987	vs. Cincinnati Bengals	Kevin Mack	27 Att.	133 Yards
1/9/1988	vs. Indianapolis Colts (playoffs)	Earnest Byner	23 Att.	122 Yards
10/16/1988	vs. Philadelphia Eagles	Kevin Mack	16 Att.	100 Yards
11/27/1988	at Washington Redskins	Kevin Mack	22 Att.	116 Yards
9/19/1993	at Los Angeles Raiders	Tommy Vardell	14 Att.	104 Yards
11/6/1994	vs. New England Patriots	Leroy Hoard	21 Att.	123 Yards
11/27/1994	vs. Houston Oilers	Leroy Hoard	23 Att.	103 Yards
12/17/1995	vs. Cincinnati Bengals	Earnest Byner	31 Att.	121 Yards
9/23/2001	vs. Detroit Lions	James Jackson*	31 Att.	124 Yards
12/23/2001	at Green Bay Packers	Jamel White	21 Att.	131 Yards
9/29/2002	at Pittsburgh Steelers	Jamel White	16 Att.	105 Yards
11/24/2002	at New Orleans Saints	William Green*	28 Att.	114 Yards
12/6/2002	at Jacksonville Jaguars	William Green*	26 Att.	119 Yards
12/29/2002	vs. Atlanta Falcons	William Green*	27 Att.	178 Yards
10/5/2003	at Pittsburgh Steelers	William Green	33 Att.	115 Yards
10/12/2003	vs. Oakland Raiders	William Green	26 Att.	145 Yards
12/8/2003	vs. St. Louis Rams	Jamel White	16 Att.	101 Yards
12/28/2003	at Cincinnati Bengals	Lee Suggs*	26 Att.	186 Yards
10/17/2004	vs. Cincinnati Bengals	William Green	25 Att.	115 Yards
12/19/2004	vs. San Diego Chargers	Lee Suggs	21 Att.	105 Yards
12/26/2004	at Miami Dolphins	Lee Suggs	38 Att.	143 Yards
1/2/2005	at Houston Texans	Lee Suggs	26 Att.	131 Yards
10/23/2005	vs. Detroit Lions	Reuben Droughns	19 Att.	100 Yards
11/6/2005	vs. Tennessee Titans	Reuben Droughns	20 Att.	116 Yards
11/20/2005	vs. Miami Dolphins	Reuben Droughns	30 Att.	166 Yards
10/17/2006	at Oakland Raiders	Reuben Droughns	25 Att.	100 Yards
10/29/2006	vs. New York Jets	Reuben Droughns	33 Att.	125 Yards
9/16/2007	vs. Cincinnati Bengals	Jamal Lewis	27 Att.	216 Yards
11/25/2007	vs. Houston Texans	Jamal Lewis	29 Att.	134 Yards
12/9/2007	at New York Jets	Jamal Lewis	21 Att.	118 Yards
12/16/2007	vs. Buffalo Bills	Jamal Lewis	33 Att.	163 Yards
12/30/2007	vs. San Francisco 49ers	Jamal Lewis	26 Att.	128 Yards
10/4/2009	vs. Cincinnati Bengals	Jerome Harrison	29 Att.	121 Yards
10/11/2009	at Buffalo Bills	Jamal Lewis	31 Att.	117 Yards
12/20/2009	at Kansas City Chiefs	Jerome Harrison	34 Att.	286 Yards
12/27/2009	vs. Oakland Raiders	Jerome Harrison	39 Att.	148 Yards
1/3/2010	vs. Jacksonville Jaguars	Jerome Harrison	33 Att.	127 Yards
9/26/2010	at Baltimore Ravens	Peyton Hillis	22 Att.	144 Yards
10/3/2010	vs. Cincinnati Bengals	Peyton Hillis	27 Att.	102 Yards
11/7/2010	vs. New England Patriots	Peyton Hillis	29 Att.	184 Yards
11/28/2010	vs. Carolina Panthers	Peyton Hillis	26 Att.	131 Yards
12/12/2010	at Buffalo Bills	Peyton Hillis	21 Att.	108 Yards
11/20/2011	vs. Jacksonville Jaguars	Chris Ogbonnaya	21 Att.	115 Yards
12/24/2011	at Baltimore Ravens	Peyton Hillis	24 Att.	112 Yards
9/16/2012	at Cincinnati Bengals	Trent Richardson*	19 Att.	109 Yards
10/28/2012	vs. San Diego Chargers	Trent Richardson*	24 Att.	122 Yards
11/4/2012	vs. Baltimore Ravens	Trent Richardson*	25 Att.	105 Yards
9/7/2014	at Pittsburgh Steelers	Terrance West†	16 Att.	100 Yards
10/5/2014	at Tennessee Titans	Ben Tate	22 Att.	124 Yards
12/13/2015	vs. San Francisco 49ers	Isaiah Crowell	20 Att.	145 Yards
12/27/2015	at Kansas City Chiefs	Johnny Manziel	11 Att.	108 Yards
9/18/2016	vs. Baltimore Ravens	Isaiah Crowell	18 Att.	133 Yards
10/2/2016	at Washington Redskins	Isaiah Crowell	16 Att.	120 Yards
10/23/2016	at Cincinnati Bengals	Kevin Hogan*	7 Att.	104 Yards
12/11/2016	vs. Cincinnati Bengals	Isaiah Crowell	10 Att.	113 Yards
1/1/2017	at Pittsburgh Steelers	Isaiah Crowell	19 Att.	152 Yards
12/10/2017	vs. Green Bay Packers	Isaiah Crowell	19 Att.	121 Yards
9/30/2018	at Oakland Raiders	Nick Chubb*	3 Att.	105 Yards
11/11/2018	vs. Atlanta Falcons	Nick Chubb*	20 Att.	176 Yards
12/15/2018	at Denver Broncos	Nick Chubb*	20 Att.	100 Yards
12/12/2018	vs. Cincinnati Bengals	Nick Chubb*	19 Att.	112 Yards
9/29/2019	at Baltimore Ravens	Nick Chubb	20 Att.	165 Yards
10/13/2019	vs. Seattle Seahawks	Nick Chubb	20 Att.	122 Yards
10/27/2019	at New England Patriots	Nick Chubb	20 Att.	131 Yards
11/10/2019	vs. Buffalo Bills	Nick Chubb	20 Att.	116 Yards
11/24/2019	vs. Miami Dolphins	Nick Chubb	21 Att.	106 Yards
12/8/2019	vs. Cincinnati Bengals	Nick Chubb	15 Att.	106 Yards
12/15/2019	at Arizona Cardinals	Nick Chubb	17 Att.	127 Yards
9/17/2020	vs. Cincinnati Bengals	Nick Chubb	22 Att.	124 Yards
9/27/2020	vs. Washington Football Team	Nick Chubb	19 Att.	108 Yards
11/15/2020	vs. Houston Texans	Nick Chubb	19 Att.	126 Yards
11/15/2020	vs. Houston Texans	Kareem Hunt	19 Att.	104 Yards
11/22/2020	vs. Philadelphia Eagles	Nick Chubb	20 Att.	114 Yards
11/29/2020	at Jacksonville Jaguars	Nick Chubb	19 Att.	144 Yards
1/3/2021	vs. Pittsburgh Steelers	Nick Chubb	24 Att.	108 Yards
10/3/2021	at Minnesota Vikings	Nick Chubb	21 Att.	100 Yards
10/10/2021	at Los Angeles Chargers	Nick Chubb	21 Att.	161 Yards
10/21/2021	vs. Denver Broncos	D'Ernest Johnson	22 Att.	146 Yards
11/7/2021	at Cincinnati Bengals	Nick Chubb	14 Att.	137 Yards
11/21/2021	vs. Detroit Lions	Nick Chubb	22 Att.	130 Yards
12/25/2021	at Green Bay Packers	Nick Chubb	17 Att.	126 Yards
1/9/2022	vs. Cincinnati Bengals	D'Ernest Johnson	25 Att.	123 Yards

†Denotes Rookie

ALL-TIME 300-YARD PASSING GAMES

DATE	OPPONENT	PLAYER	ATT, COMP, YARDS
9/16/1950	at Philadelphia Eagles	Otto Graham	38 Att., 21 Comp., 346 Yards
10/15/1950	vs. Chicago Cardinals	Otto Graham	35 Att., 22 Comp., 369 Yards
12/10/1950	at Washington Redskins	Otto Graham	32 Att., 23 Comp., 321 Yards
10/4/1952	at Pittsburgh Steelers	Otto Graham	49 Att., 21 Comp., 401 Yards
10/4/1953	at Chicago Cardinals	Otto Graham	22 Att., 15 Comp., 310 Yards
10/10/1953	vs. Philadelphia Eagles	Otto Graham	30 Att., 20 Comp., 328 Yards
11/27/1955	at New York Giants	Otto Graham	31 Att., 17 Comp., 319 Yards
11/17/1957	at Washington Redskins	Tom O'Connell	24 Att., 16 Comp., 349 Yards
10/2/1960	vs. Pittsburgh Steelers	Milt Plum	14 Att., 10 Comp., 308 Yards
11/20/1960	at Pittsburgh Steelers	Milt Plum	37 Att., 23 Comp., 328 Yards
9/17/1961	at Philadelphia Eagles	Milt Plum	30 Att., 18 Comp., 329 Yards
10/21/1962	at St. Louis Cardinals	Jim Ninowski	29 Att., 19 Comp., 339 Yards
9/15/1963	vs. Washington Redskins	Frank Ryan	31 Att., 21 Comp., 334 Yards
12/4/1966	vs. New York Giants	Frank Ryan	27 Att., 16 Comp., 326 Yards
12/17/1966	at St. Louis Cardinals	Frank Ryan	30 Att., 17 Comp., 367 Yards
10/13/1968	vs. St. Louis Cardinals	Bill Nelsen	39 Att., 17 Comp., 312 Yards
9/27/1970	at San Francisco 49ers	Bill Nelsen	25 Att., 14 Comp., 308 Yards
11/19/1978	at Baltimore Colts	Brian Sipe	22 Att., 15 Comp., 309 Yards
9/2/1979	at New York Jets	Brian Sipe	36 Att., 21 Comp., 302 Yards
10/7/1979	vs. Pittsburgh Steelers	Brian Sipe	41 Att., 22 Comp., 351 Yards
11/18/1979	vs. Miami Dolphins	Brian Sipe	42 Att., 23 Comp., 358 Yards
11/25/1979	at Pittsburgh Steelers	Brian Sipe	38 Att., 23 Comp., 333 Yards
9/28/1980	at Tampa Bay Buccaneers	Brian Sipe	32 Att., 22 Comp., 318 Yards
10/19/1980	vs. Green Bay Packers	Brian Sipe	39 Att., 24 Comp., 391 Yards
10/26/1980	vs. Pittsburgh Steelers	Brian Sipe	46 Att., 28 Comp., 349 Yards
11/23/1980	vs. Cincinnati Bengals	Brian Sipe	36 Att., 23 Comp., 310 Yards
12/7/1980	vs. New York Jets	Brian Sipe	41 Att., 30 Comp., 340 Yards
12/21/1980	at Cincinnati Bengals	Brian Sipe	44 Att., 24 Comp., 308 Yards
9/7/1981	vs. San Diego Chargers	Brian Sipe	57 Att., 31 Comp., 375 Yards
10/25/1981	vs. Baltimore Colts	Brian Sipe	41 Att., 30 Comp., 444 Yards
12/5/1982	vs. San Diego Chargers	Brian Sipe	48 Att., 33 Comp., 338 Yards
1/2/1983	at Pittsburgh Steelers	Paul McDonald	47 Att., 22 Comp., 313 Yards
9/25/1983	at San Diego Chargers	Brian Sipe	44 Att., 27 Comp., 327 Yards
10/2/1983	vs. Seattle Seahawks	Brian Sipe	40 Att., 25 Comp., 310 Yards
10/16/1983	at Pittsburgh Steelers	Brian Sipe	49 Att., 27 Comp., 310 Yards
11/27/1983	vs. Baltimore Colts	Brian Sipe	33 Att., 20 Comp., 313 Yards
10/7/1984	vs. New England Patriots	Paul McDonald	37 Att., 23 Comp., 320 Yards
10/21/1984	at Cincinnati Bengals	Paul McDonald	47 Att., 27 Comp., 300 Yards
11/10/1986	vs. Miami Dolphins	Bernie Kosar	50 Att., 32 Comp., 401 Yards
11/23/1986	vs. Pittsburgh Steelers	Bernie Kosar	46 Att., 28 Comp., 414 Yards
1/3/1987	vs. New York Jets (playoffs)	Bernie Kosar	64 Att., 33 Comp., 489 Yards
9/13/1987	at New Orleans Saints	Bernie Kosar	39 Att., 28 Comp., 314 Yards
11/15/1987	vs. Buffalo Bills	Bernie Kosar	34 Att., 24 Comp., 346 Yards
1/17/1988	at Denver Broncos (playoffs)	Bernie Kosar	41 Att., 26 Comp., 356 Yards
10/23/1988	at Phoenix Cardinals	Bernie Kosar	43 Att., 25 Comp., 314 Yards
12/4/1988	vs. Dallas Cowboys	Bernie Kosar	27 Att., 19 Comp., 308 Yards
12/18/1988	vs. Houston Oilers	Don Strock	42 Att., 25 Comp., 326 Yards
12/10/1989	at Indianapolis Colts	Bernie Kosar	40 Att., 26 Comp., 353 Yards
10/8/1990	at Denver Broncos	Bernie Kosar	38 Att., 24 Comp., 318 Yards
12/22/1991	at Pittsburgh Steelers	Bernie Kosar	49 Att., 28 Comp., 335 Yards
11/15/1992	vs. San Diego Chargers	Mike Tomczak	32 Att., 18 Comp., 322 Yards
11/21/1993	vs. Houston Oilers	Todd Philcox	47 Att., 22 Comp., 316 Yards
12/12/1993	at Houston Oilers	Vinny Testaverde	37 Att., 19 Comp., 319 Yards
10/29/1995	at Cincinnati Bengals	Eric Zeier*	46 Att., 26 Comp., 310 Yards
12/3/1995	at San Diego Chargers	Vinny Testaverde	41 Att., 28 Comp., 303 Yards
12/24/1995	at Jacksonville Jaguars	Vinny Testaverde	45 Att., 28 Comp., 325 Yards
9/17/2000	vs. Pittsburgh Steelers	Tim Couch	31 Att., 23 Comp., 316 Yards
12/10/2000	vs. Philadelphia Eagles	Doug Pederson	40 Att., 29 Comp., 309 Yards
12/30/2001	at Tennessee Titans	Tim Couch	27 Att., 20 Comp., 336 Yards
9/8/2002	vs. Kansas City Chiefs	Kelly Holcomb	39 Att., 27 Comp., 326 Yards
9/22/2002	at Tennessee Titans	Tim Couch	50 Att., 26 Comp., 326 Yards
1/5/2003	at Pittsburgh Steelers (playoffs)	Kelly Holcomb	43 Att., 26 Comp., 429 Yards
11/16/2003	vs. Arizona Cardinals	Kelly Holcomb	35 Att., 29 Comp., 392 Yards
10/17/2004	vs. Cincinnati Bengals	Jeff Garcia	23 Att., 16 Comp., 310 Yards
11/28/2004	at Cincinnati Bengals	Kelly Holcomb	39 Att., 30 Comp., 413 Yards

*Denotes Rookie

DATE	OPPONENT	PLAYER	ATT, COMP, YARDS
9/18/2005	at Green Bay Packers	Trent Dilfer	32 Att., 21 Comp., 336 Yards
9/16/2007	vs. Cincinnati Bengals	Derek Anderson	33 Att., 20 Comp., 328 Yards
11/4/2007	vs. Seattle Seahawks	Derek Anderson	48 Att., 29 Comp., 364 Yards
12/2/2007	at Arizona Cardinals	Derek Anderson	41 Att., 21 Comp., 304 Yards
10/13/2008	vs. New York Giants	Derek Anderson	29 Att., 18 Comp., 310 Yards
11/22/2009	at Detroit Lions	Brady Quinn	33 Att., 21 Comp., 304 Yards
10/2/2011	vs. Tennessee Titans	Colt McCoy	61 Att., 40 Comp., 350 Yards
9/16/2012	at Cincinnati Bengals	Brandon Weeden*	37 Att., 26 Comp., 322 Yards
9/27/2012	at Baltimore Ravens	Brandon Weeden*	52 Att., 25 Comp., 320 Yards
12/2/2012	at Oakland Raiders	Brandon Weeden*	36 Att., 25 Comp., 364 Yards
9/22/2013	at Minnesota Vikings	Brian Hoyer	54 Att., 30 Comp., 321 Yards
12/1/2013	vs. Jacksonville Jaguars	Brandon Weeden	40 Att., 24 Comp., 370 Yards
12/8/2013	at New England Patriots	Jason Campbell	44 Att., 29 Comp., 391 Yards
11/2/2014	at Tampa Bay Buccaneers	Brian Hoyer	34 Att., 21 Comp., 300 Yards
11/16/2014	vs. Houston Texans	Brian Hoyer	50 Att., 20 Comp., 330 Yards
11/23/2014	at Atlanta Falcons	Brian Hoyer	40 Att., 23 Comp., 322 Yards
9/27/2015	vs. Oakland Raiders	Josh McCown	49 Att., 28 Comp., 341 Yards
10/4/2015	at San Diego Chargers	Josh McCown	41 Att., 32 Comp., 356 Yards
10/11/2015	at Baltimore Ravens	Josh McCown	51 Att., 36 Comp., 457 Yards
11/15/2015	at Pittsburgh Steelers	Johnny Manziel	45 Att., 33 Comp., 372 Yards
10/16/2016	at Tennessee Titans	Cody Kessler*	41 Att., 26 Comp., 336 Yards
10/30/2016	vs. New York Jets	Josh McCown	49 Att., 25 Comp., 341 Yards
11/27/2016	vs. New York Giants	Josh McCown	43 Att., 25 Comp., 322 Yards
12/31/2017	at Pittsburgh Steelers	DeShone Kizer*	30 Att., 16 Comp., 314 Yards
10/7/2018	vs. Baltimore Ravens	Baker Mayfield*	43 Att., 25 Comp., 342 Yards
12/2/2018	at Houston Texans	Baker Mayfield*	43 Att., 29 Comp., 397 Yards
12/30/2018	at Baltimore Ravens	Baker Mayfield*	42 Att., 23 Comp., 376 Yards
9/16/2019	at New York Jets	Baker Mayfield	35 Att., 19 Comp., 325 Yards
9/29/2019	at Baltimore Ravens	Baker Mayfield	30 Att., 20 Comp., 342 Yards
11/24/2019	vs. Miami Dolphins	Baker Mayfield	34 Att., 24 Comp., 327 Yards
12/6/2020	at Tennessee Titans	Baker Mayfield	33 Att., 25 Comp., 334 Yards
12/14/2020	vs. Baltimore Ravens	Baker Mayfield	47 Att., 28 Comp., 343 Yards
9/12/2021	at Kansas City Chiefs	Baker Mayfield	28 Att., 21 Comp., 321 Yards
10/10/2021	at Los Angeles Chargers	Baker Mayfield	32 Att., 23 Comp., 305 Yards

*Denotes Rookie

ALL-TIME 100-YARD RECEIVING GAMES

DATE	OPPONENT	PLAYER	REC, YARDS
9/16/1950	at Philadelphia Eagles	Mac Speedie	7 Rec., 109 Yards
9/24/1950	at Baltimore Colts	Dante Lavelli	5 Rec., 115 Yards
10/15/1950	vs. Chicago Cardinals	Dante Lavelli	6 Rec., 131 Yards
10/15/1950	vs. Chicago Cardinals	Mac Speedie	6 Rec., 106 Yards
12/10/1950	at Washington Redskins	Dub Jones	10 Rec., 161 Yards
12/24/1950	vs. Los Angeles Rams (playoffs)	Dante Lavelli	11 Rec., 128 Yards
9/30/1951	at San Francisco 49ers	Dub Jones	5 Rec., 143 Yards
10/27/1951	vs. New York Giants	Dub Jones	7 Rec., 116 Yards
11/25/1951	vs. Chicago Bears	Mac Speedie	6 Rec., 144 Yards
10/12/1952	vs. New York Giants	Mac Speedie	8 Rec., 161 Yards
10/19/1952	at Philadelphia Eagles	Dub Jones	6 Rec., 121 Yards
11/9/1952	vs. Chicago Cardinals	Mac Speedie	11 Rec., 157 Yards
11/16/1952	vs. Pittsburgh Steelers	Dante Lavelli	6 Rec., 107 Yards
11/23/1952	vs. Philadelphia Eagles	Mac Speedie	7 Rec., 156 Yards
11/30/1952	at Washington Redskins	Dante Lavelli	5 Rec., 106 Yards
12/14/1952	at New York Giants	Harry Jagade	4 Rec., 103 Yards
10/4/1953	at Chicago Cardinals	Dante Lavelli	4 Rec., 137 Yards
10/10/1953	vs. Philadelphia Eagles	Darrel Brewster	6 Rec., 122 Yards
11/15/1953	vs. San Francisco 49ers	Dante Lavelli	6 Rec., 137 Yards
11/29/1953	vs. Chicago Cardinals	Ray Renfro	4 Rec., 105 Yards
12/6/1953	vs. New York Giants	Darrel Brewster	7 Rec., 182 Yards
12/13/1953	at Philadelphia Eagles	Darrel Brewster	5 Rec., 103 Yards
10/17/1954	at Pittsburgh Steelers	Dante Lavelli	7 Rec., 134 Yards
11/7/1954	vs. Washington Redskins	Darrel Brewster	7 Rec., 114 Yards
11/28/1954	at New York Giants	Darrel Brewster	8 Rec., 126 Yards
12/5/1954	at Washington Redskins	Dante Lavelli	5 Rec., 128 Yards
10/9/1955	vs. Philadelphia Eagles	Dante Lavelli	6 Rec., 108 Yards
10/16/1955	at Washington Redskins	Darrel Brewster	6 Rec., 109 Yards
11/27/1955	at New York Giants	Darrel Brewster	5 Rec., 107 Yards
11/27/1955	at New York Giants	Ray Renfro	5 Rec., 130 Yards
12/11/1955	vs. Chicago Cardinals	Ray Renfro	6 Rec., 110 Yards
11/11/1956	vs. Baltimore Colts	Ray Renfro	5 Rec., 100 Yards
10/13/1957	vs. Philadelphia Eagles	Darrel Brewster	4 Rec., 105 Yards
11/3/1957	vs. Washington Redskins	Darrel Brewster	5 Rec., 103 Yards
11/17/1957	at Washington Redskins	Darrel Brewster	6 Rec., 124 Yards
11/17/1957	at Washington Redskins	Ray Renfro	4 Rec., 113 Yards
11/17/1957	at Washington Redskins	Preston Carpenter	6 Rec., 112 Yards
12/1/1957	vs. Chicago Cardinals	Ray Renfro	3 Rec., 109 Yards
12/15/1957	at New York Giants	Ray Renfro	4 Rec., 130 Yards
10/5/1958	at Pittsburgh Steelers	Preston Carpenter	7 Rec., 131 Yards
10/26/1958	at Chicago Cardinals	Ray Renfro	5 Rec., 108 Yards
11/16/1958	at Washington Redskins	Preston Carpenter	4 Rec., 115 Yards
11/30/1958	vs. Washington Redskins	Ray Renfro	3 Rec., 100 Yards
10/25/1959	vs. Washington Redskins	Bobby Mitchell	3 Rec., 107 Yards
11/22/1959	vs. Pittsburgh Steelers	Ray Renfro	5 Rec., 161 Yards
10/2/1960	vs. Pittsburgh Steelers	Rich Kreitling	3 Rec., 157 Yards
11/20/1960	at Pittsburgh Steelers	Gern Nagler	10 Rec., 177 Yards
12/15/1960	at New York Giants	Bobby Mitchell	9 Rec., 133 Yards
9/17/1961	at Philadelphia Eagles	Ray Renfro	4 Rec., 104 Yards
10/15/1961	vs. Green Bay Packers	Ray Renfro	7 Rec., 100 Yards
11/26/1961	vs. New York Giants	Ray Renfro	7 Rec., 166 Yards
10/21/1962	at St. Louis Cardinals	Ray Renfro	6 Rec., 152 Yards
12/2/1962	at Dallas Cowboys	Rich Kreitling	7 Rec., 125 Yards
9/15/1963	vs. Washington Redskins	Jim Brown	3 Rec., 100 Yards
12/1/1963	at St. Louis Cardinals	Gary Collins	4 Rec., 100 Yards
12/27/1964	vs. Baltimore Colts (playoffs)	Gary Collins	5 Rec., 130 Yards
9/20/1964	vs. St. Louis Cardinals	Gary Collins	6 Rec., 105 Yards
10/4/1964	vs. Dallas Cowboys	Paul Warfield*	5 Rec., 123 Yards
11/22/1964	at Green Bay Packers	Paul Warfield*	7 Rec., 126 Yards
12/12/1964	at New York Giants	Paul Warfield*	5 Rec., 103 Yards
9/26/1965	vs. St. Louis Cardinals	Gary Collins	6 Rec., 116 Yards
10/24/1965	at New York Giants	Gary Collins	3 Rec., 121 Yards
10/31/1965	vs. Minnesota Vikings	Gary Collins	4 Rec., 116 Yards
11/7/1965	vs. Philadelphia Eagles	Gary Collins	8 Rec., 128 Yards
11/14/1965	vs. New York Giants	Ernie Green	7 Rec., 160 Yards
12/4/1966	vs. New York Giants	Gary Collins	5 Rec., 120 Yards
12/17/1966	at St. Louis Cardinals	Paul Warfield	6 Rec., 161 Yards
12/17/1966	at St. Louis Cardinals	Gary Collins	5 Rec., 126 Yards
10/1/1967	at New Orleans Saints	Paul Warfield	4 Rec., 107 Yards
10/22/1967	vs. Chicago Bears	Gary Collins	7 Rec., 106 Yards
10/29/1967	at New York Giants	Paul Warfield	5 Rec., 126 Yards
10/13/1968	vs. St. Louis Cardinals	Mit Morin	8 Rec., 151 Yards
11/10/1968	vs. New Orleans Saints	Paul Warfield	5 Rec., 107 Yards
11/10/1968	vs. New Orleans Saints	Leroy Kelly	3 Rec., 104 Yards
11/17/1968	at Pittsburgh Steelers	Mit Morin	5 Rec., 103 Yards
11/24/1968	vs. Philadelphia Eagles	Mit Morin	2 Rec., 108 Yards
12/1/1968	vs. New York Giants	Paul Warfield	6 Rec., 137 Yards
12/8/1968	at Washington Redskins	Mit Morin	6 Rec., 133 Yards
12/14/1968	at St. Louis Cardinals	Paul Warfield	3 Rec., 104 Yards

START

PLAYERS

2021 SEASON

HISTORY

RECORDS

GAME DAY

STAFF

DATE	OPPONENT	PLAYER	REC, YARDS
10/5/1969	vs. Detroit Lions	Paul Warfield	7 Rec., 106 Yards
10/18/1969	vs. Pittsburgh Steelers	Gary Collins	7 Rec., 103 Yards
11/2/1969	vs. Dallas Cowboys	Milt Morin	7 Rec., 101 Yards
11/16/1969	at Pittsburgh Steelers	Paul Warfield	5 Rec., 132 Yards
11/30/1969	at Chicago Bears	Gary Collins	6 Rec., 126 Yards
12/14/1969	at St. Louis Cardinals	Paul Warfield	4 Rec., 119 Yards
9/27/1970	at San Francisco 49ers	Fair Hooker	4 Rec., 157 Yards
11/22/1970	vs. Houston Oilers	Chip Glass	3 Rec., 102 Yards
10/10/1971	vs. Pittsburgh Steelers	Milt Morin	8 Rec., 126 Yards
11/14/1971	at Kansas City Chiefs	Frank Pitts	5 Rec., 129 Yards
12/5/1971	vs. Cincinnati Bengals	Frank Pitts	5 Rec., 103 Yards
10/1/1972	vs. Cincinnati Bengals	Frank Pitts	4 Rec., 105 Yards
10/27/1974	vs. Denver Broncos	Hugh McKinnis	6 Rec., 111 Yards
11/23/1975	vs. Cincinnati Bengals	Greg Pruitt	7 Rec., 106 Yards
12/14/1975	vs. Kansas City Chiefs	Reggie Rucker	6 Rec., 130 Yards
10/3/1976	vs. Cincinnati Bengals	Reggie Rucker	9 Rec., 141 Yards
11/13/1977	at Pittsburgh Steelers	Reggie Rucker	4 Rec., 104 Yards
9/3/1978	vs. San Francisco 49ers	Reggie Rucker	3 Rec., 113 Yards
11/5/1978	at Houston Oilers	Ozzie Newsome*	4 Rec., 124 Yards
11/19/1978	at Baltimore Colts	Reggie Rucker	6 Rec., 123 Yards
11/19/1978	at Baltimore Colts	Calvin Hill	3 Rec., 113 Yards
9/2/1979	at New York Jets	Dave Logan	6 Rec., 115 Yards
11/4/1979	at Philadelphia Eagles	Reggie Rucker	5 Rec., 106 Yards
11/18/1979	vs. Miami Dolphins	Reggie Rucker	9 Rec., 177 Yards
11/25/1979	at Pittsburgh Steelers	Dave Logan	7 Rec., 135 Yards
9/21/1980	vs. Kansas City Chiefs	Charles White*	7 Rec., 100 Yards
10/26/1980	vs. Pittsburgh Steelers	Dave Logan	8 Rec., 131 Yards
12/7/1980	vs. New York Jets	Reggie Rucker	5 Rec., 108 Yards
10/11/1981	at Pittsburgh Steelers	Ozzie Newsome	5 Rec., 120 Yards
10/18/1981	vs. New Orleans Saints	Greg Pruitt	7 Rec., 113 Yards
10/25/1981	vs. Baltimore Colts	Greg Pruitt	9 Rec., 104 Yards
12/20/1981	at Seattle Seahawks	Dave Logan	5 Rec., 101 Yards
9/19/1982	vs. Philadelphia Eagles	Ozzie Newsome	8 Rec., 122 Yards
12/5/1982	vs. San Diego Chargers	Ozzie Newsome	10 Rec., 140 Yards
1/2/1983	at Pittsburgh Steelers	Ozzie Newsome	9 Rec., 123 Yards
1/2/1983	at Pittsburgh Steelers	Ricky Feacher	7 Rec., 109 Yards
1/8/1983	at Los Angeles Raiders (playoffs)	Ricky Feacher	4 Rec., 124 Yards
9/25/1983	at San Diego Chargers	Dave Logan	8 Rec., 121 Yards
10/16/1983	at Pittsburgh Steelers	Ozzie Newsome	9 Rec., 103 Yards
11/27/1983	vs. Baltimore Colts	Ozzie Newsome	8 Rec., 108 Yards
9/16/1984	vs. Denver Broncos	Dunel Harris	5 Rec., 104 Yards
10/7/1984	vs. New England Patriots	Dunel Harris	8 Rec., 136 Yards
10/14/1984	vs. New York Jets	Ozzie Newsome	14 Rec., 191 Yards
11/25/1984	vs. Houston Oilers	Ozzie Newsome	10 Rec., 102 Yards
10/6/1985	vs. New England Patriots	Brian Brennan	7 Rec., 104 Yards
10/13/1985	at Houston Oilers	Clarence Weathers	3 Rec., 146 Yards
9/14/1986	at Houston Oilers	Reggie Langhorne	3 Rec., 115 Yards
10/5/1986	at Pittsburgh Steelers	Reggie Langhorne	4 Rec., 108 Yards
11/23/1986	vs. Pittsburgh Steelers	Webster Slaughter*	6 Rec., 134 Yards
12/21/1986	vs. San Diego Chargers	Brian Brennan	7 Rec., 176 Yards
1/3/1987	vs. New York Jets (playoffs)	Ozzie Newsome	6 Rec., 114 Yards
10/18/1987	at Cincinnati Bengals	Brian Brennan	10 Rec., 139 Yards
12/13/1987	vs. Cincinnati Bengals	Webster Slaughter	5 Rec., 119 Yards
12/20/1987	at Los Angeles Raiders	Webster Slaughter	7 Rec., 115 Yards
1/17/1988	at Denver Broncos (playoffs)	Earnest Byner	7 Rec., 120 Yards
10/30/1988	vs. Cincinnati Bengals	Clarence Weathers	7 Rec., 140 Yards
12/18/1988	vs. Houston Oilers	Webster Slaughter	6 Rec., 136 Yards
10/15/1989	vs. Pittsburgh Steelers	Webster Slaughter	7 Rec., 106 Yards
10/23/1989	vs. Chicago Bears	Webster Slaughter	8 Rec., 186 Yards
10/29/1989	vs. Houston Oilers	Webster Slaughter	4 Rec., 184 Yards
12/10/1989	at Indianapolis Colts	Webster Slaughter	6 Rec., 152 Yards
12/17/1989	vs. Minnesota Vikings	Reggie Langhorne	6 Rec., 140 Yards
1/6/1990	vs. Buffalo Bills (playoffs)	Webster Slaughter	3 Rec., 114 Yards
10/8/1990	at Denver Broncos	Webster Slaughter	7 Rec., 123 Yards
11/18/1990	vs. Houston Oilers	Webster Slaughter	6 Rec., 104 Yards
12/30/1990	at Cincinnati Bengals	Webster Slaughter	6 Rec., 115 Yards
9/15/1991	vs. Cincinnati Bengals	Webster Slaughter	8 Rec., 107 Yards
11/3/1991	at Cincinnati Bengals	Webster Slaughter	5 Rec., 107 Yards
11/17/1991	at Houston Oilers	Leroy Hoard	10 Rec., 107 Yards
12/22/1991	at Pittsburgh Steelers	Webster Slaughter	11 Rec., 138 Yards
9/20/1992	at Los Angeles Raiders	Eric Metcalf	5 Rec., 177 Yards
11/15/1992	vs. San Diego Chargers	Lawyer Tillman	8 Rec., 148 Yards
9/13/1993	vs. San Francisco 49ers	Michael Jackson	5 Rec., 105 Yards
10/24/1993	vs. Pittsburgh Steelers	Michael Jackson	2 Rec., 106 Yards
11/21/1993	vs. Houston Oilers	Mark Carrier	7 Rec., 123 Yards
12/12/1993	at Houston Oilers	Eric Metcalf	5 Rec., 101 Yards
1/2/1994	at Pittsburgh Steelers	Mark Carrier	4 Rec., 118 Yards
9/18/1994	vs. Arizona Cardinals	Derrick Alexander*	6 Rec., 136 Yards
10/2/1994	vs. New York Jets	Derrick Alexander*	7 Rec., 105 Yards
12/4/1994	vs. New York Giants	Derrick Alexander*	7 Rec., 171 Yards
1/1/1995	vs. New England Patriots (playoffs)	Michael Jackson	7 Rec., 122 Yards

PLAYERS

2021 SEASON

HISTORY

RECORDS

GAME DAY

DATE	OPPONENT	PLAYER	REC, YARDS
9/3/1995	at New England Patriots	Michael Jackson	7 Rec., 157 Yards
10/2/1995	vs. Buffalo Bills	Andre Rison	6 Rec., 126 Yards
10/22/1995	vs. Jacksonville Jaguars	Rico Smith	6 Rec., 106 Yards
10/29/1995	at Cincinnati Bengals	Andre Rison	7 Rec., 173 Yards
11/19/1995	vs. Green Bay Packers	Keenan McCardell	4 Rec., 102 Yards
12/24/1995	at Jacksonville Jaguars	Michael Jackson	7 Rec., 130 Yards
10/3/1999	vs. New England Patriots	Kevin Johnson*	6 Rec., 131 Yards
12/12/1999	at Cincinnati Bengals	Kevin Johnson*	7 Rec., 135 Yards
12/19/1999	vs. Jacksonville Jaguars	Darrin Chiaverini*	10 Rec., 108 Yards
10/1/2000	vs. Baltimore Ravens	David Patten	7 Rec., 113 Yards
10/29/2000	vs. Cincinnati Bengals	Kevin Johnson	6 Rec., 102 Yards
10/14/2001	at Cincinnati Bengals	Kevin Johnson	8 Rec., 153 Yards
11/25/2001	vs. Cincinnati Bengals	Kevin Johnson	6 Rec., 113 Yards
9/8/2002	vs. Kansas City Chiefs	Quincy Morgan	9 Rec., 151 Yards
10/6/2002	vs. Baltimore Ravens	Dennis Northcutt	8 Rec., 165 Yards
12/8/2002	at Jacksonville Jaguars	Quincy Morgan	3 Rec., 118 Yards
1/5/2003	at Pittsburgh Steelers (playoffs)	Kevin Johnson	4 Rec., 140 Yards
9/21/2003	at San Francisco 49ers	Kevin Johnson	11 Rec., 109 Yards
11/16/2003	vs. Arizona Cardinals	Andre Davis	7 Rec., 117 Yards
11/16/2003	vs. Arizona Cardinals	Quincy Morgan	5 Rec., 116 Yards
12/14/2003	at Denver Broncos	Dennis Northcutt	3 Rec., 115 Yards
10/10/2004	at Pittsburgh Steelers	Andre Davis	5 Rec., 101 Yards
10/17/2004	vs. Cincinnati Bengals	Lee Suggs	5 Rec., 100 Yards
11/28/2004	at Cincinnati Bengals	Antonio Bryant	8 Rec., 131 Yards
12/5/2004	vs. New England Patriots	Antonio Bryant	7 Rec., 115 Yards
12/26/2004	at Miami Dolphins	Dennis Northcutt	4 Rec., 114 Yards
9/11/2005	vs. Cincinnati Bengals	Frisman Jackson	8 Rec., 128 Yards
9/18/2005	at Green Bay Packers	Braylon Edwards*	3 Rec., 107 Yards
9/18/2005	at Green Bay Packers	Steve Heiden	6 Rec., 104 Yards
1/1/2006	vs. Baltimore Ravens	Antonio Bryant	9 Rec., 123 Yards
9/17/2006	at Cincinnati Bengals	Braylon Edwards	4 Rec., 110 Yards
9/24/2006	vs. Baltimore Ravens	Braylon Edwards	5 Rec., 116 Yards
11/19/2006	vs. Pittsburgh Steelers	Braylon Edwards	7 Rec., 137 Yards
12/7/2006	at Pittsburgh Steelers	Joe Jurevicius	7 Rec., 111 Yards
9/16/2007	vs. Cincinnati Bengals	Kellen Winslow	6 Rec., 100 Yards
9/16/2007	vs. Cincinnati Bengals	Braylon Edwards	8 Rec., 146 Yards
10/7/2007	at New England Patriots	Braylon Edwards	6 Rec., 110 Yards
10/28/2007	at St. Louis Rams	Braylon Edwards	8 Rec., 117 Yards
11/4/2007	vs. Seattle Seahawks	Kellen Winslow	11 Rec., 125 Yards
11/25/2007	vs. Houston Texans	Kellen Winslow	10 Rec., 107 Yards
12/2/2007	at Arizona Cardinals	Braylon Edwards	7 Rec., 149 Yards
10/13/2008	vs. New York Giants	Braylon Edwards	5 Rec., 154 Yards
11/17/2008	at Buffalo Bills	Braylon Edwards	8 Rec., 104 Yards
12/15/2008	at Philadelphia Eagles	Braylon Edwards	5 Rec., 102 Yards
10/4/2009	vs. Cincinnati Bengals	Mohamed Massaquoi*	8 Rec., 148 Yards
11/22/2009	at Detroit Lions	Mohamed Massaquoi*	5 Rec., 115 Yards
12/5/2010	at Miami Dolphins	Benjamin Watson	10 Rec., 100 Yards
12/18/2011	at Arizona Cardinals	Greg Little*	5 Rec., 131 Yards
12/2/2012	at Oakland Raiders	Josh Gordon*	6 Rec., 116 Yards
9/8/2013	vs. Miami Dolphins	Jordan Cameron	9 Rec., 108 Yards
9/22/2013	at Minnesota Vikings	Josh Gordon	10 Rec., 146 Yards
10/13/2013	vs. Detroit Lions	Josh Gordon	7 Rec., 126 Yards
10/27/2013	at Kansas City Chiefs	Josh Gordon	5 Rec., 132 Yards
11/3/2013	vs. Baltimore Ravens	Greg Little	7 Rec., 122 Yards
11/17/2013	at Cincinnati Bengals	Josh Gordon	5 Rec., 125 Yards
11/24/2013	vs. Pittsburgh Steelers	Josh Gordon	14 Rec., 237 Yards
12/1/2013	vs. Jacksonville Jaguars	Josh Gordon	10 Rec., 261 Yards
12/8/2013	at New England Patriots	Jordan Cameron	9 Rec., 121 Yards
12/8/2013	at New England Patriots	Josh Gordon	7 Rec., 151 Yards
10/12/2014	vs. Pittsburgh Steelers	Jordan Cameron	3 Rec., 102 Yards
10/19/2014	at Jacksonville Jaguars	Andrew Hawkins	5 Rec., 112 Yards
11/23/2014	at Atlanta Falcons	Josh Gordon	8 Rec., 120 Yards
9/20/2015	vs. Tennessee Titans	Travis Benjamin	3 Rec., 115 Yards
9/27/2015	vs. Oakland Raiders	Gary Barnidge	6 Rec., 105 Yards
10/11/2015	at Baltimore Ravens	Gary Barnidge	8 Rec., 139 Yards
10/18/2015	vs. Denver Broncos	Travis Benjamin	9 Rec., 117 Yards
10/25/2015	at St. Louis Rams	Gary Barnidge	6 Rec., 101 Yards
11/15/2015	at Pittsburgh Steelers	Travis Benjamin	7 Rec., 113 Yards
12/13/2015	vs. San Francisco 49ers	Brian Hartline	8 Rec., 107 Yards
9/18/2016	vs. Baltimore Ravens	Corey Coleman*	5 Rec., 104 Yards
9/25/2016	at Miami Dolphins	Terrelle Pryor Sr.	8 Rec., 144 Yards
10/30/2016	vs. New York Jets	Terrelle Pryor Sr.	6 Rec., 101 Yards
11/27/2016	vs. New York Giants	Terrelle Pryor Sr.	6 Rec., 131 Yards
12/31/2017	at Pittsburgh Steelers	Josh Gordon	4 Rec., 115 Yards
9/9/2018	vs. Pittsburgh Steelers	Jarvis Landry	7 Rec., 106 Yards
9/20/2018	vs. New York Jets	Jarvis Landry	8 Rec., 103 Yards
12/2/2018	at Houston Texans	Jarvis Landry	6 Rec., 103 Yards
12/30/2018	at Baltimore Ravens	Jarvis Landry	5 Rec., 102 Yards
9/16/2019	at New York Jets	Odell Beckham Jr.	6 Rec., 161 Yards
9/29/2019	at Baltimore Ravens	Jarvis Landry	8 Rec., 167 Yards
10/13/2019	vs. Seattle Seahawks	Odell Beckham Jr.	6 Rec., 101 Yards
11/24/2019	vs. Miami Dolphins	Jarvis Landry	10 Rec., 148 Yards
10/25/2020	at Cincinnati Bengals	Rashard Higgins	6 Rec., 110 Yards
11/29/2020	at Jacksonville Jaguars	Jarvis Landry	8 Rec., 143 Yards
10/10/2021	at Los Angeles Chargers	David Njoku	7 Rec., 149 Yards
10/17/2021	vs. Arizona Cardinals	Donovan Peoples-Jones	4 Rec., 101 Yards
11/28/2021	at Baltimore Ravens	Jarvis Landry	6 Rec., 111 Yards

*Denotes Rookie



GAME DAY



FirstEnergy Stadium is home not only to a storied football franchise but also to a dedicated, passionate group of people who are the world's greatest fans. At FirstEnergy Stadium, fans take pride in supporting their team in a safe, enthusiastic and family-oriented atmosphere. This special combination of sportsmanship and exhilaration makes Sunday afternoons with the Browns a memorable experience.

FirstEnergy Stadium was built on the hallowed ground of the old Municipal Stadium. The lakefront is home of the Cleveland Browns, where the legendary Coach Paul Brown established Cleveland's first football dynasty in the 1940s and 16 Cleveland Browns established their credentials for induction into the Pro Football Hall of Fame in Canton. In 2010, the team's Pro Football Hall of Fame enshrinees were further honored by the unveiling of their names in the Ring of Honor, which recognizes their contributions to the Cleveland Browns organization. The names of these 17 greats, as well as LB Clay Matthews, who was added in 2019, are now permanently displayed on the facade of the stadium's upper deck, while Joe Thomas' historic consecutive offensive snaps played streak was recognized when "10,363" was placed in the Ring of Honor and unveiled in 2018.

FirstEnergy Stadium is a celebration of the city's renaissance, drawing people to the lakefront every day. The crown jewel of the North Coast Harbor, FirstEnergy Stadium is located next to the Rock & Roll Hall of Fame and the Great Lakes Science Center. While on the south side of the stadium, fans can grab items to represent their favorite team at the Pro Shop, where proceeds from purchases within the location are then donated to benefit the Northeast Ohio community.

NOT JUST FOR BROWNS GAMES


FirstEnergy Stadium also plays host to various major events and is available for private functions such as wedding receptions, proms, holiday parties and business luncheons. In 2017 and 2019, the stadium played host to international soccer doubleheaders featuring the U.S. Men's National Team during the Concacaf Gold Cup. In 2018, FirstEnergy Stadium also welcomed the U.S. Soccer Women's National Team for a friendly against China PR and two major stadium concert tours – Taylor Swift's reputation tour and the JAY-Z and Beyoncé OTR II tour. In 2022, the venue hosted Def Leppard and Motley Crue for "The Stadium Tour" and Monster Jam, followed by an MGK concert and the Top Golf Live Stadium Tour late in the summer months.

In 2017, the facility also hosted a U2 concert. On June 5, 2016, the stadium welcomed the U.S. Soccer Women's National Team for the second leg of a two-game friendly series against Japan.

In 2015, FirstEnergy Stadium welcomed One Direction and Luke Bryan for top-notch concerts. In 2012, "The Brothers of the Sun Tour," featuring Kenny Chesney and Tim McGraw, came to FirstEnergy Stadium. The stadium has also played host to Kenny Chesney concerts in 2007 and 2008, as well as The Three Tenors (2000), George Strait (2000) and *NSYNC (2001).

On May 29, 2013, the U.S. Men's National Team hosted Belgium for the first international soccer match at the stadium since 2006. On six occasions since 2005, the High School Charity Games have been staged at FirstEnergy Stadium, showcasing some of the top area high school football talent. College football has been a regular on FirstEnergy Stadium's docket. On September 21, 2013, Tuskegee University and Winston Salem State University squared off in the Third Annual Cleveland Classic HBCU football game. From 2006-2013, a college game was played at the stadium each year except 2010.

FIRSTENERGY STADIUM RENOVATION, 2014-15



In 2015, the Browns completed a two-year, \$125 million modernization project that was launched by Dee and Jimmy Haslam in 2013. The Browns, with the City of Cleveland and Mayor Frank Jackson's support, now provide the team and its fans a top-tier NFL facility, one with a significant home-field advantage charged by the Dawg Pound.

"This renovation is a result of wanting to create the best fan experience in the NFL, and also to create a venue to attract other world-class events at FirstEnergy Stadium," said Jimmy Haslam. "We realize the transformative opportunity of this investment for the City of Cleveland. We're excited to reward our fans and the community with the experience they deserve."

All facets of the renovation were incorporated with the mission to provide Browns fans an enhanced in-game experience, while also improving the team's home-field advantage, bolstered by the NFL's most loyal and passionate fan base.

In 2015, the modernization revitalized the look and feel of the stadium's external and internal features, creating a vibrant environment that highlights Cleveland and the Browns' illustrious history. In addition to upgrading lighting, signage and way-finding throughout the concourses, high-definition graphics inside and outside the stadium now depict current players, Browns legends, the historic Dawg Pound and the best fans in the league.

During Phase II, the Browns also increased the availability of Cleveland chef partner options and general concessions for all fans, focusing on Cleveland tastes. Renovated dining locations and upgraded food and beverage amenities were added, including new concepts and offerings, in addition to modernized facades, signage, menu boards and way-finding throughout the stadium. All 35 permanent concession stands were remodeled.




Prior to the start of the 2021 season, the team installed and fully optimized a new WiFi system to offer fans increased access through their mobile devices, including to track stats and scores across the league and additional team information through the Browns Mobile App.

In an effort to further highlight the team's connection to Cleveland and its thriving food scene, celebrity chef concepts, including Rocco Whalen's Great Lakes Cheesesteaks, are now featured in the 100 and 500 levels of the stadium.

The Browns began their food and beverage transformation through an expanded partnership with Aramark, which in 2014 became FirstEnergy Stadium's general concessionaire after serving as the facility's premium dining and catering company since 2012. During Phase I, the team incorporated menu items from many of Cleveland's award-winning chefs that previously were only available in premium areas. The first stage of the renovation created new stands in general concession locations, highlighted by Symon's B Spot in the west end zone and a new concept from Whalen, Great Lakes Cheesesteaks, in the east end zone.

In the second phase, the team also modernized premium areas, including upgrading all club seats and suites, while adding more top-level entertainment areas. A field-level hospitality location has been constructed opposite of the Browns' locker room, while the north and south clubs and upper- and lower-level suites were restructured and refurbished, with every facet of each area receiving fresh upgrades.



FIRSTENERGY STADIUM VIDEO BOARD QUICK FACTS

- Approximately 6,900 square feet, nearly triple the size of the old units
- Built by Daktronics
- 15HD pixel layout
- Measure 40 feet x 192 feet – 192 feet across the top, 178 feet across the middle, 132 feet across the middle
- Equivalent in size to 645 60-inch HD television sets
- Comparable in size to the avg. U.S. home (2,200 square feet), plus a full-size basketball court (4,700 square feet)
- 32 feet lower and 56 feet closer to the field

During Phase I, the Browns installed two new angled video boards that measure approximately 6,900 square feet, nearly triple the size of the old units. The boards, which are equivalent in size to 645 60-inch HD televisions, are 32 feet lower and 56 feet closer to the field, further enhancing their impact on all fans' viewing experience. New LED video boards, which feature stats, scores and information, as well as new and upgraded LED ribbon boards, were installed throughout the stadium.

The new video elements are complemented by an entirely new audio system, delivering crisper, clearer audio throughout the stadium. The main bowl's system was entirely replaced with best-in-class audio equipment, and is supported by additional speaker locations throughout the complex that improved clarity to previously shadowed areas. With the new video and audio systems, the Browns have incorporated state-of-the-art technologies that impress fans with high-level scoreboard programming and concert-quality sound.

In 2014, the project also increased the lower bowl's seating capacity while improving sightlines. Many Browns fans are now seated closer to the field and observe dramatically better views of the game, fostering a more intimate environment while enhancing the team's home-field advantage. In addition to creating more prime locations for fans, the Browns expanded ADA seating in the project's first phase.

Easing in-stadium access for fans was another priority in the renovation's initial stage. Two escalators were installed in both the east and west end zones to ensure the most fluid, convenient movement in and between stadium levels. There are now 12 escalators that provide access to stadium concourses, including direct access to the 300 and 500 levels.

For the first time in 2014, FirstEnergy Stadium featured fan decks that host unique engagement areas in both end zones. Each deck offers a special in-stadium viewing experience, with fans gaining access to new locations and activations while still being able to watch the game live.



CROSSCOUNTRY MORTGAGE CAMPUS

In July 2021, the Cleveland Browns and CrossCountry Mortgage, LLC, one of the nation's largest and fastest growing retail mortgage lenders, announced a long-term partnership that includes naming rights for the team's "CrossCountry Mortgage Campus" training and administrative complex in Berea. The building originally opened in August of 1991 and has undergone many renovations since its debut. The 115,000 square foot building has two floors, both of which have been renovated in recent years.

In addition to making significant investments to improve the CrossCountry Mortgage Campus in recent years which included an extension of their lease with the City of Berea, Haslam Sports Group has acquired a number of properties in the area surrounding the fields and main building, which opened in 1991. Plans are currently being developed to align with the team's strategic vision and ultimate expansion of its home at the CrossCountry Mortgage Campus. The primary goal is to ensure the Browns continue to provide the organization, players and Browns fans with first-class resources in all aspects of football and business operations, as well as enhanced opportunities to host additional events in the Northeast Ohio community.



Prior to the 2016 season, the Browns made significant upgrades to the building's exterior and interior, focusing primarily on improving player areas to provide the team's coaches and players with best-in-class resources, by adding 25,000 square feet and renovating an additional 25,000 square feet of the facility. In addition to increasing the size of office and meeting spaces, Cleveland redesigned the locker room, player meeting

rooms, player lounge, cafeteria and training room, including the installation of a lap pool and new hot and cold tubs.

During the 2013 offseason, the facility's second floor underwent a 36,000 square foot renovation. The new space boasts an open floor plan and was designed to create a vibrant, energetic and collaborative space for the club's football and business operations. The new space houses a state-of-the-art media studio where radio and television production take place in house.

Connected to the facility is the team's 60,000 square foot indoor field house. The facility also hosts four regulation-size natural grass practice fields ideal for year-round football operations, including the club's training camp.



The Cleveland Browns and City of Berea agreed to a lease amendment that guarantees the team's facility will remain in Berea through at least 2028.



CLEVELAND BROWNS TRAINING CAMP HISTORY

The CrossCountry Mortgage Campus hosted 2022 Browns training camp, which marked the 28th time (1992-95, 1999-2022) the team conducted training camp at the facility.

Bowling Green State University.....	1946-51
Hiram College.....	1952-74
Kent State University.....	1975-81
Lakeland Community College.....	1982-91
CrossCountry Mortgage Campus/Berea	1992-95, 1999-2022



CLEVELAND BROWNS LOGO HISTORY

The Cleveland Browns have had six primary logos during the team's history, the most recent of which was introduced prior to the 2015 season. Complementing the iconic helmet logo, the team has also used various secondary marks throughout its history, including ones to celebrate the Dawg Pound, the team's return to Cleveland in 1999 and other anniversaries.



In April 2020, the Browns debuted new uniforms that evoked the best memories of the storied franchise's past with a modern twist. Inspired by the AAFC and NFL champion squads of the 40s, 50s and 60s, the Kardiac Kids, the team's memorable run through the mid-80s and even some of the best memories in recent years, the Browns' updated look pays homage to the past while incorporating all of the modern technology of the Nike Vapor Untouchable Uniform, which provides the kind of wear-ability and comfort players expect in the modern NFL.

"We wanted to get back to the roots of who the Browns are," said Haslam Sports Group President and Browns Partner JW Johnson. "We've heard it from our fans and from our players. We needed to get back to our roots."

"As you look at iconic franchises like the Browns, the Bears, the Packers, the Cowboys – they're true to who they are. They're not doing a lot of changes and trying to make a lot of flashy moves with their uniforms. I think when we went through the process, it just felt right that we got back to who we are and who we'll always be."

With the platform of the unveiling, the Browns also supported the true heroes on the front lines of the COVID-19 global health crisis. The Browns launched the "Hats Off To Our Heroes" Fund, which focused on aiding health care professionals, first responders, educational professionals and other groups who are pivotal in the community year round and valiantly persisted as role models in the face of significant adversity due to coronavirus. In addition to personal donations from team members, partners and fans, the Browns committed 100 percent of the team's net proceeds from 2020 Browns jersey sales at FirstEnergy Stadium's Pro Shop, in partnership with Legends, and online through Fanatics for a significant period of time.

The Browns' updated look features brown jerseys with white numbers and white jerseys with brown numbers that will be worn with brown or white pants, both of which feature a brown stripe sandwiched by two orange stripes running down the side. The most common looks will be brown jerseys with white pants and white jerseys with brown pants. Both the tops and bottoms will include the traditional striping - three white stripes and two orange stripes on the brown jerseys and matching socks; three brown stripes and two orange stripes on the white jerseys and matching socks – that has been a core fixture on the team's uniforms throughout the vast majority of its history.

The Browns' helmet continues to feature a brown facemask, which was introduced in 2015, but will no longer include carbon fiber texture in the striping. Stitched inside the collar of every jersey is "1946," the year the team was founded. It replaces "DAWG POUND," which filled the spot from 2015-19. Additionally, all three jersey fronts will not feature a wordmark above the numbers for a cleaner finish.

"We just felt like getting back to our roots and going back to who we are and who we'll always be is a reason why we made this change," Johnson said. "We hope that our fans, alumni and players, who are obviously really excited about it, will be happy with the direction where we went."



WE'RE HERE
FOR OUR
HOMETOWN
TEAM.

AND OUR
HOMETOWN.



From gridiron gladiators to rec league warriors, we've got your back, Cleveland.

Learn how we're here for you at UHhospitals.org/Browns



THE OFFICIAL HEALTH CARE PARTNER **FOR YOU**
AND THE **CLEVELAND BROWNS**



BEST FANS. BEST ENERGY.

Share your energy #BestFanEnergy

FirstEnergy[®]