



2022

MEDIA GUIDE





KANSAS CITY CHIEFS

Table of Contents

Communications	03	All-Time Starting QBs	547
Founder	05	Game-by-Game Starting QBs	549
Chairman	07	All-Time Drafts	559
Executives	10	All-Time Practice Squad	570
Coaching Staff	38	All-Time Assistant Coaches and Coordinators	574
Personnel and Scouting	78	Playoff History	576
Football Support	99	Playoff Game Summaries	578
Athletic Training	99	AFC Championship Game Results	619
Equipment	99	NFC Championship Game Results	620
Video	100	Super Bowl Results	621
Grounds Crew	100	Honors	622
Business Staff	101	Pro Football Hall of Fame	622
2022 Chiefs Training Camp	108	Chiefs in the Pro Football Hall of Fame	623
Chiefs Preseason TV - A 65TPT Production	109	Other Pro Football Hall of Famers	636
Chiefs Radio Network	110	Chiefs Hall of Fame	640
Tico Sports - Chiefs Spanish Football Radio Network	112	Mack Lee Hill & Derrick Thomas Awards	654
Players	114	NFL Man of the Year Award	655
History	380	Pro Bowl Selections	657
Chiefs History	381	All-Time Honors	658
Chiefs Logo History	410	All-Time Honors	659
Chiefs Uniform History	411	All-League, All-Conference Honors	665
Origin of the term "Super Bowl"	416	Missouri Hall of Fame & All-Joe Team	673
Head Coaching History	417	Retired Jerseys	674
Yearly Stats	417	AFL All-Star Selections	675
All-time review	418	Records	676
Yearly Stats 2020s	419	Chiefs Individual Records	677
Yearly Stats 2010s	421	Team Records	693
Yearly Stats 2000s	431	Team Defensive Records	703
Yearly Stats 1990s	441	Opponent Records	708
Yearly Stats 1980s	451	Chiefs Individual Playoff Records	710
Yearly Stats 1970s	461	Chiefs Team Playoff Records	714
Yearly Stats 1960s	471	Playoff Team Defensive Records	716
Attendance and Records	480	Playoff Opponent Records	717
All-Time Attendance	481	Superlatives	719
Attendance Records & Home/Road Records	483	Superlatives	720
Chiefs vs. AFC West	484	Opponents' Superlatives	736
Chiefs vs. NFC	485	All-Time Miscellaneous Scores	750
Chiefs vs. the NFL	486	Year-By-Year Leaders	757
Chiefs in Primetime Contests	500	Career Leaders	774
Chiefs in Overtime	501	Longest Plays	783
Governor's Cup Series & Thanksgiving Day Games	502	Big Yardage Days	788
Chiefs in International Contests	503	Chiefs Record When...	792
Stadium History	506	Postseason Superlatives	792
Homes of the Chiefs	507	Postseason Superlatives	793
Arrowhead's Football Tradition	510	Postseason Opponent Superlatives	796
College Football at Arrowhead	511	Postseason All-Time Miscellaneous Scores	797
Major Arrowhead Events	513	Postseason Career Leaders	798
Player & Coach History	513	Postseason Longest Plays	803
All-Time Alphabetical Roster	514	Postseason Big Yardage Days	805
All-Time Numerical Roster	533	Postseason Chiefs Record When...	806
All-Time Roster by Colleges	545	New Section #113	807




COMMUNICATIONS CONTACTS AND INFORMATION



TED CREWS
EXECUTIVE VICE
PRESIDENT OF
COMMUNICATIONS



BRAD GEE
VICE PRESIDENT OF
FOOTBALL
COMMUNICATIONS



LUKE SHANNO
SENIOR DIRECTOR OF
CORPORATE
COMMUNICATIONS



CYDNEY GLAZE
DIRECTOR OF
COMMUNICATIONS AND
ADMINISTRATION

CONTACT INFORMATION

STAFF MEMBER	OFFICE PHONE	EMAIL ADDRESS
Ted Crews	(816) 920-4359	tcrews@chiefs.nfl.com
Brad Gee	(816) 920-4349	bgee@chiefs.nfl.com
Luke Shanno	(816) 920-4351	lshanno@chiefs.nfl.com
Cydney Ricker	(816) 920-4352	cricker@chiefs.nfl.com

PR Phone: (816) 920-4352

PR Fax: (816) 923-4719

MEDIA GUIDE & MEDIA WEBSITE

The site is designed to be a one-stop-shop for all users, providing the standard media guide materials, as well as featuring an in-game statistics monitoring platform using official NFL statistics through GSIS. The site offers users the opportunity to generate a full PDF of updated material, including player biographies and records throughout the season.

MEDIA POLICIES

GEHA Field at Arrowhead Info: The Press Box and Radio Booths at GEHA Field at Arrowhead are located on the Press Level (Level 9). Enter the Tower Gate on the south side of the stadium. Use the west elevators to access Level 9. The Press Box and Radio Booths are located directly off the elevators. The network television booth can be accessed via the Broadcast Lounge located on the Plaza Level (Level 3).

Media Will Call Location: Media will call is in a ticket window on the south side of GEHA Field at Arrowhead Stadium located to the left of the Tower Gate entrance.

Photo Work Room: The Photo Work Room is located in the E-Tunnel up a short set of stairs on the left hand side as you're approaching the field.

Credential Requests: The link to the Chiefs Media Credential Request Application can be found by visiting NFLOMG.com. All requests must be submitted by 5 p.m. at least 5 days prior to the day of the game.

Practice: During the regular season, local media is permitted to attend practice for stretching and individual drills Wednesday through Friday. Check with Chiefs Communications on specific times and policies.

Interview Requests: All interview requests for General Manager Brett Veach, Head Coach Andy Reid, the coaching staff and team executives should be made well in advance to Ted Crews. All other interview requests may be made to any member of the Chiefs Communications staff.


Head Coach Availability: Head Coach Andy Reid is available to the media on Wednesday and Friday during the week, in addition to his weekly press conference on Mondays. Days and times are subject to change. Please check with the Chiefs Communications staff for updates.

Player Availability: During the regular season, players are available to the media for a minimum of 45 minutes following the conclusion of practice each day. Requests for one-on-one interviews and other special requests should be coordinated through Chiefs Communications in advance.



LAMAR HUNT

FOUNDER



The National Football League and the American sports community lost a true treasure on December 13, 2006 when Chiefs Founder Lamar Hunt passed away in Dallas, Texas, at the age of 74. Hunt was originally diagnosed with prostate cancer in 1998 and quietly underwent many treatments and surgeries over the next eight years. He maintained his active schedule until entering the hospital for the final time on Nov. 22, 2006. He is survived by his wife, Norma, and four children; Lamar Jr., Sharron, Clark and Daniel. His family now includes 16 grandchildren and seven great-grandchildren.

Hunt is universally recognized as one of the greatest sportsmen in American history. No one would have savored the 50th anniversary celebrations for the American Football League and the Chiefs franchise in 2009 or the celebration of the team's 50th season in Kansas City during 2012 more than Hunt, the individual who served as the guiding force behind the formation of both football entities. Hunt served as a positive influence on the game for 47 years dating back to his inception of the American Football League in 1959. He was the first AFL figure to be enshrined into the Pro Football Hall of Fame in 1972, a remarkable feat considering he became involved in the game just 13 years earlier. As the catalyst who brought together the whimsically named "Foolish Club" comprised of the eight original AFL owners, Hunt's "impossible dream" became a reality when his fledgling league took the field for the 1960 season.

On June 8, 1966, the AFL-NFL merger was announced by NFL Commissioner Pete Rozelle, and on Jan. 15, 1967, Hunt's Kansas City Chiefs were participating in the inaugural Super Bowl. "Before there was a player, coach or a general manager in the league, there was Lamar Hunt," late Patriots owner William Sullivan remarked at Hunt's Hall of Fame induction ceremony. "Hunt was the cornerstone, the integrity of the league. Without him, there would have been no AFL."

Despite his many accomplishments, Hunt's humility was one of his most unwavering and endearing traits. While he modestly declined to take credit for his efforts, he truly played an important role in the design, ongoing development and direction of the modern-day National Football League. Whether it was serving as the central figure behind the formation of the AFL, playing a key role in the AFL-NFL merger talks in the 1960s, or overseeing many crucial issues concerning pro football and the Chiefs franchise over five decades, few individuals helped change the face of America's favorite game for the better as much as this quiet Texan.

In addition to being a principal negotiator in the merger of the AFL and NFL in the late 1960s, he was a contributor to the design of the NFL playoff format. He is also credited with unintentionally

putting the name "Super Bowl" on the NFL's championship game — the name coming from his children's toy "Super Ball." It was Hunt who not only recommended enumerating each Super Bowl with Roman numerals, but he also suggested that the league's iconic championship trophy bear the name of Vince Lombardi. For years, he was an advocate of the two-point conversion — a college and AFL rule that was finally adopted by the NFL in 1994. Hunt had also lobbied for many years that an additional Thanksgiving game be added to the NFL schedule, efforts that were rewarded when the Chiefs hosted the first-ever Thanksgiving contest at Arrowhead in 2006.



Chiefs Founder Lamar Hunt holds for his son, future Chiefs Chairman and CEO Clark Hunt.

When Arrowhead Stadium re-opened in 2010, Hunt's legacy was honored in Founder's Plaza, an expansive outdoor area that forms a dramatic entrance to the north side of the facility. A nine-foot heroic statue of Hunt stands as a tribute to the Chiefs late founder. In addition, eight fountains for the original eight AFL franchises symbolize Lamar's innovation and dedication to growing the game of football. Perhaps Hunt's biggest influence on the league was his quiet, yet persuasive voice of reason. Hunt's name is rightfully mentioned alongside other legendary family surnames in pro football history such as Halas, Mara and Rooney for his commitment to putting the betterment of the league ahead of any potential individual gain. His AFL model for the equal sharing of television revenue has helped maintain competitive balance in the NFL for many years. As the founder of the AFL, he helped pave the way for much of the modern growth of pro football. Possibly the greatest tribute to his contributions to the sport was the naming of the Lamar Hunt Trophy, which is presented annually to the champion of the American Football



Conference. The franchise hoisted the Lamar Hunt Trophy for the first time following the 2019 season, and retained it as AFC Champions following the 2020 season.

The early days of the AFL were problem-filled and often tenuous, but Hunt saw his Dallas Texans achieve on-field success. In 1962, the Texans won the AFL Championship with a double-OT victory over the Houston Oilers, the first of three titles won by his franchise during the league's 10-year existence. Hunt moved his team to Kansas City in 1963, where the organization was renamed the Chiefs.

His team truly put Kansas City on the "big-league" map, thanks to a star-studded squad that was the winningest in the 10-year history of the AFL. The Chiefs were among the first teams to scout and sign players from historically black colleges and universities, a progressive approach that yielded key performers such as DT Buck Buchanan, LB Willie Lanier, WR Otis Taylor and CB Emmitt Thomas. Hunt's team repeated as league champions in both 1966 and 1969. The Chiefs claimed Kansas City's first major sports championship by defeating Minnesota in Super Bowl IV.

In the late 1960s, Hunt was closely involved in the original plans for what is now GEHA Field at Arrowhead Stadium. While other venues of a similar vintage have long since been demolished, the stadium continues to serve as a point of pride for Kansas City. Thanks in large part to the vision and lobbying efforts of Hunt, Jackson County (Missouri) voters approved a 3/8 cent sales tax in April of 2006. That measure raised \$250 million for renovation efforts. Hunt's longtime dream of hosting a Super Bowl in Kansas City appeared to become a reality when NFL Commissioner Paul Tagliabue announced on November 16, 2005 that NFL owners had passed a proposal to bring the NFL's championship game to Kansas City in February of 2015. Unfortunately, a provision in the April 2006 election that would have resurrected the "rolling roof" concept for the stadium did not pass. The "rolling roof" was part of Hunt's initial vision for Arrowhead in the 1960s. In its 21st century incarnation, the "rolling roof" would have provided a climate-controlled facility suitable for hosting the Super Bowl, the Final Four and other major events. Hunt also worked diligently to bring college football to Kansas City. Arrowhead hosted the Dr Pepper Big 12 Conference Championship Game for the fifth time in 2008. In addition to numerous other college football games, the stadium also served as a venue for international soccer matches thanks to Hunt.

During the 1990s, Hunt took great pride in his franchise's on-field resurgence as Kansas City compiled a 102-58 (.638) regular season record. Under Hunt's stewardship, the Chiefs developed an intensely-loyal fan following, not just in mid-America, but across the country and around the globe. Kansas City represented the NFL in four American Bowl contests — Berlin, Germany (1990), Tokyo, Japan (1994, 1998) and Monterrey, Mexico (1996) and has since gone on to host a game in London (2015) and play in Mexico City (2019).

Nicknamed "Games" during his childhood, Hunt's love of sports was his true lifeblood, an enthusiasm which led to his involvement in six different professional sports leagues and seven sports franchises. Hunt was involved in the development of both NASL and World Championship Tennis.

Hunt was inducted into the respective Halls of Fame of both

United States Soccer (1982) and International Tennis (1993). He was also honored by the state Sports Halls of Fame of both Texas (1984) and Missouri (1995). In total, Hunt has been selected to 11 "Halls of Fame."

In 2008, Hunt's bust was added to the "Hall of Famous Missourians" at the state capitol in Jefferson City, Missouri. In 1981, Hunt was inducted into the NFL Alumni Association's prestigious Order of the Leather Helmet. He also received the Francis J. "Reds" Bagnell Award from the Maxwell Club in 1993.

In August of 2009, the Lamar Hunt Super Bowl Gallery officially opened at the Pro Football Hall of Fame in Canton, Ohio. This 4,000-square foot exhibit showcases the greatest moments in Super Bowl history and is appropriately named after the individual who gave the world's biggest single-game sporting spectacle its current moniker. In October of 2009, the Missouri DOT officially designated a stretch of I-435 near the Truman Sports Complex as the "Lamar Hunt Memorial Highway."

Truly a sportsman for all seasons, Soccer America Magazine named Hunt one of its "25 Most Influential People" in 1999 after the 95-year-old U.S. Open Cup was renamed the "Lamar Hunt U.S. Open Cup." That same year he also received the U.S. Soccer Federation Hall of Fame Medal of Honor, joining former U.S. Soccer President Alan Rothenberg as the only other individual to earn that prestigious distinction. In 2005, the U.S. Soccer Foundation honored Hunt with its Lifetime Achievement Award.

The Hunt family served as the Investor/Operators of the Kansas City Wizards (Sporting KC) franchise of Major League Soccer from 1995-2006 and claimed the 2000 MLS Cup. They also founded and operated the Columbus Crew for 18 years, eventually selling the operating rights of the Crew in 2013. The Hunt family still oversees the operations of FC Dallas. Hunt was also one of the founding investors in the six-time World Champion Chicago Bulls of the National Basketball Association. In total, the Hunt family owns 16 championship rings from five different professional sports associations (AFL/NFL, MLS, NBA, NASL and the U.S. Soccer "Open Cup").

A highly-successful businessman outside of sports, one of Hunt's most notable innovations was SubTropolis, the world's largest underground business complex, located just north of GEHA Field at Arrowhead Stadium. Hunt also envisioned and developed Worlds of Fun, a 165-acre family entertainment complex which opened in 1973, as well as the 60-acre family water recreation park, Oceans of Fun, which was completed in 1982. While both of those entities were sold in 1995, Hunt Midwest Enterprises continues to oversee a diverse range of business interests.

Hunt was born on Aug. 2, 1932 in El Dorado, Ark., and graduated from SMU with a B.S. in Geology in 1956. While at SMU, he was a three-year reserve end on the varsity football team. Hunt was an avid supporter of his alma mater and was an annual fixture at the Cotton Bowl. In May of 2008, he was posthumously inducted as one of four inaugural members of the SMU Athletics Hall of Fame.

Hunt's wife, Norma, continues to be involved in numerous philanthropic and civic efforts in Texas and in Kansas City. She owns the distinction of being the only woman known to have attended all 56 Super Bowls and was selected to preside over the coin toss at Super Bowl XLI along with Hall of Fame QB Dan Marino.



CLARK HUNT

CHAIRMAN & CEO

03 10 18 17 18 19 20
19 20 21



Clark Hunt has been involved in the leadership of the Kansas City Chiefs for nearly two decades and currently serves as the club's Chairman and CEO.

Hunt has been the driving force behind the resurgence of the Chiefs, transforming the iconic franchise into one of the most successful teams in the National Football League. Since taking over as CEO in 2010, the Chiefs have earned seven AFC West Division championships and made nine playoff appearances. Hunt has twice hoisted the award that bears his father's name - the Lamar Hunt Trophy - as the club claimed two consecutive AFC championships following the 2019 and 2020 seasons and earned consecutive Super Bowl appearances for the first time in franchise history. The club secured its second Lombardi Trophy by winning Super Bowl LIV following the 2019 season.

In January 2013, Hunt modified the leadership structure of the organization, announcing that for the first time in club history, the head coach, the general manager and the team president would all report directly to the Chairman and CEO. Hunt hired Head Coach Andy Reid in 2013, and in nine seasons under Reid, the Chiefs have won 103 regular season games, tied for the most in the NFL during that span, and have qualified for the postseason eight times (2013, 2015-21), claiming six straight AFC West titles (2016-21).

Hunt extended the contracts of both Reid and General Manager Brett Veach during the 2020 season, solidifying the leadership of the club's football operation for many years to come.

In addition to the on-field resurgence of the team, Hunt is a leading voice among NFL owners. In 2019, Hunt was named Chairman of the influential NFL Finance Committee after serving

as a member for seven years. Hunt is a member and former Chairman of the NFL International Committee, and he also serves on the Personal Conduct Committee and Commissioner Roger Goodell's Chairmen's Committee. He was a member of the Commissioner Search Committee in 2006 which recommended Goodell as the successor to then-Commissioner Paul Tagliabue and was appointed to the NFL's Digital Media Committee in 2007, which was restructured in 2019.

A long-time member of the Management Council Executive Committee (CEC), Hunt was instrumental in securing the NFL's last two collective bargaining agreements in 2011 and 2020, respectively.

During his time as chairman of the International Committee (2011-18), Hunt was a strong advocate for expanding the league's international efforts and the NFL's footprint overseas. The league has hosted a total of 30 games in London since 2007, including four contests at the new Tottenham Hotspur Stadium, which was developed through a partnership between the NFL and the English Premier League club. The NFL has also hosted three regular season games in Mexico since 2016. In 2022, the NFL announced that it will host one regular season game per year in Germany through the 2025 season, with those games rotating between Munich and Frankfurt. The Munich game at Allianz Arena in 2022 is one of five international games scheduled for 2022, along with one in Mexico City's Estadio Azteca and three in the United Kingdom - two at Tottenham Hotspur Stadium and one at Wembley Stadium.

In December 2021, the NFL announced that the Chiefs were awarded International Home Marketing Area (IHMA) rights for Germany and Mexico for marketing, fan engagement and commercialization efforts. Twice in the past seven seasons, the Chiefs have played internationally, hosting the Detroit Lions at London's Wembley Stadium in October 2015, and most recently, an away contest against the Los Angeles Chargers in Mexico City's Estadio Azteca in November 2019.

The son of legendary American sports pioneer and Chiefs Founder Lamar Hunt, Clark Hunt has built upon his father's legacy by ensuring the Chiefs organization remains focused on its core mission: Honor Tradition, Unite Our Community, Win with Character and Inspire Our Fans.

As part of that mission, the organization has made significant investments in the fan experience, utilizing new technologies and innovative ideas. That includes a \$125 million commitment from the Hunt family to the \$375 million renovation of GEHA Field at Arrowhead Stadium that was completed in 2010, providing Chiefs fans with first-class amenities while maintaining the distinct soul and mystique that makes the venue one of the most iconic

stadiums in the NFL. The team also installed a new stadium-wide Wi-Fi network and launched the Chiefs Mobile app, allowing fans to connect to their team and to each other in new, unique ways.

Over the past four years, the club has continued making stadium upgrades to enhance the fan experience and maintain the venue's standing as one of the top homefield advantages in the league. This work includes replacing every seat in the seating bowl, upgrading scoreboard and video board technology, renovating the team store, renovating the locker room complex, introducing additional premium club and suite options, as well as renovating the Chiefs Hall of Honor, turning it into a fully enclosed, modern, digital experience that celebrates the past, present and future of the franchise.

The investment and commitment in GEHA Field at Arrowhead Stadium go beyond football. After more than a year in development, Hunt and his family debuted the first phase of the Arrowhead Art Collection in 2013, a seven-figure community investment highlighting regional artwork and culture and providing educational opportunities for students throughout the Chiefs Kingdom. In total, more than 50 pieces of art have been installed at GEHA Field at Arrowhead Stadium, combining two pieces of the cultural fabric of Kansas City - sports and the arts - inside a regional architectural masterpiece.

The Dallas, Texas-native is also a founding investor-operator in Major League Soccer, serving as Chairman and CEO of FC Dallas. Hunt and his family originally founded two other MLS clubs, the Kansas City Wizards (now Sporting Kansas City) and the Columbus Crew before acquiring FC Dallas in 2003. Hunt remains actively involved in the continued growth of MLS, serving as a member of the MLS Board of Governors, Commissioner Don

Garber's Executive Committee and as the Chairman of the Competition Committee.

Hunt graduated first in his class at Southern Methodist University in 1987, earning a degree in Business Administration with a concentration in finance. He was a captain and four-year letterman on the Mustangs' nationally ranked soccer team. He was named one of the SMU Cox School of Business Outstanding Young Alumni in 2004 and received the SMU Cox School of Business Distinguished Alumni Award in 2018. In 2020, SMU presented him with its Distinguished Alumni Award - the highest honor the university can bestow upon its graduates - for outstanding leadership in philanthropy, business and civic life. Hunt currently serves on the SMU Board of Trustees and also serves as President of the Board of Trustees for the St. Mark's School of Texas. Hunt was also enshrined in the Dallas Business Hall of Fame in February 2022.

He and his wife, Tavia, are actively involved in numerous philanthropic initiatives in both Kansas City and Dallas. One of the Hunt family's lasting legacies is the Chiefs Charity Game, which has raised more than \$15.1 million for local youth-focused charities since its inception in 1985. In 2017, the Chiefs and the Hunt Family Foundation were selected as a finalist for the prestigious Robert Wood Johnson Foundation Sports Award, recognizing the influence of sports in inspiring healthy change in communities through innovation and collaboration. The Chiefs were also named 2016 Business Philanthropist of the Year in Kansas City by Nonprofit Connect, an association linking the nonprofit community to education, resources and networking opportunities.

The Hunts have three children - Gracie, Knobel and Ava.

KANSAS CITY CHIEFS

STAFF





MARK DONOVAN

PRESIDENT

24TH YEAR IN
THE NFL

14TH YEAR WITH
THE CHIEFS



Entering his 24th season in the National Football League and his 14th season in Kansas City in 2022, Mark Donovan is the fifth president in Chiefs history. As president, Donovan is responsible for all aspects of the club's business operations and reports directly to Chairman and CEO Clark Hunt.

Donovan brings unique experience and perspective to the team. He is one of only a few executives league-wide who has worked both at the NFL league office and multiple clubs, with valuable perspective and strong relationships both in the Kansas City area and on a national level.

Building on the direction of the Hunt family and Founder Lamar Hunt, Donovan has led a talented team that has transformed the business operation and achieved unprecedented success across all measurable areas.

Under Donovan's leadership, the Chiefs returned to their place as a model franchise in professional sports. In addition to being one of the only franchises in all sports to safely host fans at every game during the 2020 season, the 2021 season was precedent-setting as GEHA Field at Arrowhead hosted the most games in the NFL with three home playoff games - the Wild Card, Divisional and Championship rounds - a feat never accomplished before in the NFL.

After introducing ticketless technology in 2012-13 and expanding to mobile ticketing for the 2015 season, the club moved to an all-digital ticketing platform in 2018 and an all-mobile ticketing platform in 2020 to ensure efficiency and security, as well as delivering a contactless entry process for all ticketholders. Fans are able to manage their accounts and tickets

from their phones while having access to membership benefits such as exclusive content and a points-based rewards program.

Donovan has consistently focused on expanding the multimedia presence of the Chiefs. Kansas City's award-winning production group, 65 Toss Power Trap Productions, has continued a trend of content expansion on the Chiefs website, mobile app, social platforms and digital channels. In 2019, the club debuted *The Franchise*, a multi-episode, behind-the-scenes digital content series that continued delivering unique content to fans during the 2021 season. With access limited during the coronavirus-impacted 2020 season, the club introduced *Kingdom Shorts* to provide fans shorter video snapshots into a number of team initiatives and operations.

In addition to connecting Chiefs fans to the team they love, Donovan has overseen a period of tremendous business growth, re-establishing GEHA Field at Arrowhead Stadium as a popular venue for sports and entertainment. He serves as the President of Arrowhead Events, LLC, the special events arm of the Kansas City Chiefs. Arrowhead Events has seen exponential growth over the past decade, bringing several major events to Kansas City. The city of Kansas City, along with support from the Chiefs, was awarded the 2023 NFL Draft through a bid process that was announced prior to the 2019 NFL season. In addition, the Chiefs, alongside a number of local business and civic leaders, were part of a successful bid campaign for Kansas City to be one of 16 cities to host 2026 FIFA World Cup matches, with GEHA Field at Arrowhead Stadium serving as match site. The club also opened the first Chiefs Fit location in Overland Park, Kansas, in 2021 as part of a partnership with M6 Football. The two organizations have announced a second location which is set to open in late Summer 2022 on the historic Country Club Plaza in Kansas City, Missouri.

In his time in Kansas City, Donovan has also created a new approach to sponsorships, setting a strategy to partner with companies which share the vision, qualities and values of the Kansas City Chiefs. In 2017, the Chiefs were recognized by the Kansas City Business Journal as a Champion of Business for leadership within industry, innovation and commitment to giving back to the community. In 2019 the Chiefs announced a partnership with Government Employees Health Association, Inc. (GEHA) and in 2021, Donovan helped the club expand that partnership and secure the first naming rights agreement in the history of the franchise for GEHA Field at Arrowhead Stadium.

Donovan continues to target global brand growth and international fan expansion for the club. In December 2021, the

NFL awarded the Chiefs International Home Marketing Area (IHMA) rights for both Germany and Mexico as part of the league's overall growth and expansion plans.

Locally, the Chiefs continue to be a major economic leader in the Kansas City community. Chiefs games and other events at GEHA Field at Arrowhead Stadium generate more than \$625 million annually, including \$273 million in household income. They also support nearly 6,000 jobs and provide \$17 million in annual tax revenue for the State of Missouri.

His leadership extends to the community, where he has initiated a more strategic approach to the Chiefs charitable giving and community involvement, allowing the team to focus resources for greater impact. This approach has identified a handful of causes: feeding the hungry in the region, children's health and wellness initiatives and providing support for families and children in crisis. The Chiefs Charity Game, one of the many Kansas City traditions started by the Hunt family, is the longest-running and most successful charity game in the National Football League.

Donovan and his wife Kathy are also personally committed to the community, serving in numerous civic and charitable leadership roles. He served two terms as the Founding Board Chair for City Year Kansas City beginning in 2016 and remains on the board. For his support of City Year, AmeriCorps and the national service community, Donovan was awarded the Citizen Service Award by Voices for National Service in February of 2019.

In the past few years, the couple has chaired the 2020 Angel Gala for The Children's Place, the 2019 City Year Gala as well as Treads and Threads 2019 to benefit The University of Kansas Health System. Donovan served as the keynote speaker for the United WE Champion Breakfast in 2021 as an ally to raise funds and awareness for the advancement of women's economic and civic leadership. Kathy Donovan serves on United WE's Board of Directors. He was also recognized as the 2021 Executive of the Year by the Kansas City Sports Commission, largely for his leadership in safely navigating the organization, the stadium and Chiefs fans through the COVID-impacted 2020 football season.

Donovan arrived in Kansas City after six years with the Philadelphia Eagles as Senior Vice President of Business Operations (2003-08). Prior to joining the Eagles, Donovan held leadership roles as the NFL's Senior Director of Sales and Marketing (1999-2003) and the Director of Sales and Marketing for the National Hockey League (1997-99). He also brings seven years of experience in the private business sector.

The Pittsburgh, Pennsylvania, native graduated from Brown University with a double major in political science and organizational behavior/management. He captained the Brown football squad as the team's quarterback and signed with the New York Giants as a free agent upon graduation.

He and his wife, Kathy, have two children and reside in Kansas City.




ANDY REID

HEAD COACH

31ST YEAR IN THE NFL

10TH YEAR WITH THE CHIEFS



REID'S FOOTBALL CAREER

1979-82	BYU	Tackle/Guard ('79-81) Graduate Assistant ('82)
1983-85	San Francisco State	Off. Coordinator/ Offensive Line
1986	Northern Arizona	Offensive Line
1987-88	Texas-El Paso	Offensive Line
1989-91	Missouri	Offensive Line
1992-98	Green Bay Packers	TE/OL ('92-96) Quarterbacks ('97-98)
1999-12	Philadelphia Eagles	Head Coach ('99-00) HC/Exec. V.P. Football Ops ('01-12)
2013-22	Kansas City Chiefs	Head Coach

Andy Reid enters his 10th season at the helm of the Chiefs in 2022. He was hired as the club's 13th head coach in franchise history on January 7, 2013.

Entering his 24th season as an NFL head coach, Reid owns a 233-135-1 regular season record and adds a 19-16 postseason record, giving him 252 total wins, which ranks fifth in NFL history and second among active head coaches, trailing only New England Head Coach Bill Belichick. He added Super Bowl champion to his resume after he led the 2019 squad to a 31-20 come-from-behind win in Super Bowl LIV against San Francisco.

Reid joined the Chiefs after 14 seasons as Head Coach/Executive Vice President of Football Operations of the Philadelphia Eagles where he compiled a 130-93-1 (.583) regular season record. Including his years as an assistant coach, Reid's teams have made the playoffs 23 times (28-21 record), and he has coached in five Super Bowls and 12 Championship Games (8 NFC, 4 AFC). He owns three NFL Coach of the Year titles.

Since his arrival in Kansas City, Reid's teams have made it to the playoffs eight out of nine seasons, including four consecutive AFC Championship Games (2018-21) and back-to-back Super Bowl appearances (2019-20). In nine seasons under Reid, the Chiefs have recorded eight 10-plus win seasons and a .710 (103-42) winning percentage, which is the top mark in franchise history for any coach in his first nine seasons leading the club.

Reid's 2021 squad recorded a 12-5 record in the first 17-game season, extended the franchise record to six-straight AFC West titles and secured the No. 2 seed in the AFC. Kansas City defeated

Pittsburgh 42-21 in the Wild Card Round and Buffalo 42-36 in the Divisional Round en route to hosting an NFL-record fourth-consecutive AFC Championship Game at GEHA Field at Arrowhead Stadium. The Chiefs fell to Cincinnati 27-24. In Week 4, Reid recorded his 100th victory with Kansas City (postseason included), becoming the first head coach in NFL history to tally 100-plus wins with two franchises.

The 2020 Kansas City Chiefs tallied a franchise-record 14 wins (14-2 record), extended their franchise record to five-straight AFC West titles and secured the No. 1 seed in the AFC for the second time in three years. Kansas City defeated Cleveland 22-17 in the Divisional Round and Buffalo 38-24 in the third-consecutive AFC Championship Game at GEHA Field at Arrowhead Stadium. Kansas City hoisted the Lamar Hunt Trophy as AFC Champions for the second-straight year en route to its second-consecutive Super Bowl appearance.



In 2019, Reid's 12-4 Chiefs finished the regular season as AFC West Champs for a fourth-straight season and secured the No. 2 seed in the AFC. The club defeated Houston 51-31 in the Divisional Round and Tennessee 35-24 in the AFC Championship Game on it's way to returning to the Super Bowl for the third time in franchise history, marking the first Super Bowl appearance since the club won Super Bowl IV following the 1969 season. In Super Bowl LIV in Miami, Florida, Reid's Chiefs fell behind 20-10. Entering the fourth quarter, Mahomes rallied the offense, putting up 21-unanswered points to secure a 31-20 win over the San Francisco 49ers. Mahomes' performance earned Super Bowl MVP honors.

In 2018, Reid's team notched a 12-4 record and third-straight AFC West title. Mahomes became the first player in Chiefs history to be named NFL MVP. The club earned a No. 1 seed in the



playoffs and defeated the Indianapolis Colts 31-13 in the Divisional Round. The win marked Kansas City's first home playoff win since Jan. 8, 1994. The Chiefs hosted the first AFC Championship Game in franchise history, falling 37-31 in overtime to the eventual Super Bowl LIII Champion New England Patriots. Following the season, Reid was named Coach of the Year from the Maxwell Football Club for the fourth time in his career (2000, 2002, 2010, 2018). That season, following the club's Week 7 win over the Cincinnati Bengals, Reid became just the ninth head coach in NFL history to log 200 wins (regular and postseason).

In 2017, Reid led the Chiefs to a 10-6 record en route to the club's second-consecutive division title, the first time in franchise history the club had won the division in back-to-back years.

In 2016, Reid led the Chiefs to a 12-4 record and an AFC West title for the first time since 2010. The team finished a perfect 6-0 against its division foes. It was the club's best record since going 13-3 2003. The Chiefs earned a first-round bye in the NFL playoffs and hosted a home AFC Divisional Game.

In 2015, Reid's Chiefs rattled off 10 consecutive regular season wins to finish 11-5 and earn a playoff berth. The Chiefs defeated the Houston Texans 30-0 in an AFC Wild Card game in Houston, marking the team's first playoff win in 22 years. Reid and company advanced to the AFC Divisional Round. The club's 10 straight wins after starting just 1-5 marked the greatest turnaround in a single season in NFL history. Reid's efforts earned him AFC Coach of the Year honors.

In his first year with the club, Reid was named the 2013 AFC Coach of the Year by the 101 Committee after his squad recorded the greatest single-season turnaround in franchise history. Reid's team finished with an 11-5 record, a nine-game turnaround from the previous season and qualified for the postseason for the first time since 2010. Additionally, Reid mentored 10 players who earned Pro Bowl honors, more than any other team in the NFL that season.

One of the most successful coaches in professional sports, Reid utilizes a passionate, yet workmanlike approach as an NFL head coach. A former offensive lineman at BYU, Reid still lives and works with those humble principles he learned during his time in the trenches.

"Kansas City is just going to get better. This is just the start of it," Pro Football Hall of Fame Head Coach John Madden said upon Reid joining the Chiefs. "He has a plan. And he's very thorough, very smart. He's a good coach, always has been."

His vision, his dedication and his organizational skills have been impeccable during his coaching career. Reid joined Philadelphia as head coach in 1999 and remained in that role through the 2012 season, becoming one of just 11 first-time NFL head coaches to lead 12-or-more seasons with the same club. Reid assumed the additional role of Executive Vice President of Football Operations in 2001.

While compiling his 10-9 postseason record with Philadelphia, Reid led the Eagles franchise to one Super Bowl appearance, a game that saw Philadelphia fall by a mere field goal to the New England Patriots in Super Bowl XXXIX following the 2004 season. Reid guided Philadelphia to nine playoff appearances (2000, 2001, 2002, 2003, 2004, 2006, 2008, 2009, 2010) during his 14-year tenure in the City of Brotherly Love. During that time period, only Indianapolis (12) and New England (10) had more postseason appearances than the Eagles.

The Eagles captured their sixth NFC East division title under Reid in 2010. Along the way, Reid played a vital role in the rebirth of QB Michael Vick, who earned Comeback Player of the Year honors as well as a Pro Bowl berth. Reid, himself, earned Coach of the Year honors from the Maxwell Football Club.

In 2008, Reid became the 37th coach to reach the 100-win plateau and the 22nd to win 100 games with one franchise. He

overcame a 5-5-1 start to reach the NFC Championship Game.

In 2006, the Eagles lost six of their first 11 games and two of their most explosive players in QB Donovan McNabb and DE Jevon Kearse, but Reid led a season-ending, five-game win streak to capture the NFC East division title.

MOST NFL WINS AS HEAD COACH

1.	Don Shula	347
2.	George Halas	324
3.	Bill Belichick	321
4.	Tom Landry	270
5.	Andy Reid	252
6.	Curly Lambeau	229
7.	Chuck Noll	209
8.	Marty Schottenheimer	205
9.	Dan Reeves	201
10.	Chuck Knox	193
11.	Bill Parcells	183
12.	Tom Coughlin	182
13t.	Mike Shanahan	178
	Jeff Fisher	178
15.	Mike Holmgren	174
16.	Joe Gibbs	171
17.	Paul Brown	170
18.	Bud Grant	168
19.	Pete Carroll	163
20.	Mike Tomlin	162
21t.	Bill Cowher	161
	Sean Payton	161
23.	Marv Levy	154
24.	Steve Owen	153
25.	Tony Dungy	148

- Playoffs Included

*** Bold Denotes Active NFL Coaches**

The 2004 Eagles clinched the NFC East title with five games remaining in the regular season and the No. 1 seed in the NFC playoffs. Along the way, Reid passed Greasy Neale for the most wins in franchise history as the Eagles earned their first trip to the Super Bowl since 1980.

In 2003, Philadelphia overcame an 0-2 start and a slew of injuries to post its second consecutive 12-win season. A year earlier, Reid was the overwhelming choice as the NFL's Coach of the Year as the Eagles thrived without the services of McNabb to still capture home-field advantage in the playoffs.

After a 5-11 mark in his first season, Reid led the 2000 Eagles to the greatest turnaround in franchise history, finishing second in the NFC East at 11-5 and earning a trip to the NFC Divisional Playoffs. For his efforts, Reid was named the NFL's Coach of the Year by the Maxwell Football Club, The Sporting News, and Football Digest.

Throughout his time in the NFL, Reid has continuously evaluated what is best for the game of football, serving on the NFL Competition Committee's Coaches Subcommittee. The subcommittee is instrumental in providing feedback to the NFL Competition Committee for potential rule changes and ways to improve the game.

"I am a huge fan of Coach Reid," NFL Commissioner Roger Goodell said. "He is a person I have tremendous respect for as a coach and family man. Andy has been very helpful to me as Commissioner. He has tremendous insight into our game, and we

are fortunate to have him in the NFL.”

Reid was originally introduced as the head coach of the Philadelphia Eagles on Jan. 11, 1999, after spending seven seasons as an assistant coach with the Green Bay Packers under Head Coach Mike Holmgren. During his seven years with the Packers, Reid served as the tight ends coach and assistant offensive line coach (1992-96) and as quarterbacks coach (1997-98). In his span with the Packers, the team reached the playoffs six times and represented the NFC twice in back-to-back Super Bowls, defeating New England in Super Bowl XXXI and falling to Denver in Super Bowl XXXII.

During his two-year stint as quarterbacks coach, Reid worked with Pro Football Hall of Fame QB Brett Favre. While tutoring Favre, Reid and the Packers won their second straight NFC title, and Favre garnered league MVP honors for the third-consecutive season.

Prior to joining the NFL ranks, Reid’s final collegiate stop was in Columbia, Missouri, as he coached the offensive line at the University of Missouri (1989-91). Prior to his stint with the Tigers, Reid spent two years working with the offensive line at the University of Texas – El Paso, and before that, he held the same position with Northern Arizona. In 1983, Reid took the position of offensive coordinator and offensive line coach at San Francisco

State, helping the Gators lead the nation in passing and total offense for three consecutive years (1983-85).

A tackle and guard at Brigham Young University from 1979-81, Reid entered the coaching ranks as a graduate assistant at BYU under Head Coach LaVell Edwards in 1982. It was in that time at BYU that Reid began his association with Holmgren, who served as the quarterbacks coach for the Cougars. While at BYU, Reid earned both a bachelor’s degree in physical education and a master’s degree in professional leadership in physical education and athletics. While playing for the Cougars, Reid was also a columnist for the Provo Daily Herald.

A native of Los Angeles, Reid prepped at John Marshall High School in Los Angeles and went on to go to Glendale (Calif.) Junior College before attending BYU. Reid has been inducted into the Marshall High School Athletic Hall of Fame, as well as the Glendale Junior College Hall of Fame.

Education: Brigham Young University (B.A. 1981). **Born:** Los Angeles **Family:** Wife - Tammy; Children - Sons Spencer, Britt and the late Garrett, and daughters Drew Ann and Crosby. He has 11 grandchildren - Maverick, Somers, Saylor, Blake, Reid, Brigitte, Canyon, Ryker, Rylen, Garrett and Ford.

REID'S HEAD COACHING RECORD

Year	Reg. Season	Pct.	Playoffs	Overall	Result
1999	5-11	.313	0-0	5-11	5th in NFC East
2000	11-5	.688	1-1	12-6	2nd in NFC East; reached divisional playoffs
2001	11-5	.688	2-1	13-6	1st in NFC East; reached NFC Championship Game
2002	12-4	.750	1-1	13-5	1st in NFC East; reached NFC Championship Game
2003	12-4	.750	1-1	13-5	1st in NFC East; reached NFC Championship Game
2004	13-3	.813	2-1	15-4	1st in NFC East; reached Super Bowl XXXIX
2005	6-10	.375	0-0	6-10	4th in NFC East
2006	10-6	.625	1-1	11-7	1st in NFC East; reached divisional playoffs
2007	8-8	.500	0-0	8-8	4th in NFC East
2008	9-6-1	.594	2-1	11-7-1	2nd in NFC East; reached NFC Championship Game
2009	11-5	.688	0-1	11-6	2nd in NFC East; reached wild card round
2010	10-6	.625	0-1	10-7	1st in NFC East; reached wild card round
2011	8-8	.500	0-0	8-8	2nd in NFC East
2012	4-12	.250	0-0	4-12	4th in NFC East
2013	11-5	.688	0-1	11-6	2nd in AFC West; reached wild card round
2014	9-7	.563	0-0	9-7	2nd in AFC West
2015	11-5	.688	1-1	12-6	2nd in AFC West; reached divisional playoffs
2016	12-4	.750	0-1	12-5	1st in AFC West; reached divisional playoffs
2017	10-6	.625	0-1	10-7	1st in AFC West; reached wild card round
2018	12-4	.750	1-1	13-5	1st in AFC West; reached AFC Championship Game
2019	12-4	.750	3-0	15-4	1st in AFC West; Super Bowl LIV Champions
2020	14-2	.875	2-1	16-3	1st in AFC West; reached Super Bowl LV
2021	12-5	.706	2-1	14-6	1st in AFC West; reached AFC Championship Game
TOTALS	233-135-1	.633	19-16	252-151-1	17 Playoff Berths, 12 Div. Titles, 1 NFC Title, 2 AFC Titles, 1 Super Bowl Championship (Super Bowl LIV)



REID'S COACHING TREE

Throughout his time as an NFL head coach, Andy Reid has constructed quality coaching staffs to assist him. A number of those assistants have since gone on to head coaching responsibilities for other NFL franchises. Below is a list of notable coaches who have come from Reid's Philadelphia/Kansas City staffs:

Coach	Current Team	Years	Current Position / Previous Position
Todd Bowles	Tampa Bay	2019-present	Head Coach / Former NYJ HC
Brad Childress	--	2006-10	Former MIN Head Coach
David Culley	--	2021	Former HOU Head Coach
Leslie Frazier	Buffalo	2017-present	Asst. HC/Def. Coordinator / Former MIN HC
John Harbaugh	Baltimore	2008-present	Head Coach
Sean McDermott	Buffalo	2017-present	Head Coach
Matt Nagy	Kansas City	2022	QB Coach / Former CHI Head Coach
Doug Pederson	Jacksonville	2022	Head Coach / Former PHI Head Coach
Ron Rivera	Washington	2020-present	Head Coach / Former CAR HC
Pat Shurmur	--	2018-19	Former NYG HC
Steve Spagnuolo	Kansas City	2019-present	Def. Coordinator / Former STL HC

REID'S STAFF MEMBERS WITH NFL PLAYING EXPERIENCE

Head Coach Andy Reid has assembled a staff with a number of coaches who are former NFL players. A total of five assistant coaches on Reid's staff account for 38 total years of playing experience in the NFL. Two of the five played under Reid in Philadelphia. A list of the former players, their teams and playing years is below.

Coach	Position	Total Years	Team(s)	Years	Years of Service
Eric Bieniemy	RB	9	San Diego	1991-94	4
			Cincinnati	1995-98	4
			Philadelphia	1999	1
Andy Heck	OL	12	Seattle	1989-93	5
			Chicago	1994-98	5
			Washington	1999-00	2
Greg Lewis	WR	8	Philadelphia	2003-08	6
			Minnesota	2009-10	2
Dave Merritt	LB	3	Miami	1993	1
			Arizona	1993-95	3
Rod Wilson	LB	6	Chicago	2005-08, 10	5
			Tampa Bay	2009	1



BRETT VEACH

GENERAL MANAGER



16TH YEAR IN THE NFL

10TH YEAR WITH THE CHIEFS

VEACH'S FOOTBALL CAREER

1998-03	Delaware	Wide Receiver ('98-01) Graduate Assistant Coach ('02-03)
2007-12	Philadelphia Eagles	Asst. to HC ('07-09) Pro & College Scout ('10) Southeast Regional Scout ('11-12)
2013-22	Kansas City Chiefs	Pro & College Analyst ('13-14) Co-Director of Player Personnel ('15-16) General Manager ('17-22)

Brett Veach enters his sixth season as the Kansas City Chiefs General Manager and his 16th year in the National Football League in 2022. Veach was named the seventh general manager in Kansas City Chiefs history on July 10, 2017, reporting directly to Chiefs Chairman and CEO Clark Hunt on all player personnel matters. Prior to being elevated to General Manager, Veach served as Co-Director of Player Personnel for two seasons.

"After a comprehensive search process, I am pleased to announce that we have hired Brett Veach to serve as the next General Manager of the Kansas City Chiefs," Hunt said in a statement upon his hire. "Brett has a sharp football mind, a tremendous work ethic and a keen eye for finding talent. Over the last four seasons he's played a critical role in building our football team. I look forward to working with him to continue to build on the strong foundation we have in place."

Veach enters his 10th season with the Chiefs after originally joining the club in 2013. He was promoted to Co-Director of Player Personnel prior to the 2015 season after serving two seasons as the club's Pro and College Personnel Analyst (2013-14).

During Veach's five seasons as general manager, the club has won the AFC West every year, hosted four-straight AFC Championship Games and saw back-to-back Super Bowl seasons, winning Super Bowl LIV.

The 2021 Kansas City Chiefs recorded a 12-5 record in the first 17-game season, extended the franchise record to six-straight AFC West titles and secured the No. 2 seed in the AFC. Kansas City defeated Pittsburgh 42-21 in the Wild Card Round and Buffalo 42-36 in the Divisional Round en route to hosting an NFL-record fourth-consecutive AFC Championship Game at GEHA Field at Arrowhead Stadium. The Chiefs fell to Cincinnati 27-24.

The 2020 squad went 14-2, extended its franchise record to five-straight AFC West titles and secured the No. 1 seed in the AFC for the second time in three years. Kansas City defeated Cleveland 22-17 in the Divisional Round and Buffalo 38-24 in the third-consecutive AFC Championship Game at GEHA Field at

Arrowhead Stadium. Kansas City hoisted the Lamar Hunt Trophy as AFC Champions for the second-straight year en route to its second-consecutive Super Bowl appearance. The club fell to the Tampa Bay Buccaneers 31-9 in Super Bowl LV.

In 2019, the Chiefs finished 12-4 in the regular season, notched a fourth-consecutive AFC West Championship, and secured the No. 2 seed in the AFC. The club defeated the Houston Texans 51-31 in the Divisional Round and the Tennessee Titans 35-24 in the AFC Championship Game on it's way to returning to the Super Bowl for the third time in franchise history and first time since the club won Super Bowl IV following the 1969 season. In Super Bowl LIV in Miami, Florida, the Chiefs fell behind 20-10. Entering the fourth quarter, Mahomes rallied his offense, putting up 21-unanswered points to secure a 31-20 win over the San Francisco 49ers. Mahomes' performance earned Super Bowl MVP honors. At 41 years old, Veach became the second-youngest general manager to win a Super Bowl.

In 2018, the team notched a 12-4 record and third-straight AFC West title. The club earned a No. 1 seed in the playoffs and defeated the Indianapolis Colts 31-13 in the Divisional Round. The win marked Kansas City's first home playoff win since Jan. 8, 1994. The Chiefs hosted the first AFC Championship Game in franchise history, falling 37-31 in overtime to the eventual Super Bowl LIII Champion New England Patriots. Following the season, Mahomes became the first player in Chiefs history to be named NFL MVP as he became just the second quarterback (QB Peyton Manning in 2013) in NFL history to throw for 50 touchdowns and 5,000 passing yards in a single season.

In 2017, the club compiled a 10-6 record and led the division for the second-consecutive season, marking the first time in franchise history the Chiefs had won the division in back-to-back seasons.

The 2022 NFL Draft marked the fifth draft that Veach was at the helm of the personnel department. In five drafts, he has made three first-round selections, including two in 2022. In the 2020 NFL Draft, Veach selected RB Clyde Edwards-Helaire (LSU) with the 32nd overall pick. In the 2022 NFL Draft, Veach traded up from No. 29 to select CB Trent McDuffie (Washington) with the 21st overall selection, and at No. 30, he selected DE George Karlaftis (Purdue).

As a rookie in 2020, Edwards-Helaire logged 803 rushing yards, which ranked fourth in the league among rookies that season and third among rookies in Chiefs history. He was named the club's Mack Lee Hill Award as the top rookie, an honor voted on by his teammates.

Prior to the 2021 NFL Draft, Veach traded the 31st overall pick



to Baltimore in exchange for T Orlando Brown. In 2019, the club traded the 29th overall pick to Seattle in exchange for DE Frank Clark. The club's 22nd overall selection in 2018 was traded to Buffalo in 2017 in order to move up and draft QB Patrick Mahomes 10th overall. Prior to being promoted to general manager, Veach played an integral role in the scouting process of Mahomes leading up to the 2017 NFL Draft. Mahomes has earned NFL MVP ('18) and Super Bowl MVP ('19) in his first two seasons as a starting quarterback. Mahomes owns 18,991 passing yards, 151 touchdowns and 37 INTs in his career and became the fastest player to throw 100 touchdown passes, doing so in just 40 games.

Since Veach was elevated to general manager, he has proven his competitive approach to building the roster is ongoing. The 2022 offseason presented several new faces. Veach added top free agents in S Justin Reid, WR Juju Smith-Schuster, RB Ronald Jones, WR Marquez Valdes-Scantling. Prior to the draft, the club traded WR Tyreek Hill to the Miami Dolphins in exchange for five picks, including three in the 2022 NFL Draft, which gave the club 12 total picks, the most amount of picks Veach has had entering the draft. The 2022 Chiefs roster also returns several familiar faces, including 20 players from the club's Super Bowl teams.

Veach also has proven his due diligence in evaluating talent year-round. In his time as general manager, he has signed contributors in Harrison Butker (2017, Week 4), Darrelle Revis (2017, Week 12), LeSean McCoy (2019, Week 1), Terrell Suggs (2019, Week 16) and Le'Veon Bell (2020, Week 6).

The Mt. Carmel, Pennsylvania, native joined the Chiefs after spending six years with the Philadelphia Eagles (2007-12). He served as a Southeast Regional Scout (2011-12) after originally joining Philadelphia's Player Personnel Department as a Pro and College Scout in 2010. Prior to entering the scouting department, Veach was the Assistant to Head Coach Andy Reid for three seasons (2007-09). Before joining the Eagles, Veach was the Supervisor of Intercollegiate Athletic Events at his alma mater,

the University of Delaware (2005-06). He was a four-year letterman as a wide receiver for the Blue Hens, catching 99 passes for 1,470 yards (14.8 avg.). He left Delaware as the school's all-time leader in kickoff return yards with 1,558 yards.

VEACH'S FIRST-ROUND DRAFT HISTORY

Year	No. (Overall)	Selection (School)
2007 (PHI)	--	No First-Round Selection
2008	--	No First-Round Selection
2009	19	WR Jeremy Maclin (Missouri)
2010	13	DE Brandon Graham (Michigan)
2011	21	G Danny Watkins (Baylor)
2012	12	DT Fletcher Cox (Miss. State)
2013 (KC)	1	T Eric Fisher (Central Michigan)
2014	23	LB Dee Ford (Auburn)
2015	18	CB Marcus Peters (Washington)
2016	--	No First-Round Selection
2017	10	QB Patrick Mahomes (Texas Tech)
2018	--	No First-Round Selection
2019	--	No First-Round Selection
2020	32	RB Clyde Edwards-Helaire (LSU)
2021	--	No First Round Selection
2022	21	CB Trent McDuffie (Washington)
2022	30	DE George Karlaftis (Purdue)

Veach earned a bachelor's degree in health and physical education and a master's degree in education from Delaware. Along the way, he earned Atlantic 10 Conference All-Academic honors three times during his collegiate career. He was a standout running back for Mt. Carmel High School where he was named state player of the year in 1996 and was a two-time all-state selection. He was also selected to participate in the Big 33 game between the top high school players from Pennsylvania and Ohio.

Education: Delaware (B.S. 2002, Ed.M. 2004). **Born:** Mt. Carmel, Pa. **Family:** Wife - Alison; Children - twin sons, Elijah and Wylan, and a daughter, Ella.

VEACH'S NFL RECORD

Year	Reg. Season	Pct.	Playoffs	Overall	Result
2007	8-8	.500	0-0	8-8	4th in NFC East
2008	9-6-1	.594	2-1	11-7-1	2nd in NFC East; reached NFC Championship Game
2009	11-5	.688	0-1	11-6	2nd in NFC East; reached wild card round
2010	10-6	.625	0-1	10-7	1st in NFC East; reached wild card round
2011	8-8	.500	0-0	8-8	2nd in NFC East
2012	4-12	.250	0-0	4-12	4th in NFC East
2013	11-5	.688	0-1	11-6	2nd in AFC West; reached wild card round
2014	9-7	.563	0-0	9-7	2nd in AFC West
2015	11-5	.688	1-1	12-6	2nd in AFC West; reached wild card round
2016	12-4	.750	0-1	12-5	1st in AFC West; reached wild card round
2017	10-6	.625	0-1	10-7	1st in AFC West; reached wild card round
2018	12-4	.750	1-1	13-5	1st in AFC West; reached the AFC Championship Game
2019	12-4	.750	3-0	15-4	1st in AFC West; Super Bowl LIV Champions
2020	14-2	.875	2-1	16-3	1st in AFC West; reached Super Bowl LV
2021	12-5	.706	2-1	14-6	1st in AFC West; reached AFC Championship Game
TOTALS	153-87-1	.637	11-10	164-97-1	11 Playoff Appearances, 7 Div. Titles, 2 AFC Titles, 1 Super Bowl Championship (Super Bowl LIV)



DAN CRUMB

**EXECUTIVE VICE PRESIDENT
AND CHIEF FINANCIAL
OFFICER**

**13TH YEAR IN
THE NFL**

**13TH YEAR WITH
THE CHIEFS**



Dan Crumb was named Kansas City's Chief Financial Officer on September 17, 2010 and added the title of Executive Vice President in March 2021. He enters his 13th season in the National Football League in 2022, working with Chiefs Chairman and CEO Clark Hunt and President Mark Donovan in directing the club's financial operations and supporting the team's business operations.

Since joining the Chiefs, Crumb has been instrumental in instituting changes that have improved the team's business efficiency, including the development of the team's business intelligence strategy and data analytics capabilities, while also strengthening business continuity and disaster recovery plans. He also oversaw the development of a company-wide internal business planning system complete with dashboarding and benchmarking tools to maximize efficiency in the business planning process. Along with the club's finance, strategy and data analytics departments, Crumb also oversees the team's information technology department, which serves the technology needs of both the Chiefs and Hunt Midwest Enterprises. For his work, Crumb was recognized as a 2016 CFO of the Year by the Kansas City Business Journal.

Throughout 2021, Crumb and the club's information technology department continued to strategically outsource software-to-software as a service partner while maintaining closer control on the internal systems needed to facilitate game day or other major events at GEHA Field at Arrowhead Stadium. New solutions in payment processing as well as customer data, marketing and loyalty were introduced to improve the fan experience. Additionally, enhanced protective controls were added for both building access and event credentialing. Lastly, the technology team digitized many of the processes and displays in our player personnel department, minimizing their dependence on paper and magnet boards.

"Dan has a proven track record of success as a financial officer, and his leadership and experience make him a key addition to our business operations," Hunt said upon hiring Crumb.

Prior to joining the Chiefs, Crumb, a New Orleans native, worked for the New Orleans Hornets of the National Basketball Association as the team's Senior Vice President and Chief

Financial Officer. During his time with the Hornets, he led the club's finance, human resources and information technology departments. He oversaw the transition of the finance department from Oklahoma City to New Orleans following Hurricane Katrina. In addition to financial leadership, Crumb was responsible for compliance with league standards and policies.

Before joining the Hornets, Crumb served as the Chief Financial Officer of Abita Springs Water Company, Inc. He guided the company's rebuilding efforts through Hurricanes Katrina and Rita, which included adjusting the company's business model, procuring product from alternate sources and preparing business interruption and property and casualty claims related to Hurricane Katrina. He also managed the company's finance, information technology and human resources departments for the organization's multi-state operation. Crumb began his professional career at KPMG, an international audit, tax and advisory firm.

An active member of the New Orleans community, Crumb served on the Board of Directors for The Salvation Army, Café Hope and Second Harvest Food Bank of Greater New Orleans and Acadiana. He was also a guest lecturer at the Tulane University Law School Sports Law Program and has authored a number of articles for national and state CPA society journals.

Crumb has brought that same community involvement to the Midwest and is part of numerous philanthropic organizations in Kansas City. He sits on the Board of Trustees for the National World War I Museum and Memorial as well as the United Way of Greater Kansas City. He is also a member of the Board of Directors for the Truman Library Institute and Board of Directors for Harvesters Community Food Network, having served as a past Chair.

In addition to his community service, Crumb is a member of the American Institute of Certified Public Accountants, the Missouri Society of Certified Public Accountants and the Kansas Society of Certified Public Accountants. He also serves on the Board of Directors of the Kansas Society of Certified Public Accountants.

Education: University of New Orleans (B.S. 1987); Tulane University (M.B.A. 1989). **Family:** Wife - Janet; Children - Pat and Ally.



LARA KRUG

**EXECUTIVE VICE PRESIDENT
AND CHIEF MARKETING
OFFICER**

2ND YEAR IN
THE NFL

2ND YEAR WITH
THE CHIEFS



Lara Krug was hired as Kansas City's Executive Vice President and Chief Marketing Officer on June 29, 2021 and begins her second season in the National Football League in 2022.

As the first CMO in franchise history, Krug oversees all club marketing functions, including brand marketing; community outreach; digital, social and website operations; influencer activation; event entertainment; content production and the Hunt Family Foundation.

Reporting directly to team President Mark Donovan, she strategically and proactively works across the organization to identify opportunities to help internal and external stakeholders achieve key growth objectives. Employing short- and long-term strategies, Krug and the marketing team are focused on brand extensions and loyalty with current and new fans; engaging with fans through original content across all the club's social, digital and mobile channels; as well as creating once-in-a-lifetime experiences domestically and globally all in an effort to welcome all to Chiefs Kingdom.

In addition to managing all domestic marketing efforts for the team, Krug is leading the club's international growth in both Germany and Mexico as part of the NFL's IHMA (International Home Marketing Area) announcement in 2021. This league initiative grants clubs access to international territories for marketing, fan engagement and commercialization, enabling the Chiefs to build a more robust global brand while driving NFL fan growth internationally.

"We are thrilled to welcome Lara to Chiefs Kingdom as part of our executive team and as the first Executive Vice President and Chief Marketing Officer in club history. Her track record of success in brand marketing across multiple industries gives us confidence that her voice and expertise will be extremely beneficial for our organization," Donovan said at the time of her hiring.

Prior to joining the Chiefs, Krug spent more than seven years in multiple marketing roles with Anheuser-Busch InBev, eventually taking over as Vice President of U.S. Marketing for Stella Artois (2018-21). Before leading the national marketing efforts for Stella Artois, she served as the Vice President of U.S. Marketing for Anheuser-Busch InBev's Regional Brands, including Estrella Jalisco, Landshark, Presidenté, Beck's and Kirin. Those roles saw her develop and lead experiential platforms and campaigns around Super Bowl LIV (2020) and the FIFA World Cup (2018). She also held positions as the Director of Global Experiential Marketing and Director of Global Digital and Media Operations at Anheuser-Busch InBev.

Before joining A-B InBev, she spent three years with L'Oréal USA, where she finished her time as Associate Vice President of Global Digital Marketing, overseeing the creation of digital and social content toolkits, CRM and data capture strategy. Prior to L'Oréal, Krug was the Manager of Online Marketing for Avon Inc. and Avon.com and was a Media Strategist for multiple national clients at PHD Media.

Education: Miami University (B.A. 2007). **Family:** Husband - Colin; Children - Blake and Carter.



TED CREWS

**EXECUTIVE VICE PRESIDENT
OF COMMUNICATIONS**

25TH YEAR IN
THE NFL

11TH YEAR WITH
THE CHIEFS



Ted Crews was promoted to Executive Vice President of Communications on April 22, 2021 after originally joining the franchise as the Vice President of Communications on Jan. 27, 2012. He begins his 11th season with the Chiefs in 2022.

Crews serves as the club's primary contact and spokesperson for the team's communications efforts for both football and business operations, and is the club's key liaison between coaches, players, team executives and local, national and international media members. He oversees a staff that also works directly with the coaching and personnel departments on research, statistics and other miscellaneous projects. During his time with the Chiefs, Crews has played a critical role in helping the club transition to new coaching and personnel staffs.

Crews is responsible for media scheduling, preparation and speech writing for all facets of the organization, working closely with Chiefs Chairman and CEO Clark Hunt, Head Coach Andy Reid, General Manager Brett Veach, President Mark Donovan and the club's key players to unify messaging and problem solve.

Crews and his team navigated through one of the most unique and challenging media landscapes in NFL history in 2020 and 2021, adapting to COVID safety measures while still providing regular access to the club's players, coaches and executives to promote the brand. In addition, the team's credential application processes were updated, and protocols were established to successfully host media in the stadium and press box on gameday.

In 2014, Crews oversaw the development of a corporate communications department designed to better serve the needs of the club's business operations. Working closely with Donovan, Crews implemented a strategy that focused on media preparation, publicity and messaging support for all departments in the building on both the local and national levels.

This work includes supporting the communications efforts of the team's marketing, outreach and partnership staffs, as well as Arrowhead Events - the club's special events arm - which brings concerts, college football, motorsports, festivals and other special events to the stadium. Crews and his staff have had significant

roles in the communication strategies around the partnership announcement for GEHA Field at Arrowhead Stadium as well as Chiefs Fit, the club's new multi-location fitness center concept.

Entering his 25th season in the National Football League, Crews has been invited by the NFL 10 times to serve as a captain on the league's Super Bowl public relations staff (XLIX, XLIV, XLV, XLVI, XLVII, XLVIII, XLIX, 50, LI, LII) and has also been invited to work a number of Pro Bowls. In 2017, 2018 and 2019 prior to the Super Bowl, the Fritz Pollard Alliance Foundation has honored Crews at the Johnnie L. Cochran Jr. Salute to Excellence Awards Ceremony for his outstanding work and success as an African American in an executive position in the NFL. He was named to the inaugural Executive Board for the Fritz Pollard Alliance in 2021.

A graduate of South Carolina State, Crews was recognized in March of 2014 with one of the school's highest honors as he was selected to receive the Distinguished Young Alumnus Award. In 2013, he was named one of the first 20 people honored as part of the Who's Who in Black Kansas City.

Prior to joining the Chiefs, Crews spent three seasons (2009-11) as Senior Director of Communications for the St. Louis Rams. In that capacity, he served as the primary contact on all football matters for the owners, general manager and head coach, in addition to serving as the team's official spokesperson.

Before joining the Rams, he held the title of Football Communications Manager with the Atlanta Falcons for four seasons (2005-08). In Atlanta, he provided media support for the general manager and head coach, in addition to the coaching staff and players.

The Columbia, Md., native spent five seasons as the Media Relations Assistant for the Carolina Panthers (2000-04) after originally entering the NFL as a department intern with the Panthers, serving two years in that role.

Education: South Carolina State University (B.A. 1999).
Family: Wife - Michelle; Children - Tesdell Jacob IV, Olivia Celeste and Dean J. William.





MATT KENNY

**EXECUTIVE VICE PRESIDENT
OF ARROWHEAD OPERATIONS
AND EVENTS**

6TH YEAR IN
THE NFL

6TH YEAR WITH
THE CHIEFS



Matt Kenny was promoted to Kansas City's Executive Vice President of Arrowhead Operations and Events on March 23, 2021 after originally joining the team as the Vice President of Stadium Services and Events in September 2017. He is entering his sixth season with the club in 2022.

Kenny oversees the fan experience at GEHA Field at Arrowhead Stadium, including parking and logistics, event operations, guest services, and the club's relationships with concessions and merchandise partners. He also oversees Arrowhead Events, the non-football revenue-generating arm of the Chiefs, the team's training camp and is the club's main point of contact with the Jackson County Sports Complex Authority. Additionally, the security, stadium operations and facilities functions for GEHA Field at Arrowhead Stadium and The University of Kansas Health System Training Complex report to him.

In 2020, Kenny led the organization's planning and approval efforts to operate the stadium with fans in a COVID environment. Kenny and his teams worked closely with the City of Kansas City Health Department and complied with all NFL and local health guidelines to modify all operating plans. The team and venue successfully hosted the first NFL game of the season with fans during the NFL Kickoff Game in Week 1 and closed the season by hosting the AFC Championship Game. Kenny and his team introduced an adapted plan and worked with local health leaders to ensure the safe operation of the stadium at full capacity during the 2021 season including a record-setting fourth consecutive Conference Championship game after nine regular season home games and a Wild Card and Divisional game.

Kenny is also leading the evolution of the club's retail and hospitality experience. With the guiding principles of speed of service, quality product and customer value, the advancements include the transition to cashless payments, introduction and expansion of mobile ordering, kiosk order and payment and grab and go concessions stands. Additionally, Kenny has spearheaded the introduction of four new all-inclusive club spaces inside the stadium, the development of the Ford Tailgate District, the repositioning of the Tailgate Suites presented by Tickets for Less and the redesign and renovation of the retail experience at GEHA Field at Arrowhead Stadium.

Despite industry setbacks caused by the pandemic, Arrowhead

Events continues to schedule and host regional and world-class events, including the biggest touring artists, Monster Jam, NCAA Div. I football and the development of owned assets, including the Kansas City BBQ Festival.

Kenny is part of a group of team and civic leaders, which included the Kansas City Sports Commission, who successfully secured the bid for Kansas City to host the 2023 NFL Draft, and he was a member of the Executive Committee that successfully worked to have Kansas City and GEHA Field at Arrowhead Stadium serve as a host site for the 2026 FIFA World Cup.

Kenny joined the Chiefs after five years as Senior Director of Event Operations for the Chicago Cubs and Wrigley Field in Chicago. While in Chicago, he was responsible for leading event operations and transforming the guest experience. In addition, he led the development and operations of the enterprise-wide events business and served as a project manager and contributor to the Wrigley Field restoration and related real estate developments.

Prior to his time at Wrigley Field, Kenny served as Senior Director of Security and Event Services for the Milwaukee Brewers and Miller Park in Milwaukee. In his role, he oversaw all events and the guest experience at Miller Park, including food and beverage and parking partners, and supported the procurement of non-baseball event opportunities. In addition, he maintained relationships with the City of Milwaukee and the Stadium District.

Before joining the Major League Baseball ranks, Kenny worked for the Metropolitan Entertainment and Convention Authority in Omaha, Nebraska, serving as House Manager for Omaha Civic Auditorium. While there, he coordinated and managed all aspects of facilities and events at the venues, including the group's arena, convention center and theater.

He currently sits on the Board of Directors for the Kansas City Sports Commission, the Stadium Managers Association and serves on the aforementioned Kansas City 2026 World Cup Bid Executive Committee.

Kenny studied finance at Miami University's Richard T. Farmer School of Business in Oxford, Ohio, and spent three years in the Executive Education Program at Northwestern University's Kellogg School of Management.

Education: Miami University; Northwestern University.
Family: Wife - Ann; Children - Charlie and Graham.



TYLER KIRBY

**EXECUTIVE VICE PRESIDENT
OF BUSINESS DEVELOPMENT**

**14TH YEAR IN
THE NFL**

**14TH YEAR WITH
THE CHIEFS**



Tyler Kirby enters his 14th season with the Kansas City Chiefs in 2022, and is in his first season as the club's Executive Vice President of Business Development, having been promoted to the position in May 2022.

In his current position, Kirby oversees all aspects of the team's ticket sales and operations, including consumer and performance marketing efforts tied to conversion. Kirby's team focuses on growing fans through a fully digital and data-driven marketing approach and a modernized ticketing operation and fan experience. He will now also lead the club's client services and premium sales departments.

Over the years, Kirby has been integral in launching innovative ticketing initiatives at GEHA Field at Arrowhead Stadium as well as strengthening the club's digital marketing efforts, using data and technology to transform the way the club connects with individuals, markets to fans and grows Chiefs Kingdom. The club has consistently been an NFL leader in ticketing, digital marketing, and innovation during Kirby's tenure. He also helped lead successful youth marketing and fan development initiatives, including the launch of a more robust Chiefs FLAG program and

the creation of the mobile Chiefs Training Lab powered by GEHA.

Prior to being elevated to his current position, Kirby served as the Vice President of Business Development for one year (2021), Vice President of Ticketing for four years (2017-20), Director of Ticket Sales and Operations for four years (2013-16) and spent two seasons as Ticket Sales Manager (2011-12) after originally being hired by the club as a Ticket Sales Representative in April of 2009.

Prior to joining the Chiefs, he spent time with the Illinois State University Athletic Department and as the Marketing Coordinator at U.S. Cellular Coliseum in Bloomington, Illinois.

Kirby received his bachelor's degree in marketing and business administration from Illinois State University in 2007 and received his MBA in marketing from the Bloch School of Management at the University of Missouri - Kansas City in 2011.

He is a member of the KC Chamber's Centurions Leadership Program Class of 2017.

Education: Illinois State University (B.A. 2007); University of Missouri - Kansas City (MBA 2011). **Family:** Wife - Ashley; Children - Colin, Emma and Addison.



KIRSTEN KRUG

**EXECUTIVE VICE PRESIDENT
OF ADMINISTRATION**

13TH YEAR IN
THE NFL

13TH YEAR WITH
THE CHIEFS



Kirsten Krug enters her 13th season with the Chiefs in 2022 and her second year as the club's Executive Vice President of Administration after being promoted to the position on March 23, 2021. In the position, Krug is responsible for overseeing all facets of human resources for the club, including benefits administration, recruiting, employee relations, compensation analysis, training and special projects.

She also oversees the club's Player Services Department, which includes the team's Player Engagement staff as well as the Team Clinician. Those departments are designed to assist players, coaches and staff members in making positive contributions to the Chiefs and the NFL by using various resources to help prepare individuals for life after football, including career placement and financial guidance. In addition, the Team Historian role reports to her.

In 2020 and 2021, Krug served as one of two Infection Control Officers (ICOs) for the club during the pandemic-impacted football season, playing a vital role in the health and safety of staff members, coaches and players inside and outside of team facilities.

Prior to being named the Executive Vice President of Administration, Krug served as the Chiefs Vice President of

Administration for nine years (2012-20) and as Director of Human Resources for two years (2010-11). Before beginning her NFL career, she spent more than 13 years as the Director of Human Resources and Training for Amarr Garage Doors, one of the nation's largest manufacturers of residential and commercial garage doors. While there, she managed all aspects of human resources and training for the more than 600 employees that made up Amarr's workforce.

Prior to her stint at Amarr, Krug served as the Vice President of Business Development at the KU Credit Union and as a Quality Control Supervisor at Kemper Financial Services. The Lawrence, Kansas, native was a letter winner on the University of Kansas tennis team.

Krug currently sits on the Board of Directors for the Boys and Girls Clubs of Greater Kansas City. She was appointed by the mayor of Lawrence, Kansas, to serve on the Lawrence Human Rights Commission for two consecutive terms. Her role with the commission includes overseeing the human rights code for Douglas County.

Education: University of Kansas (B.A. 1989). **Family:** Husband - Robin; Children - Ainsley and Payton.



ROBERT ALBERINO JR.

**VICE PRESIDENT OF CONTENT
AND PRODUCTION**

28TH YEAR IN
THE NFL

5TH YEAR WITH
THE CHIEFS



Rob Alberino re-joined the Chiefs in 2021 as the Vice President of Content and Production after originally serving as the club's Vice President of Media and Marketing for three years (2010-13). He enters his fifth season with the club and his 28th season in the NFL in 2022.

Alberino leads all short-form and long-form content efforts, including creation and distribution across the club's traditional, digital, social and over-the-top platforms. He also oversees all aspects of game production, presentation and entertainment elements at GEHA Field at Arrowhead Stadium.

Beginning in 2022, Alberino will oversee a new division of production which will help launch the team and the brand into new international markets, as well as complete special projects and new long-form concepts. These efforts will deliver best-in-class content to Chiefs fans in Germany and Mexico, helping grow Chiefs Kingdom overseas as well as expand the NFL's international fanbase.

In his first stint with the franchise, Alberino oversaw the club's media partnerships and creation of the in-house production team, 65 Toss Power Trap Productions, as well as the team's digital operations on Chiefs.com while playing a key role in the club's marketing initiatives. Under Alberino's direction, 65TPT garnered the franchise's first 18 Emmy Awards and captured 41 National Telly Awards, as well as became the first NFL club to win a

prestigious New York Festival Award.

He spent eight seasons (2013-20) as Vice President/Executive Producer for the San Francisco 49ers between his stops in Kansas City. With San Francisco, Alberino oversaw all marketing, creative and design, as well as the launch and direction of 49ers Studios, the team's in-house production division. His group created all multimedia and broadcasts across all platforms, while he managed branding, events, social media and new media.

Prior to joining the Chiefs in 2010, Alberino spent 13 seasons with the Philadelphia Eagles (1997-2009) as Vice President of Broadcasting where he helped launch the Eagles Television Network, earning 38 Regional Emmys and more than 100 Tellys and other regional accolades. He spent two years (1995-97) as a filmmaker/producer with NFL Films where he was a writer/director for HBO's "Inside the NFL."

In 2012, while with the Chiefs, Alberino was bestowed an honorary enlistment in the United States Army and continues to pay forward the honor by working alongside all branches of the military on a daily basis. He sits on the Board of Directors for The First Twenty, a non-profit dedicated to improving the performance, health and safety of the American First Responder.

Education: Duquesne University (B.A. 1992). **Family:** Wife - Lisa; Children - Jordan, Angelina and Stella GiGi.



NICK CAPO

**VICE PRESIDENT OF EVENT
OPERATIONS**

17TH YEAR IN
THE NFL

5TH YEAR WITH
THE CHIEFS



Nick Capo was promoted to Vice President of Event Operations on September 9, 2021 and enters his fifth season with the club in 2022 after originally joining the Chiefs in 2018 as the Director of Event Operations.

Reporting to the Executive Vice President of Arrowhead Operations and Events, Capo plans, directs and manages the day-to-day operations for all events at GEHA Field at Arrowhead Stadium, including football games, concerts and other special events. His team is responsible for the advance alignment and dissemination of all game and event-day details across the operation of the stadium.

In addition, Capo has provided operational support for key internal initiatives and special projects, including the team's back-to-back Super Bowl appearances following the 2019 and 2020 seasons, as well as serving on the internal committee that launched Chiefs Fit, the state-of-the-art team-themed fitness, health and wellness center. He also oversees a staff of full-time managers in event services and event operations who support the sourcing, hiring and training of more than 500 seasonal union and non-union event staff members.

Prior to joining the Chiefs, Capo spent four years as the Senior Director of Ballpark Operations and Events for the San Diego Padres and Petco Park (2014-17). While in San Diego, he oversaw multiple departments, including security, event operations, guest services, groundskeeping, special events and ticket operations and supported an event calendar that feature more than 150

baseball games and other special events. He served as the primary lead for operations and logistical planning for the 2016 Major League Baseball All-Star Game at Petco Park and was the club's primary contact with the City of San Diego related to the venue's event schedule.

Before making the jump to baseball, he spent 10 years (2005-14) in various managerial and director-level roles with both the Miami Dolphins and what is now Hard Rock Stadium. While in Miami, Capo served as the Executive Director of the Dolphins Cycling Challenge (2011-14), the Miami Dolphins' premier fundraising event. He also served as Senior Director of Stadium Operations and Events (2010-12), Senior Manager of Stadium Operations (2008-10) and Manager of Event Operations (2005-07), handling many facets of operations for the football team and stadium, including event set-up and conversion, as well as staffing. He also completed two separate year-long internships with the Dolphins and Pro Player Stadium in 1999 and 2002.

Over the course of his professional career Capo has worked a number of notable events, including nine Super Bowls, the MLB All-Star Game, WrestleMania and multiple major stadium concert tours.

Capo graduated with a bachelor's degree in sports management from Fort Hays State University in Hays, Kansas.

Education: Fort Hays State University (B.A. 2002). **Family:** Wife - Kollisa, Children - Chloe, Cole and Cash.



BRIAN DUNN

**VICE PRESIDENT OF
ACCOUNTING AND CONTROLLER**

12TH YEAR IN
THE NFL

12TH YEAR WITH
THE CHIEFS



Entering his 12th season with the Kansas City Chiefs in 2022, Brian Dunn was promoted to Vice President of Accounting and Controller in May 2022.

In his position, Dunn oversees the club's financial and NFL reporting, payroll, cash management, and all aspects of the club's accounting activities. Additionally, he assists in the team's annual budgeting process and oversees the operations of the Hunt Family Foundation 50/50 Raffle at GEHA Field at Arrowhead Stadium, which has raised more than \$4 million for local charities since it was first introduced in 2013.

Dunn originally joined the Chiefs in 2011 as the Controller. During his tenure, he has spearheaded efforts to improve the club's financial reporting systems, internal controls and processes. These improvements included the implementation of a variety of information technology solutions to automate processes

and streamline reporting.

Prior to arriving at the Chiefs, Dunn served as Director of SEC Reporting and Compliance for CVR Energy (2008-11) focusing on external financial reporting, Sarbanes-Oxley compliance and technical accounting research. He also spent nearly nine years (1999-08) with KPMG LLP, one of the world's leading accounting and financial services firms, reaching the level of Senior Manager, serving clients in several industries, including financial services, professional sports and engineering.

He is a member of the American Institute of Certified Public Accountants, the Missouri Society of Certified Public Accountants and the Kansas Society of Certified Public Accountants.

Education: University of Kansas (B.S. Business/Accounting 1998; Master of Accounting and Information Systems 1999).

Family: Wife - Mandi; Children - Mason, Sarah and Henry.



**BRAD
GEE**

**VICE PRESIDENT OF
FOOTBALL COMMUNICATIONS**

15TH YEAR IN
THE NFL

14TH YEAR WITH
THE CHIEFS



Brad Gee enters his 14th season with the Chiefs in 2022 and embarks on his second season as Vice President of Football Communications after being promoted to the position on September 9, 2021.

He originally joined the club as a Public Relations Intern in 2009 before being hired full-time that same year. In 2011 he was promoted to Manager of Football Communications and has since continued his rise in shaping the club's football communications efforts as Assistant Director of Football Communications (2014-15) and most recently as Director of Football Communications (2016-20).

Reporting to the Executive Vice President of Communications, Gee works closely with the team's players, coaches, personnel executives and football operations departments on numerous projects and initiatives, including interviews, feature sit-downs, media preparation, team partnership obligations and special projects.

He handles the club's day-to-day media operations and logistics, serving as the lead point of contact for media regularly assigned to cover the team. He is also the main liaison for the club's internal content teams.

Prior to joining the Chiefs, Gee served as a Communications Intern with the Denver Broncos (2008) and was a Training Camp Intern with the Broncos (2006-07), giving him a total of 15 NFL seasons and 17 NFL training camps.

He has worked nine Super Bowls, two Pro Bowls and one AFC Championship Game as a member of the NFL's public relations staff.

The Des Moines, Iowa, native graduated with a bachelor's degree in communications from Iowa State University in Ames, Iowa, where he spent four years working in the Cyclones' Athletics Communications office.

Education: Iowa State University (B.A. 2008). **Family:** Wife - Megan, Children - Henry and Charlie.



BRANDON HAMILTON

**VICE PRESIDENT OF STADIUM
OPERATIONS AND FACILITIES**

13TH YEAR IN
THE NFL

13TH YEAR WITH
THE CHIEFS



Brandon Hamilton was named Kansas City's Vice President of Stadium Operations and Facilities on May 4, 2017 and is entering his 13th season with the Chiefs in 2022.

In his current role, Hamilton oversees all aspects of stadium systems, stadium maintenance and the stadium grounds for both GEHA Field at Arrowhead Stadium and The University of Kansas Health System Training Complex.

In addition to regular maintenance of facilities and systems, Hamilton has overseen a number of stadium construction and renovation projects over the past few years, including a three-year seat replacement project, technology upgrades to the end zone scoreboards, suite upgrades and a complete Team Store remodel. Hamilton helped managed the complete reimagination of the Chiefs Hall of Honor in the stadium's lower level concourse, as well as the renovation of the club's home locker room complex at GEHA Field at Arrowhead Stadium, both of which were unveiled prior to the start of the 2021 campaign.

With the coronavirus pandemic forcing the adoption of new COVID-19 protocols across the National Football League, Hamilton was appointed as a member of the club's Stadium Emergency Response Team, serving as the stadium's Infection Control Officer in 2020 and 2021. His team was a critical component in the successful relocation of training camp to GEHA Field at Arrowhead Stadium and The University of Kansas Health System Training Complex due to NFL coronavirus policies in 2020.

In addition, Hamilton and the stadium operations staff were heavily involved in planning for the return of staff and fans to the venue, including the ordering and maintaining of cleaning products, equipment and PPE, as well as enhanced cleaning and sanitization plans for both the stadium and practice facility.

Under his guidance, both the stadium and the practice facility achieved GBAC STAR Facility Accreditation from the Global Biorisk

Advisory Council after demonstrating the proper cleaning protocols, disinfection techniques and work practices to combat biohazards and infectious disease.

Prior to being named Vice President of Stadium Operations and Facilities, Hamilton served as the club's Director of Facilities for seven seasons (2010-16). As the Director of Facilities, he was responsible for facility management of both the stadium and the club's practice facility and office complex.

Hamilton also directs the club's Extra Yard for the Environment program; a sustainability initiative designed to devise and implement new environmentally friendly policies. The program currently focuses on waste diversion, energy efficiency and recycling at GEHA Field at Arrowhead Stadium, The University of Kansas Health System Training Complex and encourages fans to examine their sustainability efforts at home. Hamilton continues to work with national supply chain members to transform back-of-the-house concession waste into compostable products that can be diverted.

In May 2021 Hamilton was named to the Board of Directors of the Green Sports Alliance, an environmentally focused 501c(6) trade organization that convenes stakeholders from around the sports world to promote healthy, sustainable communities.

Prior to joining the Chiefs in 2010, Hamilton served as Program Manager at The Konrath Group. During his time there he worked on the Arrowhead Stadium renovation that took place between 2007-10. Before that he spent a decade working in residential construction as a builder and superintendent.

Hamilton majored in geology and geography at Northwest Missouri State and completed studies at IAVM Venue Management School in 2014.

Education: Northwest Missouri State University (B.S. 1995).

Family: Wife - Cyndi; Children - Miranda, Kyle, Luke and Aiden.



KEVIN HIGGINS

VICE PRESIDENT OF INFORMATION TECHNOLOGY /
CISO

6TH YEAR IN
THE NFL

6TH YEAR WITH
THE CHIEFS



Kevin Higgins begins his sixth season with the club in 2022 and is in his second season as the Vice President of Information Technology/CISO after being promoted to the position on Sept. 8, 2021.

Reporting to the club's Executive Vice President and Chief Financial Officer, Higgins originally joined the franchise in 2017 as the Director of Information Technology and in 2019, added the title of Club Information Security Officer to his duties.

In his role he oversees the operations, management and security of information assets and technology resources for the club as well as Hunt Midwest. He and his staff handle all technology-related needs for the club, including device security and management, network security, product management, software development and help desk support. For his efforts, Higgins was recognized as a CIO Award recipient by the Info-Tech Research Group in 2020 for extraordinary technology leadership. This award recognizes CIOs who have achieved a world-class level of business leadership satisfaction.

Throughout 2021, Higgins and his team continued to strategically outsource software-to-software as a service partner while maintaining closer control on the internal systems needed to facilitate a game day or other major events at GEHA Field at Arrowhead Stadium. New solutions in payment processing as well as customer data, marketing and loyalty were introduced to improve the fan experience. Additionally, enhanced protective

controls were added for both building access and event credentialing. Lastly, the technology team digitized many of the processes and displays for the player personnel department, minimizing their dependence on paper and magnet boards.

Prior to joining the Chiefs, Higgins held multiple director-level and executive roles in the information technology space focusing on data-informed technical and operational solutions to meet a variety of business needs. These stops included two years as the Chief Technology Officer at Ad Astra Information Systems in Overland Park, Kansas (2015-17), two years as IT Director for the Society of Teachers of Family Medicine in Leawood, Kansas (2013-15), and nearly six years as Director of E-Commerce and Marketing Solutions at Collective Brands, Inc. in Topeka, Kansas (2007-13).

In addition, he made three professional stops in Atlanta, Georgia, in various IT capacities, including as the Director of Product Development at PRGX Inc. (2006-07) and Vice President of IT and E-Commerce at Anderson Press Inc. (2003-06). He also served as Chief Architect and Owner for Digital Research Enterprises, Inc., a family-owned professional services, software development and business consulting firm (1995-03).

Higgins graduated with a bachelor's degree in computer science from Kennesaw State University in Kennesaw, Georgia.

Education: Kennesaw State University (B.S. 1994). **Family:** Wife - Heather. Children - John, Erin and Kathryn.



KIMBERLY HOBBS

**VICE PRESIDENT OF
CORPORATE PARTNERSHIPS
AND PREMIUM SALES**

6TH YEAR IN
THE NFL

6TH YEAR WITH
THE CHIEFS



Kimberly Hobbs enters her sixth season with the Chiefs in 2022 after being hired as Kansas City's Vice President of Corporate Partnerships and Premium Sales on October 23, 2017.

In her role with the Chiefs, Hobbs oversees all new business, renewals, activation and service for corporate partnerships and media rights revenue streams and has helped the team generate record-setting results over the past few seasons. With the announcement of NFL IHMA (International Home Marketing Area) rights for the Chiefs in Germany and Mexico beginning in 2022, Hobbs is also leading the club's international revenue efforts as the team focuses on expanding brand awareness to fans in Germany and Mexico.

Hobbs was instrumental in securing the first stadium naming rights agreement in franchise history, which was announced in March 2021. The agreement with GEHA (Government Employees Health Association, Inc.) expanded on the existing, robust relationship between the Chiefs and GEHA, creating GEHA Field at Arrowhead Stadium. The long-term agreement preserves Arrowhead Stadium as part of the venue's identity and runs through the end of the stadium lease agreement with Jackson County Sports Complex Authority.

During the COVID-impacted 2020 season, Hobbs and her team navigated the unique challenges brought on by the coronavirus pandemic by relying on the strong relationships built on the club's client service model. Her team focused on driving value to partners and suite holders with unique solutions, including the development and deployment of league-approved, partner-branded tarps, as well as leveraging the club's valuable social and digital assets. New business did not pause in 2020 as Hobbs and her team were able to leverage team performance and popularity after the Super Bowl LIV win, growing the business in three new categories - RV rentals/sales, cashless payment and

expanding the liquor category.

Hobbs joined the Chiefs after seven years (2011-17) with Sprint Center and its parent company, Anshutz Entertainment Group. Most recently, she spent four years as Vice President of Corporate Sales and Services/Partnerships and Premium Services (2014-17) after three years (2011-13) as Director of Corporate Sales and Services. In her roles, she generated and developed new lines of business for the services while providing strategic direction to the sales team to develop, grow and sell suite leases and premium club memberships.

Prior to her time at Sprint Center, Hobbs served as the Director of Marketing and Activation at Silver Chalice, a Boulder, Colorado-based digital-focused marketing agency with an emphasis on new media assets in online and mobile platforms.

Early in her career, Hobbs spent a decade as the Group Manager for Corporate Sponsorship Marketing at Sprint Nextel Corporation in Overland Park, Kansas, focusing her time on sports and entertainment marketing. In her role, she developed sponsorship marketing strategy and property selection in the NFL, NASCAR, the United States Ski and Snowboard Association, as well as for the Tony Awards and the Sprint Center.

Hobbs graduated from the University of Kansas in Lawrence, Kansas, with a bachelor's degree in journalism and earned a master's in education and athletic administration from Ohio University in Athens, Ohio. She is a board member of the Women's Intersport Network (WIN for KC), is the Board Chair for the Young Professional Alliance at The University of Kansas Health System, has been involved with Girls on the Run of Greater Kansas City and is on the board for the University of Kansas Alumni.

Education: University of Kansas (B.A. 1994); Ohio University (M.S. 1996).



NEALE HOOD

**VICE PRESIDENT OF
CORPORATE PARTNERSHIP
SALES**

1ST YEAR IN
THE NFL

1ST YEAR WITH
THE CHIEFS



Neale Hood joined the Kansas City Chiefs in June 2022 as the club's Vice President of Corporate Partnership Sales. In his role he will help direct all new sales efforts, as well as assist in renewal efforts for the organization.

Hood joins the Chiefs after more than a decade in partnership activation, business development and revenue generation at multiple stops in the motorsports industry, responsible for helping secure tens of millions of dollars in partnership and sponsorship agreements in that time.

He most recently served as the Senior Director of Partnerships for John Force Racing (2021-22), running the day-to-day sales operation and building out the racing team's initial commercial division. Prior to that stop, Hood spent three years (2018-20) as the Senior Director of Partnerships for Indianapolis Motor

Speedway/INDYCAR, the premier level of open-wheel racing in North America.

He spent six years (2012-17) with two separate NASCAR teams, serving as the Director of Business Development and Marketing for Furniture Row Racing for three years (2015-17) and as the Director of Business Development for Michael Waltrip Racing (2012-15).

Hood had an initial stint at INDYCAR from 2010-12, serving as the Manager of Partner Strategy, running the INDYCAR Fan Club and building a business-to-business platform for sales generation.

Education: Indiana University (B.A., 2008), Valparaiso University (M.S., 2010). **Family:** Wife - Amanda; Children - Holden.



JAYNE MARTIN

**VICE PRESIDENT OF FAN
EXPERIENCE**

**21ST YEAR IN
THE NFL**

**21ST YEAR WITH
THE CHIEFS**



Jayne Martin begins her 21st season with the Chiefs in 2022 and her first as the club's Vice President of Fan Experience after being promoted to the role in May 2022.

Throughout her two decades with the Chiefs, Martin has focused her efforts on elevating guest service for the club. She originally joined the franchise as the Hospitality and Volunteer Programs Coordinator (2002-05) and went on to serve as the Hospitality and Volunteer Programs Manager (2005-09), Premium Services Manager (2009-10), Customer Relations Manager (2010-13) and most recently spent nine years as the Director of Fan Experience (2013-21).

In her position, she leads a full-time, fan-facing guest services team that is committed to enhancing the fan experience, managing fan and Season Ticket Member communication, as well as providing year-round Season Ticket Member programs and experiences. In addition, she oversees fan conduct initiatives, tracks fan insights and sentiment, and serves on the NFL Guest

Services Committee.

She was instrumental in the development and expansion of the club's new "Championship Service" platform for GEHA Field at Arrowhead Stadium and has developed and coordinated the execution of numerous Season Ticket Member events and gifts, including a celebration of the club's 50th anniversary in Kansas City and a STM anniversary recognition program.

In addition to her guest service roles with the Chiefs, she also spent a number of years managing alumni player and Kansas City Ambassador relationships, as well as coordinated the unique Chiefs Red Coater Program.

Prior to joining the Chiefs, Martin worked as the Marketing Coordinator (1998-00) and Marketing Manager (2001) for Polo Ralph Lauren.

Education: Ole Miss (B.S. 1998). **Family:** Husband - Mike Carroll; Children - Tag, Merit and Gray Martin; Cade, Ellie, Mollie and Max Carroll.



JEFFREY MILLER

**VICE PRESIDENT OF
SECURITY**

13TH YEAR IN
THE NFL

5TH YEAR WITH
THE CHIEFS



Jeffrey Miller was named Vice President of Security on September 5, 2018 and 2022 marks his fifth season with the Chiefs.

Miller reports directly to Chiefs President Mark Donovan and is responsible for developing and managing all safety and security plans and programs for all facets of club operations, including facility security, event day safety, vendor-operated security and traffic procedures, as well as team security. He also serves as the primary liaison between the club and the National Football League office with regards to all security matters.

Since joining the Chiefs, Miller has overseen key security infrastructure improvements that have resulted in elevating the security posture for all events at GEHA Field at Arrowhead Stadium and The University of Kansas Health System Training Complex.

Prior to joining the club, Miller spent eight years (2008-16) at the National Football League Office in New York, serving first as Director of Strategic Security Programs (2008-11) and later as Senior Vice President and Chief Security Officer (2011-16). As Chief Security Officer, Miller led and supervised all aspects of

security for the league, including all investigative programs and services, event security (Super Bowl and International Series), game integrity programs, executive protection, fan conduct initiatives and stadium security programs.

Prior to joining the NFL, Miller enjoyed a 24-year career in public service with the Pennsylvania State Police Department (1984-2008) across multiple troops, bureaus, sections and divisions. A decorated law enforcement officer in the State Police, Pennsylvania Governor Edward G. Rendell nominated Miller the 18th Commissioner of the Pennsylvania State Police in January of 2003. He presided over that post for nearly six years before leaving to join the NFL.

After leaving the NFL, Miller spent a year and a half as Senior Vice President for MSA Security, a New York firm specializing in security, intelligence, training and investigative services for public and private clients across several industries.

Education: University of South Florida (A.A. 1983), Elizabethtown College (B.P.S. 1995), Pennsylvania State University (M.P.A. 2001) **Family:** Wife - Andrea; the couple has two daughters.



MICHAEL RAGSDALE

**VICE PRESIDENT OF
FINANCE, STRATEGY AND
ANALYTICS**

16TH YEAR IN
THE NFL

16TH YEAR WITH
THE CHIEFS



Michael Ragsdale enters his 16th season with the Kansas City Chiefs in 2022 and was promoted to Vice President of Finance, Strategy and Analytics in May 2022.

In his role, Ragsdale is responsible for all areas of finance, including budgeting, forecasting and reporting, as well as the club's data science efforts, including analytics and business intelligence. Over his tenure, he has also been involved in helping revamp the club's financial systems and also serves as the lead analyst for Arrowhead Events, the team's dedicated special events business that brings concert, college football, motorsports and other events to GEHA Field at Arrowhead Stadium.

Ragsdale originally joined the Chiefs in 2007 as a staff accountant and worked in that capacity until 2016 when he was promoted to Director of Financial Planning and Analysis (2016-18). He most recently served as Director of Strategy and Analytics (2019-21).

Prior to joining the Chiefs, Ragsdale spent nearly three years as a check clerk at the Federal Reserve Bank of Kansas City. He received his Bachelor of Science in accounting and finance from Rockhurst University in Kansas City and went on to earn a Master of Business Administration in accounting and finance from Rockhurst while with the Chiefs.

He is a member of both the Missouri Society of Public Accountants and the American Institute of Certified Public Accountants and has been a CPA since 2016. He previously served as a Young Alumni Trustee for the Rockhurst University Board of Trustees and was a member of the board for the Young Professional Association at The University of Kansas Health System.

Education: Rockhurst University (B.S. 2007; MBA 2009).

Family: Wife - Kelsey; Children - Rose, Tessa and Benson.



ANNE SCHARF

**VICE PRESIDENT OF
COMMUNITY IMPACT AND
CIVIC AFFAIRS**

19TH YEAR IN
THE NFL

13TH YEAR WITH
THE CHIEFS



Anne Scharf was named Vice President of Community Impact and Civic Affairs in May 2022 after spending three years as the Vice President of Hunt Family Foundation and Civic Affairs, and she is entering her 13th season with the Chiefs.

In her role, she is responsible for the community engagement strategy for the Chiefs organization, including philanthropy, community impact, community partnerships and community activations. She oversees the Hunt Family Foundation which provides wide-ranging support for local children facing barriers to opportunity and is also responsible for the Chiefs organization's governmental and civic affairs. She also provides support for club ownership and team executives as it relates to civic engagement and responsibility.

The Hunt Family Foundation serves as a separate non-profit entity that supports the team's community outreach efforts and provides vital support to more than 100 local agencies annually. Signature community partnerships include the Chiefs Charity Game, which has raised more than \$14.5 million for local charities, an education-based partnership with City Year Kansas City supporting the Kansas City Public School District and a collaboration with MOCSA to expand their programs that prevent sexual violence and increase awareness about victim services in Kansas City. In 2021, the Hunt Family Foundation provided \$3.5 million in financial support to over 100 organizations in the greater Kansas City area. Over the past 10 years, the Chiefs and Hunt Family Foundation philanthropic footprint has surpassed \$23 million.

Scharf has also been instrumental in a number of the club's community focused efforts, including education, food insecurity, children's health and wellness, and Inspire Change efforts to help support historically under resourced communities. This work has included voter registration efforts and overseeing the effort for GEHA Field at Arrowhead Stadium to serve as polling location for the November 2020 general election.

Since 2013, Scharf has been responsible for all government relations and civic affairs for the Chiefs organization in Kansas City and across Missouri. She represents the Chiefs organization with lobbying efforts in Jefferson City, works in partnership with other local civic groups to advocate for the Chiefs organization and the Kansas City region.

Scharf originally joined the Chiefs in December of 2009 as the club's Manager of Business Operations, spending more than four years supporting business development and strategic planning for the organization. In February of 2014, she was promoted to Director of Foundation and Development, eventually taking on the title of Director of Foundation and Civic Affairs in May of 2017, when she began overseeing the club's community outreach efforts.

She joined the Chiefs after six years with the National Football League office in New York City where she worked in the International Media and Events departments, with a focus on business development efforts for special events, including the Super Bowl, Pro Bowl, Draft and International Series.

Scharf currently sits on the Board of Directors for The Children's Place and the MoKan Basketball Club, in addition to serving on the Trent Green Ronald McDonald House Golf Committee. Previously she served on the Board of Directors for the Jewish Community Center of Greater Kansas City, has participated in the Governance Academy for the United Way of Greater Kansas City, was an Event Chair for the 2019 Gala for the Kemper Museum of Contemporary Art and was an Event Co-Chair for Southwest Boulevard Family Health Care in 2017.

She earned her bachelor's degree in history from Yale University, where she was captain of the Yale field hockey team and was a member of both the Yale College Council and the Yale Community Outreach Committee.

Education: Yale University (B.A. 2001). **Family:** Husband - Brian; Children - Charlie and Tommy.



JEREMY SLAVENS

VICE PRESIDENT OF
ARROWHEAD EVENTS

20TH YEAR IN
THE NFL

20TH YEAR WITH
THE CHIEFS



Jeremy Slavens enters his 20th season with the Chiefs in 2022, and his second as the club's Vice President of Arrowhead Events after being promoted to the newly created position on September 8, 2021 after serving seven seasons (2014-20) as the team's Director of Events.

Reporting to the Executive Vice President of Arrowhead Operations and Events, Slavens is responsible for all aspects of Arrowhead Events, the team's non-football revenue-generating events business that works to make GEHA Field at Arrowhead Stadium a year-round entertainment destination that serves the entire Midwest region. This includes the development and fostering of local and national relationships with promoters of all types across the sports and entertainment industry.

These efforts account for many of the organization's largest events, including major concert tours, motorsports, international soccer matches, college football games, stadium festivals, 5K runs and corporate events. In addition, Slavens directs the franchise's training camp operations at Missouri Western State University in St. Joseph, Missouri, serving as the key liaison between the team's football operations and the college, as well as overseeing a staff responsible for the daily operation of the fan-facing elements of training camp.

Slavens also oversees the corporate event sales staff, the corporate event operations staff and the stadium tour staff, with the group typically selling and operating more than 300 events at GEHA Field at Arrowhead Stadium annually.

He originally joined the Chiefs in 2000 as a sponsorship intern

and went on to spend three years (2001-03) as a Sponsorship Coordinator with the Kansas City Wizards (now Sporting KC), which was under Hunt family ownership at the time. In 2004, Slavens was hired by the Chiefs as a Sponsorship Coordinator and went on to become the club's Marketing Manager (2006-09) and eventually the Manager of Special Events and Marketing (2009-10), working on integrated marketing and media plans for sales and special events, as well as performing customer and market research.

In 2011 he was named Director of Marketing and Special Events where he spent three full seasons focusing on marketing campaigns that encompassed a wide range of team initiatives and fan-facing events before being named Director of Events (2014-2020) where his sole focus became attracting and creating events to generate a sustained annual revenue source for the club.

Slavens graduated with a bachelor's degree in business administration from Westminster College in Fulton, Missouri, and is a 2018 graduate of the Venue Management School at the International Association of Venue Managers.

He served on the bid committee that secured the 2023 NFL Draft for Kansas City and was a member of KC2026, Kansas City's Executive Committee that was successfully awarded host city status the 2026 FIFA World Cup, with matches slated for GEHA Field at Arrowhead Stadium.

Education: Westminster College (B.A. 2000). **Family:** Wife - Tammy, Son - Henry.



DR. SHAUN TYRANCE

**VICE PRESIDENT OF PLAYER
SERVICES AND ASSESSMENT**

4TH YEAR IN
THE NFL

4TH YEAR WITH
THE CHIEFS



Shaun Tyrance originally joined the Chiefs in 2019 as the franchise's first in-house clinician and enters his fourth season with the Kansas City Chiefs in 2022. He was promoted to Vice President of Player Services and Assessment in May 2022.

In the newly developed role as Vice President of Player Services and Assessment, Tyrance focuses on all aspects of behavioral health, wellness and performance psychology for all club employees, including players, coaches and staff. Tyrance also provides special programming for the team's rookies and players on injured reserve, as well as spearheads the organization's diversity education initiative, Kingdom United.

Prior to joining the Chiefs, Tyrance had opened a successful private practice in Charlotte, N.C., in 2010, where he provided mental health counseling, leadership development and mental skills training to college and professional athletes. In addition to working with athletes and coaches, Tyrance has consulted with Fortune 500 companies to help them hire and develop top talent within their organizations.

Tyrance also spent a decade working in collegiate and professional athletics, serving as the Director of Sport Psychology

for the University of North Carolina at Charlotte (2007-10), the Director of Sport Psychology for Chip Ganassi Racing, a multi-car NASCAR team (2006-07), and as the Academic Coordinator for Football at North Carolina State University (2003-06).

In addition to being a licensed clinical mental health counselor, Tyrance is certified in multiple psychometric tools, including the 16PF, Hogan Personality Assessments (HPI, HDS & MVPI) and Birkman First Look (career assessment). He has been published in periodicals and is the co-author of *Winning at the College Level: Thriving as a First-Year Student-Athlete* and *The Career Game Plan: Preparing Student-Athletes to Compete and Win in the World of Work*.

He was a four-year letter-winner and co-captain for the Davidson College football program, graduating with a bachelor's degree in sociology.

Education: Davidson College (B.S. 2000), University of North Carolina at Greensboro (M.S. 2003), North Carolina State University (M.Ed. 2006), University of North Carolina at Charlotte (Ph.D. 2010). **Family:** Wife - Margaret; Children - Raegan and Riley.



DAVE TOUB

**ASSISTANT HEAD COACH/
SPECIAL TEAMS COORDINATOR**

22ND YEAR IN THE NFL

10TH YEAR WITH THE CHIEFS



TOUB'S FOOTBALL CAREER

1980-81 Springfield College	Offensive Lineman
1983-84 Texas-El Paso	Offensive Lineman
1986-88 Texas-El Paso	Grad. Assistant ('86) Strength & Conditioning ('87-88)
1989-00 Missouri	Defensive Line/Strength & Cond.
2001-03 Philadelphia Eagles	Asst. ST/Asst. DL
2004-12 Chicago Bears	Special Teams Coord.
2013-22 Kansas City Chiefs	ST Coord. ('13-17) Asst. Head Coach/Special Teams Coord. ('18-22)



Dave Toub enters his 10th season in Kansas City in 2022. He added assistant head coach to his title in 2018 after serving five seasons (2013-17) as the club's special teams coordinator.

In 10 seasons under Toub, the Chiefs special teams units have led the league in several categories. Since 2013, the club ranks first in kickoff return average (25.3), second in punt return average (10.0), first in return touchdowns (14 - 8 PR, 6 KR) and tied for second in return touchdowns allowed (one). The Chiefs took over the top mark for single-season kick return average in NFL history in 2013 averaging 29.9 yards per return.

In 2021, K Harrison Butker made 25 of his 28 field goals, including a game winning field goal versus the New York Giants. He also hit 47 of 49 PAT's on the season, his second best percentage of his career (95.9). The special teams unit ranked third in punt return average (12.0 yards) and tied for third in punt returns over 20 yards with four. They ranked in the top 10 in kickoff return average (23.4 yards) and fifth in kickoff returns of 20 plus yards (73.3). Second year P Tommy Townsend won AFC

Special Teams Player of the Week (Week 9) and won AFC Special Teams Player of the Month for November (Week 12). During the Week 11 game at Las Vegas, Townsend completed a pass for 16 yards to WR Marcus Kemp in the fourth quarter on a punt fake.

In 2020, Toub's special teams units ranked in the top 10 in field goal percentage (92.6) and average starting field position after kickoff (25.8) en route to a second-consecutive Super Bowl appearance. K Harrison Butker converted 25 of his 27 field goal attempts and earned Special Teams Player of the Week honors after converting two 58-yard field goals in the Chiefs win over the LA Chargers in Week 2. Since Butker's arrival in 2017, he ranks third in Chiefs history with 671 points scored. He also tied the record for most field goals in a playoff game (three) against Cleveland and Tampa Bay. WR Byron Pringle was also named Special Teams Player of the Week after a 102-yard kickoff return touchdown in a win over the Denver Broncos in Week 7. Rookie P Tommy Townsend earned Special Teams Player of the Week after punting six times, dropping a career-high three kicks inside the 20-yard line in the victory over the New Orleans Saints in Week 15. Townsend also set a Chiefs single-game record 60.8 yards punting average in Week 4 vs. New England.

The 2019 Super Bowl Champion Chiefs special teams ranked in the top 10 in kick returns, kick return coverage and punt return coverage. Rookie WR Mecole Hardman recorded the longest kick return, scoring a touchdown on a 104-yard kickoff in the final game of the regular season against the Los Angeles Chargers. Hardman's 104-yard kickoff return touchdown ranked as the third-longest kickoff return in Chiefs history. He was named Second-Team All-Pro as a kick returner and named to his first Pro Bowl as a return specialist. K Harrison Butker set a franchise record for most points by a kicker in a single season with 147 points. In his 15th season, P Dustin Colquitt recorded 48 punts for 2,126 yards putting his career total at 50,393 punting yards, the eighth-most in NFL history.

In 2018, the Chiefs special teams ranked in the top 10 in punt return, punt return coverage and kickoff return. Butker had a strong second season, making 24 of 27 kicks and Colquitt placed 21 kicks inside the 20 yard line, moving him to third all-time in NFL history (441).

In 2017, the Chiefs led the NFL with 41 field goals, 38 of those FGs were made by rookie K Harrison Butker who exceeded expectations since joining the team in Week 4. Butker recorded a franchise record 23 consecutive FGs, ranking first in franchise history for most FGs made in a single season (38) and tied for first for the most 50-plus yard FGs in a season with four. WR Tyreek



Hill earned his second Pro Bowl selection, tallying 25 punt returns for 204 yards and a touchdown. P Dustin Colquitt became the second punter in franchise history to record 1,000 career punts.

Special teams highlighted the Chiefs 30-0 win over the Houston Texans in the 2015 AFC Wild Card Game as RB Knile Davis returned the opening kickoff 106 yards for a touchdown. K Cairo Santos converted two 49-yard field goals and a 33-yard field goal in Houston, setting a postseason franchise record as 49 yards is the longest converted field goal in a playoff game, a record previously held by PFHOF and Chiefs Hall of Fame kicker Jan Stenerud.

Prior to arriving in Kansas City, Toub's special teams units in Chicago finished in the top third of the league for eight straight seasons (2004-11) according to the Dallas Morning News ranking system, including a No. 1 overall finish in 2006 and 2007. Toub was named Special Teams Coach of the Year in 2006 as voted on by his NFL coaching peers.

Toub guided five different Bears players to eight Pro Bowl berths, including Devin Hester's three selections (2006-07 and 2010) Johnny Knox (2009), Brendon Ayanbadejo (2006-07), Robbie Gould (2006) and Corey Graham (2011).

During Toub's tenure, Chicago had an NFL-high 22 kick return TDs compiled by six different players. The Bears also added a touchdown return on two missed field goals and a 92-yard kickoff return touchdown in Super Bowl XLI. Toub helped Hester develop into the NFL's all-time leader in kick return touchdowns (17) while compiling the fifth-best punt return average (12.1 avg.). Hester

set an NFL single-season record with five kick return TDs in his rookie campaign in 2006 and surpassed that mark one year later with six kick return touchdowns.

During his stint with Philadelphia (2001-03), Toub helped Eagles special teams coordinator John Harbaugh earn 2001 NFL Special Teams Coach of the Year honors.

Toub spent 15 seasons coaching at the collegiate level, most recently at Missouri where he coached the defensive line (1998-00) after nine years (1989-97) as the school's head strength coach. Toub began his coaching career in 1986 at his alma mater, Texas-El Paso, as a graduate assistant, and one year later was named the school's head strength and conditioning coach.

Toub was selected in the ninth round of the 1985 NFL Draft by the Philadelphia Eagles as a center. He also spent time with the Los Angeles Rams in 1986. At the University of Texas-El Paso, Toub was a two-time All-WAC selection and earned two Academic All-WAC nominations (1983-84). He was a two-time team captain and was named the program's most outstanding offensive lineman during his junior and senior seasons. He began his collegiate playing career as an offensive lineman at Springfield College in Springfield, Mass. (1980-81). He earned his Bachelor of Science and Master of Education degrees from UTEP.

Education: University of Texas - El Paso (B.S. 1986, M.E.1988). **Born:** Ossining, N.Y. **Family:** Wife - Cheryl; Children - Shane and Nicolette.



ERIC BIENIEMY

OFFENSIVE COORDINATOR



24TH YEAR IN THE NFL

10TH YEAR WITH THE CHIEFS

BIENIEMY'S FOOTBALL CAREER

1987-90 Colorado	Tailback
1991-94 San Diego Chargers	Running Back
1995-98 Cincinnati Bengals	Running Back
1999 Philadelphia Eagles	Running Back
2000 Thomas Jefferson HS (Colo)	Asst. Coach
2001-02 Colorado	Running Backs
2003-05 UCLA	Running Backs ('03-04)
		Running Backs/Recruiting Coordinator ('05)
2006-10 Minnesota Vikings	Running Backs
2011-12 Colorado	Off. Coord./Running Backs
2013-22 Kansas City Chiefs	Running Backs ('13-'17)
		Offensive Coordinator ('18-22)



Eric Bieniemy enters his 10th season with the Kansas City Chiefs and fifth as offensive coordinator in 2022. Bieniemy previously served as the club's running backs coach (2013-17).

In 2021, Bieniemy continued to lead the Kansas City Chiefs offense to finish in the top five in multiple NFL categories including, third down conversion percentage (1st; 52.2), fourth down conversion percentage (T-1st; 66.7), first downs (1st; 419), yards per game (3rd; 396.8), yards after catch (1st; 2,494), offensive touchdowns (5th; 53) and points per game (4th; 28.2) en route to the team's sixth-straight AFC West title. QB Patrick Mahomes continued to add to his NFL resume, adding 4,839 passing yards on 436 completions and 37 touchdowns. Mahomes has 31 career games with 300+ passing yards, which is the most such games by a player in his first five seasons in NFL history. WR Tyreek Hill (111) and TE Travis Kelce (92) each finished the season with more than 90 receptions, marking the first time in

franchise history that a pair of teammates each recorded 90+ receptions in the same season.

The 2020 Kansas City Chiefs offense led the NFL in multiple categories including, net passing yards per game (303.4), yards per game (415.8), first downs (397), yards after the catch (2,254) and plays of at least 20 yards (79) en route to the club's fifth-straight AFC West title and second-straight Super Bowl appearance. QB Patrick Mahomes continued to leave his mark in the NFL record book tying Pro Football Hall of Fame QB Kurt Warner's NFL record of 26 games of at least 300 passing yards in a player's first four seasons. Mahomes also became the fastest QB to record 100 career passing touchdowns, doing so in just 40 games. TE Travis Kelce set an NFL record for a tight end with 1,416 receiving yards, extending his NFL record to five-straight seasons with at least 1,000 yards receiving. WR Tyreek Hill had 1,276 receiving yards and 15 touchdown receptions, tying the franchise record. RB Clyde Edwards-Helaire recorded 803 rushing yards his rookie season and earned the Mack Lee Hill award, an honor voted on by his teammates and given to the top rookie or first year player.

Under Bieniemy, the 2019 Super Bowl Champion Chiefs offense finished in the top 10 in total yards per game (379.2), pass yards per game (281.1), yards per play (6.22) and total points scored (28.2). In his second year as the starter, Mahomes became the fastest QB in NFL history to reach 9,000 passing yards and 75 touchdowns, doing so in only 30 games. Kelce became the fastest TE to reach 500 career receptions in NFL history and became the first TE in NFL history to record back-to-back 1,200 receiving yards seasons. Hill became the fastest wide receiver in Chiefs history to record 4,000 career receiving yards, tallying 4,054 receiving yards in 58 games.

In his first year as offensive coordinator, Bieniemy oversaw one of the most prolific offenses in Chiefs history as the club finished 12-4, earned its third-consecutive AFC West Championship and a No.1 seed in the playoffs en route to hosting the first AFC Championship Game in team history. Mahomes was named the NFL MVP as he passed for 5,097 yards and 50 touchdowns in just his first season as a starting quarterback. Kelce ranked second among NFL tight ends with 1,336 receiving yards, and Hill's 1,479 single-season receiving yards ranked first in Chiefs history.

Under Bieniemy's tutelage in 2017, the club had a 1,000-yard rusher, with the group logging a combined 1,903 yards on the season. From 2013-15, he mentored RB Jamaal Charles. In 2014, Charles recorded 1,000 yards for the fifth time in his career. Charles became the all-time leading rusher in franchise history and finished his Chiefs career with 7,260 career rushing yards. His



5.5 yards per carry average is also the best in Chiefs history. In 2013 under Bieniemy, Charles led the NFL in touchdowns (19) and first downs (104) and ranked second in yards from scrimmage (1,980 yards). He recorded the most receiving yards by a running back in Chiefs history and led the AFC in rushing (1,287 yards).

Prior to returning to the NFL coaching ranks, Bieniemy spent two seasons (2011-12) at his alma mater Colorado after coaching the running backs for five seasons with the Minnesota Vikings (2006-10). In those five seasons, the Vikings produced a 1,000-yard rusher each year while his stable of running backs broke the 100-yard mark 31 times in 80 regular season games.

In 2006, he coached Chester Taylor, who rushed for 1,216 yards; the next season, Taylor and Adrian Peterson combined for 2,185 yards (1,341 by Peterson, who was All-Pro as a rookie). Peterson set a then-Vikings record with 1,760 yards in 2008, earning the Bert Bell Award as the Pro Football Player of the Year. Overall, Peterson totaled 5,782 rushing yards and 52 touchdowns in four seasons under Bieniemy's guidance.

Bieniemy made the move to the professional ranks after three seasons as the running backs coach at UCLA (2003-05). While at UCLA, Bieniemy tutored former NFL RB Maurice Jones-Drew for

three seasons. Jones-Drew earned Freshman All-America honors in 2003, rushed for 1,007 yards in 2004 and was a consensus All-America selection as a kick returner in 2005.

Following his nine-year NFL career, Bieniemy served as an assistant at Thomas Jefferson High in Denver prior to securing his first job as running backs coach with Colorado. In his first two seasons coaching the position, CU ranked in the top-10 in rushing.

He was a second-round draft pick (39th overall) of the San Diego Chargers in the 1991 NFL Draft. He enjoyed a nine-year pro career with three teams: San Diego (1991-94), Cincinnati (1995-98) and Philadelphia (1999), where he played for Chiefs Head Coach Andy Reid. In 142 career NFL games, he rushed for 1,589 yards and 11 touchdowns while catching 146 passes for 1,223 yards. His final year with the Chargers, he played in Super Bowl XXIX.

A letterwinner from Bishop Amat High School in La Puente, Calif., Bieniemy earned second-team All-America honors in football as a senior when he rushed for 2,002 yards and 30 touchdowns.

Education: Colorado (B.A. 2001). **Born:** New Orleans. **Family:** Wife - Mia; Sons - Eric III and Elijah.



STEVE SPAGNUOLO

DEFENSIVE COORDINATOR



24TH YEAR IN THE NFL

4TH YEAR WITH THE CHIEFS

SPAGNUOLO'S FOOTBALL CAREER

1978-81	Springfield College	Wide Receiver
1982	University of Massachusetts	GA
1983	Washington	Personnel Intern
1984-86	Lafayette College (Pa.)	DL/Special Teams
1987-91	University of Connecticut	DBs ('87-89) DC/DBs ('90-91)
1992	Barcelona Dragons (WLAF)	DL/Sp. Teams
1993-94	University of Maine	DC/Secondary
1994-95	Rutgers University	DBs
1996-97	Bowling Green University	DBs
1998	Frankfurt Galaxy	DC/Linebackers
1999-2006	Philadelphia Eagles	Def. Asst./QC ('99-00) Defensive Backs ('01-03) Linebackers ('04-06)
2007-08	New York Giants	Defensive Coordinator
2009-11	St. Louis Rams	Head Coach
2012	New Orleans Saints	Defensive Coordinator
2013-14	Baltimore Ravens	Senior Def. Asst. ('13) Asst. HC/Secondary ('14)
2015-17	New York Giants	Defensive Coordinator
2019-22	Kansas City Chiefs	Defensive Coordinator



Steve Spagnuolo enters his fourth season with the Chiefs as defensive coordinator in 2022.

Steve Spagnuolo's 2021 defense saw some new faces as well as some returning contributors as it established itself en route to the club's sixth-consecutive AFC West title and a return to the AFC Championship game. After a slow start early in the season, the Chiefs defense went on a 10-game stretch allowing only 14.3 points per game, which led the NFL. In addition, the defense held five opponent to 10 points or fewer en route to ranking ninth in

total points allowed. For the third year in a row, Spagnuolo's defense ranked in the top 10 in takeaways, finishing fifth in the NFL. S Tyrann Mathieu continued to be a key leader on this defense ranking third on the team with 76 tackles. Mathieu added 1.0 sack (-11 yards), three interceptions, including one returned for a touchdown. DT Chris Jones logged a team-high 9.0 sacks (-65.5 yards) and earned an NFL Defensive Player of the Week honor following Week 11. His inside presence helped the defense to rank ninth in the NFL for QB hurries. Both Mathieu and Jones were selected to the Pro Bowl following the season. Rookie LB Nick Bolton led the team with 112 tackles, including 11 for a loss as he was named the club's Mack Lee Hill award winner as the team's best rookie or first-year player, an award voted on by his teammates. Bolton also earned the NFL's Defensive Rookie of the Month honor in October. The club traded for LB Melvin Ingram in Week 9. Ingram proved himself a force on this defense adding 15 tackles and 1.0 sack (-7 yards).

The 2020 Chiefs defense held opponents to 22.6 points per game and allowed 20 points or fewer in nine contests en route to the team's second-consecutive Super Bowl appearance. As a unit, the defense sacked opposing QBs 32 times, forced 16 interceptions and six fumble recoveries. The Chiefs scored 67 points off 22 takeaways and finished ranked 10th in QB rating. S Tyrann Mathieu led the team with six interceptions, and DT Chris Jones led the team in sacks for the third-straight season with 7.5 sacks. Mathieu, Jones and DE Frank Clark earned Pro Bowl honors. Jones also was named First-Team All-Pro.

In his first season as defense coordinator of the Super Bowl Champion Chiefs, Spagnuolo oversaw a defense that ranked in the top 10 in several categories: points allowed (7th, 19.3), takeaways (T-10th, 23), red zone touchdown percentage (T-9th, 50.9), QB passer rating (5th, 80.8), yards per pass attempt (6th, 6.67) and 20-plus yard plays (T-10th, 55). In 2019, the defense logged five-consecutive games holding the opposing team to 17 points or fewer, including two-consecutive games holding the opposing team to just three points or fewer. After returning from the bye week in Week 13, the Chiefs defense held opposing teams to just 10.4 points per game for the final five games of the season. In Super Bowl LIV, Spagnuolo's defense stopped three consecutive drives allowing just 58 total yards, which gave QB Patrick Mahomes the field position to score the final 21 points, sealing a Chiefs 31-20 victory over the San Francisco 49ers. In his first season with the Chiefs, S Tyrann Mathieu recorded a team-high four interceptions and 12 passes defended. For the second-consecutive season, DT Chris Jones tallied the most sacks on the Chiefs defense with 9.0. Two members of the Chiefs 2019 defense were nominated for the Pro Bowl following the season, DT Chris



Jones and DE Frank Clark. Mathieu was named First-Team All-Pro as defensive back.

Prior to joining the Chiefs, Spagnuolo served as the defensive coordinator for the New York Giants for three seasons (2015-17) and was named the Giants interim head coach for the final four weeks of the 2017 season. In 2016, the Giants fielded the NFL's most-improved defense, one that was a catalyst behind the team's 11-5 record and first postseason berth in five years. Spagnuolo's defense achieved top-10 rankings in 12 statistical categories, including a top-five ranking in eight critical statistical categories during the 2016 season: touchdowns allowed (first), red zone efficiency (first), points allowed per game (second), opposing quarterback rating (second), yards allowed per rush (second), third-down efficiency (third), completion percentage (third), and first downs allowed per game (fifth). His three years coordinating New York's defense marked his second stint in that role as he served as the Giants defensive coordinator from 2007-08. Spagnuolo's defense helped lead the Giants to a 17-14 victory over the previously undefeated New England Patriots in Super Bowl XLII following the 2007 season holding Tom Brady and the NFL's top offense to 274 total yards, including just 45 yards rushing and 229 net passing yards and did not allow a completion over 19 yards.

After his first stop with the Giants (2007-08), Spagnuolo was hired as head coach of the St. Louis Rams, where he spent three seasons at the helm (2009-11) and led the Rams to a six-game turnaround between 2009-10. Spagnuolo also had a stint as defensive coordinator of the New Orleans Saints (2012) where he

led a unit that finished with 15 interceptions, including four that were returned for touchdowns, and forced 11 fumbles to help the Saints finish with a plus-two turnover differential. Following New Orleans he spent two seasons on the defensive staff of the Baltimore Ravens, first as a senior defensive assistant (2013) and then as assistant head coach/secondary coach (2014).

Spagnuolo broke into the NFL under Kansas City Chiefs Head Coach Andy Reid when Reid held the same position with the Philadelphia Eagles (1999-2012). Spagnuolo spent eight seasons (1999-2006) working on the defensive coaching staff in Philadelphia under the late Jim Johnson, holding the positions of defensive assistant/quality control coach (1999-2000), defensive backs coach (2001-03) and linebackers coach (2004-06). While with the Eagles, Spagnuolo was part of four consecutive NFC East titles, reached four straight conference title games and earned a Super Bowl appearance following the 2004 season.

A native of Whitinsville, Massachusetts, he attended Grafton (Mass.) High School, where he is a member of the school's Athletic Hall of Fame. He earned a bachelor's degree in physical education from Springfield College (Springfield, Mass.), where he was a two-year starter at wide receiver. He earned a master's degree in sports management from the University of Massachusetts. Spagnuolo and his wife Maria established The Spagnuolo Foundation to give hope to youth who otherwise may not have the opportunity to pursue and achieve their dreams.

Education: Springfield College (B.S. 1982); University of Massachusetts (M.S. 1983). **Born:** Whitinsville, Mass. **Family:** Wife - Maria.



94 95 96 97 01 02 03 04 04 95 19 20
06 10 16 17 18 19 20 21

RICK BURKHOLDER



VICE PRESIDENT OF SPORTS MEDICINE AND PERFORMANCE

30TH YEAR IN THE NFL

10TH YEAR WITH THE CHIEFS



BURKHOLDER'S FOOTBALL CAREER

1986	New England Patriots	Summer Intern AT
1988-90	University of Arizona	GA AT ('88-89) Asst. Athletic Trainer ('90)
1991-93	University of Pittsburgh	Asst. Athletic Trainer
1994-98	Pittsburgh Steelers	Asst. Athletic Trainer
1999-12	Philadelphia Eagles	Head Athletic Trainer
2013-22	KC Chiefs	Head Athletic Trainer ('13-17) VP of Sports Medicine & Performance ('18-22)



Known as one of the top athletic trainers in the National Football League, Rick Burkholder enters his 10th season with the Kansas City Chiefs in 2022 and his fifth serving as the club's Vice President of Sports Medicine and Performance. Following his promotion in 2018, he continued to oversee the athletic training staff and added the team's strength and conditioning and equipment departments to his responsibilities.

On Feb. 19, 2014, Burkholder received one of the highest honors in his profession as he was elected to a three-year term as President of the Professional Football Athletic Trainers Society (PFATS), which serves the players of the NFL, the member clubs and other members of the community, while ensuring the highest quality of health care provided to the NFL. During his term, he focused on two specific initiatives - emphasizing the need for gender equality in the NFL's athletic trainers, as well as the importance of athletic trainers at youth and high school levels.

In 2016, Burkholder was inducted into the Pennsylvania Athletic Training Hall of Fame. In back to back years, Burkholder received prestigious awards for his work in the field, earning the National Athletic Trainers' Association's Most Distinguished Athletic Trainer Award (2016) and became just the second person

and first athletic trainer to receive the NATA's President's Award, honoring his contribution to the profession (2017).

In 2022, he added two more honors to his resume. In February, he was named the Fain-Cain Memorial Award for 2021 Outstanding NFL Athletic Trainer of the Year. The Fain-Cain award is named for Dr. Thomas E. Cain and Dr. Robert H. Fain, both long time team physicians for the then-Houston Oilers. The award was established shortly after Dr. Cain's death and Dr. Fain's retirement. Both physicians exhibited long term commitments to the NFL and exemplary performances. The award is given annually to an NFL athletic trainer who manifests these traits. This award is sponsored by the NFL Physician's Society and is presented to the PFATS member who best reflects the virtues of a certified athletic trainer and displays the highest level of professionalism. This award is given annually at the NFL Team Physicians Scientific Meeting and Symposia in Indianapolis at the NFL Combine. In June 2022, Burkholder received the National Athletic Trainers Association Service Award. The Athletic Trainer Service Award recognizes NATA members for their contributions to the athletic training profession as a volunteer at the local and state levels. ATSA recipients have been involved in professional associations, community organizations, grassroots public relations efforts and service as a volunteer athletic trainer. No other award, NATA or otherwise, is a prerequisite for eligibility for the ATSA.

With the coronavirus pandemic forcing the adoption of new COVID-19 protocols across the National Football League, Burkholder became the team's Infection Control Officer (ICO), a leading member of the club's Infection Response Team (IRT). As the local ICO, Burkholder was integral in the development of the club's IDER (infectious disease emergency response) plan, a document detailing how the club was adapting its operations to mitigate risk, the types of cleaning products and equipment being used, how the team is complying with state and local guidelines, as well as how team officials would handle a positive COVID-19 test or symptoms within the staff or locker room, among other topics. In 2020, the plan, which was implemented on a daily basis under Burkholder's watch, was the first among all clubs to be reviewed and approved by the NFL, the NFLPA and jointly appointed infectious disease experts.

Having spent 24 years with Chiefs Head Coach Andy Reid, including 14 in Philadelphia as Reid held the same position with the Eagles (1999-2012), Burkholder became well known for his expertise in his rehabilitation programs. He and his staff were recognized by their peers following the 2010 season, being named the NFL's top training staff for the year.

Throughout his career, Burkholder has had numerous success



stories rehabilitating players. In 2004, an aggressive rehabilitation program allowed WR Terrell Owens to return from a surgically-repaired ankle in seven weeks to play in Super Bowl XXXIX with the Eagles. He also helped RB Duce Staley return to the field in 2001, who suffered a severe Lis Franc sprain in his foot. The process went so well that Burkholder was published and has spoken nationally on the Lis Franc injury and its rehabilitation process. In addition, Burkholder designed a rehab program for Steelers CB Rod Woodson in 1995 after he suffered a torn ACL in the season opener. Woodson returned just four and a half months after surgery to play in Super Bowl XXX.

Burkholder has created specialized rehab programs for several Chiefs over the last seven years, including several Achilles' tendon injuries: LB Derrick Johnson (2014 & 2016), DE Mike DeVito (2014), WR Chris Conley (2017) and S Eric Berry (2017). He also played a major role in Berry's return to the field in 2015 after battling Hodgkin's lymphoma.

Burkholder has been very proactive in sports medicine, emphasizing programs that prevent and combat dehydration, asthma and lower back injuries. In Philadelphia, he was instrumental in injury prevention by modifying the team's stretching program and instituting a torso-strengthening program known as "back school."

Before joining the Eagles training staff, he spent six seasons as an assistant athletic trainer with the Pittsburgh Steelers and three seasons as an assistant football athletic trainer at his alma mater, the University of Pittsburgh. A 1987 Pittsburgh graduate, Burkholder went on to earn his master's degree in athletic training from the University of Arizona where he spent two seasons as a graduate assistant and another as an assistant

athletic trainer.

Burkholder is a certified athletic trainer and a member of the National Athletic Trainers Association, the Pennsylvania Athletic Trainers Society, in addition to his membership in PFATS. While with Philadelphia, he served as the NFC head athletic trainer representative on the PFATS executive committee.

In 2013, he was a part of a football safety clinic geared specifically for moms at The University of Kansas Health System Training Complex. He is actively involved in the Kansas City community having given educational presentations on concussions and heat and hydration as part of The University of Kansas Health System Sports Medicine and Performance Center. Burkholder was instrumental in obtaining funding from the NFL Foundation and a matching grant from the Hunt Family Foundation with which the Chiefs and The University of Kansas Health System will provide athletic training coverage to KC United, a local youth football league currently without any medical coverage.

Burkholder first gained NFL experience serving as a summer intern with the New England Patriots training staff in 1986. He was influenced by his father, Richard, a long-time athletic trainer at Carlisle High School, and his mother, Nancy, a registered nurse. In 2003, Burkholder and his father were named distinguished alumni of Carlisle High School, and in 2013, Rick was honored with the Pennsylvania Athletic Trainers Society Distinguished Merit Award.

Education: Pittsburgh (B.S. 1987), Arizona (M.S. 1989). **Born:** Carlisle, Pa. **Family:** Wife - Kristine; Children - Quinn Taylor and Carly Ann.



JOE BLEYMAIER

WIDE RECEIVERS

7TH YEAR IN THE NFL

7TH YEAR WITH THE CHIEFS

16 17 18 19 20 19 20



BLEYMAIER'S FOOTBALL CAREER

2002-05 Delaware	Wide Receiver
2006-07 Wauwatosa East	High School Asst. Coach
2007-09 Philadelphia Eagles	FB Ops./Summer Intern
2013-15 Colorado	Offensive Quality Control
2016-22 Kansas City Chiefs	Offensive QC ('16-17) Passing Game Analyst/Asst. QBs ('18-20) Wide Receivers ('21-22)



Joe Bleymaier enters his second season as the wide receivers coach with the Chiefs in 2022 after serving three seasons as the pass game analyst/assistant quarterbacks coach (2018-21) and two as an offensive quality control coach (2016-17). He came to Kansas City after previously spending three seasons at the University of Colorado as a quality control coach (2013-15).

In 2021, Bleymaier led one of the most explosive passing

games in the NFL with QB Patrick Mahomes at the helm. Bleymaier assisted the Chiefs offense to rank fourth in net passing yards per game (281.8) and third in net yards per game (396.8). WR Tyreek Hill recorded 1,239 receiving yards, ranking seventh in the NFL, en route to his sixth Pro Bowl selection.

In 2020, the Chiefs offense ranked first in the league in passing yards per game (303.4) and net passing yards (4,85), third in average gain per pass play (7.48) and tied for third in passing touchdowns (40).

In 2019, he helped the Chiefs passing game rank fifth in passing yards per game (281.1) and second in average gain per pass play (7.48).

In 2018, Bleymaier worked with a Chiefs offense featured the NFL MVP, Mahomes, as he threw for 5,097 yards and 50 touchdowns, which is only the second time in NFL history that a player has thrown for 5,000 yards and 50 touchdowns.

Prior to his time at Colorado, Bleymaier spent two seasons at Wauwatosa East High School in Milwaukee, Wis., while he was attending law school.

Additionally, Bleymaier spent three summers as a football operations intern with Andy Reid and the Philadelphia Eagles (2007-09) while Reid was the Head Coach and Executive Vice President of Football Operations in Philadelphia.

Bleymaier was a four-year letterman as a wide receiver at Delaware (2002-05), where he hauled in 74 career receptions for 864 yards (11.7 avg.) with 11 total offensive touchdowns. In his sophomore season, Bleymaier was a member of the Blue Hens' 15-1, I-AA National Championship team.

Education: University of Delaware (B.A. 2005); Marquette University (J.D. 2009). **Born:** Boise, Idaho. **Family:** Wife - Stephanie; Son - Calvin; Daughter - Hayden.





TERRY BRADDEN

ASSISTANT DEFENSIVE LINE

6TH YEAR IN THE NFL

6TH YEAR WITH THE CHIEFS

17 18 19 20 21 19 20



BRADDEN'S FOOTBALL CAREER

2009-11	Howard University	Quarterback
2011-13	Tuskegee University	Quarterback
2014	Florida Atlantic University	QC Special Teams
2015	Inlet Grove HS	Athletic Dir. & Head Coach
2016	Bethune Cookman	QB Graduate Asst.
2017-22	Kansas City Chiefs	Defensive Assistant ('17) Defensive Quality Control ('18-20) Asst. Defensive Line ('21-22)



Terry Bradden enters his second season as the assistant defensive line coach with the Chiefs in 2022 after serving three as the defensive quality control coach (2018-20) and one as a defensive assistant (2017).

In 2021, Bradden worked alongside Brendan Daly overseeing the defensive line. DT Chris Jones led the team with 9.0 sacks en route to his third Pro Bowl selection. DE Frank Clark ranked second on the team with 4.5 sacks. Both DE Mike Danna and DT Derrick Nnadi posted career highs in sacks this season with 3.0 each.

In 2020, as a defensive quality control coach Bradden worked mostly with the defensive line that included Pro Bowlers DT Chris

Jones and DE Frank Clark. Jones and Clark ranked first and second on the team in sacks with 7.5 and 6.0, respectively. Jones was named to the AP All-Pro second team for the second time in his career, finishing the season as Pro Football Focus' second-highest graded defensive lineman of 2020, only behind the NFL's Defensive Player of the Year Aaron Donald.

In 2019, Bradden primarily worked with the defensive backs. He worked with S Tyrann Mathieu who was nominated to the AP All-Pro Team for the second time and CB Charvarius Ward who was ranked a top cornerback in the league in 2019 by Pro Football Focus.

Bradden spent the 2018 season working with the defensive line including third-year DT Chris Jones who led the team with 15.5 sacks, ranking third in the NFL behind AP's Defensive Player of the Year Aaron Donald (20.5) and All-Pro Defensive End J.J. Watt (16.0). He spent the 2017 season working closely under the tutelage of Pro Football Hall of Famer and Chiefs Hall of Famer Emmitt Thomas.

Prior to joining the Chiefs, Bradden served as a quarterback graduate assistant at Bethune Cookman University for the 2016 season. He was named to the first American Football Coaches Association top 30 under 30 class that year.

Prior to his time in Daytona Beach, Bradden spent the 2014 season at Florida Atlantic University as the quality control special teams coach before returning to his alma mater, Inlet Grove High School as the head football coach and athletic director for the 2015 season. He claimed the title of the youngest head football coach and athletic director in the state of Florida at the age of 24. Bradden played two seasons at Inlet Grove, leading the Hurricanes to consecutive Class 2A regional semifinal berths as a junior and senior (2008-09).

The Riviera Beach, Florida, native played quarterback for two seasons at Howard University (2009-11) in Washington, D.C., before transferring to Tuskegee University (2011-13), where he graduated with a degree in social work.

Education: Tuskegee University (B.S. 2014). **Born:** Riviera Beach, Fla. **Family:** Wife - Kendall; Sons - Christopher and Carter.





GREG CARBIN

STRENGTH AND CONDITIONING ASSISTANT

4TH YEAR IN THE NFL

4TH YEAR WITH THE CHIEFS

19 20 21



CARBIN'S FOOTBALL CAREER

2003-06 Missouri Western State University	DB
North Kansas City High School	Coach
2012-18 Missouri Western State University	GA ('12-13)
Director of Sports Performance ('14-18)	
2019-22 Kansas City Chiefs	Asst. Strength & Cond.



Greg Carbin enters his fourth NFL season with Kansas City in 2022 as the club's strength & conditioning assistant.

In his three seasons with the club, Carbin has assisted in a program that has prepared the team to record three-consecutive AFC West titles, three-straight AFC Championship Game appearances and back-to-back Super Bowl seasons.

Prior to working for the Chiefs, Carbin served as the director of sports performance at Missouri Western State University, where the Chiefs hold their training camp. At MWSU, Carbin developed the student-athletes' workouts, conducted the workouts during the school year and built the Griffon Strength and Conditioning program from the ground up over the last five years. He returned to MWSU after working at North Kansas City High School as a football and track coach. He began his career at MWSU as a graduate assistant in strength and conditioning.

The Jefferson City, Mo., native played defensive back at Missouri Western State University where he was a four-year letter winner (2003-06) for the Griffon football team and helped guide the Griffons to their first ever NCAA Playoff appearance in 2006. Carbin totaled 128 tackles (88 solo), five interceptions and has 35 kickoff returns for 794 yards and a 22.6 yards per return average. He was a member of the MWSU Athletic Director's Honor Roll and the MIAA Commissioner's Academic Honor Roll, as well as a member of the MWSU Student-Athlete Advisory Committee.

Education: Missouri Western State University (B.F.A. 2007), (MAsc 2016). **Born:** Jefferson City, Mo. **Family:** Wife - Marian; Children - Twin son and daughter.





JOE CULLEN

DEFENSIVE LINE

16TH YEAR IN
THE NFL

1ST YEAR WITH
THE CHIEFS



CULLEN'S FOOTBALL CAREER

1990-91	UMass	Running Backs ('90) Defensive Line ('91)
1992-98	University of Richmond	Defensive Line ('92-96) Defensive Coordinator ('97-98)
1999	LSU	Defensive Line
2000	University of Richmond	Defensive Coordinator
2001	Memphis	Defensive Line
2002-04	Indiana	Defensive Line ('02-03) Defensive Coordinator ('04)
2005	Illinois	Defensive Assistant
2006-08	Detroit Lions	Defensive Line
2009	Idaho State	Defensive Line
2010-12	Jacksonville Jaguars	Defensive Line
2013	Cleveland Browns	Defensive Line
2014-15	Tampa Bay Buccaneers	Defensive Line
2016-20	Baltimore Ravens	Defensive Line
2021	Jacksonville Jaguars	Defensive Coord.
2022	Kansas City Chiefs	Defensive Line

Joe Cullen begins his first season as defensive line coach for the Kansas City Chiefs in 2022.

In 2021, Cullen served as the defensive coordinator with the Jacksonville Jaguars. Cullen helped lead the defense to improvements in all major categories, including yards per game allowed, points per game allowed, yards per carry allowed and passing yards per game. Jacksonville's sack total improved from 18.0 to 32.0 in one season with Cullen leading the defense. His defense held the Buffalo Bills to six points and the Indianapolis Colts to 11 points, marking the two team's lowest point totals of the season. In a game with the postseason on the line, Cullen's defense held RB Jonathan Taylor to 77 yards on the ground and QB Carson Wentz to just a 4.4 QB rating. It marked the Colts lowest offensive output (233 total yards) since 2019. Under his tutelage, DE Josh Allen led the team in total tackles with 71, four passes defensed and 7.5 sacks.

The 2021 season marked his second stint with the Jaguars after spending three seasons (2010-12) as their defensive line coach where he assisted the Jaguars to a No. 6 finish in the NFL in yards allowed (313.0 ypg) in 2011.

Prior to arriving in Jacksonville the second time, Cullen spent five seasons as the defensive line coach in Baltimore (2016-20). In 2020, Baltimore allowed the NFL's second-fewest points (18.9) and seventh-fewest yards (329.8) per game. The Ravens also owned the No. 2 third-down defense (34.0 pct.) and produced a league-high 25 forced fumbles. That season, Cullen oversaw DT Calais Campbell to his sixth Pro Bowl selection, as well as DT Matt Judon to his third-straight Pro Bowl (2018-20). In 2019, the Ravens finished with the NFL's No. 4 defense (300.6 ypg) and

allowed the third-fewest points per game (17.6). In 2018, Baltimore boasted the league's top-ranked defense (292.9 ypg) and permitted the league's second-fewest points per game (17.9), en route to winning the AFC North title. That season, Cullen tutored DT Brandon Williams to his first Pro Bowl selection. In 2017, Cullen led Baltimore's defensive line, which was part of a defensive unit that led the league in takeaways (34) and finished tied for ninth with 41.0 sacks, including 11.0 sacks coming from DE Terrell Suggs en route to his seventh Pro Bowl selection. The Ravens defense was dominant, ranking sixth in scoring (18.9 ppg) and third in total defense. They also ranked seventh overall (322.1 ypg) and fifth against the run (89.4 ypg) in 2016. Under his leadership that season, Suggs led the team with 8.0 sacks.

Cullen spent two seasons (2014-15) as the defensive line coach of the Tampa Bay Buccaneers. Over those two seasons, the Bucs ranked seventh in sacks (74.) and tackles for loss (173). Tampa Bay allowed just 3.67 yards per catch, which ranked third in the NFL. He tutored DT Gerald McCoy to back-to-back Pro Bowl selections.

In 2013, Cullen helped guide one of the best defensive turnarounds in team history as the Cleveland Browns finished ninth in total defense (322.4 ypg) after ranking 23rd the previous season.

In 2009, Cullen left the NFL to be the defensive line coach at Idaho State.

His first NFL coaching job came in 2006 where he was the defensive line coach for the Detroit Lions for three seasons (2006-08). Under Cullen, four different Lions players recorded career-high sack numbers, including Shaun Rogers (7.0 in 2007) and Cory Redding (8.0 in 2006).

Prior to his time as an NFL coach, Cullen was a defensive assistant at Illinois in 2005. He spent two seasons (2002-03) with Indiana University as their defensive line coach, before transitioning to their defensive coordinator in 2004.

Cullen spent four seasons (1992-96) with the University of Richmond as their defensive line coach before becoming their defensive coordinator (1997-98). After doing a year at Louisiana State University (1999) as their defensive line coach, he returned to Richmond to be their defensive coordinator in 2000.

In college at the University of Massachusetts Amherst, Cullen was a four year starting nose tackle. He was a three-time All-Yankee Conference selection and was the Minutemen's team MVP in 1989. He graduated in 1990 with a bachelor's degree in sports management. He got his first collegiate coaching job at his alma mater, where he started as a graduate assistant there before becoming a position coach.

Education: University of Massachusetts Amherst

(1990). **Born:** Quincy, Mass. **Family:** Wife - Andrea; Daughters - | Julia, Justina, and Jenna.



DONALD D'ALEESIO

SAFETIES

2ND YEAR IN THE NFL

2ND YEAR WITH THE CHIEFS



D'ALEESIO'S FOOTBALL CAREER

2010-14	Youngstown State	Defensive Back
2015-19	Youngstown State	Defensive QC ('15) Defensive Line ('16-17) Co-DC/Defensive Line ('18) Defensive Coordinator/DL ('19)
2020	LSU	Defensive Analyst
2021-22	Kansas City Chiefs	Defensive Assistant ('21) Safeties ('22)



Donald D'Alesio enters his second season with Kansas City and first as safeties coach in 2022. D'Alesio served as a defensive assistant his first season in Kansas City in 2021.

In 2021, D'Alesio worked closely with the defensive backs, including S Tyrann Mathieu as he was selected to his third Pro Bowl following the season. Mathieu recorded three interceptions, including one returned for a touchdown.

D'Alesio joined the Chiefs staff after spending five seasons as a member of the Youngstown State football coaching staff and the 2020 season as a defensive analyst at Louisiana State University.

During his time at Youngstown State, D'Alesio spent time as the Penguins' defensive coordinator, defensive line coach and defensive quality control coach.

In 2019 as the Penguins defensive coordinator, D'Alesio led a defensive unit that ranked seventh in pass defense, 10th in sacks and 24th in total defensive in the FCS. Under his tutelage standout player DE Justus Reed was named first-team All-MVFC and second-team All-American after logging 12.5 sacks and 19 tackles for loss during the 2019 season.

In 2016, D'Alesio had two standout defensive ends in NFL Draft picks Derek Rivers and Avery Moss. Rivers was drafted in the third round of the NFL Draft by the New England Patriots with the 83rd overall pick while Moss was selected in the fifth round by the New York Giants as pick No. 167.

The Youngstown, Ohio native was a defensive back at YSU from 2010-14, where he totaled 274 career tackles while starting 44 contests and playing in 48. His best year came during his senior campaign in 2014 when he was second on the team with 91 total tackles, including 45 solo tackles while adding a pair of interceptions.

Education: Youngstown State University (B.S. 2014).
Born: Youngstown, Ohio.





BRENDAN DALY

LINEBACKERS

17TH YEAR IN THE NFL

4TH YEAR WITH THE CHIEFS



DALY'S FOOTBALL CAREER

1993-96	Drake	Tight End
1997	Ridgewood HS (Fla.)	Assistant
1998	Drake	Tight Ends
1999	Villanova	Tight Ends
2000	Maryland	Graduate Assistant
2001-03	Oklahoma State	Graduate Assistant ('01-02) Asst. Strength & Conditioning ('03)
2004	Illinois State	Tight Ends
2005	Villanova	Defensive Line
2006-08	Minnesota Vikings	Def. Asst/Def. Line
2009-11	St. Louis Rams	Defensive Line
2012-13	Minnesota Vikings	Defensive Line
2014-18	New England Patriots	Def. Asst. ('14) Defensive Line ('15-18)
2019-22	Kansas City Chiefs	DL/Run Game Co. ('19-21) Linebackers ('22)



Brendan Daly begins his fourth season with the Kansas City Chiefs in 2022. He spent his first three seasons in Kansas City coaching the defensive line. In 2022, he will oversee the linebackers.

In his third year with the Chiefs, Daly oversaw a defensive line led by DT Chris Jones and DE Frank Clark. Jones led the team in sacks with 9.0 en route to his third Pro Bowl selection. DE Frank Clark ranked second on the team with 4.5 sacks. The unit added DE/LB Melvin Ingram in Week 9 who finished the year with 15 tackles, two tackles for loss, 1.0 sack and a fumble recovery.

In 2020, Daly led the Chiefs defensive front featuring Pro Bowlers DT Chris Jones and DE Frank Clark who were ranked first

and second on the team in sacks with 7.5 and 6.0, respectively. Jones was named to the AP All-Pro second team for the second time in his career, finishing the season as Pro Football Focus' second-highest graded defensive lineman of 2020, only behind the NFL's Defensive Player of the Year Aaron Donald.

In his first season with the Chiefs in 2019, Daly oversaw a defensive line unit who ranked first in NFL passes defended with 16. During Week 7 the Chiefs defense tallied 9.0 sacks against the Denver Broncos with 6.0 of the 9.0 sacks coming from the defensive line (DE Alex Okafor-2.0, DE Frank Clark-2.0 & DE Emmanuel Ogbah-2.0). Daly helped DT Chris Jones and DE Frank Clark to their first Pro Bowl nominations.

Daly spent the last four seasons as the defensive line coach for the New England Patriots. In each of the past three seasons, his defensive line was a part of a defense that was top 10 in stopping the run. He was hired in New England in 2014 as a defensive coaching assistant before being promoted to defensive line coach in 2015.

Before his time with the Patriots, Daly had two stints with the Minnesota Vikings as a defensive assistant/defensive line coach (2006-08) and defensive line coach (2012-13) and made the playoffs two times (2008, 2013). During his first tenure, the Vikings became the first team in NFL history to lead the league in rushing defense for three consecutive seasons (2006-08), holding opponents to under 75 yards rushing per game.

Daly also spent three seasons (2009-11) with Chiefs Defensive Coordinator and then-Rams Head Coach Steve Spagnuolo as the defensive line coach in St. Louis. In 2011, he coached DE Chris Long to a career-best 13.0 sacks. Under Daly's leadership in 2010, the Rams had 43.0 sacks as a team, which ranked seventh-most in the NFL.

Before breaking into the NFL ranks, Daly had multiple stops coaching in college. He was the defensive line coach at Villanova in 2005 and the tight ends coach at Illinois State in 2004. He was an assistant strength and conditioning coach at Oklahoma State in 2003 after serving as a graduate assistant from 2001-02. In 2000, Daly was a graduate assistant at Maryland after coaching tight ends at Villanova in 1999. He had his first collegiate coaching job at his alma mater, Drake University, where he coached tight ends in 1998. He began his coaching career at Ridgewood High School in New Port Richie, Fla., in 1997 after graduating from Drake, where he played tight end.

Education: Drake University (1997). **Born:** Chicago. **Family:** Wife - Keely. Son - Liam and Daughters - Ciara and Avelin.





PORTER ELLETT

OFFENSIVE QUALITY CONTROL

6TH YEAR IN THE NFL

6TH YEAR WITH THE CHIEFS

17 18 19 20 21 19 20



ELLETT'S FOOTBALL CAREER

2010-14 BYU	Equipment Room Attendant
2016 SMG Stadium	Graduate Assistant
2017-22 KC Chiefs	Senior Asst. to the HC ('17-19) Offensive Quality Control ('20-22)



Porter Ellett enters his third season as an offensive quality control coach with the Kansas City Chiefs in 2022 after serving three seasons as the senior assistant to the head coach (2017-19).

For the 2021 season, Ellett continued to work closely with the tight end group. TE Travis Kelce recorded his sixth-consecutive 1,000-yard season, extending his NFL record for tight ends. Kelce recorded two game-winning touchdowns in overtime in 2021, his first coming against the Chargers in LA and second in the divisional round against Buffalo. Following the season, Kelce earned his seventh Pro Bowl nomination.

In 2020, Ellett worked with an offense that finished first in total net yards per game (415.8) and passing yards per game (303.4). He also assisted with the tight ends group which featured first-team AP All-Pro, PFWA All-NFL and Pro Bowl TE Travis Kelce who recorded over 1,000 receiving yards for the fifth-consecutive season, extending his previously established NFL record for tight ends. He became the first tight end in NFL history with multiple seasons of 100+ receptions in his career (2018 and 2020), while his 1,416 receiving yards were the most-ever by a tight end in NFL history, passing 49ers TE George Kittle's previous record of 1,377 yards set in 2018.

During his time as Senior Assistant to the Head Coach, Ellett worked closely with Head Coach Andy Reid and Offensive Coordinator Eric Bieniemy as well as assisting with the development of the quarterbacks.

Prior to his arrival, Ellett served as a graduate assistant at SMG McLane Stadium at Baylor University while pursuing his Masters in Sport Management. While pursuing his undergraduate degree at Brigham Young University, he served as an equipment room attendant for the football team.

Outside of athletics, Ellett has a long history of service work under his belt. Since 2007, he has partnered with Coolspeak as a motivational speaker and facilitator, delivering over 1,000 keynotes across the country.

Additionally, Ellett owns Camp Overcome, a youth development program that implements positive attitudes through sports. When he isn't volunteering, Ellett trains and competes in Paralympic swimming and triathlons.

Education: Brigham Young University (B.S. 2014); Baylor University (M.S. Sports Management). **Born:** Loa, Utah. **Family:** Wife - Carlie; Children - Porter Brigham and Piper Joan.





CONNOR EMBREE

OFFENSIVE QUALITY CONTROL

4TH YEAR IN THE NFL

4TH YEAR WITH THE CHIEFS



EMBREE'S FOOTBALL CAREER

2010	UNLV	Halfback/Flanker
2011-13	University of Kansas	Halfback/Flanker
2014	Blue Valley West High School	Offensive Coord.
2015-16	University of Kansas	Graduate Assistant
2018	Fairview High School	Wide Receivers Coach
2019-22	Kansas City Chiefs	Defensive Assistant ('19-20) Off. Quality Control ('21-22)



Connor Embree enters his second season as an offensive

quality control coach with the Kansas City Chiefs in 2022 after serving as a defensive assistant the previous two seasons.

In 2021, Embree worked primarily with the wide receivers group. WR Tyreek Hill recorded a career high 111 receptions for 1,239 yards en route to his sixth Pro Bowl nomination. WR Mecole Hardman ranked third on the team, recording career highs in catches (59) and yards (693).

In 2020, Embree primarily worked with the defensive backs who featured AP All-Pro S Tyrann Mathieu who led all safeties in the NFL with six interceptions and rookie CB L'Jarius Sneed who was named the top rookie CB in the NFL by Pro Football Focus.

In his first season with the Chiefs, Embree primarily worked with a linebacking group that accounted for 5.5 sacks and 275 tackles.

Before jumping to the professional ranks, he spent two seasons on Coach David Beaty's staff at the University of Kansas as a graduate assistant working with the offense and special teams.

He also spent time in the high school ranks as the offensive coordinator at Blue Valley West High School and as the wide receivers coach at Fairview High School.

Embree played halfback/flanker for the Kansas Jayhawks (2011-13). He also spent one season at the University of Nevada, Las Vegas (2010).

Education: University of Kansas (B.S. 2013). **Born:** Superior, Colorado. **Family:** Wife - Alex.





KEN FLAJOLE

OUTSIDE LINEBACKERS

23RD YEAR IN THE NFL

2ND YEAR WITH THE CHIEFS

99 03 08 17 19 03 17



FLAJOLE'S FOOTBALL CAREER

1972-73	Wenatchee Valley Community College	LB
1974-75	Pacific Lutheran	Linebacker
1977-78	Pacific Lutheran	DL/LBs
1979	Washington	GA/DBs
1980-85	Montana	DB/LBs ('80-83) Defensive Coordinator ('84-85)
1986-88	Texas-El Paso	DBs
1989-93	Missouri	DBs/Outside LBs
1994	Richmond	DC/LBs
1995	Hawaii	DBs
1996-97	Nevada	Co-DC/Secondary
1998	Green Bay Packers	Defensive Asst./QC
1999-2002	Seattle Seahawks	DBs ('99) LBs ('00)
2003-08	Carolina Panthers	Linebackers
2009-11	St. Louis Rams	Defensive Coordinator
2012	New Orleans Saints	Secondary
2013	Cleveland Browns	Inside Linebackers
2016-20	Philadelphia Eagles	Linebackers
2021-22	Kansas City Chiefs	Outside Linebackers



Ken Flajole enters his second season as the outside linebackers coach for the Kansas City Chiefs in 2022. Before joining the Chiefs staff, Flajole served as linebackers coach for the Philadelphia Eagles for five seasons (2016-20). Flajole (pronounced FLAY-juh) has coached every defensive position during his 45-year coaching career.

In his first year with the Chiefs, Flajole assisted a linebackers group to account for 2.5 sacks on the season. Rookie LB Nick Bolton led the team with 112 total tackles, including 11 tackles

for loss and a fumble recovery for a touchdown en route to being named the team's Mack Lee Hill award winner as the top rookie or first year player, an award voted on by his teammates.

During his tenure in Philadelphia, the Eagles defense ranked in the Top 10 in the NFL in rushing defense (3rd, 99.1 ypg), third-down defense (3rd, 35.9%, red zone defense (6th, 52.7%) and scoring defense (9th, 21.8 ppg).

In 2017, he helped the Eagles overcome the loss of LB Jordan Hicks in Week 7 by preparing Nigel Bradham to take over the radio and call the defense. Bradham would go on to lead to all Eagles LBs with 85 tackles and a career-high eight passes defended, while adding 12 tackles and 1.0 sack during the team's Super Bowl LII-winning playoff run.

Prior to joining the Eagles, Flajole last served as the inside linebackers coach for the Cleveland Browns in 2013 and coached the secondary for the New Orleans Saints in 2012.

Prior to his stint with the Saints, Flajole served as the defensive coordinator for the St. Louis Rams from 2009-11 under Chiefs Defensive Coordinator Steve Spagnuolo where he served as the Rams head coach. In his first season with St. Louis, Flajole helped develop rookie LB James Laurinaitis, who finished his rookie campaign with a team-high 144 tackles (96 solo), becoming just the second rookie in Rams history to lead the team in tackles. Also during his time in St. Louis, Flajole coached Pro Bowl DE Chris Long, whose sack totals increased from 5.0 to 8.5 to a career-high 13.0 in his three seasons in Flajole's defense.

In 2011, the Rams defense ranked second in the NFL with 71 negative rushing plays, fourth overall in negative plays (115) and seventh in pass defense (206.3 yards per game). Flajole's 2010 Rams defense finished second in the NFL in third-down defense (33.5 percent conversion rate), ninth in opposing passer rating (80.4), fifth in forced fumbles (19) and seventh in sacks (43).

Before his tenure in St. Louis, Flajole spent six years coaching linebackers for the Carolina Panthers where he helped the Panthers win two division titles, while making three playoff appearances, including two trips to the NFC Championship Game and one Super Bowl berth. While in Carolina, Flajole coached All-Pro LB Jon Beason, as well as LB Thomas Davis and Pro Bowl LBs Mark Fields and Dan Morgan. With the help of Flajole in 2007, Beason became the first rookie in franchise history to lead the team in tackles with a then-Panthers rookie record 160 takedowns.

In 2005, Flajole was part of a defensive coaching staff that helped the Panthers defense set a single-season record for fewest net yards allowed (4,522), while surrendering the third-fewest points in franchise history (259). Also that year, the Panthers



allowed just 1,465 rushing yards and nine rushing TDs, marking the third-best totals in both categories in franchise history.

In Flajole's first season with the Panthers (2003), Carolina won its second-ever division title and earned a trip to Super Bowl XXXVIII, where Morgan recorded a then-Panthers record 25 tackles in the loss to New England. The following season, under Flajole's tutelage, Morgan went on to notch a career-high 109 tackles while playing in just 12 games.

Flajole made the jump from college to the NFL in 1998 when he was hired by Mike Holmgren to be a defensive assistant/quality control coach for the Green Bay Packers. After one season in Green Bay, Flajole followed Holmgren to Seattle where he served as the Seahawks defensive backs coach in 1999 and helped the defense lead the NFL with 30 interceptions, including 27 from his secondary. That year, Seattle won just its

second division title and made the playoffs for the first time since 1988. He went on to coach the Seahawks linebackers for one season (2000) before returning to his original post with the Seahawks secondary from 2001-02.

Prior to entering the NFL, Flajole spent 21 years in the college ranks where he coached every position on defense and also served as the defensive coordinator for Montana (1984-85), Richmond (1994) and Nevada (1996-97).

A native of Seattle, Flajole was an all-conference linebacker at Wenatchee Valley (WA) Community College and Pacific Lutheran (WA). He earned his degree in education from Pacific Lutheran in 1976 and began his coaching career at his alma mater the next year.

Education: Pacific Lutheran (B.A. 1976). **Born:** Seattle **Family:** Wife - Teri. Daughters - Kelly and Kori. Grandchildren - Teddy, Emmett, Tate and Madeline.



MIKE FRAZIER

STATISTICAL ANALYSIS COORDINATOR

20TH YEAR IN THE NFL

10TH YEAR WITH THE CHIEFS



FRAZIER'S FOOTBALL CAREER

2003-12 Philadelphia Eagles Statistical Analysis Coord.
2013-22 Kansas City Chiefs Statistical Analysis Coord.



Mike Frazier enters his 10th season as the Chiefs Statistical Analysis Coordinator in 2022. He arrived in Kansas City in 2013 after spending 10 seasons in the same role with the Philadelphia Eagles (2003-12).

In his current position, he assists Head Coach Andy Reid and the Chiefs coaching staff with player statistics and situational analysis, as well as team and league-wide trends.

In the 10 seasons Frazier has been in Kansas City, the team has won a franchise-record six-straight AFC West titles, hosted an NFL-record four-consecutive AFC Championship Games and earned back-to-back Super Bowl appearances.

Frazier joined the Eagles following his graduation from The College of Wooster in Wooster, Ohio (1999-03). While completing his undergraduate degree, Frazier held internships with Morgan Stanley (formerly Smith Barney) and Wells Fargo (formerly Wachovia). He also interned with the Philadelphia Eagles in 2002 where he worked with Reid and a number of current Chiefs assistant coaches who served on the Eagles coaching staff.

Education: The College of Wooster (B.A. 2003).

Born: Evanston, Ill. **Family:** Wife - Emily.





DAVID GIRARDI

**PASS GAME ANALYST/
ASST. QUARTERBACKS**

5TH YEAR IN
THE NFL

5TH YEAR WITH
THE CHIEFS

18 19 20 21 19 20



GIRARDI'S FOOTBALL CAREER

2007-10	Geneva College	Quarterback
2011-12	Seton Hill University	Defensive GA (DBs)
2013	Geneva College	Quarterbacks
2014-16	Northwestern	Offensive Quality Control ('14) Defensive GA (DBs) ('15-16)
2017	Lafayette College	Quarterbacks
2018-22	Kansas City Chiefs	Offensive QC ('18-20) Pass Game Analyst/Asst. QBs ('21-22)



David Girardi enters his second season as the pass game analyst/assistant quarterbacks coach with the Chiefs in 2022 after serving as an offensive quality control coach for three seasons.

In 2021, Girardi helped the Chiefs offense win its sixth-straight division title and fourth-straight AFC Championship game appearance. He worked closely with the quarterbacks as QB Patrick Mahomes posted 4,839 yards and 37 touchdowns this season, completing 66.3 percent of his passes en route to his fourth Pro Bowl nomination.

In 2020, Girardi worked with a Chiefs offense that finished first in total net yards per game (415.8) and passing yards per game

(303.4). He primarily worked with the wide receivers which featured first-team AP All-Pro and Pro Bowl WR Tyreek Hill. Hill finished the season tied for the most receiving touchdowns in a single season (15) in franchise history, adding two more on the ground.

In 2019, he worked with a Chiefs offense that finished in the top 10 in total yards per game (379.2), pass yards per game (281.1), yards per play (6.22) and total points scored (28.2).

In 2018, he helped guide the Chiefs to their first ever home AFC Championship game and an offense that was number one in the NFL in points per game (35.3), yards per game (425.6) and yards per play (6.84).

Prior to coming to Kansas City, Girardi spent the 2017 season as the quarterbacks coach at Lafayette College, coaching a true freshman that started 11 games and broke the school record for completions.

Prior to Lafayette, he was a defensive graduate assistant at Northwestern University during the 2015-16 seasons, where he helped coach the secondary and ran the offensive scout team. He served as an offensive quality control coach during his initial season at Northwestern in 2014, assisting the offensive coordinator and quarterbacks coach.

During the 2013 season, Girardi served as an assistant football coach at Geneva College where he coached the quarterbacks. The Golden Tornadoes broke numerous single-game and single-season school passing records during his time in charge of the passing game. Before Geneva College, he spent two seasons (2011-12) at Seton Hill University as a graduate assistant, focusing on the defensive secondary.

Girardi played quarterback at Geneva College from 2007 to 2010 and was named an NCCAA All-American twice. He led his team to a Victory Bowl win in 2009 and was named captain twice (2009, 2010).

Education: Geneva College (B.S. 2011), Seton Hill (M.B.A. 2013), Northwestern (M.S.A. 2016). **Born:** New Kensington, Pa. **Family:** Wife - Kristen; Son - Joseph.





ANDY HECK

OFFENSIVE LINE

31ST YEAR IN THE NFL

10TH YEAR WITH THE CHIEFS

99 16 17 18 19 20 21



HECK'S FOOTBALL CAREER

1985-88 Notre Dame	Tight End/Tackle
1989-93 Seattle Seahawks	Tackle
1994-98 Chicago Bears	Tackle
1999-00 Washington	Tackle
2001-03 University of Virginia	Grad. Asst. ('01-02) Tight Ends ('03)
2004-12 Jacksonville Jaguars	Off. Asst./Asst. OL ('04) Assistant Offensive Line ('05) Offensive Line ('06-12)
2013-22 Kansas City Chiefs	Offensive Line



Andy Heck enters his 31st year in the NFL in 2022. He begins his 19th season as an NFL coach, including his 10th as the Chiefs offensive line coach. His time in the NFL includes a 12-year career as an offensive lineman.

In 2021, Heck had an offensive line full of new faces, including T Orlando Brown, OL Joe Thuney, G Kyle Long and C Austin Blythe, in addition to draft picks C Creed Humphrey and OL Trey Smith. Rookies Humphrey and Smith started all 17 regular season games in 2021, becoming the 17th and 18th players in franchise history to start all regular season games in their rookie season. Humphrey and Smith are the third pair of teammates to both start all regular season games in their rookie campaign. The group ranked tied for third in the NFL allowing just 28 sacks all season. Following the season, Brown earned his third Pro Bowl selection.

In 2020, Heck led an offensive line that was marred by injuries, seeing 12 different starters at various positions along the line throughout the season while still ranking fifth in sacks allowed with 24.0. Chiefs T Eric Fisher was selected to his second-career

Pro Bowl (2018), while enjoying one of the top seasons of his career. He was even able to get into the endzone, scoring on a two-yard pass from QB Patrick Mahomes, joining Mark Adickes and Joe Valerio as the only offensive linemen to catch touchdown passes in team history.

In 2019, Heck led an offensive line unit that finished third in the NFL in sacks allowed with 25.0 in the regular season. T Mitchell Schwartz started every game at RT, extending his current streak with the most straight starts for an offensive tackle to 128. Schwartz was named Second-Team All-Pro at right tackle.

The 2018 season featured Heck's offensive line protecting NFL MVP quarterback Patrick Mahomes who threw for 5,097 yards and 50 touchdowns, which is only the second time in NFL history. On the way to an AFC Championship berth, the offensive line only gave up 34.0 sacks (regular and post season), which ranked tied for sixth in the league. T Eric Fisher was selected to his first Pro Bowl under Heck's tutelage. Injuries marred the offensive line, but Heck was able to coach young offensive linemen Austin Reiter and Andrew Wylie to 14 combined starts. First-year OL Andrew Wylie was awarded Mack Lee Hill Award, which is annually presented to the Chiefs' top rookie or first-year player in remembrance of the late Mack Lee Hill.

During the 2017 season, Heck coached seven different starting offensive linemen with six different combinations, paving the way for the running backs group to record a combined 1,903 yards. Behind Heck's offensive line, rookie RB Kareem Hunt led the league with 1,327 rushing yards. QB Alex Smith threw for a career-high 4,042 and both Smith and Hunt made the Pro Bowl in 2017.

In 2016, the offensive line proved its versatility once again as eight different linemen filled a starting role throughout the season. Behind a Heck-coached offensive line, RB Spencer Ware had 921 rushing yards and three rushing touchdowns while RB Charcandrick West rushed for 293 yards and one touchdown.

In 2015, nine different offensive line combinations including eight different offensive linemen made up the starting lineup. Rookie Mitch Morse started all but one game at center, and T Eric Fisher solidified the left tackle spot during the club's 11-game winning streak.

During the 2014 season, the line helped RBs Jamaal Charles and Knile Davis carry the scoring load for the Chiefs. The two scored 22 of the Chiefs 40 total touchdowns, which ranked first among a pair of teammates across the NFL. Additionally, Charles surpassed Priest Holmes as the Chiefs all-time leading rusher with 6,856 rushing yards. Charles' 1,033 rushing yards in 2014 was his third consecutive year over 1,000 yards and second consecutive



behind Heck's line.

In 2013, Heck led Kansas City's offensive line to help Charles reach 1,287 rushing yards, enough for third-most in the NFL. T Branden Albert made his first appearance in the Pro Bowl under Heck's guidance.

Prior to joining the Chiefs staff, Heck served nine years on the Jacksonville Jaguars coaching staff as the assistant offensive line coach (2005) and offensive assistant/assistant offensive line coach (2004) before being promoted to offensive line coach (2006-12).

In 2011, Jacksonville's offensive line paved the way for RB Maurice Jones-Drew to rush for 1,606 yards to earn the NFL rushing title. In 2010, the Jaguars boasted the third-ranked rushing offense in the NFL, averaging 149.7 yards per game, including a 4.7 yards per carry average to rank fifth in the league. The team racked up 2,395 rushing yards to rank as the second-most in team history at that point.

In 2006 and 2007, the offensive line led the offense to the two highest single-season rushing totals in franchise history to date and two of the three lowest sack totals. The Jaguars set the single-season franchise record for rushing yards (2,541) in 2006 and allowed only 30.0 sacks, the second-fewest in team history.

Prior to Jacksonville, Heck served three seasons on the

University of Virginia coaching staff, the first two seasons as a graduate assistant and the final year as tight ends coach. He tutored All-America tight end Heath Miller, who set numerous Atlantic Coast Conference tight end records for receiving and scoring. Miller was a first-round pick of the Pittsburgh Steelers in 2005.

Heck played in the NFL for 12 seasons (1989-2000) as an offensive lineman. He finished his playing career with Washington, where he played for two seasons. As the starting left tackle in 1999, he blocked for an offense that ranked second in the NFL. From 1994 to 1998, Heck was a five-year starter for the Chicago Bears. In 1995, he gave up no sacks as part of an offensive line that yielded the fewest sacks in the NFL. Heck was drafted in the first round (15th overall) by the Seattle Seahawks, where he was a unanimous All-Rookie selection in 1989. A starter for all five years with the Seahawks, he played three seasons without missing a snap.

A 1989 graduate of Notre Dame, Heck was a first-team All-America selection and he co-captained the 1988 national championship team that finished 12-0. He was a tight end for his first three seasons at Notre Dame before moving to tackle in spring drills in his senior season.

Education: Notre Dame (B.A. 1989). **Born:** Fargo, N.D. **Family:** Wife - Jennifer; Children - Jonathan, Charlie, Molly and Evelyn.



ANDY HILL

ASSISTANT SPECIAL TEAMS

3RD YEAR IN THE NFL

3RD YEAR WITH THE CHIEFS



HILL'S FOOTBALL CAREER

1980-84	Missouri	Wide Receiver
1992	SMU	Volunteer GA
1992-95	Hutchinson C.C.	Off. Coord. ('92-'93) Head Coach ('94-'95)
1996-2019	Missouri	Wide Receivers ('96-'99) Co. Off. Coord./Wide Receivers ('99-00) Wide Receivers ('01-08) Receivers ('09-12) Assoc. HC/QBs ('13-15) Assoc. HC/WRs ('16-17) Assoc. HC/Special Teams Coord. ('18-19)
2020-22	Kansas City Chiefs	Asst. Special Teams



Andy Hill enters his third season as the assistant special teams coach with the Chiefs in 2022.

In 2021, the special teams unit ranked first in punt return yards allowed per return (4.9) and fifth in average kickoff yards allowed (19.4). P Tommy Townsend won AFC Special Teams Player of the Week (Week 9) and AFC Special Teams Player of the Month for November. In the Week 9 game versus Green Bay, Townsend landed five of six punts inside the 20 for an average of 56.8 yards. During the Week 11 game at Las Vegas, Townsend completed a pass for 16 yards to WR Marcus Kemp in the fourth quarter on a punt fake.

In his first NFL season, Hill assisted with a special teams unit that finished fourth in the NFL in kick return average (25.8). He also mentored rookie P Tommy Townsend who was graded as the eighth-best punter in the NFL by Pro Football Focus, finishing the

year with 20 punts inside the 20.

Prior to the NFL, he previously spent 24 seasons (1996-2019) at the University of Missouri, making him the second longest tenured assistant coach in MU football history. In 2018, Hill became Mizzou's first-ever special teams coordinator, after 19 seasons working with the receivers and three seasons with the quarterbacks.

During his final season at Mizzou, Hill mentored senior Richaud Floyd who finished fourth in the country in punt return yards logging 15 punt returns for 206 yards with a 13.7 yard average.

Mizzou's 2018 Liberty Bowl appearance marked the 17th bowl game he has been part of as a player or coach with the Tigers - meaning Hill has had a hand in more than half of MU's 33-game bowl game history. In his first season as special teams coordinator in 2018, his unit produced three blocked kicks on the season, which ranked as 19th-best in the nation, and third-best in the Southeastern Conference. The punt team's net punting average of 39.43 yards per kick ranked 27th in the NCAA in 2018, and senior P Corey Fatony ranked 16th nationally in the individual punting stats with his 44.4 average per attempt. During his time with the receivers he coached seven out of Mizzou's eight 1,000-yard receiving seasons in school history. He has spent 2013-15 coaching Mizzou's quarterbacks, including mentoring Denver Broncos QB Drew Lock as a freshman starter in 2015.

Prior to his tenure at Missouri, Hill was the head football coach at Hutchinson (Kan.) Community College (1994-95). Hutchinson went 18-6 under Hill, including a 10-2 record in 1995 when it won its first conference title since 1969 and ranked ninth in the final NJCAA national poll. He was named the conference Coach of the Year. Hill was the offensive coordinator at Hutchinson in 1992 and 1993 after serving as a graduate assistant at SMU in the spring of 1992.

Hill is a Mizzou grad who walked on the Tiger football team in 1980 and eventually earned a scholarship. He lettered in 1980, '81, '83 and '84 and played on Missouri teams that earned trips to the Liberty, Tangerine and Holiday Bowls. In his career, Hill caught 51 passes for 946 yards and scored seven touchdowns. As a senior, he caught 25 passes for 445 yards and three scores. Following his playing days at Missouri, he spent time in the training camps of the Kansas City Chiefs and Calgary Stampeders in 1985 and '86.

Education: Missouri (B.A. 1985). **Born:** Trenton, Mo. **Family:** Wife - Sarah; Children - Patricia Ryan and Andrew.





TYLER JUDKINS

STRENGTH AND CONDITIONING ASSISTANT

5TH YEAR IN THE NFL

2ND YEAR WITH THE CHIEFS



JUDKINS' FOOTBALL CAREER

2006-09 Augsburg College	Defensive Back
2012-17 UCLA	Strength & Cond. Intern ('12) Strength & Cond. GA ('13) Asst. Strength ('14-17)
2018-20 LA Chargers	Strength & Cond. Intern ('18) Asst. Strength ('19-20)
2021-22 KC Chiefs	Strength and Conditioning Asst.



Tyler Judkins enters his second season with Kansas City in 2022 as the club's strength & conditioning assistant.

In his first season with the club, Judkins assisted in a program

that prepared the team to earn it's sixth-consecutive AFC West title and fourth-consecutive AFC Championship game appearance.

Prior to working for the Chiefs, Judkins spent three seasons with the Los Angeles Chargers as an assistant strength coach (2019-20) and strength and conditioning intern (2018).

Judkins came to the NFL after six seasons (2012-17) on the UCLA Strength and Conditioning staff. He was promoted to assistant strength and conditioning coach, under the direction of former head football strength and conditioning coordinator, Sal Alosi, in August 2014. Judkins earned his master's degree in Performance Enhancement and Injury Prevention while serving as a graduate assistant in the Bruin program from 2013-14. He began his time at UCLA as an intern with the Bruin Strength staff in 2012.

Judkins earned his bachelor's degree in Exercise Science from Augsburg College, in Minnesota, in 2010. He was a four-year letter-winner as a defensive back on the football team at Augsburg.

Judkins is an NSCA - Certified Strength & Conditioning Specialist - CSCS, and also earned the following certifications throughout his professional career: USAW Level 1 Olympic Weightlifting, Functional Movements System Level 1 FMS, Functional Range Conditioning FRC Mobility Specialist, Precision Nutrition Level 1 and Heartsaver First Aid, CPR, AED.

Education: Augsburg College (B.S. 2010), California University of Pennsylvania (M.S. 2014). **Born:** Lakeville, Minn.

Family: Wife - Katie; Children - Carter and Evelyn.





GREG LEWIS

RUNNING BACKS

16TH YEAR IN THE NFL

6TH YEAR WITH THE CHIEFS

03 04 06 09 17 18 19 20 21



LEWIS' FOOTBALL CAREER

1999-02 Illinois	Wide Receiver
2003-08 Philadelphia Eagles	Wide Receiver
2009-10 Minnesota Vikings	Wide Receiver
2012 San Diego State	Wide Receivers
2013 San Jose State	Wide Receivers
2014 Pittsburgh	Wide Receivers
2015 New Orleans Saints	Offensive Assistant
2016 Philadelphia Eagles	Wide Receivers
2017-22 Kansas City Chiefs	Wide Receivers ('17-20) Running Backs ('21-22)



Greg Lewis enters his second season coaching the running backs in Kansas City in 2022 after spending the previous four seasons overseeing the wide receivers (2017-20). This season marks his 16th year in the NFL, with prior stops as a wide receivers coach in Philadelphia (2016) and as an offensive assistant in New Orleans (2015), preceded by an eight-year NFL career as a wide receiver.

In 2021, Lewis coached RB Darrel Williams to a season of career highs including, 144 touches for 588 yards and six touchdowns, as well as 452 receiving yards and two touchdowns. RB Clyde Edwards-Helaire recorded 517 rushing yards on 119 carries logging four touchdowns. He added 19 catches for 129 yards and a career-high two receiving touchdowns.

In 2020, Lewis coached AP All-Pro and Pro Bowl WR Tyreek Hill in one of his best seasons where he tied the franchise record for single-season receiving touchdowns (15) and ranked eighth in the NFL with 1,276 receiving yards on the season. In Week 11 against the Tampa Bay Buccaneers, Hill turned in a mammoth performance tallying a single-game career-high 269 receiving

yards on a career-high 13 receptions (20.7 avg.) with three touchdowns. He had 203 of his 269 receiving yards in the first quarter of the game, becoming the third player since 1980 with at least 200 receiving yards in a single quarter, joining Qadry Ismail (210, 3rd quarter, Dec. 12, 1999) and Lee Evans (205, 1st quarter, Nov. 19, 2006). In terms of first quarter receiving only, Hill's 203 yards ranked as the second-most receiving yards in the first quarter of an NFL game since at least 1991.

In 2019, Lewis mentored rookie WR Mecole Hardman who ranked first in the NFL in yards per reception among all wide receivers with at least 20 receptions (20.7). He also coached fourth-year WR Tyreek Hill who became the fastest player in franchise history to reach 4,000 career receiving yards doing so in 58 games and was nominated to his fourth Pro Bowl.

In 2018, Lewis coached third-year WR Tyreek Hill to his second consecutive 1,000-yard season with 1,479 yards and 12 touchdowns, which both ranked fourth in the NFL. Hill's 1,479 receiving yards in 2018 broke the Chiefs single-season receiving yards record previously set by WR Derrick Alexander (1,391 in 2000). He also led wide receivers Chris Conley and Demarcus Robinson to career-highs in receiving yards and touchdowns.

In 2017, Lewis coached WR Tyreek Hill, who had career highs in yards (1,183) and receiving touchdowns (8). Hill had five receptions of 55 yards or more, and 16 receptions of 25 yards or more. Overall, the receivers combined for 2,285 yards and 12 touchdowns under Lewis' tutelage.

Lewis spent the 2016 season in Philadelphia guiding a young receiving core. The Lewis-led group of Eagles wideouts produced 1,839 receiving yards on 170 receptions (10.8 yards per catch) with eight touchdowns.

Prior to joining the Eagles, Lewis served as an offensive assistant in New Orleans, which was his first full-time coaching role in the National Football League. The 2015 Saints, led by QB Drew Brees, put together a league-leading 460 completions for 5,205 passing yards.

Prior to coaching stints in the National Football League, Lewis spent three seasons coaching in the collegiate ranks, spending time with the University of Pittsburgh (2014), San Jose State (2013) and the University of San Diego (2012).

Working with the wide receivers at Pittsburgh in 2014, Lewis tutored WR Tyler Boyd, a second-round pick by the Cincinnati Bengals in the 2016 NFL Draft. Boyd ranked second in the ACC with 1,261 yards in 2014, and left the Panthers as the school's all-time leading receiver in receptions (254), receiving yards (3,361) and finished second in all-purpose yards (5,243), earning a first-team All-ACC nod as a wide receiver.



In his one season coaching at San Jose State, senior Chandler Jones and freshman Tyler Winston, were All-Mountain West Conference honorees. Jones was a first-team selection with 79 receptions for 1,356 yards and a single-season school-record 15 touchdown catches. Jones also established a new University record for career TD receptions with 29. Despite starting only eight games, Winston was named the Mountain West Freshman of the Year. He finished 2013 with 58 receptions for 858 yards and five touchdowns. Winston led all Football Bowl Subdivision (FBS) freshmen with four games of 100 or more receiving yards.

Under Lewis' direction, four Spartans wide receivers finished the 2013 season with at least 100 career receptions. Jones and team captain Noel Grigsby completed their college careers with 248 and 237 receptions, respectively.

Lewis began his coaching career in 2012 as a wide receivers coach at the University of San Diego. The Lewis-led group of wideouts totaled 2,287 yards on 182 receptions (12.6 yards per catch) with 21 touchdowns.

Prior to coaching, Lewis enjoyed an eight-year playing career in the National Football League. Undrafted out of the University of

Illinois, then-head coach Andy Reid first signed Lewis in Philadelphia where he appeared in 90 games (23 starts), logging 127 catches for 1,699 yards (13.3 yards per catch) and seven touchdowns. His time with the Eagles was highlighted by a fourth-quarter touchdown pass in Super Bowl XXXIX.

The Chicago, Illinois, native finished his pro career in Minnesota, where he spent two seasons and appeared in 26 games (six starts), tallying 293 yards on 25 catches (11.7 yards per catch) with one touchdown. His most notable achievement in Minnesota came on one of the most dramatic finishes in Vikings history, when he made a tightrope catch in the back of the end zone with two seconds left to lift Minnesota past the San Francisco 49ers, 27-24. Lewis would go on to share an ESPY Award for 'Best Play' with then-Vikings quarterback Brett Favre.

A standout at the University of Illinois, Lewis appeared in 44 games, logging 103 receptions for 1,456 yards (14.1 yards per catch) and 12 touchdowns.

Education: University of Illinois (B.A. 2002). **Born:** Chicago. **Family:** Married with four children.



10 16 17 18 19 19 20
20 21

COREY MATTHAEI



ASSISTANT OFFENSIVE LINE



15TH YEAR IN
THE NFL

10TH YEAR WITH
THE CHIEFS

MATTHAEI'S FOOTBALL CAREER

2003-06	Willamette University	Offensive Lineman
2007	Willamette University	Offensive Assistant
2008-12	Philadelphia Eagles	Coaching Asst. ('08-09) Assistant to the Head Coach ('09-12)
2013-22	Kansas City Chiefs	Offensive QC ('13-14) Asst. Quarterbacks ('15-17) Asst. Offensive Line ('18-22)



Corey Matthaei enters his 10th season with the Chiefs and fifth as the team's assistant offensive line coach in 2022.

For the 2021 season, Matthaei helped a group of veterans and rookies merge into an offensive line that only allowed 28.0 sacks on QB Patrick Mahomes, which was tied at third for the season. Prior to the season, T Orlando Brown joined the club via trade with the Ravens, and following the season, he earned his third Pro Bowl nomination. Rookie offensive linemen Creed Humphrey and Trey Smith started all 17 regular season games in 2021, becoming the 17th and 18th players in franchise history to start all regular season games in their rookie season.

In 2020, Matthaei helped lead an offensive line that was marred by injuries, seeing 12 different starters at various positions along the line throughout the season while still ranking

fifth in sacks allowed with 24.0.

In 2019, Matthaei assisted an offensive line unit that finished third in the NFL in sacks allowed with 25.0 in the regular season.

In his first year as the assistant offensive line coach, he helped lead a group that blocked for NFL MVP QB Patrick Mahomes. The offensive line only allowed 26.0 sacks in the regular season and paved the way for 1,855 yards rushing as a team.

Prior to the 2018 season, Matthaei served as the team's assistant quarterbacks coach from 2015 to 2017. In addition to tutoring the quarterbacks, Matthaei assisted offensive line coach Andy Heck, working with the offensive line.

Before being promoted in 2015, Matthaei was an offensive quality control coach for two seasons with the team (2013-14) and spent five seasons with the Philadelphia Eagles as a coaching assistant (2008-12).

Since Matthaei's arrival in Kansas City in 2013, he assisted QB Alex Smith in owning a 65.1 completion percentage, which ranks first among all Chiefs quarterbacks with at least 700 passing attempts. Under Matthaei's guidance, Smith recorded five consecutive seasons passing for 3,000 yards since joining the franchise in 2013. Smith became the franchise's all-time leading rusher among QBs after the 2017 season (1,672 yards).

In 2013, Matthaei assisted an offensive staff that propelled the Chiefs to the single best season turnaround in franchise history, winning 11 games after a 2-14 season.

Prior to his move to Kansas City, Matthaei served three seasons under Chiefs Head Coach Andy Reid with the Philadelphia Eagles as the assistant to the head coach from 2010-12 after completing two seasons with the Eagles as a coaching assistant (2008-09). He spent 2006-07 as Philadelphia's football operations intern for training camp.

Before embarking on his NFL career, Matthaei played on the offensive line at Willamette University in Salem, Ore., (2003-06). Upon graduating, he spent one season as the offensive assistant at his alma mater.

Education: Willamette University (B.A. 2007). **Born:** Fircrest, Wash. **Family:** Wife - Cari; Children - Taylor, Brayden and Kacey.





TOM MELVIN

TIGHT ENDS

24TH YEAR IN THE NFL

10TH YEAR WITH THE CHIEFS

01 02 03 04 05 06 10 04 19 20
16 17 18 19 20 21



MELVIN'S FOOTBALL CAREER

1982-83 San Francisco State	Offensive Lineman
1984-85 San Francisco State	Graduate Assistant
1986-97 Northern Arizona	RB/OL/TE
1988-90 UC Santa Barbara	Off. Coord./OL
1991-98 Occidental	Off. Coord./OL
1999-12 Philadelphia Eagles	Off. Asst./QC ('99-01) Tight Ends ('02-12)
2013-22 Kansas City Chiefs	Tight Ends



Tom Melvin enters his 10th season as Kansas City's tight ends coach and his 24th season as an NFL coach in 2022.

In 2021, Melvin coached TE Travis Kelce to another 1,000-yard season as Kelce extended his NFL record to six-straight seasons of 1,000+ yards. Kelce recorded 1,125 receiving yards and nine touchdowns en route to his seventh Pro Bowl nomination. With 9,006 career receiving yards, Kelce ranks second in franchise history. He becomes just the sixth tight end in NFL history to reach 9,000 career receiving yards and is the quickest tight end to do so.

In 2020, Melvin's coaching helped TE Travis Kelce record over 1,000 yards, extending his previous NFL record for tight ends to five such seasons. In Week 15 of 2020 Kelce set two NFL records, becoming the first tight end in NFL history with multiple seasons of 100+ receptions in his career (2018 and 2020), while his 1,416 receiving yards were the most-ever by a tight end in NFL history, passing 49ers TE George Kittle's previous record of 1,377 yards set in 2018. His 105 receptions in 2020 set a franchise record and

marked the fourth-most single season receptions by a tight end in NFL history.

In 2020, Melvin helped Kelce become the first tight end in NFL history to record four-consecutive seasons with 1,000+ receiving yards. He also became the first tight end in NFL history to record back-to-back 1,200+ yard receiving seasons. In the week 16 game against the Chicago Bears in 2019, Kelce finished the game with 504-career reception becoming the fastest tight end in NFL history to record 500-career receptions, doing so in just 95 games played.

In 2018 under Melvin's tutelage, Kelce earned his fourth Pro Bowl nomination and briefly broke the NFL record for receiving yards by a tight end (1,336), which now ranks third all-time. Kelce was a key component to QB Patrick Mahomes throwing for 5,097 yards and 50 touchdowns and winning the NFL MVP.

Under Melvin's leadership, TE Travis Kelce had another Pro Bowl year in 2017, recording 83 receptions, 1,038 yards and a career-high eight touchdowns. After two straight 1,000-yard and 80-catch seasons, he continues to solidify himself as one of the elite tight ends in the National Football League.

Melvin has mentored well-rounded tight ends including the development of TE Demetrius Harris. Harris entered the league in 2013 as an undrafted free agent, spending the season on the club's practice squad after playing college basketball at UW-Milwaukee. In 2017, he recorded 18 catches for 224 yards and one touchdown.

Prior to joining the Chiefs in 2013, Melvin spent 14 seasons on the offensive coaching staff in Philadelphia, including the last 11 years of his tenure as the Eagles tight ends coach. Prior to being elevated to tight ends coach, Melvin was the club's offensive assistant/quality control coach.

In his time overseeing the tight ends in Philadelphia, Melvin played a key role in the development of Brent Celek, who caught 280 passes for 3,472 yards and 20 touchdowns in his six-year career playing for Melvin and the Eagles. Celek ranked second on the Eagles squad for the second straight season with 57 receptions after hauling in 62 in 2011. He had 684 receiving yards in 2012 after registering 811 yards in 2011 with six touchdowns in the past two seasons.

In 2011, Celek topped all NFL tight ends with an average of 8.1 yards after the catch. Celek turned in one of the finest seasons ever by an Eagles tight end in 2009 with 76 receptions for 971 yards and eight touchdowns.



Melvin joined the Eagles after an eight-year stint at Occidental College, where he served as the school's offensive coordinator and offensive line coach. In 1993, he led the Tigers to a then-school record 326 points and 2,526 rushing yards on the way to an 8-1 record.

Prior to his time at Occidental, he served as the offensive coordinator/offensive line coach at the University of California—Santa Barbara. At UCSB, Melvin directed the nation's fifth-ranked offense in 1989 while coaching five All-America selections.

From 1982-83, Melvin played on the offensive line at San Francisco State University. During the 1983 season, his position coach at SFSU was current Chiefs Head Coach Andy Reid.

Following his playing career at San Francisco State, Melvin

began his coaching career as a graduate assistant at his alma mater, serving on the same staff with Reid. He then moved on to Northern Arizona, where he mentored TE Shawn Collins, a first-round draft pick of Atlanta in the 1989 NFL Draft.

Melvin attended Cubberley High School in Palo Alto, Calif. Today, he holds a bachelor's degree in physical education from San Francisco State and a master's degree in educational administration from Northern Arizona.

Melvin's cousin, Bob Melvin, is a former major league catcher and current manager of the San Diego Padres.

Education: San Francisco State University (B.A. 1984, M.E. 1987). **Born:** Redwood City, Calif. **Family:** Wife - Kathy; Children - Justin, Joshua, J.T., Heather; Grandchildren - Haylee, Noa and Travis.



02 05 08 11 19 07 11 19 20
20 21

DAVE MERRITT

DEFENSIVE BACKS



25TH YEAR IN THE NFL

4TH YEAR WITH THE CHIEFS

MERRITT'S FOOTBALL CAREER

1989-92	NC State	Linebacker
1993	Miami Dolphins	Linebacker
1993-96	Phoenix/Arizona Cardinals	Linebacker
1997	Rhein Fire (NFL Europe)	Linebacker
1997	UT-Chattanooga	Outside Linebackers
1998-2000	VMI	Def. Ends/Outside LBs ('98) Defensive Line ('99-00)
2001-03	New York Jets	Def. Assistant/Linebackers
2004-17	New York Giants	Def. Assistant/QC ('04) Def. Assistant ('05) Secondary/Safeties ('06-17)
2018	Arizona Cardinals	Defensive Backs
2019-22	Kansas City Chiefs	Defensive Backs



Dave Merritt enters his fourth season as the defensive backs coach with the Kansas City Chiefs in 2022.

In 2021, Merritt coached S Tyrann Mathieu to his third Pro Bowl. Mathieu led the team in interceptions with three, including a pick-six. S Dan Sorensen followed up close behind with two interceptions and a pick-six.

In 2020, Merritt coached S Tyrann Mathieu to his second-consecutive first team AP All-Pro nomination and third of his career, first at the safety position. Mathieu led all NFL safeties with six interceptions in the regular season, adding one in the postseason. Merritt also mentored rookie CB L'Jarius Sneed who was the highest-graded rookie CB of the 2020 season by Pro

Football Focus.

In 2019, Merritt helped coach S Tyrann Mathieu to an AP All-Pro Team Nomination. Mathieu ranked third in the NFL in passes defended amongst safeties with 12, adding 75 tackles (63 solo), four interceptions, and 2.0 sacks.

Merritt joined Kansas City after spending the 2018 season with the defensive backs at the Arizona Cardinals, where he coached CB Patrick Peterson to his eighth career Pro Bowl. Before the Cardinals, he spent 14 seasons with the New York Giants as defensive assistant (2004-2005) and secondary/safeties coach (2006-2017). Merritt worked there with the Chiefs current Defensive Coordinator Steve Spagnuolo, where they led a defense that helped win Super Bowl XLII. He also went on to win Super Bowl XLVI, both teams under Head Coach Tom Coughlin.

With the Giants, he coached multiple Pro Bowlers: All-Pro S Antrel Rolle, S Landon Collins, CB Dominique Rodgers-Cromartie, and CB Janoris Jenkins; Collins and Rolle both leading tacklers. During his tenure with the secondary/safeties, the Giants backfield recorded 198 interceptions, which was tied for sixth in the NFL during that time frame.

His coaching career in the NFL began as defensive assistant/linebacker coach for three seasons with the New York Jets (2001-2003) under Head Coach Herm Edwards and Defensive Coordinator Ted Cottrell. Prior to the Jets, he had 2 stops at the collegiate level, outside linebacker coach at Tennessee-Chattanooga (1997) and the same position along with defensive ends and defensive line at Virginia Military Institute (1998-2000).

While earning his Political Science degree, Merritt was a linebacker for the North Carolina State Wolfpack (1989-1992) and was named first team All-ACC (1992) after leading the conference in tackles. He was then drafted by the Miami Dolphins in the seventh round (1993), and also played three seasons for the Arizona Cardinals. In his last season before transitioning to coaching, he played for NFL Europe's Dusseldorf Rheinfire, who competed in the World Bowl Championship that year (1997).

A standout player from Millbrook High School in Raleigh, North Carolina, he was inducted to the school's first Hall of Fame class (2012).

Education: North Carolina State (1994). **Born:** Raleigh, N.C. **Family:** Wife - Yolonda; Sons - David Jr., Devin, Dawson and Daughters - Drayah and Kiki.





MATT NAGY

**SENIOR OFFENSIVE ASSISTANT/
QUARTERBACKS**

**13TH YEAR IN
THE NFL**

**6TH YEAR WITH
THE CHIEFS**



NAGY'S FOOTBALL CAREER

1996-2000	University of Delaware	Quarterback
2001	Manheim Central High School	Asst. Coach
2002-03	Cedar Crest High School	Quarterbacks
2002	New York Dragons (AFL)	Quarterback
2004	Carolina Cobras (AFL)	Quarterback
2005-06	Georgia Force (AFL)	Quarterback
2007-08	Columbus Destroyers (AFL)	Quarterback
2008-09	Palmyra Area High School	Off. Coordinator
2010-12	Philadelphia Eagles	Asst. Coach ('10) Offensive Quality Control ('11-12)
2013-17	Kansas City Chiefs	Quarterbacks ('13-15) Co-Offensive Coordinator ('16) Offensive Coordinator ('17)
2018-21	Chicago Bears	Head Coach
2022	Kansas City Chiefs	Sr. Off. Asst./QBs



Matt Nagy enters his sixth season in Kansas City and his first as senior offensive assistant/quarterbacks coach in 2022. Nagy re-joins the club after four years as head coach for the Chicago Bears. In 2017, he was promoted to offensive coordinator for the Chiefs following a season serving as co-offensive coordinator alongside Brad Childress. Prior to that, Nagy spent two seasons (2013-15) as the Chiefs quarterbacks coach.

Nagy, the 2018 Associated Press and PFWA Coach of the Year, compiled a 34-31 record with one division championship and two playoff appearances in four seasons as the head coach of the Chicago Bears.

The 2017 Chiefs ranked first in the division for the second-straight season. QB Alex Smith had 341 completions on 505 attempts for 4,042 passing yards and 26 touchdowns. Rookie QB Patrick Mahomes saw his first NFL action in the Week 17 game at

Denver as the starters were resting for the playoffs. Mahomes recorded 22 passes for 284 yards in the game. The Kansas City Chiefs fell 22-21 to the Tennessee Titans in the wild card round.

In 2016, Smith led the Chiefs to a 12-4 regular-season record, the club's first AFC West title since 2010, the No. 2 overall seed in the AFC and a first-round bye. In 2015, he led the Chiefs to a 30-0 win over the Houston Oilers in the Wild Card Round of the 2015 playoffs, marking the first playoff win by the club in 22 years. In his first four seasons, Smith had a combined 41 wins, marking the most wins by a Chiefs QB in their first four seasons with the club.

In his first year with the Chiefs, Nagy worked with Smith in a season that brought him five 100.0 plus quarterback ratings, one of which was a perfect rating of 158.3 at Oakland (12/15/13). Focusing on ball protection, he coached Smith to a league-low seven interceptions with a minimum of 300 attempts and a 1.4 interception percentage, also the lowest in the NFL. Smith's interception percentage in the 2013 season has him solidified as the third-best single season mark in franchise history. Smith also earned his first Pro Bowl selection following his first season with the Chiefs in 2013.

Before joining the Chiefs coaching staff, Nagy spent three years on the offensive staff of the Philadelphia Eagles, most recently serving two seasons as the franchise's offensive quality control coach (2011-12). He was promoted to that role after he served as a coaches assistant during the 2010 campaign. His initial experience with the Eagles came in 2008 and 2009 when he served as a coaching intern during Eagles training camp.

A former quarterback for the Arena Football League, Nagy played six seasons for the New York Dragons (2002), Carolina Cobras (2004), Georgia Force (2005-06) and Columbus Destroyers (2007-08). During his career, Nagy completed 65.5 percent of his passes for 18,866 yards, 374 touchdowns and a quarterback rating of 115.1.

He played collegiately at Delaware, setting more than 20 career passing records at the time, including career marks for passing yards (8,214) and touchdowns (58). He ranked second for most career attempts (895) and most career completions (502) behind former Delaware star and current Baltimore Ravens QB Joe Flacco. Nagy earned All-America honors as a senior for the Blue Hens after setting single-season records in attempts (379), yards (3,436) and touchdowns (29).

After graduating from Delaware with a degree in health and physical education, Nagy gained coaching experience at several local high schools, as he served as an assistant coach at Manheim Central (2001), the quarterbacks coach at Cedar Crest (2002-03) and the offensive coordinator at Palmyra Area High School



(2008-09).

Born on April 24, 1978, in Plainfield, N.J., the Lancaster, Pa., native attended Manheim Central High School, earning all-state

honors as a senior.

Education: University of Delaware (B.S. 2001). **Born:** Plainfield, N.J. **Family:** Wife - Stacey; Sons - Brayden, Tate, Jaxon and Jett.



RYAN REYNOLDS

ASSISTANT STRENGTH & CONDITIONING/
DIRECTOR OF SPORT SCIENCE

7TH YEAR IN
THE NFL

7TH YEAR WITH
THE CHIEFS

16 17 18 19 20 19 20
21



REYNOLDS' FOOTBALL CAREER

2005	Iowa	Strength and Conditioning Intern
2006-08	Arizona State	Sports Performance Grad. Asst.
2008	Louisville	Asst. Sports Performance Coach
2008-12	Arizona State	Asst. Sports Perf. ('08-09) Asst. Coach Sports Performance ('09-12)
2012-16	UCLA	Asst. Strength & Conditioning
2016-22	KC Chiefs	Asst. S&C/Dir. of Sport Science



Ryan Reynolds enters his seventh NFL season with Kansas City

in 2022 as the club's strength & conditioning assistant and Sports Science Director.

In his previous six seasons in Kansas City, he's assisted in a program that prepared the team for six-consecutive winning seasons, including winning the division each of those years, two consecutive AFC Championship titles and the first back-to-back Super Bowl appearances in franchise history.

Prior to working for the Chiefs, Reynolds served as the assistant strength & conditioning coach for the UCLA Bruins football team for four seasons (2012-16). He also spent time with Arizona State University's football program as an assistant coach focusing on sports performance (2008-12) and as a sports performance graduate assistant for the university's basketball and football teams (2006-08). Between his time as a graduate assistant and an assistant coach at ASU, Reynolds spent time as a sports performance assistant for the University of Louisville's football team (2008).

Reynolds got his start as an intern for the University of Iowa, focusing on men's basketball, Olympic sports and football strength & conditioning (2001-06).

Reynolds graduated with a Bachelor's in exercise science from the University of Iowa in 2005 and received a Master of Education from Arizona State University in 2007.

Education: University of Iowa (B.S. 2005), Arizona State University (M.Ed. 2007). **Born:** Fulton, Ill.





BARRY RUBIN

STRENGTH & CONDITIONING

26TH YEAR IN THE NFL

10TH YEAR WITH THE CHIEFS



RUBIN'S FOOTBALL CAREER

1976-77 Louisiana State	Running Back/Punter
1978-80 Northwestern (La) State	Tight End/Punter
1982-83 Northeast Louisiana	Strength Coach
1984-85 Louisiana State	Strength & Cond.
1987-90 Northeast Louisiana	Strength Coach
1994 Northeast Louisiana	Strength Coach
1995-05 Green Bay Packers	Asst. S & C ('95-98) Strength & Cond. ('99-05)
2008-12 Philadelphia Eagles	Asst. S & C ('08-09) Strength & Cond. ('10-12)
2013-22 Kansas City Chiefs	Strength & Cond.



Barry Rubin enters his 10th season as the Chiefs strength and conditioning coach in 2022. Rubin has played a critical role during

his previous nine seasons with the club, implementing and maintaining a strength and conditioning program throughout the year that prepared the team for nine-consecutive winning seasons, including a franchise-best 14-2 record in 2020, earning the club six-consecutive AFC West Division Championships, two-consecutive AFC Championship titles and the first back-to-back Super Bowl appearances in franchise history.

He joined the Chiefs after serving the previous three seasons in the same capacity with the Philadelphia Eagles (2010-12).

Prior to being promoted to the Eagles Head Strength and Conditioning Coach in 2010, he was an assistant for two years (2008-09).

Before his move to Philadelphia, he spent seven years as the head strength and conditioning coach (1999-2005) and four years as an assistant for the Green Bay Packers (1995-98).

During his tenure in Green Bay, the Packers earned six division titles, two NFC championship titles and a Super Bowl XXXI victory under Head Coach Mike Holmgren. He also served as a strength coach at Northeast Louisiana (1982-83, 1987-90 and 1994) and LSU (1984-85).

Rubin was inducted into the Northwestern (La.) State Hall of Fame in 2014, where he played with former Chiefs great Joe Delaney, and the USA Strength and Conditioning Coaches Hall of Fame in 2003.

He played tight end and punter at Northwestern State from 1978-80 after serving as a running back and punter at LSU from 1976-77.

Education: Northwestern (La.) State (B.A. 1981). **Born:** Monroe, La. **Family:** Wife - Nicole; Daughter - Daley, who attends the University of Arkansas.





18 19 20 21 19 20

ALEX WHITTINGHAM

DEFENSIVE QUALITY CONTROL



5TH YEAR IN THE NFL

5TH YEAR WITH THE CHIEFS

WHITTINGHAM'S FOOTBALL CAREER

2013-17 University of Utah	Linebacker
2018-22 Kansas City Chiefs	Defensive Assistant ('18) Defensive Quality Control ('19-22)



Alex Whittingham enters his fifth season with Kansas City in 2022 and fourth as a defensive quality control coach after serving as a defensive assistant for the 2018 season.

In 2021, Whittingham worked closely with the linebackers who accounted for 2.5 sacks on the season and a fumble recovery for a touchdown versus the Broncos in Week 18. Rookie LB Nick

Bolton led the team with 112 tackles, including 11 for a loss. Bolton was voted the team's Mack Lee Hill award winner as the best rookie or first year player, an award voted on by his teammates.

In 2020, Whittingham primarily worked with a linebacking group that accounted for 3.0 sacks and 245 tackles.

In 2019, Whittingham worked with the defensive line including Pro Bowl DT Chris Jones and DE Frank Clark who were ranked first and second on the team in sacks with 9.0 and 8.0, respectively.

During the 2018 season, Whittingham worked closely with the outside linebackers including Pro Bowl selection fifth-year LB Dee Ford who was tied-first in the NFL with seven forced fumbles with All-Pro DE J.J. Watt and had a career-high 13.0 sacks.

The Salt Lake City native was a walk on for the Utes earning four letters (2013-17) appearing in 44 games on special teams. During the 2017 season, he also handled short snaps for the entire season and long snaps for the first four games and was also a member of the kick return team. He was a three-time honorable mention Pac-12 All-Academic selection. While at Utah, Whittingham played under his father, Kyle, who served as the Utes head coach and his uncle, Freddie Whittingham, who served as the tight ends coach.

Prior to attending Utah, Whittingham spent two years (2011-13) after high school serving as a missionary for the LDS church in Auckland, New Zealand.

Education: University of Utah (B.S. 2017). **Hometown:** Salt Lake City. **Family:** Wife - Gabi. Daughter - Eleanor.





DAN WILLIAMS

OFFENSIVE ASSISTANT

4TH YEAR IN THE NFL

4TH YEAR WITH THE CHIEFS



WILLIAMS' FOOTBALL CAREER

2015-18 Stevenson University	Quarterback
2019-22 Kansas City Chiefs	Coaching Intern ('19) Assistant to the HC ('20-21) Offensive Assistant ('22)



Dan Williams enters his fourth season with the Chiefs and first as the offensive assistant in 2022. He spent the past two seasons as the Assistant to the Head Coach. Williams served as a coaching intern for the Chiefs in 2019 working closely with the

quarterbacks and tight ends.

During his time as Assistant to the Head Coach, Williams worked directly with Head Coach Andy Reid in organizing the day-to-day operations of the team. His responsibilities include overseeing player and staff communications with the head coach and managing the football calendar, which includes the offseason program, mini-camp and in-season schedules.

Prior to joining the Chiefs, Williams served as coaching intern with Stevenson University where he assisted with the offensive skill positions during meetings and practice.

The Sicklerville, N.J. native spent four seasons (2015-18) at Stevenson University where he served as the starting quarterback and team captain. Williams left the Mustangs as the school's all-time leader in career completions (277), attempts (449), completion percentage (64%), passing yards (7,139) and passing touchdowns (61).

Williams' father, Ted Williams, spent 20 years on the Philadelphia Eagles coaching staff working with the tight ends (1995-96; 2013-14) and running backs (1997-2012). He also spent two years as a pro scout with the Eagles in 2015-16. Ted Williams spent 14 seasons under Chiefs Head Coach Andy Reid while he was the head coach of the Philadelphia Eagles (1999-2012).

Education: Stevenson University (B.S. 2018; M.Comm. 2019). **Hometown:** Sicklerville, N.J. **Family:** Wife - Ashley; Daughter - Kaia.





ROD WILSON

DEFENSIVE ASSISTANT

10TH YEAR IN THE NFL

4TH YEAR WITH THE CHIEFS

05 06 10 17 18 06 19



WILSON'S FOOTBALL CAREER

2001-04	South Carolina	Linebacker
2005-08	Chicago Bears	Linebacker
2009	Tampa Bay Buccaneers	Linebacker
2010	Chicago Bears	Linebacker
2013-16	Charleston Southern	Safeties ('13) Inside Linebackers ('14-16)
2017-19	Kansas City Chiefs	Assistant Special Teams
2020	South Carolina	Linebackers
2021	Coastal Carolina	Inside Linebackers
2022	Kansas City Chiefs	Defensive Assistant



Rod Wilson enters his fourth season with the Chiefs in 2022 as a defensive assistant. Wilson returns to Kansas City after coaching the linebackers at his alma mater, South Carolina, in 2020 followed by a season at Coastal Carolina coaching the inside linebackers. Wilson spent his first three seasons (2017-19) in KC as the assistant special teams coach.

In 2021, Wilson assisted Coastal Carolina to an 11-2 record en route to a 47-41 win over NIU in the Cure Bowl. He mentored a defense that was ranked in the Top 25 nationally, tutoring LB Silas Kelly to earn first-team All-Sun Belt and second-team PFF All-Sun Belt honors, as well as ranking third in the conference in tackles. He also tutored LB Teddy Gallagher to earn a Sun Belt Honorable Mention.

At USC in 2020, he mentored Ernest Jones who was named to the 2020 Phil Steele All-SEC fourth team. He went on to be selected by the Los Angeles Rams with the 40th pick in the third round of the 2021 NFL Draft. Wilson also coached SEC All-Freshman linebacker Mohamed Kaba.

The 2019 Super Bowl Champion Chiefs special teams ranked in

the top 10 in kick returns, kick return coverage and punt return coverage. Rookie WR Mecole Hardman recorded the longest kick return, scoring a touchdown on a 104-yard kickoff in the final game of the regular season against the Los Angeles Chargers. Hardman's 104-yard kickoff return touchdown ranked as the third-longest kickoff return in Chiefs history. He was named Second-Team All-Pro as a kick returner and named to his first Pro Bowl as a return specialist. K Harrison Butker set a franchise record for most points by a kicker in a single season with 147 points. In his 15th season, P Dustin Colquitt recorded 48 punts for 2,126 yards putting his career total at 50,393 punting yards, the eighth-most in NFL history.

In 2018, the Chiefs special teams ranked third in punt returns, fourth in punt return coverage and eight in kickoff returns. K Harrison Butker had a strong second season, making 24 of 27 kicks and P Dustin Colquitt placed 21 kicks inside the 20 yard line, moving him to third all-time in NFL history (441).

In 2017, Wilson assisted Special Teams Coordinator Dave Toub, helping guide K Harrison Butker to a decorated rookie season - recording a franchise record of 23 consecutive FGs, ranking second in franchise history for most FGs made in a single season and tied for first for the most 50-plus yard FGs made in a season with four.

Wilson also assisted with the return and coverage units, in which during the 2017 season, the Chiefs led the NFL in kick returns (40) for 1,051 yards. Under his tutelage, WR/PR Tyreek Hill earned his second Pro Bowl selection, tallying 25 punt returns for 204 yards and a touchdown.

He spent four seasons (2013-16) at Charleston Southern coaching the safeties, inside linebackers and assisted with special teams, following a six-year NFL playing career. Within his four years at CSU, he made a brief stop in Kansas City as part of the league's Bill Walsh NFL Minority Coaching Fellowship during the club's 2015 training camp. Under Wilson's tutelage, CSU landed at least one linebacker on the Big South's All-Conference squad each of his four seasons. In 2016, Wilson helped guide the Buccaneers defense to top rankings within the league, limiting opponents to the fewest rushing touchdowns (15) and fewest total rushing yards (1,488). The 2015 Buccaneers ranked atop the league in total defense (292.0 yards per game) and held opponents to the second-fewest rushing yards per game (147.1) which helped earn an outright Big South title and the program's first-ever berth into the FCS Playoffs.

Prior to his collegiate coaching career, Wilson enjoyed a six-year playing career in the National Football League. Originally selected in the seventh round of the 2005 NFL Draft (220th overall) by the Chicago Bears, Wilson appeared in 51 games for



the Chicago Bears and

Tampa Bay Buccaneers, tallying 47 tackles and one forced fumble while primarily playing a special teams role under then-Special Teams Coach Dave Toub. Wilson's career highlights include four playoff appearances, which included two NFC Championship appearances and a trip to Super Bowl XLI.

The Cross, S.C., native attended the University of South

Carolina, where he played five different positions for the Gamecocks (quarterback, wide receiver, spur, safety and linebacker) and put together an outstanding senior year as one of USC's captains, leading the team in tackles (68) while earning All-SEC honors, and SEC Academic Honor Roll accolades.

Education: South Carolina (B.S. 2004). **Born:** Cross, S.C.
Family: Wife - Megan; Sons - Jaylen and Ryan; Daughter - Nova.



MARC RICHARDS

FOOTBALL RESEARCH ANALYST

1ST YEAR IN THE NFL

1ST YEAR WITH THE CHIEFS



RICHARDS' FOOTBALL CAREER

2021	Oklahoma City Thunder	Data Science Intern
2022	Kansas City Chiefs	Football Research Analyst

Marc Richards enters his first season as the Football Research Analyst in 2022.

In his current position, Richards reports to Statistical Analysis Coordinator Mike Frazier, assisting Head Coach Andy Reid and the Chiefs coaching and personnel staffs with player statistics and situational analysis, as well as team and league-wide trends.

Prior to arriving in Kansas City, Richards spent time with the Oklahoma City Thunder as a Data Science Intern, working with the Thunder's Strategic Planning Group in Basketball Operations.

In 2021, Richards took home the grand prize in the Big Data Bowl. His team used Next Gen Statistics to develop a framework for accessing individual defensive performance in coverage. Richards was also a finalist in the 2022 NFL Big Data Bowl as his

team used Next Gen Statistics to explore punter's optimal aiming location and hang time.

As he completed his Ph.D. in Statistics at Pittsburgh, Richards was a lead instructor, teaching undergraduate statistics courses: Applied Statistical Methods and Statistics in the Modern World. His main research areas involved using classical statistical inference to understand modern machine learning algorithms as well as spatial-temporal modeling of crime such as quantifying the impact of COVID-19 on crime across US Cities.

The Wayzata, Minn., native also has a background in hockey. On the ice, Richards played right defense at St. Olaf and was elected team captain for the 2015-16 season. And off the ice, he won the RITSAC Data Competition in 2019 and was a finalist in the Big Data Cup in 2021.

Education: St. Olaf College (B.A. 2016); Pittsburgh (M.A. 2020; Ph.D. 2022). **Born:** Wayzata, Minn. **Family:** Wife - Kate.





**MIKE
BORGONZI**

ASSISTANT GENERAL MANAGER



**14TH YEAR IN
THE NFL**

**14TH YEAR WITH
THE CHIEFS**

BORGONZI'S FOOTBALL CAREER

1998-01 Brown	Fullback
2002 Amherst College	Tight Ends
2007-08 Boston College	Asst. Recruiting Coordinator
2009-22 KC Chiefs	College Scouting Admin. ('09)
	Manager of Football Ops ('10)
	Pro Personnel Scout ('11-13)
	Asst. Director of Pro Scouting ('13-14)
	Co-Director of Player Personnel ('15-16)
	Director of Player Personnel ('17)
	Director of Football Operations ('18-20)
	Assistant General Manager ('21-22)

Mike Borgonzi enters his 14th season with Kansas City Chiefs in 2022. He was promoted to Assistant General Manager in 2021 after serving three seasons as the club's Director of Football Operations (2018-20) and three seasons as the club's Director of Player Personnel (2017)/Co-Director of Player Personnel (2015-16).

In his current capacity, Borgonzi supervises and directs the club's college and professional scouting operations while closely supporting and advising General Manager Brett Veach with the club's roster management and player acquisition via the NFL Draft, NFL free agency, street free agency, waiver claims and trades.

Borgonzi served as the club's Assistant Director of Pro Scouting (2013-14) and as the club's Pro Personnel Scout (2011-12) where he evaluated all professional players,

recommended free agents, oversaw free agent workouts, evaluated college players, and assisted the coaching staff with advance scouting reports for the teams' upcoming opponents.

In 2010, he served as the club's Manager of Football Operations where he coordinated team logistics, assisted in budget planning for various departments, oversaw day-to-day operations on the football side and wrote player evaluation reports on a weekly basis for the club's advance scouting.

Borgonzi joined the Chiefs in 2009, serving as the club's College Scouting Administrator where he worked closely with the College Director and college scouts to ensure proper planning of the college department while assisting in player evaluation reports on both the college and pro side.

Prior to joining the Chiefs, Borgonzi served two seasons as the Assistant Recruiting Coordinator at Boston College (2007-08) where the team played in the ACC Championship twice and won the 2007 Champs Bowl. Before working in the financial sector in Boston for several years, he served as the tight ends coach at Amherst College in 2002.

The Everett, Massachusetts, native was a four-year starter as a fullback on the Brown University Football Team, earning All-Ivy League honors three times. Borgonzi's brother, Dave, is currently the LB Coach for the Chicago Bears.

Education: Brown University (B.A. 2002). **Family:** Wife - Jill; Son, Joseph; Daughter, Nina.





BRANDT TILIS

**VICE PRESIDENT OF
FOOTBALL OPERATIONS**

16TH YEAR IN
THE NFL

13TH YEAR WITH
THE CHIEFS

10 16 17 18 19 19 20
20 21



TILIS' FOOTBALL CAREER

2004-06 Oakland Raiders	Football Operations Intern
2007-09 NFL Manag. Council	Labor Oper. Intern ('07)
		Labor Operations Coordinator ('08-09)
2010-22 KC Chiefs	Salary Cap/Contract Analyst ('10-13)
		Dir. Salary Cap & FB Ops. Analytics ('14-16)
		Director of Football Administration ('17-20)
		Vice President of Football Operations ('21-22)

Brandt Tilis begins his 13th season with the Chiefs in 2022 and his second as Vice President of Football Operations. Previously, he spent four seasons as Director of Football Administration (2017-20), three seasons as Director of Salary Cap & Football Operations Analytics (2014-16), after originally joining the club in 2010 as a Salary Cap/Contract Analyst.

Tilis works directly with General Manager Brett Veach on all aspects of the club's football operation, including salary cap management, roster strategy and optimal use of club resources. Tilis serves as the club's lead player contract negotiator, spearheading every extension and free agent deal for the Chiefs since 2017, including QB Patrick Mahomes' record-breaking

contract in 2020.

He is charged with ensuring the club complies with the NFL's Collective Bargaining Agreement (CBA) and other League policies. Tilis also works with the Pro and College Scouting groups as part of his role to oversee data analytics efforts for the Player Personnel Department.

Prior to joining the Chiefs, Tilis spent three seasons in the Labor Operations Department for the National Football League Management Council (2007-09). While at the league office, Tilis served as Labor Operations Coordinator (2008-09) after originally joining the NFL Management Council as a Labor Operations Intern (2007).

The Dallas, Texas, native graduated in 2007 from the University of Rochester with two degrees in economics and statistics, including a special citation in finance. He spent three summers (2004-06) as a Football Operations Intern for the Oakland Raiders before joining the NFL office.

Education: University of Rochester (B.A. 2007). **Family:** Wife - Elizabeth; Daughters - Samantha and Brooklyn.






CHRIS SHEA

VICE PRESIDENT OF FOOTBALL OPERATIONS / TEAM COUNSEL

24TH YEAR IN THE NFL

6TH YEAR WITH THE CHIEFS



SHEA'S FOOTBALL CAREER

1992-96 Boston College	Student Football Manager
1995 Carolina Panthers	Ops./Equip. Intern
1997-98 Harvard University	Asst. Offensive Line
1998-00 Boston College	Football Recruiting Asst.
2000-04 New York Jets	Pro Personnel Asst.
2005-06 Dallas Cowboys	Scouting Consultant
2007-08 NFL	Management Council, Law Clerk ('07) Officiating, Instant Replay Comm. ('07) Man. Council, Coord. Labor Ops. ('07-08)
2008-15 Miami Dolphins	Player Person. Coord. ('08-10) Player Person. Admin. ('10-11) Asst. Director of Pro Personnel ('11-14)
2015-17 Eagles	Dir. Scouting Admin./Strat. Mgmt ('15) Dir. of Scouting Admin./Personnel Scout ('16-17)
2017-22 KC Chiefs	Salary Cap & Legal Exec. ('17) Football Ops Counsel & Personnel Exec. ('18-20) Vice President of Football Operations / Team Counsel ('21-22)

Chris Shea enters his sixth season with the Kansas City Chiefs in 2022. He was promoted to Vice President of Football Operations / Team Counsel in 2021 after serving three seasons as the club's Football Operations Counsel and Personnel Executive (2018-20). He spent his first season with the Chiefs as the Salary Cap and Legal Executive (2017).

Entering his 24th season in the NFL, he has diverse leadership experience in all aspects of football operations, including coaching, scouting, salary cap management, labor law, NFL legal matters, analytics, and instant replay officiating.

In addition to being an attorney, Shea is a seasoned college and pro talent evaluator with 18 years of scouting experience, including 10 seasons as a full-time pro/advance scout. He has 11 seasons of experience managing the salary cap for the league or teams. Shea has held various roles with the NFL Management Council, six NFL clubs, two NCAA football programs, the high school level, and a law firm specializing in labor and employment law.

In his current capacity, Shea is a senior advisor to Head Coach Andy Reid and General Manager Brett Veach on player personnel, salary cap, legal and staffing matters. Shea serves as a senior evaluator of pro and college players. He advises Veach on roster-building strategy, salary cap management, football administration, analytics, enhancement of player personnel-related technology, football operations staffing matters, and staff budgeting. Shea has input on every roster decision, including

involvement in all contract negotiations and trades. He plays a significant role in draft preparations by managing the club's draft board and pre-draft psychological, neurological, and legal assessments of prospects. Shea is also responsible for all legal aspects of the Chiefs football operation. His legal duties include NFL CBA compliance, drafting all the language contained in player, coaching, and staff contracts, negotiating medical service provider agreements, and serving as the club's liaison to the NFL or outside counsel on all legal matters.

Prior to joining the Chiefs, Shea spent the previous two seasons with the Philadelphia Eagles (2015-17), serving as the Director of Scouting Administration/Personnel Scout in 2016-May 2017 after initially joining the Eagles as Director of Scouting Administration/Strategic Management in May 2015. In Philadelphia, he helped develop roster-building strategy, scouted pro and college players, advance scouted opponents, oversaw daily operations of the player personnel department, coordinated data research for player personnel, and managed development of the club's scouting-related technology. Shea coordinated all administrative aspects of the Eagles 2016 draft and contributed to building the 2017 Eagles roster that went on to win Super Bowl LII.

Shea spent seven seasons with the Miami Dolphins (2008-15), including his final four as Assistant Director of Pro Personnel. In that capacity, he served as the Dolphins primary advance scout, was a senior evaluator of all pro players, and oversaw the daily operations of Miami's pro scouting department. He was promoted in May 2011 after previously serving as the Dolphins Player Personnel Administrator (2010-11) and Player Personnel Coordinator (2008-10). In those roles, he combined scouting, legal, salary cap management, information technology, and analytics duties. From 2008-11, he coordinated all aspects of the Dolphins draft efforts.

During 2007-08, he was employed by the NFL Management Council. Initially, Shea served as a Law Clerk focusing on player grievances and litigation. Shea was later hired as the Coordinator of Labor Operations. In that capacity, he reviewed all player contracts to ensure compliance with League policies and the NFL CBA, advised club executives on player contract and salary cap issues, and was a speaker at the NFL's annual Labor Seminar. He was also an Instant Replay Communicator for the NFL Officiating Department in 2007.

Shea was a Scouting Consultant with the Dallas Cowboys in 2005-06. From 2000-04, he was the New York Jets' Pro Personnel



Assistant. Shea broke into the NFL in 1995 as an operations/equipment intern for the Carolina Panthers.

Shea worked in college football from 1992-2000 as the Football Recruiting Assistant at Boston College (1998-2000), the Asst. Offensive Line Coach for Harvard University (1997-98), and a Student Football Manager at Boston College (Head 1994-96, Varsity 1992-93). While at Harvard, he coached four future NFL players including Pro Bowl center Matt Birk. In 1991, Shea was an assistant coach at Belmont High School (Mass.).

Shea is licensed to practice law in New York. He is a member of the New York and American Bar Associations. The Belmont, Massachusetts native has also been employed outside of the football industry as a Law Clerk at the New York law firm of Colleran, O'Hara and Mills, and as a Temporary Corrections Officer in Middlesex County (Mass.) Sheriff's Department.

Education: Hofstra University School of Law (J.D. 2007), Boston College (B.A. 1998). **Family:** Wife - Kirsten; Daughter - Caitlin.



MIKE BRADWAY

**SENIOR DIRECTOR OF PLAYER
PERSONNEL**

15TH YEAR IN
THE NFL

5TH YEAR WITH
THE CHIEFS



BRADWAY'S FOOTBALL CAREER

2004-07 Villanova University	Tight End
2008-17 Philadelphia Eagles	Coll. Scout Asst. ('08-09)
	College Scouting Coord. ('10)
	Northeast Area Scout ('11-12)
	Eastern Regional Scout ('13)
	Asst. Dir. of College Scouting ('14)
	Southwest Area Scout ('15)
	Asst. Dir. of College Scouting ('16-17)
2018-22 KC Chiefs	Asst. Dir. of Player Personnel ('18-20)
	Senior Director of Player Personnel ('21-22)

Mike Bradway enters his second season as the club's Senior Director of Player Personnel in 2022 after being promoted to the position in 2021. He originally joined the Chiefs in 2018, serving three seasons (2018-20) as Kansas City's Assistant Director of Player Personnel.

Prior to his time with the Chiefs, Bradway spent 10 seasons (2008-17) with the Philadelphia Eagles in various positions, where

he worked with Chiefs Head Coach Andy Reid, who was the Head Coach/Executive Vice President of Football Operations for the Eagles, as well as Chiefs General Manager Brett Veach, who at the time was an assistant to the head coach as well as a scout in Philadelphia. He finished his time with the Eagles as the club's of Assistant Director of College Scouting (2016-17). He also held the same title with the team in 2014.

During his tenure with the Eagles, Bradway served as the southwest area scout (2015), eastern regional scout (2013), northeast area scout (2011-12), college scouting coordinator (2010) and the college scouting assistant (2008-09).

A former tight end out of Villanova University, Bradway played four years (2004-07) before graduating in 2008 with a degree in sociology. The Leawood, Kan., native is the son of longtime NFL personnel executive Terry Bradway, who is currently a personnel consultant with the Carolina Panthers.

Education: Villanova (B.A. 2008). **Family:** Wife - Julie; Children - Griffin, Mason, Cooper and Bodie.





RYNE NUTT

**DIRECTOR OF PLAYER PERSONNEL/
COLLEGE SCOUTING**

13TH YEAR IN
THE NFL

13TH YEAR WITH
THE CHIEFS

10 16 17 18 19 19 20
20 21



NUTT'S FOOTBALL CAREER

2004-07	Central Connecticut	Offensive Line
2008	Iona College	Defensive Line Coach
2009	Wagner College	Tight Ends Coach
2010-22	Kansas City Chiefs	Scouting Asst. ('10-11) Area Scout ('12-16) Asst. Director of College Scouting ('17) Director of College Scouting ('18-20) Senior Director of College Scouting ('21) Dir. of Player Personnel/College Scouting ('22)

Ryne Nutt enters his 13th season with Kansas City in 2022. He was named Director of Player Personnel/College after serving as Senior Director of College Scouting in 2021, three seasons as the Director of College Scouting (2018-20) and one season as the Assistant Director of College Scouting (2017).

In his current role with the Chiefs, he assists General Manager Brett Veach with organizing and managing areas in both the college and pro sides of scouting. He helps oversee the college scouting department while crossing over to support work on the

pro scouting side, collaborating with Director of Player Personnel/Pro Scouting Tim Terry and Senior Director of Player Personnel Mike Bradway.

Nutt was promoted to Assistant Director of College Scouting in 2017 after serving five seasons as an area scout (2012-16), covering the West/Northwest, Northeast and Southeast parts of the country. Prior to being promoted to an area scout in 2012, Nutt spent his first two NFL seasons as a scouting assistant with Kansas City (2010-11).

Prior to joining the Chiefs, Nutt spent one season as the tight ends coach at Wagner College (2009). In 2008, he served as the defensive line coach at Iona College. After spending four seasons playing offensive line for Central Connecticut State and graduating Summa Cum Laude, Nutt served as a summer camp volunteer coach for the Blue Devils.

Nutt was a Mid-Major All-American on the field, as well as an academic All-American his junior and senior years.

Education: Central Connecticut State (2007).





TIM TERRY

**DIRECTOR OF PLAYER PERSONNEL/
PRO SCOUTING**

19TH YEAR IN
THE NFL

6TH YEAR WITH
THE CHIEFS



TERRY'S FOOTBALL CAREER

1993-96 Temple	Defensive Lineman
1997-98 Cincinnati Bengals	Linebacker
1999 Hamilton Tiger-Cats	Linebacker
2000-03 Seattle Seahawks	Linebacker
2005-16 GB Packers	Pro Personnel Asst. ('05-07)
	Director of Player Development ('07)
	Assistant Director of Pro Personnel ('08-16)
2017-22 KC Chiefs	Director of Pro Personnel ('17-20)
	Senior Director of Pro Personnel ('21)
	Dir. of Player Personnel/Pro Scouting ('22)

Tim Terry enters his sixth season with the Kansas City Chiefs in 2022 and his first as the club's Director of Player Personnel/Pro Scouting.

Prior to his current position, he spent one year as the club's Senior Director of Pro Personnel (2021) and four seasons as the Director of Pro Personnel (2017-20), where his primary duties included scouting professional prospects in the NFL, CFL and Arena Football League. He was also involved with in-season advance scouting of upcoming Chiefs opponents.

Prior to his arrival in Kansas City, Terry spent 13 seasons in the Packers' pro personnel department, most recently serving as Green Bay's assistant director of pro personnel.

In 2008, Terry was named assistant director of pro personnel after serving as a pro personnel assistant the previous three years. During the 2007 season, he continued to work in the personnel department while also serving as the director of player development.

Terry originally entered the NFL as an undrafted free agent out of Temple with the Cincinnati Bengals in 1997. As a rookie, he saw action in five games, logging three stops and five special teams tackles. Terry spent the 1998 season on the team's

practice squad.

In 1999, he went to camp with the Kansas City Chiefs, but was released and subsequently signed with the Hamilton Tiger-Cats of the CFL, helping that club to a Grey Cup championship.

Terry then joined the Seattle Seahawks' practice squad in early 2000 before being signed to the active roster, playing in six games, collecting two special teams stops and forcing a fumble on a kickoff return.

Terry saw action in all 16 games for Seattle each of the following two seasons (2001-02), with his best professional campaign coming in 2002, when he took over as a starter for the final eight games after LB Chad Brown (broken foot) was lost to injury. That year, Terry posted a career-high 42 tackles, including 1.0 sack, one pass defensed, one forced fumble and one fumble recovery.

He was released by the Seahawks during training camp in 2003. His NFL career included 43 games played (eight starts), 55 tackles, 3.5 sacks and 19 special teams stops.

At Temple, Terry played in all 44 games (43 starts) as a defensive lineman during his four seasons at Temple, finishing his career with 208 tackles. Terry graduated with a degree in political science and a minor in African-American studies. He obtained his master's degree in management at the University of Wisconsin-Green Bay in the winter of 2011. Terry was also a recipient of The Network Journal's 40 Under Forty achievement award in 2012.

An all-state selection at Hempstead (N.Y.) High School, he also lettered in track, basketball and lacrosse.

Education: Temple (B.S. 1997), University of Wisconsin-Green Bay (M.S. 2011). **Family:** Wife - Andrea; Children - Zoe, Timothy II, Jayden, Tyson and Reese.





WILLIE DAVIS

SENIOR PERSONNEL EXECUTIVE

27TH YEAR IN THE NFL

24TH YEAR WITH THE CHIEFS



DAVIS' FOOTBALL CAREER

1986-89	Central Arkansas	Wide Receiver
1990-91	Kansas City Chiefs	Wide Receiver
1992	Orlando Thunder	Wide Receiver
1992-95	Kansas City Chiefs	Wide Receiver
1996	Houston Oilers	Wide Receiver
1997-98	Tennessee Titans	Wide Receiver
2003	Arkansas-Pine Bluff	Wide Receivers Coach
2004	KC Chiefs	NFL Minority Coaching Fellowship
2005	Ind. Colts	NFL Minority Coaching Fellowship
2005-22	Kansas City Chiefs	Area Scout ('05-20) Senior Personnel Executive ('21-22)

Former Chiefs wide receiver Willie Davis enters his 18th season with Kansas City's personnel department and his second season as a Senior Personnel Executive in 2022. He spent the first 16 seasons of his personnel career with the club as an area scout, scouting the Southwest region. He was recognized as the AFC Scout of the Year by the Fritz Pollard Alliance following the 2013 season.

Davis enjoyed a five-year playing career with the Chiefs (1991-95), playing in 63 games (58 starts), catching 172 passes for 3,014 yards (17.5 avg.) with 20 touchdowns. After spending the 1990-91 seasons on the club's practice squad, he honed his skills with the World League's Orlando Thunder and was named the Chiefs Mack Lee Hill Award winner following the 1992 campaign. Davis spent three seasons (1996-98) with the Houston Oilers/Tennessee Titans. In 108 career NFL games (97 starts), Davis accumulated 286 receptions for 4,503 yards with 33 touchdowns.

The Central Arkansas product served an NFL Minority Coaching Fellowship with Indianapolis in 2005 and with Kansas City in 2004 after serving as wide receivers coach at Arkansas - Pine Bluff in 2003. A native of Altheimer, Ark., Davis concluded his collegiate career at Central Arkansas with 63 catches for 667 yards and 10 touchdowns.

Education: Central Arkansas (B.S. 2006) **Family:** Wife - Sheronda; Children - Taylor, Andre, William, Vincent, Avri, Tiana, Jeremy and Chelsea.





JONATHAN HOWARD

NATIONAL SCOUT

13 14 15 16 17 18 19 14 16 17 18



10TH YEAR IN THE NFL

1ST YEAR WITH THE CHIEFS

HOWARD'S FOOTBALL CAREER

2008-11	Washington University	Safety/Linebacker
2012	UMass	Volunteer Recruiting and Def. Asst.
2013-20	New England Patriots	Scouting Asst. ('13-14) College Scout ('15-20)
2021	Carolina Panthers	College Scout
2022	Kansas City Chiefs	National Scout

Jonathan Howard joined the Kansas City Chiefs in May 2022 as the club's National Scout and is entering his 10th season in the NFL.

In his most recent stop, Howard spent the 2021 season as a College Scout for the Carolina Panthers where he was responsible for scouting and evaluating college prospects from the West Coast region.

Prior to joining the Panthers, Howard spent eight years (2013-20) in the player personnel department for the New England Patriots. He served his final six seasons with the Patriots as a College Scout (2015-20), covering the Northeast (2015) and the West Coast (2016-20) after a two-year stint as the club's Scouting Assistant (2013-14).

During the 2012-13 college football season he served as a volunteer defensive and recruiting assistant at UMass while he received his master's degree in sport management.

He played safety and linebacker at Washington University in St. Louis (2008-11), earning a bachelor's degree in economics and strategy, as well as marketing.

Education: Washington University (B.S. 2012), UMass (M.S. 2013). **Family:** Wife - Allison.





10 16 17 18 19 19 20
20 21



PAT SPERDUTO

CO-DIRECTOR OF COLLEGE SCOUTING



22ND YEAR IN THE NFL

14TH YEAR WITH THE CHIEFS

SPERDUTO'S FOOTBALL CAREER

1987-89 UMass Boston	Fullback/Linebacker
1991-95 Tampa Bay Storm	OL/DL ('91-93) Assistant Coach ('94-95)
1996 Connecticut Coyotes	Defensive Coordinator
1997-01 Nashville Kats	DC/Dir. of Player Pers. ('97) Asst. Head Coach/Def. Coordinator ('98) Head Coach ('99-01)
2001-08 Tennessee Titans	Coaching Assistant/Scout
2005-07 Nashville Kats	Head Coach
2008 Columbus Destroyers	Head Coach
2009-22 Kansas City Chiefs	Area Scout ('09-20) Senior College Scouting Executive ('21) Co-Director of College Scouting ('22)

Pat Sperduto enters his 14th season with Kansas City in 2022 and is entering his first season as Co-Director of College Scouting.

Prior to being elevated to this position, Sperduto served one season (2021) as Senior College Scouting Executive and spent 12 seasons (2009-20) as an Area Scout, covering various regions, including the Southeast, Midwest and Northeast.

Prior to joining the Chiefs in 2009, Sperduto spent eight seasons as a Coaching Assistant as well as a College and Pro Scout with the Tennessee Titans (2001-08).

He served as the head coach for the Arena Football League's Columbus Destroyers in 2008. He also enjoyed two different stints with the AFL's Nashville Kats, serving as the Director of Football Operations and Head Coach from 1998-2001 and leading the team to two ArenaBowl appearances (2000 and 2001) before the team relocated to Atlanta as the Georgia Force. He again served as Head Coach of the expansion Nashville Kats from 2005-07. Sperduto won three AFL ArenaBowl championships with the Tampa Bay Storm, including two as a player (1991 and 1993) and one as an assistant coach (1995).

Sperduto attended UMass Boston where he played both fullback and linebacker. While there he earned All-New England Conference honors from 1987-89. He was inducted into the school's Athletics Hall of Fame in 2009.

Education: UMass Boston (B.A. and B.S. 1989). **Family:** Wife - Laura; Children - Roseann, Cosmo and Sofia.





DAVID HINSON

CO-DIRECTOR OF COLLEGE SCOUTING

23RD YEAR IN THE NFL

6TH YEAR WITH THE CHIEFS

06 17 18 19 20 19 20



HINSON'S FOOTBALL CAREER

1995-98 University at Buffalo	Tailback
2002-04 Buffalo Bills	BLESTO Scout
2005-08 New Orleans Saints	Area Scout
2009-12 Cleveland Browns	Area Scout
2013-14 New York Jets	Area Scout
2015-16 Philadelphia Eagles	Area Scout
2017-22 Kansas City Chiefs	Area Scout ('17-20) Senior College Scouting Executive ('21) Co-Director of College Scouting ('22)

David Hinson enters his sixth year in the Kansas City Chiefs personnel department in 2022 and is in his first year as Co-Director of College Scouting.

Before being named to his current role, he spent one season (2021) as a Senior College Scouting Executive and four seasons (2017-20) as the Southeast Area Scout with the Chiefs.

Hinson served as the Midwest Area Scout for the Philadelphia

Eagles for two seasons (2015-16) before joining the Chiefs.

Prior to joining the Eagles, Hinson served as a college Area Scout with the New York Jets (2013-14), the Cleveland Browns (2009-12) and the New Orleans Saints (2005-08). Hinson joined the Saints after three years with the Buffalo Bills, where he had been the team's scout for the BLESTO (Bears Lions Eagles Steelers Talent Organization) scouting service from 2002-04, and he was previously in the team's player personnel department before being promoted.

A native of Jamestown, N.Y., Hinson played tailback for the University at Buffalo while earning a degree in business management in 1999. He was a standout prep running back at Jamestown High School, where he was an all-state athlete and was selected as the New York Player of the Year in 1994.

Education: University of Buffalo (1999). **Family:** Wife - Lindsey; Daughter - Aza.





TERRY DELP

SENIOR COLLEGE SCOUTING EXECUTIVE

22ND YEAR IN THE NFL

22ND YEAR WITH THE CHIEFS



DELP'S FOOTBALL CAREER

2001-22 Kansas City Chiefs	Personnel Intern ('01)
	Scouting Admin./Football Ops ('02-05)
	Area Scout ('06-20)
	Senior College Scouting Executive ('21-22)

Terry Delp enters his 22nd year with the Kansas City Chiefs and second as a Senior College Scouting Executive in 2022. Before his promotion, he spent 15 seasons as an area scout for the club, most recently scouting the Midlands. He continues to scout throughout the Midwest as part of his new role.

Delp originally joined the Chiefs as an intern in the personnel department following his graduation from the University of Kansas in 2001.

Prior to being named one of the club's area scouts in 2006, he served as Scouting Administrator/Football Operations for the Chiefs for four seasons.

In that role, he evaluated talent at local colleges, assisted in the department's preparation for the NFL Draft and helped maintain the team's college scouting database. Delp also handled a number of operational duties for the club, including work with the team's football budget.

A graduate of Great Bend High School in Great Bend, Kansas, Delp was an all-area selection as both a cornerback and wide receiver on the football squad. He also lettered in basketball, baseball and tennis.

Education: Kansas (B.S. 2001). **Family:** Wife - Jennifer; Children - Carson and Lilly.





GREG CASTILLO

REGIONAL SCOUT



8TH YEAR IN THE NFL

5TH YEAR WITH THE CHIEFS

CASTILLO'S FOOTBALL CAREER

2008-12 University of Iowa	Defensive Back
2015-17 New Orleans Saints	Scouting Assistant
2018-22 KC Chiefs	College Scouting Coord. ('18-20) College Scouting Coord. / Area Scout ('21) Regional Scout ('22)

Greg Castillo enters his fifth season with the Kansas City Chiefs. He was elevated to a Regional Scout in 2022 after serving as the club's College Scouting Coordinator/Area Scout in 2021.

In his former College Scouting Coordinator role, Castillo assisted in all aspects of college scouting. In addition to his Coordinator responsibilities, Castillo served as an Area Scout, covering the West Coast region in 2021 and Northeast region from 2018-20

Castillo graduated from the University of Iowa with a Bachelor of Business Administration. While at Iowa, he was a four-year letterman as a defensive back for the Hawkeyes. Castillo originally entered the NFL ranks as a player, signing with the

Kansas City Chiefs as a college free agent in 2013.

Following his time at the University of Iowa, Castillo received his J.D. from Tulane University Law School in 2017, where he also earned a Sports Law Certificate for concentrating his studies on the application of law to the sports industry.

While earning his J.D., Castillo worked as a scouting intern for the New Orleans Saints throughout the 2015 and 2016 seasons and promoted to scouting assistant for the 2017 season. Castillo also served as a Law Clerk at the New Orleans law firm of Evan F. Trestman. Additionally, Castillo held an externship with the Hon. Ivan L.R. Lemelle at the Eastern District of Louisiana and an internship with the Hon. Terri F. Love at the Louisiana Fourth Circuit Court of Appeal.

Castillo is licensed to practice law in Missouri. He is a member of the Missouri Bar Association. His father, Juan, has been an NFL assistant coach for more than 20 years.

Education: Tulane University (J.D. 2017), University of Iowa (B.B.A. 2012). **Family:** Wife - Danielle; Son - Liam.





JASON LAMB

REGIONAL SCOUT

13 16 17 18 19 19 20
20 21



10TH YEAR IN THE NFL

8TH YEAR WITH THE CHIEFS

LAMB'S FOOTBALL CAREER

2005-08 Baylor University	Defensive End
2013 Green Bay Packers	Player Personnel Intern
2014 Houston Texans	Pro Personnel Asst.
2015-22 KC Chiefs	Midwest NFS Area Scout ('15-17) College & Pro Scout ('18-20) Area Scout ('21) Regional Scout ('22)

Jason Lamb enters his eighth season in Kansas City's player personnel department in 2022 and embarks on his first season as a Regional Scout.

Prior to taking on the Regional Scout title, he was an Area Scout in 2021, covering the Southwest region for the club.

Before being promoted to Area Scout in 2021, Lamb spent three seasons as a College and Pro Scout (2018-20) and

three seasons as the club's Midwest NFS Area Scout (2015-17).

Prior to joining the Chiefs, Lamb served as a pro personnel assistant in the Houston Texans organization. In 2013, he served as a player personnel intern during training camp for the Green Bay Packers. He originally entered the NFL ranks as a college free agent signed by the New York Jets and spent training camp with the Jets.

Between his NFL stops, the Richardson, Texas, native worked as a student research assistant, while he earned a Juris Doctor degree from the University of Houston Law Center. He earned a Bachelor of Business Administration degree from Baylor University where he played defensive end and was a two-time All-Big 12 honoree and four-time Academic All-Big 12.

Education: Baylor University (B.B.A. 2009), University of Houston Law Center (J.D. 2014).






CASSIDY KAMINSKI

AREA SCOUT

5TH YEAR IN
THE NFL

5TH YEAR WITH
THE CHIEFS

18 19 20 21 19 20



KAMINSKI'S FOOTBALL CAREER

2014-16 St. Norbert College	Wide Receivers & QC
2016 Wollongong Devils	Dir. of Player Pers. & WRs
2016-18 Denmark High School	Offensive Coord. & WRs
2018-22 Kansas City Chiefs	NFS Scout ('18-20) Area Scout ('21-22)

Cassidy Kaminski enters his fifth season with Kansas City in 2022 and his second year as an Area Scout after serving three seasons as the club's NFS Scout (2018-20).

Kaminski now scouts the Northeast region for Kansas City after originally joining the club as a personnel intern during training camp in 2017.

Prior to joining the Chiefs, Kaminski served as Denmark (Wisconsin) High School's offensive coordinator and wide receivers coach from 2016-18. From 2014-18, Kaminski served as a player research and scouting evaluator and game week coaching assistant for the East-West Shrine Bowl postseason college football all-star game. In this role he scouted players for

the game, researched players year-round and then served as an assistant coach to the staff during the week of the game.

From 2015-18, he served as a national scout for Ourlad Scouting Services Magazine where he scouted and evaluated film and wrote for the magazine and scouting service. In 2016, Kaminski was the director of player personnel and wide receivers coach for the Wollongong Devils professional football team of the NGL league in Wollongong, New South Wales, Australia. From 2014-16, he served as St. Norbert College's quality control coach and wide receivers coach in Green Bay, Wisc., where he aided in leading the team to a conference championship in 2015 and a berth to the NCAA Division III playoffs.

The Green Bay, Wisc., native attended Green Bay East High School where he was a three-sport athlete playing football, basketball and track. Kaminski earned Top 10 recognition for an all-century team of players who played in the 100-year-old rivalry against Green Bay West High School, with players including Curly Lambeau, Jim Crawley and Jerry Tagge.

Education: UW-Eau Claire (B.A. 2009). **Family:** Son - Zane.





WILL CHRISTOPHERSON

NFS SCOUT

1ST YEAR IN THE NFL

1ST YEAR WITH THE CHIEFS



CHRISTOPHERSON'S FOOTBALL CAREER

2008-10	Rochester Comm. & Tech. Coll.	Running Back
2010	Arkansas State University	Running Back
2010	Rochester Comm. & Tech. Coll.	Running Backs
2011-13	St. Mary's H.S. (Stockton, CA)	Running Backs
2014-15	University of Minnesota	Recruiting Assistant
2016	University of Alabama	Scouting Specialist
2017-18	N.C. State	Asst. Dir. of Player Personnel
2019-21	Univ. of Maryland	Dir. of Player Personnel Ops.
2022	Kansas City Chiefs	NFS Scout

Will Christopherson enters his first season with the Kansas City Chiefs as the club's NFS Scout in 2022.

Christopherson arrived in Kansas City after serving as the Director of Player Personnel Operations for the University Maryland Terrapins for the past three seasons (2019-21) after serving as the Assistant Director of Player Personnel at North Carolina State for two seasons (2017-18).

In 2016, he joined Nick Saban's staff at the University of

Alabama where he spent one season as a Scouting Specialist. The Crimson Tide finished with the nation's top recruiting class according to most media outlets and ended the season as the runner-up in the College Football Playoff National Championship.

Prior to his time in Tuscaloosa, Christopherson began his collegiate career as Recruiting Assistant at the University of Minnesota from 2014-15 while he completed his communications degree. Overall, Christopherson's recruiting classes produced 24 draft picks, including nine first-round picks.

Christopherson's football career began in Lufkin, Texas. He signed at Southern Arkansas University after playing two seasons at Rochester Community and Technical College in Rochester, Minnesota. After a career ending injury, he turned to coaching. He led the running backs at St. Mary's High School in Stockton, California, and at RCTC in Rochester, Minnesota, before joining the University of Minnesota recruiting department.

Education: University of Minnesota-Crookston (2015).

Family: Wife - Danielle.





JALEN MYRICK

COLLEGE AND PRO SCOUT

3RD YEAR IN THE NFL

3RD YEAR WITH THE CHIEFS

19 20 21



MYRICK'S FOOTBALL CAREER

2015-18	John Carroll University	Linebacker
2019	Reese's Senior Bowl	Game Week Intern
2019-22	Kansas City Chiefs	Scouting Intern ('19) Player Personnel Assistant ('20) Pro Scout ('21-22)

Jalen Myrick enters his third season as a full-time member of Kansas City's personnel staff in 2022 and is in his second year holding the title of Pro Scout. He spent the 2020 season as a Player Personnel Assistant after serving as the club's scouting intern in 2019. He originally joined the Chiefs personnel department as a training camp intern in 2019.

In his current role, Myrick aids in the free agency process by writing up potential fits for the roster and assessing their value to

the team. He leads weekly personnel meetings on upcoming opponents with the coaching staff prior to their game week preparation. In addition, he oversees daily transactions, injuries and news throughout the league and writes reports on various professional and college prospects throughout the season.

Prior to joining the Chiefs, Myrick served as a game week intern during the 2019 Reese's Senior Bowl and a marketing and events intern with the Indianapolis Colts for the 2018 season.

The Kansas City native played four years (2015-18) at linebacker for John Carroll University. During his time at John Carroll, he also worked in the Sports Information Department as a staff writer.

Education: John Carroll University (B.S. 2019), University of Kansas (M.S.E. 2021).





KUNAL TANNA

**ASSISTANT TO THE GENERAL
MANAGER**

6TH YEAR IN
THE NFL

6TH YEAR WITH
THE CHIEFS



TANNA'S FOOTBALL CAREER

2015-17 UGA	Player Pers. and Coach's Asst.
2017-22 Kansas City Chiefs	HR Intern ('17) Football Support Liaison ('17-19) Player Personnel Assistant ('20-21) Assistant to the General Manager ('22)

Kunal Tanna enters his sixth year in Kansas City and his first as the Assistant to General Manager Brett Veach in 2022.

Prior to being promoted to his current role, he spent two

seasons (2020-21) as a Player Personnel Assistant. Before becoming a Player Personnel Assistant, Tanna spent the previous three seasons with the Chiefs as the club's Football Support Liaison from 2017-19, assisting the club's football operations, player personnel and coaching staffs. He originally joined the club during the 2017 offseason as a human resources intern.

Prior to joining the Chiefs, Tanna served as the University of Georgia's player personnel and coach's assistant from 2015-17.

Education: University of Georgia (B.A. 2016).





ANTHONY MCGEE

**PLAYER PERSONNEL
ASSISTANT**

2ND YEAR IN
THE NFL

2ND YEAR WITH
THE CHIEFS



MCGEE'S FOOTBALL CAREER

2014-17 Emporia State University	WR/RB/KR/PR
2018-22 KC Chiefs	Player Engagement Intern (TC-'18)
	Play 60 Guide ('18-19)
	Comm. Outreach Intern ('19-20)
	Player Personnel Assistant ('21-22)

Anthony McGee enters his second year as a full-time member of the Chiefs personnel department in 2022, serving as a Player Personnel Assistant.

McGee spent a number of years in various roles with the Chiefs organization prior to joining the scouting staff, including a pyro liaison with the gameday productions department during the

2020 season, a community outreach seasonal assistant from May 2019 to April 2020, a Play 60 youth outreach guide from May 2018 to May 2019 and a player engagement training camp intern in 2018.

During the 2020 season he also served as a varsity football coaching assistant at his alma mater, Lee's Summit West High School.

The Lee's Summit, Mo. native played four years (2014-17) as a wide receiver, running back and returner at Emporia State University.

Education: Emporia State University (B.S. 2018). **Family:** Son - Antonio





MADISON APONTE

PLAYER PERSONNEL ASSISTANT

1ST YEAR IN THE NFL

1ST YEAR WITH THE CHIEFS



APONTE'S FOOTBALL CAREER

2021-22 K.C. Chiefs Norma Hunt Fellowship (T.C. '21)
Player Personnel Assistant ('22)

Madison Aponte was hired as a Player Personnel Assistant for the Chiefs in May 2022 and is entering her first season in the NFL after originally serving as one of the inaugural Norma Hunt Fellowship Player Personnel Interns for Kansas City during the club's 2021 training camp.

In addition to her training camp internship - which focused on learning the day-to-day responsibilities of both the pro and college scouting staffs, film evaluation, as well as team and roster building - Aponte assisted the club during the 2022 NFL Combine in Indianapolis. She helped the personnel staff during formal and informal interviews with draft prospects, Combine preparation

and setup, as well as workout evaluations.

Her first experience in the NFL came in the summer of 2017 with an experienceship with the player personnel department for the Atlanta Falcons.

As a student, she spent four years with the Penn State Football program (2019-22) in various recruiting roles, assisting with contacting, planning and hosting official visits for recruits and their families, as well as coordinating and communicating with high school coaches, recruits and commits.

Aponte's mother, Dawn, has spent more than 25 years in football and currently serves as the NFL's Chief Football Administrative Officer.

Education: Penn State University (B.A. 2022).





JACK WOLOV

FOOTBALL ADMINISTRATION COORDINATOR

1ST YEAR IN THE NFL

1ST YEAR WITH THE CHIEFS



WOLOV'S FOOTBALL CAREER

2016-18 Miami Dolphins	Equipment Staff Asst. ('16) Football Ops. Staff Asst. ('17-18)
2019 TB Buccaneers	Football Ops. Staff Asst.
2020-21 The 33rd Team	Developer and Content Creator
2021-22 Athletes First	Salary Cap & Contracts Intern
2022 Kansas City Chiefs	Football Admin. Coord.

Jack Wolov was named the club's Football Administration Coordinator in June 2022, marking his first full-time position in the NFL.

He joined the Chiefs after serving more than a year (2021-22) as a Salary Cap and Contracts Intern for Athletes First LLC, a full-service management firm representing players, coaches, personnel and broadcasters. While there he analyzed all NFL player client contracts and assisted in player presentations for draft-eligible college players and playing seeking new contracts.

He spent nearly two years (2020-21) as a Developer and Content Creator for The 33rd Team, a football think tank led by former NFL executives and coaches that provides news, analysis and behind-the-scenes perspective on the NFL, both on- and off-the-field.

Prior to joining The 33rd Team, Wolov spent four consecutive training camps (2016-19) working in football operations intern roles with two different NFL franchises. He was a Football Operations Staff Assistant for the Tampa Bay Buccaneers (2019), and spent three training camps with the Miami Dolphins, serving as Football Operations Staff Assistant for two training camps (2017-18) Equipment Staff Assistant for one training camp (2016).

He graduated from Penn State University with a bachelor's degree in finance and a minor in business law.

Education: Penn State University (B.S., 2019).



FOOTBALL SUPPORT STAFF




BRIAN SHAFAR
SENIOR DIRECTOR OF
TEAM SECURITY




RYAN GILBRETH
TEAM SECURITY MANAGER



ANDREW RAMIREZ
TEAM SECURITY
ADMINISTRATOR



MITCH REYNOLDS
DIRECTOR OF TEAM
OPERATIONS



BROCK BAUMERT
FOOTBALL OPERATIONS
MANAGER



RAMZEE ROBINSON
DIRECTOR OF PLAYER
ENGAGEMENT



CANDICE DOMINGUEZ
PLAYER ENGAGEMENT
COORDINATOR

ATHLETIC TRAINING



RICK BURKHOLDER
VICE PRESIDENT OF
SPORTS MEDICINE AND
PERFORMANCE



EVAN CRAFT
ASSISTANT ATHLETIC
TRAINER



DAVID GLOVER
ASSISTANT ATHLETIC
TRAINER



TIFFANY MORTON
ASSISTANT ATHLETIC
TRAINER



JULIE FRYMYER
ASSISTANT ATHLETIC
TRAINER

EQUIPMENT



ALLEN WRIGHT
EQUIPMENT DIRECTOR




CALE KIRBY
ASSISTANT EQUIPMENT
MANAGER



CHRIS SHROPSHIRE
ASSISTANT EQUIPMENT
MANAGER



JAY WHITE
ASSISTANT EQUIPMENT
MANAGER



HOLT MCKENNEY
ASSISTANT EQUIPMENT
MANAGER

VIDEO



PAT BRAZIL
DIRECTOR OF VIDEO
OPERATIONS



KEN RADINO
ASSISTANT VIDEO
DIRECTOR



JOSH SCHMIDT
VIDEO ASSISTANT

GROUNDS CREW



TRAVIS HOGAN
HEAD GROUNDSKEEPER



TYLER GOSNEY
GROUNDS CREW



TERRY LEE
LANDSCAPE AND FIELD
MAINTENANCE



DOUG SCHALLENBERG
ASSISTANT
GROUNDSKEEPER



ALEC WICKEY
GROUNDS CREW

STAFF



AHMAD ABDELNASSER
UTILITY MAINTENANCE




BOBBY ADAMSON
PARTNERSHIP ACTIVATION
COORDINATOR




CAITLYN ALLEN
COMMUNITY OUTREACH
OPERATIONS
ADMINISTRATIVE
ASSISTANT



JOHN ALLEN
UTILITY MAINTENANCE



SAMANTHA ANGEL
HUMAN RESOURCES
GENERALIST



JEREMY ARMSTRONG
NETWORK
ADMINISTRATOR



JACK BAGBY
CARPENTER



JOSEPH BAKER
PRODUCER




BRENT BARNES
LEAD APPLICATION
DEVELOPER



KELLEN BEGNOCHE
DIRECTOR OF SERVICE
AND ACTIVATION



JONATHAN BIRD
UTILITY MAINTENANCE



JOHN BISHOP
SKILLED MAINTENANCE



DALTON BLACKWELL
GROUP SALES
REPRESENTATIVE



DREW BLAIR
BUSINESS DEVELOPMENT
ACCOUNT EXECUTIVE



KAYLA BOCK
STAFF ACCOUNTANT



CYNTHIA BOERSMA
VENDOR MAINTENANCE
SPECIALIST



BREEANN BOONE
UTILITY MAINTENANCE



LUCAS BOYD
EDITOR, SPECIAL
PROJECTS



CHRIS BOYER
UTILITY MAINTENANCE



MARTY BRASHEAR
SECURITY



KADEN BRANNIN
BUSINESS DEVELOPMENT
SALES REPRESENTATIVE



AMANDA BRISSO
GRAPHIC DESIGNER



DEXTER BROWN
UTILITY MAINTENANCE



DAVID BRONSON
PREMIUM SALES MANAGER



SHERRI BROWN
ACCOUNTING ASSISTANT



TREI BROWN
UTILITY MAINTENANCE



NATHAN BRUNZIE
MANAGER OF DIGITAL
MEDIA



EMILY CAPPS
CORPORATE EVENTS
ASSISTANT EVENT
MANAGER



CHAD CARSON
MANAGER OF TOURS AND
EVENTS




CHUCK CASTELLANO
DIRECTOR OF COMMUNITY
OUTREACH



SHELBY CLARK
CLIENT SERVICES
MANAGER



JOSIAH COBB
HVAC TECH



KRISTIN CONLON
PAYROLL DIRECTOR



GLENN CONNELLY
DIRECTOR OF
PRODUCTION



GARY COOPER
PAINTER



RICHARD COX
SECURITY



SAMUEL CRUSE
SENIOR BUSINESS
DEVELOPMENT ACCOUNT
EXECUTIVE



JACOB CUEVAS
ACCOUNT EXECUTIVE



NEO CURRIE
SECURITY OFFICER



MORGAN DANNEWITZ
CLIENT SERVICES
MANAGER



MICHAEL DAVIDSON
ASSOCIATE HISTORIAN




PETER DAVIS
UTILITY MAINTENANCE



JOSEPH DEFREES
HVAC TECHNICIAN



EDITH DEGRAFFENREID
UTILITY MAINTENANCE



JACKSON DELAY
MARKETING MANAGER



ELIZABETH DEPASQUALE
STADIUM SERVICES COORDINATOR



MATT DIEMAND
ACCOUNT COORDINATOR



CLAIRE EARLY
DIRECTOR OF PERFORMANCE MARKETING



DON EDMONDSON
SKILLED MAINTENANCE



BAILEY EVANS
CORPORATE PARTNERSHIPS ACCOUNT MANAGER




ANDREW FEELEY
SOCIAL PRODUCER




DAVID FELTEN
SPECIAL PROJECTS



DAVID FINKEMEIER
UTILITY MAINTENANCE



SCOTT FLETCHER
DIRECTOR OF INFRASTRUCTURE



JASON FORESTER
SYSTEMS ADMINISTRATOR



TY FOWLER
DATA SYSTEMS MANAGER



JOHN FRANIUK
PLUMBER



JACK FRANKLIN
EVENT OPERATIONS COORDINATOR



BRANDEN FRASIER
IT SERVICE DESK TECHNICIAN




MARK FREEMAN
SKILLED MAINTENANCE



MATT GALLINA
BUSINESS DEVELOPMENT SALES REPRESENTATIVE



JEFFREY GARRISON
TICKET SALES REPRESENTATIVE



WILL GARZA
BUSINESS INTELLIGENCE ANALYST



SAM GEHLING
DIRECTOR OF BUSINESS DEVELOPMENT




JORDAN GIESLER
CREATIVE DIRECTOR



XOCHITL GLASER
FAN EXPERIENCE MANAGER



SEAN GLASSBURN
UTILITY MAINTENANCE




LAUREN GRAMLICH
HUMAN RESOURCES GENERALIST



MADISON GREEN
CORPORATE EVENTS ASSISTANT EVENT MANAGER



MARVELL GREEN
UTILITY MAINTENANCE



REVIS GRIGSBY
UTILITY MAINTENANCE



CHRIS GRIPPANDO
UTILITY MAINTENANCE



KEATON HAACK
TICKET SALES REPRESENTATIVE



COLIN HALM
FACILITIES ANALYST



LUKE HAMMONTREE
DIGITAL MEDIA COORDINATOR



EMMA HARDEEMAN
FAN EXPERIENCE REPRESENTATIVE



COLBY HARRISON
DIRECTOR OF SAFETY AND EVENT SECURITY



JOE HELDER
DIRECTOR OF PRODUCTION, SPECIAL PROJECTS



BRYAN HILGEMANN
SECURITY OFFICER



ERRON HOLLEY
EXECUTIVE PROJECTS COORDINATOR



MITCH HOLTHUS
VOICE OF THE CHIEFS



KEVIN HUTSELL
SKILLED MAINTENANCE



TONYA IDEL
PROJECT COST COORDINATOR




SARAH KAY ISON
EVENT SALES MANAGER



ALAN JOHNSON
UTILITY MAINTENANCE




JUSTIN JOHNSON
DIRECTOR OF INFORMATION TECHNOLOGY



NICOLE JOHNSON
CLIENT SERVICES MANAGER



DONTAE JONES
UTILITY MAINTENANCE



BLAKE JORDAN
SECURITY



RAY JORDAN
GROUP SALES SENIOR ACCOUNT EXECUTIVE



STEPHANIE JUDAH
DIRECTOR OF CHIEFS CHEERLEADERS



DAVID KELSEY
PRODUCER



KATIE KEMMERER
EXECUTIVE PROJECT MANAGER



SARAH KETTERING
FAN EXPERIENCE REPRESENTATIVE



SY KIM
SOFTWARE DEVELOPER II




DONALD KINCAID
UTILITY MAINTENANCE



ABBEE KORTZ
CLEANING AND CONVERSION SUPERVISOR



KIMBERLY KRUSE
EVENT SALES MANAGER



TRISTIN KUHN
DIGITAL MARKETING COORDINATOR



QUINTIN LASH
DIGITAL & SOCIAL ANALYST



SHERRI LATHROP
DIRECTOR OF ACCOUNTING




JACQUELYN LUEDTKE
CORPORATE EVENTS MANAGER



DANIEL LUKSA
PRODUCER



ATIPA MABONGA
INFLUENCER & CULTURE
COORDINATOR



MEGHAN MALONE
EVENT SERVICES
COORDINATOR



ALEX MARTIN
HUNT FAMILY
FOUNDATION MANAGER



PATRICK MARTIN
DESKTOP SUPPORT
ANALYST



TREVOR MARTIN
TICKET SALES
REPRESENTATIVE



DEVIN MASEK
BUSINESS DEVELOPMENT
SALES REPRESENTATIVE



JULIE MATTHEWS
UTILITY MAINTENANCE



ANTHONY MATTHIES
SENIOR DIRECTOR OF
PREMIUM SALES



ROCCO MAZZELLA
SENIOR DIRECTOR OF
FACILITY OPERATIONS



JACQUELINE
MCMAHON
ASSISTANT MANAGER OF
SPECIAL EVENTS




MATT MCMULLEN
SENIOR TEAM REPORTER




MEGAN MCMULLEN
DIRECTOR OF CLIENT
SERVICES




DAN MEERS
KC WOLF



LISA MEHRER
SENIOR PAYROLL AND
ACCOUNTING
COORDINATOR



JOHN MEISSNER
ACCOUNT EXECUTIVE



ALEX MERRY
DIRECTOR OF SOCIAL
MEDIA



CAROLYN MESSICK
HUMAN RESOURCES
MANAGER



JAMIL MILLER
UTILITY MAINTENANCE



SAMUEL MINNICK
TICKET SALES
REPRESENTATIVE



PAT MITCHELL
PROJECT DIRECTOR MEP &
CONSTRUCTION



MATTHEW
MONTGOMERY
SENIOR ACCOUNT
EXECUTIVE



LUCY MOONEY
CORPORATE
PARTNERSHIPS ACCOUNT
MANAGER



DREW MORRIS
GRAPHIC DESIGNER




MARK NACPIL
MANAGER OF TICKET
OPERATIONS



ZACH NIZOLEK
CORPORATE PARTNERSHIP
ACCOUNT MANAGER



MADDIE O'BRIEN
ENVIRONMENTAL CLEANER



CAITLIN OGREN
EVENT SERVICES
MANAGER



CHRISTOPHER
OLDENBURG
BUSINESS DEVELOPMENT
ACCOUNT EXECUTIVE



ALYSSA OSHEIM
FAN DEVELOPMENT LEAD



DOUG PALMER
SECURITY



BRIAN PATERSON
STADIUM FACILITIES
MANAGER



**GELSOMINA
PICARIELLO**
BRAND & CREATIVE
PROJECT MANAGER



DONALD PORTER
SECURITY OFFICER



KRISTEN PUGH
MANAGER OF
PRODUCTION AND GAME
ENTERTAINMENT



BRIANNA RENO
STAFF ACCOUNTANT



ELYSE RICIGLIANO
SALES & MARKETING
PRODUCER



MARK ROBERTSON
SECURITY



STEPHEN ROWE
SKILLED MAINTENANCE
ELECTRICIAN



EMILY ROWLAND
ACCOUNT COORDINATOR



TONY RUSH
ENVIRONMENTAL CLEANER



KIM RUTTER
SENIOR ACCOUNTS
PAYABLE COORDINATOR



BRADLEE RYUN
SKILLED TRADE ASSISTANT



STEVE SANDERS
DIRECTOR OF
PHOTOGRAPHY



JUSTIN SAUSER
SENIOR DIRECTOR OF
TICKET SALES AND
OPERATIONS



MATT SCHULTE
SENIOR ACCOUNTANT




ANDREW SCHUTTE
DATA SCIENTIST



BRYAN SCOTT
MANAGER OF EVENT
SECURITY



ANTHONY SHELTON
UTILITY MAINTENANCE



ERIC SHORT
PREMIUM SALES MANAGER



ISHMAEL SHUMATE
PHILANTHROPY AND
COMMUNITY
PROGRAMMING
COORDINATOR



SHEILA SICKAU
TICKET SALES
REPRESENTATIVE



JEREMY SLAVENS
DIRECTOR OF EVENTS



BRIAN SLOAN
COURIER



CYNDI SLOAN
RECEPTIONIST



SCOTT SMITH
ELECTRICIAN



ANDREW SMITKA
MANAGER OF YOUTH
OUTREACH



GARY SPANI
DIRECTOR OF COMMUNITY
ENGAGEMENT



MARC SPARKS
SKILLED MAINTENANCE



RANDY SPEARMAN
SECURITY



MAGGIE SPRAGUE
FAN EXPERIENCE
REPRESENTATIVE



CHRIS STATHOS
SENIOR MANAGER OF
CORPORATE
PARTNERSHIPS



CALEB SUMMERS
IT SERVICE DESK
TECHNICIAN I



REBECCA SWANK
BUSINESS INTELLIGENCE
MANAGER



CHRIS SWATZELL
MANAGER OF SERVICE
DELIVERY




DANNY THOMAN
CARPENTER



GABY TIMMEN
SOCIAL MEDIA MANAGER



ANNA TOBKIN
LEAD PRODUCER



GREG TONGE
PRODUCER



ABIGAIL TURLEY
ENVIRONMENTAL CLEANER



BRYAN VAN FLEET
SECURITY



DANE VAN WHY
MANAGER OF
PRODUCTION



SHANE VITTEINGL
UTILITY MAINTENANCE




MONICA VOGAN
EVENT OPERATIONS
MANAGER



MICHAEL WATERS
TICKET SALES
REPRESENTATIVE



STEVE WEISSMAN
SECURITY



JEFF WHITE
FINANCIAL ANALYST



KURT WHITLOW
GROUP SALES MANAGER



LOGAN WILLIAMS
SECURITY OFFICER



MARK WILLIAMS
DIRECTOR OF SOLUTIONS
DELIVERY



GARRETT WITTMAIER
STADIUM SERVICES
SUPERVISOR



BRADLEY YOUNG
MANAGER OF
PRODUCTION



LORI YOUNG
TICKET OPERATIONS
COORDINATOR

KANSAS CITY CHIEFS



2022 CHIEFS TRAINING CAMP



The Kansas City Chiefs returned to Missouri Western State University in St. Joseph, Missouri, for the 12th time to host 2022 Chiefs Training Camp presented by Mosaic Life Care. With the exception of a one-year hiatus caused by the coronavirus pandemic in 2020, the Chiefs have hosted training camp in St. Joseph every year since 2010.

In February 2020, the Chiefs and MWSU reached a three-year agreement to keep St. Joseph the summer home of the Chiefs through the 2022 season, with an option to extend the partnership an additional two years after 2022. As part of the agreement, Missouri Western made a number of updates to better serve Chiefs fans, the club, the community and Missouri Western students. Most notably, this included the development of a new seating area on the north end of the existing practice fields. This, along



with other improvements, were completed through a collaboration with the city of St. Joseph and Buchanan County. In addition, the university renovated Scanlon Hall in order to provide a better experience for Chiefs players, coaches and staff who use that dorm throughout the duration of training camp.

“We are thrilled to announce that we will return to Missouri Western State University and the St. Joseph community this summer, and that we will remain there for the foreseeable future,” Chiefs President Mark Donovan said at the time of the announcement.

St. Joseph and Missouri Western are located approximately an hour north of GEHA Field at Arrowhead Stadium and roughly 35 minutes north of Kansas City International Airport. The community of 72,000 and Missouri Western have embraced the Chiefs since camp returned to the Show-Me State in 2010.

The famed Pony Express got its start in St. Joseph in 1860, while noted Wild West figure Jesse James met his demise in the city in 1882. The Chiefs enjoy a number of amenities at the climate-controlled Griffon Indoor Complex, including state-of-the-art locker rooms, training rooms, meeting rooms, weight room facilities and a 120-yard indoor field. In addition to the indoor practice area, two 120-yard regulation NFL grass fields have been installed. The team also has access to the artificial surface of Craig Field at Spratt Memorial Stadium. Blum Union houses the team's dining hall and serves as the club's media headquarters.

The Missouri Development Finance Board approved a \$25 million tax credit in June of 2009 to help bring Chiefs Training Camp back to Missouri. Through the Hunt family's additional contributions to the GEHA Field at Arrowhead Stadium renovation project, the family and the Chiefs organization made a \$10 million investment toward the Griffon Indoor Complex at Missouri Western.



TRAINING CAMP SITES

HOST

New Mexico Military Institute
 Southern Methodist University
 William Jewell College
 University of Wisconsin - River Falls
Missouri Western State University
 The University of Kansas Health System Training Complex

LOCATION

Roswell, New Mexico
 Dallas, Texas
 Liberty, Missouri
 River Falls, Wisconsin
St. Joseph, Missouri
 Kansas City, Missouri

YEARS

1960
 1961-62
 1963-90
 1991-09
2010-19; 2021-22
 2020





Chiefs All-Pro QB Trent Green and NFL Network's Ari Wolfe are joined by NFL Network's Kimmi Chex and Chiefs Senior Team Reporter Matt McMullen as they headline the Chiefs Television Network preseason broadcasts. Chiefs 2022 preseason television broadcasts can be found on KSHB, the Home of the Chiefs. Chiefs preseason broadcasts will be seen in 13 different markets in an eight-state region. Produced by the award-winning Chiefs in-house production team, 65 Toss Power Trap Productions, and aired by KSHB in Kansas City, all preseason games will be available in high definition. All games will be streamed live on Chiefs.com and through the Chiefs Mobile app in-market only.

Green will serve as a color commentator, Wolfe will handle play-by-play and Chex will serve as a sideline analyst alongside McMullen.

Trent Green joined CBS Sports as a game analyst for CBS Television Network's coverage of THE NFL ON CBS in April 2014. Green concluded his 16-year NFL playing career in 2008 and launched his broadcasting career with FOX Sports in 2009. In six seasons with Kansas City (2001-06), Green established then-franchise career records for passer rating (87.3), completion percentage (61.9) and 300-yard games (24). A two-time winner of the Derrick Thomas Award as Kansas City's MVP (2003-04), Green threw for 21,459 yards and 118 TDs in a Chiefs uniform, numbers topped only by Hall of Fame QB Len Dawson.

Ari Wolfe calls events for ESPN, Stadium Network, the Tennis Channel, Pac-12 Networks, and NBC Sports. Additionally, he serves as an anchor and reporter for the NFL Network. Wolfe is a two-time NBC Sports Olympic broadcaster and a two-time Emmy award winner for his work in college sports. Beginning in 2019, Wolfe became the play-by-play announcer for the Kansas City Chiefs preseason games. He previously called preseason games for the Philadelphia Eagles in 2005 and for the Minnesota Vikings from 2007-2011. For the 2014 NFL preseason, Wolfe called games with Kurt Warner for NFL Network broadcasts. His work in the NFL began in 2003, where he served as a sideline reporter for Fox Sports for three seasons.

Wolfe currently calls college football and college basketball for ESPN and Stadium Network with games airing on Facebook. He joined Stadium in 2014 and his primary role is calling Mountain West Conference games. In 2009, Wolfe was hired by Universal Sports to be the voice of many events. His work at Universal led NBC Sports to use him as their play-by-play man for table tennis at the 2012 Summer Olympics. Wolfe returned in 2016 to call Table Tennis for the Rio Olympics.

Kimmi Chex is entering her debut season on the club's preseason broadcast team in 2022. An on-air personality for NFL Media, Chex can be seen across multiple NFL platforms as a regular contributor and host for various shows and projects. Her work has focused extensively on fantasy football as well as entertainment coverage of NFL events, such as the Super Bowl, Pro Bowl and the NFL Draft. A Kansas City, Missouri, native, she originally joined the NFL as part of the league's junior rotational program, working in both the league's New York and Los Angeles offices as a business analyst after graduating from the University of Iowa with a degree in journalism and mass communication.

Matt McMullen joined the Chiefs in 2017 as an in-house reporter with a multimedia focus, contributing as a written, video and social content producer in addition to serving as an on-camera host and commentator. McMullen has assisted behind-the-scenes with the Chiefs' preseason productions over the years and 2022 will mark his second year as a sideline reporter for the broadcast.

65 Toss Power Trap Productions, the production arm of the Chiefs organization, will enter its 12th season of live game production in the 2022 preseason. Each game will be fully created and designed in-house by the team's staff of producers and directors.



65 TOSS POWER TRAP PRODUCTIONS



Ari Wolfe
Play-by-Play



Trent Green
Color Commentator



Kimmi Chex
Sideline Analyst



Matt McMullen
Sideline Reporter

CHIEFS PRESEASON TV AFFILIATES

KSHB	Kansas City, Mo., Kansas City, Kan.
KMOV	St. Louis, Mo.
KTUL	Tulsa, Okla.
KDSM	Des Moines, Iowa
KWCH	Wichita, Kan., Hutchinson, Kan.
KNWA/KFTA	Ft. Smith, Ark., Fayetteville, Ark., Springdale, Ark., Rogers, Ark.
KMIZ/KQFX	Columbia, Mo., Jefferson City, Mo.
KSNF/KODE	Joplin, Mo., Pittsburg, Kan.
KQTV	St. Joseph, Mo.
KMTV	Omaha, Neb.
KOZL	Springfield, Mo.
WIBW	Topeka, Kan.
KFVE	Honolulu, Hawaii





The Chiefs Radio Network is one of the largest and highest rated in the National Football League, boasting more than 100 affiliates throughout 15 states. Anchored by the flagship station, 106.5 The Wolf (WDAF-FM), the Chiefs Radio Network will broadcast all 2022 Chiefs preseason, regular season and playoff games live.

One of the Midwest's most recognizable radio and television personalities, Mitch Holthus handles the play-by-play duties for the 29th-straight year, giving him more years of service than any other "Voice of the Chiefs" in team history. Entering 2022, Holthus has called a franchise-record 472 regular and postseason contests for Kansas City.

Holthus is a past president of the National Sportscasters and Sportswriters Association, an eight-time winner of the Kansas Sportscaster of the Year Award, a winner of the Missouri Sportscaster of the Year Award and has been inducted into both the Kansas Association of Broadcasters Hall of Fame (2008) and the Missouri Broadcasters Association Hall of Fame (2022). The Smith Center, Kansas, native also served as the voice of Kansas State athletics for 14 years from 1983-96. In addition to his Chiefs duties, he began his duties as the lead TV play-by-play broadcaster for FOX Sports coverage of the Missouri Valley Conference in 1995. In 2008, Holthus added TV play-by-play coverage of Big 12 basketball to his resume and continued to broadcast select Missouri Valley basketball contests.



Chiefs Chairman and CEO Clark Hunt celebrates Holthus' 400th career game, called on Oct. 1, 2018 at Empower Field at Mile High Stadium during Kansas City's 27-23 victory over the Broncos.

Former Chiefs wide receiver and current Ambassador Danan Hughes enters his third campaign as the network's color commentator alongside Holthus in the booth in 2022. Hughes has been broadcasting football and baseball as part of the Big Ten Network since 2008, as well as Chiefs pregame and postgame shows on local television since 2014.

Entering his third season as the network's sideline reporter is Josh Klingler, a morning show host on 610 Sports Radio (KCSP-AM) who has been broadcasting collegiate athletics as a sideline reporter for the University of Kansas for more than 16 years and has been part of the local sports talk radio landscape for more than 18 years.

Dan Israel enters his 33rd season serving as the Executive Producer of the Chiefs Radio Network. Israel can also be heard co-hosting pre-game and post-game segments and was inducted into the Kansas Association of Broadcaster's Hall of Fame in 2022.

"Voice of the Missouri State Bears" Art Hains enters his 15th season as anchor for the pre-game show, halftime and in-game reports. Hains' voice and talent have been an integral role in the highly rated programs since 2008. Hains was inducted to the Missouri Sports Hall of Fame in 2016 and the Missouri State University Hall of Fame in 2022.

VOICES OF THE CHIEFS

(Radio play-by-play announcers)

Charlie Jones.....	1960-62
Merle Harmon.....	1963
Tom Hedrick.....	1964-70
Dick Carlson.....	1971-73
Ray Scott.....	1974-75
Al Wisk.....	1976
Tom Hopkins.....	1977
Wayne Larrivee.....	1978-84
Kevin Harlan.....	1985-93
Mitch Holthus.....	1994-22



Mitch Holthus
Voice of the Chiefs



Danan Hughes
Color Commentator



Josh Klingler
Sideline Reporter



Dan Israel
Executive Producer / Co-host



2022 CHIEFS RADIO NETWORK AFFILIATE LIST

ARKANSAS

CITY	STATION
CARLISLE	KASR/92.7 FM
CONWAY	KASR/92.7 FM
LITTLE ROCK	KASR/92.7 FM
MAMMOTH SPRING	KAMS/95.1 FM
PINE BLUFF	KASR/92.7 FM
SEARCY	KASR/92.7 FM
STUTTGART	KASR/92.7 FM

COLORADO

CITY	STATION
BURLINGTON	KXXX/790 AM
LAMAR	KGYN/1210 AM
PUEBLO	KGYN/1210 AM KGYN 106.3 FM

IOWA

CITY	STATION
ATLANTIC	KJAN/1220 AM KJAN/101.1 FM
BLOOMFIELD	KRXL/94.5 FM
CENTERVILLE	KRXL/94.5 FM
DES MOINES	KBGG/1700 AM
OTTUMWA	KRXL/94.5 FM
SHENANDOAH	KFEQ/680 AM
SIoux CITY	KSCJ/1360 AM KSCJ/94.9 FM

ILLINOIS

CITY	STATION
CARBONDALE	KCGQ/99.3 FM
QUINCY	KICK/97.9 FM

KANSAS

CITY	STATION
ABILENE	KSKG/99.9 FM
ALMA	KQNK/1530 AM KQNK/106.7 FM
ATCHISON	KFEQ/680 AM KSJQ/92.7 FM
ATWOOD	KRDQ/100.3 FM
BELOIT	KZDY/96.3 FM
BREWSTER	KRDQ/100.3 FM
CAWKER CITY	KZDY/96.3 FM
CHANUTE	KKOW/860 AM KIOL/1370 AM KIOL/99.3 FM
CLAY CENTER	KCLY/100.9 FM
COFFEYVILLE	KGGF/690 AM
COLBY	KXXX/790 AM KRDQ/100.3 FM
CONCORDIA	KCLY/100.9 FM

DODGE CITY	KGBL/94.7 FM
EMPORIA	KVOE/101.7 FM
FORT SCOTT	KMDQ/1600 AM
GARDEN CITY	KGBL/100.9 FM
GIRARD	KSEK/99.1 FM
GREAT BEND	KVGB/104.3 FM
HAYS	KFIX/96.9 FM
HIAWATHA	KFEQ/680 AM KTNC/1230 AM KTNC/107.1 FM KSJQ/92.7 FM
HILL CITY	KQNK/1530 AM KQNK/106.7 FM
HUTCHINSON	KWBW/1450 AM
IOLA	KWBW/98.5 FM KIOL/1370 AM KIOL/99.3 FM
JUNCTION CITY	KJCK/1420 AM KJCK/107.9 FM
LIBERAL	KGYN/1210 AM KGYN/106.3 FM
MANHATTAN	KMAN/1350 AM KMAN/93.3 FM
MANKATO	KZDY/96.3 FM
MARYSVILLE	KCLY/100.9 FM
MCPHERSON	KBBE/96.7 FM KNGL/1540 AM
NORTON	KQNK/1530 AM KQNK/106.7 FM
OAKLEY	KRDQ/100.3 FM
OBERLIN	KRDQ/100.3 FM
OSBORNE	KZDY/96.3 FM
OXFORD	KQNK/1530 AM KQNK/106.7 FM
PARSONS	KLKC/1540 AM KLKC/93.5 FM
PHILLIPBURG	KQNK/1530 AM KQNK/106.7 FM
PITTSBURG	KKOW/860 AM
PRATT	KMMM/1290 AM
SALINA	KINA/910 AM KINA/94.5 FM
SENECA	KSKG/99.9 FM KTNC/1230 AM KTNC/107.1 FM KMZA/92.1 FM
SMITH CENTER	KZDY/96.3 FM
STOCKTON	KQNK/1530 AM KQNK/106.7 FM
TOPEKA	WIBW/580 AM WIBW/104.9 FM
TRIBUNE	KGYN/1210 AM

KENTUCKY

CITY	STATION
PADUCAH	KCGQ/99.3

MISSOURI

CITY	STATION
AVA	KKOZ/1430 AM KKOZ/92.1 FM KCGQ/99.3 FM
BETHANY	KAAN/870 AM KAAN/95.5 FM KKWK/100.1 FM

KANSAS CITY WDAF/106.5 FM

BETHEL	KICK/97.9 FM
BONNE TERRE	KFMD/1240 AM
BOWLING GREEN	KICK/97.9 FM
BROOKFIELD	KDWD/99.1 FM
CALIFORNIA	KRLL/1420/AM
CAMDENTON	KMYK 93.5 FM
CAMERON	KKWK/100.1 FM
CAPE GIRARDEAU	KCGQ/99.3 FM
CARTHAGE	KRMD/990 AM KHST/101.7 FM
CHILLICOTHE	KDWD/99.1 FM
CLINTON	KXEA/104.9 FM
COLUMBIA	KCMQ 96.7 FM
EDINA	KRXL/94.5 FM
ELSBERRY	KYRO/1280 AM
EOLIA	KYRD/1280 AM
FARMINGTON	KFMD/1240 AM
FORT LEONARD	KDZQ/102.3 FM
HANNIBAL	KICK/97.9 FM
ICONIUM	KXEA/104.9 FM
JEFFERSON CITY	KGMQ/96.7 FM KWOS/950 AM KWOS/104.5 FM
JOPLIN	KKOW/860 AM KHST/101.7 FM
KNOB NOSTER	KSDL/92.3 FM
KIRKSVILLE	KRXL/94.5 FM
LAMAR	KHST/101.7 FM
LEBANON	KKLLH/104.7 FM
LOWRY CITY	KXEA/104.9 FM
MACON	KIRK/99.9 FM
MANSFIELD	KKOZ/1430 AM KKOZ/92.1 FM
MARCELINE	KDWD/99.1 FM
MARSHALL	KMMQ/1300 AM KMMQ/102.9 FM

MISSOURI (cont.)

MARYVILLE	KFEQ/680 AM KKWK/100.1 FM
MEXICO	KRXL/94.5 FM
MEMPHIS	KRXL/94.5 FM
MEXICO	KDWD/99.1 FM
MOBERLY	KIRK/99.9 FM
MONROE CITY	KICK/97.9 FM
MOSCOW HILLS	KYRO/105.3 FM
NEOSHO	KBTN/1420 AM KRMD/990 AM
NEVADA	KMDQ/1600 AM KOMB/103.9 FM
NEW MADRID	KCGQ/99.3 FM
NOTTINGHILL	KKOZ/1430 AM KKOZ/92.1 FM
O'FALLON	KYRO/105.3 FM
OSAGE BEACH	KMYK/93.5 FM
OSCEOLA	KXEA/104.9 FM
PARK HILLS	KFMD/1240 AM
PERRYVILLE	KCGQ/99.3 FM
ROCK PORT	KFEQ/680 AM
ROLLA	KLPW/107.3 FM
ST. PAUL	KYRO 105.3 FM
SAVANNAH	KSJQ/92.7 FM
SEDALIA	KMMQ/1300 AM KMMQ/102.9 FM KSDL/92.3 FM

MISSOURI (cont.)

SIKESTON	KCGQ/99.3 FM
SPRINGFIELD	KKLH/104.7 FM
ST. JOSEPH	KFEQ/680 AM
ST. LOUIS	KMOX/1120 AM
SULLIVAN	KLPW/107.3 FM
THAYER	KAMS/95.1 FM
TIGHTWAD	KXEA/104.9 FM
TRENTON	KKWK/100.1 FM
TROY	KYRO/1280 AM KYRO/105.3 FM
UNIONVILLE	KRXL/94.5 FM
WARRENTON	KYRO/1280 AM
WARSAW	KXEA/104.9 FM
WAYNESVILLE	KOZQ/102.3 FM
WENTZVILLE	KYRO/1280 AM KYRO/105.3 FM
WHITEMAN AFB	KSDL/92.3 FM
WINFIELD	KYRO/1280 AM KYRO/105.3 FM
WRIGHT CITY	KYRO/105.3 FM

NEBRASKA

CITY	STATION
COLUMBUS	KRGI/106.9 FM
FALLS CITY	KTNC/1230 AM KTNC/107.1 FM
GRAND ISLAND	KRGI/1430 AM

NEBRASKA (cont.)

HASTINGS	KRGI/1430 AM KRG/106.9 FM
HOLDREDGE	KUVR/1380 AM KUVR/96.9 FM
KEARNEY	KRGI/1430 AM KRG/106.9 FM
KUVR	1380 AM
LINCOLN	KFOR/1240 AM KFOR/103.3 FM
MADISON	WJAG/780 AM WJAG/105.9 FM
MCCOOK	KXXX/790 AM
NEBRASKA CITY	KFEQ/680 AM
NORFOLK	WJAG/780 AM WJAG/105.9 FM
NORTH PLATTE	KUVR/1380 AM
OMAHA	KOIL/1290 AM
RED CLOUD	KRGI/106.9 FM KZDY/96.3 FM
SUPERIOR	KRGI/106.9 FM KZDY/96.3 FM
TRENTON	KRDQ/100.3 FM
YORK	KRGI/106.9 FM

NEW MEXICO

CITY	STATION
CLAYTON	KGYN/1210 AM KGYN/106.3 FM

OKLAHOMA

CITY	STATION
ALVA	KPAK/97.5 FM
BARTLESVILLE	KKGF/690 AM
CHEROKEE	KPAK/97.5 FM
GUYMON	KGYN/1210 AM KGYN/106.3 FM
MIAMI	KKOW/860 AM
OKLAHOMA CITY	KINB 105.3 FM
STILLWATER	KKGF/690 AM KINB/105.3 FM KNSS/1330 AM
TULSA	KRMG/740 AM KRMG/102.3 FM
WAYNOKA	KPAK/97.5 FM

SOUTH DAKOTA

CITY	STATION
YANKTON	KYNT/1450 AM

TEXAS

CITY	STATION
LUBBOCK	KGYN/1210 AM



TICO SPORTS - CHIEFS SPANISH FOOTBALL RADIO NETWORK

In 2022, the Tico Sports Spanish broadcast team enters its seventh season as the Spanish broadcast partner of the Kansas City Chiefs.

A native of Juarez, Chihuahua, Enrique “Kike” Morales, handles the play-by-play duties. Kike also provided broadcast duties for the former Kansas City Wizards.

Oscar “El Tico” Monterroso enters his seventh season as Executive Producer and Color Commentator. Oscar is an accomplished veteran mass media journalist and owner of a multi-media production company Tico Productions, LLC | Tico Sports.

Kike and Oscar have extended their Spanish Broadcast duo duties recently to include the University of Kansas Jayhawks football and basketball teams and University of Nebraska Cornhuskers football team.

Hannah Bassham enters her seventh season as the crew’s sideline reporter. A graduate of Texas Christian University, Hannah graduated law school with her J.D. from The University of Missouri-Kansas City and is studying for her MBA. She remains one of the few Spanish-speaking female sideline reporters in professional sports.

Executive Director Cici Rojas brings 20-plus years of corporate client cultivation and media engagement experience to the broadcast. Rojas serves on several local and national boards that positively contribute to the Kansas City region.

The Kansas City Chiefs Spanish broadcasts can be heard on “1030 Real Country” KCWJ (1030 AM) in Kansas City and on KSSA “La Ke Buena” (105.9 FM) in Garden City, and KGHF “La Raza” (102.5 FM/99.7 HD2) in Wichita. All games are streamed on the Chiefs Mobile app (restrictions apply), Tico Sports website and NFL Game Pass (membership required).



Kike Morales
Play-By-Play



Hannah Bassham
Sideline Reporter



Oscar Monterroso
Executive Producer/
Color Commentator



Cici Rojas
Executive Director

KANSAS CITY CHIEFS
KANSAS CITY CHIEFS
KANSAS CITY CHIEFS
KANSAS CITY CHIEFS
KANSAS CITY CHIEFS
KANSAS CITY CHIEFS
KANSAS CITY CHIEFS
KANSAS CITY CHIEFS
KANSAS CITY CHIEFS
KANSAS CITY CHIEFS
KANSAS CITY CHIEFS
KANSAS CITY CHIEFS
KANSAS CITY CHIEFS
KANSAS CITY CHIEFS
KANSAS CITY CHIEFS
KANSAS CITY CHIEFS
KANSAS CITY CHIEFS
KANSAS CITY CHIEFS
KANSAS CITY CHIEFS

2022 ROSTER





NICK ALLEGRETTI



GUARD #73
ILLINOIS

4TH YEAR IN THE NFL

4TH YEAR WITH THE CHIEFS

HEIGHT: 6'4"
WEIGHT: 310 LBS
DRAFTED: D7-19
BIRTHDAY: 4/21/96

- Fourth-year offensive lineman enters his fourth NFL season with the Chiefs in 2022.
- Originally entered the NFL as a seventh-round pick (216th overall) by the Kansas City Chiefs in the 2019 NFL Draft.
- Allegretti marked the first time in four years that the Chiefs made a selection in the 7th round of the NFL Draft. The Chiefs

did not select in the 7th round in 2016, 2017 or 2018.

Transactions:

Originally entered the NFL as a seventh-round pick (216th overall) by the Kansas City Chiefs in the 2019 NFL Draft.

COLLEGE

Appeared in 48 games (36 starts) for the University of Illinois ending his career with 36 consecutive starts ... Two-time team captain in 2017 and 2018 ... Two-time Big Ten Sportsmanship Award winner ... Named 2018 All-Big Ten second team by the media ... During his senior season in 2018, allowed only one QB hit and zero sacks in 394 drop backs according to PFF ... Redshirted his freshman year in 2014.

PERSONAL

- Attended Lincoln-Way East (Ill.) High School, where he did not allow a sack during his entire junior and senior seasons.
- Consensus first-team All-State and Chicago Sun-Times All-Area in 2013 after anchoring an offense that averaged over 30 points per game and reached the IHSA class 7A quarterfinals.
- Three-time All-Southwest Suburban Blue selection.
- Four-year letterwinner in wrestling, finishing with a 45-2 record and placed third in class 3A in 2014.
- Earned a bachelor's degree in accountancy in Dec. 2017 and a master's degree in recreation, sport and tourism in May 2019.
- Hometown: Frankfort, Ill.
- Last name pronounced: al-uh-GRET-ee.

NICK ALLEGRETTI'S NFL REGULAR SEASON STATISTICS

DATE	TEAM	GP	GS
2019	Chiefs	7	0
2020	Chiefs	16	9
2021	Chiefs	17	0
NFL TOTALS		40	9

NICK ALLEGRETTI'S NFL POSTSEASON STATISTICS

DATE	TEAM	GP	GS
2019	Chiefs	3	0
2020	Chiefs	3	3
2021	Chiefs	3	0
NFL TOTALS		9	3



2019 GAME-BY-GAME REGULAR-SEASON STATISTICS (CHIEFS)

DATE	OPPONENT	P/S		W/L	SCORE
09/08	at Jaguars		INACTIVE	W	40-26
09/15	at Raiders		INACTIVE	W	28-10
09/22	Ravens		INACTIVE	W	33-28
09/29	at Lions		INACTIVE	W	34-30
10/06	Colts		INACTIVE	L	13-19
10/13	Texans	P		L	24-31
10/17	at Broncos	P		W	30-6
10/27	Packers	P		L	24-31
11/03	Vikings	P		W	26-23
11/10	at Titans	P		L	32-35
11/18	at Chargers		INACTIVE	W	24-17
12/01	Raiders		INACTIVE	W	40-9
12/08	at Patriots		INACTIVE	W	23-16
12/15	Broncos		INACTIVE	W	23-3
12/22	at Bears	P		W	26-3
12/29	Chargers	P		W	31-21
2019 TOTALS		7-0		12-4	

2020 GAME-BY-GAME REGULAR-SEASON STATISTICS (CHIEFS)

DATE	OPPONENT	P/S		W/L	SCORE
09/10	Texans	P		W	34-20
09/20	at Chargers	P		W	23-20+
09/28	at Ravens	P		W	34-20
10/05	Patriots	P		W	26-10
10/11	Raiders	P		L	32-40
10/19	at Bills	P		W	26-17
10/25	at Broncos	S		W	43-16
11/01	Jets	S		W	35-9
11/08	Panthers	S		W	33-31
11/22	at Raiders	S		W	35-31
11/29	at Buccaneers	S		W	27-24
12/06	Broncos	S		W	22-16
12/13	at Dolphins	S		W	33-27
12/20	at Saints	S		W	32-29
12/27	Falcons	S		W	17-14
01/03	Chargers	P		L	21-38
2020 TOTALS		16-9		14-2	

+ - Overtime

2021 GAME-BY-GAME REGULAR-SEASON STATISTICS (CHIEFS)

DATE	OPPONENT	P/S		W/L	SCORE
09/12	Browns	P		W	33-29
09/19	at Ravens	P		L	35-36
09/26	Chargers	P		L	24-30
10/03	at Eagles	P		W	42-30
10/10	Bills	P		L	20-38
10/17	at Football Team	P		W	31-13
10/24	at Titans	P		L	3-27
11/01	Giants	P		W	20-17
11/07	Packers	P		W	13-7
11/14	at Raiders	P		W	41-14
11/21	Cowboys	P		W	19-9
12/05	Broncos	P		W	22-9
12/12	Raiders	P		W	48-9
12/16	at Chargers	P		W	34-28+
12/26	Steelers	P		W	36-10
01/02	at Bengals	P		L	31-34
01/08	at Broncos	P		W	28-24
2021 TOTALS		17-0		12-5	

+ - Overtime

2019 GAME-BY-GAME POSTSEASON STATISTICS (CHIEFS)

DATE	OPPONENT	P/S		W/L	SCORE
01/12	Texans	P		W	51-31
01/19	Titans	P		W	35-24
02/02	49ers	P		W	31-20
2019 TOTALS		3-0		3-0	

2020 GAME-BY-GAME POSTSEASON STATISTICS (CHIEFS)

DATE	OPPONENT	P/S	W/L	SCORE
01/17	Browns	S	W	22-17
01/24	Bills	S	W	38-24
02/07	at Buccaneers	S	L	9-31
2020 TOTALS		3-3	2-1	

2021 GAME-BY-GAME POSTSEASON STATISTICS (CHIEFS)

DATE	OPPONENT	P/S	W/L	SCORE
01/16	Steelers	P	W	42-21
01/23	Bills	P	W	42-36+
01/30	Bengals	P	L	24-27+
2021 TOTALS		3-0	2-1	

+ - Overtime





ZAYNE ANDERSON

DEFENSIVE BACK #39

BYU



1ST YEAR IN THE NFL

1ST YEAR WITH THE CHIEFS

HEIGHT: 6'2"
 WEIGHT: 206 LBS
 DRAFTED: CFA-21
 BIRTHDAY: 1/3/97

- First-year defensive back enters his first season with the Chiefs in 2022.
- Originally entered the NFL as an undrafted free agent with the Chiefs in 2021.

Transactions:

Originally entered the NFL as an undrafted free agent with Kansas City in 2021.

COLLEGE

Appeared in 50 games at BYU from 2015-20 totaling 162 tackles (105 solo), 1.5 tackles for loss, three interceptions, three forced fumbles, two fumble recoveries and six pass breakups ... In 2020 recorded 41 tackles (24 solo) and two pass breakups ... Team captain in 2018 and 2019.

PERSONAL

- Played running back and safety at Stansbury High School.
- Helped Stansbury High School to the first round of the 3AA Utah state playoffs with a 9-2 record, 6-0 in region.
- Through 27 varsity games, he registered 147 total tackles with 114 solo along with six interceptions and 1.0 sack.
- Offensively he carried the ball 59 times for 442 yards and nine touchdowns.
- An All-State Second Team selection by the Salt Lake Tribune and Deseret News as a senior.
- Deseret News 3AA North All-Region First Team.
- Also ran track.
- First in state for track in the 4x100m, 100m, 200m and medley relay.
- Hometown: Stansbury Park, Utah.

ZAYNE ANDERSON'S NFL REGULAR SEASON DEFENSIVE STATISTICS

DATE	TEAM	GP	GS	TACKLES							INTERCEPTIONS					O. FUMB				ST			MISC							
				TK	S	A	TFL	YDS	SK	YDS	QBH	NO	YDS	LG	TD	PD	FF	FR	TD	YDS	TK	S	A	FF	FR	S	A			
2021	Chiefs	4	0	0	0	0	0	0	0	0.0	0.0	0	0	0	0	0	0	0	0	0	0	0	0	1	1	0	0	0	0	0
NFL TOTALS		4	0	0	0	0	0	0	0	0.0	0.0	0	0	0	0	0	0	0	0	0	0	0	1	1	0	0	0	0	0	

ZAYNE ANDERSON'S NFL POSTSEASON DEFENSIVE STATISTICS

DATE	TEAM	GP	GS	TACKLES							INTERCEPTIONS					O. FUMB				ST			MISC							
				TK	S	A	TFL	YDS	SK	YDS	QBH	NO	YDS	LG	TD	PD	FF	FR	TD	YDS	TK	S	A	FF	FR	S	A			
2021	Chiefs	3	0	0	0	0	0	0	0	0.0	0.0	0	0	0	0	0	0	0	0	0	0	0	0	1	1	0	0	0	0	0
NFL TOTALS		3	0	0	0	0	0	0	0	0.0	0.0	0	0	0	0	0	0	0	0	0	0	0	1	1	0	0	0	0	0	

SINGLE-GAME HIGHS: DEFENSIVE

1 vs. Pittsburgh, Dec 26, 2021

SINGLE-GAME HIGHS - POSTSEASON: DEFENSIVE

1 vs. Pittsburgh, Jan 16, 2022

Special Teams Tackles

Special Teams Tackles



2021 GAME-BY-GAME REGULAR-SEASON STATISTICS (CHIEFS)

DATE	OPPONENT	P/S	TACKLES							INTERCEPTIONS					O. FUMB				ST				MISC		W/L	SCORE		
			TK	S	A	SK	YDS	TFL	YDS	QBH	NO	YDS	LG	TD	PD	FF	FR	TD	YDS	TK	S	A	FF	FR			S	A
09/12	Browns	P	0	0	0	0.0	0.0	0	0	0	0	0	0	0	0	0	0	0	0	0	0	0	0	0	0	0	W	33-29
09/19	at Ravens																									L	35-36	
09/26	Chargers																									L	24-30	
10/03	at Eagles																									W	42-30	
10/10	Bills																									L	20-38	
10/17	at Football Team																									W	31-13	
10/24	at Titans																									L	3-27	
11/01	Giants																									W	20-17	
11/07	Packers																									W	13-7	
11/14	at Raiders																									W	41-14	
11/21	Cowboys																									W	19-9	
12/05	Broncos																									W	22-9	
12/12	Raiders																									W	48-9	
12/16	at Chargers																									W	34-28+	
12/26	Steelers	P	0	0	0	0.0	0.0	0	0	0	0	0	0	0	0	0	0	0	1	1	0	0	0	0	0	0	W	36-10
01/02	at Bengals	P	0	0	0	0.0	0.0	0	0	0	0	0	0	0	0	0	0	0	0	0	0	0	0	0	0	0	L	31-34
01/08	at Broncos	P	0	0	0	0.0	0.0	0	0	0	0	0	0	0	0	0	0	0	0	0	0	0	0	0	0	0	W	28-24
2021 TOTALS		4-0	0	0	0	0.0	0.0	0	0	0	0	0	0	0	0	0	0	0	1	1	0	0	0	0	0	0	12-5	

+ - Overtime

2021 GAME-BY-GAME POSTSEASON STATISTICS (CHIEFS)

DATE	OPPONENT	P/S	TACKLES							INTERCEPTIONS					O. FUMB				ST				MISC		W/L	SCORE		
			TK	S	A	SK	YDS	TFL	YDS	QBH	NO	YDS	LG	TD	PD	FF	FR	TD	YDS	TK	S	A	FF	FR			S	A
01/16	Steelers	P	0	0	0	0.0	0.0	0	0	0	0	0	0	0	0	0	0	0	1	1	0	0	0	0	0	0	W	42-21
01/23	Bills	P	0	0	0	0.0	0.0	0	0	0	0	0	0	0	0	0	0	0	0	0	0	0	0	0	0	0	W	42-36+
01/30	Bengals	P	0	0	0	0.0	0.0	0	0	0	0	0	0	0	0	0	0	0	0	0	0	0	0	0	0	0	L	24-27+
2021 TOTALS		3-0	0	0	0	0.0	0.0	0	0	0	0	0	0	0	0	0	0	0	1	1	0	0	0	0	0	0	2-1	


+ - Overtime





DEANDRE BAKER

CORNERBACK #30
GEORGIA



3RD YEAR IN THE NFL

3RD YEAR WITH THE CHIEFS

HEIGHT: 5'11"
WEIGHT: 193 LBS
DRAFTED: FA-20
BIRTHDAY: 9/4/97

- Third-year cornerback enters his third season with the Chiefs in 2022.
- Originally entered the NFL as a first-round pick (30th overall) by the Giants in the 2019 NFL Draft.

Transactions:

Signed by Kansas City (2/9/21) ... Placed on Practice Squad/Injured (1/12/21) ... Signed to Kansas City's practice squad (1/4/21) ... Signed to Kansas City's active roster via COVID replacement (1/2/21) ... Signed to Kansas City's practice squad (12/28/20) ... Signed to Kansas City's active roster via Standard Elevation (12/26/20) ... Signed to Kansas City's practice squad (12/21/20) ... Signed to Kansas City's active roster via Standard Elevation (12/19/20) ... Signed to Kansas City's practice squad (11/19/20) ... Released by the New York Giants (9/8/20) ... Originally entered the NFL as a first-round pick (30th overall) by the New York Giants in the 2019 NFL Draft.

COLLEGE

In four seasons at Georgia, played in 51 games with 34 starts at right cornerback ... Career totals included 116 tackles (83 solo), seven interceptions which he returned for 145 yards (20.7-yard avg.), 24 pass breakups, four tackles for loss, 1.0 sack, two forced fumbles and one fumble recovery ... As a senior in 2018, started all 13 games, received the Jim Thorpe Award, presented annually to the nation's best defensive back, was selected first-team All-America by the AP, ESPN.com, American Football Coaches Association, SI.com, and Walter Camp and chosen first-team All-SEC by the AP and the league's coaches ... Credited with 40 tackles (career-high 31 solo), a team-high two interceptions, a career-high 10 pass breakups, two tackles for loss, one forced fumble, and one fumble recovery in 2018 ... In 2017, played in all 15 games with 14 starts, selected to the coaches' All-SEC second-team, notched career-high totals of 44 tackles (30 solo) and three interceptions, including one vs. Alabama in the National Championship Game, led the Bulldogs with nine pass breakups, including three vs. South Carolina ... In 2016, played in 12 games with seven starts, recorded 31 tackles (21 solo), two interceptions, five pass breakups, one forced fumble, one fumble recovery and his only career sack, a 10-yarder.

PERSONAL

- Helped Northwestern High School to the playoffs in 2014.
- In addition to breaking up 11 passes on defense, he caught 32 passes as a split end in 2014.
- Recipient of the Gordon and Sharon Teel Football Scholarship.
- Was an All-State track and field performer in the 200 and 400-meter dash during his junior year.
- Also an All-American sprinter who participated in the 4X400 relay race on the second leg.
- Business major at Georgia.
- Hometown: Miami, Fla.

DEANDRE BAKER'S NFL REGULAR SEASON DEFENSIVE STATISTICS

DATE	TEAM	GP	GS	TACKLES										INTERCEPTIONS					O. FUMB				ST				MISC		
				TK	S	A	TFL	YDS	SK	YDS	QBH	NO	YDS	LG	TD	PD	FF	FR	TD	YDS	TK	S	A	FF	FR	S	A		
2019	Giants	16	15	61	48	13	2	2	0.0	0.0	0	0	0	0	0	8	0	0	0	0	0	0	0	0	0	0	0	0	0
2020	Giants	0	0	0	0	0	0	0	0.0	0.0	0	0	0	0	0	0	0	0	0	0	0	0	0	0	0	0	0	0	0
Went from N.Y. Giants to Kansas City .																													
2020	Chiefs	2	1	5	4	1	1	11	1.0	11.0	1	0	0	0	1	0	0	0	0	0	0	0	0	0	0	0	0	0	0
2020	TOTAL	2	1	5	4	1	1	11	1.0	11.0	1	0	0	0	1	0	0	0	0	0	0	0	0	0	0	0	0	0	0
2021	Chiefs	8	1	16	13	3	0	0	0.0	0.0	0	0	36	36	0	1	0	0	0	0	0	0	0	0	0	0	0	0	0
NFL TOTALS		26	17	82	65	17	3	13	1.0	11.0	1	0	36	36	0	10	0	0	0	0	0	0	0	0	0	0	0	0	0



DEANDRE BAKER'S NFL POSTSEASON DEFENSIVE STATISTICS

DATE	TEAM	GP	TACKLES								INTERCEPTIONS					O. FUMB				ST				MISC			
			GS	TK	S	A	TFL	YDS	SK	YDS	QBH	NO	YDS	LG	TD	PD	FF	FR	TD	YDS	TK	S	A	FF	FR	S	A
2021	Chiefs	2	0	1	1	0	0	0	0.0	0.0	0	0	0	0	0	0	0	0	0	0	0	0	0	0	0	0	0
NFL TOTALS		2	0	1	1	0	0	0	0.0	0.0	0	0	0	0	0	0	0	0	0	0	0	0	0	0	0	0	

SINGLE-GAME HIGHS: DEFENSIVE

Total Tackles	10 at Washington, Dec 22, 2019 7 at Detroit, Oct 27, 2019 7 at Tampa Bay, Sep 22, 2019 6 vs. Miami, Dec 15, 2019 5 vs. L.A. Chargers, Jan 03, 2021 ...1 more at 5.	Passes Defensed	3 at Philadelphia, Dec 09, 2019 2 vs. Miami, Dec 15, 2019 1 vs. Denver, Dec 05, 2021 1 vs. L.A. Chargers, Jan 03, 2021 1 vs. Dallas, Nov 04, 2019 ...2 more at 1.
Solo Tackles	8 at Washington, Dec 22, 2019 6 at Detroit, Oct 27, 2019 5 vs. Miami, Dec 15, 2019 4 at Philadelphia, Oct 03, 2021 4 vs. L.A. Chargers, Jan 03, 2021 ...5 more at 4.	Tackles For Loss	1 vs. L.A. Chargers, Jan 03, 2021 1 at Washington, Dec 22, 2019 1 at Chicago, Nov 24, 2019
Sacks	1.0 vs. L.A. Chargers, Jan 03, 2021		

SINGLE-GAME HIGHS - POSTSEASON: DEFENSIVE

Total Tackles	1 vs. Buffalo, Jan 23, 2022	Solo Tackles	1 vs. Buffalo, Jan 23, 2022
----------------------	-----------------------------	---------------------	-----------------------------

2019 GAME-BY-GAME REGULAR-SEASON STATISTICS (GIANTS)

DATE	OPPONENT	P/S	TACKLES								INTERCEPTIONS					O. FUMB				ST				MISC		W/L	SCORE
			TK	S	A	SK	YDS	TFL	YDS	QBH	NO	YDS	LG	TD	PD	FF	FR	TD	YDS	TK	S	A	FF	FR	S		
09/08	at Cowboys	P	2	1	1	0.0	0.0	0	0	0	0	0	0	0	0	0	0	0	0	0	0	0	0	0	0	L	17-35
09/15	Bills	S	3	3	0	0.0	0.0	0	0	0	0	0	0	0	0	0	0	0	0	0	0	0	0	0	0	L	14-28
09/22	at Buccaneers	S	7	4	3	0.0	0.0	0	0	0	0	0	0	0	0	0	0	0	0	0	0	0	0	0	W	32-31	
09/29	Redskins	S	2	2	0	0.0	0.0	0	0	0	0	0	0	0	0	0	0	0	0	0	0	0	0	0	W	24-3	
10/06	Vikings	S	3	1	2	0.0	0.0	0	0	0	0	0	0	0	1	0	0	0	0	0	0	0	0	0	L	10-28	
10/10	at Patriots	S	4	4	0	0.0	0.0	0	0	0	0	0	0	0	0	0	0	0	0	0	0	0	0	0	L	14-35	
10/20	Cardinals	S	4	4	0	0.0	0.0	0	0	0	0	0	0	0	1	0	0	0	0	0	0	0	0	0	L	21-27	
10/27	at Lions	S	7	6	1	0.0	0.0	0	0	0	0	0	0	0	0	0	0	0	0	0	0	0	0	0	L	26-31	
11/04	Cowboys	S	5	4	1	0.0	0.0	0	0	0	0	0	0	0	1	0	0	0	0	0	0	0	0	0	L	18-37	
11/10	at Jets	S	1	0	1	0.0	0.0	0	0	0	0	0	0	0	0	0	0	0	0	0	0	0	0	0	L	27-34	
11/24	at Bears	S	1	1	0	0.0	0.0	1	1	0	0	0	0	0	0	0	0	0	0	0	0	0	0	0	L	14-19	
12/01	Packers	S	4	4	0	0.0	0.0	0	0	0	0	0	0	0	0	0	0	0	0	0	0	0	0	0	L	13-31	
12/09	at Eagles	S	1	1	0	0.0	0.0	0	0	0	0	0	0	0	3	0	0	0	0	0	0	0	0	0	L	17-23+	
12/15	Dolphins	S	6	5	1	0.0	0.0	0	0	0	0	0	0	0	2	0	0	0	0	0	0	0	0	0	W	36-20	
12/22	at Redskins	S	10	8	2	0.0	0.0	1	1	0	0	0	0	0	0	0	0	0	0	0	0	0	0	0	W	41-35+	
12/29	Eagles	S	1	0	1	0.0	0.0	0	0	0	0	0	0	0	0	0	0	0	0	0	0	0	0	0	L	17-34	
2019 TOTALS		16-15	61	48	13	0.0	0.0	2	2	0	0	0	0	0	8	0	0	0	0	0	0	0	0	0	0	4-12	

+ - Overtime

2020 GAME-BY-GAME REGULAR-SEASON STATISTICS (GIANTS/CHIEFS)

DATE	OPPONENT	P/S	TACKLES								INTERCEPTIONS					O. FUMB				ST				MISC		W/L	SCORE	
			TK	S	A	SK	YDS	TFL	YDS	QBH	NO	YDS	LG	TD	PD	FF	FR	TD	YDS	TK	S	A	FF	FR	S			A
09/14	Steelers																									L	16-26	
09/20	at Bears																									L	13-17	
09/27	49ers																									L	9-36	
10/04	at Rams																									L	9-17	
10/11	at Cowboys																									L	34-37	
10/18	Football Team																									W	20-19	
10/22	at Eagles																									L	21-22	
11/02	Buccaneers																									L	23-25	
11/08	at Football Team																									W	23-20	
11/22	at Raiders																									W	35-31	
11/29	at Buccaneers																									W	27-24	
12/06	Broncos																									W	22-16	
12/13	at Dolphins																									W	33-27	
12/20	at Saints	P	0	0	0	0.0	0.0	0	0	0	0	0	0	0	0	0	0	0	0	0	0	0	0	0	0	W	32-29	
12/27	Falcons																									W	17-14	
01/03	Chargers	S	5	4	1	1.0	11.0	1	11	1	0	0	0	0	1	0	0	0	0	0	0	0	0	0	0	L	21-38	
2020 TOTALS		2-1	5	4	1	1.0	11.0	1	11	1	0	0	0	0	1	0	0	0	0	0	0	0	0	0	0	8-8		



2021 GAME-BY-GAME REGULAR-SEASON STATISTICS (CHIEFS)

DATE	OPPONENT	P/S	TACKLES							INTERCEPTIONS				O. FUMB				ST				MISC		W/L	SCORE		
			TK	S	A	SK	YDS	TFL	YDS	QBH	NO	YDS	LG	TD	PD	FF	FR	TD	YDS	TK	S	A	FF			FR	S
09/12	Browns																									W	33-29
09/19	at Ravens																									L	35-36
09/26	Chargers	P	3	3	0	0.0	0.0	0	0	0	0	0	0	0	0	0	0	0	0	0	0	0	0	0	0	W	24-30
10/03	at Eagles	S	4	4	0	0.0	0.0	0	0	0	0	36	36	0	0	0	0	0	0	0	0	0	0	0	0	W	42-30
10/10	Bills	P	0	0	0	0.0	0.0	0	0	0	0	0	0	0	0	0	0	0	0	0	0	0	0	0	0	L	20-38
10/17	at Football Team	P	0	0	0	0.0	0.0	0	0	0	0	0	0	0	0	0	0	0	0	0	0	0	0	0	0	W	31-13
10/24	at Titans																									L	3-27
11/01	Giants																									W	20-17
11/07	Packers																									W	13-7
11/14	at Raiders																									W	41-14
11/21	Cowboys																									W	19-9
12/05	Broncos	P	4	3	1	0.0	0.0	0	0	0	0	0	0	0	1	0	0	0	0	0	0	0	0	0	0	W	22-9
12/12	Raiders	P	3	2	1	0.0	0.0	0	0	0	0	0	0	0	0	0	0	0	0	0	0	0	0	0	0	W	48-9
12/16	at Chargers	P	2	1	1	0.0	0.0	0	0	0	0	0	0	0	0	0	0	0	0	0	0	0	0	0	0	W	34-28+
12/26	Steelers	P	0	0	0	0.0	0.0	0	0	0	0	0	0	0	0	0	0	0	0	0	0	0	0	0	0	W	36-10
01/02	at Bengals																									L	31-34
01/08	at Broncos																									W	28-24
2021 TOTALS			8-1	16	13	3	0.0	0.0	0	0	0	0	36	36	0	1	0	0	0	0	0	0	0	0	0	12-5	

+ - Overtime

2021 GAME-BY-GAME POSTSEASON STATISTICS (CHIEFS)

DATE	OPPONENT	P/S	TACKLES							INTERCEPTIONS				O. FUMB				ST				MISC		W/L	SCORE		
			TK	S	A	SK	YDS	TFL	YDS	QBH	NO	YDS	LG	TD	PD	FF	FR	TD	YDS	TK	S	A	FF			FR	S
01/16	Steelers	P	0	0	0	0.0	0.0	0	0	0	0	0	0	0	0	0	0	0	0	0	0	0	0	0	0	W	42-21
01/23	Bills	P	1	1	0	0.0	0.0	0	0	0	0	0	0	0	0	0	0	0	0	0	0	0	0	0	0	W	42-36+
01/30	Bengals																									L	24-27+
2021 TOTALS			2-0	1	1	0	0.0	0.0	0	0	0	0	0	0	0	0	0	0	0	0	0	0	0	0	0	2-1	

+ - Overtime





OMAR BAYLESS

WIDE RECEIVER #85
ARKANSAS STATE



2ND YEAR IN THE NFL

1ST YEAR WITH THE CHIEFS

HEIGHT: 6'1"
WEIGHT: 212 LBS
DRAFTED: FA-22
BIRTHDAY: 12/15/96

👁️ Second-year wide receiver enters his first season with the Chiefs in 2022.

👁️ Originally entered the NFL as an undrafted free agent with the Carolina Panthers in 2020.

Transactions:

Signed to Reserve/Future contract with Kansas City (1/11/22) ... Released from the Panthers' practice squad (9/13/21) ... Signed to the Panthers' practice squad (9/1/21) ... Waived by the Panthers' (8/31/21) ... Placed on reserve/injured list (8/26/20) ... Signed as an undrafted free agent with the Carolina Panthers (4/27/20).

COLLEGE

In four years at Arkansas State where he finished as the school's all-time leading receiver, Bayless played in 43 games with 2,764 career receiving yards and 26 receiving touchdowns, ranking sixth and second in Sun Belt history, respectively...Was a third-team AP All-American in 2019 and Sun Belt Player of the Year after ranking second in all of college football with 1,653 receiving yards and third with 17 receiving touchdowns...Posted 93 receptions ranking ninth in the NCAA in 2019...Had 39 catches for 566 yards in his junior season and 31 catches for 428 yards in his sophomore season.

PERSONAL

👁️ Went to Laurel HS in Laurel, Miss.

OMAR BAYLESS' NFL REGULAR SEASON RUSHING/RECEIVING STATISTICS

DATE	TEAM	GP	GS	RECEIVING					RUSHING				
				NO.	YDS.	AVG.	LG	TD	NO.	YDS.	AVG.	LG	TD
2020	Panthers	0	0	0	0	0.0	0	0	0	0	0.0	0	0
2021	Panthers	0	0	0	0	0.0	0	0	0	0	0.0	0	0
NFL TOTALS		0	0	0	0	0.0	0	0	0	0	0.0	0	0

OMAR BAYLESS' NFL POSTSEASON RUSHING/RECEIVING STATISTICS

DATE	TEAM	GP	GS	RECEIVING					RUSHING				
				NO.	YDS.	AVG.	LG	TD	NO.	YDS.	AVG.	LG	TD
2021	Chiefs	0	0	0	0	0.0	0	0	0	0	0.0	0	0
NFL TOTALS		0	0	0	0	0.0	0	0	0	0	0.0	0	0

OMAR BAYLESS' NFL REGULAR SEASON RETURN STATISTICS

DATE	TEAM	KICKOFF RETURNS					PUNT RETURNS					
		RET.	YDS.	AVG.	LG	TD	NO.	FC	YDS.	AVG.	LG	TD
2020	Panthers	0	0	0.0	0	0	0	0	0	0.0	0	0
2021	Panthers	0	0	0.0	0	0	0	0	0	0.0	0	0
NFL TOTALS		0	0	0.0	0	0	0	0	0	0.0	0	0

OMAR BAYLESS' NFL POSTSEASON RETURN STATISTICS

DATE	TEAM	KICKOFF RETURNS					PUNT RETURNS					
		RET.	YDS.	AVG.	LG	TD	NO.	FC	YDS.	AVG.	LG	TD
2021	Chiefs	0	0	0.0	0	0	0	0	0	0.0	0	0
NFL TOTALS		0	0	0.0	0	0	0	0	0	0.0	0	0



2020 GAME-BY-GAME REGULAR-SEASON STATISTICS (PANTHERS)

DATE	OPPONENT	P/S	RECEIVING					RUSHING					W/L	SCORE
			NO.	YDS.	AVG.	LG	TD	NO.	YDS.	AVG.	LG	TD		
09/13	Raiders							RESERVE/INJURED					L	30-34
09/20	at Buccaneers							RESERVE/INJURED					L	17-31
09/27	at Chargers							RESERVE/INJURED					W	21-16
10/04	Cardinals							RESERVE/INJURED					W	31-21
10/11	at Falcons							RESERVE/INJURED					W	23-16
10/18	Bears							RESERVE/INJURED					L	16-23
10/25	at Saints							RESERVE/INJURED					L	24-27
10/29	Falcons							RESERVE/INJURED					L	17-25
11/08	at Chiefs							RESERVE/INJURED					L	31-33
11/15	Buccaneers							RESERVE/INJURED					L	23-46
11/22	Lions							RESERVE/INJURED					W	20-0
11/29	at Vikings							RESERVE/INJURED					L	27-28
12/13	Broncos							RESERVE/INJURED					L	27-32
12/19	at Packers							RESERVE/INJURED					L	16-24
12/27	at Football Team							RESERVE/INJURED					W	20-13
01/03	Saints							RESERVE/INJURED					L	7-33
2020 TOTALS		0-0	0	0	0.0	0	0	0	0	0.0	0	0	5-11	

2021 GAME-BY-GAME REGULAR-SEASON STATISTICS (PANTHERS)

DATE	OPPONENT	P/S	RECEIVING					RUSHING					W/L	SCORE
			NO.	YDS.	AVG.	LG	TD	NO.	YDS.	AVG.	LG	TD		
09/12	Jets							PRACTICE SQUAD					W	19-14
09/19	Saints							NOT ON ROSTER					W	26-7
09/23	at Texans							NOT ON ROSTER					W	24-9
10/03	at Cowboys							NOT ON ROSTER					L	28-36
10/10	Eagles							NOT ON ROSTER					L	18-21
10/17	Vikings							NOT ON ROSTER					L	28-34+
10/24	at Giants							NOT ON ROSTER					L	3-25
10/31	at Falcons							NOT ON ROSTER					W	19-13
11/07	Patriots							NOT ON ROSTER					L	6-24
11/14	at Cardinals							NOT ON ROSTER					W	34-10
11/21	Football Team							NOT ON ROSTER					L	21-27
11/28	at Dolphins							NOT ON ROSTER					L	10-33
12/12	Falcons							NOT ON ROSTER					L	21-29
12/19	at Bills							NOT ON ROSTER					L	14-31
12/26	Buccaneers							NOT ON ROSTER					L	6-32
01/02	at Saints							NOT ON ROSTER					L	10-18
2021 TOTALS		0-0	0	0	0.0	0	0	0	0	0.0	0	0	5-11	

+ - Overtime

2021 GAME-BY-GAME POSTSEASON STATISTICS (CHIEFS)

DATE	OPPONENT	P/S	RECEIVING					RUSHING					W/L	SCORE
			NO.	YDS.	AVG.	LG	TD	NO.	YDS.	AVG.	LG	TD		
01/16	Steelers							RESERVE/FUTURE					W	42-21
01/23	Bills							RESERVE/FUTURE					W	42-36+
01/30	Bengals							RESERVE/FUTURE					L	24-27+
2021 TOTALS		0-0	0	0	0.0	0	0	0	0	0.0	0	0	2-1	

+ - Overtime





BLAKE BELL



TIGHT END #81
OKLAHOMA

8TH YEAR IN THE NFL

3RD YEAR WITH THE CHIEFS

HEIGHT: 6'6"
WEIGHT: 252 LBS
DRAFTED: FA-21
BIRTHDAY: 8/7/91

👁 Eighth-year tight end enters his third season with the Chiefs in 2022.

👁 Originally entered the NFL as the first of three fourth-round draft picks (117th overall) by the San Francisco 49ers in the 2015 NFL Draft.

Transactions:

Signed by Kansas City (3/24/22) ... Signed by Kansas City (3/18/21) ... Signed by the Cowboys (3/25/20) ... Signed by Kansas City (4/2/19) ... Signed by the Jaguars (10/16/18) ... Released by the Vikings (9/1/18) ... Acquired via waivers by the Vikings (9/3/17) ... Released by the 49ers (9/2/17) ... Originally entered the NFL as the first of three fourth-round draft picks (117th overall) by the San Francisco 49ers in the 2015 NFL Draft.

COLLEGE

Played in 43 games (16 starts) for the Oklahoma Sooners ... Started his career at quarterback before moving to tight end as a senior ... Played in 31 games (eight starts) at quarterback and completed 150 of 253 attempts (59.3 pct.) for 1,763 yards, with 12 touchdowns and six interceptions while adding 627 yards and 24 touchdowns on 177 carries ... As a tight end, played in 12 games (eight starts) and registered 16 receptions for 214 yards and four touchdowns ... Earned Oklahoma's Bob Kalsu Award as a senior, which is given annually to a member of the team who personifies Kalsu's spirit of leadership, serving as a motivator and role model for his teammates ... Also earned second-team Academic All-Big 12 honors ... As a sophomore, named first-team Academic All-Big 12 ... As a freshman, rushed for 171 yards and 13 touchdowns on 44 carries ... His 13 touchdowns broke the school record for rushing touchdowns by a freshman quarterback ... He sat out his first year on campus as a redshirt in 2010.

PERSONAL

👁 Attended Bishop Carroll (Wichita, Kan.) High School where he threw for 2,752 yards and 32 touchdowns while rushing for 839 yards as a senior.

👁 As a junior, threw for 3,240 yards and 27 touchdowns.

👁 His father, Mark, played TE/DE in the NFL from 1979-84 for the Seattle Seahawks, Baltimore Colts and Indianapolis Colts.

👁 His uncle, Mike, played DE for the Kansas City Chiefs from 1979-91.

👁 Hometown: Wichita, Kan.

BLAKE BELL'S NFL REGULAR SEASON RUSHING/RECEIVING STATISTICS

DATE	TEAM	GP	GS	RECEIVING					RUSHING				
				NO.	YDS.	AVG.	LG	TD	NO.	YDS.	AVG.	LG	TD
2015	49ers	14	5	15	186	12.4	48	0	0	0	0.0	0	0
2016	49ers	13	0	4	85	21.3	45	0	0	0	0.0	0	0
2017	Vikings	13	3	3	19	6.3	12	0	0	0	0.0	0	0
2018	Vikings	0	0	0	0	0.0	0	0	0	0	0.0	0	0
Went from Minnesota to Jacksonville .													
2018	Jaguars	10	4	8	67	8.4	16	0	0	0	0.0	0	0
2018	TOTAL	10	4	8	67	8.4	16	0	0	0	0.0	0	0
2019	Chiefs	15	7	8	67	8.4	30	0	0	0	0.0	0	0
2020	Cowboys	16	2	11	110	10.0	24	0	1	2	2.0	2	0
2021	Chiefs	16	5	9	87	9.7	24	0	4	10	2.5	3	0
NFL TOTALS		97	26	58	621	10.7	48	0	5	12	2.4	3	0



BLAKE BELL'S NFL POSTSEASON RUSHING/RECEIVING STATISTICS

DATE	TEAM	GP	GS	RECEIVING					RUSHING				
				NO.	YDS.	AVG.	LG	TD	NO.	YDS.	AVG.	LG	TD
2017	Vikings	0	0	0	0	0.0	0	0	0	0	0.0	0	0
2019	Chiefs	3	0	3	24	8.0	9	1	0	0	0.0	0	0
2021	Chiefs	3	1	1	3	3.0	3	0	0	0	0.0	0	0
NFL TOTALS		6	1	4	27	6.8	9	1	0	0	0.0	0	0

BLAKE BELL'S NFL REGULAR SEASON RETURN STATISTICS

DATE	TEAM	KICKOFF RETURNS					PUNT RETURNS					
		RET.	YDS.	AVG.	LG	TD	NO.	FC	YDS.	AVG.	LG	TD
2015	49ers	0	0	0.0	0	0	0	0	0	0.0	0	0
2016	49ers	0	0	0.0	0	0	0	0	0	0.0	0	0
2017	Vikings	0	0	0.0	0	0	0	0	0	0.0	0	0
2018	Vikings	0	0	0.0	0	0	0	0	0	0.0	0	0
Went from Minnesota to Jacksonville .												
2018	Jaguars	1	9	9.0	9	0	0	0	0	0.0	0	0
2018	TOTAL	1	9	9.0	9	0	0	0	0	0.0	0	0
2019	Chiefs	0	0	0.0	0	0	0	0	0	0.0	0	0
2020	Cowboys	0	0	0.0	0	0	0	0	0	0.0	0	0
2021	Chiefs	0	0	0.0	0	0	0	0	0	0.0	0	0
NFL TOTALS		1	9	9.0	9	0	0	0	0	0.0	0	0

BLAKE BELL'S NFL POSTSEASON RETURN STATISTICS

DATE	TEAM	KICKOFF RETURNS					PUNT RETURNS					
		RET.	YDS.	AVG.	LG	TD	NO.	FC	YDS.	AVG.	LG	TD
2017	Vikings	0	0	0.0	0	0	0	0	0	0.0	0	0
2019	Chiefs	0	0	0.0	0	0	0	0	0	0.0	0	0
2021	Chiefs	0	0	0.0	0	0	0	0	0	0.0	0	0
NFL TOTALS		0	0	0.0	0	0	0	0	0	0.0	0	0

SINGLE-GAME HIGHS: RUSHING/RECEIVING

Rush Attempts	<ul style="list-style-type: none"> 1 at Cincinnati, Jan 02, 2022 1 at L.A. Chargers, Dec 16, 2021 1 at Las Vegas, Nov 14, 2021 ...2 more at 1. 	Longest Receptions	<ul style="list-style-type: none"> 48 vs. Arizona, Nov 29, 2015 45 at Atlanta, Dec 18, 2016 30 vs. Denver, Dec 15, 2019 30 vs. N.Y. Jets, Dec 11, 2016 27 vs. Cincinnati, Dec 20, 2015
Rushing Yards	<ul style="list-style-type: none"> 3 at L.A. Chargers, Dec 16, 2021 3 at Las Vegas, Nov 14, 2021 2 at Cincinnati, Jan 02, 2022 2 vs. Cleveland, Sep 12, 2021 ...1 more at 2. 	All-Purpose Yards	<ul style="list-style-type: none"> 67 vs. Arizona, Nov 29, 2015 49 at Cleveland, Dec 13, 2015 45 at Atlanta, Dec 18, 2016 43 vs. Cincinnati, Dec 20, 2015 41 vs. Denver, Dec 15, 2019
Longest Runs	<ul style="list-style-type: none"> 3 at L.A. Chargers, Dec 16, 2021 3 at Las Vegas, Nov 14, 2021 2 at Cincinnati, Jan 02, 2022 2 vs. Cleveland, Sep 12, 2021 ...1 more at 2. 	Kickoff Returns	<ul style="list-style-type: none"> 1 vs. Pittsburgh, Nov 18, 2018
Receptions	<ul style="list-style-type: none"> 4 vs. Cincinnati, Dec 20, 2015 3 at Cincinnati, Jan 02, 2022 3 at Cleveland, Dec 13, 2015 3 vs. Arizona, Nov 29, 2015 2 vs. Cleveland, Oct 04, 2020 ...6 more at 2. 	Kickoff Return Yards	<ul style="list-style-type: none"> 9 vs. Pittsburgh, Nov 18, 2018
Receiving Yards	<ul style="list-style-type: none"> 67 vs. Arizona, Nov 29, 2015 49 at Cleveland, Dec 13, 2015 45 at Atlanta, Dec 18, 2016 43 vs. Cincinnati, Dec 20, 2015 41 vs. Denver, Dec 15, 2019 	Longest Kickoff Return	<ul style="list-style-type: none"> 9 vs. Pittsburgh, Nov 18, 2018
Receiving Average	<ul style="list-style-type: none"> 22.3 vs. Arizona, Nov 29, 2015 16.3 at Cleveland, Dec 13, 2015 11.7 at Cincinnati, Jan 02, 2022 10.8 vs. Cincinnati, Dec 20, 2015 	Special Teams Tackles	<ul style="list-style-type: none"> 2 at Miami, Nov 27, 2016 2 vs. New England, Nov 20, 2016 1 at New England, Dec 08, 2019 1 at Detroit, Sep 29, 2019 ...3 more at 1.



SINGLE-GAME HIGHS - POSTSEASON: RECEIVING

Receptions

2 vs. Houston, Jan 12, 2020
1 vs. Pittsburgh, Jan 16, 2022
1 vs. San Francisco, Feb 02, 2020

Receiving TDs

1 vs. Houston, Jan 12, 2020

Receiving Yards

15 vs. Houston, Jan 12, 2020
9 vs. San Francisco, Feb 02, 2020
3 vs. Pittsburgh, Jan 16, 2022

All-Purpose Yards

15 vs. Houston, Jan 12, 2020
9 vs. San Francisco, Feb 02, 2020
3 vs. Pittsburgh, Jan 16, 2022

Most TDs

1 vs. Houston, Jan 12, 2020

Longest Receptions

9 vs. San Francisco, Feb 02, 2020
8t vs. Houston, Jan 12, 2020
7 vs. Houston, Jan 12, 2020
3 vs. Pittsburgh, Jan 16, 2022

2015 GAME-BY-GAME REGULAR-SEASON STATISTICS (49ERS)

DATE	OPPONENT	P/S	RECEIVING					RUSHING					W/L	SCORE
			NO.	YDS.	AVG.	LG	TD	NO.	YDS.	AVG.	LG	TD		
09/14	Vikings	P	0	0	0.0	0	0	0	0	0.0	0	0	W	20-3
09/20	at Steelers	P	1	11	11.0	11	0	0	0	0.0	0	0	L	18-43
09/27	at Cardinals	P	1	0	0.0	0	0	0	0	0.0	0	0	L	7-47
10/04	Packers	P	0	0	0.0	0	0	0	0	0.0	0	0	L	3-17
10/11	at Giants	S	1	6	6.0	6	0	0	0	0.0	0	0	L	27-30
10/18	Ravens	P	0	0	0.0	0	0	0	0	0.0	0	0	W	25-20
10/22	Seahawks						INACTIVE						L	3-20
11/01	at Rams						INACTIVE						L	6-27
11/08	Falcons	P	0	0	0.0	0	0	0	0	0.0	0	0	W	17-16
11/22	at Seahawks	P	0	0	0.0	0	0	0	0	0.0	0	0	L	13-29
11/29	Cardinals	P	3	67	22.3	48	0	0	0	0.0	0	0	L	13-19
12/06	at Bears	S	1	5	5.0	5	0	0	0	0.0	0	0	W	26-20+
12/13	at Browns	S	3	49	16.3	24	0	0	0	0.0	0	0	L	10-24
12/20	Bengals	P	4	43	10.8	27	0	0	0	0.0	0	0	L	14-24
12/27	at Lions	S	0	0	0.0	0	0	0	0	0.0	0	0	L	17-32
01/03	Rams	S	1	5	5.0	5	0	0	0	0.0	0	0	W	19-16+
2015 TOTALS		14-5	15	186	12.4	48	0	0	0	0.0	0	0	5-11	

+ - Overtime

2016 GAME-BY-GAME REGULAR-SEASON STATISTICS (49ERS)

DATE	OPPONENT	P/S	RECEIVING					RUSHING					W/L	SCORE
			NO.	YDS.	AVG.	LG	TD	NO.	YDS.	AVG.	LG	TD		
09/12	Rams	P	0	0	0.0	0	0	0	0	0.0	0	0	W	28-0
09/18	at Panthers	P	1	6	6.0	6	0	0	0	0.0	0	0	L	27-46
09/25	at Seahawks	P	0	0	0.0	0	0	0	0	0.0	0	0	L	18-37
10/02	Cowboys	P	0	0	0.0	0	0	0	0	0.0	0	0	L	17-24
10/06	Cardinals	P	1	4	4.0	4	0	0	0	0.0	0	0	L	21-33
10/16	at Bills						INACTIVE						L	16-45
10/23	Buccaneers	P	0	0	0.0	0	0	0	0	0.0	0	0	L	17-34
11/06	Saints	P	0	0	0.0	0	0	0	0	0.0	0	0	L	23-41
11/13	at Cardinals	P	0	0	0.0	0	0	0	0	0.0	0	0	L	20-23
11/20	Patriots	P	0	0	0.0	0	0	0	0	0.0	0	0	L	17-30
11/27	at Dolphins	P	0	0	0.0	0	0	0	0	0.0	0	0	L	24-31
12/04	at Bears	P	0	0	0.0	0	0	0	0	0.0	0	0	L	6-26
12/11	Jets	P	1	30	30.0	30	0	0	0	0.0	0	0	L	17-23+
12/18	at Falcons	P	1	45	45.0	45	0	0	0	0.0	0	0	L	13-41
12/24	at Rams						RESERVE/INJURED						W	22-21
01/01	Seahawks						RESERVE/INJURED						L	23-25
2016 TOTALS		13-0	4	85	21.3	45	0	0	0	0.0	0	0	2-14	

+ - Overtime



2017 GAME-BY-GAME REGULAR-SEASON STATISTICS (VIKINGS)

DATE	OPPONENT	P/S	RECEIVING					RUSHING					W/L	SCORE
			NO.	YDS.	AVG.	LG	TD	NO.	YDS.	AVG.	LG	TD		
09/11	Saints	P	0	0	0.0	0	0	0	0	0.0	0	0	W	29-19
09/17	at Steelers	P	0	0	0.0	0	0	0	0	0.0	0	0	L	9-26
09/24	Buccaneers	P	0	0	0.0	0	0	0	0	0.0	0	0	W	34-17
10/01	Lions	S	1	12	12.0	12	0	0	0	0.0	0	0	L	7-14
10/09	at Bears	P	0	0	0.0	0	0	0	0	0.0	0	0	W	20-17
10/15	Packers	P	0	0	0.0	0	0	0	0	0.0	0	0	W	23-10
10/22	Ravens	S	0	0	0.0	0	0	0	0	0.0	0	0	W	24-16
10/29	at Browns	P	0	0	0.0	0	0	0	0	0.0	0	0	W	33-16
11/12	at Redskins	P	0	0	0.0	0	0	0	0	0.0	0	0	W	38-30
11/19	Rams	P	0	0	0.0	0	0	0	0	0.0	0	0	W	24-7
11/23	at Lions	P	0	0	0.0	0	0	0	0	0.0	0	0	W	30-23
12/03	at Falcons	P	0	0	0.0	0	0	0	0	0.0	0	0	W	14-9
12/10	at Panthers	S	2	7	3.5	6	0	0	0	0.0	0	0	L	24-31
12/17	Bengals												W	34-7
12/23	at Packers												W	16-0
12/31	Bears												W	23-10
2017 TOTALS		13-3	3	19	6.3	12	0	0	0	0.0	0	0	13-3	

2018 GAME-BY-GAME REGULAR-SEASON STATISTICS (VIKINGS/JAGUARS)

DATE	OPPONENT	P/S	RECEIVING					RUSHING					W/L/T	SCORE
			NO.	YDS.	AVG.	LG	TD	NO.	YDS.	AVG.	LG	TD		
09/09	49ers												W	24-16
09/16	at Packers												T	29-29
09/23	Bills												L	6-27
09/27	at Rams												L	31-38
10/07	at Eagles												W	23-21
10/14	Cardinals												W	27-17
Went from Vikings to Jaguars.														
10/21	Texans	P	0	0	0.0	0	0	0	0	0.0	0	0	L	7-20
10/28	Eagles	P	1	13	13.0	13	0	0	0	0.0	0	0	L	18-24
11/11	at Colts	P	2	27	13.5	16	0	0	0	0.0	0	0	L	26-29
11/18	Steelers	S	0	0	0.0	0	0	0	0	0.0	0	0	L	16-20
11/25	at Bills	S	1	5	5.0	5	0	0	0	0.0	0	0	L	21-24
12/02	Colts	P	0	0	0.0	0	0	0	0	0.0	0	0	W	6-0
12/06	at Titans	P	2	16	8.0	9	0	0	0	0.0	0	0	L	9-30
12/16	Redskins	S	1	6	6.0	6	0	0	0	0.0	0	0	L	13-16
12/23	at Dolphins	P	0	0	0.0	0	0	0	0	0.0	0	0	W	17-7
12/30	at Texans	S	1	0	0.0	0	0	0	0	0.0	0	0	L	3-20
2018 TOTALS		10-4	8	67	8.4	16	0	0	0	0.0	0	0	5-10-1	

2019 GAME-BY-GAME REGULAR-SEASON STATISTICS (CHIEFS)

DATE	OPPONENT	P/S	RECEIVING					RUSHING					W/L	SCORE
			NO.	YDS.	AVG.	LG	TD	NO.	YDS.	AVG.	LG	TD		
09/08	at Jaguars	P	1	7	7.0	7	0	0	0	0.0	0	0	W	40-26
09/15	at Raiders	S	0	0	0.0	0	0	0	0	0.0	0	0	W	28-10
09/22	Ravens	S	1	1	1.0	1	0	0	0	0.0	0	0	W	33-28
09/29	at Lions	P	0	0	0.0	0	0	0	0	0.0	0	0	W	34-30
10/06	Colts	S	0	0	0.0	0	0	0	0	0.0	0	0	L	13-19
10/13	Texans	S	0	0	0.0	0	0	0	0	0.0	0	0	L	24-31
10/17	at Broncos	S	0	0	0.0	0	0	0	0	0.0	0	0	W	30-6
10/27	Packers	P	0	0	0.0	0	0	0	0	0.0	0	0	L	24-31
11/03	Vikings	S	1	2	2.0	2	0	0	0	0.0	0	0	W	26-23
11/10	at Titans	P	0	0	0.0	0	0	0	0	0.0	0	0	L	32-35
11/18	at Chargers												W	24-17
12/01	Raiders	P	0	0	0.0	0	0	0	0	0.0	0	0	W	40-9
12/08	at Patriots	P	0	0	0.0	0	0	0	0	0.0	0	0	W	23-16
12/15	Broncos	P	2	41	20.5	30	0	0	0	0.0	0	0	W	23-3
12/22	at Bears	S	2	15	7.5	10	0	0	0	0.0	0	0	W	26-3
12/29	Chargers	P	1	1	1.0	1	0	0	0	0.0	0	0	W	31-21
2019 TOTALS		15-7	8	67	8.4	30	0	0	0	0.0	0	0	12-4	

2020 GAME-BY-GAME REGULAR-SEASON STATISTICS (COWBOYS)

DATE	OPPONENT	P/S	RECEIVING					RUSHING					W/L	SCORE
			NO.	YDS.	AVG.	LG	TD	NO.	YDS.	AVG.	LG	TD		
09/13	at Rams	P	0	0	0.0	0	0	0	0	0.0	0	0	L	17-20
09/20	Falcons	P	2	34	17.0	24	0	0	0	0.0	0	0	W	40-39
09/27	at Seahawks	P	0	0	0.0	0	0	0	0	0.0	0	0	L	31-38
10/04	Browns	P	2	24	12.0	12	0	0	0	0.0	0	0	L	38-49
10/11	Giants	P	1	13	13.0	13	0	0	0	0.0	0	0	W	37-34
10/19	Cardinals	P	0	0	0.0	0	0	0	0	0.0	0	0	L	10-38
10/25	at Football Team	S	0	0	0.0	0	0	0	0	0.0	0	0	L	3-25
11/01	at Eagles	S	0	0	0.0	0	0	0	0	0.0	0	0	L	9-23
11/08	Steelers	P	1	-4	-4.0	-4	0	0	0	0.0	0	0	L	19-24
11/22	at Vikings	P	1	13	13.0	13	0	0	0	0.0	0	0	W	31-28
11/26	Football Team	P	0	0	0.0	0	0	0	0	0.0	0	0	L	16-41
12/08	at Ravens	P	1	2	2.0	2	0	0	0	0.0	0	0	L	17-34
12/13	at Bengals	P	1	11	11.0	11	0	0	0	0.0	0	0	W	30-7
12/20	49ers	P	1	10	10.0	10	0	1	2	2.0	2	0	W	41-33
12/27	Eagles	P	1	7	7.0	7	0	0	0	0.0	0	0	W	37-17
01/03	at Giants	P	0	0	0.0	0	0	0	0	0.0	0	0	L	19-23
2020 TOTALS		16-2	11	110	10.0	24	0	1	2	2.0	2	0	6-10	

2021 GAME-BY-GAME REGULAR-SEASON STATISTICS (CHIEFS)

DATE	OPPONENT	P/S	RECEIVING					RUSHING					W/L	SCORE
			NO.	YDS.	AVG.	LG	TD	NO.	YDS.	AVG.	LG	TD		
09/12	Browns	P	1	3	3.0	3	0	1	2	2.0	2	0	W	33-29
09/19	at Ravens	P	1	20	20.0	20	0	0	0	0.0	0	0	L	35-36
09/26	Chargers	P	1	6	6.0	6	0	0	0	0.0	0	0	L	24-30
10/03	at Eagles	P	0	0	0.0	0	0	0	0	0.0	0	0	W	42-30
10/10	Bills	P	1	4	4.0	4	0	0	0	0.0	0	0	L	20-38
10/17	at Football Team												W	31-13
10/24	at Titans	P	0	0	0.0	0	0	0	0	0.0	0	0	L	3-27
11/01	Giants	P	0	0	0.0	0	0	0	0	0.0	0	0	W	20-17
11/07	Packers	P	0	0	0.0	0	0	0	0	0.0	0	0	W	13-7
11/14	at Raiders	S	0	0	0.0	0	0	1	3	3.0	3	0	W	41-14
11/21	Cowboys	S	1	8	8.0	8	0	0	0	0.0	0	0	W	19-9
12/05	Broncos	S	0	0	0.0	0	0	0	0	0.0	0	0	W	22-9
12/12	Raiders	S	0	0	0.0	0	0	0	0	0.0	0	0	W	48-9
12/16	at Chargers	P	0	0	0.0	0	0	1	3	3.0	3	0	W	34-28+
12/26	Steelers	P	1	11	11.0	11	0	0	0	0.0	0	0	W	36-10
01/02	at Bengals	S	3	35	11.7	24	0	1	2	2.0	2	0	L	31-34
01/08	at Broncos	P	0	0	0.0	0	0	0	0	0.0	0	0	W	28-24
2021 TOTALS		16-5	9	87	9.7	24	0	4	10	2.5	3	0	12-5	

+ - Overtime

2017 GAME-BY-GAME POSTSEASON STATISTICS (VIKINGS)

DATE	OPPONENT	P/S	RECEIVING					RUSHING					W/L	SCORE
			NO.	YDS.	AVG.	LG	TD	NO.	YDS.	AVG.	LG	TD		
01/14	Saints												W	29-24
01/21	at Eagles												L	7-38
2017 TOTALS		0-0	0	0	0.0	0	0	0	0	0.0	0	0	1-1	

2019 GAME-BY-GAME POSTSEASON STATISTICS (CHIEFS)

DATE	OPPONENT	P/S	RECEIVING					RUSHING					W/L	SCORE
			NO.	YDS.	AVG.	LG	TD	NO.	YDS.	AVG.	LG	TD		
01/12	Texans	P	2	15	7.5	8t	1	0	0	0.0	0	0	W	51-31
01/19	Titans	P	0	0	0.0	0	0	0	0	0.0	0	0	W	35-24
02/02	49ers	P	1	9	9.0	9	0	0	0	0.0	0	0	W	31-20
2019 TOTALS		3-0	3	24	8.0	9	1	0	0	0.0	0	0	3-0	

2021 GAME-BY-GAME POSTSEASON STATISTICS (CHIEFS)

DATE	OPPONENT	P/S	RECEIVING					RUSHING					W/L	SCORE
			NO.	YDS.	AVG.	LG	TD	NO.	YDS.	AVG.	LG	TD		
01/16	Steelers	P	1	3	3.0	3	0	0	0	0.0	0	0	W	42-21
01/23	Bills	S	0	0	0.0	0	0	0	0	0.0	0	0	W	42-36+
01/30	Bengals	P	0	0	0.0	0	0	0	0	0.0	0	0	L	24-27+
2021 TOTALS		3-1	1	3	3.0	3	0	0	0	0.0	0	0	2-1	

+ - Overtime



NICK BOLTON

LINEBACKER #32
MISSOURI



2ND YEAR IN THE NFL

2ND YEAR WITH THE CHIEFS

HEIGHT: 5'11"
WEIGHT: 237 LBS
DRAFTED: D2A-21
BIRTHDAY: 3/10/00

- Second-year linebacker enters his second NFL season with the Chiefs in 2022.
- Originally entered the NFL as a second-round pick (58th overall) by the Kansas City Chiefs in the 2021 NFL Draft.

Career Highlights:

- Against the Denver Broncos (1/8/21), Bolton scooped up a fumble and returned it 86 yards for a touchdown. The fumble return ties for the fourth-longest fumble return for a touchdown in franchise history. It marks Bolton's first-career fumble recovery and his first career defensive touchdown.
- Led the team with 112 total tackles (70 solo, 42 assisted) and 11 tackles for loss in 2021.

- Moved into fifth place for most tackles in a season (112) by a rookie player in franchise history, passing S Greg Wesley (101, 2000).

Honors:

- 2021 Mack Lee Hill Award winner.
- 2021 PFWA All-Rookie Team.
- October 2021 Defensive Rookie of the Month.

Transactions:

Originally entered the NFL as a second-round pick (58th overall) by the Kansas City Chiefs in the 2021 NFL Draft.

COLLEGE

Appeared in 35 games at Mizzou over three seasons (2018-20) ... Totaled 224 tackles (149 solo), 16.0 tackles for loss, 4.0 sacks, two interceptions, 15 passes defended and one fumble recovery ... Was a two-time first-team ALL-SEC and second and third-team All-American ... Led Missouri in tackles in each of his last two seasons - racking up 202 total tackles since 2019 while averaging more than nine tackles-per-game ... During his final season at Mizzou, a ten-game season due to COVID-19, he tallied 95 tackles (63 solo), 7.5 tackles for loss, 2.0 sacks, five passes defended and his first-career fumble recovery ... In 2019, his 107 tackles were the SEC's top-mark during the regular season and only LSU's Jacob Phillips, who played in 15 games vs. Bolton's 12, finished ahead of Bolton on the SEC tackle chart (113 in 15 games) ... His 8.92 tackles per game were far-and-away the best mark in the league, beating Arkansas De'Jon Harris (8.42 per game) ... His 74 solo tackles were 15 more than any other defender in the SEC and ranked 31st nationally in tackles per game while his 74 solo tackles were fifth nationally.

PERSONAL

- Was a proven leader at Frisco Lone Star, earning District MVP honors twice.
- As a senior, he was named District 13-5A Defensive MVP for the second consecutive season after totaling 130 tackles, with 16 tackles for loss and five interceptions.
- Named 2016 District 13-5A Defensive MVP after totaling 111 tackles, seven tackles for loss, three forced fumbles and one interception.
- In 2015, he totaled 81 tackles with three interceptions and 4.0 sacks.
- Named the No. 5 linebacker in the Dallas-Fort Worth area by the Dallas Morning News.
- Morning News First-Team All-State at linebacker.
- Guided Frisco Lone Star to a 12-2 record with an appearance in the regional final as a senior.
- Hometown: Frisco, Texas.

NICK BOLTON'S NFL REGULAR SEASON DEFENSIVE STATISTICS

DATE	TEAM	GP	GS	TACKLES							INTERCEPTIONS					O. FUMB				ST				MISC			
				TK	S	A	TFL	YDS	SK	YDS	QBH	NO	YDS	LG	TD	PD	FF	FR	TD	YDS	TK	S	A	FF	FR	S	A
2021	Chiefs	16	12	112	70	42	11	11	0.0	0.0	3	0	0	0	0	3	0	1	1	86	0	0	0	0	0	0	0
NFL TOTALS		16	12	112	70	42	11	11	0.0	0.0	3	0	0	0	0	3	0	1	1	86	0	0	0	0	0	0	0



NICK BOLTON'S NFL POSTSEASON DEFENSIVE STATISTICS

DATE	TEAM	GP	GS	TACKLES						INTERCEPTIONS					O. FUMB				ST				MISC				
				TK	S	A	TFL	YDS	SK	YDS	QBH	NO	YDS	LG	TD	PD	FF	FR	TD	YDS	TK	S	A	FF	FR	S	A
2021	Chiefs	3	2	18	10	8	1	0	0.0	0.0	0	0	0	0	0	0	0	0	0	0	0	1	1	0	0	0	0
NFL TOTALS		3	2	18	10	8	1	0	0.0	0.0	0	0	0	0	0	0	0	0	0	0	0	1	1	0	0	0	0

SINGLE-GAME HIGHS: DEFENSIVE

Total Tackles	15 at Tennessee, Oct 24, 2021 14 at L.A. Chargers, Dec 16, 2021 11 vs. N.Y. Giants, Nov 01, 2021 9 at Washington, Oct 17, 2021 9 at Baltimore, Sep 19, 2021	Fumble Recoveries Tackles For Loss	1 at Denver, Jan 08, 2022 4 at Tennessee, Oct 24, 2021 2 vs. Buffalo, Oct 10, 2021 1 vs. Dallas, Nov 21, 2021 1 at Las Vegas, Nov 14, 2021 1 at Washington, Oct 17, 2021 ...2 more at 1.
Solo Tackles	10 at L.A. Chargers, Dec 16, 2021 9 at Tennessee, Oct 24, 2021 8 at Baltimore, Sep 19, 2021 7 at Washington, Oct 17, 2021 6 vs. Buffalo, Oct 10, 2021	Longest Opponent's Fumble Return	86 at Denver, Jan 08, 2022
Passes Defensed	3 at L.A. Chargers, Dec 16, 2021		

SINGLE-GAME HIGHS - POSTSEASON: DEFENSIVE

Total Tackles	8 vs. Buffalo, Jan 23, 2022 7 vs. Pittsburgh, Jan 16, 2022 3 vs. Cincinnati, Jan 30, 2022	Tackles For Loss Special Teams Tackles	1 vs. Buffalo, Jan 23, 2022 1 vs. Pittsburgh, Jan 16, 2022
Solo Tackles	5 vs. Pittsburgh, Jan 16, 2022 3 vs. Buffalo, Jan 23, 2022 2 vs. Cincinnati, Jan 30, 2022		

2021 GAME-BY-GAME REGULAR-SEASON STATISTICS (CHIEFS)

DATE	OPPONENT	P/S	TACKLES						INTERCEPTIONS					O. FUMB				ST				MISC		W/L	SCORE					
			TK	S	A	SK	YDS	TFL	YDS	QBH	NO	YDS	LG	TD	PD	FF	FR	TD	YDS	TK	S	A	FF			FR	S	A		
09/12	Browns	S	7	4	3	0.0	0.0	1	1	0	0	0	0	0	0	0	0	0	0	0	0	0	0	0	0	W	33-29			
09/19	at Ravens	S	9	8	1	0.0	0.0	1	0	0	0	0	0	0	0	0	0	0	0	0	0	0	0	0	0	L	35-36			
09/26	Chargers	S	7	3	4	0.0	0.0	0	0	0	0	0	0	0	0	0	0	0	0	0	0	0	0	0	0	L	24-30			
10/03	at Eagles	S	2	2	0	0.0	0.0	0	0	0	0	0	0	0	0	0	0	0	0	0	0	0	0	0	W	42-30				
10/10	Bills	S	6	6	0	0.0	0.0	2	1	0	0	0	0	0	0	0	0	0	0	0	0	0	0	0	0	L	20-38			
10/17	at Football Team	S	9	7	2	0.0	0.0	1	4	0	0	0	0	0	0	0	0	0	0	0	0	0	0	0	W	31-13				
10/24	at Titans	S	15	9	6	0.0	0.0	4	5	0	0	0	0	0	0	0	0	0	0	0	0	0	0	0	0	L	3-27			
11/01	Giants	S	11	4	7	0.0	0.0	0	0	1	0	0	0	0	0	0	0	0	0	0	0	0	0	0	0	W	20-17			
11/07	Packers	S	5	1	4	0.0	0.0	0	0	0	0	0	0	0	0	0	0	0	0	0	0	0	0	0	0	W	13-7			
11/14	at Raiders	S	4	3	1	0.0	0.0	1	0	0	0	0	0	0	0	0	0	0	0	0	0	0	0	0	0	W	41-14			
11/21	Cowboys	P	4	3	1	0.0	0.0	1	0	1	0	0	0	0	0	0	0	0	0	0	0	0	0	0	0	W	19-9			
12/05	Broncos	P	3	1	2	0.0	0.0	0	0	0	0	0	0	0	0	0	0	0	0	0	0	0	0	0	0	W	22-9			
12/12	Raiders	P	6	3	3	0.0	0.0	0	0	0	0	0	0	0	0	0	0	0	0	0	0	0	0	0	0	W	48-9			
12/16	at Chargers	S	14	10	4	0.0	0.0	0	0	1	0	0	0	0	3	0	0	0	0	0	0	0	0	0	0	W	34-28+			
12/26	Steelers		RESERVE/COVID-19																			W	36-10							
01/02	at Bengals	P	4	2	2	0.0	0.0	0	0	0	0	0	0	0	0	0	0	0	0	0	0	0	0	0	0	L	31-34			
01/08	at Broncos	S	6	4	2	0.0	0.0	0	0	0	0	0	0	0	0	0	1	1	86	0	0	0	0	0	0	W	28-24			
2021 TOTALS		16-12	112	70	42	0.0	0.0	11	11	3	0	0	0	0	3	0	1	1	86	0	0	0	0	0	0	0	0	0	0	12-5

+ - Overtime

2021 GAME-BY-GAME POSTSEASON STATISTICS (CHIEFS)

DATE	OPPONENT	P/S	TACKLES						INTERCEPTIONS					O. FUMB				ST				MISC		W/L	SCORE					
			TK	S	A	SK	YDS	TFL	YDS	QBH	NO	YDS	LG	TD	PD	FF	FR	TD	YDS	TK	S	A	FF			FR	S	A		
01/16	Steelers	P	7	5	2	0.0	0.0	0	0	0	0	0	0	0	0	0	0	0	0	0	1	1	0	0	0	0	0	W	42-21	
01/23	Bills	S	8	3	5	0.0	0.0	1	0	0	0	0	0	0	0	0	0	0	0	0	0	0	0	0	0	0	W	42-36+		
01/30	Bengals	S	3	2	1	0.0	0.0	0	0	0	0	0	0	0	0	0	0	0	0	0	0	0	0	0	0	0	L	24-27+		
2021 TOTALS		3-2	18	10	8	0.0	0.0	1	0	0	0	0	0	0	0	0	0	0	0	0	1	1	0	0	0	0	0	0	0	2-1

+ - Overtime





DICAPRIO BOOTLE

DEFENSIVE BACK #2
NEBRASKA



1ST YEAR IN
THE NFL

1ST YEAR WITH
THE CHIEFS

HEIGHT: 5'10"
WEIGHT: 180 LBS
DRAFTED: CFA-21
BIRTHDAY: 9/17/97

- 👁️ First-year cornerback enters his first season with the Chiefs in 2022.
- 👁️ Originally entered the NFL as an undrafted free agent with the Kansas City Chiefs in 2021.

Transactions:

Signed to Future/Reserve with Kansas City (2/1/22) ... Originally entered the NFL as an undrafted free agent with Kansas City in 2021.

COLLEGE

Finished his career at Nebraska (2016-20) tallying 32 consecutive starts ... As a senior in 2020, finished with 25 tackles, a half tackle for loss, five pass breakups and one interception ... He was named an honorable-mention All-Big Ten selection by the media in 2019 and 2020 ... Totaled 26 pass breakups in his career, a total which ranked ninth in Nebraska history upon the completion of the 2020 season ... Was the Nebraska Defensive Back of the Year in 2018 and 2019.

PERSONAL

- 👁️ Was a standout at Southridge High School.
- 👁️ As a senior in 2015, helped Southridge to an 8-5 record and a trip to the second round of the Florida Class 8A playoffs.
- 👁️ Totaled 64 tackles and two interceptions from his cornerback position, while also causing three fumbles and recovering two others.
- 👁️ Also a standout at Killian High School in 2014, helping the team to a 14-1 record and a trip to the state semifinals.
- 👁️ Was also a track standout and posted top times of 10.64 in the 100 meters and 21.36 in the 200
- 👁️ He finished third in the 200 at the state track meet.
- 👁️ Hometown: Miami, Fla.

DICAPRIO BOOTLE'S NFL REGULAR SEASON DEFENSIVE STATISTICS

DATE	TEAM	GP	GS	TACKLES							INTERCEPTIONS					O. FUMB				ST			MISC				
				TK	S	A	TFL	YDS	SK	YDS	QBH	NO	YDS	LG	TD	PD	FF	FR	TD	YDS	TK	S	A	FF	FR	S	A
2021	Chiefs	3	0	7	5	2	0	0	0.0	0.0	0	0	0	0	0	0	0	0	0	0	0	0	0	0	0	0	0
NFL TOTALS		3	0	7	5	2	0	0	0.0	0.0	0	0	0	0	0	0	0	0	0	0	0	0	0	0	0	0	0

DICAPRIO BOOTLE'S NFL POSTSEASON DEFENSIVE STATISTICS

DATE	TEAM	GP	GS	TACKLES							INTERCEPTIONS					O. FUMB				ST			MISC				
				TK	S	A	TFL	YDS	SK	YDS	QBH	NO	YDS	LG	TD	PD	FF	FR	TD	YDS	TK	S	A	FF	FR	S	A
2021	Chiefs	0	0	0	0	0	0	0	0.0	0.0	0	0	0	0	0	0	0	0	0	0	0	0	0	0	0	0	0
NFL TOTALS		0	0	0	0	0	0	0	0.0	0.0	0	0	0	0	0	0	0	0	0	0	0	0	0	0	0	0	0

SINGLE-GAME HIGHS: DEFENSIVE

Total Tackles
Solo Tackles

7 vs. Pittsburgh, Dec 26, 2021
5 vs. Pittsburgh, Dec 26, 2021

Special Teams Tackles

1 at Philadelphia, Oct 03, 2021



2021 GAME-BY-GAME REGULAR-SEASON STATISTICS (CHIEFS)

DATE	OPPONENT	P/S	TACKLES							INTERCEPTIONS					O. FUMB				ST				MISC		W/L	SCORE	
			TK	S	A	SK	YDS	TFL	YDS	QBH	NO	YDS	LG	TD	PD	FF	FR	TD	YDS	TK	S	A	FF	FR			S
09/12	Browns																									W	33-29
09/19	at Ravens																									L	35-36
09/26	Chargers																									L	24-30
10/03	at Eagles	P	0	0	0	0.0	0.0	0	0	0	0	0	0	0	0	0	0	0	1	1	0	0	0	0	0	W	42-30
10/10	Bills																									L	20-38
10/17	at Football Team																									W	31-13
10/24	at Titans																									L	3-27
11/01	Giants																									W	20-17
11/07	Packers																									W	13-7
11/14	at Raiders																									W	41-14
11/21	Cowboys																									W	19-9
12/05	Broncos																									W	22-9
12/12	Raiders																									W	48-9
12/16	at Chargers	P	0	0	0	0.0	0.0	0	0	0	0	0	0	0	0	0	0	0	0	0	0	0	0	0	0	W	34-28+
12/26	Steelers	P	7	5	2	0.0	0.0	0	0	0	0	0	0	0	0	0	0	0	0	0	0	0	0	0	0	W	36-10
01/02	at Bengals																									L	31-34
01/08	at Broncos																									W	28-24
2021 TOTALS			3-0	7	5	2	0.0	0.0	0	0	0	0	0	0	0	0	0	0	1	1	0	0	0	0	0	12-5	

+ - Overtime

2021 GAME-BY-GAME POSTSEASON STATISTICS (CHIEFS)

DATE	OPPONENT	P/S	TACKLES							INTERCEPTIONS					O. FUMB				ST				MISC		W/L	SCORE	
			TK	S	A	SK	YDS	TFL	YDS	QBH	NO	YDS	LG	TD	PD	FF	FR	TD	YDS	TK	S	A	FF	FR			S
01/16	Steelers																									W	42-21
01/23	Bills																									W	42-36+
01/30	Bengals																									L	24-27+
2021 TOTALS			0	0	0	0.0	0.0	0	0	0	0	0	0	0	0	0	0	0	0	0	0	0	0	0	0	2-1	


+ - Overtime





ORLANDO BROWN

TACKLE #57
OKLAHOMA



5TH YEAR IN THE NFL

2ND YEAR WITH THE CHIEFS

HEIGHT: 6'8"
WEIGHT: 340 LBS
DRAFTED: T (BAL)-21
BIRTHDAY: 5/2/96

- 👁️ Fifth-year tackle enters his second NFL season with the Chiefs in 2022.
- 👁️ Traded to Kansas City from Baltimore in exchange for a 2021 first-round pick (31st overall), third-round pick (94th overall) and a fourth-round pick (136th overall), along with a 2022 fifth-round pick.
- 👁️ Originally entered the NFL as a third-round pick (83rd overall) by the Baltimore Ravens in the 2018 NFL Draft. Was the first of Baltimore's two picks in the round (Oklahoma teammate TE Mark Andrews, 86th).

Career Highlights:

- 👁️ Only allowed two sacks on quarterback Patrick Mahomes the entire 2021 season.
- 👁️ Blocked for a rushing attack in Baltimore that topped 100 rushing yards in 39-consecutive games, marking the second-

longest streak of its kind in NFL history (Pittsburgh - 43 games, 1974-77).

- 👁️ In 2019, helped Baltimore in becoming the first team in NFL history to average at least 200 rushing (206.0) and 200 net passing (201.6) yards per game in a season.

Honors:

- 👁️ Selected to the Pro Bowl following the 2019, 2020 and 2021 seasons.

Transactions:

Signed his franchise tender with Kansas City (8/2/22) ... Kansas City placed franchise tag on Brown (3/8/22) ... Traded to Kansas City from Baltimore (4/23/20) ... Originally entered the NFL as a third-round pick (83rd overall) by the Baltimore Ravens in the 2018 NFL Draft.

COLLEGE

Started all 40 career games at left tackle at Oklahoma ... Was named back-to-back Big 12 Offensive Lineman of the Year (2016, 2017) and was the first sophomore and the second Sooner (Jon Cooper, 2008) to earn the accolade ... Part of an O-line that helped protect QB Baker Mayfield, the No. 1 overall draft pick in 2018, during the signal-caller's Heisman Trophy-winning campaign (2017) ... In 2017, named a unanimous first-team All-American by the AFCA, AP, FWAA, The Sporting News and Walter Camp, as well as an Outland Trophy finalist (2017) ... Named a The Sporting News freshman All-American (2015).

PERSONAL

- 👁️ Prepped at Peachtree Ridge (Suwanee, Ga.) High School.
- 👁️ Was named second-team All-USA by USA Today in 2013.
- 👁️ Late father, Orlando "Zeus" Brown Sr., was a starting tackle for the Cleveland Browns (1993-95, 1999) and Baltimore Ravens (1996-98, 2003-06). "Zeus" started 119 of 129 contests during his career.
- 👁️ Brown Jr. wears a bandana during every game in memory of his father, who had a bandana in his equipment bag the night he passed away.
- 👁️ Hometown: Baltimore, Md.

ORLANDO BROWN'S NFL REGULAR SEASON STATISTICS

DATE	TEAM	GP	GS
2018	Ravens	16	10
2019	Ravens	16	16
2020	Ravens	16	16
2021	Chiefs	16	16
NFL TOTALS		64	58



ORLANDO BROWN'S NFL POSTSEASON STATISTICS

DATE	TEAM	GP	GS
2018	Ravens	1	1
2019	Ravens	1	1
2020	Ravens	2	2
2021	Chiefs	3	3
NFL TOTALS		7	7

2018 GAME-BY-GAME REGULAR-SEASON STATISTICS (RAVENS)

DATE	OPPONENT	P/S	W/L	SCORE
09/09	Bills	P	W	47-3
09/13	at Bengals	P	L	23-34
09/23	Broncos	P	W	27-14
09/30	at Steelers	P	W	26-14
10/07	at Browns	P	L	9-12+
10/14	at Titans	P	W	21-0
10/21	Saints	S	L	23-24
10/28	at Panthers	S	L	21-36
11/04	Steelers	S	L	16-23
11/18	Bengals	S	W	24-21
11/25	Raiders	S	W	34-17
12/02	at Falcons	S	W	26-16
12/09	at Chiefs	S	L	24-27+
12/16	Buccaneers	S	W	20-12
12/22	at Chargers	S	W	22-10
12/30	Browns	S	W	26-24
2018 TOTALS		16-10	10-6	

+ - Overtime

2019 GAME-BY-GAME REGULAR-SEASON STATISTICS (RAVENS)

DATE	OPPONENT	P/S	W/L	SCORE
09/08	at Dolphins	S	W	59-10
09/15	Cardinals	S	W	23-17
09/22	at Chiefs	S	L	28-33
09/29	Browns	S	L	25-40
10/06	at Steelers	S	W	26-23+
10/13	Bengals	S	W	23-17
10/20	at Seahawks	S	W	30-16
11/03	Patriots	S	W	37-20
11/10	at Bengals	S	W	49-13
11/17	Texans	S	W	41-7
11/25	at Rams	S	W	45-6
12/01	49ers	S	W	20-17
12/08	at Bills	S	W	24-17
12/12	Jets	S	W	42-21
12/22	at Browns	S	W	31-15
12/29	Steelers	S	W	28-10
2019 TOTALS		16-16	14-2	

+ - Overtime

2020 GAME-BY-GAME REGULAR-SEASON STATISTICS (RAVENS)

DATE	OPPONENT	P/S	W/L	SCORE
09/13	Browns	S	W	38-6
09/20	at Texans	S	W	33-16
09/28	Chiefs	S	L	20-34
10/04	at Football Team	S	W	31-17
10/11	Bengals	S	W	27-3
10/18	at Eagles	S	W	30-28
11/01	Steelers	S	L	24-28
11/08	at Colts	S	W	24-10
11/15	at Patriots	S	L	17-23
11/22	Titans	S	L	24-30+
12/02	at Steelers	S	L	14-19
12/08	Cowboys	S	W	34-17
12/14	at Browns	S	W	47-42
12/20	Jaguars	S	W	40-14
12/27	Giants	S	W	27-13
01/03	at Bengals	S	W	38-3
2020 TOTALS		16-16	11-5	

+ - Overtime



2021 GAME-BY-GAME REGULAR-SEASON STATISTICS (CHIEFS)

DATE	OPPONENT	P/S	W/L	SCORE
09/12	Browns	S	W	33-29
09/19	at Ravens	S	L	35-36
09/26	Chargers	S	L	24-30
10/03	at Eagles	S	W	42-30
10/10	Bills	S	L	20-38
10/17	at Football Team	S	W	31-13
10/24	at Titans	S	L	3-27
11/01	Giants	S	W	20-17
11/07	Packers	S	W	13-7
11/14	at Raiders	S	W	41-14
11/21	Cowboys	S	W	19-9
12/05	Broncos	S	W	22-9
12/12	Raiders	S	W	48-9
12/16	at Chargers	S	W	34-28+
12/26	Steelers	S	W	36-10
01/02	at Bengals		L	31-34
01/08	at Broncos	S	W	28-24
2021 TOTALS		16-16	12-5	

+ - Overtime

2018 GAME-BY-GAME POSTSEASON STATISTICS (RAVENS)

DATE	OPPONENT	P/S	W/L	SCORE
01/06	Chargers	S	L	17-23
2018 TOTALS		1-1	0-1	

2019 GAME-BY-GAME POSTSEASON STATISTICS (RAVENS)

DATE	OPPONENT	P/S	W/L	SCORE
01/11	Titans	S	L	12-28
2019 TOTALS		1-1	0-1	

2020 GAME-BY-GAME POSTSEASON STATISTICS (RAVENS)

DATE	OPPONENT	P/S	W/L	SCORE
01/10	at Titans	S	W	20-13
01/16	at Bills	S	L	3-17
2020 TOTALS		2-2	1-1	

2021 GAME-BY-GAME POSTSEASON STATISTICS (CHIEFS)

DATE	OPPONENT	P/S	W/L	SCORE
01/16	Steelers	S	W	42-21
01/23	Bills	S	W	42-36+
01/30	Bengals	S	L	24-27+
2021 TOTALS		3-3	2-1	

+ - Overtime



SHANE BUECHELE

QUARTERBACK #8

SMU



2ND YEAR IN THE NFL

2ND YEAR WITH THE CHIEFS

HEIGHT: 6'0"
WEIGHT: 210 LBS
DRAFTED: CFA-21
BIRTHDAY: 1/8/98

- First-year quarterback enters his first season with the Chiefs in 2022.
- Originally entered the NFL as an undrafted free agent with the Chiefs in 2021.

Transactions:

Promoted to Kansas City's active roster (11/16/21) ... Signed to Kansas City's practice squad (9/1/21) ... Released by Kansas City (8/31/21) ... Originally entered the NFL as an undrafted free agent with Kansas City in 2021.

COLLEGE

Started all 23 games he appeared in at SMU (2019-20) after transferring from Texas where he appeared in 23 games (19 starts) from 2016-18 ... Finished his career ranked first on career active lists for completions (952) and passing yards (11,660), second in total offense (12,128), fourth in passing TDs (87) and fifth in total TDs (95) ... As a senior in 2020, was ranked eighth nationally in completions per game (24.20), ninth in passing yards (3,095) and passing yards per game (309.5), 10th in total offense (320.0) and 13th in passing touchdowns (23) ... In 2019, completed 307-of-490 passes for 3,929 yards and 34 touchdowns (1st AAC) and his 302.2 passing yards per game and points responsible for (222) led the conference.

PERSONAL

- Two-time All-State and three-time all-district selection at Arlington Lamar.
- Passed for 6,379 yards and 73 touchdowns while rushing for 1,805 yards and 21 touchdowns in his career.
- Named second-team 6A All-State by the Associated Press in 2015.
- Chosen second-team 6A Academic All-State.
- Selected MVP of District 4-6A.
- Tabbed Offensive Player of the Year of District 4-6A.
- Chosen first-team All-District 3-5A in 2013.
- Also played baseball.
- Father, Steve, played baseball at Stanford and spent 11 seasons in Major League Baseball. He currently works for the Texas Rangers.
- Last name pronounced: BOO-shell.
- Hometown: Arlington, Texas.

SHANE BUECHELE'S NFL REGULAR SEASON PASSING STATISTICS

DATE	TEAM	GP	GS	ATT.	CMP.	PCT.	YDS	AVG.	TD	INT.	LG	SK	LST	RATE
2021	Chiefs	0	0	0	0	0.0	0	0.0	0	0	0	0	0	0.0
TOTALS		0	0	0	0	0.0	0	0.0	0	0	0	0	0	0.0

SHANE BUECHELE'S NFL POSTSEASON PASSING STATISTICS

DATE	TEAM	GP	GS	ATT.	CMP.	PCT.	YDS	AVG.	TD	INT.	LG	SK	LST	RATE
2021	Chiefs	0	0	0	0	0.0	0	0.0	0	0	0	0	0	0.0
TOTALS		0	0	0	0	0.0	0	0.0	0	0	0	0	0	0.0

SHANE BUECHELE'S NFL REGULAR SEASON RUSHING STATISTICS

DATE	TEAM	NO.	YDS.	AVG.	LG	TD
2021	Chiefs	0	0	0.0	0	0
TOTALS		0	0	0.0	0	0



SHANE BUECHELE'S NFL POSTSEASON RUSHING STATISTICS

DATE	TEAM	NO.	YDS.	AVG.	LG	TD
2021	Chiefs	0	0	0.0	0	0
TOTALS		0	0	0.0	0	0

SHANE BUECHELE'S NFL REGULAR SEASON PASSING/RUSHING STATISTICS

DATE	TEAM	GP	GS	PASSING											RUSHING				
				ATT.	CMP.	PCT.	YDS	AVG.	TD	INT.	LG	SK	LST	RATE	NO.	YDS.	AVG.	LG	TD
2021	Chiefs	0	0	0	0	0.0	0	0.0	0	0	0	0	0	0.0	0	0	0.0	0	0
TOTALS		0	0	0	0	0.0	0	0.0	0	0	0	0	0	0.0	0	0	0.0	0	0

SHANE BUECHELE'S NFL POSTSEASON PASSING/RUSHING STATISTICS

DATE	TEAM	GP	GS	PASSING											RUSHING				
				ATT.	CMP.	PCT.	YDS	AVG.	TD	INT.	LG	SK	LST	RATE	NO.	YDS.	AVG.	LG	TD
2021	Chiefs	0	0	0	0	0.0	0	0.0	0	0	0	0	0	0.0	0	0	0.0	0	0
TOTALS		0	0	0	0	0.0	0	0.0	0	0	0	0	0	0.0	0	0	0.0	0	0

2021 GAME-BY-GAME REGULAR-SEASON STATISTICS (CHIEFS)

DATE	OPPONENT	P/S	PASSING											RUSHING				W/L	SCORE	
			ATT	CMP	YDS	PCT	Y/A	Y/C	TD	INT	LG	SK/YD	RATE	ATT	YDS	LG	TD			
09/12	Browns																		W	33-29
09/19	at Ravens																		L	35-36
09/26	Chargers																		L	24-30
10/03	at Eagles																		W	42-30
10/10	Bills																		L	20-38
10/17	at Football Team																		W	31-13
10/24	at Titans																		L	3-27
11/01	Giants																		W	20-17
11/07	Packers																		W	13-7
11/14	at Raiders																		W	41-14
11/21	Cowboys																		W	19-9
12/05	Broncos																		W	22-9
12/12	Raiders																		W	48-9
12/16	at Chargers																		W	34-28+
12/26	Steelers																		W	36-10
01/02	at Bengals																		L	31-34
01/08	at Broncos																		W	28-24
2021 TOTALS		0-0	0	0	0	0.0	0.0	0.0	0	0	0	0	0/0	0.0	0	0	0	0	0	12-5

+ - Overtime

2021 GAME-BY-GAME POSTSEASON STATISTICS (CHIEFS)

DATE	OPPONENT	P/S	PASSING											RUSHING				W/L	SCORE	
			ATT	CMP	YDS	PCT	Y/A	Y/C	TD	INT	LG	SK/YD	RATE	ATT	YDS	LG	TD			
01/16	Steelers																		W	42-21
01/23	Bills																		W	42-36+
01/30	Bengals																		L	24-27+
2021 TOTALS		0-0	0	0	0	0.0	0.0	0.0	0	0	0	0	0/0	0.0	0	0	0	0	2-1	

+ - Overtime





MICHAEL BURTON

FULLBACK #45
RUTGERS



8TH YEAR IN THE NFL

2ND YEAR WITH THE CHIEFS

HEIGHT: 5'11"
WEIGHT: 242 LBS
DRAFTED: FA-21
BIRTHDAY: 2/1/92

👁 Eighth-year fullback enters his second season with the Chiefs in 2022.

👁 Originally entered the NFL as a fifth-round pick (168th overall) by the Detroit Lions in the 2015 NFL Draft.

Career Highlights:

👁 Completed 100% of rushes (8-for-8) for a first down in the 2021 season.

Transactions:

Signed by Kansas City (3/21/22) ... Signed by Kansas City (4/9/21) ... Signed by the Saints (3/20/20) ... Signed by Washington (10/15/19) ... Released by the Saints (8/31/19) ... Signed by the Saints (5/13/19) ... Acquired via waivers by the Bears (5/31/17) ... Released by the Lions (5/30/17) ... Originally entered the NFL as a fifth-round pick (168th overall) by the Detroit Lions in the 2015 NFL Draft.

COLLEGE

Entered the college football ranks as a walk-on at Rutgers in 2010 and was redshirted his freshman year before emerging as a force in the Scarlet Knights offensive backfield ... Played in 42 career games (27 starts) and totaled 116 yards career rushing yards on 22 carries to go along with 401 yards receiving on 47 receptions and three touchdowns ... Earned the Paul Roberson award as a senior, presented annually to an individual whose performance, leadership and dedication on and off the field during his career has had the greatest impact on Rutgers football ... Helped the Rutgers offense rush for 340 yards in the Quick Lane Bowl victory over North Carolina in Detroit (12/26/14), the highest rushing total for Rutgers since 2007.

PERSONAL

👁 Played football at West Morris Central HS where he was a four-year starter.

👁 Named first-team All-State and Morris County Player of the Year by the Newark Star-Ledger.

👁 Owns high school's career rushing mark (3,332 yards), single-season all-purpose yards (2,376) and career all-purpose yards (4,498).

👁 Led West Morris Central to the 2009 New Jersey state championship and was named MVP of the title game.

👁 Hometown: Long Valley, N.J.

MICHAEL BURTON'S NFL REGULAR SEASON RUSHING/RECEIVING STATISTICS

DATE	TEAM	RUSHING								RECEIVING				
		GP	GS	NO.	YDS.	AVG.	LG	TD	NO.	YDS.	AVG.	LG	TD	
2015	Lions	16	7	4	2	0.5	2	0	6	39	6.5	12	1	
2016	Lions	15	0	0	0	0.0	0	0	0	0	0.0	0	0	
2017	Bears	16	3	4	9	2.3	7	0	2	8	4.0	8	0	
2018	Bears	8	1	0	0	0.0	0	0	1	6	6.0	6	0	
2019	Redskins	10	2	0	0	0.0	0	0	0	0	0.0	0	0	
2020	Saints	15	4	7	18	2.6	7	0	4	28	7.0	12	0	
2021	Chiefs	16	0	8	26	3.3	7t	1	3	31	10.3	20	0	
NFL TOTALS		96	17	23	55	2.4	7T	1	16	112	7.0	20	1	

MICHAEL BURTON'S NFL POSTSEASON RUSHING/RECEIVING STATISTICS

DATE	TEAM	RUSHING								RECEIVING				
		GP	GS	NO.	YDS.	AVG.	LG	TD	NO.	YDS.	AVG.	LG	TD	
2016	Lions	0	0	0	0	0.0	0	0	0	0	0.0	0	0	
2018	Bears	1	0	0	0	0.0	0	0	0	0	0.0	0	0	
2020	Saints	2	0	0	0	0.0	0	0	2	15	7.5	9	0	
2021	Chiefs	3	0	2	4	2.0	3	0	0	0	0.0	0	0	
NFL TOTALS		6	0	2	4	2.0	3	0	2	15	7.5	9	0	



MICHAEL BURTON'S NFL REGULAR SEASON RETURN STATISTICS

DATE	TEAM	KICKOFF RETURNS					PUNT RETURNS					
		RET.	YDS.	AVG.	LG	TD	NO.	FC	YDS.	AVG.	LG	TD
2015	Lions	0	0	0.0	0	0	0	0	0	0.0	0	0
2016	Lions	0	0	0.0	0	0	0	0	0	0.0	0	0
2017	Bears	0	0	0.0	0	0	0	0	0	0.0	0	0
2018	Bears	0	0	0.0	0	0	0	0	0	0.0	0	0
2019	Redskins	0	0	0.0	0	0	0	0	0	0.0	0	0
2020	Saints	1	10	10.0	10	0	0	0	0	0.0	0	0
2021	Chiefs	2	21	10.5	12	0	0	0	0	0.0	0	0
NFL TOTALS		3	31	10.3	12	0	0	0	0	0.0	0	0

MICHAEL BURTON'S NFL POSTSEASON RETURN STATISTICS

DATE	TEAM	KICKOFF RETURNS					PUNT RETURNS					
		RET.	YDS.	AVG.	LG	TD	NO.	FC	YDS.	AVG.	LG	TD
2016	Lions	0	0	0.0	0	0	0	0	0	0.0	0	0
2018	Bears	0	0	0.0	0	0	0	0	0	0.0	0	0
2020	Saints	0	0	0.0	0	0	0	0	0	0.0	0	0
2021	Chiefs	0	0	0.0	0	0	0	0	0	0.0	0	0
NFL TOTALS		0	0	0.0	0	0	0	0	0	0.0	0	0

SINGLE-GAME HIGHS: RUSHING/RECEIVING

Rush Attempts	2 vs. Minnesota, Dec 25, 2020 2 vs. L.A. Chargers, Oct 12, 2020 1 at Cincinnati, Jan 02, 2022 1 vs. Pittsburgh, Dec 26, 2021 ...17 more at 1.	All-Purpose Yards	27 at L.A. Chargers, Dec 16, 2021 20 at Baltimore, Sep 19, 2021 14 at Cincinnati, Jan 02, 2022 14 vs. Minnesota, Dec 25, 2020 13 at Tampa Bay, Nov 08, 2020
Rushing Yards	10 vs. Minnesota, Dec 25, 2020 7 at L.A. Chargers, Dec 16, 2021 7 vs. Atlanta, Sep 10, 2017 5 at Philadelphia, Oct 03, 2021 4 at Detroit, Oct 04, 2020	Kickoff Returns	1 at Cincinnati, Jan 02, 2022 1 at Baltimore, Sep 19, 2021 1 at Chicago, Nov 01, 2020
Longest Runs	7t at L.A. Chargers, Dec 16, 2021 7 vs. Minnesota, Dec 25, 2020 7 vs. Atlanta, Sep 10, 2017 5 at Philadelphia, Oct 03, 2021 4 at Detroit, Oct 04, 2020	Kickoff Return Yards	12 at Cincinnati, Jan 02, 2022 10 at Chicago, Nov 01, 2020 9 at Baltimore, Sep 19, 2021
Rushing TDs	1 at L.A. Chargers, Dec 16, 2021	Longest Kickoff Return	12 at Cincinnati, Jan 02, 2022 10 at Chicago, Nov 01, 2020 9 at Baltimore, Sep 19, 2021
Receptions	2 at L.A. Chargers, Dec 16, 2021 2 at New Orleans, Dec 21, 2015 1 at Baltimore, Sep 19, 2021 1 vs. Minnesota, Dec 25, 2020 ...10 more at 1.	Special Teams Tackles	3 vs. N.Y. Jets, Nov 17, 2019 2 vs. Detroit, Nov 24, 2019 1 at Cincinnati, Jan 02, 2022 1 vs. Las Vegas, Dec 12, 2021 1 vs. Denver, Dec 05, 2021 ...10 more at 1.
Receiving Yards	20 at L.A. Chargers, Dec 16, 2021 12 at Tampa Bay, Nov 08, 2020 12 at St. Louis, Dec 13, 2015 11 at Baltimore, Sep 19, 2021 10 at New Orleans, Dec 21, 2015	Most TDs	1 at L.A. Chargers, Dec 16, 2021 1 at New Orleans, Dec 21, 2015
Longest Receptions	20 at L.A. Chargers, Dec 16, 2021 12 at Tampa Bay, Nov 08, 2020 12 at St. Louis, Dec 13, 2015 11 at Baltimore, Sep 19, 2021 9 vs. Kansas City, Dec 20, 2020	Miscellaneous Tackles	1 at Kansas City, Nov 01, 2015
Receiving TDs	1 at New Orleans, Dec 21, 2015		

SINGLE-GAME HIGHS - POSTSEASON: RUSHING/RECEIVING

Rush Attempts	1 vs. Cincinnati, Jan 30, 2022 1 vs. Pittsburgh, Jan 16, 2022	Receiving Yards	15 vs. Chicago, Jan 10, 2021
Rushing Yards	3 vs. Pittsburgh, Jan 16, 2022 1 vs. Cincinnati, Jan 30, 2022	Longest Receptions	9 vs. Chicago, Jan 10, 2021 6 vs. Chicago, Jan 10, 2021
Longest Runs	3 vs. Pittsburgh, Jan 16, 2022 1 vs. Cincinnati, Jan 30, 2022	All-Purpose Yards	15 vs. Chicago, Jan 10, 2021 3 vs. Pittsburgh, Jan 16, 2022 1 vs. Cincinnati, Jan 30, 2022
Receptions	2 vs. Chicago, Jan 10, 2021		



2015 GAME-BY-GAME REGULAR-SEASON STATISTICS (LIONS)

DATE	OPPONENT	P/S	RUSHING					RECEIVING					W/L	SCORE
			NO.	YDS.	AVG.	LG	TD	NO.	YDS.	AVG.	LG	TD		
09/13	at Chargers	S	0	0	0.0	0	0	0	0	0.0	0	0	L	28-33
09/20	at Vikings	S	1	2	2.0	2	0	0	0	0.0	0	0	L	16-26
09/27	Broncos	S	0	0	0.0	0	0	0	0	0.0	0	0	L	12-24
10/05	at Seahawks	S	1	0	0.0	0	0	1	3	3.0	3	0	L	10-13
10/11	Cardinals	S	0	0	0.0	0	0	1	6	6.0	6	0	L	17-42
10/18	Bears	P	0	0	0.0	0	0	0	0	0.0	0	0	W	37-34+
10/25	Vikings	S	1	0	0.0	0	0	0	0	0.0	0	0	L	19-28
11/01	at Chiefs	P	0	0	0.0	0	0	0	0	0.0	0	0	L	10-45
11/15	at Packers	P	1	0	0.0	0	0	0	0	0.0	0	0	W	18-16
11/22	Raiders	P	0	0	0.0	0	0	0	0	0.0	0	0	W	18-13
11/26	Eagles	P	0	0	0.0	0	0	0	0	0.0	0	0	W	45-14
12/03	Packers	P	0	0	0.0	0	0	0	0	0.0	0	0	L	23-27
12/13	at Rams	S	0	0	0.0	0	0	1	12	12.0	12	0	L	14-21
12/21	at Saints	P	0	0	0.0	0	0	2	10	5.0	6	1	W	35-27
12/27	49ers	P	0	0	0.0	0	0	0	0	0.0	0	0	W	32-17
01/03	at Bears	P	0	0	0.0	0	0	1	8	8.0	8	0	W	24-20
2015 TOTALS		16-7	4	2	0.5	2	0	6	39	6.5	12	1	7-9	

+ - Overtime

2016 GAME-BY-GAME REGULAR-SEASON STATISTICS (LIONS)

DATE	OPPONENT	P/S	RUSHING					RECEIVING					W/L	SCORE
			NO.	YDS.	AVG.	LG	TD	NO.	YDS.	AVG.	LG	TD		
09/11	at Colts	P	0	0	0.0	0	0	0	0	0.0	0	0	W	39-35
09/18	Titans	P	0	0	0.0	0	0	0	0	0.0	0	0	L	15-16
09/25	at Packers	P	0	0	0.0	0	0	0	0	0.0	0	0	L	27-34
10/02	at Bears	P	0	0	0.0	0	0	0	0	0.0	0	0	L	14-17
10/09	Eagles	P	0	0	0.0	0	0	0	0	0.0	0	0	W	24-23
10/16	Rams	P	0	0	0.0	0	0	0	0	0.0	0	0	W	31-28
10/23	Redskins	P	0	0	0.0	0	0	0	0	0.0	0	0	W	20-17
10/30	at Texans	P	0	0	0.0	0	0	0	0	0.0	0	0	L	13-20
11/06	at Vikings	P	0	0	0.0	0	0	0	0	0.0	0	0	W	22-16+
11/20	Jaguars	P	0	0	0.0	0	0	0	0	0.0	0	0	W	26-19
11/24	Vikings	P	0	0	0.0	0	0	0	0	0.0	0	0	W	16-13
12/04	at Saints	P	0	0	0.0	0	0	0	0	0.0	0	0	W	28-13
12/11	Bears	P	0	0	0.0	0	0	0	0	0.0	0	0	W	20-17
12/18	at Giants	P	0	0	0.0	0	0	0	0	0.0	0	0	L	6-17
12/26	at Cowboys	P	0	0	0.0	0	0	0	0	0.0	0	0	L	21-42
01/01	Packers												L	24-31
2016 TOTALS		15-0	0	0	0.0	0	0	0	0	0.0	0	0	9-7	

+ - Overtime

2017 GAME-BY-GAME REGULAR-SEASON STATISTICS (BEARS)

DATE	OPPONENT	P/S	RUSHING					RECEIVING					W/L	SCORE
			NO.	YDS.	AVG.	LG	TD	NO.	YDS.	AVG.	LG	TD		
09/10	Falcons	P	1	7	7.0	7	0	0	0	0.0	0	0	L	17-23
09/17	at Buccaneers	S	0	0	0.0	0	0	0	0	0.0	0	0	L	7-29
09/24	Steelers	P	0	0	0.0	0	0	0	0	0.0	0	0	W	23-17+
09/28	at Packers	P	0	0	0.0	0	0	0	0	0.0	0	0	L	14-35
10/09	Vikings	P	0	0	0.0	0	0	0	0	0.0	0	0	L	17-20
10/15	at Ravens	P	0	0	0.0	0	0	1	8	8.0	8	0	W	27-24+
10/22	Panthers	P	0	0	0.0	0	0	0	0	0.0	0	0	W	17-3
10/29	at Saints	P	0	0	0.0	0	0	0	0	0.0	0	0	L	12-20
11/12	Packers	S	0	0	0.0	0	0	0	0	0.0	0	0	L	16-23
11/19	Lions	P	0	0	0.0	0	0	0	0	0.0	0	0	L	24-27
11/26	at Eagles	P	0	0	0.0	0	0	0	0	0.0	0	0	L	3-31
12/03	49ers	S	0	0	0.0	0	0	0	0	0.0	0	0	L	14-15
12/10	at Bengals	P	1	0	0.0	0	0	0	0	0.0	0	0	W	33-7
12/16	at Lions	P	1	2	2.0	2	0	0	0	0.0	0	0	L	10-20
12/24	Browns	P	0	0	0.0	0	0	0	0	0.0	0	0	W	20-3
12/31	at Vikings	P	1	0	0.0	0	0	1	0	0.0	0	0	L	10-23
2017 TOTALS		16-3	4	9	2.3	7	0	2	8	4.0	8	0	5-11	

+ - Overtime

2018 GAME-BY-GAME REGULAR-SEASON STATISTICS (BEARS)

DATE	OPPONENT	P/S	RUSHING					RECEIVING					W/L	SCORE
			NO.	YDS.	AVG.	LG	TD	NO.	YDS.	AVG.	LG	TD		
09/09	at Packers	S	0	0	0.0	0	0	1	6	6.0	6	0	L	23-24
09/17	Seahawks							INACTIVE					W	24-17
09/23	at Cardinals	P	0	0	0.0	0	0	0	0	0.0	0	0	W	16-14
09/30	Buccaneers	P	0	0	0.0	0	0	0	0	0.0	0	0	W	48-10
10/14	at Dolphins							INACTIVE					L	28-31+
10/21	Patriots							INACTIVE					L	31-38
10/28	Jets							INACTIVE					W	24-10
11/04	at Bills	P	0	0	0.0	0	0	0	0	0.0	0	0	W	41-9
11/11	Lions	P	0	0	0.0	0	0	0	0	0.0	0	0	W	34-22
11/18	Vikings							INACTIVE					W	25-20
11/22	at Lions							INACTIVE					W	23-16
12/02	at Giants	P	0	0	0.0	0	0	0	0	0.0	0	0	L	27-30+
12/09	Rams	P	0	0	0.0	0	0	0	0	0.0	0	0	W	15-6
12/16	Packers							INACTIVE					W	24-17
12/23	at 49ers	P	0	0	0.0	0	0	0	0	0.0	0	0	W	14-9
12/30	at Vikings							INACTIVE					W	24-10
2018 TOTALS		8-1	0	0	0.0	0	0	1	6	6.0	6	0	12-4	

+ - Overtime

2019 GAME-BY-GAME REGULAR-SEASON STATISTICS (REDSKINS)

DATE	OPPONENT	P/S	RUSHING					RECEIVING					W/L	SCORE
			NO.	YDS.	AVG.	LG	TD	NO.	YDS.	AVG.	LG	TD		
09/08	at Eagles							NOT ON ROSTER					L	27-32
09/15	Cowboys							NOT ON ROSTER					L	21-31
09/23	Bears							NOT ON ROSTER					L	15-31
09/29	at Giants							NOT ON ROSTER					L	3-24
10/06	Patriots							NOT ON ROSTER					L	7-33
10/13	at Dolphins							NOT ON ROSTER					W	17-16
10/20	49ers	P	0	0	0.0	0	0	0	0	0.0	0	0	L	0-9
10/24	at Vikings	P	0	0	0.0	0	0	0	0	0.0	0	0	L	9-19
11/03	at Bills	P	0	0	0.0	0	0	0	0	0.0	0	0	L	9-24
11/17	Jets	P	0	0	0.0	0	0	0	0	0.0	0	0	L	17-34
11/24	Lions	S	0	0	0.0	0	0	0	0	0.0	0	0	W	19-16
12/01	at Panthers	P	0	0	0.0	0	0	0	0	0.0	0	0	W	29-21
12/08	at Packers	S	0	0	0.0	0	0	0	0	0.0	0	0	L	15-20
12/15	Eagles	P	0	0	0.0	0	0	0	0	0.0	0	0	L	27-37
12/22	Giants	P	0	0	0.0	0	0	0	0	0.0	0	0	L	35-41+
12/29	at Cowboys	P	0	0	0.0	0	0	0	0	0.0	0	0	L	16-47
2019 TOTALS		10-2	0	0	0.0	0	0	0	0	0.0	0	0	3-13	

+ - Overtime

2020 GAME-BY-GAME REGULAR-SEASON STATISTICS (SAINTS)

DATE	OPPONENT	P/S	RUSHING					RECEIVING					W/L	SCORE
			NO.	YDS.	AVG.	LG	TD	NO.	YDS.	AVG.	LG	TD		
09/13	Buccaneers	P	0	0	0.0	0	0	0	0	0.0	0	0	W	34-23
09/21	at Raiders	P	0	0	0.0	0	0	0	0	0.0	0	0	L	24-34
09/27	Packers	S	0	0	0.0	0	0	0	0	0.0	0	0	L	30-37
10/04	at Lions	P	1	4	4.0	4	0	1	3	3.0	3	0	W	35-29
10/12	Chargers	S	2	2	1.0	2	0	0	0	0.0	0	0	W	30-27+
10/25	Panthers	P	0	0	0.0	0	0	0	0	0.0	0	0	W	27-24
11/01	at Bears	S	1	1	1.0	1	0	0	0	0.0	0	0	W	26-23+
11/08	at Buccaneers	S	1	1	1.0	1	0	1	12	12.0	12	0	W	38-3
11/15	49ers	P	0	0	0.0	0	0	0	0	0.0	0	0	W	27-13
11/22	Falcons	P	0	0	0.0	0	0	0	0	0.0	0	0	W	24-9
11/29	at Broncos	P	0	0	0.0	0	0	0	0	0.0	0	0	W	31-3
12/06	at Falcons	P	0	0	0.0	0	0	0	0	0.0	0	0	W	21-16
12/13	at Eagles	P	0	0	0.0	0	0	0	0	0.0	0	0	L	21-24
12/20	Chiefs	P	0	0	0.0	0	0	1	9	9.0	9	0	L	29-32
12/25	Vikings	P	2	10	5.0	7	0	1	4	4.0	4	0	W	52-33
01/03	at Panthers							DID NOT PLAY					W	33-7
2020 TOTALS		15-4	7	18	2.6	7	0	4	28	7.0	12	0	12-4	

+ - Overtime

2021 GAME-BY-GAME REGULAR-SEASON STATISTICS (CHIEFS)

DATE	OPPONENT	P/S	RUSHING					RECEIVING					W/L	SCORE
			NO.	YDS.	AVG.	LG	TD	NO.	YDS.	AVG.	LG	TD		
09/12	Browns	P	1	2	2.0	2	0	0	0	0.0	0	0	W	33-29
09/19	at Ravens	P	0	0	0.0	0	0	1	11	11.0	11	0	L	35-36
09/26	Chargers	P	0	0	0.0	0	0	0	0	0.0	0	0	L	24-30
10/03	at Eagles	P	1	5	5.0	5	0	0	0	0.0	0	0	W	42-30
10/10	Bills	P	1	2	2.0	2	0	0	0	0.0	0	0	L	20-38
10/17	at Football Team	P	0	0	0.0	0	0	0	0	0.0	0	0	W	31-13
10/24	at Titans												L	3-27
11/01	Giants	P	0	0	0.0	0	0	0	0	0.0	0	0	W	20-17
11/07	Packers	P	0	0	0.0	0	0	0	0	0.0	0	0	W	13-7
11/14	at Raiders	P	0	0	0.0	0	0	0	0	0.0	0	0	W	41-14
11/21	Cowboys	P	0	0	0.0	0	0	0	0	0.0	0	0	W	19-9
12/05	Broncos	P	1	3	3.0	3	0	0	0	0.0	0	0	W	22-9
12/12	Raiders	P	1	3	3.0	3	0	0	0	0.0	0	0	W	48-9
12/16	at Chargers	P	1	7	7.0	7t	1	2	20	10.0	20	0	W	34-28+
12/26	Steelers	P	1	2	2.0	2	0	0	0	0.0	0	0	W	36-10
01/02	at Bengals	P	1	2	2.0	2	0	0	0	0.0	0	0	L	31-34
01/08	at Broncos	P	0	0	0.0	0	0	0	0	0.0	0	0	W	28-24
2021 TOTALS		16-0	8	26	3.3	7T	1	3	31	10.3	20	0	12-5	

+ - Overtime

2016 GAME-BY-GAME POSTSEASON STATISTICS (LIONS)

DATE	OPPONENT	P/S	RUSHING					RECEIVING					W/L	SCORE
			NO.	YDS.	AVG.	LG	TD	NO.	YDS.	AVG.	LG	TD		
01/07	at Seahawks												L	6-26
2016 TOTALS		0-0	0	0	0.0	0	0	0	0	0.0	0	0	0-1	

2018 GAME-BY-GAME POSTSEASON STATISTICS (BEARS)

DATE	OPPONENT	P/S	RUSHING					RECEIVING					W/L	SCORE
			NO.	YDS.	AVG.	LG	TD	NO.	YDS.	AVG.	LG	TD		
01/06	Eagles	P	0	0	0.0	0	0	0	0	0.0	0	0	L	15-16
2018 TOTALS		1-0	0	0	0.0	0	0	0	0	0.0	0	0	0-1	

2020 GAME-BY-GAME POSTSEASON STATISTICS (SAINTS)

DATE	OPPONENT	P/S	RUSHING					RECEIVING					W/L	SCORE
			NO.	YDS.	AVG.	LG	TD	NO.	YDS.	AVG.	LG	TD		
01/10	Bears	P	0	0	0.0	0	0	2	15	7.5	9	0	W	21-9
01/17	Buccaneers	P	0	0	0.0	0	0	0	0	0.0	0	0	L	20-30
2020 TOTALS		2-0	0	0	0.0	0	0	2	15	7.5	9	0	1-1	

2021 GAME-BY-GAME POSTSEASON STATISTICS (CHIEFS)

DATE	OPPONENT	P/S	RUSHING					RECEIVING					W/L	SCORE
			NO.	YDS.	AVG.	LG	TD	NO.	YDS.	AVG.	LG	TD		
01/16	Steelers	P	1	3	3.0	3	0	0	0	0.0	0	0	W	42-21
01/23	Bills	P	0	0	0.0	0	0	0	0	0.0	0	0	W	42-36+
01/30	Bengals	P	1	1	1.0	1	0	0	0	0.0	0	0	L	24-27+
2021 TOTALS		3-0	2	4	2.0	3	0	0	0	0.0	0	0	2-1	


+ - Overtime





DEON BUSH

DEFENSIVE BACK #26
MIAMI (FL)



7TH YEAR IN THE NFL

1ST YEAR WITH THE CHIEFS

HEIGHT: 6'0"
WEIGHT: 200 LBS
DRAFTED: FA-22
BIRTHDAY: 8/14/93

- Seventh-year defensiveback enters his first season with the Chiefs in 2022.
- Originally entered the NFL as a fourth-round pick (124th overall) by the Bears in the 2016 NFL Draft.

Transactions:

Signed with Kansas City (3/28/22) ... Re-Signed with the Bears (3/25/21) ... Re-Signed with the Bears (3/20/20) ... Originally entered the NFL as a fourth-round (124th overall) pick by the Chicago Bears in the 2016 NFL Draft.

COLLEGE

Three-time All-ACC honoree (2013-15) ... Started 32-of-45 career games in four seasons (2012-15) with Miami ... Totaled 168 tackles, 10 TFLs, 5.0 sacks, nine FF, three FR, 13 PBU and four INTs; started 12-of-13 games in 2015.

PERSONAL

As a senior out of Columbus H.S. (Miami, Fla.) made 40 stops and had 7 interceptions.

DEON BUSH'S NFL REGULAR SEASON DEFENSIVE STATISTICS

DATE	TEAM	GP	GS	TACKLES							INTERCEPTIONS					O. FUMB			ST				MISC				
				TK	S	A	TFL	YDS	SK	YDS	QBH	NO	YDS	LG	TD	PD	FF	FR	TD	YDS	TK	S	A	FF	FR	S	A
2016	Bears	11	6	21	16	5	0	0	0.0	0.0	0	0	0	0	0	1	0	0	0	0	1	1	0	0	0	0	0
2017	Bears	13	0	3	1	2	0	0	0.0	0.0	0	0	0	0	0	0	0	0	0	0	3	3	0	0	0	0	0
2018	Bears	15	2	6	6	0	1	7	1.0	7.0	1	0	0	0	0	1	0	0	0	2	2	0	0	0	0	0	0
2019	Bears	15	0	6	6	0	0	0	0.0	0.0	0	0	0	0	2	0	0	0	0	2	2	0	0	0	0	0	0
2020	Bears	12	0	1	1	0	0	0	0.0	0.0	0	1	10	10	0	2	0	0	0	0	4	4	0	0	0	0	0
2021	Bears	14	4	31	23	8	0	0	0.0	0.0	0	2	42	27	0	5	0	0	0	0	9	8	1	0	0	0	0
NFL TOTALS		80	12	68	53	15	1	7	1.0	7.0	1	3	52	27	0	10	1	0	0	0	21	20	1	0	0	0	0

DEON BUSH'S NFL POSTSEASON DEFENSIVE STATISTICS

DATE	TEAM	GP	GS	TACKLES							INTERCEPTIONS					O. FUMB			ST				MISC				
				TK	S	A	TFL	YDS	SK	YDS	QBH	NO	YDS	LG	TD	PD	FF	FR	TD	YDS	TK	S	A	FF	FR	S	A
2018	Bears	1	1	3	3	0	0	0	0.0	0.0	0	0	0	0	0	0	0	0	0	0	0	0	0	0	0	0	0
2020	Bears	1	0	0	0	0	0	0	0.0	0.0	0	0	0	0	0	0	0	0	0	0	0	0	0	0	0	0	0
NFL TOTALS		2	1	3	3	0	0	0	0.0	0.0	0	0	0	0	0	0	0	0	0	0	0	0	0	0	0	0	0



2021 GAME-BY-GAME REGULAR-SEASON STATISTICS (BEARS)

DATE	OPPONENT	P/S	TACKLES							INTERCEPTIONS					O. FUMB				ST				MISC		W/L	SCORE					
			TK	S	A	SK	YDS	TFL	YDS	QBH	NO	YDS	LG	TD	PD	FF	FR	TD	YDS	TK	S	A	FF	FR			S	A			
09/12	at Rams	P	0	0	0	0.0	0.0	0	0	0	0	0	0	0	0	0	0	0	0	0	0	0	0	0	0	L	14-34				
09/19	Bengals	P	0	0	0	0.0	0.0	0	0	0	0	0	0	0	0	0	0	0	1	1	0	0	0	0	0	W	20-17				
09/26	at Browns	S	6	5	1	0.0	0.0	0	0	0	0	0	0	1	0	0	0	0	0	0	0	0	0	0	0	L	6-26				
10/03	Lions	S	8	5	3	0.0	0.0	0	0	0	0	0	0	0	0	0	0	0	1	1	0	0	0	0	0	W	24-14				
10/10	at Raiders	P	1	1	0	0.0	0.0	0	0	0	0	0	0	1	0	0	0	0	1	1	0	0	0	0	0	W	20-9				
10/17	Packers	P	0	0	0	0.0	0.0	0	0	0	0	0	0	0	0	0	0	0	1	1	0	0	0	0	0	L	14-24				
10/24	at Buccaneers																								L	3-38					
10/31	49ers																								L	22-33					
11/08	at Steelers																								L	27-29					
11/21	Ravens	P	1	1	0	0.0	0.0	0	0	0	0	0	0	0	0	0	0	0	1	1	0	0	0	0	0	L	13-16				
11/25	at Lions	P	0	0	0	0.0	0.0	0	0	0	0	0	0	0	0	0	0	0	1	1	0	0	0	0	0	W	16-14				
12/05	Cardinals	P	0	0	0	0.0	0.0	0	0	0	0	0	0	0	0	0	0	0	0	0	0	0	0	0	0	L	22-33				
12/12	at Packers	P	1	1	0	0.0	0.0	0	0	0	0	0	0	0	0	0	0	0	1	1	0	0	0	0	0	L	30-45				
12/20	Vikings	S	4	3	1	0.0	0.0	0	0	0	1	27	27	0	1	0	0	0	0	0	0	0	0	0	0	L	9-17				
12/26	at Seahawks	S	5	3	2	0.0	0.0	0	0	0	0	0	0	0	1	0	0	0	0	0	0	0	0	0	0	W	25-24				
01/02	Giants	P	2	1	1	0.0	0.0	0	0	0	1	15	15	0	1	0	0	0	0	1	1	0	0	0	0	W	29-3				
01/09	at Vikings	P	3	3	0	0.0	0.0	0	0	0	0	0	0	0	0	0	0	0	1	0	1	0	0	0	0	L	17-31				
2021 TOTALS			14-4	31	23	8	0.0	0.0	0	0	0	2	42	27	0	5	0	0	0	0	9	8	1	0	0	0	0	0	0	0	6-11

2018 GAME-BY-GAME POSTSEASON STATISTICS (BEARS)

DATE	OPPONENT	P/S	TACKLES							INTERCEPTIONS					O. FUMB				ST				MISC		W/L	SCORE					
			TK	S	A	SK	YDS	TFL	YDS	QBH	NO	YDS	LG	TD	PD	FF	FR	TD	YDS	TK	S	A	FF	FR			S	A			
01/06	Eagles	S	3	3	0	0.0	0.0	0	0	0	0	0	0	0	0	0	0	0	0	0	0	0	0	0	0	0	L	15-16			
2018 TOTALS			1-1	3	3	0	0.0	0.0	0	0	0	0	0	0	0	0	0	0	0	0	0	0	0	0	0	0	0	0	0	0	0-1

2020 GAME-BY-GAME POSTSEASON STATISTICS (BEARS)

DATE	OPPONENT	P/S	TACKLES							INTERCEPTIONS					O. FUMB				ST				MISC		W/L	SCORE				
			TK	S	A	SK	YDS	TFL	YDS	QBH	NO	YDS	LG	TD	PD	FF	FR	TD	YDS	TK	S	A	FF	FR			S	A		
01/10	at Saints	P	0	0	0	0.0	0.0	0	0	0	0	0	0	0	0	0	0	0	0	0	0	0	0	0	0	0	L	9-21		
2020 TOTALS			1-0	0	0	0	0.0	0.0	0	0	0	0	0	0	0	0	0	0	0	0	0	0	0	0	0	0	0	0	0	0-1





MATT BUSHMAN

TIGHT END #89

BYU



1ST YEAR IN THE NFL

1ST YEAR WITH THE CHIEFS

HEIGHT: 6'5"
WEIGHT: 245 LBS
DRAFTED: FA-21
BIRTHDAY: 11/3/95

- 👁️ First-year tight end enters his first season with the Chiefs in 2022.
- 👁️ Originally entered the NFL as an undrafted free agent with the Raiders in 2021.

Transactions:

Signed to Future/Reserve with Kansas City (2/2/22) ... Signed to Kansas City's practice squad (1/5/22) ... Released by the Raiders (12/23/21) ... Reverted back to the Raiders' practice squad (12/6/21) ... Activated to the Raiders' active roster from the practice squad (12/4/21) ... Reverted back to the Raiders' practice squad (10/25/21) ... Activated to the Raiders' active roster from the practice squad (10/23/21) ... Signed to the Raiders' practice squad (9/1/21) ... Released by the Raiders (8/31/21) ... Originally entered the NFL as an undrafted free agent with the Las Vegas Raiders in 2021.

COLLEGE

Played three years at BYU, seeing action in 39 games with 27 starts...Totaled 125 career receptions for 1,719 yards and nine TDs in three seasons...Became just the third BYU tight end to have 500 or more receiving yards in three straight seasons...Sidelined for his entire senior season in 2020 after suffering an Achilles injury in fall camp...Named to the preseason watch list for the John Mackey Award, presented annually to the nation's top collegiate tight end...As a junior, played in 13 games with a career-high 11 starts...Hauled in 47 passes to rank second on the team...Established career highs with a team-best 688 receiving yards and four TDs...Ranked third among FBS tight ends with 14.6 yards per catch...Named to the watch list for the John Mackey Award...Named to the Walter Camp Award watch list...A first-team All-Independent selection by Phil Steele Publications...Had six catches for 89 yards and one TD against Washington...Had five receptions for a career-high 101 yards and two TDs against Boise State...Named the John Mackey Tight End of the Week for his performance against the Broncos...Posted six catches for 91 yards in the season finale at Hawaii...As a sophomore, played in 13 games with eight starts...Led the team with 29 receptions for 511 yards and two TDs...Averaged a career-high 17.6 yards per catch...Named to the Mackey Award watch list...Named first-team All-Independent by Phil Steele publications...Totaled six receptions for 92 yards and one TD at Utah...As a freshman, saw action in 13 games with eight starts...Totaled a career-high 49 catches for 520 yards and three TDs...Led the team in both catches and receiving yards...Named Freshman All-American by USA Today, FWAA, 247Sports.com and Chat Sports...Reception total marked the third-most by a freshman in BYU history...Led all freshman FBS tight ends in receptions and yards...Had a season-high nine catches for 97 yards against Fresno State.

PERSONAL

- 👁️ Attended Sabino High School in Tucson, Ariz.
- 👁️ Two-time all-state selection.
- 👁️ Led the nation in receiving yards among tight ends as a senior, totaling 1,583 yards and 26 TDs.
- 👁️ Totaled 2,891 career receiving yards with 42 TDs.
- 👁️ An honorable mention Semper Fi and Parade All-American.
- 👁️ An All-State baseball player.
- 👁️ Served a two-year Mission in Santiago, Chile.
- 👁️ Also played baseball at BYU in 2017.

MATT BUSHMAN'S NFL REGULAR SEASON RUSHING/RECEIVING STATISTICS

DATE	TEAM	RECEIVING							RUSHING				
		GP	GS	NO.	YDS.	AVG.	LG	TD	NO.	YDS.	AVG.	LG	TD
2021	Raiders	2	0	0	0	0.0	0	0	0	0	0.0	0	0
NFL TOTALS		2	0	0	0	0.0	0	0	0	0	0.0	0	0



MATT BUSHMAN'S NFL POSTSEASON RUSHING/RECEIVING STATISTICS

DATE	TEAM	GP	GS	RECEIVING					RUSHING				
				NO.	YDS.	AVG.	LG	TD	NO.	YDS.	AVG.	LG	TD
2021	Chiefs	0	0	0	0	0.0	0	0	0	0	0.0	0	0
NFL TOTALS		0	0	0	0	0.0	0	0	0	0	0.0	0	0

MATT BUSHMAN'S NFL REGULAR SEASON RETURN STATISTICS

DATE	TEAM	KICKOFF RETURNS					PUNT RETURNS					
		RET.	YDS.	AVG.	LG	TD	NO.	FC	YDS.	AVG.	LG	TD
2021	Raiders	0	0	0.0	0	0	0	0	0	0.0	0	0
NFL TOTALS		0	0	0.0	0	0	0	0	0	0.0	0	0

MATT BUSHMAN'S NFL POSTSEASON RETURN STATISTICS

DATE	TEAM	KICKOFF RETURNS					PUNT RETURNS					
		RET.	YDS.	AVG.	LG	TD	NO.	FC	YDS.	AVG.	LG	TD
2021	Chiefs	0	0	0.0	0	0	0	0	0	0.0	0	0
NFL TOTALS		0	0	0.0	0	0	0	0	0	0.0	0	0

2021 GAME-BY-GAME REGULAR-SEASON STATISTICS (RAIDERS)

DATE	OPPONENT	P/S	RECEIVING					RUSHING					W/L	SCORE
			NO.	YDS.	AVG.	LG	TD	NO.	YDS.	AVG.	LG	TD		
09/13	Ravens												W	33-27+
09/19	at Steelers												W	26-17
09/26	Dolphins												W	31-28+
10/04	at Chargers												L	14-28
10/10	Bears												L	9-20
10/17	at Broncos												W	34-24
10/24	Eagles	P	0	0	0.0	0	0	0	0	0.0	0	0	W	33-22
11/07	at Giants												L	16-23
11/14	Chiefs												L	14-41
11/21	Bengals												L	13-32
11/25	at Cowboys												W	36-33+
12/05	Football Team	P	0	0	0.0	0	0	0	0	0.0	0	0	L	15-17
12/12	at Chiefs												L	9-48
12/20	at Browns												W	16-14
12/26	Broncos												W	17-13
01/02	at Colts												W	23-20
01/09	Chargers												W	35-32+
2021 TOTALS		2-0	0	0	0.0	0	0	0	0	0.0	0	0	10-7	

+ - Overtime

2021 GAME-BY-GAME POSTSEASON STATISTICS (CHIEFS)

DATE	OPPONENT	P/S	RECEIVING					RUSHING					W/L	SCORE
			NO.	YDS.	AVG.	LG	TD	NO.	YDS.	AVG.	LG	TD		
01/16	Steelers												W	42-21
01/23	Bills												W	42-36+
01/30	Bengals												L	24-27+
2021 TOTALS		0-0	0	0	0.0	0	0	0	0	0.0	0	0	2-1	

+ - Overtime





HARRISON BUTKER

KICKER #7
GEORGIA TECH



6TH YEAR IN THE NFL

6TH YEAR WITH THE CHIEFS

HEIGHT: 6'4"
WEIGHT: 199 LBS
DRAFTED: FA-17
BIRTHDAY: 7/14/95

👁 Sixth-year kicker enters his sixth season with the Chiefs in 2022.

👁 Originally entered the NFL as a seventh-round pick (233rd overall) by the Carolina Panthers in the 2017 NFL Draft.

Career Highlights:

👁 His 671 points are the third-most all-time points in franchise history. He is only the fifth player in franchise history with 500 or more career points.

👁 Passed the 100-point plateau for the fifth-consecutive season, finishing the 2021 season with 122 points. Butker's five seasons with 100 or more points are tied for the second-most in franchise history with K Jan Stenerud.

👁 Tied for first with K Nick Lowery in franchise history for most field goals made of 50+ yards in a Chiefs kicker's career with 20.

👁 Butker kicked two field goals and a point after to force three overtime games in the 2021 season. The point after came against the Chargers (12/16/21). The two field goals were versus the Buffalo Bills in the AFC Divisional round (1/23/22) and versus the Cincinnati Bengals in the AFC Championship game (1/30/22).

👁 In the game vs. the L.A. Chargers (9/20/20) converted two career-long 58-yard field goals (one in the third quarter and one in overtime) to tie Lowery for the longest-made field goal in Chiefs history. During this game Butker also notched his 16th-consecutive game with a made field goal setting the franchise record for most consecutive games with a made field goal, passing K Lawrence Tynes who scored a field goal in 15-consecutive games from Week 15 of 2004 to Week 13 of 2005.

👁 During the 2019 season, Butker reached 147 points setting a new record for the most points by a kicker in a single season, trailing only Priest Holmes' 162 points in 2003.

👁 In the game vs. Minnesota (11/3/19), Butker converted 54- and 44-yards field goals in the final three minutes of the game allowing the Chiefs to tie and then win the game. The last kicker in NFL History to kick a game tying FG of 50+ yards and a FG of 40+ yards to put his team ahead for good with both coming in the final three minutes of the fourth quarter was Buccaneers K Martin Gramatica on Oct. 27, 2002.

👁 With 38 made field goals during the 2017 season Butker holds the franchise record for most field goals made in a single season.

👁 Butker tallied 426 career points in his first three NFL seasons, the most by any player in NFL history in their first three seasons.

👁 During his rookie season he recorded 142 points for the

2017 season, ranking first in franchise history, at the time, for most points by a kicker in a single season, passing Lowery's previous mark of 139 set in 1990.

👁 Butker converted a field goal in 13 consecutive games in 2017, giving him the second-longest individual streak in a single-season in franchise history behind Pro Football Hall of Fame kicker Jan Stenerud with 14.

👁 In the game vs. the Buffalo Bills (11/26/17), Butker converted a 45-yard field goal, giving him 23 consecutive made field goals, which ranks first for the most consecutive field goals made in franchise history.

Postseason Career Highlights:

👁 In five postseasons, Butker owns 89 career postseason points, extending his franchise record. He has 44 career PATs to go along with 15 made field goals, both sitting as the top marks in franchise history.

👁 In his first four postseason campaigns Butker has scored 65 career postseason points, passing RB Damien Williams (60) for the most playoff points scored in franchise history.

👁 In Super Bowl LV in Tampa Bay, Butker scored three field goals giving him 11 made field goals in the postseason passing PFHOF Jan Stenerud (nine) for the most playoff field goals made in franchise history. His three field goals in the game tied for the most field goals made in a single postseason game in team history.

👁 In Super Bowl LV, Butker connected on a 52-yard field goal, marking the longest made field goal in Chiefs postseason history. He topped the previous franchise-long kick of 50 yards, which he set in the 2020 AFC Divisional matchup against the Cleveland Browns.

Honors:

- 👁 2020 Week 2 AFC Special Teams Player of the Week.
- 👁 November 2019 AFC Special Teams Player of the Month.
- 👁 2019 Week 9 AFC Special Teams Player of the Week.
- 👁 October and December 2017 AFC Special Teams Player of the Month.
- 👁 2017 Weeks 8 and 16 AFC Special Teams Player of the Week.
- 👁 2017 PFWA All-Rookie Team.

Transactions:

Resigned with Kansas City (6/13/19) ... Resigned with Kansas City (4/15/19) ... Signed to Kansas City's active roster from the Panthers' practice squad (9/26/17) ... Signed to the Panthers'



practice squad (9/14/17) ... Released by the Panthers (9/13/17) ...

Originally entered the NFL as a seventh-round pick (233rd overall) by the Carolina Panthers in the 2017 NFL Draft.

COLLEGE

Played in 52 games at Georgia Tech ... Finished his career first in school history with 337 points scored and third with a 71.7 field goal percentage ... Converted a school record 208-of-210 extra point tries ... Ended his career with 102 consecutive extra points made ... Connected on 43-of-60 field goal attempts, including four-of-seven from 50 yards or more with a long of 53 yards ... Recorded 177 touchbacks on 294 kickoffs ... Named All-ACC honorable mention his senior year.

PERSONAL

- Lettered three years in football and basketball, and four years in soccer at Westminster High School in Atlanta, Ga.
- Named All-State kicker in 2011 and 2012.
- Holds Westminster's school record for longest field goal (53 yards) and also holds school mark for most field goals in a season, going 16-for-17 during his junior year.
- Won a pair of state championships on the soccer field in 2011 and 2012.
- Graduated from Georgia Tech with a degree in industrial engineering.
- Hometown: Decatur, Ga.

HARRISON BUTKER'S NFL REGULAR SEASON KICKING STATISTICS

DATE	TEAM	GP	FGM	FGA	PCT.	LG	XP	XPA	PCT.	BLK	PTS
2017	Panthers	0	0	0	0.0	0	0	0	0.0	0	0
Went from Carolina to Kansas City .											
2017	Chiefs	13	38	42	90.5	53	28	28	100.0	0	142
2017	TOTAL	13	38	42	90.5	53	28	28	100.0	0	142
2018	Chiefs	16	24	27	88.9	54	65	69	94.2	0	137
2019	Chiefs	16	34	38	89.5	56	45	48	93.8	1	147
2020	Chiefs	16	25	27	92.6	58	48	54	88.9	0	123
2021	Chiefs	16	25	28	89.3	56	47	49	95.9	0	122
NFL TOTALS		77	146	162	90.1	58	233	248	94.0	1	671

HARRISON BUTKER'S NFL POSTSEASON KICKING STATISTICS

DATE	TEAM	GP	FGM	FGA	PCT.	LG	XP	XPA	PCT.	BLK	PTS
2017	Chiefs	1	0	1	0.0	0	3	3	100.0	0	3
2018	Chiefs	2	2	2	100.0	39	8	8	100.0	0	14
2019	Chiefs	3	2	2	100.0	31	15	16	93.8	0	21
2020	Chiefs	3	7	8	87.5	52	6	7	85.7	0	27
2021	Chiefs	3	4	5	80.0	49	12	13	92.3	0	24
NFL TOTALS		12	15	18	83.3	52	44	47	93.6	0	89

HARRISON BUTKER'S NFL REGULAR SEASON FIELD-GOAL ACCURACY STATISTICS

DATE	TEAM	1-19	PCT.	20-29	PCT.	30-39	PCT.	40-49	PCT.	50+	PCT.
2017	Panthers	0-0	0.0	0-0	0.0	0-0	0.0	0-0	0.0	0-0	0.0
Went from Carolina to Kansas City .											
2017	Chiefs	0-0	0.0	8-8	100.0	16-17	94.1	10-12	83.3	4-5	80.0
2017	TOTAL	0-0	0.0	8-8	100.0	16-17	94.1	10-12	83.3	4-5	80.0
2018	Chiefs	0-0	0.0	9-9	100.0	7-7	100.0	6-7	85.7	2-4	50.0
2019	Chiefs	0-0	0.0	9-9	100.0	9-10	90.0	13-13	100.0	3-6	50.0
2020	Chiefs	2-2	100.0	7-7	100.0	9-9	100.0	3-5	60.0	4-4	100.0
2021	Chiefs	0-0	0.0	3-3	100.0	11-11	100.0	4-5	80.0	7-9	77.8
NFL TOTALS		2-2	100.0	36-36	100.0	52-54	96.3	36-42	85.7	20-28	71.4

HARRISON BUTKER'S NFL POSTSEASON FIELD-GOAL ACCURACY STATISTICS

DATE	TEAM	1-19	PCT.	20-29	PCT.	30-39	PCT.	40-49	PCT.	50+	PCT.
2017	Chiefs	0-0	0.0	0-0	0.0	0-0	0.0	0-1	0.0	0-0	0.0
2018	Chiefs	0-0	0.0	0-0	0.0	2-2	100.0	0-0	0.0	0-0	0.0
2019	Chiefs	0-0	0.0	1-1	100.0	1-1	100.0	0-0	0.0	0-0	0.0
2020	Chiefs	0-0	0.0	1-1	100.0	2-3	66.7	2-2	100.0	2-2	100.0
2021	Chiefs	0-0	0.0	1-1	100.0	1-1	100.0	2-2	100.0	0-1	0.0
NFL TOTALS		0-0	0.0	3-3	100.0	6-7	85.7	4-5	80.0	2-3	66.7



SINGLE-GAME HIGHS: KICKER

Field Goals Made	5 vs. Denver, Dec 06, 2020 5 vs. Miami, Dec 24, 2017 5 vs. Denver, Oct 30, 2017 ...1 more at 5.	Points	18 at Houston, Oct 08, 2017 17 vs. Miami, Dec 24, 2017 17 vs. Denver, Oct 30, 2017 16 vs. Denver, Dec 06, 2020 16 at Jacksonville, Sep 08, 2019 ...1 more at 16.
Field Goal Attempts	6 vs. Miami, Dec 24, 2017 5 vs. Denver, Dec 06, 2020 5 at Tennessee, Nov 10, 2019 5 vs. Denver, Oct 30, 2017 ...1 more at 5.	Special Teams Tackles	1 vs. Denver, Dec 06, 2020 1 vs. Baltimore, Dec 09, 2018 1 vs. Arizona, Nov 11, 2018 67.0 vs. Carolina, Nov 08, 2020 66.6 at Denver, Dec 31, 2017 66.3 vs. Oakland, Dec 30, 2018 66.3 at L.A. Rams, Nov 19, 2018 66.3 at L.A. Chargers, Sep 09, 2018
Longest Field Goals Made	58 at L.A. Chargers, Sep 20, 2020 56 vs. Denver, Dec 05, 2021 56 at Chicago, Dec 22, 2019 55 vs. Green Bay, Nov 07, 2021 55 vs. Carolina, Nov 08, 2020	Kickoff Average	100.0 vs. Las Vegas, Dec 12, 2021 100.0 at Las Vegas, Nov 14, 2021 100.0 at Philadelphia, Oct 03, 2021 ...9 more at 100.0.
Longest Field Goals Attempt	57 at Tennessee, Oct 24, 2021 53 vs. Cincinnati, Oct 21, 2018 52 vs. L.A. Chargers, Dec 16, 2017 51 vs. Dallas, Nov 21, 2021 51 vs. Baltimore, Dec 09, 2018	Extra Point Attempt Percentage	100.0 vs. Denver, Dec 06, 2020 100.0 at Tennessee, Nov 10, 2019 100.0 vs. Minnesota, Nov 03, 2019 ...5 more at 100.0.
PATs Made	6 vs. Las Vegas, Dec 12, 2021 6 at Philadelphia, Oct 03, 2021 6 at L.A. Rams, Nov 19, 2018 ...2 more at 6.	Field Goal Percentage	
PAT Attempts	7 at L.A. Rams, Nov 19, 2018 6 vs. Las Vegas, Dec 12, 2021 6 at Philadelphia, Oct 03, 2021 6 vs. Cincinnati, Oct 21, 2018 ...1 more at 6.		

SINGLE-GAME HIGHS - POSTSEASON: KICKER

Field Goals Made	3 vs. Buffalo, Jan 23, 2022 3 at Tampa Bay, Feb 07, 2021 3 vs. Cleveland, Jan 17, 2021 1 vs. Cincinnati, Jan 30, 2022 ...5 more at 1.	PAT Attempts	7 vs. Houston, Jan 12, 2020 6 vs. Pittsburgh, Jan 16, 2022 5 vs. Buffalo, Jan 24, 2021 5 vs. Tennessee, Jan 19, 2020 4 vs. Buffalo, Jan 23, 2022 ...3 more at 4.
Field Goal Attempts	4 vs. Buffalo, Jan 23, 2022 4 vs. Cleveland, Jan 17, 2021 3 at Tampa Bay, Feb 07, 2021 1 vs. Cincinnati, Jan 30, 2022 1 vs. Buffalo, Jan 24, 2021 ...5 more at 1.	Points	12 vs. Buffalo, Jan 23, 2022 10 vs. Cleveland, Jan 17, 2021 9 at Tampa Bay, Feb 07, 2021 9 vs. Houston, Jan 12, 2020 8 vs. Buffalo, Jan 24, 2021
Longest Field Goals Made	52 at Tampa Bay, Feb 07, 2021 50 vs. Cleveland, Jan 17, 2021 49 vs. Buffalo, Jan 23, 2022 45 vs. Buffalo, Jan 24, 2021 44 vs. Cincinnati, Jan 30, 2022	Kickoff Average	65.0 vs. Buffalo, Jan 24, 2021 64.6 vs. Houston, Jan 12, 2020 64.0 vs. Buffalo, Jan 23, 2022 63.3 vs. San Francisco, Feb 02, 2020 62.7 vs. New England, Jan 20, 2019 ...1 more at 62.7.
Longest Field Goals Attempt	50 vs. Buffalo, Jan 23, 2022 48 vs. Tennessee, Jan 06, 2018 33 vs. Cleveland, Jan 17, 2021	Extra Point Attempt Percentage	100.0 vs. Pittsburgh, Jan 16, 2022 100.0 vs. Buffalo, Jan 24, 2021 100.0 vs. Tennessee, Jan 19, 2020
PATs Made	6 vs. Pittsburgh, Jan 16, 2022 6 vs. Houston, Jan 12, 2020 5 vs. Buffalo, Jan 24, 2021 5 vs. Tennessee, Jan 19, 2020 4 vs. San Francisco, Feb 02, 2020 ...2 more at 4.	Field Goal Percentage	85.7 vs. Houston, Jan 12, 2020 75.0 vs. Buffalo, Jan 23, 2022 75.0 vs. Cleveland, Jan 17, 2021



2017 GAME-BY-GAME REGULAR-SEASON STATISTICS (PANTHERS/CHIEFS)

DATE	OPPONENT		FIELD GOALS				EXTRA POINTS					W/L	SCORE
			FGM	FGA	PCT	LG	XP	XPA	PCT	BLK	PTS		
09/10	at 49ers						INACTIVE					W	23-3
09/17	Bills					PRACTICE SQUAD						W	9-3
09/24	Saints					PRACTICE SQUAD						L	13-34
							Went from Panthers to Chiefs.						
10/02	Redskins	P	3	4	75.0	43	2	2	100.0	0	11	W	29-20
							Went from Chiefs to Panthers.						
10/08	at Lions					DID NOT PLAY						W	27-24
							Went from Panthers to Chiefs.						
10/15	Steelers	P	2	2	100.0	46	1	1	100.0	0	7	L	13-19
10/19	at Raiders	P	3	3	100.0	53	3	3	100.0	0	12	L	30-31
10/30	Broncos	P	5	5	100.0	51	2	2	100.0	0	17	W	29-19
11/05	at Cowboys	P	1	1	100.0	38	2	2	100.0	0	5	L	17-28
11/19	at Giants	P	3	3	100.0	31	0	0	0.0	0	9	L	9-12+
11/26	Bills	P	1	1	100.0	45	1	1	100.0	0	4	L	10-16
12/03	at Jets	P	1	2	50.0	36	4	4	100.0	0	7	L	31-38
12/10	Raiders	P	4	4	100.0	53	2	2	100.0	0	14	W	26-15
12/16	Chargers	P	3	4	75.0	51	3	3	100.0	0	12	W	30-13
12/24	Dolphins	P	5	6	83.3	49	2	2	100.0	0	17	W	29-13
12/31	at Broncos	P	2	2	100.0	30	3	3	100.0	0	9	W	27-24
2017 TOTALS	12		33	37	89.2	53	25	25	100.0	0	124	9-7	

+ - Overtime

2018 GAME-BY-GAME REGULAR-SEASON STATISTICS (CHIEFS)

DATE	OPPONENT		FIELD GOALS				EXTRA POINTS					W/L	SCORE
			FGM	FGA	PCT	LG	XP	XPA	PCT	BLK	PTS		
09/09	at Chargers	P	1	1	100.0	46	5	5	100.0	0	8	W	38-28
09/16	at Steelers	P	0	0	0.0	0	6	6	100.0	0	6	W	42-37
09/23	49ers	P	1	1	100.0	37	5	5	100.0	0	8	W	38-27
10/01	at Broncos	P	2	2	100.0	33	3	3	100.0	0	9	W	27-23
10/07	Jaguars	P	3	3	100.0	42	3	3	100.0	0	12	W	30-14
10/14	at Patriots	P	4	4	100.0	43	4	4	100.0	0	16	L	40-43
10/21	Bengals	P	1	2	50.0	26	6	6	100.0	0	9	W	45-10
10/28	Broncos	P	1	1	100.0	24	3	4	75.0	0	6	W	30-23
11/04	at Browns	P	1	1	100.0	39	4	5	80.0	0	7	W	37-21
11/11	Cardinals	P	2	2	100.0	46	2	2	100.0	0	8	W	26-14
11/19	at Rams	P	1	1	100.0	21	6	7	85.7	0	9	L	51-54
12/02	at Raiders	P	2	2	100.0	50	4	5	80.0	1	10	W	40-33
12/09	Ravens	P	2	4	50.0	35	3	3	100.0	0	9	W	27-24+
12/13	Chargers	P	0	0	0.0	0	4	4	100.0	0	4	L	28-29
12/23	at Seahawks	P	3	3	100.0	54	2	2	100.0	0	11	L	31-38
12/30	Raiders	P	0	0	0.0	0	5	5	100.0	0	5	W	35-3
2018 TOTALS	16		24	27	88.9	54	65	69	94.2	1	137	12-4	

+ - Overtime

2019 GAME-BY-GAME REGULAR-SEASON STATISTICS (CHIEFS)

DATE	OPPONENT		FIELD GOALS				EXTRA POINTS					W/L	SCORE
			FGM	FGA	PCT	LG	XP	XPA	PCT	BLK	PTS		
09/08	at Jaguars	P	4	4	100.0	46	4	4	100.0	0	16	W	40-26
09/15	at Raiders	P	0	0	0.0	0	4	4	100.0	0	4	W	28-10
09/22	Ravens	P	2	2	100.0	42	3	4	75.0	0	9	W	33-28
09/29	at Lions	P	2	3	66.7	44	4	4	100.0	0	10	W	34-30
10/06	Colts	P	2	2	100.0	36	1	1	100.0	0	7	L	13-19
10/13	Texans	P	1	2	50.0	41	3	3	100.0	0	6	L	24-31
10/17	at Broncos	P	3	3	100.0	39	3	3	100.0	0	12	W	30-6
10/27	Packers	P	1	2	50.0	28	3	3	100.0	0	6	L	24-31
11/03	Vikings	P	4	4	100.0	54	2	2	100.0	0	14	W	26-23
11/10	at Titans	P	4	5	80.0	43	2	3	66.7	0	14	L	32-35
11/18	at Chargers	P	1	1	100.0	41	3	3	100.0	0	6	W	24-17
12/01	Raiders	P	1	1	100.0	50	5	5	100.0	0	8	W	40-9
12/08	at Patriots	P	3	3	100.0	48	2	2	100.0	0	11	W	23-16
12/15	Broncos	P	3	3	100.0	44	0	0	0.0	0	9	W	23-3
12/22	at Bears	P	2	2	100.0	56	2	3	66.7	0	8	W	26-3
12/29	Chargers	P	1	1	100.0	40	4	4	100.0	0	7	W	31-21
2019 TOTALS	16		34	38	89.5	56	45	48	93.8	0	147	12-4	

2020 GAME-BY-GAME REGULAR-SEASON STATISTICS (CHIEFS)

DATE	OPPONENT		FIELD GOALS				EXTRA POINTS				PTS	W/L	SCORE
			FGM	FGA	PCT	LG	XP	XPA	PCT	BLK			
09/10	Texans	P	2	2	100.0	29	4	4	100.0	0	10	W	34-20
09/20	at Chargers	P	3	3	100.0	58	0	1	0.0	1	9	W	23-20+
09/28	at Ravens	P	0	1	0.0	0	4	5	80.0	0	4	W	34-20
10/05	Patriots	P	2	2	100.0	39	2	3	66.7	0	8	W	26-10
10/11	Raiders	P	1	1	100.0	32	3	3	100.0	0	6	L	32-40
10/19	at Bills	P	2	2	100.0	37	2	3	66.7	0	8	W	26-17
10/25	at Broncos	P	3	3	100.0	40	4	5	80.0	0	13	W	43-16
11/01	Jets	P	0	0	0.0	0	5	5	100.0	0	5	W	35-9
11/08	Panthers	P	2	3	66.7	55	3	4	75.0	0	9	W	33-31
11/22	at Raiders	P	0	0	0.0	0	5	5	100.0	0	5	W	35-31
11/29	at Buccaneers	P	2	2	100.0	29	3	3	100.0	0	9	W	27-24
12/06	Broncos	P	5	5	100.0	48	1	1	100.0	0	16	W	22-16
12/13	at Dolphins	P	1	1	100.0	46	4	4	100.0	0	7	W	33-27
12/20	at Saints	P	1	1	100.0	22	3	3	100.0	0	6	W	32-29
12/27	Falcons	P	1	1	100.0	53	2	2	100.0	0	5	W	17-14
01/03	Chargers	P	0	0	0.0	0	3	3	100.0	0	3	L	21-38
2020 TOTALS		16	25	27	92.6	58	48	54	88.9	1	123	14-2	

+ - Overtime

2021 GAME-BY-GAME REGULAR-SEASON STATISTICS (CHIEFS)

DATE	OPPONENT		FIELD GOALS				EXTRA POINTS				PTS	W/L	SCORE
			FGM	FGA	PCT	LG	XP	XPA	PCT	BLK			
09/12	Browns	P	2	2	100.0	43	3	3	100.0	0	9	W	33-29
09/19	at Ravens	P	0	0	0.0	0	5	5	100.0	0	5	L	35-36
09/26	Chargers	P	1	1	100.0	34	3	3	100.0	0	6	L	24-30
10/03	at Eagles	P	0	0	0.0	0	6	6	100.0	0	6	W	42-30
10/10	Bills	P	2	2	100.0	54	2	2	100.0	0	8	L	20-38
10/17	at Football Team	P	1	1	100.0	52	4	4	100.0	0	7	W	31-13
10/24	at Titans	P	1	2	50.0	42	0	0	0.0	0	3	L	3-27
11/01	Giants	P	2	2	100.0	36	2	2	100.0	0	8	W	20-17
11/07	Packers	P	2	2	100.0	55	1	1	100.0	0	7	W	13-7
11/14	at Raiders	P	2	3	66.7	40	5	5	100.0	0	11	W	41-14
11/21	Cowboys	P	2	3	66.7	53	1	2	50.0	0	7	W	19-9
12/05	Broncos	P	3	3	100.0	56	1	2	50.0	0	10	W	22-9
12/12	Raiders	P	2	2	100.0	54	6	6	100.0	0	12	W	48-9
12/16	at Chargers	P	2	2	100.0	33	2	2	100.0	0	8	W	34-28+
12/26	Steelers						RESERVE/COVID-19					W	36-10
01/02	at Bengals	P	1	1	100.0	34	4	4	100.0	0	7	L	31-34
01/08	at Broncos	P	2	2	100.0	51	2	2	100.0	0	8	W	28-24
2021 TOTALS		16	25	28	89.3	56	47	49	95.9	0	122	12-5	

+ - Overtime

2017 GAME-BY-GAME POSTSEASON STATISTICS (CHIEFS)

DATE	OPPONENT		FIELD GOALS				EXTRA POINTS				PTS	W/L	SCORE
			FGM	FGA	PCT	LG	XP	XPA	PCT	BLK			
01/06	Titans	P	0	1	0.0	0	3	3	100.0	0	3	L	21-22
2017 TOTALS		1	0	1	0.0	0	3	3	100.0	0	3	0-1	

2018 GAME-BY-GAME POSTSEASON STATISTICS (CHIEFS)

DATE	OPPONENT		FIELD GOALS				EXTRA POINTS				PTS	W/L	SCORE
			FGM	FGA	PCT	LG	XP	XPA	PCT	BLK			
01/12	Colts	P	1	1	100.0	39	4	4	100.0	0	7	W	31-13
01/20	Patriots	P	1	1	100.0	39	4	4	100.0	0	7	L	31-37+
2018 TOTALS		2	2	2	100.0	39	8	8	100.0	0	14	1-1	

+ - Overtime

2019 GAME-BY-GAME POSTSEASON STATISTICS (CHIEFS)

DATE	OPPONENT		FIELD GOALS				EXTRA POINTS				PTS	W/L	SCORE
			FGM	FGA	PCT	LG	XP	XPA	PCT	BLK			
01/12	Texans	P	1	1	100.0	24	6	7	85.7	0	9	W	51-31
01/19	Titans	P	0	0	0.0	0	5	5	100.0	0	5	W	35-24
02/02	49ers	P	1	1	100.0	31	4	4	100.0	0	7	W	31-20
2019 TOTALS		3	2	2	100.0	31	15	16	93.8	0	21	3-0	

2020 GAME-BY-GAME POSTSEASON STATISTICS (CHIEFS)

DATE	OPPONENT		FIELD GOALS				EXTRA POINTS				PTS	W/L	SCORE
			FGM	FGA	PCT	LG	XP	XPA	PCT	BLK			
01/17	Browns	P	3	4	75.0	50	1	2	50.0	0	10	W	22-17
01/24	Bills	P	1	1	100.0	45	5	5	100.0	0	8	W	38-24
02/07	at Buccaneers	P	3	3	100.0	52	0	0	0.0	0	9	L	9-31
2020 TOTALS		3	7	8	87.5	52	6	7	85.7	0	27	2-1	



2021 GAME-BY-GAME POSTSEASON STATISTICS (CHIEFS)

DATE	OPPONENT		FIELD GOALS				EXTRA POINTS				PTS	W/L	SCORE
			FGM	FGA	PCT	LG	XP	XPA	PCT	BLK			
01/16	Steelers	P	0	0	0.0	0	6	6	100.0	0	6	W	42-21
01/23	Bills	P	3	4	75.0	49	3	4	75.0	0	12	W	42-36+
01/30	Bengals	P	1	1	100.0	44	3	3	100.0	0	6	L	24-27+
2021 TOTALS		3	4	5	80.0	49	12	13	92.3	0	24	2-1	


+ - Overtime





SHILIQUE CALHOUN

DEFENSIVE END #92
MICHIGAN STATE



6TH YEAR IN
THE NFL

2ND YEAR WITH
THE CHIEFS

HEIGHT: 6'4"
WEIGHT: 251 LBS
DRAFTED: FA-22
BIRTHDAY: 3/20/92

- 👁 Sixth-year linebacker enters his first season with the Chiefs in 2022.
- 👁 Originally entered the NFL as a third-round pick (75th overall) by the Oakland Raiders in the 2016 NFL Draft.

Transactions:

Signed with Kansas City (2/9/22) ... Released by Kansas City (1/18/22) ... Signed to Kansas City's practice squad (10/19/21) ... Released by the 49ers (8/24/21) ... Signed by the 49ers (8/10/21) ... Re-signed by the Patriots (3/24/20) ... Signed by the Patriots (5/2/19) ... Activated to the Raiders' active roster from the practice squad (9/18/18) ... Signed to the Raiders' practice squad (9/14/18) ... Released by the Raiders (9/12/18) ... Re-signed by the Raiders (4/9/18) ... Activated to the Raiders' active roster from the practice squad (10/14/17) ... Signed to the Raiders' practice squad (9/3/17) ... Released by the Raiders (9/2/17) ... Originally entered the NFL as a third-round pick (75th overall) by the Oakland Raiders in the 2016 NFL Draft.

COLLEGE

Four-year letterwinner was a three-year starter as a defensive end (2013-15) for the Spartans ... One of four players in the Mark Dantonio era to be elected a team captain twice (Greg Jones, Kirk Cousins, Max Bullough) ... Three-time second-team All-American (2013, 2014, 2015) ... One of only eight Spartans in program history and first defensive lineman to earn first-team All-Big Ten honors three times (2013-15) ... Had 131 career tackles, including 44 for losses (268 yards) with 27.0 sacks (211 yards) ... Dynamic playmaker appeared in 54 career games, including a team-high 41 consecutive starts to close his career (42 starts overall) ... Finished his career tied for the most games played ever by a Spartan (54) ... Finished his career ranked among MSU's all-time leaders in tackles for loss yardage (first with 268), sacks (second with 27.0), sack yardage (second with 211), tackles for loss (fourth with 44), fumble recoveries (tied for 10th with five) and forced fumbles (tied for 15th with four) ... Had two blocked kicks in his career ... 34 percent of his career tackles were for losses (44 TFLs/131 tackles) ... Was named Big Ten Defensive Player of the Week three times in his career (twice in 2015; once in 2013) ... One of three Spartans in school history to have scored three defensive touchdowns in his career (T.J. Turner; RJ Williamson) ... Earned his bachelor's degree in criminal justice in December 2015.

PERSONAL

- 👁 Ranked among the nation's top defensive ends by Scouts, Inc. (No. 69).
- 👁 Listed among the country's top tight ends by Scout.com (No. 35).
- 👁 Named to SuperPrep's All-Northeast and PrepStar's All-East Teams.
- 👁 Rated among New Jersey's top seniors by SuperPrep (No. 18) and Rivals.com (No. 21).
- 👁 Three-year starter for Coach Joe Trezza at Middletown High School North in Middletown Township, N.J.
- 👁 Selected to the 2010 Coaches' All-Division Team (Class A North) as a tight end.
- 👁 Earned third-team All-Shore Conference honors as a senior from The Asbury Park Press and All Shore Media.
- 👁 Recorded 45 tackles in 2010, with 15 resulting in losses including four sacks.
- 👁 Also credited with five pass break-ups, three forced fumbles and four fumble recoveries as a senior.
- 👁 Had 28 receptions for 450 yards (16.1 avg.) and four touchdowns in 2010.
- 👁 His best all-around performance came as a senior vs. Jackson Memorial: nine tackles, including four for losses, and two fumble recoveries to go along with eight catches for 152 yards and two scores.
- 👁 Produced 30 tackles, including five for losses, as a junior.
- 👁 Also caught 21 passes for 250 yards (11.9 avg.) and one TD in 2009.
- 👁 Averaged 17.5 points and 10.0 rebounds for the Lion basketball team in 2010-11.
- 👁 Named tournament MVP of the Buc Holiday Classic after scoring a career-high 38 points in the championship game vs. Freehold, including 17 in the fourth quarter.
- 👁 Son of John and Cynthia Calhoun.



SHILIQUE CALHOUN'S NFL REGULAR SEASON DEFENSIVE STATISTICS

DATE	TEAM	GP	GS	TACKLES							INTERCEPTIONS					O. FUMB				ST				MISC			
				TK	S	A	TFL	YDS	SK	YDS	QBH	NO	YDS	LG	TD	PD	FF	FR	TD	YDS	TK	S	A	FF	FR	S	A
2016	Raiders	10	0	6	5	1	1	2	0.5	1.0	3	0	0	0	0	1	0	0	0	0	3	3	0	0	0	0	
2017	Raiders	9	0	6	4	2	0	0	0.0	0.0	3	0	0	0	0	0	0	0	0	2	0	2	0	0	0	0	
2018	Raiders	7	0	12	6	6	2	4	0.0	0.0	1	0	0	0	0	0	0	0	0	0	0	0	0	0	0	0	
2019	Patriots	15	1	9	6	3	0	0	0.0	0.0	3	0	0	0	0	0	1	0	0	0	0	0	0	0	0	0	
2020	Patriots	10	0	18	13	5	1	11	2.0	20.0	3	0	0	0	0	0	2	0	0	0	0	0	0	0	0	0	
2021	Patriots	0	0	0	0	0	0	0	0.0	0.0	0	0	0	0	0	0	0	0	0	0	0	0	0	0	0	0	
Went from New England to Kansas City.																											
2021	Chiefs	0	0	0	0	0	0	0	0.0	0.0	0	0	0	0	0	0	0	0	0	0	0	0	0	0	0	0	0
2021	TOTAL	0	0	0	0	0	0	0	0.0	0.0	0	0	0	0	0	0	0	0	0	0	0	0	0	0	0	0	0
NFL TOTALS		51	1	51	34	17	4	17	2.5	21.0	13	0	0	0	0	1	3	0	0	0	5	3	2	0	0	0	0

SHILIQUE CALHOUN'S NFL POSTSEASON DEFENSIVE STATISTICS

DATE	TEAM	GP	GS	TACKLES							INTERCEPTIONS					O. FUMB				ST				MISC			
				TK	S	A	TFL	YDS	SK	YDS	QBH	NO	YDS	LG	TD	PD	FF	FR	TD	YDS	TK	S	A	FF	FR	S	A
2019	Patriots	1	0	0	0	0	0	0	0.0	0.0	0	0	0	0	0	0	0	0	0	0	0	0	0	0	0	0	0
2021	Chiefs	0	0	0	0	0	0	0	0.0	0.0	0	0	0	0	0	0	0	0	0	0	0	0	0	0	0	0	0
NFL TOTALS		1	0	0	0	0	0	0	0.0	0.0	0	0	0	0	0	0	0	0	0	0	0	0	0	0	0	0	0

SINGLE-GAME HIGHS: DEFENSIVE

Total Tackles	5 vs. Kansas City, Dec 02, 2018 4 at Miami, Dec 20, 2020 4 vs. Miami, Sep 13, 2020 4 vs. L.A. Chargers, Nov 11, 2018 3 vs. Las Vegas, Sep 27, 2020	Forced Fumbles	2 vs. Las Vegas, Sep 27, 2020 1 vs. Kansas City, Dec 08, 2019
Solo Tackles	4 at Miami, Dec 20, 2020 3 vs. Kansas City, Dec 02, 2018 2 vs. San Francisco, Oct 25, 2020 2 vs. Las Vegas, Sep 27, 2020 2 vs. Miami, Sep 13, 2020 ...3 more at 2.	Tackles For Loss	1 at Seattle, Sep 20, 2020 1 vs. Kansas City, Dec 02, 2018 1 vs. L.A. Chargers, Nov 11, 2018 ...1 more at 1.
Sacks	1.0 at Seattle, Sep 20, 2020 0.5 vs. Las Vegas, Sep 27, 2020 0.5 at Tennessee, Sep 25, 2016	Special Teams Tackles	2 vs. San Diego, Oct 09, 2016 1 at Philadelphia, Dec 25, 2017 1 vs. Dallas, Dec 17, 2017 1 vs. Kansas City, Oct 16, 2016
Passes Defensed	1 vs. Houston, Nov 21, 2016		

2016 GAME-BY-GAME REGULAR-SEASON STATISTICS (RAIDERS)

DATE	OPPONENT	P/S	TACKLES							INTERCEPTIONS					O. FUMB				ST				MISC		W/L	SCORE		
			TK	S	A	SK	YDS	TFL	YDS	QBH	NO	YDS	LG	TD	PD	FF	FR	TD	YDS	TK	S	A	FF	FR			S	A
09/11	at Saints	P	0	0	0	0.0	0.0	0	0	0	0	0	0	0	0	0	0	0	0	0	0	0	0	0	0	0	W	35-34
09/18	Falcons	P	0	0	0	0.0	0.0	0	0	0	0	0	0	0	0	0	0	0	0	0	0	0	0	0	0	0	L	28-35
09/25	at Titans	P	1	0	1	0.5	1.0	0	0	1	0	0	0	0	0	0	0	0	0	0	0	0	0	0	0	W	17-10	
10/02	at Ravens	P	0	0	0	0.0	0.0	0	0	0	0	0	0	0	0	0	0	0	0	0	0	0	0	0	0	W	28-27	
10/09	Chargers	P	0	0	0	0.0	0.0	0	0	0	0	0	0	0	0	0	0	0	0	2	2	0	0	0	0	W	34-31	
10/16	Chiefs	P	2	2	0	0.0	0.0	0	0	0	0	0	0	0	0	0	0	0	0	1	1	0	0	0	0	L	10-26	
10/23	at Jaguars	P	1	1	0	0.0	0.0	0	0	1	0	0	0	0	0	0	0	0	0	0	0	0	0	0	0	W	33-16	
10/30	at Buccaneers	P	1	1	0	0.0	0.0	1	2	1	0	0	0	0	0	0	0	0	0	0	0	0	0	0	0	W	30-24+	
11/06	Broncos	P	0	0	0	0.0	0.0	0	0	0	0	0	0	0	0	0	0	0	0	0	0	0	0	0	0	W	30-20	
11/21	Texans	P	1	1	0	0.0	0.0	0	0	0	0	0	0	0	1	0	0	0	0	0	0	0	0	0	0	W	27-20	
11/27	Panthers																									W	35-32	
12/04	Bills																									W	38-24	
12/08	at Chiefs																									L	13-21	
12/18	at Chargers																									W	19-16	
12/24	Colts																									W	33-25	
01/01	at Broncos																									L	6-24	
2016 TOTALS		10-0	6	5	1	0.5	1.0	1	2	3	0	0	0	0	1	0	0	0	0	3	3	0	0	0	0	0	0	12-4

+ - Overtime



2020 GAME-BY-GAME REGULAR-SEASON STATISTICS (PATRIOTS)

DATE	OPPONENT	P/S	TACKLES							INTERCEPTIONS					O. FUMB				ST				MISC		W/L	SCORE		
			TK	S	A	SK	YDS	TFL	YDS	QBH	NO	YDS	LG	TD	PD	FF	FR	TD	YDS	TK	S	A	FF	FR			S	A
09/13	Dolphins	P	4	2	2	0.0	0.0	0	0	0	0	0	0	0	0	0	0	0	0	0	0	0	0	0	0	W	21-11	
09/20	at Seahawks	P	1	1	0	1.0	11.0	1	11	1	0	0	0	0	0	0	0	0	0	0	0	0	0	0	0	L	30-35	
09/27	Raiders	P	3	2	1	0.5	3.0	0	0	0	0	0	0	0	0	2	0	0	0	0	0	0	0	0	0	W	36-20	
10/05	at Chiefs	P	1	0	1	0.0	0.0	0	0	0	0	0	0	0	0	0	0	0	0	0	0	0	0	0	0	L	10-26	
10/18	Broncos	P	2	1	1	0.5	6.0	0	0	2	0	0	0	0	0	0	0	0	0	0	0	0	0	0	0	L	12-18	
10/25	49ers	P	2	2	0	0.0	0.0	0	0	0	0	0	0	0	0	0	0	0	0	0	0	0	0	0	0	L	6-33	
11/01	at Bills	P	0	0	0	0.0	0.0	0	0	0	0	0	0	0	0	0	0	0	0	0	0	0	0	0	0	L	21-24	
11/09	at Jets	P	1	1	0	0.0	0.0	0	0	0	0	0	0	0	0	0	0	0	0	0	0	0	0	0	0	W	30-27	
11/15	Ravens										RESERVE/INJURED																W	23-17
11/22	at Texans										RESERVE/INJURED																L	20-27
11/29	Cardinals										RESERVE/INJURED																W	20-17
12/06	at Chargers										RESERVE/INJURED																W	45-0
12/10	at Rams										RESERVE/INJURED																L	3-24
12/20	at Dolphins	P	4	4	0	0.0	0.0	0	0	0	0	0	0	0	0	0	0	0	0	0	0	0	0	0	0	L	12-22	
12/28	Bills										INACTIVE																L	9-38
01/03	Jets	P	0	0	0	0.0	0.0	0	0	0	0	0	0	0	0	0	0	0	0	0	0	0	0	0	0	W	28-14	
2020 TOTALS			10-0	18	13	5	2.0	20.0	1	11	3	0	0	0	0	0	0	2	0	0	0	0	0	0	0	0	7-9	

2021 GAME-BY-GAME REGULAR-SEASON STATISTICS (PATRIOTS/CHIEFS)

DATE	OPPONENT	P/S	TACKLES							INTERCEPTIONS					O. FUMB				ST				MISC		W/L	SCORE		
			TK	S	A	SK	YDS	TFL	YDS	QBH	NO	YDS	LG	TD	PD	FF	FR	TD	YDS	TK	S	A	FF	FR			S	A
09/12	Dolphins										NOT ON ROSTER																L	16-17
09/19	at Jets										NOT ON ROSTER																W	25-6
09/26	Saints										NOT ON ROSTER																L	13-28
10/03	Buccaneers										NOT ON ROSTER																L	17-19
10/10	at Texans										NOT ON ROSTER																W	25-22
10/17	Cowboys										NOT ON ROSTER																L	29-35+
											Went from Patriots to Chiefs.																	
10/24	at Titans										PRACTICE SQUAD																L	3-27
11/01	Giants										PRACTICE SQUAD																W	20-17
11/07	Packers										PRACTICE SQUAD																W	13-7
11/14	at Raiders										PRACTICE SQUAD																W	41-14
11/21	Cowboys										PRACTICE SQUAD																W	19-9
12/05	Broncos										PRACTICE SQUAD																W	22-9
12/12	Raiders										PRACTICE SQUAD																W	48-9
12/16	at Chargers										PRACTICE SQUAD																W	34-28+
12/26	Steelers										PRACTICE SQUAD																W	36-10
01/02	at Bengals										PRACTICE SQUAD																L	31-34
01/08	at Broncos										PRACTICE SQUAD																W	28-24
2021 TOTALS				0	0	0	0.0	0.0	0	0	0	0	0	0	0	0	0	0	0	0	0	0	0	0	0	0	11-6	

+ - Overtime

2019 GAME-BY-GAME POSTSEASON STATISTICS (PATRIOTS)

DATE	OPPONENT	P/S	TACKLES							INTERCEPTIONS					O. FUMB				ST				MISC		W/L	SCORE	
			TK	S	A	SK	YDS	TFL	YDS	QBH	NO	YDS	LG	TD	PD	FF	FR	TD	YDS	TK	S	A	FF	FR			S
01/04	Titans	P	0	0	0	0.0	0.0	0	0	0	0	0	0	0	0	0	0	0	0	0	0	0	0	0	0	L	13-20
2019 TOTALS			1-0	0	0	0	0.0	0.0	0	0	0	0	0	0	0	0	0	0	0	0	0	0	0	0	0	0-1	

2021 GAME-BY-GAME POSTSEASON STATISTICS (CHIEFS)


DATE	OPPONENT	P/S	TACKLES							INTERCEPTIONS					O. FUMB				ST				MISC		W/L	SCORE		
			TK	S	A	SK	YDS	TFL	YDS	QBH	NO	YDS	LG	TD	PD	FF	FR	TD	YDS	TK	S	A	FF	FR			S	A
01/16	Steelers										PRACTICE SQUAD																W	42-21
01/23	Bills										NOT ON ROSTER																W	42-36+
01/30	Bengals										NOT ON ROSTER																L	24-27+
2021 TOTALS				0	0	0	0.0	0.0	0	0	0	0	0	0	0	0	0	0	0	0	0	0	0	0	0	2-1		

+ - Overtime



MIKE CALIENDO

OFFENSIVE LINEMAN #66
WESTERN MICHIGAN



ROOKIE

HEIGHT: 6'4"
WEIGHT: 301 LBS
DRAFTED: CFA-22
BIRTHDAY: 10/21/97

- 👁️ Rookie offensive linemen enters his first season with the Chiefs in 2022.
- 👁️ Originally entered the NFL as a undrafted free agent with the Chiefs in 2022.

Transactions:

Originally entered the NFL as a undrafted free agent with the Chiefs (5/6/22).

COLLEGE

Played five seasons at Western Michigan (2017-21) ... In 2020, was named CoSIDA Academic All-American, MAC Distinguished Scholar-Athlete, CoSIDA Academic All-District, Academic All-MAC, First Team All-MAC ... Did not allow a sack or a QB hit in 2020 ... In 2019, was named second-team All-MAC, Academic All-MAC, MAC Distinguished Scholar Athlete, first-team CoSIDA Academic All-District 5 ... Helped the Broncos finish with top-three MAC rankings in total offensive yards per game (445.7; second), third down conversion percentage (.453; second), fewest fumbles lost (six; second), fewest turnovers lost (14; second) and points per game (33.1; third) ... In 2018, earned Academic All-MAC, MAC Distinguished Scholar Athlete, started all 13 games ... Helped open holes for a Western Michigan rushing attack that averaged 199.46 yards per contest, third best in the Mid-American Conference ... In 2017, Academic All-MAC, MAC Distinguished Scholar Athlete ... played in all 12 games and started 10 ... Part of a Bronco offensive unit that ranked among the MAC leaders in rushing yards per game (224.8; second), points per game (33.9; third), fewest turnovers lost (18; third), third down conversion percentage (.395; third) and fourth down conversion percentage (.600; third) ... Redshirted in 2016 at Western Michigan.


PERSONAL

- 👁️ A native of Brookfield, Wis.
- 👁️ Attended Brookfield East High School.
- 👁️ Team captain as a senior, following final campaign, earned *Associated Press* All-State first-team honors and was named the Brookfield East MVP and selected Greater Metro Conference Offensive Lineman of the Year.
- 👁️ Led team to a 10-2 record in 2015 and Level 3 playoffs, and earned All-Conference Scholar Athlete honors.



JERMAINE CARTER JR.

LINEBACKER #53
MARYLAND



5TH YEAR IN THE NFL

1ST YEAR WITH THE CHIEFS

HEIGHT: 6'1"
WEIGHT: 222 LBS
DRAFTED: FA-22
BIRTHDAY: 1/14/95

- 👁 Fifth-year linebacker enters his first season with the Chiefs in 2022.
- 👁 Originally entered the NFL as the fifth-round (161st Overall) draft pick by the Carolina Panthers in the 2018 NFL Draft.

Transactions

Signed with Kansas City (3/25/22) ... Originally entered the NFL as the fifth-round (161st Overall) draft pick by the Carolina Panthers in the 2018 NFL Draft.

COLLEGE

Started all 37 games at middle linebacker for Maryland from 2015-2017 ... Compiled 337 career tackles with 9.5 sacks and one interception which he returned for a touchdown ... Led team in tackles in three consecutive seasons, becoming fifth Maryland player since 1969 to achieve the feat ... He was a three-time All-Big Ten honorable mention selection ... Named to Bednarik and Butkus Award Watch List in 2017 ... In 2017, led team with 90 tackles and 3.5 sacks ... Tied for Big Ten lead with four forced fumbles ... Notched career-high 110 tackles in 2016 and ranked seventh in the Big Ten in tackles per game ... Finished second on team with 6.0 sacks and third with 9.0 tackles for loss ... Compiled 103 tackles in 2015 and ranked second on team with 14.0 tackles for loss, most by a Maryland linebacker since 2002 ... Led team with two forced fumbles in redshirt-freshman season in 2014 ... Served a redshirt season in 2013.

PERSONAL

- 👁 Went to Friendship Collegiate Academy in Washington, D.C.

JERMAINE CARTER JR.'S NFL REGULAR SEASON DEFENSIVE STATISTICS

DATE	TEAM	GP	GS	TACKLES							INTERCEPTIONS					O. FUMB				ST				MISC			
				TK	S	A	TFL	YDS	SK	YDS	QBH	NO	YDS	LG	TD	PD	FF	FR	TD	YDS	TK	S	A	FF	FR	S	A
2018	Panthers	16	1	11	6	5	1	3	0.0	0.0	0	0	0	0	0	0	0	0	0	0	2	1	1	0	0	0	0
2019	Panthers	16	5	25	16	9	2	4	0.5	5.0	2	0	0	0	0	0	0	0	0	0	6	6	0	0	0	0	0
2020	Panthers	16	7	43	21	22	2	3	0.0	0.0	0	0	0	0	0	1	0	1	0	19	3	0	3	0	0	0	0
2021	Panthers	17	17	84	35	49	3	10	0.0	0.0	3	0	0	0	0	1	0	1	0	0	4	3	1	0	0	0	0
NFL TOTALS		65	30	163	78	85	8	20	0.5	5.0	5	0	0	0	0	2	0	2	0	19	15	10	5	0	0	0	0

SINGLE-GAME HIGHS: DEFENSIVE

- | | |
|--|---|
| <p>Total Tackles 10 vs. Minnesota, Oct 17, 2021
10 vs. New Orleans, Dec 29, 2019
8 vs. New Orleans, Jan 03, 2021
8 at Minnesota, Nov 29, 2020
7 vs. Atlanta, Dec 12, 2021
...1 more at 7.</p> <p>Solo Tackles 7 vs. Minnesota, Oct 17, 2021
7 vs. New Orleans, Dec 29, 2019
4 vs. Denver, Dec 13, 2020
4 at Minnesota, Nov 29, 2020
...1 more at 4.</p> <p>Sacks 0.5 vs. Tampa Bay, Sep 12, 2019</p> <p>Passes Defensed 1 vs. Philadelphia, Oct 10, 2021
1 vs. New Orleans, Jan 03, 2021</p> | <p>Fumble Recoveries 1 vs. Atlanta, Dec 12, 2021</p> <p>Tackles For Loss 1 at Washington, Dec 27, 2020
1 at Tampa Bay, Jan 09, 2022
1 at Arizona, Nov 14, 2021
1 vs. Minnesota, Oct 17, 2021
...5 more at 1.</p> <p>Special Teams Tackles 3 vs. Washington, Dec 01, 2019
1 at New Orleans, Jan 02, 2022
1 vs. Tampa Bay, Dec 26, 2021
1 at Buffalo, Dec 19, 2021
...9 more at 1.</p> <p>Longest Opponent's Fumble Return 19 at Washington, Dec 27, 2020</p> |
|--|---|



2021 GAME-BY-GAME REGULAR-SEASON STATISTICS (PANTHERS)

DATE	OPPONENT	P/S	TACKLES								INTERCEPTIONS					O. FUMB				ST				MISC		W/L	SCORE		
			TK	S	A	SK	YDS	TFL	YDS	QBH	NO	YDS	LG	TD	PD	FF	FR	TD	YDS	TK	S	A	FF	FR	S			A	
09/12	Jets	S	4	1	3	0.0	0.0	0	0	1	0	0	0	0	0	0	0	0	0	0	0	0	0	0	0	0	W	19-14	
09/19	Saints	S	1	0	1	0.0	0.0	0	0	0	0	0	0	0	0	0	0	0	0	0	0	0	0	0	0	W	26-7		
09/23	at Texans	S	4	2	2	0.0	0.0	0	0	0	0	0	0	0	0	0	0	0	0	0	0	0	0	0	0	W	24-9		
10/03	at Cowboys	S	4	2	2	0.0	0.0	0	0	0	0	0	0	0	0	0	0	0	0	0	0	0	0	0	0	L	28-36		
10/10	Eagles	S	3	2	1	0.0	0.0	0	0	0	0	0	0	0	1	0	0	0	0	0	0	0	0	0	0	L	18-21		
10/17	Vikings	S	10	7	3	0.0	0.0	1	3	0	0	0	0	0	0	0	0	0	0	0	0	0	0	0	0	L	28-34+		
10/24	at Giants	S	5	1	4	0.0	0.0	0	0	0	0	0	0	0	0	0	0	0	0	0	0	0	0	0	0	L	3-25		
10/31	at Falcons	S	7	3	4	0.0	0.0	0	0	1	0	0	0	0	0	0	0	0	0	0	0	0	0	0	0	W	19-13		
11/07	Patriots	S	6	2	4	0.0	0.0	0	0	0	0	0	0	0	0	0	0	0	0	0	0	0	0	0	0	L	6-24		
11/14	at Cardinals	S	4	2	2	0.0	0.0	1	5	0	0	0	0	0	0	0	0	0	0	0	0	0	0	0	0	W	34-10		
11/21	Football Team	S	5	2	3	0.0	0.0	0	0	1	0	0	0	0	0	0	0	0	0	0	0	0	0	0	0	L	21-27		
11/28	at Dolphins	S	5	2	3	0.0	0.0	0	0	0	0	0	0	0	0	0	0	0	0	0	0	0	0	0	0	L	10-33		
12/12	Falcons	S	7	3	4	0.0	0.0	0	0	0	0	0	0	0	0	0	1	0	0	0	0	0	0	0	0	L	21-29		
12/19	at Bills	S	6	1	5	0.0	0.0	0	0	0	0	0	0	0	0	0	0	0	0	0	0	0	0	0	0	L	14-31		
12/26	Buccaneers	S	2	1	1	0.0	0.0	0	0	0	0	0	0	0	0	0	0	0	0	0	0	0	0	0	0	L	6-32		
01/02	at Saints	S	5	1	4	0.0	0.0	0	0	0	0	0	0	0	0	0	0	0	0	0	0	0	0	0	0	L	10-18		
01/09	at Buccaneers	S	6	3	3	0.0	0.0	1	2	0	0	0	0	0	0	0	0	0	0	0	0	0	0	0	0	L	17-41		
2021 TOTALS			17-17	84	35	49	0.0	0.0	3	10	3	0	0	0	0	1	0	1	0	0	4	3	1	0	0	0	0	0	5-12

+ - Overtime





LEO CHENAL

LINEBACKER #54
WISCONSIN

ROOKIE

HEIGHT: 6'3"
WEIGHT: 250 LBS
DRAFTED: D3-22
BIRTHDAY: 10/26/00



👁️ Rookie linebacker enters his first season with the Chiefs in 2022.

👁️ Originally entered the NFL as the third-round pick (103rd overall) by the Chiefs in the 2022 NFL Draft.

Transactions:

Originally entered the NFL as the third-round pick (103rd overall) by the Chiefs in the 2022 NFL Draft.

COLLEGE

Three-year letterwinner at Wisconsin ... Played 29 games, logging 180 tackles (106 solo), including 12.0 sacks (-84.0 yards) and one interception returned 31 yards ... Added a pass defensed, three forced fumbles and a fumble recovery ... In 2020, earned All-Big Ten honorable mention (coaches, media) and the Bednarik Award National Player of the Week (Dec. 21).


PERSONAL

- 👁️ 2018 Wisconsin Gatorade Player of the Year.
- 👁️ First-team All-State (small schools) at both running back and linebacker by Wisconsin Football Coaches Association as a senior.
- 👁️ Second-team All-State (all schools) on both offense and defense by *Associated Press* as a senior.
- 👁️ Named Wisconsin's small school Offensive Player of the Year and Defensive Player of the year by WFCAs as a senior.
- 👁️ John Anderson Award winner as the state's top senior linebacker.
- 👁️ First-team All-State by WFCAs at linebacker as a junior.
- 👁️ Four-year All-Lakeland Conference honoree.
- 👁️ Finished career with 385 tackles, 55 TFLs, 7.0 sacks and three interceptions.
- 👁️ On offense, finished with 3,706 yards and 68 TDs rushing as well as 1,300 yards and 17 TDs receiving.
- 👁️ Two-year team captain.
- 👁️ Also earned All-Lakeland honors in basketball and track.
- 👁️ Four-year honor roll student, National Honor Society.



GERON CHRISTIAN SR.

TACKLE #74
LOUISVILLE



5TH YEAR IN THE NFL

1ST YEAR WITH THE CHIEFS

HEIGHT: 6'5"
WEIGHT: 298 LBS
DRAFTED: FA-22
BIRTHDAY: 9/10/96

- 👁 Fifth-year tackle enters his first season with the Chiefs in 2022.
- 👁 Originally entered the NFL as the third-round pick (74th Overall) by Washington in the 2018 NFL draft.

Transactions:

Signed with Kansas City (3/24/22) ... Acquired off waivers by the Houston Texans (5/21/21) ... Released by Washington (5/20/21) ... Originally entered the NFL as the third-round pick (74th Overall) by Washington in the 2018 NFL draft.

COLLEGE

Started all 39 games during his three seasons (2015-17) the University of Louisville ... Earned All-ACC honors in each of those campaigns. The Cardinals finished with the third-ranked offense in the country during his final two seasons ... Earned third-team all-league accolades after helping the Cardinals average 532.6 yards of total offense and protecting QB Lamar Jackson during his Heisman Trophy winning season in 2016 ... As a true freshman in 2015, he was the only offensive lineman to start every game for Louisville and earned an All-ACC honorable mention selection after the Cardinals' win over Texas A&M in the Music City Bowl.

PERSONAL

- 👁 Native of Ocala, Fl.
- 👁 Grew up playing basketball and only began football during his final two years of high school.
- 👁 He transferred from West Port High School where he totaled a double-double on the basketball court, averaging 14 points per game and 13 rebounds per game average.
- 👁 His brother is former NFL tight end Gerald Christian who played two seasons with the Arizona Cardinals (2013-14).

GERON CHRISTIAN SR.'S NFL REGULAR SEASON STATISTICS

DATE	TEAM	GP	GS
2018	Redskins	2	0
2019	Redskins	16	2
2020	Football Team	6	6
2021	Texans	14	8
NFL TOTALS		38	16

GERON CHRISTIAN SR.'S NFL POSTSEASON STATISTICS

DATE	TEAM	GP	GS
2020	Football Team	0	0
NFL TOTALS		0	0



2018 GAME-BY-GAME REGULAR-SEASON STATISTICS (REDSKINS)

DATE	OPPONENT	P/S		W/L	SCORE
09/09	at Cardinals		INACTIVE	W	24-6
09/16	Colts		INACTIVE	L	9-21
09/23	Packers		INACTIVE	W	31-17
10/08	at Saints		INACTIVE	L	19-43
10/14	Panthers		INACTIVE	W	23-17
10/21	Cowboys		INACTIVE	W	20-17
10/28	at Giants		INACTIVE	W	20-13
11/04	Falcons	P		L	14-38
11/11	at Buccaneers	P		W	16-3
11/22	at Cowboys		RESERVE/INJURED	L	23-31
12/03	at Eagles		RESERVE/INJURED	L	13-28
12/09	Giants		RESERVE/INJURED	L	16-40
12/16	at Jaguars		RESERVE/INJURED	W	16-13
12/22	at Titans		RESERVE/INJURED	L	16-25
12/30	Eagles		RESERVE/INJURED	L	0-24
2018 TOTALS		2-0		7-8	

2019 GAME-BY-GAME REGULAR-SEASON STATISTICS (REDSKINS)

DATE	OPPONENT	P/S		W/L	SCORE
09/08	at Eagles	P		L	27-32
09/15	Cowboys	P		L	21-31
09/23	Bears	P		L	15-31
09/29	at Giants	P		L	3-24
10/06	Patriots	S		L	7-33
10/13	at Dolphins	P		W	17-16
10/20	49ers	P		L	0-9
10/24	at Vikings	P		L	9-19
11/03	at Bills	P		L	9-24
11/17	Jets	P		L	17-34
11/24	Lions	S		W	19-16
12/01	at Panthers	P		W	29-21
12/08	at Packers	P		L	15-20
12/15	Eagles	P		L	27-37
12/22	Giants	P		L	35-41+
12/29	at Cowboys	P		L	16-47
2019 TOTALS		16-2		3-13	

+ - Overtime

2020 GAME-BY-GAME REGULAR-SEASON STATISTICS (FOOTBALL TEAM)

DATE	OPPONENT	P/S		W/L	SCORE
09/13	Eagles	S		W	27-17
09/20	at Cardinals	S		L	15-30
09/27	at Browns	S		L	20-34
10/04	Ravens	S		L	17-31
10/11	Rams	S		L	10-30
10/18	at Giants	S		L	19-20
10/25	Cowboys		INACTIVE	W	25-3
11/08	Giants		INACTIVE	L	20-23
11/15	at Lions		INACTIVE	L	27-30
11/22	Bengals		RESERVE/INJURED	W	20-9
11/26	at Cowboys		RESERVE/INJURED	W	41-16
12/07	at Steelers		RESERVE/INJURED	W	23-17
12/13	at 49ers		RESERVE/INJURED	W	23-15
12/20	Seahawks		RESERVE/INJURED	L	15-20
12/27	Panthers		RESERVE/INJURED	L	13-20
01/03	at Eagles		RESERVE/INJURED	W	20-14
2020 TOTALS		6-6		7-9	



2021 GAME-BY-GAME REGULAR-SEASON STATISTICS (TEXANS)

DATE	OPPONENT	P/S		W/L	SCORE
09/12	Jaguars	P		W	37-21
09/19	at Browns	P		L	21-31
09/23	Panthers		DID NOT PLAY	L	9-24
10/03	at Bills		DID NOT PLAY	L	0-40
10/10	Patriots	P		L	22-25
10/17	at Colts	S		L	3-31
10/24	at Cardinals	S		L	5-31
10/31	Rams	S		L	22-38
11/07	at Dolphins	S		L	9-17
11/21	at Titans	S		W	22-13
11/28	Jets	P		L	14-21
12/05	Colts		DID NOT PLAY	L	0-31
12/12	Seahawks	P		L	13-33
12/19	at Jaguars	S		W	30-16
12/26	Chargers	S		W	41-29
01/02	at 49ers	S		L	7-23
01/09	Titans	P		L	25-28
2021 TOTALS		14-8		4-13	


2020 GAME-BY-GAME POSTSEASON STATISTICS (FOOTBALL TEAM)

DATE	OPPONENT	P/S		W/L	SCORE
01/09	Buccaneers		DID NOT PLAY	L	23-31
2020 TOTALS		0-0		0-1	





FRANK CLARK



DEFENSIVE END #55
MICHIGAN

8TH YEAR IN THE NFL

4TH YEAR WITH THE CHIEFS

HEIGHT: 6'3"
WEIGHT: 272 LBS
DRAFTED: T (SEA)-19
BIRTHDAY: 6/14/93

- Eighth-year defensive end enters his fourth season with the Chiefs in 2022.
- Traded to Kansas City from Seattle in exchange for a 2019 first-round pick, a 2020 second-round pick and a 2019 third-round pick swap.
- Originally entered the NFL as a second-round pick (63rd overall) by the Seattle Seahawks in the 2015 NFL Draft.

Career Highlights:

- During the 2018 season, led the Seahawks defense with 13.0 sacks (-52.5 yards).
- In Super Bowl LV vs. Tampa Bay (2/7/20), Clark notched his eighth sack of the postseason. His 8.0 career postseason sacks

with Kansas City are the most in franchise history and the most in the NFL in 2019-20.

Honors:

- Selected to the Pro Bowl following the 2019, 2020 and 2021 seasons.
- 2018 Week 6 NFC Defensive Player of the Week.

Transactions:

Traded to Kansas City from Seattle (4/24/19) ... Originally entered the NFL as a second-round pick (63rd overall) by the Seattle Seahawks in the 2015 NFL Draft.

COLLEGE

Three-year letterman who appeared in 48 games (26 starts) at defensive end for the University of Michigan ... Recorded 120 tackles (67 solo), 11.0 sacks, 35 tackles for a loss, one forced fumble, four fumble recoveries, six passes defensed and one interception over the course of his career ... Earned the Richard Katcher Award, given to U-M's top defensive lineman, after his junior year.

PERSONAL

- Attended Glenville High School in Cleveland, Ohio.
- Recorded 70 tackles and 19.0 sacks as a senior.
- Also caught 12 passes his senior year, including three for touchdowns.
- Hometown: Cleveland, Ohio.

FRANK CLARK'S NFL REGULAR SEASON DEFENSIVE STATISTICS

DATE	TEAM	GP	GS	TACKLES						INTERCEPTIONS						O. FUMB				ST				MISC						
				TK	S	A	TFL	YDS	SK	YDS	QBH	NO	YDS	LG	TD	PD	FF	FR	TD	YDS	TK	S	A	FF	FR	S	A			
2015	Seahawks	15	0	16	15	1	4	19	3.0	16.0	6	0	0	0	0	2	1	0	0	0	0	0	0	0	0	0	0	0	0	0
2016	Seahawks	15	5	47	25	22	11	43	10.0	68.5	18	0	0	0	0	0	2	1	0	27	0	0	0	0	0	0	0	0	0	
2017	Seahawks	16	12	32	19	13	10	64	9.0	73.5	21	0	0	0	0	2	2	1	0	0	0	0	0	0	0	0	0	0		
2018	Seahawks	16	16	41	33	8	10	42	13.0	52.5	27	1	26	26	0	2	3	2	0	0	0	0	0	0	0	0	0	0		
2019	Chiefs	14	11	37	27	10	12	64	8.0	51.0	14	1	5	5	0	4	3	1	0	0	0	0	0	0	0	0	0	0		
2020	Chiefs	15	15	29	21	8	8	54	6.0	49.0	15	0	0	0	0	2	0	1	0	14	0	0	0	0	0	0	0	0		
2021	Chiefs	14	14	22	15	7	4	18	4.5	23.5	17	0	0	0	0	0	2	0	0	0	0	0	0	0	0	0	0	0		
NFL TOTALS		105	73	224	155	69	59	304	53.5	334.0	118	2	31	26	0	12	13	6	0	41	0	0	0	0	0	0	0	0		

FRANK CLARK'S NFL POSTSEASON DEFENSIVE STATISTICS

DATE	TEAM	GP	GS	TACKLES						INTERCEPTIONS						O. FUMB				ST				MISC				
				TK	S	A	TFL	YDS	SK	YDS	QBH	NO	YDS	LG	TD	PD	FF	FR	TD	YDS	TK	S	A	FF	FR	S	A	
2015	Seahawks	2	0	3	2	1	1	10	1.0	10.0	1	0	0	0	0	1	0	0	0	0	0	0	0	0	0	0	0	0
2016	Seahawks	2	0	1	1	0	0	0	1.0	6.0	2	0	0	0	0	0	1	0	0	0	0	0	0	0	0	0	0	0
2018	Seahawks	1	1	4	2	2	1	10	1.0	10.0	3	0	0	0	0	0	0	0	0	0	0	0	0	0	0	0	0	0
2019	Chiefs	3	3	9	6	3	5	51	5.0	51.0	7	0	0	0	0	0	0	0	0	0	0	0	0	0	0	0	0	
2020	Chiefs	3	3	9	5	4	5	37	3.0	26.0	3	0	0	0	0	0	0	0	0	0	0	0	0	0	0	0	0	
2021	Chiefs	3	3	7	4	3	1	1	0.0	0.0	0	0	0	0	0	0	1	0	0	0	0	0	0	0	0	0	0	
NFL TOTALS		14	10	33	20	13	13	109	11.0	103.0	16	0	0	0	0	1	1	1	0	0	0	0	0	0	0	0	0	



SINGLE-GAME HIGHS: DEFENSIVE

Total Tackles	6 at New Orleans, Oct 30, 2016 5 at L.A. Chargers, Nov 18, 2019 5 at Denver, Oct 17, 2019 5 at San Francisco, Dec 16, 2018 ...3 more at 5.	Fumble Recoveries	1 at Denver, Oct 25, 2020 1 vs. Houston, Oct 13, 2019 1 vs. Arizona, Dec 30, 2018 ...3 more at 1.
Solo Tackles	5 at Denver, Oct 17, 2019 5 at San Francisco, Dec 16, 2018 4 vs. New England, Oct 05, 2020 4 at Tennessee, Nov 10, 2019 ...3 more at 4.	Tackles For Loss	3 vs. Philadelphia, Dec 03, 2017 2 at New England, Dec 08, 2019 2 at Denver, Oct 17, 2019 2 at Chicago, Sep 17, 2018 ...6 more at 2.
Sacks	2.5 at Oakland, Oct 14, 2018 2.0 at Denver, Oct 17, 2019 2.0 vs. Green Bay, Nov 15, 2018 2.0 vs. Philadelphia, Dec 03, 2017 ...3 more at 2.0.	Interceptions	1 at Jacksonville, Sep 08, 2019 1 vs. L.A. Rams, Oct 07, 2018
Passes Defensed	2 at Minnesota, Dec 06, 2015 1 vs. Denver, Dec 06, 2020 1 at Buffalo, Oct 19, 2020 1 vs. L.A. Chargers, Dec 29, 2019 ...7 more at 1.	Interception Return Yards	26 vs. L.A. Rams, Oct 07, 2018 5 at Jacksonville, Sep 08, 2019
Forced Fumbles	2 at Oakland, Oct 14, 2018 1 vs. Dallas, Nov 21, 2021 1 vs. N.Y. Giants, Nov 01, 2021 1 at L.A. Chargers, Nov 18, 2019 ...8 more at 1.	Longest Opponent's Fumble Return	27 at San Francisco, Jan 01, 2017 14 at Denver, Oct 25, 2020

SINGLE-GAME HIGHS - POSTSEASON: DEFENSIVE

Total Tackles	4 vs. Pittsburgh, Jan 16, 2022 4 at Tampa Bay, Feb 07, 2021 4 vs. Tennessee, Jan 19, 2020 ...2 more at 4.	Forced Fumbles	1 at Atlanta, Jan 14, 2017
Solo Tackles	4 vs. Houston, Jan 12, 2020 2 vs. Buffalo, Jan 23, 2022 2 vs. Pittsburgh, Jan 16, 2022 2 at Tampa Bay, Feb 07, 2021 ...2 more at 2.	Fumble Recoveries	1 vs. Pittsburgh, Jan 16, 2022
Sacks	3.0 vs. Houston, Jan 12, 2020 2.0 vs. Buffalo, Jan 24, 2021 1.0 at Tampa Bay, Feb 07, 2021 1.0 vs. San Francisco, Feb 02, 2020 1.0 vs. Tennessee, Jan 19, 2020 ...3 more at 1.0.	Tackles For Loss	3 vs. Houston, Jan 12, 2020 2 at Tampa Bay, Feb 07, 2021 2 vs. Buffalo, Jan 24, 2021 1 vs. Buffalo, Jan 23, 2022 1 vs. Cleveland, Jan 17, 2021 ...4 more at 1.
Passes Defensed	1 at Minnesota, Jan 10, 2016		

2015 GAME-BY-GAME REGULAR-SEASON STATISTICS (SEAHAWKS)

DATE	OPPONENT	P/S	TACKLES							INTERCEPTIONS					O. FUMB				ST				MISC		W/L	SCORE	
			TK	S	A	SK	YDS	TFL	YDS	QBH	NO	YDS	LG	TD	PD	FF	FR	TD	YDS	TK	S	A	FF	FR			S
09/13	at Rams	P	0	0	0	0.0	0.0	0	0	0	0	0	0	0	0	0	0	0	0	0	0	0	0	0	0	L	31-34+
09/20	at Packers	P	0	0	0	0.0	0.0	0	0	0	0	0	0	0	0	0	0	0	0	0	0	0	0	0	0	L	17-27
09/27	Bears	P	2	2	0	0.0	0.0	0	0	0	0	0	0	0	0	0	0	0	0	0	0	0	0	0	0	W	26-0
10/05	Lions	P	1	1	0	0.0	0.0	0	0	0	0	0	0	0	0	0	0	0	0	0	0	0	0	0	0	W	13-10
10/11	at Bengals	P	0	0	0	0.0	0.0	0	0	0	0	0	0	0	0	0	0	0	0	0	0	0	0	0	0	L	24-27+
10/18	Panthers																									L	23-27
10/22	at 49ers	P	2	2	0	0.0	0.0	1	3	0	0	0	0	0	0	0	0	0	0	0	0	0	0	0	0	W	20-3
11/01	at Cowboys	P	1	1	0	0.0	0.0	0	0	1	0	0	0	0	0	0	0	0	0	0	0	0	0	0	0	W	13-12
11/15	Cardinals	P	2	2	0	0.0	0.0	0	0	0	0	0	0	0	0	0	0	0	0	0	0	0	0	0	0	L	32-39
11/22	49ers	P	1	0	1	0.0	0.0	0	0	1	0	0	0	0	0	0	0	0	0	0	0	0	0	0	0	W	29-13
11/29	Steelers	P	1	1	0	1.0	8.0	1	8	1	0	0	0	0	0	0	0	0	0	0	0	0	0	0	0	W	39-30
12/06	at Vikings	P	2	2	0	2.0	8.0	2	8	3	0	0	0	0	2	0	0	0	0	0	0	0	0	0	0	W	38-7
12/13	at Ravens	P	1	1	0	0.0	0.0	0	0	0	0	0	0	0	0	1	0	0	0	0	0	0	0	0	0	W	35-6
12/20	Browns	P	2	2	0	0.0	0.0	0	0	0	0	0	0	0	0	0	0	0	0	0	0	0	0	0	0	W	30-13
12/27	Rams	P	0	0	0	0.0	0.0	0	0	0	0	0	0	0	0	0	0	0	0	0	0	0	0	0	0	L	17-23
01/03	at Cardinals	P	1	1	0	0.0	0.0	0	0	0	0	0	0	0	0	0	0	0	0	0	0	0	0	0	0	W	36-6
2015 TOTALS			15-0	16	15	1	3.0	16.0	4	19	6	0	0	0	0	2	1	0	0	0	0	0	0	0	0	10-6	

+ - Overtime



2016 GAME-BY-GAME POSTSEASON STATISTICS (SEAHAWKS)

DATE	OPPONENT	P/S	TACKLES						INTERCEPTIONS					O. FUMB				ST				MISC		W/L	SCORE			
			TK	S	A	SK	YDS	TFL	YDS	QBH	NO	YDS	LG	TD	PD	FF	FR	TD	YDS	TK	S	A	FF			FR	S	A
01/07	Lions	P	0	0	0	0.0	0.0	0	0	0	0	0	0	0	0	0	0	0	0	0	0	0	0	0	0	0	W	26-6
01/14	at Falcons	P	1	1	0	1.0	6.0	0	0	2	0	0	0	0	0	1	0	0	0	0	0	0	0	0	0	L	20-36	
2016 TOTALS			2-0	1	1	0	1.0	6.0	0	0	2	0	0	0	0	1	0	0	0	0	0	0	0	0	0	1-1		

2018 GAME-BY-GAME POSTSEASON STATISTICS (SEAHAWKS)

DATE	OPPONENT	P/S	TACKLES						INTERCEPTIONS					O. FUMB				ST				MISC		W/L	SCORE			
			TK	S	A	SK	YDS	TFL	YDS	QBH	NO	YDS	LG	TD	PD	FF	FR	TD	YDS	TK	S	A	FF			FR	S	A
01/05	at Cowboys	S	4	2	2	1.0	10.0	1	10	3	0	0	0	0	0	0	0	0	0	0	0	0	0	0	0	0	L	22-24
2018 TOTALS			1-1	4	2	2	1.0	10.0	1	10	3	0	0	0	0	0	0	0	0	0	0	0	0	0	0	0-1		

2019 GAME-BY-GAME POSTSEASON STATISTICS (CHIEFS)

DATE	OPPONENT	P/S	TACKLES						INTERCEPTIONS					O. FUMB				ST				MISC		W/L	SCORE		
			TK	S	A	SK	YDS	TFL	YDS	QBH	NO	YDS	LG	TD	PD	FF	FR	TD	YDS	TK	S	A	FF			FR	S
01/12	Texans	S	4	4	0	3.0	25.0	3	25	4	0	0	0	0	0	0	0	0	0	0	0	0	0	0	0	W	51-31
01/19	Titans	S	4	1	3	1.0	17.0	1	17	1	0	0	0	0	0	0	0	0	0	0	0	0	0	0	0	W	35-24
02/02	49ers	S	1	1	0	1.0	9.0	1	9	2	0	0	0	0	0	0	0	0	0	0	0	0	0	0	0	W	31-20
2019 TOTALS			3-3	9	6	3	5.0	51.0	5	51	7	0	0	0	0	0	0	0	0	0	0	0	0	0	0	3-0	

2020 GAME-BY-GAME POSTSEASON STATISTICS (CHIEFS)

DATE	OPPONENT	P/S	TACKLES						INTERCEPTIONS					O. FUMB				ST				MISC		W/L	SCORE		
			TK	S	A	SK	YDS	TFL	YDS	QBH	NO	YDS	LG	TD	PD	FF	FR	TD	YDS	TK	S	A	FF			FR	S
01/17	Browns	S	2	1	1	0.0	0.0	1	8	0	0	0	0	0	0	0	0	0	0	0	0	0	0	0	0	W	22-17
01/24	Bills	S	3	2	1	2.0	20.0	2	20	2	0	0	0	0	0	0	0	0	0	0	0	0	0	0	0	W	38-24
02/07	at Buccaneers	S	4	2	2	1.0	6.0	2	9	1	0	0	0	0	0	0	0	0	0	0	0	0	0	0	0	L	9-31
2020 TOTALS			3-3	9	5	4	3.0	26.0	5	37	3	0	0	0	0	0	0	0	0	0	0	0	0	0	0	2-1	

2021 GAME-BY-GAME POSTSEASON STATISTICS (CHIEFS)

DATE	OPPONENT	P/S	TACKLES						INTERCEPTIONS					O. FUMB				ST				MISC		W/L	SCORE		
			TK	S	A	SK	YDS	TFL	YDS	QBH	NO	YDS	LG	TD	PD	FF	FR	TD	YDS	TK	S	A	FF			FR	S
01/16	Steelers	S	4	2	2	0.0	0.0	0	0	0	0	0	0	0	0	0	1	0	0	0	0	0	0	0	0	W	42-21
01/23	Bills	S	2	2	0	0.0	0.0	1	1	0	0	0	0	0	0	0	0	0	0	0	0	0	0	0	0	W	42-36+
01/30	Bengals	S	1	0	1	0.0	0.0	0	0	0	0	0	0	0	0	0	0	0	0	0	0	0	0	0	0	L	24-27+
2021 TOTALS			3-3	7	4	3	0.0	0.0	1	1	0	0	0	0	0	0	1	0	0	0	0	0	0	0	0	2-1	

+ - Overtime



JACK COCHRANE

LINEBACKER #43

SOUTH DAKOTA

ROOKIE

HEIGHT: 6'3"

WEIGHT: 236 LBS

DRAFTED: CFA-22

BIRTHDAY: 2/9/99



- 👁️ Rookie linebacker enters his first season with the Chiefs in 2022.
- 👁️ Originally entered the NFL as a undrafted free agent with the Chiefs in 2022.

Transactions:
Originally entered the NFL as a undrafted free agent with the Chiefs (5/6/22).

COLLEGE

Played five seasons at South Dakota (2017-21) ... Played 46 games, logging 326 tackles (179 solo), including 5.0 sacks (-26 yards), six interceptions returned 71 yards, 10 passes defensed, three forced fumbles and three fumble recoveries ... Named a team captain as a junior and senior, as well as FCS ADA Academic All-Star.

PERSONAL

- 👁️ Two-time first-team all-state performer for Mount Vernon who led the Mustangs to a state runner-up finish in 2015 and a trip back to the state semifinals in 2016.
- 👁️ School's all-time scoring leader with 406 points.



- 👁️ Totaled 2,505 yards rushing with 52 touchdowns and had 1,110 yards receiving with 14 touchdowns.
- 👁️ Was also one of the team's top defenders, finished high school career with 218 tackles, seven sacks and seven interceptions.
- 👁️ Returned kicks and punts.
- 👁️ National Honor Society member.
- 👁️ Also competed in wrestling, baseball and track and field for the Mustangs.



COREY COLEMAN

WIDE RECEIVER #19

BAYLOR



5TH YEAR IN
THE NFL

1ST YEAR WITH
THE CHIEFS

HEIGHT: 5'11"
WEIGHT: 193 LBS
DRAFTED: FA-22
BIRTHDAY: 7/6/94

👁️ Fifth-year wide receiver enters his first season with Kansas City in 2022.

👁️ Originally entered the NFL as the 15th overall pick by the Cleveland Browns in the 2016 NFL Draft.

Transactions:

Signed with Kansas City (3/24/22) ... Waived from the Giants' practice squad (11/24/20) ... Added to the Giants' practice squad (10/28/20) ... Released by the Giants (9/6/20) ... Re-Signed by the

Giants (3/23/20) ... Re-Signed with the Giants (4/15/19) ... Elevated to the Giants' active roster from the practice squad (10/25/18) ... Signed to the Giants' practice squad (10/18/18) ... Released from the Patriots' practice squad (9/29/18) ... Signed to the Patriots' practice squad (9/20/18) ... Released by the Patriots (9/17/18) ... Signed by the Patriots (9/11/18) ... Released by the Bills (9/1/18) ... Traded to the Bills from the Browns (8/5/18) ... Originally entered the NFL as the 15th overall pick by the Cleveland Browns in the 2016 NFL Draft.

COLLEGE

Two-time All-American and 2015 Biletnikoff Award winner as top receiver in college football ... Elite, tough athlete, among most prolific receivers in Baylor history, school record-holder in career (33) and single-season (20) TD receptions ... 2015 unanimous All-American, eighth in school history ... Key component to leading Baylor to most successful four-year span in school history: including two conference championships (2013 & 2014 Big 12 titles), two bowl victories and 40 wins (22-3 home mark) in four seasons -- in three seasons of play following redshirt year led BU to incredible 32-7 record ... First player in school history to record two 1,000-yard receiving seasons ... Finalist for 2015 Campbell Tyler Rose Award ... Two-time All-Big 12 honoree ... Totaled 3,009 yards and 33 TDs on 173 career receptions, also 651 yards (26.0 average) and TD on 25 kick returns in three-year career (also rushed for 164 yards and TD) ... Played 35 career games and made 28 starts ... Among five school records also: first in career receiving yards/game (85.97), first in career kick return average (26.04), most single-game TD receptions (four) ... Career ranks on Baylor receiving charts: fourth in yards (3,009) fifth in receptions (173), and sixth in yards/reception (17.39) ... Ranked seventh in Big 12 Conference history with 33 career receiving TDs ... Other career ranks on school lists: tied for sixth in scoring (210 points), seventh in all-purpose yards (3,833) and tied for ninth in TDs responsible for (35) ... 12 100-yard receiving games ranks tied for third in school history ... Joined Kendall Wright, Terrance Williams and Tevin Reese on BU's 3,000-yard receivers club ... Named "College Football's Most Freakish Athlete" and "College Football's Most Explosive Player" by NFL.com.

PERSONAL

- 👁️ National top 250 recruit from Pearce High School in Richardson, Texas, excelled as rusher, receiver and returner.
- 👁️ Played under head coach Randy Robertson at PHS.
- 👁️ Totaled 3,864 all-purpose yards and 61 touchdowns in final three prep seasons.
- 👁️ Rated 118th overall national prospect by 247Sports.com and 232nd on Rivals250.
- 👁️ National position rankings among receivers: No. 11 by 247Sports.com, No. 17 by ESPN.com, No. 23 by Scout.com, No. 38 by Rivals.com.
- 👁️ Rankings among recruits in state of Texas: No. 15 by 247Sports.com, No. 15 on Austin American-Statesman's Texas Fabulous 55, No. 20 on Rivals.com's Lone Star Recruiting Top 100, No. 25 by ESPN.com, No. 33 on SuperPrep's Texas 121.
- 👁️ Also listed on Texas top 100 listings by Waco Tribune-Herald (top 30), Houston Chronicle Texas Top 100, Lubbock Avalanche-Journal Fab-44 Top 100.
- 👁️ Rated state's fourth-best athlete by Lone Star Recruiting.
- 👁️ Listed No. 6 wide receiver in state in 2011 Postseason Dave Campbell's Texas Football.
- 👁️ Ranked 26th best recruit on Scout.com's Midlands Top 150.
- 👁️ Listed No. 9 on Dallas Morning News' SportsDay Dallas Area Top 100, second among receivers.
- 👁️ Selected to play for 2012 U.S. Under-19 National Football Team in February International Bowl (formerly Team USA vs. The World).
- 👁️ Named first-team 2011 All-Area by DMN SportsDay (as WR/RB/QB).
- 👁️ Earned 2011 first-team Class 4A All-State and District 10-4A MVP honors as wide receiver.
- 👁️ Totaled 69 receptions for 932 yards and 11 TDs, 567 yards and 15 TDs on 84 rushes and threw for 106 yards on 5-of-6 passing as



senior in 2011.

- 🏈 Had 69 receptions for 1,003 yards and 11 TDs as well as 97 carries for 426 yards and 13 TDs as junior in 2010.
- 🏈 Also made two interceptions at cornerback en route to 2010 All-District 10-4A honors.
- 🏈 Totaled 707 yards and 10 TDs on 91 rushes as well as 19 receptions for 229 yards and one TD as sophomore in 2009.
- 🏈 Earned second-team All-District 10-4A honors as sophomore.
- 🏈 Participated on track team, finished eighth at 2012 Texas UIL 3A state meet in high jump with 6-4 mark as senior.
- 🏈 Son of Melvin Coleman and Cassandra Jones.
- 🏈 Full name is Corey Defians Coleman.

COREY COLEMAN'S NFL REGULAR SEASON RUSHING/RECEIVING STATISTICS

DATE	TEAM	RECEIVING							RUSHING				
		GP	GS	NO.	YDS.	AVG.	LG	TD	NO.	YDS.	AVG.	LG	TD
2016	Browns	10	10	33	413	12.5	58	3	2	10	5.0	9	0
2017	Browns	9	8	23	305	13.3	44	2	0	0	0.0	0	0
2018	Patriots	0	0	0	0	0.0	0	0	0	0	0.0	0	0
Went from New England to N.Y. Giants .													
2018	Giants	8	1	5	71	14.2	30	0	1	5	5.0	5	0
2018	TOTAL	8	1	5	71	14.2	30	0	1	5	5.0	5	0
2019	Giants	0	0	0	0	0.0	0	0	0	0	0.0	0	0
2020	Giants	0	0	0	0	0.0	0	0	0	0	0.0	0	0
2021	Giants	0	0	0	0	0.0	0	0	0	0	0.0	0	0
NFL TOTALS		27	19	61	789	12.9	58	5	3	15	5.0	9	0

COREY COLEMAN'S NFL REGULAR SEASON RETURN STATISTICS

DATE	TEAM	KICKOFF RETURNS					PUNT RETURNS					
		RET.	YDS.	AVG.	LG	TD	NO.	FC	YDS.	AVG.	LG	TD
2016	Browns	0	0	0.0	0	0	0	0	0	0.0	0	0
2017	Browns	0	0	0.0	0	0	0	0	0	0.0	0	0
2018	Patriots	0	0	0.0	0	0	0	0	0	0.0	0	0
Went from New England to N.Y. Giants .												
2018	Giants	23	598	26.0	51	0	1	2	19	19.0	19	0
2018	TOTAL	23	598	26.0	51	0	1	2	19	19.0	19	0
2019	Giants	0	0	0.0	0	0	0	0	0	0.0	0	0
2020	Giants	0	0	0.0	0	0	0	0	0	0.0	0	0
2021	Giants	0	0	0.0	0	0	0	0	0	0.0	0	0
NFL TOTALS		23	598	26.0	51	0	1	2	19	19.0	19	0



SINGLE-GAME HIGHS: RUSHING/RECEIVING

<p>Rush Attempts 1 at Indianapolis, Dec 23, 2018 1 at Pittsburgh, Jan 01, 2017</p> <p>Rushing Yards 1 vs. Cincinnati, Dec 11, 2016 9 at Pittsburgh, Jan 01, 2017 5 at Indianapolis, Dec 23, 2018 1 vs. Cincinnati, Dec 11, 2016</p> <p>Longest Runs 9 at Pittsburgh, Jan 01, 2017 5 at Indianapolis, Dec 23, 2018 1 vs. Cincinnati, Dec 11, 2016</p> <p>Receptions 6 vs. Jacksonville, Nov 19, 2017 5 vs. Green Bay, Dec 10, 2017 5 vs. Pittsburgh, Sep 10, 2017 5 at Pittsburgh, Jan 01, 2017 ...1 more at 5.</p> <p>Receiving Yards 104 vs. Baltimore, Sep 18, 2016 80 vs. Jacksonville, Nov 19, 2017 69 at Philadelphia, Sep 11, 2016 64 at Cincinnati, Nov 26, 2017 62 vs. Green Bay, Dec 10, 2017</p> <p>Receiving Average 21.3 at Cincinnati, Nov 26, 2017 20.8 vs. Baltimore, Sep 18, 2016 13.7 vs. Dallas, Nov 06, 2016 13.3 vs. Jacksonville, Nov 19, 2017 12.7 vs. N.Y. Giants, Nov 27, 2016</p> <p>Longest Receptions 58 at Philadelphia, Sep 11, 2016 47 vs. Baltimore, Sep 18, 2016 44 at Cincinnati, Nov 26, 2017 31t vs. Baltimore, Sep 18, 2016 30 at Washington, Dec 09, 2018</p> <p>Receiving TDs 2 vs. Baltimore, Sep 18, 2016 1 vs. Green Bay, Dec 10, 2017 1 vs. Pittsburgh, Sep 10, 2017 1 vs. N.Y. Giants, Nov 27, 2016</p> <p>All-Purpose Yards 143 vs. Tampa Bay, Nov 18, 2018 127 at N.Y. Giants, Dec 30, 2018 104 vs. Baltimore, Sep 18, 2016 103 at San Francisco, Nov 12, 2018 101 at Philadelphia, Nov 25, 2018</p> <p>Kickoff Returns 5 vs. Tampa Bay, Nov 18, 2018 4 at N.Y. Giants, Dec 30, 2018 4 at N.Y. Giants, Dec 16, 2018 3 at N.Y. Giants, Dec 02, 2018 3 at Philadelphia, Nov 25, 2018 ...1 more at 3.</p>	<p>Kickoff Return Yards 134 vs. Tampa Bay, Nov 18, 2018 108 at N.Y. Giants, Dec 30, 2018 101 at Philadelphia, Nov 25, 2018 92 at San Francisco, Nov 12, 2018 91 at N.Y. Giants, Dec 16, 2018</p> <p>Longest Kickoff Return 51 at San Francisco, Nov 12, 2018 46 at Philadelphia, Nov 25, 2018 40 vs. Tampa Bay, Nov 18, 2018 38 at N.Y. Giants, Dec 30, 2018 31 at Philadelphia, Nov 25, 2018</p> <p>Fair Catches 2 at N.Y. Giants, Dec 30, 2018</p> <p>Punt Return Yards 19 at N.Y. Giants, Dec 30, 2018</p> <p>Longest Punt Return 19 at N.Y. Giants, Dec 30, 2018</p> <p>Punt Returns 1 at N.Y. Giants, Dec 30, 2018</p> <p>Kickoff Return Average 33.7 at Philadelphia, Nov 25, 2018 30.7 at San Francisco, Nov 12, 2018 27.0 at N.Y. Giants, Dec 30, 2018 26.8 vs. Tampa Bay, Nov 18, 2018 22.8 at N.Y. Giants, Dec 16, 2018</p> <p>Most TDs 2 vs. Baltimore, Sep 18, 2016 1 vs. Green Bay, Dec 10, 2017 1 vs. Pittsburgh, Sep 10, 2017 1 vs. N.Y. Giants, Nov 27, 2016</p> <p>Miscellaneous Tackles 1 vs. Jacksonville, Nov 19, 2017 1 vs. Pittsburgh, Nov 20, 2016 1 at Baltimore, Nov 10, 2016</p>
---	---

100-YARD RECEIVING GAMES (1): REGULAR SEASON

DATE	TEAM	NO.	YDS.	AVG.	LG	TD
09/18/16	RAVENS	5	104	20.8	47	2



2016 GAME-BY-GAME REGULAR-SEASON STATISTICS (BROWNS)

DATE	OPPONENT	P/S	RECEIVING					RUSHING					W/L	SCORE
			NO.	YDS.	AVG.	LG	TD	NO.	YDS.	AVG.	LG	TD		
09/11	at Eagles	S	2	69	34.5	58	0	0	0	0.0	0	0	L	10-29
09/18	Ravens	S	5	104	20.8	47	2	0	0	0.0	0	0	L	20-25
09/25	at Dolphins						INACTIVE						L	24-30+
10/02	at Redskins						INACTIVE						L	20-31
10/09	Patriots						INACTIVE						L	13-33
10/16	at Titans						INACTIVE						L	26-28
10/23	at Bengals						INACTIVE						L	17-31
10/30	Jets						INACTIVE						L	28-31
11/06	Cowboys	S	3	41	13.7	18	0	0	0	0.0	0	0	L	10-35
11/10	at Ravens	S	3	17	5.7	13	0	0	0	0.0	0	0	L	7-28
11/20	Steelers	S	4	39	9.8	16	0	0	0	0.0	0	0	L	9-24
11/27	Giants	S	3	38	12.7	21t	1	0	0	0.0	0	0	L	13-27
12/11	Bengals	S	3	26	8.7	15	0	1	1	1.0	1	0	L	10-23
12/18	at Bills	S	3	24	8.0	11	0	0	0	0.0	0	0	L	13-33
12/24	Chargers	S	2	15	7.5	9	0	0	0	0.0	0	0	W	20-17
01/01	at Steelers	S	5	40	8.0	11	0	1	9	9.0	9	0	L	24-27+
2016 TOTALS		10-10	33	413	12.5	58	3	2	10	5.0	9	0	1-15	

+ - Overtime

2017 GAME-BY-GAME REGULAR-SEASON STATISTICS (BROWNS)

DATE	OPPONENT	P/S	RECEIVING					RUSHING					W/L	SCORE
			NO.	YDS.	AVG.	LG	TD	NO.	YDS.	AVG.	LG	TD		
09/10	Steelers	S	5	53	10.6	23	1	0	0	0.0	0	0	L	18-21
09/17	at Ravens	S	1	9	9.0	9	0	0	0	0.0	0	0	L	10-24
09/24	at Colts						DID NOT PLAY						L	28-31
10/01	Bengals						DID NOT PLAY						L	7-31
10/08	Jets						DID NOT PLAY						L	14-17
10/15	at Texans						DID NOT PLAY						L	17-33
10/22	Titans						DID NOT PLAY						L	9-12+
10/29	Vikings						DID NOT PLAY						L	16-33
11/12	at Lions						DID NOT PLAY						L	24-38
11/19	Jaguars	S	6	80	13.3	20	0	0	0	0.0	0	0	L	7-19
11/26	at Bengals	S	3	64	21.3	44	0	0	0	0.0	0	0	L	16-30
12/03	at Chargers	S	0	0	0.0	0	0	0	0	0.0	0	0	L	10-19
12/10	Packers	S	5	62	12.4	20	1	0	0	0.0	0	0	L	21-27+
12/17	Ravens	P	1	16	16.0	16	0	0	0	0.0	0	0	L	10-27
12/24	at Bears	S	1	3	3.0	3	0	0	0	0.0	0	0	L	3-20
12/31	at Steelers	S	1	18	18.0	18	0	0	0	0.0	0	0	L	24-28
2017 TOTALS		9-8	23	305	13.3	44	2	0	0	0.0	0	0	0-16	

+ - Overtime

2018 GAME-BY-GAME REGULAR-SEASON STATISTICS (PATRIOTS/GIANTS)

DATE	OPPONENT	P/S	RECEIVING					RUSHING					W/L	SCORE
			NO.	YDS.	AVG.	LG	TD	NO.	YDS.	AVG.	LG	TD		
09/09	Texans						DID NOT PLAY						W	27-20
09/16	at Jaguars						DID NOT PLAY						L	20-31
09/23	at Lions						PRACTICE SQUAD						L	10-26
09/30	Dolphins						NOT ON ROSTER						W	38-7
10/04	Colts						NOT ON ROSTER						W	38-24
10/14	Chiefs						NOT ON ROSTER						W	43-40
							Went from Patriots to Giants .							
10/22	at Falcons						PRACTICE SQUAD						L	20-23
10/28	Redskins						DID NOT PLAY						L	13-20
11/12	at 49ers	P	1	11	11.0	11	0	0	0	0.0	0	0	W	27-23
11/18	Buccaneers	P	1	9	9.0	9	0	0	0	0.0	0	0	W	38-35
11/25	at Eagles	P	0	0	0.0	0	0	0	0	0.0	0	0	L	22-25
12/02	Bears	P	0	0	0.0	0	0	0	0	0.0	0	0	W	30-27+
12/09	at Redskins	P	2	43	21.5	30	0	0	0	0.0	0	0	W	40-16
12/16	Titans	P	1	8	8.0	8	0	0	0	0.0	0	0	L	0-17
12/23	at Colts	S	0	0	0.0	0	0	1	5	5.0	5	0	L	27-28
12/30	Cowboys	P	0	0	0.0	0	0	0	0	0.0	0	0	L	35-36
2018 TOTALS		8-1	5	71	14.2	30	0	1	5	5.0	5	0	8-8	

+ - Overtime



2019 GAME-BY-GAME REGULAR-SEASON STATISTICS (GIANTS)

DATE	OPPONENT	P/S	RECEIVING					RUSHING					W/L	SCORE
			NO.	YDS.	AVG.	LG	TD	NO.	YDS.	AVG.	LG	TD		
09/08	at Cowboys							RESERVE/INJURED					L	17-35
09/15	Bills							RESERVE/INJURED					L	14-28
09/22	at Buccaneers							RESERVE/INJURED					W	32-31
09/29	Redskins							RESERVE/INJURED					W	24-3
10/06	Vikings							RESERVE/INJURED					L	10-28
10/10	at Patriots							RESERVE/INJURED					L	14-35
10/20	Cardinals							RESERVE/INJURED					L	21-27
10/27	at Lions							RESERVE/INJURED					L	26-31
11/04	Cowboys							RESERVE/INJURED					L	18-37
11/10	at Jets							RESERVE/INJURED					L	27-34
11/24	at Bears							RESERVE/INJURED					L	14-19
12/01	Packers							RESERVE/INJURED					L	13-31
12/09	at Eagles							RESERVE/INJURED					L	17-23+
12/15	Dolphins							RESERVE/INJURED					W	36-20
12/22	at Redskins							RESERVE/INJURED					W	41-35+
12/29	Eagles							RESERVE/INJURED					L	17-34
2019 TOTALS		0-0	0	0	0.0	0	0	0	0	0.0	0	0	4-12	

+ - Overtime

2020 GAME-BY-GAME REGULAR-SEASON STATISTICS (GIANTS)

DATE	OPPONENT	P/S	RECEIVING					RUSHING					W/L	SCORE
			NO.	YDS.	AVG.	LG	TD	NO.	YDS.	AVG.	LG	TD		
09/14	Steelers							NOT ON ROSTER					L	16-26
09/20	at Bears							NOT ON ROSTER					L	13-17
09/27	49ers							NOT ON ROSTER					L	9-36
10/04	at Rams							NOT ON ROSTER					L	9-17
10/11	at Cowboys							NOT ON ROSTER					L	34-37
10/18	Football Team							NOT ON ROSTER					W	20-19
10/22	at Eagles							NOT ON ROSTER					L	21-22
11/02	Buccaneers							PRACTICE SQUAD					L	23-25
11/08	at Football Team							PRACTICE SQUAD					W	23-20
11/15	Eagles							PRACTICE SQUAD					W	27-17
11/29	at Bengals							NOT ON ROSTER					W	19-17
12/06	at Seahawks							NOT ON ROSTER					W	17-12
12/13	Cardinals							NOT ON ROSTER					L	7-26
12/20	Browns							NOT ON ROSTER					L	6-20
12/27	at Ravens							NOT ON ROSTER					L	13-27
01/03	Cowboys							NOT ON ROSTER					W	23-19
2020 TOTALS		0-0	0	0	0.0	0	0	0	0	0.0	0	0	6-10	

2021 GAME-BY-GAME REGULAR-SEASON STATISTICS (GIANTS)

DATE	OPPONENT	P/S	RECEIVING					RUSHING					W/L	SCORE
			NO.	YDS.	AVG.	LG	TD	NO.	YDS.	AVG.	LG	TD		
09/12	Broncos							NOT ON ROSTER					L	13-27
09/16	at Football Team							NOT ON ROSTER					L	29-30
09/26	Falcons							NOT ON ROSTER					L	14-17
10/03	at Saints							NOT ON ROSTER					W	27-21+
10/10	at Cowboys							NOT ON ROSTER					L	20-44
10/17	Rams							NOT ON ROSTER					L	11-38
10/24	Panthers							NOT ON ROSTER					W	25-3
11/01	at Chiefs							NOT ON ROSTER					L	17-20
11/07	Raiders							NOT ON ROSTER					W	23-16
11/22	at Buccaneers							NOT ON ROSTER					L	10-30
11/28	Eagles							NOT ON ROSTER					W	13-7
12/05	at Dolphins							NOT ON ROSTER					L	9-20
12/12	at Chargers							NOT ON ROSTER					L	21-37
12/19	Cowboys							NOT ON ROSTER					L	6-21
12/26	at Eagles							NOT ON ROSTER					L	10-34
01/02	at Bears							NOT ON ROSTER					L	3-29
01/09	Football Team							NOT ON ROSTER					L	7-22
2021 TOTALS		0-0	0	0	0.0	0	0	0	0	0.0	0	0	4-13	

+ - Overtime






BRYAN COOK

SAFETY #6
CINCINNATI

ROOKIE

HEIGHT: 6'1"
WEIGHT: 206 LBS
DRAFTED: D2B-22
BIRTHDAY: 9/7/99



- 👁️ Rookie wide receiver enters his first season with the Chiefs in 2022.
- 👁️ Originally entered the NFL the second of two second-round picks (62nd overall) by the Chiefs in the 2022 NFL Draft.

Transactions:

Originally entered the NFL the second of two second-round picks (62nd overall) by the Chiefs in the 2022 NFL Draft.

COLLEGE

Reese's Senior Bowl invitee who had a breakout senior campaign after starting only two games in 2020 Peach Bowl season ... All-AAC first-team selection in 2021 ... Played first two seasons at Howard before transferring back home and sitting out the 2019 season per NCAA rules ... Totaled 93 tackles, including 5.5 for loss, with nine pass breakups ... Helped UC to rank No. 1 in the country in pass efficiency defense (103.37), No. 2 in passing yards allowed (169.2), No. 3 in interceptions (19) and No. 4 in opponent completion percentage (54.0) ... Collected CoSIDA Academic All-America second-team honors ... In 2020, he made two starts and played in all 10 games during his first full season at UC ... Totaled 26 tackles, including 19 solo stops, along with two pass break ups and a tackle for a loss ... In 2019, sat out 13 games due to NCAA transfer regulations ... Made his UC debut in the TicketSmarter Birmingham Bowl, recording a pair of tackles on special teams ... Named to the 2019 AAC All-Academic Team ... Played in 21 games at Howard University from 2017-18 ... Totaled 93 tackles, including 77 solo stops ... Also had 17 passes defended, five tackles for a loss, five interceptions with one returned for a 41-yard TD, two forced fumbles and a pair of fumble recoveries.

PERSONAL

- 👁️ Prepped for Coach Arvie Crouch at Mount Healthy HS.
- 👁️ Earned Honorable Mention *Associated Press* All-Southwest District honors and first-team All-Southwest Ohio Conference accolades in 2016.
- 👁️ Part of SWOC Championship teams in 2014 and 2015.
- 👁️ Totaled 35 tackles, three interceptions, and a fumble recovery over nine games in 2016.
- 👁️ On offense, had four receptions for 110 yards and three TDs.
- 👁️ Totaled a season-best 10 stops and an interception at Harrison.
- 👁️ Tabbed for the SWOC Sportsmanship Award in 2015.



DUSTIN CRUM

QUARTERBACK #13
KENT STATE

ROOKIE

HEIGHT: 6'1"
WEIGHT: 210 LBS
DRAFTED: CFA-22
BIRTHDAY: 1/5/99



👁️ Rookie quarterback enters his first season with the Chiefs in 2022.

👁️ Originally entered the NFL as a undrafted free agent with the Chiefs in 2022.

Transactions:

Originally entered the NFL as a undrafted free agent with the Chiefs (5/6/22).

COLLEGE

Played five seasons at Kent State (2017-21) ... Played in 51 games, completing 576 passes on 864 attempts (66.7 pct.) for 7,401 yards and 55 touchdowns with just 12 interceptions ... Rushed 477 times for 2,747 yards and 24 touchdowns ... Earned Academic All-MAC honors ... Was the 2019 Tropical Smoothie Frisco Bowl MVP ... In 2020, was named first-team All-Mid American Conference.

PERSONAL

- 👁️ Two-time Mr. Ohio finalist.
- 👁️ 2016 *Associated Press* Division II All-Ohio first-team.
- 👁️ Three-time All-Ohio selection.
- 👁️ Two-time district Offensive Player of the Year.
- 👁️ Three-time All-District first-team selection.
- 👁️ Cleveland.com's 2016 Football All-Stars on Offense first-team.
- 👁️ Helped Midview to a pair of conference titles and a regional runner-up finish.
- 👁️ Earned academic All-State honors.
- 👁️ Holds Lorain County and Midview High School records for career passing yards (8,585) and touchdown passes (103).
- 👁️ Rushed for 3,447 yards and 38 touchdowns in his career.
- 👁️ As a senior, threw for 2,615 yards and rushed for 1,557 yards, accounting for 46 total touchdowns (32 passing, 14 rushing).
- 👁️ Holds Lorain County record for touchdown passes in a season (39).
- 👁️ Eight touchdown passes in a game are tied for second in Ohio history.
- 👁️ Also lettered in basketball and baseball and is a two-time conference champion in both sports.



BRANDIN DANDRIDGE

DEFENSIVE BACK #34
MISSOURI WESTERN



1ST YEAR IN THE NFL

1ST YEAR WITH THE CHIEFS

HEIGHT: 5'10"
WEIGHT: 183 LBS
DRAFTED: FA-22
BIRTHDAY: 9/19/96

- 👁️ First-year defensive back enters his first season with the Chiefs in 2022.
- 👁️ Originally entered the NFL as a free agent with the Chiefs in 2022.

Transactions:

Signed to Reserve/Future via free agency (2/7/22) ... Played for Ottawa Redblacks in CFL (2019-20).

COLLEGE

Went to Missouri Western from 2014-18 where he started 34 and played in 45 games ... Recorded 131 tackles and 11 interceptions ... In 2018, received All-MIAA honors in two categories (first-team as a returner and second-team as a DB) ... Also named to Don Hansen All-Super Region first-team (returner) and third-team (DB) ... Named third-team All-MIAA in 2017 ... MIAA Academic Honor Roll (2017).

PERSONAL

- 👁️ Went to Blue Springs (Mo.) South H.S.
- 👁️ First-team All-Conference and All-District wide receiver.
- 👁️ All-State track athlete.
- 👁️ Son of Veronica Carter and Barrett Dandridge.
- 👁️ Native to Lee's Summit, Mo.



MIKE DANNA

DEFENSIVE END #51
MICHIGAN



3RD YEAR IN THE NFL

3RD YEAR WITH THE CHIEFS

HEIGHT: 6'2"
WEIGHT: 257 LBS
DRAFTED: D5-20
BIRTHDAY: 12/1/97

- Third-year defensive end enters his third season with the Chiefs in 2022.
- Originally entered the NFL as a fifth-round pick (177th overall) by the Kansas City Chiefs in the 2020 NFL Draft.

Transactions:

Originally entered the NFL as a fifth-round pick (177th overall) by the Kansas City Chiefs in the 2020 NFL Draft.

COLLEGE

Spent one season at Michigan (2019) where he appeared in all 13 games with one start along the defensive line making 38 tackles including three for loss with 3.0 sacks and one forced fumble to earn his first varsity letter at U-M ... Was on the watch list for the Hendricks Award ... Spent four seasons at Central Michigan (2015-19) where he appeared in 38 games (16 starts) tallying 151 tackles (92 solo), 28.0 tackles for loss, 15.0 sacks, one pass defended, four forced fumbles and four fumble recoveries ... As a redshirt-junior at Central Michigan earned the Chippewas' Herb Deromedi Most Valuable Player Award, was named to the 2018 Pro Football Focus All-American first-team as a lineman and was named to All-Mid-American Conference first-team defense ... Redshirted as a freshman in 2015.

PERSONAL

- Attended Warren De La Salle Collegiate High School where he was a two-year starter and varsity letterwinner in football.
- Led his team to the 2014 Division 2 state title.
- School records for tackles-for-a-loss (20) and sacks (10.0) in a single season in 2014.
- Also tallied 52 tackles in just nine games as a senior.
- Ranked No. 15 on the Detroit Free Press Fab 50 and the Detroit News Blue Chip list.
- Named to the Detroit Free Press, Detroit News and MLive Dream Teams in 2014.
- Earned All-State special mention from the *Associated Press* in 2014.
- Named to the 2014 Detroit News All-Metro East first-team.
- Selected first-team All-Macomb County by the Macomb Daily in 2014.
- Hometown: Detroit, Mich.

MIKE DANNA'S NFL REGULAR SEASON DEFENSIVE STATISTICS

DATE	TEAM	GP	GS	TACKLES							INTERCEPTIONS					O. FUMB				ST				MISC			
				TK	S	A	TFL	YDS	SK	YDS	QBH	NO	YDS	LG	TD	PD	FF	FR	TD	YDS	TK	S	A	FF	FR	S	A
2020	Chiefs	13	1	25	16	9	4	23	2.5	22.5	6	0	0	0	0	0	0	0	0	0	0	0	0	0	0	0	0
2021	Chiefs	17	6	26	11	15	3	14	3.0	14.0	10	0	0	0	0	1	2	0	0	0	0	0	0	0	0	0	
NFL TOTALS		30	7	51	27	24	7	37	5.5	36.5	16	0	0	0	0	1	2	0	0	0	0	0	0	0	0	0	

MIKE DANNA'S NFL POSTSEASON DEFENSIVE STATISTICS

DATE	TEAM	GP	GS	TACKLES							INTERCEPTIONS					O. FUMB				ST				MISC		
				TK	S	A	TFL	YDS	SK	YDS	QBH	NO	YDS	LG	TD	PD	FF	FR	TD	YDS	TK	S	A	FF	FR	S
2020	Chiefs	3	0	4	1	3	0	0	0.0	0.0	0	0	0	0	0	0	0	0	0	0	0	0	0	0	0	0
2021	Chiefs	3	0	3	3	0	1	3	1.0	3.0	3	0	0	0	0	0	0	0	0	0	0	0	0	0	0	
NFL TOTALS		6	0	7	4	3	1	3	1.0	3.0	3	0	0	0	0	0	0	0	0	0	0	0	0	0	0	



SINGLE-GAME HIGHS: DEFENSIVE

Total Tackles	4 vs. Buffalo, Oct 10, 2021 4 at Philadelphia, Oct 03, 2021 4 at Miami, Dec 13, 2020 3 vs. Cleveland, Sep 12, 2021 ...5 more at 3.	Passes Defensed	1 at Washington, Oct 17, 2021
Solo Tackles	4 at Miami, Dec 13, 2020 3 at Philadelphia, Oct 03, 2021 3 vs. Houston, Sep 10, 2020 2 vs. L.A. Chargers, Sep 26, 2021 2 vs. L.A. Chargers, Jan 03, 2021 ...1 more at 2.	Forced Fumbles	1 at Washington, Oct 17, 2021 1 vs. L.A. Chargers, Sep 26, 2021
Sacks	2.0 at Philadelphia, Oct 03, 2021 1.0 vs. L.A. Chargers, Sep 26, 2021 1.0 at Miami, Dec 13, 2020 1.0 at L.A. Chargers, Sep 20, 2020 0.5 at Tampa Bay, Nov 29, 2020	Tackles For Loss	3 at Miami, Dec 13, 2020 2 at Philadelphia, Oct 03, 2021 1 vs. L.A. Chargers, Sep 26, 2021 1 at L.A. Chargers, Sep 20, 2020

SINGLE-GAME HIGHS - POSTSEASON: DEFENSIVE

Total Tackles	2 vs. Cincinnati, Jan 30, 2022 2 vs. Cleveland, Jan 17, 2021 1 vs. Pittsburgh, Jan 16, 2022 1 at Tampa Bay, Feb 07, 2021 ...1 more at 1.	Sacks	1.0 vs. Pittsburgh, Jan 16, 2022
Solo Tackles	2 vs. Cincinnati, Jan 30, 2022 1 vs. Pittsburgh, Jan 16, 2022 1 vs. Cleveland, Jan 17, 2021	Tackles For Loss	1 vs. Pittsburgh, Jan 16, 2022

2020 GAME-BY-GAME REGULAR-SEASON STATISTICS (CHIEFS)

DATE	OPPONENT	P/S	TACKLES							INTERCEPTIONS				O. FUMB			ST				MISC			W/L	SCORE					
			TK	S	A	SK	YDS	TFL	YDS	QBH	NO	YDS	LG	TD	PD	FF	FR	TD	YDS	TK	S	A	FF			FR	S	A		
09/10	Texans	P	3	3	0	0.0	0.0	0	0	0	0	0	0	0	0	0	0	0	0	0	0	0	0	0	0	W	34-20			
09/20	at Chargers	P	3	1	2	1.0	14.0	1	14	1	0	0	0	0	0	0	0	0	0	0	0	0	0	0	W	23-20+				
09/28	at Ravens	P	1	1	0	0.0	0.0	0	0	0	0	0	0	0	0	0	0	0	0	0	0	0	0	0	W	34-20				
10/05	Patriots	P	0	0	0	0.0	0.0	0	0	0	0	0	0	0	0	0	0	0	0	0	0	0	0	0	W	26-10				
10/11	Raiders										RESERVE/INJURED																		L	32-40
10/19	at Bills										RESERVE/INJURED																		W	26-17
10/25	at Broncos										RESERVE/INJURED																		W	43-16
11/01	Jets	P	1	0	1	0.0	0.0	0	0	0	0	0	0	0	0	0	0	0	0	0	0	0	0	0	0	W	35-9			
11/08	Panthers	P	1	1	0	0.0	0.0	0	0	2	0	0	0	0	0	0	0	0	0	0	0	0	0	0	0	W	33-31			
11/22	at Raiders	P	3	2	1	0.0	0.0	0	0	0	0	0	0	0	0	0	0	0	0	0	0	0	0	0	0	W	35-31			
11/29	at Buccaneers	P	3	0	3	0.5	1.5	0	0	1	0	0	0	0	0	0	0	0	0	0	0	0	0	0	0	W	27-24			
12/06	Broncos	P	3	1	2	0.0	0.0	0	0	0	0	0	0	0	0	0	0	0	0	0	0	0	0	0	0	W	22-16			
12/13	at Dolphins	P	4	4	0	1.0	7.0	3	9	1	0	0	0	0	0	0	0	0	0	0	0	0	0	0	0	W	33-27			
12/20	at Saints	P	0	0	0	0.0	0.0	0	0	1	0	0	0	0	0	0	0	0	0	0	0	0	0	0	0	W	32-29			
12/27	Falcons	P	1	1	0	0.0	0.0	0	0	0	0	0	0	0	0	0	0	0	0	0	0	0	0	0	0	W	17-14			
01/03	Chargers	S	2	2	0	0.0	0.0	0	0	0	0	0	0	0	0	0	0	0	0	0	0	0	0	0	0	L	21-38			
2020 TOTALS			13-1	25	16	9	2.5	22.5	4	23	6	0	0	0	0	0	0	0	0	0	0	0	0	0	0	14-2				

+ - Overtime

2021 GAME-BY-GAME REGULAR-SEASON STATISTICS (CHIEFS)

DATE	OPPONENT	P/S	TACKLES							INTERCEPTIONS				O. FUMB			ST				MISC			W/L	SCORE		
			TK	S	A	SK	YDS	TFL	YDS	QBH	NO	YDS	LG	TD	PD	FF	FR	TD	YDS	TK	S	A	FF			FR	S
09/12	Browns	S	3	1	2	0.0	0.0	0	0	1	0	0	0	0	0	0	0	0	0	0	0	0	0	0	0	W	33-29
09/19	at Ravens	P	0	0	0	0.0	0.0	0	0	0	0	0	0	0	0	0	0	0	0	0	0	0	0	0	0	L	35-36
09/26	Chargers	S	2	2	0	1.0	6.0	1	6	3	0	0	0	0	0	1	0	0	0	0	0	0	0	0	0	L	24-30
10/03	at Eagles	S	4	3	1	2.0	8.0	2	8	2	0	0	0	0	0	0	0	0	0	0	0	0	0	0	0	W	42-30
10/10	Bills	S	4	1	3	0.0	0.0	0	0	1	0	0	0	0	0	0	0	0	0	0	0	0	0	0	0	L	20-38
10/17	at Football Team	S	2	1	1	0.0	0.0	0	0	0	0	0	0	0	1	1	0	0	0	0	0	0	0	0	0	W	31-13
10/24	at Titans	P	1	0	1	0.0	0.0	0	0	0	0	0	0	0	0	0	0	0	0	0	0	0	0	0	0	L	3-27
11/01	Giants	P	0	0	0	0.0	0.0	0	0	0	0	0	0	0	0	0	0	0	0	0	0	0	0	0	0	W	20-17
11/07	Packers	S	2	1	1	0.0	0.0	0	0	0	0	0	0	0	0	0	0	0	0	0	0	0	0	0	0	W	13-7
11/14	at Raiders	P	2	1	1	0.0	0.0	0	0	0	0	0	0	0	0	0	0	0	0	0	0	0	0	0	0	W	41-14
11/21	Cowboys	P	0	0	0	0.0	0.0	0	0	0	0	0	0	0	0	0	0	0	0	0	0	0	0	0	0	W	19-9
12/05	Broncos	P	2	0	2	0.0	0.0	0	0	1	0	0	0	0	0	0	0	0	0	0	0	0	0	0	0	W	22-9
12/12	Raiders	P	1	1	0	0.0	0.0	0	0	1	0	0	0	0	0	0	0	0	0	0	0	0	0	0	0	W	48-9
12/16	at Chargers	P	1	0	1	0.0	0.0	0	0	0	0	0	0	0	0	0	0	0	0	0	0	0	0	0	0	W	34-28+
12/26	Steelers	P	1	0	1	0.0	0.0	0	0	0	0	0	0	0	0	0	0	0	0	0	0	0	0	0	0	W	36-10
01/02	at Bengals	P	0	0	0	0.0	0.0	0	0	1	0	0	0	0	0	0	0	0	0	0	0	0	0	0	0	L	31-34
01/08	at Broncos	P	1	0	1	0.0	0.0	0	0	0	0	0	0	0	0	0	0	0	0	0	0	0	0	0	0	W	28-24
2021 TOTALS			17-6	26	11	15	3.0	14.0	3	14	10	0	0	0	0	1	2	0	0	0	0	0	0	0	0	12-5	

+ - Overtime



2020 GAME-BY-GAME POSTSEASON STATISTICS (CHIEFS)

DATE	OPPONENT	P/S	TACKLES							INTERCEPTIONS					O. FUMB				ST				MISC		SCORE		
			TK	S	A	SK	YDS	TFL	YDS	QBH	NO	YDS	LG	TD	PD	FF	FR	TD	YDS	TK	S	A	FF	FR		S	A
01/17	Browns	P	2	1	1	0.0	0.0	0	0	0	0	0	0	0	0	0	0	0	0	0	0	0	0	0	0	W	22-17
01/24	Bills	P	1	0	1	0.0	0.0	0	0	0	0	0	0	0	0	0	0	0	0	0	0	0	0	0	W	38-24	
02/07	at Buccaneers	P	1	0	1	0.0	0.0	0	0	0	0	0	0	0	0	0	0	0	0	0	0	0	0	0	L	9-31	
2020 TOTALS		3-0	4	1	3	0.0	0.0	0	0	0	0	0	0	0	0	0	0	0	0	0	0	0	0	0	2-1		

2021 GAME-BY-GAME POSTSEASON STATISTICS (CHIEFS)

DATE	OPPONENT	P/S	TACKLES							INTERCEPTIONS					O. FUMB				ST				MISC		SCORE		
			TK	S	A	SK	YDS	TFL	YDS	QBH	NO	YDS	LG	TD	PD	FF	FR	TD	YDS	TK	S	A	FF	FR		S	A
01/16	Steelers	P	1	1	0	1.0	3.0	1	3	2	0	0	0	0	0	0	0	0	0	0	0	0	0	0	0	W	42-21
01/23	Bills	P	0	0	0	0.0	0.0	0	0	0	0	0	0	0	0	0	0	0	0	0	0	0	0	0	W	42-36+	
01/30	Bengals	P	2	2	0	0.0	0.0	0	0	1	0	0	0	0	0	0	0	0	0	0	0	0	0	0	L	24-27+	
2021 TOTALS		3-0	3	3	0	1.0	3.0	1	3	3	0	0	0	0	0	0	0	0	0	0	0	0	0	0	2-1		

+ - Overtime





CARLOS DUNLAP II

**DEFENSIVE END/
OUTSIDE LINEBACKER #8**
FLORIDA



13TH YEAR IN
THE NFL

1ST YEAR WITH
THE CHIEFS

HEIGHT: 6'6"
WEIGHT: 285 LBS
DRAFTED: FA-22
BIRTHDAY: 2/28/89

Thirteenth-year defensive end/outside linebacker enters his first season with the Chiefs in 2022.

Originally entered the NFL as a second-round pick (54th overall) by the Cincinnati Bengals in the 2010 NFL Draft.

Career Highlights:

- Finished Bengals career ranked second in franchise sacks (82.5), one behind DE Eddie Edwards (83.5).
- His career-best 13.5 sacks in 2015 were second-most in a season in Cincinnati history, behind DE Coy Bacon's 22.0 in 1976.
- Recorded a team-high 9.0 sacks in 2019 for the Bengals, marking the fifth time in his 10 seasons he finished with at least a share of the team's sack lead (2011, 2013-15, 2019).
- His 38 passes defended between 2016-19 were the most in the NFL among non-defensive backs, and in 2016, became the

first Bengals defensive lineman to ever lead the team in passes defended (15).

Honors:

- Selected to the Pro Bowl following the 2015 and 2016 seasons.
- 2010 PFWA All-Rookie Team.

Transactions:

Signed by Kansas City (7/28/22) ... Released by the Seahawks (3/18/22) ... Signed by the Seahawks (3/30/21) ... Released by the Seahawks (3/8/21) ... Traded by the Bengals to the Seahawks (10/28/20) ... Re-signed by the Bengals (8/28/18) ... Re-signed by the Bengals (7/16/13) ... Originally entered the NFL as a second-round pick (54th overall) by the Cincinnati Bengals in the 2010 NFL Draft.

COLLEGE

Played three seasons (2007-09) at Florida, with totals of 84 tackles, 19.5 sacks, 26 tackles for loss, eight passes defended and four blocked kicks ... Entered NFL Draft following his junior season ... Named Defensive MVP of 2008 season BCS National Championship win over Oklahoma ... Was an SEC Academic All-American in 2008 and selected to the SEC Academic Honor Roll as a freshman ... Helped the Gators to 13-1 records in each of his last two seasons, including 51-24 Sugar Bowl victory over University of Cincinnati to close the 2009 campaign.

PERSONAL

- Attended Fort Dorchester High and closed career ranked 15th on ESPN's Top 150 recruits list.
- Actively supports children in need in both South Carolina and Greater Cincinnati, through Carlos Dunlap Foundation, with events including an annual football camp, holiday shopping trips and school supplies giveaways at the beginning of school year.
- Enjoys traveling and jet skiing.
- Was named 'Mayor for a Day' in North Charleston on March 13, 2009.
- Lists parents, Diane Ross and Carlos L. Dunlap Sr., as greatest source of inspiration.
- Earned bachelor's degree in business administration from Florida and master's degree in business administration from Miami (Fla.).

CARLOS DUNLAP II'S NFL REGULAR SEASON DEFENSIVE STATISTICS

DATE	TEAM	GP	GS	TACKLES								INTERCEPTIONS					O. FUMB				ST				MISC					
				TK	S	A	TFL	YDS	SK	YDS	QBH	NO	YDS	LG	TD	PD	FF	FR	TD	YDS	TK	S	A	FF	FR	S	A			
2010	Bengals	12	0	24	19	5	9	0	9.5	77.5	14	0	0	0	0	3	0	1	0	0	0	0	0	0	0	0	0	0	0	0
2011	Bengals	12	1	23	11	12	4	0	4.5	42.0	18	0	0	0	0	3	0	1	1	35	0	0	0	0	0	0	0	0	0	0
2012	Bengals	14	1	41	34	7	8	0	6.0	55.0	12	1	14	14t	1	3	4	3	0	2	0	0	0	0	0	0	0	0	0	0
2013	Bengals	16	15	58	39	19	8	28	7.5	40.5	26	0	0	0	0	5	4	1	0	42	0	0	0	0	0	0	0	0	0	0
2014	Bengals	16	16	66	40	26	16	64	8.0	49.5	28	0	0	0	0	5	2	1	0	0	0	0	0	0	0	0	0	0	0	0
2015	Bengals	16	16	55	37	18	16	96	13.5	91.5	34	0	0	0	0	1	2	1	0	21	0	0	0	0	0	0	0	0	0	0
2016	Bengals	16	16	49	30	19	7	43	8.0	45.0	23	0	0	0	0	15	3	0	0	0	0	0	0	0	0	0	0	0	0	0
2017	Bengals	16	16	46	35	11	12	66	7.5	41.0	24	1	16	16t	1	7	1	0	0	0	0	0	0	0	0	0	0	0	0	0
2018	Bengals	16	16	47	31	16	8	38	8.0	32.0	21	0	0	0	0	8	2	1	0	0	0	0	0	0	0	0	0	0	0	0
2019	Bengals	14	14	63	39	24	13	66	9.0	63.0	21	0	0	0	0	8	2	0	0	0	0	0	0	0	0	0	0	0	0	0
2020	Bengals	7	4	18	13	5	2	15	1.0	9.0	4	0	0	0	0	2	0	0	0	0	0	0	0	0	0	0	0	0	0	0
		Went from Cincinnati to Seattle.																												
2020	Seahawks	8	6	14	7	7	6	35	5.0	31.5	14	0	0	0	0	2	0	0	0	0	0	0	0	0	0	0	0	0	0	0
2020	TOTAL	15	10	32	20	12	8	50	6.0	40.5	18	0	0	0	0	4	0	0	0	0	0	0	0	0	0	0	0	0	0	0
2021	Seahawks	17	2	35	24	11	8	57	8.5	64.5	14	0	0	0	0	7	1	0	0	0	0	0	0	0	0	0	0	0	0	0
NFL TOTALS		180	123	539	359	180	117	508	96.0	642.0	253	2	30	16T	2	69	21	9	1	100	0	0	0	0	0	0	0	0	0	0

CARLOS DUNLAP II'S NFL POSTSEASON DEFENSIVE STATISTICS

DATE	TEAM	GP	GS	TACKLES								INTERCEPTIONS					O. FUMB				ST				MISC					
				TK	S	A	TFL	YDS	SK	YDS	QBH	NO	YDS	LG	TD	PD	FF	FR	TD	YDS	TK	S	A	FF	FR	S	A			
2011	Bengals	1	0	1	1	0	0	0	0.0	0.0	0	0	0	0	0	0	0	0	0	0	0	0	0	0	0	0	0	0	0	0
2012	Bengals	1	0	3	2	1	0	0	0.0	0.0	1	0	0	0	0	0	0	0	0	0	0	0	0	0	0	0	0	0	0	0
2013	Bengals	1	1	4	2	2	0	0	0.0	0.0	0	0	0	0	0	0	0	0	0	0	0	0	0	0	0	0	0	0	0	0
2014	Bengals	1	1	2	1	1	0	0	0.0	0.0	3	0	0	0	0	0	0	0	0	0	0	0	0	0	0	0	0	0	0	0
2015	Bengals	1	1	3	1	2	0	0	0.5	5.5	2	0	0	0	0	1	0	0	0	0	0	0	0	0	0	0	0	0	0	0
2020	Seahawks	1	1	2	1	1	0	0	0.0	0.0	1	0	0	0	0	2	0	0	0	0	0	0	0	0	0	0	0	0	0	0
NFL TOTALS		6	4	15	8	7	0	0	0.5	5.5	7	0	0	0	0	3	0	0	0	0	0	0	0	0	0	0	0	0	0	

SINGLE-GAME HIGHS: DEFENSIVE

Total Tackles	9 at Philadelphia, Sep 27, 2020 7 vs. N.Y. Jets, Dec 01, 2019 7 at Seattle, Sep 08, 2019 7 vs. Pittsburgh, Dec 18, 2016 ...2 more at 7.	Tackles For Loss	3 at L.A. Rams, Dec 21, 2021 3 at Buffalo, Nov 08, 2020 3 vs. N.Y. Jets, Dec 01, 2019 ...4 more at 3.
Solo Tackles	9 at Philadelphia, Sep 27, 2020 6 vs. N.Y. Jets, Dec 01, 2019 6 vs. Tennessee, Sep 21, 2014 6 vs. Green Bay, Sep 22, 2013 5 vs. Chicago, Dec 26, 2021 ...7 more at 5.	Interceptions	1 vs. Indianapolis, Oct 29, 2017 1 vs. Baltimore, Dec 30, 2012
Sacks	3.0 at L.A. Rams, Dec 21, 2021 3.0 vs. N.Y. Jets, Dec 01, 2019 3.0 at Denver, Dec 28, 2015 2.5 vs. Cleveland, Dec 29, 2019 2.0 at Arizona, Jan 09, 2022 ...11 more at 2.0.	Interception Return Yards	16 vs. Indianapolis, Oct 29, 2017 14 vs. Baltimore, Dec 30, 2012
Passes Defensed	4 vs. Philadelphia, Dec 04, 2016 3 vs. Baltimore, Sep 13, 2018 3 at Pittsburgh, Dec 12, 2010 2 vs. Jacksonville, Oct 31, 2021 2 at Cleveland, Dec 08, 2019 ...5 more at 2.	Safeties	1 vs. San Francisco, Dec 05, 2021
Forced Fumbles	2 at San Diego, Dec 02, 2012 1 vs. Chicago, Dec 26, 2021 1 vs. Cleveland, Dec 29, 2019 1 vs. New England, Dec 15, 2019 ...16 more at 1.	Longest Opponent's Fumble Return	42 vs. Minnesota, Dec 22, 2013 35 vs. Indianapolis, Oct 16, 2011 21 at San Francisco, Dec 20, 2015 2 at San Diego, Dec 02, 2012
Fumble Recoveries	1 vs. Oakland, Dec 16, 2018 1 at San Francisco, Dec 20, 2015 1 at Indianapolis, Oct 19, 2014 ...6 more at 1.		



SINGLE-GAME HIGHS - POSTSEASON: DEFENSIVE

Total Tackles 4 vs. San Diego, Jan 05, 2014
 3 vs. Pittsburgh, Jan 09, 2016
 3 at Houston, Jan 05, 2013
 2 vs. L.A. Rams, Jan 09, 2021
 2 at Indianapolis, Jan 04, 2015

Solo Tackles 2 vs. San Diego, Jan 05, 2014
 2 at Houston, Jan 05, 2013
 1 vs. L.A. Rams, Jan 09, 2021
 1 vs. Pittsburgh, Jan 09, 2016
 ...2 more at 1.

Sacks 0.5 vs. Pittsburgh, Jan 09, 2016
Passes Defensed 2 vs. L.A. Rams, Jan 09, 2021
 1 vs. Pittsburgh, Jan 09, 2016

2010 GAME-BY-GAME REGULAR-SEASON STATISTICS (BENGALS)

DATE	OPPONENT	P/S	TACKLES							INTERCEPTIONS				O. FUMB				ST				MISC		W/L	SCORE				
			TK	S	A	SK	YDS	TFL	YDS	QBH	NO	YDS	LG	TD	PD	FF	FR	TD	YDS	TK	S	A	FF			FR	S	A	
09/12	at Patriots																											L	24-38
09/19	Ravens																											W	15-10
09/26	at Panthers	P	0	0	0	0.0	0.0	0	0	0	0	0	0	0	0	0	0	0	0	0	0	0	0	0	0	0		W	20-7
10/03	at Browns																											L	20-23
10/10	Buccaneers																											L	21-24
10/24	at Falcons	P	1	1	0	0.0	0.0	0	0	0	0	0	0	0	0	0	0	0	0	0	0	0	0	0	0	0		L	32-39
10/31	Dolphins	P	2	2	0	0.0	0.0	0	0	0	0	0	0	0	0	0	0	0	0	0	0	0	0	0	0	0		L	14-22
11/08	Steelers	P	1	1	0	0.0	0.0	0	0	0	0	0	0	0	0	0	0	0	0	0	0	0	0	0	0	0		L	21-27
11/14	at Colts	P	2	2	0	1.0	4.0	2	0	1	0	0	0	0	0	0	0	0	0	0	0	0	0	0	0	0		L	17-23
11/21	Bills	P	1	1	0	0.0	0.0	0	0	0	0	0	0	0	0	0	0	0	0	0	0	0	0	0	0	0		L	31-49
11/25	at Jets	P	3	3	0	2.0	17.0	2	0	2	0	0	0	0	0	0	0	0	0	0	0	0	0	0	0	0		L	10-26
12/05	Saints	P	2	1	1	1.5	19.0	1	0	2	0	0	0	0	0	0	0	0	0	0	0	0	0	0	0	0		L	30-34
12/12	at Steelers	P	4	3	1	0.5	4.0	0	0	1	0	0	0	0	3	0	0	0	0	0	0	0	0	0	0	0		L	7-23
12/19	Browns	P	2	2	0	2.0	15.0	2	0	3	0	0	0	0	0	0	0	0	0	0	0	0	0	0	0	0		W	19-17
12/26	Chargers	P	2	1	1	1.0	7.0	1	0	2	0	0	0	0	0	0	0	0	0	0	0	0	0	0	0	0		W	34-20
01/02	at Ravens	P	4	2	2	1.5	11.5	1	0	3	0	0	0	0	0	0	1	0	0	0	0	0	0	0	0	0		L	7-13
2010 TOTALS			12-0	24	19	5	9.5	77.5	9	0	14	0	0	0	0	3	0	1	0	0	0	0	0	0	0	0	4-12		

2011 GAME-BY-GAME REGULAR-SEASON STATISTICS (BENGALS)

DATE	OPPONENT	P/S	TACKLES							INTERCEPTIONS				O. FUMB				ST				MISC		W/L	SCORE					
			TK	S	A	SK	YDS	TFL	YDS	QBH	NO	YDS	LG	TD	PD	FF	FR	TD	YDS	TK	S	A	FF			FR	S	A		
09/11	at Browns	P	0	0	0	0.0	0.0	0	0	2	0	0	0	0	0	0	0	0	0	0	0	0	0	0	0	0	0		W	27-17
09/18	at Broncos	P	4	4	0	0.0	0.0	0	0	0	0	0	0	0	0	0	0	0	0	0	0	0	0	0	0	0		L	22-24	
09/25	49ers	P	1	0	1	0.0	0.0	0	0	1	0	0	0	0	0	0	0	0	0	0	0	0	0	0	0	0		L	8-13	
10/02	Bills	S	2	0	2	0.0	0.0	0	0	1	0	0	0	0	1	0	0	0	0	0	0	0	0	0	0	0		W	23-20	
10/09	at Jaguars	P	0	0	0	0.0	0.0	0	0	1	0	0	0	0	0	0	0	0	0	0	0	0	0	0	0	0		W	30-20	
10/16	Colts	P	1	0	1	0.0	0.0	0	0	1	0	0	0	0	0	0	1	1	35	0	0	0	0	0	0	0		W	27-17	
10/30	at Seahawks	P	4	2	2	1.0	9.0	1	0	5	0	0	0	0	1	0	0	0	0	0	0	0	0	0	0	0		W	34-12	
11/06	at Titans	P	3	2	1	2.0	22.0	2	0	2	0	0	0	0	1	0	0	0	0	0	0	0	0	0	0	0		W	24-17	
11/13	Steelers																											L	17-24	
11/20	at Ravens	P	0	0	0	0.0	0.0	0	0	1	0	0	0	0	0	0	0	0	0	0	0	0	0	0	0	0		L	24-31	
11/27	Browns																											W	23-20	
12/04	at Steelers																											L	7-35	
12/11	Texans																											L	19-20	
12/18	at Rams	P	1	1	0	0.0	0.0	0	0	0	0	0	0	0	0	0	0	0	0	0	0	0	0	0	0	0		W	20-13	
12/24	Cardinals	P	1	1	0	1.0	9.0	1	0	3	0	0	0	0	0	0	0	0	0	0	0	0	0	0	0	0		W	23-16	
01/01	Ravens	P	6	1	5	0.5	2.0	0	0	1	0	0	0	0	0	0	0	0	0	0	0	0	0	0	0	0		L	16-24	
2011 TOTALS			12-1	23	11	12	4.5	42.0	4	0	18	0	0	0	0	3	0	1	1	35	0	0	0	0	0	0	9-7			



2021 GAME-BY-GAME REGULAR-SEASON STATISTICS (SEAHAWKS)

DATE	OPPONENT	P/S	TACKLES									INTERCEPTIONS					O. FUMB				ST				MISC		W/L	SCORE
			TK	S	A	SK	YDS	TFL	YDS	QBH	NO	YDS	LG	TD	PD	FF	FR	TD	YDS	TK	S	A	FF	FR	S	A		
09/12	at Colts	S	0	0	0	0.0	0.0	0	0	1	0	0	0	0	0	0	0	0	0	0	0	0	0	0	0	0	W	28-16
09/19	Titans	P	0	0	0	0.0	0.0	0	0	0	0	0	0	0	0	0	0	0	0	0	0	0	0	0	0	L	30-33+	
09/26	at Vikings	P	3	1	2	0.0	0.0	0	0	1	0	0	0	0	1	0	0	0	0	0	0	0	0	0	0	L	17-30	
10/03	at 49ers	P	0	0	0	0.0	0.0	0	0	0	0	0	0	0	0	0	0	0	0	0	0	0	0	0	0	W	28-21	
10/07	Rams	P	3	2	1	0.0	0.0	0	0	0	0	0	0	0	1	0	0	0	0	0	0	0	0	0	0	L	17-26	
10/17	at Steelers	P	0	0	0	0.0	0.0	0	0	0	0	0	0	0	0	0	0	0	0	0	0	0	0	0	0	L	20-23+	
10/25	Saints	P	5	2	3	0.5	3.5	0	0	1	0	0	0	0	0	0	0	0	0	0	0	0	0	0	0	L	10-13	
10/31	Jaguars	P	1	1	0	0.0	0.0	0	0	1	0	0	0	0	2	0	0	0	0	0	0	0	0	0	0	W	31-7	
11/14	at Packers	S	3	2	1	0.0	0.0	0	0	0	0	0	0	0	0	0	0	0	0	0	0	0	0	0	0	L	0-17	
11/21	Cardinals	P	3	0	3	0.0	0.0	0	0	0	0	0	0	0	0	0	0	0	0	0	0	0	0	0	0	L	13-23	
11/29	at Football Team	P	0	0	0	0.0	0.0	0	0	0	0	0	0	0	0	0	0	0	0	0	0	0	0	0	0	L	15-17	
12/05	49ers	P	1	1	0	1.0	5.0	1	5	1	0	0	0	0	1	0	0	0	0	0	0	0	0	0	0	W	30-23	
12/12	at Texans	P	2	2	0	0.0	0.0	0	0	0	0	0	0	0	0	0	0	0	0	0	0	0	0	0	0	W	33-13	
12/21	at Rams	P	4	4	0	3.0	25.0	3	25	3	0	0	0	0	0	0	0	0	0	0	0	0	0	0	0	L	10-20	
12/26	Bears	P	5	5	0	2.0	9.0	1	5	3	0	0	0	0	1	1	0	0	0	0	0	0	0	0	0	L	24-25	
01/02	Lions	P	1	1	0	0.0	0.0	1	0	0	0	0	0	0	0	0	0	0	0	0	0	0	0	0	0	W	51-29	
01/09	at Cardinals	P	4	3	1	2.0	22.0	2	22	3	0	0	0	0	1	0	0	0	0	0	0	0	0	0	0	W	38-30	
2021 TOTALS		17-2	35	24	11	8.5	64.5	8	57	14	0	0	0	0	7	1	0	0	0	0	0	0	0	0	0	7-10		

+ - Overtime

2011 GAME-BY-GAME POSTSEASON STATISTICS (BENGALS)

DATE	OPPONENT	P/S	TACKLES									INTERCEPTIONS					O. FUMB				ST				MISC		W/L	SCORE
			TK	S	A	SK	YDS	TFL	YDS	QBH	NO	YDS	LG	TD	PD	FF	FR	TD	YDS	TK	S	A	FF	FR	S	A		
01/07	at Texans	P	1	1	0	0.0	0.0	0	0	0	0	0	0	0	0	0	0	0	0	0	0	0	0	0	0	L	10-31	
2011 TOTALS		1-0	1	1	0	0.0	0.0	0	0	0	0	0	0	0	0	0	0	0	0	0	0	0	0	0	0	0-1		

2012 GAME-BY-GAME POSTSEASON STATISTICS (BENGALS)

DATE	OPPONENT	P/S	TACKLES									INTERCEPTIONS					O. FUMB				ST				MISC		W/L	SCORE
			TK	S	A	SK	YDS	TFL	YDS	QBH	NO	YDS	LG	TD	PD	FF	FR	TD	YDS	TK	S	A	FF	FR	S	A		
01/05	at Texans	P	3	2	1	0.0	0.0	0	0	1	0	0	0	0	0	0	0	0	0	0	0	0	0	0	0	L	13-19	
2012 TOTALS		1-0	3	2	1	0.0	0.0	0	0	1	0	0	0	0	0	0	0	0	0	0	0	0	0	0	0	0-1		

2013 GAME-BY-GAME POSTSEASON STATISTICS (BENGALS)

DATE	OPPONENT	P/S	TACKLES									INTERCEPTIONS					O. FUMB				ST				MISC		W/L	SCORE
			TK	S	A	SK	YDS	TFL	YDS	QBH	NO	YDS	LG	TD	PD	FF	FR	TD	YDS	TK	S	A	FF	FR	S	A		
01/05	Chargers	S	4	2	2	0.0	0.0	0	0	0	0	0	0	0	0	0	0	0	0	0	0	0	0	0	0	L	10-27	
2013 TOTALS		1-1	4	2	2	0.0	0.0	0	0	0	0	0	0	0	0	0	0	0	0	0	0	0	0	0	0	0-1		

2014 GAME-BY-GAME POSTSEASON STATISTICS (BENGALS)

DATE	OPPONENT	P/S	TACKLES									INTERCEPTIONS					O. FUMB				ST				MISC		W/L	SCORE
			TK	S	A	SK	YDS	TFL	YDS	QBH	NO	YDS	LG	TD	PD	FF	FR	TD	YDS	TK	S	A	FF	FR	S	A		
01/04	at Colts	S	2	1	1	0.0	0.0	0	0	3	0	0	0	0	0	0	0	0	0	0	0	0	0	0	0	L	10-26	
2014 TOTALS		1-1	2	1	1	0.0	0.0	0	0	3	0	0	0	0	0	0	0	0	0	0	0	0	0	0	0	0-1		

2015 GAME-BY-GAME POSTSEASON STATISTICS (BENGALS)

DATE	OPPONENT	P/S	TACKLES									INTERCEPTIONS					O. FUMB				ST				MISC		W/L	SCORE
			TK	S	A	SK	YDS	TFL	YDS	QBH	NO	YDS	LG	TD	PD	FF	FR	TD	YDS	TK	S	A	FF	FR	S	A		
01/09	Steelers	S	3	1	2	0.5	5.5	0	0	2	0	0	0	0	1	0	0	0	0	0	0	0	0	0	0	L	16-18	
2015 TOTALS		1-1	3	1	2	0.5	5.5	0	0	2	0	0	0	0	1	0	0	0	0	0	0	0	0	0	0	0-1		

2020 GAME-BY-GAME POSTSEASON STATISTICS (SEAHAWKS)

DATE	OPPONENT	P/S	TACKLES									INTERCEPTIONS					O. FUMB				ST				MISC		W/L	SCORE
			TK	S	A	SK	YDS	TFL	YDS	QBH	NO	YDS	LG	TD	PD	FF	FR	TD	YDS	TK	S	A	FF	FR	S	A		
01/09	Rams	S	2	1	1	0.0	0.0	0	0	1	0	0	0	0	2	0	0	0	0	0	0	0	0	0	0	L	20-30	
2020 TOTALS		1-1	2	1	1	0.0	0.0	0	0	1	0	0	0	0	2	0	0	0	0	0	0	0	0	0	0	0-1		





JERRION EALY

**WIDE RECEIVER/
RUNNING BACK #29
MISSISSIPPI**

ROOKIE

**HEIGHT: 5'8"
WEIGHT: 187 LBS
DRAFTED: CFA-22
BIRTHDAY: 8/19/00**



- 👁️ Rookie wide receiver/running back enters his first season with the Chiefs in 2022.
- 👁️ Originally entered the NFL as a undrafted free agent with the Chiefs (5/6/22).

Transactions:

Originally entered the NFL as a undrafted free agent with the Kansas City Chiefs (5/6/22).

COLLEGE

Three-year letter winner from Ole Miss (2019-21) ... Played in 33 games, logging 2,343 rushing yards on 384 attempts and scoring 20 touchdowns ... Added 67 catches for 545 yards through the air and four touchdowns.

PERSONAL

- 👁️ Earned MVP honors at the 2019 Under Armour All-American Game.
- 👁️ As a senior, rushed 167 times for 1,526 yards, an average of 8.9 yards per carry, with 24 touchdowns.
- 👁️ Won four MAIS state titles at Jackson Prep, including the Patriots' seventh-straight in 2018.
- 👁️ Finished high school career with over 5,000 yards rushing and 84 touchdowns.
- 👁️ Drafted in the 31st round of the 2019 MLB Draft by the Arizona Diamondbacks.
- 👁️ Participated in the 2018 Perfect Game National Showcase.
- 👁️ Member of the Ole Miss baseball team.
- 👁️ 2019-20 SEC First-Year Honor Roll.
- 👁️ SEC Fall Academic Honor Roll in 2020.
- 👁️ Athletic Director's Honor Roll in spring 2020, fall 2020 and spring 2021.





AUSTIN EDWARDS

DEFENSIVE END #97
FERRIS STATE



1ST YEAR IN THE NFL

1ST YEAR WITH THE CHIEFS

HEIGHT: 6'3"
WEIGHT: 268 LBS
DRAFTED: FA-20
BIRTHDAY: 8/27/97

- 👁️ First-year defensive end enters his first season with the Chiefs in 2022.
- 👁️ Originally entered the NFL as an undrafted free agent with the Falcons in 2020.

Transactions:

Signed to Future/Reserve with Kansas City (2/2/22) ... Reverted back to Kansas City's practice squad (11/2/21) ... Elevated to Kansas City's active roster from the practice squad (11/1/21) ...

Signed to Kansas City's practice squad (9/1/21) ... Released by Kansas City (8/31/21) ... Signed by Kansas City (2/9/21) ... Signed to Kansas City's practice squad (1/14/20) ... Released by the Falcons (12/22/20) ... Signed to the Falcons' practice squad (10/26/20) ... Signed to the Falcons' active roster via COVID-19 replacement (10/24/20) ... Signed to the Falcons' practice squad (9/29/20) ... Released by the Falcons (9/25/20) ... Signed to the Falcons' practice squad (9/6/20) ... Released by the Falcons (9/5/20) ... Originally entered the NFL as an undrafted free agent with the Atlanta Falcons in 2020.

COLLEGE

Played in 30 games at Ferris State recording 84 tackles (26 solo), 4.0 sacks and one pass defended ... Named 2019 Gene Upshaw Division II Lineman of the Year and 2019 Great Lakes Intercollegiate Athletic Conference Player of the Year.

PERSONAL

- 👁️ Played on both sides of the football at Waverly High School where he was a three-year varsity player.
- 👁️ Saw action at both tight end and wide receiver on the offensive side.
- 👁️ Compiled more than 60 tackles, seven sacks, three forced fumbles and three TDs as a junior in 2013.
- 👁️ Also competed in basketball.
- 👁️ Hometown: Lansing, Mich.

AUSTIN EDWARDS' NFL REGULAR SEASON DEFENSIVE STATISTICS

DATE	TEAM	GP	GS	TACKLES							INTERCEPTIONS					O. FUMB				ST				MISC					
				TK	S	A	TFL	YDS	SK	YDS	QBH	NO	YDS	LG	TD	PD	FF	FR	TD	YDS	TK	S	A	FF	FR	S	A		
2020	Falcons	1	0	0	0	0	0	0	0	0.0	0.0	0	0	0	0	0	0	0	0	0	0	0	0	0	0	0	0	0	0
2021	Chiefs	0	0	0	0	0	0	0	0	0.0	0.0	0	0	0	0	0	0	0	0	0	0	0	0	0	0	0	0	0	0
NFL TOTALS		1	0	0	0	0	0	0	0	0.0	0.0	0	0	0	0	0	0	0	0	0	0	0	0	0	0	0	0	0	0

AUSTIN EDWARDS' NFL POSTSEASON DEFENSIVE STATISTICS

DATE	TEAM	GP	GS	TACKLES							INTERCEPTIONS					O. FUMB				ST				MISC					
				TK	S	A	TFL	YDS	SK	YDS	QBH	NO	YDS	LG	TD	PD	FF	FR	TD	YDS	TK	S	A	FF	FR	S	A		
2020	Chiefs	0	0	0	0	0	0	0	0	0.0	0.0	0	0	0	0	0	0	0	0	0	0	0	0	0	0	0	0	0	0
2021	Chiefs	0	0	0	0	0	0	0	0	0.0	0.0	0	0	0	0	0	0	0	0	0	0	0	0	0	0	0	0	0	0
NFL TOTALS		0	0	0	0	0	0	0	0	0.0	0.0	0	0	0	0	0	0	0	0	0	0	0	0	0	0	0	0	0	0



2020 GAME-BY-GAME REGULAR-SEASON STATISTICS (FALCONS)

DATE	OPPONENT	P/S	TACKLES							INTERCEPTIONS					O. FUMB				ST				MISC		W/L	SCORE						
			TK	S	A	SK	YDS	TFL	YDS	QBH	NO	YDS	LG	TD	PD	FF	FR	TD	YDS	TK	S	A	FF	FR			S	A				
09/13	Seahawks																									L	25-38					
09/20	at Cowboys																									L	39-40					
09/27	Bears																									L	26-30					
10/05	at Packers																									L	16-30					
10/11	Panthers																									L	16-23					
10/18	at Vikings																									W	40-23					
10/25	Lions																									L	22-23					
10/29	at Panthers																									W	25-17					
11/08	Broncos																									W	34-27					
11/22	at Saints																									L	9-24					
11/29	Raiders																									W	43-6					
12/06	Saints																									L	16-21					
12/13	at Chargers																									L	17-20					
12/20	Buccaneers																									L	27-31					
12/27	at Chiefs																									L	14-17					
01/03	at Buccaneers																									L	27-44					
2020 TOTALS			0	0	0	0.0	0.0	0	0	0	0	0	0	0	0	0	0	0	0	0	0	0	0	0	0	0	0	0	0	0	4-12	

2021 GAME-BY-GAME REGULAR-SEASON STATISTICS (CHIEFS)

DATE	OPPONENT	P/S	TACKLES							INTERCEPTIONS					O. FUMB				ST				MISC		W/L	SCORE						
			TK	S	A	SK	YDS	TFL	YDS	QBH	NO	YDS	LG	TD	PD	FF	FR	TD	YDS	TK	S	A	FF	FR			S	A				
09/12	Browns																									W	33-29					
09/19	at Ravens																									L	35-36					
09/26	Chargers																									L	24-30					
10/03	at Eagles																									W	42-30					
10/10	Bills																									L	20-38					
10/17	at Football Team																									W	31-13					
10/24	at Titans																									L	3-27					
11/01	Giants																									W	20-17					
11/07	Packers																									W	13-7					
11/14	at Raiders																									W	41-14					
11/21	Cowboys																									W	19-9					
12/05	Broncos																									W	22-9					
12/12	Raiders																									W	48-9					
12/16	at Chargers																									W	34-28+					
12/26	Steelers																									W	36-10					
01/02	at Bengals																									L	31-34					
01/08	at Broncos																									W	28-24					
2021 TOTALS			0	0	0	0.0	0.0	0	0	0	0	0	0	0	0	0	0	0	0	0	0	0	0	0	0	0	0	0	0	0	12-5	

+ - Overtime

2020 GAME-BY-GAME POSTSEASON STATISTICS (CHIEFS)

DATE	OPPONENT	P/S	TACKLES							INTERCEPTIONS					O. FUMB				ST				MISC		W/L	SCORE						
			TK	S	A	SK	YDS	TFL	YDS	QBH	NO	YDS	LG	TD	PD	FF	FR	TD	YDS	TK	S	A	FF	FR			S	A				
01/17	Browns																									W	22-17					
01/24	Bills																									W	38-24					
02/07	at Buccaneers																									L	9-31					
2020 TOTALS			0	0	0	0.0	0.0	0	0	0	0	0	0	0	0	0	0	0	0	0	0	0	0	0	0	0	0	0	0	0	2-1	

2021 GAME-BY-GAME POSTSEASON STATISTICS (CHIEFS)

DATE	OPPONENT	P/S	TACKLES							INTERCEPTIONS					O. FUMB				ST				MISC		W/L	SCORE						
			TK	S	A	SK	YDS	TFL	YDS	QBH	NO	YDS	LG	TD	PD	FF	FR	TD	YDS	TK	S	A	FF	FR			S	A				
01/16	Steelers																									W	42-21					
01/23	Bills																									W	42-36+					
01/30	Bengals																									L	24-27+					
2021 TOTALS			0	0	0	0.0	0.0	0	0	0	0	0	0	0	0	0	0	0	0	0	0	0	0	0	0	0	0	0	0	0	2-1	

+ - Overtime






CLYDE EDWARDS-HELAIRE

RUNNING BACK #25

LSU



3RD YEAR IN THE NFL

3RD YEAR WITH THE CHIEFS

HEIGHT: 5'7"
WEIGHT: 207 LBS
DRAFTED: D1-20
BIRTHDAY: 4/11/99

Third-year running back enters his third season with the Chiefs in 2022.

Originally entered the NFL as a first-round pick (32nd overall) by the Chiefs in the 2020 NFL Draft.

Career Highlights:

In his NFL debut vs. the Texans (9/10/20), Edwards-Helaire tallied 138 rushing yards on 25 attempts (5.5 avg.) and scored his first NFL touchdown on a 27-yard run. He became the first player with 100+ rush yards and a rush TD in an NFL debut since NY Giants RB Saquon Barkley in Week 1 of 2018 vs. the Jacksonville Jaguars. Edwards-Helaire's 138 yards rushing are eighth-best in an NFL debut in the Super Bowl era.

Posted to back-to-back games of 100 rushing yards or more for the first time in his career. Edwards-Helaire had 100 rushing yards versus the Chargers (9/26/21) and 102 yards against Philadelphia (10/3/21).

With 803 rushing yards and 297 receiving yards during his rookie campaign in 2020, Edwards-Helaire finished the season with 1,100 scrimmage yards. He became the third Chiefs rookie to hit 1,000 scrimmage yards in franchise history,

joining RBs Joe Delaney (1,367 in 1981) and Kareem Hunt (1,782 in 2017).

His 1,100 scrimmage yards in 2020 were the fourth-most among all rookies in the NFL.

In Week 6 against Buffalo, Edwards-Helaire rushed for a career-high 161 rushing yards, marking his second-career 100+-rushing yard game. His 161 rushing yards tied for the third-most rushing yards in a game by a rookie in Chiefs history. It marked the eighth time in franchise history that a rookie RB rushed for more than 150 yards in a game and he became the seventh different rookie RB to accomplish the feat. His two 100+-rushing yard games during the 2020 season tied for the fourth-most by any Chiefs rookie in franchise history.

Honors:

2020 Mack Lee Hill Award winner.

Transactions:

Originally entered the NFL as a first-round pick (32nd overall) by the Kansas City Chiefs in the 2020 NFL Draft.

COLLEGE

Appeared in 41 games at LSU rushing 370 times for 2,158 yards and 23 rushing touchdowns for his career ... Added 69 receptions for 595 yards and one receiving touchdown ... Ranks No. 15 in school history in career rushing yards and holds the LSU single-season record for receptions by a running back (55) ... Put together one of the best seasons for a running back in school history in 2019 with 1,414 rushing yards and 453 receiving yards on 55 receptions ... His 1,414 rushing yards ranks as the third-highest single-season total in LSU history ... Named LSU's MVP and permanent team captain for the Tigers in 2019 ... Named 2019 All-SEC First Team (AP, unanimous; Coaches), Paul Hornung Award Finalist and SEC Offensive Player of the Week (at Alabama).

PERSONAL

- Carried the ball 58 times for 496 yards and 10 touchdowns during senior season at Catholic High School.
- Named the 2015 Class 5A Championship Most Outstanding Player after leading Catholic High to a 31-28 victory against Archbishop Rummel High School as he caught eight passes for a record 161 yards and rushed for 88 yards and a touchdown.
- Competed in the Red Stick Bowl at the conclusion of his senior season and scored the first touchdown of the game.
- Became the first freshman to play varsity football in head coach Dale Weiner's 29 seasons at Catholic High School.
- Majored in sport administration at LSU.
- Hometown: Baton Rouge, La.
- Last name pronounced: EE-lair

CLYDE EDWARDS-HELAIRE'S NFL REGULAR SEASON RUSHING/RECEIVING STATISTICS

DATE	TEAM	RUSHING					RECEIVING						
		GP	GS	NO.	YDS.	AVG.	LG	TD	NO.	YDS.	AVG.	LG	TD
2020	Chiefs	13	13	181	803	4.4	31	4	36	297	8.3	26	1
2021	Chiefs	10	10	119	517	4.3	17	4	19	129	6.8	29	2
NFL TOTALS		23	23	300	1,320	4.4	31	8	55	426	7.7	29	3



CLYDE EDWARDS-HELAIRE'S NFL POSTSEASON RUSHING/RECEIVING STATISTICS

DATE	TEAM	RUSHING							RECEIVING				
		GP	GS	NO.	YDS.	AVG.	LG	TD	NO.	YDS.	AVG.	LG	TD
2020	Chiefs	2	2	15	71	4.7	26	1	3	23	7.7	18	0
2021	Chiefs	2	0	13	96	7.4	22	0	2	13	6.5	9	0
NFL TOTALS		4	2	28	167	6.0	26	1	5	36	7.2	18	0

SINGLE-GAME HIGHS: RUSHING/RECEIVING

Rush Attempts	26 at Buffalo, Oct 19, 2020 25 vs. Houston, Sep 10, 2020 20 at Baltimore, Sep 28, 2020 17 vs. L.A. Chargers, Sep 26, 2021 16 at Miami, Dec 13, 2020 ...1 more at 16.	Receiving Yards	70 at Baltimore, Sep 28, 2020 59 at Miami, Dec 13, 2020 40 vs. Las Vegas, Oct 11, 2020 32 at L.A. Chargers, Sep 20, 2020 29 vs. Cleveland, Sep 12, 2021
Rushing Yards	161 at Buffalo, Oct 19, 2020 138 vs. Houston, Sep 10, 2020 102 at Philadelphia, Oct 03, 2021 100 vs. L.A. Chargers, Sep 26, 2021 79 at New Orleans, Dec 20, 2020	Receiving Average	14.0 at Baltimore, Sep 28, 2020 13.3 vs. Las Vegas, Oct 11, 2020 11.8 at Miami, Dec 13, 2020 9.7 vs. Cleveland, Sep 12, 2021 9.3 vs. Denver, Dec 05, 2021
Rushing Average	7.3 at Philadelphia, Oct 03, 2021 6.2 at Buffalo, Oct 19, 2020 5.9 vs. L.A. Chargers, Sep 26, 2021 5.8 at Denver, Oct 25, 2020 5.6 at New Orleans, Dec 20, 2020	Longest Receptions	29 vs. Denver, Dec 05, 2021 26 at Miami, Dec 13, 2020 24 at Baltimore, Sep 28, 2020 20 vs. Las Vegas, Oct 11, 2020 18 at Baltimore, Sep 28, 2020
Longest Runs	31 at Buffalo, Oct 19, 2020 27 at Denver, Oct 25, 2020 27t vs. Houston, Sep 10, 2020 18 vs. Houston, Sep 10, 2020 17 at Philadelphia, Oct 03, 2021 ...2 more at 17.	Receiving TDs	1 at Philadelphia, Oct 03, 2021 1 vs. L.A. Chargers, Sep 26, 2021 1 vs. Carolina, Nov 08, 2020
Rushing TDs	2 vs. Las Vegas, Dec 12, 2021 2 at Las Vegas, Nov 22, 2020 1 vs. Pittsburgh, Dec 26, 2021 1 vs. Dallas, Nov 21, 2021 ...2 more at 1.	All-Purpose Yards	169 at Buffalo, Oct 19, 2020 138 vs. Houston, Sep 10, 2020 134 at Baltimore, Sep 28, 2020 114 at Philadelphia, Oct 03, 2021 109 vs. L.A. Chargers, Sep 26, 2021
Receptions	6 at L.A. Chargers, Sep 20, 2020 5 at Miami, Dec 13, 2020 5 at Baltimore, Sep 28, 2020 4 at Buffalo, Oct 19, 2020 3 vs. Las Vegas, Dec 12, 2021 ...6 more at 3.	Most TDs	2 vs. Las Vegas, Dec 12, 2021 2 at Las Vegas, Nov 22, 2020 1 vs. Pittsburgh, Dec 26, 2021 1 vs. Dallas, Nov 21, 2021 ...5 more at 1.

SINGLE-GAME HIGHS - POSTSEASON: RUSHING/RECEIVING

Rush Attempts	9 at Tampa Bay, Feb 07, 2021 7 vs. Buffalo, Jan 23, 2022 6 vs. Cincinnati, Jan 30, 2022 6 vs. Buffalo, Jan 24, 2021	Receptions	2 at Tampa Bay, Feb 07, 2021 1 vs. Cincinnati, Jan 30, 2022 1 vs. Buffalo, Jan 23, 2022 1 vs. Buffalo, Jan 24, 2021
Rushing Yards	64 at Tampa Bay, Feb 07, 2021 60 vs. Buffalo, Jan 23, 2022 36 vs. Cincinnati, Jan 30, 2022 7 vs. Buffalo, Jan 24, 2021	Receiving Yards	23 at Tampa Bay, Feb 07, 2021 9 vs. Buffalo, Jan 23, 2022 4 vs. Cincinnati, Jan 30, 2022
Rushing Average	8.6 vs. Buffalo, Jan 23, 2022 7.1 at Tampa Bay, Feb 07, 2021	Longest Receptions	18 at Tampa Bay, Feb 07, 2021 9 vs. Buffalo, Jan 23, 2022 5 at Tampa Bay, Feb 07, 2021 4 vs. Cincinnati, Jan 30, 2022
Longest Runs	26 at Tampa Bay, Feb 07, 2021 22 vs. Buffalo, Jan 23, 2022 20 vs. Buffalo, Jan 23, 2022 14 vs. Cincinnati, Jan 30, 2022 10 at Tampa Bay, Feb 07, 2021	All-Purpose Yards	87 at Tampa Bay, Feb 07, 2021 69 vs. Buffalo, Jan 23, 2022 40 vs. Cincinnati, Jan 30, 2022 7 vs. Buffalo, Jan 24, 2021
Rushing TDs	1 vs. Buffalo, Jan 24, 2021	Most TDs	1 vs. Buffalo, Jan 24, 2021



100-YARD RUSHING GAMES (4): REGULAR SEASON

DATE	TEAM	ATT.	YDS.	AVG.	LG	TD
09/10/20	TEXANS	25	138	5.5	27t	1
10/19/20	at Bills	26	161	6.2	31	0
09/26/21	CHARGERS	17	100	5.9	14	0
10/03/21	at Eagles	14	102	7.3	17	0

2020 GAME-BY-GAME REGULAR-SEASON STATISTICS (CHIEFS)

DATE	OPPONENT	P/S	RUSHING					RECEIVING					W/L	SCORE	
			NO.	YDS.	AVG.	LG	TD	NO.	YDS.	AVG.	LG	TD			
09/10	Texans	S	25	138	5.5	27t	1	0	0	0.0	0	0	0	W	34-20
09/20	at Chargers	S	10	38	3.8	17	0	6	32	5.3	10	0	0	W	23-20+
09/28	at Ravens	S	20	64	3.2	16	0	5	70	14.0	24	0	0	W	34-20
10/05	Patriots	S	16	64	4.0	13	0	3	27	9.0	14	0	0	W	26-10
10/11	Raiders	S	10	40	4.0	9	0	3	40	13.3	20	0	0	L	32-40
10/19	at Bills	S	26	161	6.2	31	0	4	8	2.0	8	0	0	W	26-17
10/25	at Broncos	S	8	46	5.8	27	1	1	17	17.0	17	0	0	W	43-16
11/01	Jets	S	6	21	3.5	4	0	3	10	3.3	8	0	0	W	35-9
11/08	Panthers	S	5	14	2.8	7	0	3	20	6.7	8	1	0	W	33-31
11/22	at Raiders	S	14	69	4.9	14t	2	1	8	8.0	8	0	0	W	35-31
11/29	at Buccaneers	S	11	37	3.4	10	0	1	2	2.0	2	0	0	W	27-24
12/06	Broncos												W	22-16	
12/13	at Dolphins	S	16	32	2.0	12	0	5	59	11.8	26	0	0	W	33-27
12/20	at Saints	S	14	79	5.6	16	0	1	4	4.0	4	0	0	W	32-29
12/27	Falcons												W	17-14	
01/03	Chargers												L	21-38	
2020 TOTALS		13-13	181	803	4.4	31	4	36	297	8.3	26	1	14-2		

+ - Overtime

2021 GAME-BY-GAME REGULAR-SEASON STATISTICS (CHIEFS)

DATE	OPPONENT	P/S	RUSHING					RECEIVING					W/L	SCORE	
			NO.	YDS.	AVG.	LG	TD	NO.	YDS.	AVG.	LG	TD			
09/12	Browns	S	14	43	3.1	9	0	3	29	9.7	14	0	0	W	33-29
09/19	at Ravens	S	13	46	3.5	9	0	0	0	0.0	0	0	0	L	35-36
09/26	Chargers	S	17	100	5.9	14	0	2	9	4.5	10t	1	0	L	24-30
10/03	at Eagles	S	14	102	7.3	17	0	2	12	6.0	11	1	0	W	42-30
10/10	Bills	S	7	13	1.9	6	0	1	11	11.0	11	0	0	L	20-38
10/17	at Football Team												W	31-13	
10/24	at Titans												L	3-27	
11/01	Giants												W	20-17	
11/07	Packers												W	13-7	
11/14	at Raiders												W	41-14	
11/21	Cowboys	S	12	63	5.3	14	1	2	13	6.5	12	0	0	W	19-9
12/05	Broncos	S	14	54	3.9	10	0	3	28	9.3	29	0	0	W	22-9
12/12	Raiders	S	10	37	3.7	7	2	3	5	1.7	6	0	0	W	48-9
12/16	at Chargers	S	9	32	3.6	9	0	2	18	9.0	12	0	0	W	34-28+
12/26	Steelers	S	9	27	3.0	7	1	1	4	4.0	4	0	0	W	36-10
01/02	at Bengals												L	31-34	
01/08	at Broncos												W	28-24	
2021 TOTALS		10-10	119	517	4.3	17	4	19	129	6.8	29	2	12-5		

+ - Overtime

2020 GAME-BY-GAME POSTSEASON STATISTICS (CHIEFS)

DATE	OPPONENT	P/S	RUSHING					RECEIVING					W/L	SCORE	
			NO.	YDS.	AVG.	LG	TD	NO.	YDS.	AVG.	LG	TD			
01/17	Browns												W	22-17	
01/24	Bills	S	6	7	1.2	5	1	1	0	0.0	0	0	0	W	38-24
02/07	at Buccaneers	S	9	64	7.1	26	0	2	23	11.5	18	0	0	L	9-31
2020 TOTALS		2-2	15	71	4.7	26	1	3	23	7.7	18	0	2-1		

2021 GAME-BY-GAME POSTSEASON STATISTICS (CHIEFS)

DATE	OPPONENT	P/S	RUSHING					RECEIVING					W/L	SCORE	
			NO.	YDS.	AVG.	LG	TD	NO.	YDS.	AVG.	LG	TD			
01/16	Steelers												W	42-21	
01/23	Bills	P	7	60	8.6	22	0	1	9	9.0	9	0	0	W	42-36+
01/30	Bengals	P	6	36	6.0	14	0	1	4	4.0	4	0	0	L	24-27+
2021 TOTALS		2-0	13	96	7.4	22	0	2	13	6.5	9	0	2-1		

+ - Overtime





TAYON FLEET-DAVIS

RUNNING BACK #31
MARYLAND

ROOKIE

HEIGHT: 6'0"
WEIGHT: 213 LBS
DRAFTED: CFA-22
BIRTHDAY: 11/19/98



👁️ Rookie running back enters his first season with the Chiefs in 2022.

👁️ Originally entered the NFL as a undrafted free agent with the Chiefs (5/6/22).

Transactions:

Originally entered the NFL as a undrafted free agent with the Chiefs (5/6/22).

COLLEGE

Four-year letter winner at Maryland (2018-21) ... Redshirted in 2017 ... Played in 36 games, logging 1,397 rushing yards on 276 carries and scoring 15 TDs ... Added 549 receiving yards on 52 catches scoring four touchdowns.

PERSONAL

👁️ 2016 second-team *Washington Post* All-Metro.

👁️ Totaled more than 30 career touchdowns at Potomac and averaged over six-yards a carry in career

👁️ Led Potomac to 27-9 record in three years on team.



JODY FORTSON



TIGHT END #88
VALDOSTA STATE

2ND YEAR IN THE NFL

2ND YEAR WITH THE CHIEFS

HEIGHT: 6'4"
WEIGHT: 226 LBS
DRAFTED: CFA-19
BIRTHDAY: 12/7/95

- 👁️ Second-year tight end enters his second NFL season with the Chiefs in 2022.
- 👁️ Originally entered the NFL as an undrafted free agent with the Chiefs in 2019.

Transactions:

Re-signed by Kansas City (5/31/22) ... Signed by Kansas City (2/9/21) ... Signed to Kansas City's practice squad (9/6/20) ... Released by Kansas City (9/5/20) ... Signed by Kansas City (2/4/20) ... Signed to Kansas City's practice squad (9/1/19) ... Released by Kansas City (8/31/19) ... Originally entered the NFL as an undrafted free agent with Kansas City in 2019.

COLLEGE

Appeared in 19 games at Valdosta State (2016 & 2018) ... In 2018, appeared in nine games recording 14 catches for 217 yards and three touchdowns ... Helped the Blazers win the 2018 Division II National Championship ... In 2016, appeared in 10 games recording 23 catches for 260 yards and four touchdowns ... Transferred to Valdosta State from Erie Community College.

PERSONAL

- 👁️ Attended South Park High School.
- 👁️ Hometown: Buffalo, N.Y.

JODY FORTSON'S NFL REGULAR SEASON RUSHING/RECEIVING STATISTICS

DATE	TEAM	GP	GS	RECEIVING					RUSHING				
				NO.	YDS.	AVG.	LG	TD	NO.	YDS.	AVG.	LG	TD
2019	Chiefs	0	0	0	0	0.0	0	0	0	0	0.0	0	0
2020	Chiefs	0	0	0	0	0.0	0	0	0	0	0.0	0	0
2021	Chiefs	6	0	5	47	9.4	27	2	0	0	0.0	0	0
NFL TOTALS		6	0	5	47	9.4	27	2	0	0	0.0	0	0

JODY FORTSON'S NFL POSTSEASON RUSHING/RECEIVING STATISTICS

DATE	TEAM	GP	GS	RECEIVING					RUSHING				
				NO.	YDS.	AVG.	LG	TD	NO.	YDS.	AVG.	LG	TD
2019	Chiefs	0	0	0	0	0.0	0	0	0	0	0.0	0	0
2020	Chiefs	0	0	0	0	0.0	0	0	0	0	0.0	0	0
2021	Chiefs	0	0	0	0	0.0	0	0	0	0	0.0	0	0
NFL TOTALS		0	0	0	0	0.0	0	0	0	0	0.0	0	0



SINGLE-GAME HIGHS: RECEIVING

Receptions 2 vs. L.A. Chargers, Sep 26, 2021
 1 at Washington, Oct 17, 2021
 1 at Philadelphia, Oct 03, 2021
 1 at Baltimore, Sep 19, 2021

Receiving Yards 27 at Washington, Oct 17, 2021
 11 at Baltimore, Sep 19, 2021
 7 vs. L.A. Chargers, Sep 26, 2021
 2 at Philadelphia, Oct 03, 2021

Longest Receptions 27 at Washington, Oct 17, 2021
 11 at Baltimore, Sep 19, 2021
 5 vs. L.A. Chargers, Sep 26, 2021
 2t at Philadelphia, Oct 03, 2021
 2t vs. L.A. Chargers, Sep 26, 2021

Receiving TDs 1 at Philadelphia, Oct 03, 2021
 1 vs. L.A. Chargers, Sep 26, 2021

All-Purpose Yards 27 at Washington, Oct 17, 2021
 11 at Baltimore, Sep 19, 2021
 7 vs. L.A. Chargers, Sep 26, 2021
 2 at Philadelphia, Oct 03, 2021

Most TDs 1 at Philadelphia, Oct 03, 2021
 1 vs. L.A. Chargers, Sep 26, 2021

2019 GAME-BY-GAME REGULAR-SEASON STATISTICS (CHIEFS)

DATE	OPPONENT	P/S	RECEIVING					RUSHING					W/L	SCORE
			NO.	YDS.	AVG.	LG	TD	NO.	YDS.	AVG.	LG	TD		
09/08	at Jaguars												W	40-26
09/15	at Raiders												W	28-10
09/22	Ravens												W	33-28
09/29	at Lions												W	34-30
10/06	Colts												L	13-19
10/13	Texans												L	24-31
10/17	at Broncos												W	30-6
10/27	Packers												L	24-31
11/03	Vikings												W	26-23
11/10	at Titans												L	32-35
11/18	at Chargers												W	24-17
12/01	Raiders												W	40-9
12/08	at Patriots												W	23-16
12/15	Broncos												W	23-3
12/22	at Bears												W	26-3
12/29	Chargers												W	31-21
2019 TOTALS		0-0	0	0	0.0	0	0	0	0	0	0.0	0	0	12-4

2020 GAME-BY-GAME REGULAR-SEASON STATISTICS (CHIEFS)

DATE	OPPONENT	P/S	RECEIVING					RUSHING					W/L	SCORE
			NO.	YDS.	AVG.	LG	TD	NO.	YDS.	AVG.	LG	TD		
09/10	Texans												W	34-20
09/20	at Chargers												W	23-20+
09/28	at Ravens												W	34-20
10/05	Patriots												W	26-10
10/11	Raiders												L	32-40
10/19	at Bills												W	26-17
10/25	at Broncos												W	43-16
11/01	Jets												W	35-9
11/08	Panthers												W	33-31
11/22	at Raiders												W	35-31
11/29	at Buccaneers												W	27-24
12/06	Broncos												W	22-16
12/13	at Dolphins												W	33-27
12/20	at Saints												W	32-29
12/27	Falcons												W	17-14
01/03	Chargers												L	21-38
2020 TOTALS		0-0	0	0	0.0	0	0	0	0	0.0	0	0	0	14-2

+ - Overtime



2021 GAME-BY-GAME REGULAR-SEASON STATISTICS (CHIEFS)

DATE	OPPONENT	P/S	RECEIVING					RUSHING					W/L	SCORE
			NO.	YDS.	AVG.	LG	TD	NO.	YDS.	AVG.	LG	TD		
09/12	Browns	P	0	0	0.0	0	0	0	0	0.0	0	0	W	33-29
09/19	at Ravens	P	1	11	11.0	11	0	0	0	0.0	0	0	L	35-36
09/26	Chargers	P	2	7	3.5	5	1	0	0	0.0	0	0	L	24-30
10/03	at Eagles	P	1	2	2.0	2t	1	0	0	0.0	0	0	W	42-30
10/10	Bills	P	0	0	0.0	0	0	0	0	0.0	0	0	L	20-38
10/17	at Football Team	P	1	27	27.0	27	0	0	0	0.0	0	0	W	31-13
10/24	at Titans												L	3-27
11/01	Giants												W	20-17
11/07	Packers												W	13-7
11/14	at Raiders												W	41-14
11/21	Cowboys												W	19-9
12/05	Broncos												W	22-9
12/12	Raiders												W	48-9
12/16	at Chargers												W	34-28+
12/26	Steelers												W	36-10
01/02	at Bengals												L	31-34
01/08	at Broncos												W	28-24
2021 TOTALS		6-0	5	47	9.4	27	2	0	0	0.0	0	0	12-5	

+ - Overtime

2019 GAME-BY-GAME POSTSEASON STATISTICS (CHIEFS)

DATE	OPPONENT	P/S	RECEIVING					RUSHING					W/L	SCORE
			NO.	YDS.	AVG.	LG	TD	NO.	YDS.	AVG.	LG	TD		
01/12	Texans												W	51-31
01/19	Titans												W	35-24
02/02	49ers												W	31-20
2019 TOTALS		0-0	0	0	0.0	0	0	0	0	0.0	0	0	3-0	

2020 GAME-BY-GAME POSTSEASON STATISTICS (CHIEFS)

DATE	OPPONENT	P/S	RECEIVING					RUSHING					W/L	SCORE
			NO.	YDS.	AVG.	LG	TD	NO.	YDS.	AVG.	LG	TD		
01/17	Browns												W	22-17
01/24	Bills												W	38-24
02/07	at Buccaneers												L	9-31
2020 TOTALS		0-0	0	0	0.0	0	0	0	0	0.0	0	0	2-1	

2021 GAME-BY-GAME POSTSEASON STATISTICS (CHIEFS)

DATE	OPPONENT	P/S	RECEIVING					RUSHING					W/L	SCORE
			NO.	YDS.	AVG.	LG	TD	NO.	YDS.	AVG.	LG	TD		
01/16	Steelers												W	42-21
01/23	Bills												W	42-36+
01/30	Bengals												L	24-27+
2021 TOTALS		0-0	0	0	0.0	0	0	0	0	0.0	0	0	2-1	

+ - Overtime





DAURICE FOUNTAIN

WIDE RECEIVER #82

NORTHERN IOWA



4TH YEAR IN THE NFL

2ND YEAR WITH THE CHIEFS

HEIGHT: 6'2"
WEIGHT: 206 LBS
DRAFTED: FA-21
BIRTHDAY: 12/22/95

👁️ Fourth-year wide receiver enters his second season with the Chiefs in 2022.

👁️ Originally entered the NFL as a fifth-round pick (159th overall) by the Colts in the 2018 NFL Draft.

Transactions:

Signed to Future/Reserve with Kansas City (2/2/22) ... Reverted back to Kansas City's practice squad (1/31/22)... Elevated to Kansas City's active roster from the practice squad (1/29/22) ... Reverted back to Kansas City's practice squad (1/24/22) ... Elevated to Kansas City's active roster from the practice squad (1/22/22) ... Reverted back to Kansas City's practice squad (1/17/22) ... Elevated to Kansas City's active roster from the practice squad (1/15/22) ... Signed with Kansas City's practice squad (12/28/21) ... Release by Kansas City (12/21/21) ... Reverted back to Kansas City's practice squad (12/17/21) ... Elevated to Kansas City's active roster as a COVID replacement

from the practice squad (12/16/21) ... Reverted back to Kansas City's practice squad (11/22/21) ... Elevated to Kansas City's active roster as a COVID replacement from the practice squad (11/20/21) ... Signed with Kansas City's practice squad (10/14/21) ... Released by Kansas City (10/12/21) ... Signed by Kansas City (5/17/21) ... Released by the Colts (1/11/21) ... Signed to the Colts' practice squad (11/9/20) ... Signed to the Colts' active roster from the practice squad (11/7/20) ... Signed to the Colts' practice squad (11/3/20) ... Released by the Colts (10/31/20) ... Signed to the Colts' active roster from the practice squad (9/16/20) ... Signed to the Colts' practice squad (9/6/20) ... Released by the Colts (9/5/20) ... Re-signed by the Colts (3/31/20) ... Signed to the Colts' active roster from the practice squad (12/7/18) ... Signed to the Colts' practice squad (9/2/18) ... Released by the Colts (9/1/18) ... Originally entered the NFL as a fifth-round pick (159th overall) by the Indianapolis Colts in the 2018 NFL Draft.

COLLEGE

Played in 52 games (37 starts) in four seasons (2014-17) at Northern Iowa totaling 150 receptions for 2,077 yards and 23 touchdowns ... Started every game but one from 2015-17 and led the team in receptions, receiving yards and receiving touchdowns in all three seasons ... Earned first-team All-Missouri Valley Football Conference honors as a senior in 2017 ... As a senior in 2017, started in 13 games at wide receiver, leading the team in receptions (66), receiving yards (943) and touchdowns (12) for the third-consecutive season.

PERSONAL

- 👁️ Attended James Madison Memorial High School, helping the team to two state playoff appearances.
- 👁️ Recognized as the 2014 Wisconsin States Journal Male Athlete of the Year.
- 👁️ As a senior team captain in 2013, earned first-team All-State honors as a wide receiver and was named Big 8 Conference Player of the Year.
- 👁️ Named an All-City defensive back and a second-team Big 8 All-Conference honoree in 2012.
- 👁️ Also lettered in track & field and basketball.
- 👁️ Earned first-team All-State honors in track in 2013.
- 👁️ Became the state record holder in the 110m hurdles and is the school record holder in the long jump.
- 👁️ Won state titles in the 110m hurdles and long jump in 2012.
- 👁️ Hometown: Madison, Wis.

DAURICE FOUNTAIN'S NFL REGULAR SEASON RUSHING/RECEIVING STATISTICS

DATE	TEAM	GP	GS	RECEIVING					RUSHING				
				NO.	YDS.	AVG.	LG	TD	NO.	YDS.	AVG.	LG	TD
2018	Colts	1	0	0	0	0.0	0	0	0	0	0.0	0	0
2019	Colts	0	0	0	0	0.0	0	0	0	0	0.0	0	0
2020	Colts	5	0	2	23	11.5	12	0	0	0	0.0	0	0
2021	Chiefs	2	0	0	0	0.0	0	0	0	0	0.0	0	0
NFL TOTALS		8	0	2	23	11.5	12	0	0	0	0.0	0	0



DAURICE FOUNTAIN'S NFL POSTSEASON RUSHING/RECEIVING STATISTICS

DATE	TEAM	GP	GS	RECEIVING					RUSHING				
				NO.	YDS.	AVG.	LG	TD	NO.	YDS.	AVG.	LG	TD
2018	Colts	2	0	0	0	0.0	0	0	0	0	0.0	0	0
2020	Colts	0	0	0	0	0.0	0	0	0	0	0.0	0	0
2021	Chiefs	3	0	0	0	0.0	0	0	0	0	0.0	0	0
NFL TOTALS		5	0	0	0	0.0	0	0	0	0	0.0	0	0

SINGLE-GAME HIGHS: RECEIVING

Receptions	2 vs. N.Y. Jets, Sep 27, 2020	All-Purpose Yards	23 vs. N.Y. Jets, Sep 27, 2020
Receiving Yards	23 vs. N.Y. Jets, Sep 27, 2020	Special Teams Tackles	1 vs. Dallas, Nov 21, 2021
Longest Receptions	12 vs. N.Y. Jets, Sep 27, 2020		
	11 vs. N.Y. Jets, Sep 27, 2020		

SINGLE-GAME HIGHS - POSTSEASON: RUSHING/RECEIVING

Special Teams Tackles	1 vs. Buffalo, Jan 23, 2022
------------------------------	-----------------------------

2018 GAME-BY-GAME REGULAR-SEASON STATISTICS (COLTS)

DATE	OPPONENT	P/S	RECEIVING					RUSHING					W/L	SCORE
			NO.	YDS.	AVG.	LG	TD	NO.	YDS.	AVG.	LG	TD		
09/09	Bengals												L	23-34
09/16	at Redskins												W	21-9
09/23	at Eagles												L	16-20
09/30	Texans												L	34-37+
10/04	at Patriots												L	24-38
10/14	at Jets												L	34-42
10/21	Bills												W	37-5
10/28	at Raiders												W	42-28
11/11	Jaguars												W	29-26
11/18	Titans												W	38-10
11/25	Dolphins												W	27-24
12/02	at Jaguars												L	0-6
12/09	at Texans	P	0	0	0.0	0	0	0	0	0.0	0	0	W	24-21
12/16	Cowboys												W	23-0
12/23	Giants												W	28-27
12/30	at Titans												W	33-17
2018 TOTALS		1-0	0	0	0.0	0	0	0	0	0.0	0	0	10-6	

+ - Overtime

2019 GAME-BY-GAME REGULAR-SEASON STATISTICS (COLTS)

DATE	OPPONENT	P/S	RECEIVING					RUSHING					W/L	SCORE
			NO.	YDS.	AVG.	LG	TD	NO.	YDS.	AVG.	LG	TD		
09/08	at Chargers												L	24-30+
09/15	at Titans												W	19-17
09/22	Falcons												W	27-24
09/29	Raiders												L	24-31
10/06	at Chiefs												W	19-13
10/20	Texans												W	30-23
10/27	Broncos												W	15-13
11/03	at Steelers												L	24-26
11/10	Dolphins												L	12-16
11/17	Jaguars												W	33-13
11/21	at Texans												L	17-20
12/01	Titans												L	17-31
12/08	at Buccaneers												L	35-38
12/16	at Saints												L	7-34
12/22	Panthers												W	38-6
12/29	at Jaguars												L	20-38
2019 TOTALS		0-0	0	0	0.0	0	0	0	0	0.0	0	0	7-9	

+ - Overtime



2020 GAME-BY-GAME REGULAR-SEASON STATISTICS (COLTS)

DATE	OPPONENT	P/S	RECEIVING					RUSHING					W/L	SCORE
			NO.	YDS.	AVG.	LG	TD	NO.	YDS.	AVG.	LG	TD		
09/13	at Jaguars												L	20-27
09/20	Vikings	P	0	0	0.0	0	0	0	0	0.0	0	0	W	28-11
09/27	Jets	P	2	23	11.5	12	0	0	0	0.0	0	0	W	36-7
10/04	at Bears	P	0	0	0.0	0	0	0	0	0.0	0	0	W	19-11
10/11	at Browns	P	0	0	0.0	0	0	0	0	0.0	0	0	L	23-32
10/18	Bengals												W	31-27
11/01	at Lions												W	41-21
11/08	Ravens	P	0	0	0.0	0	0	0	0	0.0	0	0	L	10-24
11/12	at Titans												W	34-17
11/22	Packers												W	34-31+
11/29	Titans												L	26-45
12/06	at Texans												W	26-20
12/13	at Raiders												W	44-27
12/20	Texans												W	27-20
12/27	at Steelers												L	24-28
01/03	Jaguars												W	28-14
2020 TOTALS		5-0	2	23	11.5	12	0	0	0	0.0	0	0	11-5	

+ - Overtime

2021 GAME-BY-GAME REGULAR-SEASON STATISTICS (CHIEFS)

DATE	OPPONENT	P/S	RECEIVING					RUSHING					W/L	SCORE
			NO.	YDS.	AVG.	LG	TD	NO.	YDS.	AVG.	LG	TD		
09/12	Browns												W	33-29
09/19	at Ravens												L	35-36
09/26	Chargers												L	24-30
10/03	at Eagles												W	42-30
10/10	Bills												L	20-38
10/17	at Football Team												W	31-13
10/24	at Titans												L	3-27
11/01	Giants												W	20-17
11/07	Packers												W	13-7
11/14	at Raiders												W	41-14
11/21	Cowboys	P	0	0	0.0	0	0	0	0	0.0	0	0	W	19-9
12/05	Broncos												W	22-9
12/12	Raiders												W	48-9
12/16	at Chargers	P	0	0	0.0	0	0	0	0	0.0	0	0	W	34-28+
12/26	Steelers												W	36-10
01/02	at Bengals												L	31-34
01/08	at Broncos												W	28-24
2021 TOTALS		2-0	0	0	0.0	0	0	0	0	0.0	0	0	12-5	

+ - Overtime

2018 GAME-BY-GAME POSTSEASON STATISTICS (COLTS)

DATE	OPPONENT	P/S	RECEIVING					RUSHING					W/L	SCORE
			NO.	YDS.	AVG.	LG	TD	NO.	YDS.	AVG.	LG	TD		
01/05	at Texans	P	0	0	0.0	0	0	0	0	0.0	0	0	W	21-7
01/12	at Chiefs	P	0	0	0.0	0	0	0	0	0.0	0	0	L	13-31
2018 TOTALS		2-0	0	0	0.0	0	0	0	0	0.0	0	0	1-1	

2020 GAME-BY-GAME POSTSEASON STATISTICS (COLTS)

DATE	OPPONENT	P/S	RECEIVING					RUSHING					W/L	SCORE
			NO.	YDS.	AVG.	LG	TD	NO.	YDS.	AVG.	LG	TD		
01/09	at Bills												L	24-27
2020 TOTALS		0-0	0	0	0.0	0	0	0	0	0.0	0	0	0-1	

2021 GAME-BY-GAME POSTSEASON STATISTICS (CHIEFS)

DATE	OPPONENT	P/S	RECEIVING					RUSHING					W/L	SCORE
			NO.	YDS.	AVG.	LG	TD	NO.	YDS.	AVG.	LG	TD		
01/16	Steelers	P	0	0	0.0	0	0	0	0	0.0	0	0	W	42-21
01/23	Bills	P	0	0	0.0	0	0	0	0	0.0	0	0	W	42-36+
01/30	Bengals	P	0	0	0.0	0	0	0	0	0.0	0	0	L	24-27+
2021 TOTALS		3-0	0	0	0.0	0	0	0	0	0.0	0	0	2-1	

+ - Overtime





JORDAN FRANKS

TIGHT END #46
CENTRAL FLORIDA



2ND YEAR IN THE NFL

1ST YEAR WITH THE CHIEFS

HEIGHT: 6'4"
WEIGHT: 232 LBS
DRAFTED: FA-22
BIRTHDAY: 2/1/96

- Second-year tight end enters his first season with the Chiefs in 2022.
- Originally entered the NFL as an undrafted free agent with the Cincinnati Bengals in 2018.

Transactions:

Signed to Reserve/Future contract with Kansas City (1/11/22) ... Released by the Browns (9/28/21) ... Reverted back to the Browns' practice squad (9/27/21) ... Elevated to the Browns' active roster from the practice squad (9/25/21) ... Signed to the Browns' practice squad (9/1/21) ... Released by the Browns

(8/30/21) ... Signed by the Browns (1/18/21) ... Released by the Browns (11/4/20) ... Signed to the Browns' practice squad (10/13/20) ... Released by the Eagles (9/29/20) ... Signed to the Eagles' practice squad (9/15/20) ... Waived by the Bengals (9/5/20) ... Elevated to the Bengals' active roster from the practice squad (12/27/19) ... Signed to the Bengals' practice squad (9/1/19) ... Released by the Bengals (8/31/19) ... Elevated to the Bengals' active roster from the practice squad (10/23/18) ... Signed to the Bengals' practice squad (9/2/18) ... Released by the Bengals (9/1/18) ... Signed with the Cincinnati Bengals as undrafted free agent (4/28/18).

COLLEGE

Competed for four years at UCF (2014-15) ... Played linebacker, defensive back, wide receiver and tight end for the Knights ... Played in 48 games, starting 11 ... Tallied 43 reception for 509 yards and two touchdowns ... Recorded 12 tackles (10 solo) ... Returned five kickoffs for a total of 125 yards ... Grabbed a spot on the American Athletic Conference All-Academic Team as a freshman ... Named first-team All-Conference as a senior.

PERSONAL

- Coached by Barry Klees at Wakulla High School.
- A three-star recruit according to ESPN.
- Finished senior season with 62 receptions for 1,306 yards and 13 touchdowns, with 31 tackles and three sacks on defense.
- The 2013 Wakulla High School MVP and won four offensive player of the week awards.
- Played in the 2013 FACA North-South All-Star Game where he was the North Team's captain.
- Selected as the 2013 All-Panhandle Offensive Player of the Year, to the All-Panhandle first-team and the All-Big Bend first-team.
- Had 25 catches for 491 yards and six touchdowns during his junior campaign.
- Named the 2012 Wakulla Wide Receiver of the Year.
- Wakulla advanced to the 2012 FHSAA 5A regional semifinals.
- Also suited up for the baseball and basketball teams at Wakulla.
- A member of the A/B Honor Roll as a freshman and senior.
- Born in Tallahassee, Fla.
- Parents are Don and Ginger Franks.

JORDAN FRANKS' NFL REGULAR SEASON RUSHING/RECEIVING STATISTICS

DATE	TEAM	RECEIVING					RUSHING						
		GP	GS	NO.	YDS.	AVG.	LG	TD	NO.	YDS.	AVG.	LG	TD
2018	Bengals	6	0	2	37	18.5	32	0	0	0	0.0	0	0
2019	Bengals	0	0	0	0	0.0	0	0	0	0	0.0	0	0
2020	Bengals	0	0	0	0	0.0	0	0	0	0	0.0	0	0
Went from Cincinnati to Philadelphia .													
2020	Eagles	0	0	0	0	0.0	0	0	0	0	0.0	0	0
Went from Philadelphia to Cleveland .													
2020	Browns	0	0	0	0	0.0	0	0	0	0	0.0	0	0
2020	TOTAL	0	0	0	0	0.0	0	0	0	0	0.0	0	0
2021	Browns	1	0	0	0	0.0	0	0	0	0	0.0	0	0
NFL TOTALS		7	0	2	37	18.5	32	0	0	0	0.0	0	0



JORDAN FRANKS' NFL POSTSEASON RUSHING/RECEIVING STATISTICS

DATE	TEAM	GP	GS	RECEIVING					RUSHING				
				NO.	YDS.	AVG.	LG	TD	NO.	YDS.	AVG.	LG	TD
2021	Chiefs	0	0	0	0	0.0	0	0	0	0	0.0	0	0
NFL TOTALS		0	0	0	0	0.0	0	0	0	0	0.0	0	0

JORDAN FRANKS' NFL REGULAR SEASON RETURN STATISTICS

DATE	TEAM	KICKOFF RETURNS					PUNT RETURNS					
		RET.	YDS.	AVG.	LG	TD	NO.	FC	YDS.	AVG.	LG	TD
2018	Bengals	0	0	0.0	0	0	0	0	0	0.0	0	0
2019	Bengals	0	0	0.0	0	0	0	0	0	0.0	0	0
2020	Bengals	0	0	0.0	0	0	0	0	0	0.0	0	0
2020	Eagles	0	0	0.0	0	0	0	0	0	0.0	0	0
Went from Cincinnati to Philadelphia.												
2020	Browns	0	0	0.0	0	0	0	0	0	0.0	0	0
Went from Philadelphia to Cleveland.												
2020	TOTAL	0	0	0.0	0	0	0	0	0	0.0	0	0
2021	Browns	0	0	0.0	0	0	0	0	0	0.0	0	0
NFL TOTALS		0	0	0.0	0	0	0	0	0	0.0	0	0

JORDAN FRANKS' NFL POSTSEASON RETURN STATISTICS

DATE	TEAM	KICKOFF RETURNS					PUNT RETURNS					
		RET.	YDS.	AVG.	LG	TD	NO.	FC	YDS.	AVG.	LG	TD
2021	Chiefs	0	0	0.0	0	0	0	0	0	0.0	0	0
NFL TOTALS		0	0	0.0	0	0	0	0	0	0.0	0	0

SINGLE-GAME HIGHS: RECEIVING

Receptions	1 at Baltimore, Nov 18, 2018	All-Purpose Yards	32 vs. Tampa Bay, Oct 28, 2018
	1 vs. Tampa Bay, Oct 28, 2018		5 at Baltimore, Nov 18, 2018
Receiving Yards	32 vs. Tampa Bay, Oct 28, 2018	Special Teams Tackles	1 vs. Denver, Dec 02, 2018
	5 at Baltimore, Nov 18, 2018		
Longest Receptions	32 vs. Tampa Bay, Oct 28, 2018		
	5 at Baltimore, Nov 18, 2018		

2018 GAME-BY-GAME REGULAR-SEASON STATISTICS (BENGALS)

DATE	OPPONENT	P/S	RECEIVING					RUSHING					W/L	SCORE
			NO.	YDS.	AVG.	LG	TD	NO.	YDS.	AVG.	LG	TD		
09/09	at Colts												W	34-23
09/13	Ravens												W	34-23
09/23	at Panthers												L	21-31
09/30	at Falcons												W	37-36
10/07	Dolphins												W	27-17
10/14	Steelers												L	21-28
10/21	at Chiefs												L	10-45
10/28	Buccaneers	P	1	32	32.0	32	0	0	0	0.0	0	0	W	37-34
11/11	Saints	P	0	0	0.0	0	0	0	0	0.0	0	0	L	14-51
11/18	at Ravens	P	1	5	5.0	5	0	0	0	0.0	0	0	L	21-24
11/25	Browns	P	0	0	0.0	0	0	0	0	0.0	0	0	L	20-35
12/02	Broncos	P	0	0	0.0	0	0	0	0	0.0	0	0	L	10-24
12/09	at Chargers	P	0	0	0.0	0	0	0	0	0.0	0	0	L	21-26
12/16	Raiders												W	30-16
12/23	at Browns												L	18-26
12/30	at Steelers												L	13-16
2018 TOTALS		6-0	2	37	18.5	32	0	0	0	0.0	0	0	6-10	



2019 GAME-BY-GAME REGULAR-SEASON STATISTICS (BENGALS)

DATE	OPPONENT	P/S	RECEIVING					RUSHING					W/L	SCORE	
			NO.	YDS.	AVG.	LG	TD	NO.	YDS.	AVG.	LG	TD			
09/08	at Seahawks							PRACTICE SQUAD					L	20-21	
09/15	49ers							PRACTICE SQUAD					L	17-41	
09/22	at Bills							PRACTICE SQUAD					L	17-21	
09/30	at Steelers							PRACTICE SQUAD					L	3-27	
10/06	Cardinals							PRACTICE SQUAD					L	23-26	
10/13	at Ravens							PRACTICE SQUAD					L	17-23	
10/20	Jaguars							PRACTICE SQUAD					L	17-27	
10/27	at Rams							PRACTICE SQUAD					L	10-24	
11/10	Ravens							PRACTICE SQUAD					L	13-49	
11/17	at Raiders							PRACTICE SQUAD					L	10-17	
11/24	Steelers							PRACTICE SQUAD					L	10-16	
12/01	Jets							PRACTICE SQUAD					W	22-6	
12/08	at Browns							PRACTICE SQUAD					L	19-27	
12/15	Patriots							PRACTICE SQUAD					L	13-34	
12/22	at Dolphins							PRACTICE SQUAD					L	35-38+	
12/29	Browns							INACTIVE					W	33-23	
2019 TOTALS		0-0	0	0	0.0	0	0	0	0	0	0.0	0	0	2-14	

+ - Overtime

2020 GAME-BY-GAME REGULAR-SEASON STATISTICS (BENGALS/EAGLES/BROWNS)

DATE	OPPONENT	P/S	RECEIVING					RUSHING					W/L/T	SCORE	
			NO.	YDS.	AVG.	LG	TD	NO.	YDS.	AVG.	LG	TD			
09/13	Chargers												L	13-16	
09/20	Rams												L	19-37	
09/27	Bengals												T	23-23	
10/04	at 49ers												W	25-20	
10/11	at Steelers												L	29-38	
10/18	at Steelers												L	7-38	
10/25	at Bengals												W	37-34	
11/01	Raiders												L	6-16	
11/15	Texans												W	10-7	
11/22	Eagles												W	22-17	
11/29	at Jaguars												W	27-25	
12/06	at Titans												W	41-35	
12/14	Ravens												L	42-47	
12/20	at Giants												W	20-6	
12/27	at Jets												L	16-23	
01/03	Steelers												W	24-22	
2020 TOTALS		0-0	0	0	0.0	0	0	0	0	0	0.0	0	0	8-7-1	

2021 GAME-BY-GAME REGULAR-SEASON STATISTICS (BROWNS)

DATE	OPPONENT	P/S	RECEIVING					RUSHING					W/L	SCORE
			NO.	YDS.	AVG.	LG	TD	NO.	YDS.	AVG.	LG	TD		
09/12	at Chiefs												L	29-33
09/19	Texans												W	31-21
09/26	Bears	P	0	0	0.0	0	0	0	0	0.0	0	0	W	26-6
10/03	at Vikings												W	14-7
10/10	at Chargers												L	42-47
10/17	Cardinals												L	14-37
10/21	Broncos												W	17-14
10/31	Steelers												L	10-15
11/07	at Bengals												W	41-16
11/14	at Patriots												L	7-45
11/21	Lions												W	13-10
11/28	at Ravens												L	10-16
12/12	Ravens												W	24-22
12/20	Raiders												L	14-16
12/25	at Packers												L	22-24
01/03	at Steelers												L	14-26
01/09	Bengals												W	21-16
2021 TOTALS		1-0	0	0	0.0	0	0	0	0	0.0	0	0	8-9	



2021 GAME-BY-GAME POSTSEASON STATISTICS (CHIEFS)

DATE	OPPONENT	P/S	RECEIVING					RUSHING					W/L	SCORE	
			NO.	YDS.	AVG.	LG	TD	NO.	YDS.	AVG.	LG	TD			
01/16	Steelers													W	42-21
01/23	Bills													W	42-36+
01/30	Bengals													L	24-27+
2021 TOTALS		0-0	0	0	0.0	0	0	0	0	0.0	0	0	0	2-1	

+ - Overtime





WILLIE GAY

LINEBACKER #50
MISSISSIPPI STATE



3RD YEAR IN THE NFL

3RD YEAR WITH THE CHIEFS

HEIGHT: 6'1"
WEIGHT: 243 LBS
DRAFTED: D2-20
BIRTHDAY: 2/15/98

Third-year linebacker enters his third season with the Chiefs in 2022.

Originally entered the NFL as a second-round pick (63rd overall) by the Chiefs in the 2020 NFL Draft.

Career Highlights:

Tallied his second interception in back-to-back games. The second one coming against Giants QB Daniel Jones and returning it 13 yards, marking the first time in his career that

he has recorded back-to-back games with an interception. The last linebacker in a Chiefs uniform to record INTs in back-to-back games was Derrick Johnson, accomplishing the feat during the 2013 season (at Washington, 12/8/13; at Oakland, 12/15/13).

Transactions:

Originally entered the NFL as a second-round pick (63rd overall) by the Kansas City Chiefs in the 2020 NFL Draft.

COLLEGE

Appeared in 31 games (six starts) at Mississippi State tallying 99 tackles (46 solo), 11.0 tackles for loss, 6.0 sacks, three interceptions, seven passes defensed, two forced fumbles and three fumble recoveries for his career ... Recorded either an interception, forced fumble or fumble recovery in seven of his last nine games played ... During his junior season, finished with 28 tackles and 3.5 tackles for loss ... Forced a fumble, recovered two fumbles and returned an interception 52 yards for a touchdown ... As a junior, appeared in all 13 games and earned six starts, set a career high with 48 total tackles, ranking sixth on the team and added 5.5 tackles for loss and five sacks, setting career highs in both ... Appeared in all 13 contests as a true freshman, seeing playing time on special teams and as a back-up linebacker.

PERSONAL

- A local product out of Starkville High School who helped lead the Yellowjackets to the 2015 Class 6A state title.
- Collected 83 tackles, including nine tackles for loss as a senior.
- As a junior in 2015, earned second-team All-State honors after tallying 84 tackles, 17 tackles for loss, nine pass breakups, six sacks, four interceptions and two forced fumbles.
- Also played quarterback at times, including rushing for 325 yards and five scores in a win over Warren Central in October.
- 2016 Clarion-Ledger Dandy Dozen and one of 15 semifinalists for the high school Butkus Award.
- Invited and played in the 2017 U.S. Army All-American Bowl, recording one tackle for the East squad.
- Became the first Starkville High player to rush for over 300 yards in a game since 1994.
- Scored nine touchdowns in the final two weeks of the season.
- Finished with seven tackles and two pass breakups in the Mississippi-Alabama All-Star Game in December.
- Hometown: Starkville, Miss.

WILLIE GAY'S NFL REGULAR SEASON DEFENSIVE STATISTICS

DATE	TEAM	GP	GS	TACKLES							QBH	INTERCEPTIONS				O. FUMB			ST			MISC					
				TK	S	A	TFL	YDS	SK	YDS		NO	YDS	LG	TD	PD	FF	FR	TD	YDS	TK	S	A	FF	FR	S	A
2020	Chiefs	16	8	37	27	10	3	9	1.0	1.0	1	0	0	0	0	3	1	0	0	0	2	2	0	0	0	0	0
2021	Chiefs	12	11	48	26	22	1	0	0.5	3.5	1	2	14	13	0	4	0	0	0	0	0	0	0	0	0	0	
NFL TOTALS		28	19	85	53	32	4	9	1.5	4.5	2	2	14	13	0	7	1	0	0	0	2	2	0	0	0	0	

WILLIE GAY'S NFL POSTSEASON DEFENSIVE STATISTICS

DATE	TEAM	GP	GS	TACKLES							QBH	INTERCEPTIONS				O. FUMB			ST			MISC				
				TK	S	A	TFL	YDS	SK	YDS		NO	YDS	LG	TD	PD	FF	FR	TD	YDS	TK	S	A	FF	FR	S
2020	Chiefs	0	0	0	0	0	0	0	0.0	0.0	0	0	0	0	0	0	0	0	0	0	0	0	0	0	0	0
2021	Chiefs	3	3	11	7	4	1	2	0.0	0.0	1	0	0	0	0	2	1	0	0	0	0	0	0	0	0	0
NFL TOTALS		3	3	11	7	4	1	2	0.0	0.0	1	0	0	0	0	2	1	0	0	0	0	0	0	0	0	



SINGLE-GAME HIGHS: DEFENSIVE

Total Tackles	9 vs. N.Y. Giants, Nov 01, 2021 9 vs. Atlanta, Dec 27, 2020 8 vs. Denver, Dec 05, 2021 6 vs. Las Vegas, Oct 11, 2020 5 vs. Pittsburgh, Dec 26, 2021 ...3 more at 5.	Tackles For Loss	1 vs. Denver, Dec 05, 2021 1 vs. Atlanta, Dec 27, 2020 1 at Denver, Oct 25, 2020 ...1 more at 1.
Solo Tackles	7 vs. Atlanta, Dec 27, 2020 5 vs. N.Y. Giants, Nov 01, 2021 5 vs. Las Vegas, Oct 11, 2020 4 vs. Denver, Dec 05, 2021 4 vs. Dallas, Nov 21, 2021 ...1 more at 4.	Interceptions	1 vs. N.Y. Giants, Nov 01, 2021 1 at Tennessee, Oct 24, 2021
Sacks	1.0 vs. Las Vegas, Oct 11, 2020 0.5 vs. Denver, Dec 05, 2021	Interception Return Yards	13 vs. N.Y. Giants, Nov 01, 2021 1 at Tennessee, Oct 24, 2021
Passes Defensed	2 at Denver, Oct 25, 2020 1 at Denver, Jan 08, 2022 1 vs. Denver, Dec 05, 2021 1 vs. N.Y. Giants, Nov 01, 2021 ...2 more at 1.	Special Teams Tackles	1 at Tampa Bay, Nov 29, 2020 1 vs. Houston, Sep 10, 2020
Forced Fumbles	1 vs. Atlanta, Dec 27, 2020		

SINGLE-GAME HIGHS - POSTSEASON: DEFENSIVE

Total Tackles	5 vs. Cincinnati, Jan 30, 2022 4 vs. Buffalo, Jan 23, 2022 2 vs. Pittsburgh, Jan 16, 2022	Forced Fumbles	1 vs. Pittsburgh, Jan 16, 2022
Solo Tackles	3 vs. Cincinnati, Jan 30, 2022 2 vs. Buffalo, Jan 23, 2022 2 vs. Pittsburgh, Jan 16, 2022	Tackles For Loss	1 vs. Cincinnati, Jan 30, 2022
Passes Defensed	2 vs. Cincinnati, Jan 30, 2022		

2020 GAME-BY-GAME REGULAR-SEASON STATISTICS (CHIEFS)

DATE	OPPONENT	P/S	TACKLES							INTERCEPTIONS					O. FUMB				ST				MISC		W/L	SCORE						
			TK	S	A	SK	YDS	TFL	YDS	QBH	NO	YDS	LG	TD	PD	FF	FR	TD	YDS	TK	S	A	FF	FR			S	A				
09/10	Texans	P	0	0	0	0.0	0.0	0	0	0	0	0	0	0	0	0	0	0	0	0	0	0	0	0	0	0	W	34-20				
09/20	at Chargers	P	1	0	1	0.0	0.0	0	0	0	0	0	0	0	0	0	0	0	0	0	0	0	0	0	0	W	23-20+					
09/28	at Ravens	P	0	0	0	0.0	0.0	0	0	0	0	0	0	0	0	0	0	0	0	0	0	0	0	0	0	W	34-20					
10/05	Patriots	S	2	1	1	0.0	0.0	0	0	0	0	0	0	0	0	0	0	0	0	0	0	0	0	0	0	W	26-10					
10/11	Raiders	S	6	5	1	1.0	1.0	1	1	1	0	0	0	0	0	0	0	0	0	0	0	0	0	0	0	L	32-40					
10/19	at Bills	P	1	1	0	0.0	0.0	0	0	0	0	0	0	0	0	0	0	0	0	0	0	0	0	0	0	W	26-17					
10/25	at Broncos	S	4	3	1	0.0	0.0	1	1	0	0	0	0	0	0	2	0	0	0	0	0	0	0	0	0	W	43-16					
11/01	Jets	S	1	1	0	0.0	0.0	0	0	0	0	0	0	0	0	0	0	0	0	0	0	0	0	0	0	W	35-9					
11/08	Panthers	P	1	0	1	0.0	0.0	0	0	0	0	0	0	0	0	0	0	0	0	0	0	0	0	0	0	W	33-31					
11/22	at Raiders	P	5	4	1	0.0	0.0	0	0	0	0	0	0	0	0	0	0	0	0	0	0	0	0	0	0	W	35-31					
11/29	at Buccaneers	P	0	0	0	0.0	0.0	0	0	0	0	0	0	0	0	0	0	0	0	0	1	1	0	0	0	0	W	27-24				
12/06	Broncos	S	2	1	1	0.0	0.0	0	0	0	0	0	0	0	0	0	0	0	0	0	0	0	0	0	0	W	22-16					
12/13	at Dolphins	S	3	2	1	0.0	0.0	0	0	0	0	0	0	0	0	0	0	0	0	0	0	0	0	0	0	W	33-27					
12/20	at Saints	P	1	1	0	0.0	0.0	0	0	0	0	0	0	0	0	1	0	0	0	0	0	0	0	0	0	W	32-29					
12/27	Falcons	S	9	7	2	0.0	0.0	1	7	0	0	0	0	0	0	1	0	0	0	0	0	0	0	0	0	W	17-14					
01/03	Chargers	S	1	1	0	0.0	0.0	0	0	0	0	0	0	0	0	0	0	0	0	0	0	0	0	0	0	L	21-38					
2020 TOTALS			16-8	37	27	10	1.0	1.0	3	9	1	0	0	0	0	3	1	0	0	0	2	2	0	0	0	0	0	0	0	0	0	14-2

+ - Overtime



2021 GAME-BY-GAME REGULAR-SEASON STATISTICS (CHIEFS)

DATE	OPPONENT	P/S	TACKLES							INTERCEPTIONS					O. FUMB				ST				MISC		W/L	SCORE		
			TK	S	A	SK	YDS	TFL	YDS	QBH	NO	YDS	LG	TD	PD	FF	FR	TD	YDS	TK	S	A	FF	FR			S	A
09/12	Browns																									W	33-29	
09/19	at Ravens																									L	35-36	
09/26	Chargers																									L	24-30	
10/03	at Eagles																									W	42-30	
10/10	Bills	P	2	2	0	0.0	0.0	0	0	0	0	0	0	0	0	0	0	0	0	0	0	0	0	0	0	0	L	20-38
10/17	at Football Team	S	1	0	1	0.0	0.0	0	0	0	0	0	0	0	0	0	0	0	0	0	0	0	0	0	0	0	W	31-13
10/24	at Titans	S	2	0	2	0.0	0.0	0	0	0	1	1	1	0	1	0	0	0	0	0	0	0	0	0	0	0	L	3-27
11/01	Giants	S	9	5	4	0.0	0.0	0	0	0	1	13	13	0	1	0	0	0	0	0	0	0	0	0	0	0	W	20-17
11/07	Packers	S	2	1	1	0.0	0.0	0	0	0	0	0	0	0	0	0	0	0	0	0	0	0	0	0	0	0	W	13-7
11/14	at Raiders	S	4	1	3	0.0	0.0	0	0	0	0	0	0	0	0	0	0	0	0	0	0	0	0	0	0	0	W	41-14
11/21	Cowboys	S	5	4	1	0.0	0.0	0	0	0	0	0	0	0	0	0	0	0	0	0	0	0	0	0	0	0	W	19-9
12/05	Broncos	S	8	4	4	0.5	3.5	1	0	1	0	0	0	0	1	0	0	0	0	0	0	0	0	0	0	0	W	22-9
12/12	Raiders	S	5	3	2	0.0	0.0	0	0	0	0	0	0	0	0	0	0	0	0	0	0	0	0	0	0	0	W	48-9
12/16	at Chargers																									W	34-28+	
12/26	Steelers	S	5	2	3	0.0	0.0	0	0	0	0	0	0	0	0	0	0	0	0	0	0	0	0	0	0	0	W	36-10
01/02	at Bengals	S	2	2	0	0.0	0.0	0	0	0	0	0	0	0	0	0	0	0	0	0	0	0	0	0	0	0	L	31-34
01/08	at Broncos	S	3	2	1	0.0	0.0	0	0	0	0	0	0	0	1	0	0	0	0	0	0	0	0	0	0	0	W	28-24
2021 TOTALS		12-11	48	26	22	0.5	3.5	1	0	1	2	14	13	0	4	0	0	0	0	0	0	0	0	0	0	0	12-5	

+ - Overtime

2020 GAME-BY-GAME POSTSEASON STATISTICS (CHIEFS)

DATE	OPPONENT	P/S	TACKLES							INTERCEPTIONS					O. FUMB				ST				MISC		W/L	SCORE	
			TK	S	A	SK	YDS	TFL	YDS	QBH	NO	YDS	LG	TD	PD	FF	FR	TD	YDS	TK	S	A	FF	FR			S
01/17	Browns																									W	22-17
01/24	Bills																									W	38-24
2020 TOTALS			0	0	0	0.0	0.0	0	0	0	0	0	0	0	0	0	0	0	0	0	0	0	0	0	0	0	2-0

2021 GAME-BY-GAME POSTSEASON STATISTICS (CHIEFS)

DATE	OPPONENT	P/S	TACKLES							INTERCEPTIONS					O. FUMB				ST				MISC		W/L	SCORE		
			TK	S	A	SK	YDS	TFL	YDS	QBH	NO	YDS	LG	TD	PD	FF	FR	TD	YDS	TK	S	A	FF	FR			S	A
01/16	Steelers	S	2	2	0	0.0	0.0	0	0	1	0	0	0	0	0	1	0	0	0	0	0	0	0	0	0	0	W	42-21
01/23	Bills	S	4	2	2	0.0	0.0	0	0	0	0	0	0	0	0	0	0	0	0	0	0	0	0	0	0	0	W	42-36+
01/30	Bengals	S	5	3	2	0.0	0.0	1	2	0	0	0	0	0	2	0	0	0	0	0	0	0	0	0	0	0	L	24-27+
2021 TOTALS		3-3	11	7	4	0.0	0.0	1	2	1	0	0	0	0	2	1	0	0	0	0	0	0	0	0	0	2-1		


+ - Overtime





JOSH GORDON

WIDE RECEIVER #12
BAYLOR



6TH YEAR IN THE NFL

2ND YEAR WITH THE CHIEFS

HEIGHT: 6'3"
WEIGHT: 224 LBS
DRAFTED: FA-21
BIRTHDAY: 4/13/91

👁️ Sixth-year wide receiver enters his second season with the Chiefs in 2022.

👁️ Originally entered the NFL as a second-round pick by the Browns in the 2012 Supplemental Draft.

Career Highlights:

👁️ The only player in NFL history with consecutive 200-yard receiving performances. Achieved the feat in 2013 with 237 receiving yards vs. Pittsburgh (11/24) and 261 yards vs. Jacksonville (12/1).

Honors:

👁️ 2013 Pro Bowl selection.

👁️ 2013 AP All-Pro (first-team).

Transactions:

Signed to Future/Reserve with Kansas City (2/2/22) ... Signed to Kansas City's practice squad (1/26/22)... Waived by Kansas City (1/24/22) ... Elevated to Kansas City's active roster from the practice squad (10/5/21) ... Signed to Kansas City's practice squad (9/27/21) ... Released by the Seahawks (3/4/21) ... Re-signed by the Seahawks (9/3/20) ... Claimed by the Seahawks off Waivers (11/1/19) ... Released by the Patriots (10/31/19) ... Re-signed by the Patriots (4/23/19) ... Traded to the Patriots from the Browns (9/17/18) ... Re-signed with the Browns (4/16/18) ... Originally entered the NFL as a second-round pick by the Cleveland Browns in the 2012 Supplemental Draft (7/12/12)

COLLEGE

Played two seasons at Baylor (2009-10), was suspended from the team in 2011 and transferred to Utah but sat out the season after not declaring in time for the 2011 Supplemental Draft ... Played in 22 games and recorded 43 receptions for 721 yards and seven touchdowns for the Bears.

PERSONAL

👁️ Prepped at Lamar High and led them to an 8-2 record and second round of Regional III DI playoffs as a senior in 2008, including 4-1 record in District 20-5A.

👁️ National position ranking among wide receivers: No. 70 by Rivals.com, No. 127 by ESPN.com and No. 224 by Scout.com.

👁️ Named to Houston Chronicle's Top 100 listing of Texas recruits.

👁️ Named first-team All-District 20-5A after totaling 25 receptions for 531 yards (21.2 average) and nine touchdowns as senior.

👁️ Led Lamar to a 10-2 record, DI area finals and 7-0 District 20-5A championship as junior in 2007.

👁️ Played basketball at Lamar as sophomore and was on the 4 x 100 squad in track during his senior season.

JOSH GORDON'S NFL REGULAR SEASON RUSHING/RECEIVING STATISTICS

DATE	TEAM	GP	GS	RECEIVING					RUSHING				
				NO.	YDS.	AVG.	LG	TD	NO.	YDS.	AVG.	LG	TD
2012	Browns	16	13	50	805	16.1	71t	5	0	0	0.0	0	0
2013	Browns	14	14	87	1,646	18.9	95t	9	5	88	17.6	34	0
2014	Browns	5	5	24	303	12.6	32	0	0	0	0.0	0	0
2017	Browns	5	5	18	335	18.6	54	1	0	0	0.0	0	0
2018	Browns	1	1	1	17	17.0	17t	1	0	0	0.0	0	0
Went from Cleveland to New England .													
2018	Patriots	11	11	40	720	18.0	55t	3	0	0	0.0	0	0
2018	TOTAL	12	12	41	737	18.0	55t	4	0	0	0.0	0	0
2019	Patriots	6	6	20	287	14.4	44	1	1	1	1.0	1	0
Went from New England to Seattle .													
2019	Seahawks	5	1	7	139	19.9	58	0	0	0	0.0	0	0
2019	TOTAL	11	7	27	426	15.8	58	1	1	1	1.0	1	0
2020	Seahawks	0	0	0	0	0.0	0	0	0	0	0.0	0	0
2021	Chiefs	12	7	5	32	6.4	11	1	0	0	0.0	0	0
NFL TOTALS		75	63	252	4,284	17.0	95T	21	6	89	14.8	34	0



JOSH GORDON'S NFL POSTSEASON RUSHING/RECEIVING STATISTICS

DATE	TEAM	GP	GS	RECEIVING					RUSHING				
				NO.	YDS.	AVG.	LG	TD	NO.	YDS.	AVG.	LG	TD
2018	Patriots	0	0	0	0	0.0	0	0	0	0	0	0	0
2019	Seahawks	0	0	0	0	0.0	0	0	0	0	0	0	0
2020	Seahawks	0	0	0	0	0.0	0	0	0	0	0	0	0
2021	Chiefs	0	0	0	0	0.0	0	0	0	0	0	0	0
NFL TOTALS		0	0	0	0	0.0	0	0	0	0	0.0	0	0

JOSH GORDON'S NFL REGULAR SEASON RETURN STATISTICS

DATE	TEAM	KICKOFF RETURNS					PUNT RETURNS					
		RET.	YDS.	AVG.	LG	TD	NO.	FC	YDS.	AVG.	LG	TD
2012	Browns	0	0	0.0	0	0	0	0	0	0.0	0	0
2013	Browns	0	0	0.0	0	0	0	0	0	0.0	0	0
2014	Browns	0	0	0.0	0	0	0	0	0	0.0	0	0
2017	Browns	0	0	0.0	0	0	0	0	0	0.0	0	0
2018	Browns	0	0	0.0	0	0	0	0	0	0.0	0	0
Went from Cleveland to New England .												
2018	Patriots	0	0	0.0	0	0	0	0	0	0.0	0	0
2018	TOTAL	0	0	0.0	0	0	0	0	0	0.0	0	0
2019	Patriots	0	0	0.0	0	0	0	0	0	0.0	0	0
Went from New England to Seattle .												
2019	Seahawks	0	0	0.0	0	0	0	0	0	0.0	0	0
2019	TOTAL	0	0	0.0	0	0	0	0	0	0.0	0	0
2020	Seahawks	0	0	0.0	0	0	0	0	0	0.0	0	0
2021	Chiefs	0	0	0.0	0	0	0	0	0	0.0	0	0
NFL TOTALS		0	0	0.0	0	0	0	0	0	0.0	0	0

JOSH GORDON'S NFL POSTSEASON RETURN STATISTICS

DATE	TEAM	KICKOFF RETURNS					PUNT RETURNS					
		RET.	YDS.	AVG.	LG	TD	NO.	FC	YDS.	AVG.	LG	TD
2018	Patriots	0	0	0.0	0	0	0	0	0	0.0	0	0
2019	Seahawks	0	0	0.0	0	0	0	0	0	0.0	0	0
2020	Seahawks	0	0	0.0	0	0	0	0	0	0.0	0	0
2021	Chiefs	0	0	0.0	0	0	0	0	0	0.0	0	0
NFL TOTALS		0	0	0.0	0	0	0	0	0	0.0	0	0



SINGLE-GAME HIGHS: RUSHING/RECEIVING

Rush Attempts	1 vs. N.Y. Jets, Sep 22, 2019 1 at N.Y. Jets, Dec 22, 2013 1 at New England, Dec 08, 2013 ...3 more at 1.	Longest Receptions	95t vs. Jacksonville, Dec 01, 2013 80t at New England, Dec 08, 2013 74t at Cincinnati, Nov 17, 2013 71t vs. Cincinnati, Oct 14, 2012 62t at N.Y. Giants, Oct 07, 2012
Rushing Yards	34 at New England, Dec 08, 2013 22 at N.Y. Jets, Dec 22, 2013 22 at Minnesota, Sep 22, 2013 10 vs. Baltimore, Nov 03, 2013 1 vs. N.Y. Jets, Sep 22, 2019	Receiving TDs	2 vs. Jacksonville, Dec 01, 2013 2 at N.Y. Giants, Oct 07, 2012 1 vs. Las Vegas, Dec 12, 2021 1 vs. Pittsburgh, Sep 08, 2019 ...15 more at 1.
Longest Runs	34 at New England, Dec 08, 2013 22 at N.Y. Jets, Dec 22, 2013 22 at Minnesota, Sep 22, 2013 10 vs. Baltimore, Nov 03, 2013 1 vs. N.Y. Jets, Sep 22, 2019	All-Purpose Yards	261 vs. Jacksonville, Dec 01, 2013 237 vs. Pittsburgh, Nov 24, 2013 185 at New England, Dec 08, 2013 168 at Minnesota, Sep 22, 2013 132 at Kansas City, Oct 27, 2013
Receptions	14 vs. Pittsburgh, Nov 24, 2013 10 vs. Jacksonville, Dec 01, 2013 10 at Minnesota, Sep 22, 2013 8 at Atlanta, Nov 23, 2014 8 vs. Kansas City, Dec 09, 2012	Most TDs	2 vs. Jacksonville, Dec 01, 2013 2 at N.Y. Giants, Oct 07, 2012 1 vs. Las Vegas, Dec 12, 2021 1 vs. Pittsburgh, Sep 08, 2019 ...15 more at 1.
Receiving Yards	261 vs. Jacksonville, Dec 01, 2013 237 vs. Pittsburgh, Nov 24, 2013 151 at New England, Dec 08, 2013 146 at Minnesota, Sep 22, 2013 132 at Kansas City, Oct 27, 2013	Miscellaneous Tackles	2 at Atlanta, Nov 23, 2014 1 vs. Pittsburgh, Sep 09, 2018 1 at Minnesota, Sep 22, 2013 1 at Oakland, Dec 02, 2012
Receiving Average	33.0 vs. Cincinnati, Oct 14, 2012 28.8 at Pittsburgh, Dec 31, 2017 26.4 at Kansas City, Oct 27, 2013 26.1 vs. Jacksonville, Dec 01, 2013 26.0 vs. Green Bay, Nov 04, 2018		

100-YARD RECEIVING GAMES (12): REGULAR SEASON

DATE	TEAM	NO.	YDS.	AVG.	LG	TD
12/02/12	at Raiders	6	116	19.3	44t	1
09/22/13	at Vikings	10	146	14.6	47t	1
10/13/13	LIONS	7	126	18.0	36	0
10/27/13	at Chiefs	5	132	26.4	47	1
11/17/13	at Bengals	5	125	25.0	74t	1
11/24/13	STEELERS	14	237	16.9	47	1
12/01/13	JAGUARS	10	261	26.1	95t	2
12/08/13	at Patriots	7	151	21.6	80t	1
11/23/14	at Falcons	8	120	15.0	24	0
12/31/17	at Steelers	4	115	28.8	54	0
10/21/18	at Bears	4	100	25.0	55	0
11/04/18	PACKERS	5	130	26.0	55t	1

2012 GAME-BY-GAME REGULAR-SEASON STATISTICS (BROWNS)

DATE	OPPONENT	P/S	RECEIVING					RUSHING					W/L	SCORE	
			NO.	YDS.	AVG.	LG	TD	NO.	YDS.	AVG.	LG	TD			
09/09	Eagles	S	2	32	16.0	20	0	0	0	0.0	0	0	L	16-17	
09/16	at Bengals	P	1	5	5.0	5	0	0	0	0.0	0	0	L	27-34	
09/23	Bills	S	3	40	13.3	17	0	0	0	0.0	0	0	L	14-24	
09/27	at Ravens	P	1	16	16.0	16	0	0	0	0.0	0	0	L	16-23	
10/07	at Giants	S	2	82	41.0	62t	2	0	0	0.0	0	0	L	27-41	
10/14	Bengals	P	3	99	33.0	71t	1	0	0	0.0	0	0	W	34-24	
10/21	at Colts	S	2	59	29.5	33t	1	0	0	0.0	0	0	L	13-17	
10/28	Chargers	S	3	46	15.3	26	0	0	0	0.0	0	0	W	7-6	
11/04	Ravens	S	2	38	19.0	26	0	0	0	0.0	0	0	L	15-25	
11/18	at Cowboys	S	5	53	10.6	23	0	0	0	0.0	0	0	L	20-23+	
11/25	Steelers	S	4	60	15.0	26	0	0	0	0.0	0	0	W	20-14	
12/02	at Raiders	S	6	116	19.3	44t	1	0	0	0.0	0	0	W	20-17	
12/09	Chiefs	S	8	86	10.8	18	0	0	0	0.0	0	0	W	30-7	
12/16	Redskins	S	3	27	9.0	12	0	0	0	0.0	0	0	L	21-38	
12/23	at Broncos	S	1	7	7.0	7	0	0	0	0.0	0	0	L	12-34	
12/30	at Steelers	S	4	39	9.8	17	0	0	0	0.0	0	0	L	10-24	
2012 TOTALS		16-13	50	805	16.1	71T	5	0	0	0.0	0	0	0	5-11	

+ - Overtime



2013 GAME-BY-GAME REGULAR-SEASON STATISTICS (BROWNS)

DATE	OPPONENT	P/S	RECEIVING					RUSHING					W/L	SCORE
			NO.	YDS.	AVG.	LG	TD	NO.	YDS.	AVG.	LG	TD		
09/08	Dolphins												L	10-23
09/15	at Ravens												L	6-14
09/22	at Vikings	S	10	146	14.6	47t	1	1	22	22.0	22	0	W	31-27
09/29	Bengals	S	4	71	17.8	33	0	0	0	0.0	0	0	W	17-6
10/03	Bills	S	4	86	21.5	37t	1	0	0	0.0	0	0	W	37-24
10/13	Lions	S	7	126	18.0	36	0	1	0	0.0	0	0	L	17-31
10/20	at Packers	S	2	21	10.5	14	0	0	0	0.0	0	0	L	13-31
10/27	at Chiefs	S	5	132	26.4	47	1	0	0	0.0	0	0	L	17-23
11/03	Ravens	S	3	44	14.7	27	0	1	10	10.0	10	0	W	24-18
11/17	at Bengals	S	5	125	25.0	74t	1	0	0	0.0	0	0	L	20-41
11/24	Steelers	S	14	237	16.9	47	1	0	0	0.0	0	0	L	11-27
12/01	Jaguars	S	10	261	26.1	95t	2	0	0	0.0	0	0	L	28-32
12/08	at Patriots	S	7	151	21.6	80t	1	1	34	34.0	34	0	L	26-27
12/15	Bears	S	3	67	22.3	43t	1	0	0	0.0	0	0	L	31-38
12/22	at Jets	S	6	97	16.2	24	0	1	22	22.0	22	0	L	13-24
12/29	at Steelers	S	7	82	11.7	20	0	0	0	0.0	0	0	L	7-20
2013 TOTALS		14-14	87	1,646	18.9	95T	9	5	88	17.6	34	0	4-12	

2014 GAME-BY-GAME REGULAR-SEASON STATISTICS (BROWNS)

DATE	OPPONENT	P/S	RECEIVING					RUSHING					W/L	SCORE
			NO.	YDS.	AVG.	LG	TD	NO.	YDS.	AVG.	LG	TD		
09/07	at Steelers												L	27-30
09/14	Saints												W	26-24
09/21	Ravens												L	21-23
10/05	at Titans												W	29-28
10/12	Steelers												W	31-10
10/19	at Jaguars												L	6-24
10/26	Raiders												W	23-13
11/02	Buccaneers												W	22-17
11/06	at Bengals												W	24-3
11/16	Texans												L	7-23
11/23	at Falcons	S	8	120	15.0	24	0	0	0	0.0	0	0	W	26-24
11/30	at Bills	S	7	75	10.7	18	0	0	0	0.0	0	0	L	10-26
12/07	Colts	S	2	15	7.5	9	0	0	0	0.0	0	0	L	24-25
12/14	Bengals	S	3	48	16.0	32	0	0	0	0.0	0	0	L	0-30
12/21	at Panthers	S	4	45	11.3	18	0	0	0	0.0	0	0	L	13-17
12/28	at Ravens												L	10-20
2014 TOTALS		5-5	24	303	12.6	32	0	0	0	0.0	0	0	7-9	

2017 GAME-BY-GAME REGULAR-SEASON STATISTICS (BROWNS)

DATE	OPPONENT	P/S	RECEIVING					RUSHING					W/L	SCORE
			NO.	YDS.	AVG.	LG	TD	NO.	YDS.	AVG.	LG	TD		
09/10	Steelers												L	18-21
09/17	at Ravens												L	10-24
09/24	at Colts												L	28-31
10/01	Bengals												L	7-31
10/08	Jets												L	14-17
10/15	at Texans												L	17-33
10/22	Titans												L	9-12+
10/29	Vikings												L	16-33
11/12	at Lions												L	24-38
11/19	Jaguars												L	7-19
11/26	at Bengals												L	16-30
12/03	at Chargers	S	4	85	21.3	39	0	0	0	0.0	0	0	L	10-19
12/10	Packers	S	3	69	23.0	38	1	0	0	0.0	0	0	L	21-27+
12/17	Ravens	S	5	47	9.4	18	0	0	0	0.0	0	0	L	10-27
12/24	at Bears	S	2	19	9.5	11	0	0	0	0.0	0	0	L	3-20
12/31	at Steelers	S	4	115	28.8	54	0	0	0	0.0	0	0	L	24-28
2017 TOTALS		5-5	18	335	18.6	54	1	0	0	0.0	0	0	0-16	

+ - Overtime



2018 GAME-BY-GAME REGULAR-SEASON STATISTICS (BROWNS/PATRIOTS)

DATE	OPPONENT	P/S	RECEIVING					RUSHING					W/L/T	SCORE	
			NO.	YDS.	AVG.	LG	TD	NO.	YDS.	AVG.	LG	TD			
09/09	Steelers	S	1	17	17.0	17t	1	0	0	0.0	0	0	0	T	21-21
09/16	at Saints													L	18-21
09/20	Jets													W	21-17
INACTIVE DID NOT PLAY															
Went from Browns to Patriots .															
09/30	Dolphins	S	2	32	16.0	19	0	0	0	0.0	0	0	0	W	38-7
10/04	Colts	S	2	50	25.0	34t	1	0	0	0.0	0	0	0	W	38-24
10/14	Chiefs	S	5	42	8.4	12	0	0	0	0.0	0	0	0	W	43-40
10/21	at Bears	S	4	100	25.0	55	0	0	0	0.0	0	0	0	W	38-31
10/29	at Bills	S	4	42	10.5	18	0	0	0	0.0	0	0	0	W	25-6
11/04	Packers	S	5	130	26.0	55t	1	0	0	0.0	0	0	0	W	31-17
11/11	at Titans	S	4	81	20.3	44	0	0	0	0.0	0	0	0	L	10-34
11/25	at Jets	S	5	70	14.0	23	0	0	0	0.0	0	0	0	W	27-13
12/02	Vikings	S	3	58	19.3	24t	1	0	0	0.0	0	0	0	W	24-10
12/09	at Dolphins	S	5	96	19.2	29	0	0	0	0.0	0	0	0	L	33-34
12/16	at Steelers	S	1	19	19.0	19	0	0	0	0.0	0	0	0	L	10-17
12/23	Bills													W	24-12
12/30	Jets													W	38-3
2018 TOTALS		12-12	41	737	18.0	55T	4	0	0	0.0	0	0	0	11-4-1	

2019 GAME-BY-GAME REGULAR-SEASON STATISTICS (PATRIOTS/SEAHAWKS)

DATE	OPPONENT	P/S	RECEIVING					RUSHING					W/L	SCORE	
			NO.	YDS.	AVG.	LG	TD	NO.	YDS.	AVG.	LG	TD			
09/08	Steelers	S	3	73	24.3	44	1	0	0	0.0	0	0	0	W	33-3
09/15	at Dolphins	S	2	19	9.5	14	0	0	0	0.0	0	0	0	W	43-0
09/22	Jets	S	6	83	13.8	28	0	1	1	1.0	1	0	0	W	30-14
09/29	at Bills	S	3	46	15.3	31	0	0	0	0.0	0	0	0	W	16-10
10/06	at Redskins	S	5	59	11.8	24	0	0	0	0.0	0	0	0	W	33-7
10/10	Giants	S	1	7	7.0	7	0	0	0	0.0	0	0	0	W	35-14
10/21	at Jets													W	33-0
10/27	Browns													W	27-13
INACTIVE INACTIVE Went from Patriots to Seahawks .															
11/03	Buccaneers													W	40-34+
11/11	at 49ers	P	2	27	13.5	14	0	0	0	0.0	0	0	0	W	27-24+
11/24	at Eagles	P	1	10	10.0	10	0	0	0	0.0	0	0	0	W	17-9
12/02	Vikings	S	1	10	10.0	10	0	0	0	0.0	0	0	0	W	37-30
12/08	at Rams	P	2	34	17.0	23	0	0	0	0.0	0	0	0	L	12-28
12/15	at Panthers	P	1	58	58.0	58	0	0	0	0.0	0	0	0	W	30-24
12/22	Cardinals													L	13-27
12/29	49ers													L	21-26
2019 TOTALS		11-7	27	426	15.8	58	1	1	1	1.0	1	0	13-3		

+ - Overtime

2020 GAME-BY-GAME REGULAR-SEASON STATISTICS (SEAHAWKS)

DATE	OPPONENT	P/S	RECEIVING					RUSHING					W/L	SCORE	
			NO.	YDS.	AVG.	LG	TD	NO.	YDS.	AVG.	LG	TD			
09/13	at Falcons													W	38-25
09/20	Patriots													W	35-30
09/27	Cowboys													W	38-31
10/04	at Dolphins													W	31-23
10/11	Vikings													W	27-26
10/25	at Cardinals													L	34-37+
11/01	49ers													W	37-27
11/08	at Bills													L	34-44
11/15	at Rams													L	16-23
11/19	Cardinals													W	28-21
11/30	at Eagles													W	23-17
12/06	Giants													L	12-17
12/13	Jets													W	40-3
12/20	at Football Team													W	20-15
12/27	Rams													W	20-9
01/03	at 49ers													W	26-23
2020 TOTALS		0-0	0	0	0.0	0	0	0	0	0.0	0	0	12-4		

+ - Overtime



2021 GAME-BY-GAME REGULAR-SEASON STATISTICS (CHIEFS)

DATE	OPPONENT	P/S	RECEIVING					RUSHING					W/L	SCORE
			NO.	YDS.	AVG.	LG	TD	NO.	YDS.	AVG.	LG	TD		
09/12	Browns												W	33-29
09/19	at Ravens												L	35-36
09/26	Chargers												L	24-30
10/03	at Eagles												W	42-30
10/10	Bills	P	1	11	11.0	11	0	0	0	0.0	0	0	L	20-38
10/17	at Football Team	P	0	0	0.0	0	0	0	0	0.0	0	0	W	31-13
10/24	at Titans	S	0	0	0.0	0	0	0	0	0.0	0	0	L	3-27
11/01	Giants	P	0	0	0.0	0	0	0	0	0.0	0	0	W	20-17
11/07	Packers	S	0	0	0.0	0	0	0	0	0.0	0	0	W	13-7
11/14	at Raiders	S	0	0	0.0	0	0	0	0	0.0	0	0	W	41-14
11/21	Cowboys	S	1	7	7.0	7	0	0	0	0.0	0	0	W	19-9
12/05	Broncos	S	0	0	0.0	0	0	0	0	0.0	0	0	W	22-9
12/12	Raiders	S	2	9	4.5	8	1	0	0	0.0	0	0	W	48-9
12/16	at Chargers												W	34-28+
12/26	Steelers	P	0	0	0.0	0	0	0	0	0.0	0	0	W	36-10
01/02	at Bengals	P	1	5	5.0	5	0	0	0	0.0	0	0	L	31-34
01/08	at Broncos	S	0	0	0.0	0	0	0	0	0.0	0	0	W	28-24
2021 TOTALS		12-7	5	32	6.4	11	1	0	0	0.0	0	0	12-5	

+ - Overtime

2018 GAME-BY-GAME POSTSEASON STATISTICS (PATRIOTS)

DATE	OPPONENT	P/S	RECEIVING					RUSHING					W/L	SCORE
			NO.	YDS.	AVG.	LG	TD	NO.	YDS.	AVG.	LG	TD		
01/13	Chargers												W	41-28
01/20	at Chiefs												W	37-31+
02/03	at Rams												W	13-3
2018 TOTALS		0-0	0	0	0.0	0	0	0	0	0.0	0	0	3-0	

+ - Overtime

2019 GAME-BY-GAME POSTSEASON STATISTICS (SEAHAWKS)

DATE	OPPONENT	P/S	RECEIVING					RUSHING					W/L	SCORE
			NO.	YDS.	AVG.	LG	TD	NO.	YDS.	AVG.	LG	TD		
01/05	at Eagles												W	17-9
01/12	at Packers												L	23-28
2019 TOTALS		0-0	0	0	0.0	0	0	0	0	0.0	0	0	1-1	

2020 GAME-BY-GAME POSTSEASON STATISTICS (SEAHAWKS)

DATE	OPPONENT	P/S	RECEIVING					RUSHING					W/L	SCORE
			NO.	YDS.	AVG.	LG	TD	NO.	YDS.	AVG.	LG	TD		
01/09	Rams												L	20-30
2020 TOTALS		0-0	0	0	0.0	0	0	0	0	0.0	0	0	0-1	

2021 GAME-BY-GAME POSTSEASON STATISTICS (CHIEFS)

DATE	OPPONENT	P/S	RECEIVING					RUSHING					W/L	SCORE
			NO.	YDS.	AVG.	LG	TD	NO.	YDS.	AVG.	LG	TD		
01/16	Steelers												W	42-21
01/23	Bills												W	42-36+
01/30	Bengals												L	24-27+
2021 TOTALS		0-0	0	0	0.0	0	0	0	0	0.0	0	0	2-1	

+ - Overtime





DERRICK GORE

RUNNING BACK #40
LOUISIANA-MONROE



2ND YEAR IN THE NFL

2ND YEAR WITH THE CHIEFS

HEIGHT: 5'9"
WEIGHT: 206 LBS
DRAFTED: FA-21
BIRTHDAY: 12/13/94

- Second-year running back enters his second NFL season with the Chiefs in 2022.
- Originally entered the NFL as an undrafted free agent with the Chargers in 2019.

Career Highlights:

- Rattled off a career-long 51-yard rushing touchdown in the fourth quarter versus the Raiders (12/12/21) marking his second-career rushing touchdown. The 51-yard rush was the club's longest scoring run since RB Damien Williams had an 84-yard touchdown run vs. the Los Angeles Chargers on Dec. 29, 2019.

Transactions:

Re-signed with Kansas City (4/7/22) ... Elevated to Kansas City's active roster from the practice squad (10/12/21) ... Signed to Kansas City's practice squad (9/1/21) ... Released by Kansas City (8/30/21) ... Signed to Kansas City (2/6/21) ... Released by the Los Angeles Chargers (12/4/20) ... Signed to the Los Angeles Chargers practice squad (11/16/20) ... Released by the Los Angeles Chargers (9/5/20) ... Signed by the Los Angeles Chargers (5/5/20) ... Released by Washington (1/6/20) ... Signed to Washington's practice squad (12/10/19) ... Released by the Los Angeles Chargers (10/18/19) ... Signed to the Los Angeles Chargers practice squad (10/16/19) ... Released by the Los Angeles Chargers (8/31/19) ... Originally entered the NFL as an undrafted free agent with the Los Angeles Chargers in 2019.

COLLEGE

Played two seasons (2017-18) at Louisiana-Monroe after transferring from Alabama following a two-year career with the Crimson Tide (2015-16) ... Over 43 career games, rushed for 1,355 yards and 13 TDs on 319 attempts (4.2 avg.) ... Caught 35 passes for 254 yards (7.3 avg.) and a TD ... Appeared in 24 games with the Warhawks, posting 254 receiving yards and a TD on 34 catches (7.5 avg.) while rushing for 1,247 yards and 12 TDs on 295 attempts (4.2 avg.) ... Walked on at Alabama where he totaled 24 rushes for 108 yards (4.5 avg.) and a TD in eight games ... Blocked a punt for the Crimson Tide in the team's SEC title game win over Florida in 2016.

PERSONAL

- Graduated from William Nottingham High School.
- Played running back, outside linebacker and safety.
- Lettered two years in football and two in basketball.
- Earned a degree in general studies from Louisiana-Monroe.
- Hometown: Syracuse, N.Y.

DERRICK GORE'S NFL REGULAR SEASON RUSHING/RECEIVING STATISTICS

DATE	TEAM	GP	GS	RUSHING					RECEIVING				
				NO.	YDS.	AVG.	LG	TD	NO.	YDS.	AVG.	LG	TD
2019	Chargers	0	0	0	0	0.0	0	0	0	0	0.0	0	0
Went from L.A. Chargers to Washington .													
2019	Redskins	0	0	0	0	0.0	0	0	0	0	0.0	0	0
2019	TOTAL	0	0	0	0	0.0	0	0	0	0	0.0	0	0
2020	Chargers	0	0	0	0	0.0	0	0	0	0	0.0	0	0
2021	Chiefs	11	0	51	256	5.0	51t	2	8	105	13.1	50	0
NFL TOTALS		11	0	51	256	5.0	51T	2	8	105	13.1	50	0

DERRICK GORE'S NFL POSTSEASON RUSHING/RECEIVING STATISTICS

DATE	TEAM	GP	GS	RUSHING					RECEIVING				
				NO.	YDS.	AVG.	LG	TD	NO.	YDS.	AVG.	LG	TD
2021	Chiefs	2	0	3	3	1.0	5	0	0	0	0.0	0	0
NFL TOTALS		2	0	3	3	1.0	5	0	0	0	0.0	0	0



DERRICK GORE'S NFL REGULAR SEASON RETURN STATISTICS

DATE	TEAM	KICKOFF RETURNS					PUNT RETURNS					
		RET.	YDS.	AVG.	LG	TD	NO.	FC	YDS.	AVG.	LG	TD
2019	Chargers	0	0	0.0	0	0	0	0	0	0.0	0	0
Went from L.A. Chargers to Washington .												
2019	Redskins	0	0	0.0	0	0	0	0	0	0.0	0	0
2019	TOTAL	0	0	0.0	0	0	0	0	0	0.0	0	0
2020	Chargers	0	0	0.0	0	0	0	0	0	0.0	0	0
2021	Chiefs	0	0	0.0	0	0	0	0	0	0.0	0	0
NFL TOTALS		0	0	0.0	0	0	0	0	0	0.0	0	0

DERRICK GORE'S NFL POSTSEASON RETURN STATISTICS

DATE	TEAM	KICKOFF RETURNS					PUNT RETURNS					
		RET.	YDS.	AVG.	LG	TD	NO.	FC	YDS.	AVG.	LG	TD
2021	Chiefs	0	0	0.0	0	0	0	0	0	0.0	0	0
NFL TOTALS		0	0	0.0	0	0	0	0	0	0.0	0	0

SINGLE-GAME HIGHS: RUSHING/RECEIVING

<p>Rush Attempts 12 vs. Pittsburgh, Dec 26, 2021 11 vs. N.Y. Giants, Nov 01, 2021 9 vs. Las Vegas, Dec 12, 2021 7 at Denver, Jan 08, 2022 6 at Las Vegas, Nov 14, 2021</p> <p>Rushing Yards 66 vs. Las Vegas, Dec 12, 2021 48 vs. N.Y. Giants, Nov 01, 2021 43 vs. Pittsburgh, Dec 26, 2021 37 at Cincinnati, Jan 02, 2022 30 at Denver, Jan 08, 2022</p> <p>Rushing Average 7.3 vs. Las Vegas, Dec 12, 2021 4.4 vs. N.Y. Giants, Nov 01, 2021 4.3 at Denver, Jan 08, 2022 3.6 vs. Pittsburgh, Dec 26, 2021</p> <p>Longest Runs 51t vs. Las Vegas, Dec 12, 2021 23 at Cincinnati, Jan 02, 2022 14 at Cincinnati, Jan 02, 2022 10 vs. Pittsburgh, Dec 26, 2021 10 vs. N.Y. Giants, Nov 01, 2021</p> <p>Rushing TDs 1 vs. Las Vegas, Dec 12, 2021 1 vs. N.Y. Giants, Nov 01, 2021</p> <p>Receptions 3 vs. Pittsburgh, Dec 26, 2021 2 vs. Las Vegas, Dec 12, 2021 1 at Cincinnati, Jan 02, 2022 1 vs. Green Bay, Nov 07, 2021 1 at Tennessee, Oct 24, 2021</p>	<p>Receiving Yards 61 vs. Pittsburgh, Dec 26, 2021 23 vs. Las Vegas, Dec 12, 2021 8 at Cincinnati, Jan 02, 2022 7 at Tennessee, Oct 24, 2021 6 vs. Green Bay, Nov 07, 2021</p> <p>Receiving Average 20.3 vs. Pittsburgh, Dec 26, 2021</p> <p>Longest Receptions 50 vs. Pittsburgh, Dec 26, 2021 16 vs. Las Vegas, Dec 12, 2021 8 at Cincinnati, Jan 02, 2022 8 vs. Pittsburgh, Dec 26, 2021 7 vs. Las Vegas, Dec 12, 2021 ...1 more at 7.</p> <p>All-Purpose Yards 104 vs. Pittsburgh, Dec 26, 2021 89 vs. Las Vegas, Dec 12, 2021 48 vs. N.Y. Giants, Nov 01, 2021 45 at Cincinnati, Jan 02, 2022 30 at Denver, Jan 08, 2022</p> <p>Special Teams Tackles 1 vs. N.Y. Giants, Nov 01, 2021</p> <p>Most TDs 1 vs. Las Vegas, Dec 12, 2021 1 vs. N.Y. Giants, Nov 01, 2021</p>
---	--

SINGLE-GAME HIGHS - POSTSEASON: RUSHING/RECEIVING

<p>Rush Attempts 3 vs. Pittsburgh, Jan 16, 2022</p> <p>Rushing Yards 3 vs. Pittsburgh, Jan 16, 2022</p>	<p>Longest Runs 5 vs. Pittsburgh, Jan 16, 2022</p> <p>All-Purpose Yards 2 vs. Pittsburgh, Jan 16, 2022 3 vs. Pittsburgh, Jan 16, 2022</p>
---	---



2019 GAME-BY-GAME REGULAR-SEASON STATISTICS (CHARGERS/REDSKINS)

DATE	OPPONENT	P/S	RUSHING					RECEIVING					W/L	SCORE
			NO.	YDS.	AVG.	LG	TD	NO.	YDS.	AVG.	LG	TD		
09/08	Colts							NOT ON ROSTER					W	30-24+
09/15	at Lions							NOT ON ROSTER					L	10-13
09/22	Texans							NOT ON ROSTER					L	20-27
09/29	at Dolphins							NOT ON ROSTER					W	30-10
10/06	Broncos							NOT ON ROSTER					L	13-20
10/13	Steelers							NOT ON ROSTER					L	17-24
10/20	at Titans							NOT ON ROSTER					L	20-23
10/27	at Bears							NOT ON ROSTER					W	17-16
11/03	Packers							NOT ON ROSTER					W	26-11
11/07	at Raiders							NOT ON ROSTER					L	24-26
11/18	Chiefs							NOT ON ROSTER					L	17-24
12/01	at Broncos							NOT ON ROSTER					L	20-23
12/08	at Jaguars							NOT ON ROSTER					W	45-10
								Went from Chargers to Redskins .						
12/15	Eagles							PRACTICE SQUAD					L	27-37
12/22	Giants							PRACTICE SQUAD					L	35-41+
12/29	at Cowboys							PRACTICE SQUAD					L	16-47
2019 TOTALS		0-0	0	0	0.0	0	0	0	0	0.0	0	0	5-11	

+ - Overtime

2020 GAME-BY-GAME REGULAR-SEASON STATISTICS (CHARGERS)

DATE	OPPONENT	P/S	RUSHING					RECEIVING					W/L	SCORE
			NO.	YDS.	AVG.	LG	TD	NO.	YDS.	AVG.	LG	TD		
09/13	at Bengals							NOT ON ROSTER					W	16-13
09/20	Chiefs							NOT ON ROSTER					L	20-23+
09/27	Panthers							NOT ON ROSTER					L	16-21
10/04	at Buccaneers							NOT ON ROSTER					L	31-38
10/12	at Saints							NOT ON ROSTER					L	27-30+
10/25	Jaguars							NOT ON ROSTER					W	39-29
11/01	at Broncos							NOT ON ROSTER					L	30-31
11/08	Raiders							NOT ON ROSTER					L	26-31
11/15	at Dolphins							NOT ON ROSTER					L	21-29
11/22	Jets							PRACTICE SQUAD					W	34-28
11/29	at Bills							PRACTICE SQUAD					L	17-27
12/06	Patriots							NOT ON ROSTER					L	0-45
12/13	Falcons							NOT ON ROSTER					W	20-17
12/17	at Raiders							NOT ON ROSTER					W	30-27+
12/27	Broncos							NOT ON ROSTER					W	19-16
01/03	at Chiefs							NOT ON ROSTER					W	38-21
2020 TOTALS		0-0	0	0	0.0	0	0	0	0	0.0	0	0	7-9	

+ - Overtime

2021 GAME-BY-GAME REGULAR-SEASON STATISTICS (CHIEFS)

DATE	OPPONENT	P/S	RUSHING					RECEIVING					W/L	SCORE
			NO.	YDS.	AVG.	LG	TD	NO.	YDS.	AVG.	LG	TD		
09/12	Browns							PRACTICE SQUAD					W	33-29
09/19	at Ravens							PRACTICE SQUAD					L	35-36
09/26	Chargers							PRACTICE SQUAD					L	24-30
10/03	at Eagles							PRACTICE SQUAD					W	42-30
10/10	Bills							PRACTICE SQUAD					L	20-38
10/17	at Football Team	P	0	0	0.0	0	0	0	0	0.0	0	0	W	31-13
10/24	at Titans	P	0	0	0.0	0	0	1	7	7.0	7	0	L	3-27
11/01	Giants	P	11	48	4.4	10	1	0	0	0.0	0	0	W	20-17
11/07	Packers	P	3	13	4.3	7	0	1	6	6.0	6	0	W	13-7
11/14	at Raiders	P	6	19	3.2	5	0	0	0	0.0	0	0	W	41-14
11/21	Cowboys							INACTIVE					W	19-9
12/05	Broncos	P	0	0	0.0	0	0	0	0	0.0	0	0	W	22-9
12/12	Raiders	P	9	66	7.3	51t	1	2	23	11.5	16	0	W	48-9
12/16	at Chargers	P	0	0	0.0	0	0	0	0	0.0	0	0	W	34-28+
12/26	Steelers	P	12	43	3.6	10	0	3	61	20.3	50	0	W	36-10
01/02	at Bengals	P	3	37	12.3	23	0	1	8	8.0	8	0	L	31-34
01/08	at Broncos	P	7	30	4.3	6	0	0	0	0.0	0	0	W	28-24
2021 TOTALS		11-0	51	256	5.0	51T	2	8	105	13.1	50	0	12-5	

+ - Overtime



2021 GAME-BY-GAME POSTSEASON STATISTICS (CHIEFS)

DATE	OPPONENT	P/S	RUSHING					RECEIVING					W/L	SCORE	
			NO.	YDS.	AVG.	LG	TD	NO.	YDS.	AVG.	LG	TD			
01/16	Steelers	P	3	3	1.0	5	0	0	0	0.0	0	0	0	W	42-21
01/23	Bills	P	0	0	0.0	0	0	0	0	0.0	0	0	0	W	42-36+
01/30	Bengals													L	24-27+
2021 TOTALS		2-0	3	3	1.0	5	0	0	0	0.0	0	0	0	2-1	

+ - Overtime





NOAH GRAY

TIGHT END #83
DUKE



2ND YEAR IN THE NFL

2ND YEAR WITH THE CHIEFS

HEIGHT: 6'3"
WEIGHT: 240 LBS
DRAFTED: D5A-21
BIRTHDAY: 4/30/99

- Second-year tight end enters his second NFL season with the Chiefs in 2022.
- Originally entered the NFL as a fifth-round pick (162nd overall) by the Chiefs in the 2021 NFL Draft.

Transactions:

Originally entered the NFL as a fifth-round pick (162nd overall) by the Kansas City Chiefs in the 2021 NFL Draft.

COLLEGE

Missed only one game during tenure at Duke (48 career games with 21 starts) ... Had 105 receptions for 948 yards (9.03) and eight touchdowns ... 2019 second-team All-America pick by *The Walter Camp Football Foundation* ... 2019 second-team All-ACC choice ... Two-time Academic All-ACC selection ... Represented Duke at the 2021 Reese's Senior Bowl ... Owned 26 games with two or more receptions, including a career-high seven catches at Wake Forest in 2019 ... Caught four or more passes in 12 contests ... Reached 20+ receiving yards in 21 games with a career-high 76 yards coming at Wake Forest in 2019 ... Broke Duke's all-time career receptions mark by a tight end in 2020 ... Finished fourth in program history for most career touchdown receptions by a tight end ... Concluded career having caught one or more receptions in 26 consecutive games ... Played 1,890 career snaps.

PERSONAL

- Played at Leominster Senior High School.
- As a senior, caught 30 passes for 619 yards and eight touchdowns to earn all-state honors from the *Massachusetts High School Football Coaches Association*.
- Also received All-State recognition from *Inside the Huddle Massachusetts*.
- Named to the *USA Today* American Family Insurance All-USA Massachusetts team.
- Prior to senior campaign, earned Offensive MVP honors at the New York vs. New England 7-on-7 All-Star Challenge.
- In junior season, rushed for 437 yards and seven touchdowns while passing for 1,707 yards and 21 touchdowns to help squad to an 8-3 mark and berth in the *Massachusetts Interscholastic Athletic Association* playoffs.
- Two-time All-Star selection by the *Worcester Telegram*.
- Also played basketball.
- Hometown: Leominster, Mass.

NOAH GRAY'S NFL REGULAR SEASON RUSHING/RECEIVING STATISTICS

DATE	TEAM	GP	GS	RECEIVING					RUSHING				
				NO.	YDS.	AVG.	LG	TD	NO.	YDS.	AVG.	LG	TD
2021	Chiefs	16	1	7	36	5.1	8	1	0	0	0.0	0	0
NFL TOTALS		16	1	7	36	5.1	8	1	0	0	0.0	0	0

NOAH GRAY'S NFL POSTSEASON RUSHING/RECEIVING STATISTICS

DATE	TEAM	GP	GS	RECEIVING					RUSHING				
				NO.	YDS.	AVG.	LG	TD	NO.	YDS.	AVG.	LG	TD
2021	Chiefs	3	0	2	14	7.0	8	0	0	0	0.0	0	0
NFL TOTALS		3	0	2	14	7.0	8	0	0	0	0.0	0	0

NOAH GRAY'S NFL REGULAR SEASON RETURN STATISTICS

DATE	TEAM	KICKOFF RETURNS					PUNT RETURNS					
		RET.	YDS.	AVG.	LG	TD	NO.	FC	YDS.	AVG.	LG	TD
2021	Chiefs	0	0	0.0	0	0	0	0	0	0.0	0	0
NFL TOTALS		0	0	0.0	0	0	0	0	0	0.0	0	0



NOAH GRAY'S NFL POSTSEASON RETURN STATISTICS

DATE	TEAM	KICKOFF RETURNS					PUNT RETURNS					
		RET.	YDS.	AVG.	LG	TD	NO.	FC	YDS.	AVG.	LG	TD
2021	Chiefs	0	0	0.0	0	0	0	0	0	0.0	0	0
NFL TOTALS		0	0	0.0	0	0	0	0	0	0.0	0	0

SINGLE-GAME HIGHS: RECEIVING

<p>Receptions</p> <p>2 vs. Pittsburgh, Dec 26, 2021 1 at Cincinnati, Jan 02, 2022 1 vs. Dallas, Nov 21, 2021 1 at Las Vegas, Nov 14, 2021 ...2 more at 1.</p> <p>Receiving Yards</p> <p>12 vs. Pittsburgh, Dec 26, 2021 8 vs. Dallas, Nov 21, 2021 6 at Cincinnati, Jan 02, 2022 5 vs. L.A. Chargers, Sep 26, 2021 4 at Tennessee, Oct 24, 2021</p> <p>Longest Receptions</p> <p>8 vs. Dallas, Nov 21, 2021 7 vs. Pittsburgh, Dec 26, 2021 6 at Cincinnati, Jan 02, 2022 5 vs. Pittsburgh, Dec 26, 2021 5 vs. L.A. Chargers, Sep 26, 2021</p> <p>Receiving TDs</p> <p>1 at Las Vegas, Nov 14, 2021</p>	<p>All-Purpose Yards</p> <p>12 vs. Pittsburgh, Dec 26, 2021 8 vs. Dallas, Nov 21, 2021 6 at Cincinnati, Jan 02, 2022 5 vs. L.A. Chargers, Sep 26, 2021 4 at Tennessee, Oct 24, 2021</p> <p>Special Teams Tackles</p> <p>1 at Cincinnati, Jan 02, 2022 1 vs. L.A. Chargers, Sep 26, 2021</p> <p>Most TDs</p> <p>1 at Las Vegas, Nov 14, 2021</p>
--	--

SINGLE-GAME HIGHS - POSTSEASON: RECEIVING

<p>Receptions</p> <p>2 vs. Buffalo, Jan 23, 2022</p> <p>Receiving Yards</p> <p>14 vs. Buffalo, Jan 23, 2022</p> <p>Longest Receptions</p> <p>8 vs. Buffalo, Jan 23, 2022 6 vs. Buffalo, Jan 23, 2022</p>	<p>All-Purpose Yards</p> <p>14 vs. Buffalo, Jan 23, 2022</p> <p>Special Teams Tackles</p> <p>2 vs. Pittsburgh, Jan 16, 2022</p>
---	---

2021 GAME-BY-GAME REGULAR-SEASON STATISTICS (CHIEFS)

DATE	OPPONENT	P/S	RECEIVING					RUSHING					W/L	SCORE
			NO.	YDS.	AVG.	LG	TD	NO.	YDS.	AVG.	LG	TD		
09/12	Browns	P	0	0	0.0	0	0	0	0	0.0	0	0	W	33-29
09/19	at Ravens	P	0	0	0.0	0	0	0	0	0.0	0	0	L	35-36
09/26	Chargers	P	1	5	5.0	5	0	0	0	0.0	0	0	L	24-30
10/03	at Eagles	P	0	0	0.0	0	0	0	0	0.0	0	0	W	42-30
10/10	Bills							INACTIVE					L	20-38
10/17	at Football Team	P	0	0	0.0	0	0	0	0	0.0	0	0	W	31-13
10/24	at Titans	P	1	4	4.0	4	0	0	0	0.0	0	0	L	3-27
11/01	Giants	P	0	0	0.0	0	0	0	0	0.0	0	0	W	20-17
11/07	Packers	P	0	0	0.0	0	0	0	0	0.0	0	0	W	13-7
11/14	at Raiders	P	1	1	1.0	1t	1	0	0	0.0	0	0	W	41-14
11/21	Cowboys	P	1	8	8.0	8	0	0	0	0.0	0	0	W	19-9
12/05	Broncos	P	0	0	0.0	0	0	0	0	0.0	0	0	W	22-9
12/12	Raiders	P	0	0	0.0	0	0	0	0	0.0	0	0	W	48-9
12/16	at Chargers	P	0	0	0.0	0	0	0	0	0.0	0	0	W	34-28+
12/26	Steelers	S	2	12	6.0	7	0	0	0	0.0	0	0	W	36-10
01/02	at Bengals	P	1	6	6.0	6	0	0	0	0.0	0	0	L	31-34
01/08	at Broncos	P	0	0	0.0	0	0	0	0	0.0	0	0	W	28-24
2021 TOTALS		16-1	7	36	5.1	8	1	0	0	0.0	0	0	12-5	

+ - Overtime

2021 GAME-BY-GAME POSTSEASON STATISTICS (CHIEFS)

DATE	OPPONENT	P/S	RECEIVING					RUSHING					W/L	SCORE
			NO.	YDS.	AVG.	LG	TD	NO.	YDS.	AVG.	LG	TD		
01/16	Steelers	P	0	0	0.0	0	0	0	0	0.0	0	0	W	42-21
01/23	Bills	P	2	14	7.0	8	0	0	0	0.0	0	0	W	42-36+
01/30	Bengals	P	0	0	0.0	0	0	0	0	0.0	0	0	L	24-27+
2021 TOTALS		3-0	2	14	7.0	8	0	0	0	0.0	0	0	2-1	

+ - Overtime






NASIR GREER

DEFENSIVE BACK #40
WAKE FOREST

ROOKIE

HEIGHT: 6'1"
WEIGHT: 209 LBS
DRAFTED: CFA-22
BIRTHDAY: 9/16/99



- 👁️ Rookie defensive back enters his first season with the Chiefs in 2022.
- 👁️ Originally entered the NFL as a undrafted free agent with the Chiefs (5/6/22).

Transactions:

Originally entered the NFL as a undrafted free agent with the Chiefs (5/6/22).

COLLEGE

Four-year letterwinner at Wake Forest (2018-21) ... Played in 33 games, logging 131 tackles (83 solo) ... Added three interceptions returned 34 yards, seven passes defended and five forced fumbles ... Named ACC Defensive Back of the Week after logging a career-high 10 tackles vs. North Carolina (2019).

PERSONAL

- 👁️ Named team captain at Stockbridge HS.
- 👁️ Honorable mention all-state Class 5-A as a senior.
- 👁️ Had 65 tackles, four interceptions and a pair of defensive touchdowns as a senior and was named First Team All-Region 4-5A.
- 👁️ Selected as the Stockbridge Defensive Player of the Week after games against Lovejoy and Eagles Landing.
- 👁️ Helped the Tigers to the top seed in Region 4-5A.
- 👁️ Stockbridge went 12-1 and undefeated in the regular season.
- 👁️ Named First Team All-Region 4-5A during junior year.
- 👁️ Named Second Team All-Henry County as a junior by the Henry Herald.
- 👁️ Ran track and competed in the 200m, 400m, 110m hurdles, 300m hurdles and triple jump.



VITALIY GURMAN

GUARD #76
TOLEDO

ROOKIE

HEIGHT: 6'3"
WEIGHT: 306 LBS
DRAFTED: CFA-22
BIRTHDAY: 8/4/98



- 👁️ Rookie guard enters his first season with the Chiefs in 2022.
- 👁️ Originally entered the NFL as an undrafted free agent with the Chiefs in 2022.

Transactions:

Originally entered the NFL as an undrafted free agent with Kansas City in 2022.

COLLEGE

Transferred to Toledo from Edinboro before the 2020 season ... Was a preseason All-MAC selection by Phil Steele in 2021 ... In 2020, started all six games at left tackle ... Part of an offense that ranked third in the MAC in total offense (494.0) and first in passing offense (325.8) ... Academic All-MAC ... Nominee for Academic All-America ... While at Edinboro, was named first-team All-PSAC in 2019 ... Named the team's offensive line MVP in 2019 as well ... Appeared in 32 games on the offensive line in his career.


PERSONAL

- 👁️ Earned New York Sportswriters Association second-team All-State honors as an offensive lineman as a senior.
- 👁️ First-team All-Greater Rochester and first-team All-County selection.
- 👁️ 2015 team captain.
- 👁️ Named a 2015 NYSPHSAA Scholar Athlete.
- 👁️ Earned a total of 11 letters, with four in football, three in track & field, and two in wrestling and indoor track.
- 👁️ Parents are Ivan and Miroslava Gurman.
- 👁️ Has two brothers, Ivan and Milon.



MECOLE HARDMAN

WIDE RECEIVER #17
GEORGIA



4TH YEAR IN
THE NFL

4TH YEAR WITH
THE CHIEFS

HEIGHT: 5'10"
WEIGHT: 187 LBS
DRAFTED: D2A-19
BIRTHDAY: 3/12/98

- Fourth-year wide receiver enters his fourth NFL season with the Chiefs in 2022.
- Originally entered the NFL as the first of two second-round picks (56th overall) in the 2019 NFL Draft by the Kansas City Chiefs.

Career Highlights:

- With six receiving touchdowns in his rookie season, tied Fred Arbanas, Stephone Paige and Tyreek Hill for the most receiving touchdowns by a rookie in franchise history.
- In Week 17 vs. L.A. Chargers (12/29/19) scored a 104-yard kickoff return touchdown, the first return score of his career. His 104-yard kickoff return touchdown is the third-longest in Chiefs history and registered as the longest kickoff return of the 2019 season in the NFL.
- Became the first rookie and the fourth player in NFL history with a 100+ yard kick return for a touchdown and an 80+ yard receiving touchdown in the same season.

Postseason Career Highlights:

- In the 2021 AFC Championship Game, Hardman scored his first-career postseason touchdown on a three-yard pass from QB Patrick Mahomes. He also recorded at 50-yard carry in the game, setting the franchise record for the longest run from scrimmage, breaking the previous record set by RB Priest Holmes (48 yards) vs. the Indianapolis Colts in the Divisional

round on January 11, 2004.

- In the Wild Card game against the Steelers, Hardman returned three punts for 70 yards (23.3 avg.), setting a new single-game franchise record for punt return yards. With his 70 punt return yards, he now has 86 career postseason punt return yards, moving into first place in franchise history for most career punt return yards in postseason action. He recorded a long punt return of 48 yards and added a 21-yard return, ranking as the longest and the fifth-longest punt returns in team postseason history. His 23.3 yards per return average is now the highest single-game punt return average in postseason history for the club.
- Recorded a 58-yard kickoff return in the AFC Divisional Round against Houston (1/12/20), the fourth-longest postseason kickoff return in Chiefs history.

Honors:

- 2019 Mack Lee Hill Award winner.
- 2019 AFC Pro Bowl selection.
- 2019 AP All-Pro (second-team).
- 2019 PFWA All-AFC.
- 2019 PFWA All-Rookie Team.
- 2019 Week 17 AFC Special Teams Player of the Week.

Transactions:

Originally entered the NFL as the first of two second-round picks (56th overall) in the 2019 NFL Draft by the Kansas City Chiefs.

COLLEGE

Appeared in 40 games (six starts) for the University of Georgia ... Recorded 950 receiving yards on 59 receptions with 11 touchdowns, 592 punt returns yards on 39 punt returns with one touchdown and 875 kick return yards on 35 kick returns ... Named 2018 ESPN.com All-America first-team (kick returner), 2018 SI.com All-America second-team (kick returner) and 2018 AP & Coaches' All-SEC second-team ... In 2018 was Georgia's second-leading receiver with 34 catches for 532 yards and seven touchdowns ... Following the 2017 season was named the Vince Dooley Special Teams MVP at the team's post-season awards gala ... In 2017, was ranked eighth nationally in punt returns (first in the SEC) at 11.8 yards and 21st in KO returns (2nd in the SEC) at 25.3 yards.

PERSONAL

- Played both quarterback and defensive back at Elbert County (Ga.) High School.
- Led Elbert County to an 11-3 record and a trip to the quarterfinals of the 2015 GHSA Class AAA playoffs.
- Named 2015 Georgia Sports Writers Association Class AAA Offensive Player of the Year, 2015 Georgia Sports Writers Association Class AAA First Team offense, 2015 Atlanta Journal-Constitution Super 11 in Georgia and Class AAA All-State offense and American Family Insurance 2015 USA Today All-USA Second Team defense.
- Selected to represent the East in the 2016 U.S. Army All-America Bowl.
- Majored in sport management at Georgia.
- Hometown: Bowman, Ga.
- First name pronounced: MUH-cole.



MECOLE HARDMAN'S NFL REGULAR SEASON RUSHING/RECEIVING STATISTICS

DATE	TEAM	GP	GS	RECEIVING					RUSHING				
				NO.	YDS.	AVG.	LG	TD	NO.	YDS.	AVG.	LG	TD
2019	Chiefs	16	5	26	538	20.7	83t	6	4	17	4.3	9	0
2020	Chiefs	16	8	41	560	13.7	49t	4	4	31	7.8	20	0
2021	Chiefs	17	8	59	693	11.7	53	2	8	46	5.8	24	0
NFL TOTALS		49	21	126	1,791	14.2	83T	12	16	94	5.9	24	0

MECOLE HARDMAN'S NFL POSTSEASON RUSHING/RECEIVING STATISTICS

DATE	TEAM	GP	GS	RECEIVING					RUSHING				
				NO.	YDS.	AVG.	LG	TD	NO.	YDS.	AVG.	LG	TD
2019	Chiefs	3	1	4	29	7.3	13	0	1	-6	-6.0	-6	0
2020	Chiefs	3	1	8	66	8.3	42	1	2	54	27.0	50	0
2021	Chiefs	3	1	8	121	15.1	44	1	6	55	9.2	25t	1
NFL TOTALS		9	3	20	216	10.8	44	2	9	103	11.4	50	1

MECOLE HARDMAN'S NFL REGULAR SEASON RETURN STATISTICS

DATE	TEAM	KICKOFF RETURNS					PUNT RETURNS					
		RET.	YDS.	AVG.	LG	TD	NO.	FC	YDS.	AVG.	LG	TD
2019	Chiefs	27	704	26.1	104t	1	18	6	167	9.3	36	0
2020	Chiefs	9	184	20.4	31	0	25	13	176	7.0	67t	1
2021	Chiefs	2	35	17.5	20	0	13	5	157	12.1	31	0
NFL TOTALS		38	923	24.3	104T	1	56	24	500	8.9	67T	1

MECOLE HARDMAN'S NFL POSTSEASON RETURN STATISTICS

DATE	TEAM	KICKOFF RETURNS					PUNT RETURNS					
		RET.	YDS.	AVG.	LG	TD	NO.	FC	YDS.	AVG.	LG	TD
2019	Chiefs	13	286	22.0	58	0	2	2	8	4.0	7	0
2020	Chiefs	1	26	26.0	26	0	2	2	8	4.0	8	0
2021	Chiefs	0	0	0.0	0	0	3	2	70	23.3	48	0
NFL TOTALS		14	312	22.3	58	0	7	6	86	12.3	48	0



SINGLE-GAME HIGHS: RUSHING/RECEIVING

Rush Attempts	2 at Philadelphia, Oct 03, 2021 1 at Denver, Jan 08, 2022 1 at L.A. Chargers, Dec 16, 2021 1 vs. Las Vegas, Dec 12, 2021 ...11 more at 1.	Longest Kickoff Return	104t vs. L.A. Chargers, Dec 29, 2019 34 vs. Minnesota, Nov 03, 2019 32 at Chicago, Dec 22, 2019 31 at L.A. Chargers, Sep 20, 2020 31 at New England, Dec 08, 2019
Rushing Yards	25 at Philadelphia, Oct 03, 2021 20 vs. Atlanta, Dec 27, 2020 13 at Denver, Oct 25, 2020 10 at Denver, Jan 08, 2022 9 vs. Oakland, Dec 01, 2019	Kickoff Return TDs	1 vs. L.A. Chargers, Dec 29, 2019
Longest Runs	24 at Philadelphia, Oct 03, 2021 20 vs. Atlanta, Dec 27, 2020 13 at Denver, Oct 25, 2020 10 at Denver, Jan 08, 2022 9 vs. Oakland, Dec 01, 2019	Fair Catches	2 vs. N.Y. Jets, Nov 01, 2020 2 vs. Houston, Sep 10, 2020 2 at Tennessee, Nov 10, 2019 1 vs. N.Y. Giants, Nov 01, 2021 ...17 more at 1.
Receptions	9 vs. Buffalo, Oct 10, 2021 8 at Denver, Jan 08, 2022 7 vs. N.Y. Jets, Nov 01, 2020 5 vs. N.Y. Giants, Nov 01, 2021 5 at Baltimore, Sep 19, 2021	Punt Return Yards	67 at Miami, Dec 13, 2020 56 at Washington, Oct 17, 2021 36 at Denver, Oct 17, 2019 29 at Cincinnati, Jan 02, 2022 22 at L.A. Chargers, Nov 18, 2019
Receiving Yards	103 at Denver, Jan 08, 2022 97 vs. Baltimore, Sep 22, 2019 96 vs. N.Y. Jets, Nov 01, 2020 81 at Baltimore, Sep 28, 2020 79 vs. Indianapolis, Oct 06, 2019	Longest Punt Return	67t at Miami, Dec 13, 2020 36 at Denver, Oct 17, 2019 31 at Washington, Oct 17, 2021 29 at Cincinnati, Jan 02, 2022 25 at Washington, Oct 17, 2021
Receiving Average	20.3 at Baltimore, Sep 28, 2020 19.8 vs. Indianapolis, Oct 06, 2020 16.0 vs. Carolina, Nov 08, 2020 15.5 at Washington, Oct 17, 2021 15.3 at Oakland, Sep 15, 2019	Punt Returns	4 vs. Atlanta, Dec 27, 2020 4 at New Orleans, Dec 20, 2020 4 at Tampa Bay, Nov 29, 2020 3 vs. L.A. Chargers, Dec 29, 2019 ...1 more at 3.
Longest Receptions	83t vs. Baltimore, Sep 22, 2019 63t at Tennessee, Nov 10, 2019 53 at Cincinnati, Jan 02, 2022 49 at Washington, Oct 17, 2021 49t at Baltimore, Sep 28, 2020	Punt Return TDs	1 at Miami, Dec 13, 2020
Receiving TDs	1 vs. Pittsburgh, Dec 26, 2021 1 vs. L.A. Chargers, Sep 26, 2021 1 at New Orleans, Dec 20, 2020 ...9 more at 1.	Punt Return Average	7.0 vs. L.A. Chargers, Dec 29, 2019 6.7 at New England, Dec 08, 2019 5.0 vs. Atlanta, Dec 27, 2020 5.0 at Tampa Bay, Nov 29, 2020
All-Purpose Yards	168 vs. L.A. Chargers, Dec 29, 2019 158 at Tennessee, Nov 10, 2019 141 at New England, Dec 08, 2019 141 vs. Green Bay, Oct 27, 2019 125 vs. Minnesota, Nov 03, 2019	Kickoff Return Average	25.3 vs. Minnesota, Nov 03, 2019 24.3 at New England, Dec 08, 2019 22.7 vs. Green Bay, Oct 27, 2019 22.5 at Tennessee, Nov 10, 2019
Kickoff Returns	4 at Tennessee, Nov 10, 2019 4 vs. Minnesota, Nov 03, 2019 3 at New England, Dec 08, 2019 3 vs. Green Bay, Oct 27, 2019 2 at Buffalo, Oct 19, 2020 ...5 more at 2.	Most TDs	1 vs. Pittsburgh, Dec 26, 2021 1 vs. L.A. Chargers, Sep 26, 2021 1 at New Orleans, Dec 20, 2020 ...11 more at 1.
Kickoff Return Yards	117 vs. L.A. Chargers, Dec 29, 2019 101 vs. Minnesota, Nov 03, 2019 90 at Tennessee, Nov 10, 2019 73 at New England, Dec 08, 2019 68 vs. Green Bay, Oct 27, 2019	Miscellaneous Tackles	1 at Tennessee, Oct 24, 2021 1 vs. L.A. Chargers, Sep 26, 2021

SINGLE-GAME HIGHS - POSTSEASON: RUSHING/RECEIVING

Rush Attempts

2 vs. Cincinnati, Jan 30, 2022
 2 vs. Buffalo, Jan 23, 2022
 2 vs. Pittsburgh, Jan 16, 2022
 1 vs. Buffalo, Jan 24, 2021
 ...2 more at 1.

Rushing Yards

50 vs. Buffalo, Jan 24, 2021
 31 vs. Buffalo, Jan 23, 2022
 18 vs. Cincinnati, Jan 30, 2022
 6 vs. Pittsburgh, Jan 16, 2022
 4 vs. Cleveland, Jan 17, 2021

Longest Runs

50 vs. Buffalo, Jan 24, 2021
 25t vs. Buffalo, Jan 23, 2022
 9 vs. Cincinnati, Jan 30, 2022
 9 vs. Cincinnati, Jan 30, 2022
 6 vs. Buffalo, Jan 23, 2022
 ...1 more at 6.

**Rushing TDs
 Receptions**

1 vs. Buffalo, Jan 23, 2022
 4 vs. Pittsburgh, Jan 16, 2022
 4 vs. Cleveland, Jan 17, 2021
 3 vs. Cincinnati, Jan 30, 2022
 2 at Tampa Bay, Feb 07, 2021
 2 vs. Buffalo, Jan 24, 2021
 ...1 more at 2.

Receiving Yards

58 vs. Cleveland, Jan 17, 2021
 52 vs. Cincinnati, Jan 30, 2022
 43 vs. Pittsburgh, Jan 16, 2022
 26 vs. Buffalo, Jan 23, 2022
 19 vs. Houston, Jan 12, 2020

Receiving Average

17.3 vs. Cincinnati, Jan 30, 2022
 14.5 vs. Cleveland, Jan 17, 2021
 10.8 vs. Pittsburgh, Jan 16, 2022

Longest Receptions

44 vs. Cincinnati, Jan 30, 2022
 42 vs. Cleveland, Jan 17, 2021
 41 vs. Pittsburgh, Jan 16, 2022
 26 vs. Buffalo, Jan 23, 2022
 13 vs. Houston, Jan 12, 2020

Receiving TDs

1 vs. Cincinnati, Jan 30, 2022
 1 vs. Buffalo, Jan 24, 2021

All-Purpose Yards

162 vs. Houston, Jan 12, 2020
 119 vs. Pittsburgh, Jan 16, 2022
 101 vs. Tennessee, Jan 19, 2020
 80 vs. Buffalo, Jan 24, 2021
 70 vs. Cincinnati, Jan 30, 2022
 ...1 more at 70.

Kickoff Returns

6 vs. Houston, Jan 12, 2020
 4 vs. Tennessee, Jan 19, 2020
 3 vs. San Francisco, Feb 02, 2020
 1 vs. Buffalo, Jan 24, 2021

Kickoff Return Yards

142 vs. Houston, Jan 12, 2020
 86 vs. Tennessee, Jan 19, 2020
 58 vs. San Francisco, Feb 02, 2020
 26 vs. Buffalo, Jan 24, 2021

Longest Kickoff Return

58 vs. Houston, Jan 12, 2020
 35 vs. Tennessee, Jan 19, 2020
 29 vs. San Francisco, Feb 02, 2020
 26 vs. Buffalo, Jan 24, 2021
 24 vs. Houston, Jan 12, 2020

Fair Catches

2 vs. San Francisco, Feb 02, 2020
 1 vs. Cincinnati, Jan 30, 2022
 1 vs. Buffalo, Jan 23, 2022
 1 at Tampa Bay, Feb 07, 2021
 ...1 more at 1.

Punt Return Yards

70 vs. Pittsburgh, Jan 16, 2022
 8 vs. Cleveland, Jan 17, 2021
 7 vs. Tennessee, Jan 19, 2020
 1 vs. Houston, Jan 12, 2020

Longest Punt Return

48 vs. Pittsburgh, Jan 16, 2022
 21 vs. Pittsburgh, Jan 16, 2022
 8 vs. Cleveland, Jan 17, 2021
 7 vs. Tennessee, Jan 19, 2020
 1 vs. Pittsburgh, Jan 16, 2022
 ...1 more at 1.

Punt Returns

3 vs. Pittsburgh, Jan 16, 2022
 1 vs. Buffalo, Jan 24, 2021
 1 vs. Cleveland, Jan 17, 2021
 1 vs. Tennessee, Jan 19, 2020
 ...1 more at 1.

Punt Return Average

23.3 vs. Pittsburgh, Jan 16, 2022

Kickoff Return Average

23.7 vs. Houston, Jan 12, 2020
 21.5 vs. Tennessee, Jan 19, 2020
 19.3 vs. San Francisco, Feb 02, 2020
 1 vs. Cincinnati, Jan 30, 2022
 1 vs. Buffalo, Jan 23, 2022
 1 vs. Buffalo, Jan 24, 2021

Most TDs

100-YARD RECEIVING GAMES (1): REGULAR SEASON

DATE	TEAM	NO.	YDS.	AVG.	LG	TD
01/08/22	at Broncos	8	103	12.9	44	0



2019 GAME-BY-GAME REGULAR-SEASON STATISTICS (CHIEFS)

DATE	OPPONENT	P/S	RECEIVING					RUSHING					W/L	SCORE
			NO.	YDS.	AVG.	LG	TD	NO.	YDS.	AVG.	LG	TD		
09/08	at Jaguars	P	0	0	0.0	0	0	0	0	0.0	0	0	W	40-26
09/15	at Raiders	S	4	61	15.3	42t	1	0	0	0.0	0	0	W	28-10
09/22	Ravens	P	2	97	48.5	83t	1	1	7	7.0	7	0	W	33-28
09/29	at Lions	S	2	9	4.5	7	0	0	0	0.0	0	0	W	34-30
10/06	Colts	P	4	79	19.8	31	0	1	-6	-6.0	-6	0	L	13-19
10/13	Texans	P	4	45	11.3	14	0	0	0	0.0	0	0	L	24-31
10/17	at Broncos	S	2	28	14.0	21t	1	0	0	0.0	0	0	W	30-6
10/27	Packers	P	2	55	27.5	30t	1	0	0	0.0	0	0	L	24-31
11/03	Vikings	S	0	0	0.0	0	0	1	7	7.0	7	0	W	26-23
11/10	at Titans	P	1	63	63.0	63t	1	0	0	0.0	0	0	L	32-35
11/18	at Chargers	P	2	13	6.5	9	0	0	0	0.0	0	0	W	24-17
12/01	Raiders	P	0	0	0.0	0	0	1	9	9.0	9	0	W	40-9
12/08	at Patriots	P	1	48	48.0	48t	1	0	0	0.0	0	0	W	23-16
12/15	Broncos	P	1	10	10.0	10	0	0	0	0.0	0	0	W	23-3
12/22	at Bears	P	0	0	0.0	0	0	0	0	0.0	0	0	W	26-3
12/29	Chargers	S	1	30	30.0	30	0	0	0	0.0	0	0	W	31-21
2019 TOTALS		16-5	26	538	20.7	83T	6	4	17	4.3	9	0	12-4	

2020 GAME-BY-GAME REGULAR-SEASON STATISTICS (CHIEFS)

DATE	OPPONENT	P/S	RECEIVING					RUSHING					W/L	SCORE
			NO.	YDS.	AVG.	LG	TD	NO.	YDS.	AVG.	LG	TD		
09/10	Texans	P	1	6	6.0	6	0	0	0	0.0	0	0	W	34-20
09/20	at Chargers	S	2	30	15.0	22	0	1	3	3.0	3	0	W	23-20+
09/28	at Ravens	P	4	81	20.3	49t	1	0	0	0.0	0	0	W	34-20
10/05	Patriots	S	4	27	6.8	10	1	0	0	0.0	0	0	W	26-10
10/11	Raiders	S	2	50	25.0	37	0	0	0	0.0	0	0	L	32-40
10/19	at Bills	S	0	0	0.0	0	0	0	0	0.0	0	0	W	26-17
10/25	at Broncos	S	2	57	28.5	38	0	1	13	13.0	13	0	W	43-16
11/01	Jets	P	7	96	13.7	30t	1	0	0	0.0	0	0	W	35-9
11/08	Panthers	S	3	48	16.0	32	0	0	0	0.0	0	0	W	33-31
11/22	at Raiders	P	1	16	16.0	16	0	0	0	0.0	0	0	W	35-31
11/29	at Buccaneers	P	3	23	7.7	15	0	0	0	0.0	0	0	W	27-24
12/06	Broncos	P	1	15	15.0	15	0	0	0	0.0	0	0	W	22-16
12/13	at Dolphins	P	3	40	13.3	26	0	0	0	0.0	0	0	W	33-27
12/20	at Saints	P	3	22	7.3	9	1	1	-5	-5.0	-5	0	W	32-29
12/27	Falcons	S	3	24	8.0	11	0	1	20	20.0	20	0	W	17-14
01/03	Chargers	S	2	25	12.5	18	0	0	0	0.0	0	0	L	21-38
2020 TOTALS		16-8	41	560	13.7	49T	4	4	31	7.8	20	0	14-2	

+ - Overtime

2021 GAME-BY-GAME REGULAR-SEASON STATISTICS (CHIEFS)

DATE	OPPONENT	P/S	RECEIVING					RUSHING					W/L	SCORE
			NO.	YDS.	AVG.	LG	TD	NO.	YDS.	AVG.	LG	TD		
09/12	Browns	S	3	19	6.3	8	0	0	0	0.0	0	0	W	33-29
09/19	at Ravens	S	5	55	11.0	19	0	0	0	0.0	0	0	L	35-36
09/26	Chargers	S	3	33	11.0	15	1	1	2	2.0	2	0	L	24-30
10/03	at Eagles	P	2	16	8.0	9	0	2	25	12.5	24	0	W	42-30
10/10	Bills	S	9	76	8.4	26	0	0	0	0.0	0	0	L	20-38
10/17	at Football Team	P	4	62	15.5	49	0	1	6	6.0	6	0	W	31-13
10/24	at Titans	S	4	28	7.0	9	0	0	0	0.0	0	0	L	3-27
11/01	Giants	S	5	63	12.6	24	0	0	0	0.0	0	0	W	20-17
11/07	Packers	S	3	20	6.7	9	0	0	0	0.0	0	0	W	13-7
11/14	at Raiders	P	2	27	13.5	27	0	1	3	3.0	3	0	W	41-14
11/21	Cowboys	P	2	25	12.5	13	0	0	0	0.0	0	0	W	19-9
12/05	Broncos	P	1	12	12.0	12	0	0	0	0.0	0	0	W	22-9
12/12	Raiders	P	2	59	29.5	44	0	1	0	0.0	0	0	W	48-9
12/16	at Chargers	P	2	11	5.5	6	0	1	0	0.0	0	0	W	34-28+
12/26	Steelers	P	3	31	10.3	14	1	0	0	0.0	0	0	W	36-10
01/02	at Bengals	P	1	53	53.0	53	0	0	0	0.0	0	0	L	31-34
01/08	at Broncos	S	8	103	12.9	44	0	1	10	10.0	10	0	W	28-24
2021 TOTALS		17-8	59	693	11.7	53	2	8	46	5.8	24	0	12-5	

+ - Overtime

2019 GAME-BY-GAME POSTSEASON STATISTICS (CHIEFS)

DATE	OPPONENT	P/S	RECEIVING					RUSHING					W/L	SCORE
			NO.	YDS.	AVG.	LG	TD	NO.	YDS.	AVG.	LG	TD		
01/12	Texans	P	2	19	9.5	13	0	0	0	0.0	0	0	W	51-31
01/19	Titans	P	1	8	8.0	8	0	0	0	0.0	0	0	W	35-24
02/02	49ers	S	1	2	2.0	2	0	1	-6	-6.0	-6	0	W	31-20
2019 TOTALS		3-1	4	29	7.3	13	0	1	-6	-6.0	-6	0	3-0	



2020 GAME-BY-GAME POSTSEASON STATISTICS (CHIEFS)

DATE	OPPONENT	P/S	RECEIVING					RUSHING					W/L	SCORE
			NO.	YDS.	AVG.	LG	TD	NO.	YDS.	AVG.	LG	TD		
01/17	Browns	S	4	58	14.5	42	0	1	4	4.0	4	0	W	22-17
01/24	Bills	P	2	4	2.0	3t	1	1	50	50.0	50	0	W	38-24
02/07	at Buccaneers	P	2	4	2.0	4	0	0	0	0.0	0	0	L	9-31
2020 TOTALS		3-1	8	66	8.3	42	1	2	54	27.0	50	0	2-1	

2021 GAME-BY-GAME POSTSEASON STATISTICS (CHIEFS)

DATE	OPPONENT	P/S	RECEIVING					RUSHING					W/L	SCORE
			NO.	YDS.	AVG.	LG	TD	NO.	YDS.	AVG.	LG	TD		
01/16	Steelers	S	4	43	10.8	41	0	2	6	3.0	6	0	W	42-21
01/23	Bills	P	1	26	26.0	26	0	2	31	15.5	25t	1	W	42-36+
01/30	Bengals	P	3	52	17.3	44	1	2	18	9.0	9	0	L	24-27+
2021 TOTALS		3-1	8	121	15.1	44	1	6	55	9.2	25T	1	2-1	

+ - Overtime

2019 GAME-BY-GAME REGULAR-SEASON STATISTICS (CHIEFS)

DATE	OPPONENT	P/S	KICKOFF RETURNS					PUNT RETURNS					W/L	SCORE	
			RET	YDS	AVG	LG	TD	NO	FC	YDS	AVG	LG			TD
09/08	at Jaguars	P	2	45	22.5	27	0	0	1	0	0.0	0	0	W	40-26
09/15	at Raiders	S	1	18	18.0	18	0	1	0	20	20.0	20	0	W	28-10
09/22	Ravens	P	0	0	0.0	0	0	0	0	0	0.0	0	0	W	33-28
09/29	at Lions	S	1	29	29.0	29	0	0	0	0	0.0	0	0	W	34-30
10/06	Colts	P	1	22	22.0	22	0	0	0	0	0.0	0	0	L	13-19
10/13	Texans	P	2	41	20.5	22	0	0	0	0	0.0	0	0	L	24-31
10/17	at Broncos	S	0	0	0.0	0	0	1	0	36	36.0	36	0	W	30-6
10/27	Packers	P	3	68	22.7	26	0	1	0	18	18.0	18	0	L	24-31
11/03	Vikings	S	4	101	25.3	34	0	2	1	17	8.5	15	0	W	26-23
11/10	at Titans	P	4	90	22.5	30	0	1	2	5	5.0	5	0	L	32-35
11/18	at Chargers	P	0	0	0.0	0	0	2	0	22	11.0	15	0	W	24-17
12/01	Raiders	P	1	23	23.0	23	0	0	1	0	0.0	0	0	W	40-9
12/08	at Patriots	P	3	73	24.3	31	0	3	0	20	6.7	9	0	W	23-16
12/15	Broncos	P	1	20	20.0	20	0	2	1	-2	-1.0	0	0	W	23-3
12/22	at Bears	P	2	57	28.5	32	0	2	0	10	5.0	9	0	W	26-3
12/29	Chargers	S	2	117	58.5	104t	1	3	0	21	7.0	15	0	W	31-21
2019 TOTALS		16-5	27	704	26.1	104T	1	18	6	167	9.3	36	0	12-4	





DARIUS HARRIS



LINEBACKER #47
MIDDLE TENNESSEE STATE

3RD YEAR IN THE NFL

3RD YEAR WITH THE CHIEFS

HEIGHT: 6'2"
WEIGHT: 232 LBS
DRAFTED: CFA-19
BIRTHDAY: 1/17/96

👁️ Third-year linebacker enters his third NFL season with the Chiefs in 2022.

👁️ Originally entered the NFL as an undrafted free agent with the Chiefs in 2019.

Transactions:

Signed the Future/Reserve with Kansas City (2/2/22) ... Signed to Kansas City's practice squad (12/29/21) ... Released by Kansas City (12/21/21) ... Reverted back to Kansas City's practice squad (12/17/21) ... Elevated to Kansas City's active roster from the

practice squad as a COVID-19 replacement (12/16/21) ... Reverted back to Kansas City's practice squad (11/2/21) ... Elevated to Kansas City's active roster from the practice squad (11/1/21) ... Reverted back to Kansas City's practice squad (10/25/21) ... Elevated to Kansas City's active roster from the practice squad (10/23/21) ... Signed to Kansas City's practice squad (10/12/21) ... Released by Kansas City (10/9/21) ... Signed to Kansas City's active roster from the practice squad (9/30/20) ... Signed to Kansas City's practice squad (9/6/20) ... Released by Kansas City (9/5/20) ... Originally entered the NFL as an undrafted free agent with Kansas City in 2019.

COLLEGE

Appeared in 53 games (31 starts) at Middle Tennessee State, recording 278 tackles (164 solo), 11.5 sacks (-102 yards), 13 passes defended, four forced fumbles, three fumble recoveries and one interception ... Earned First Team All-C-USA honors as a senior ... In 2018, ranked second on the team with a career-best 96 tackles, including 11.0 tackles for loss, 5.0 sacks, five quarterback pressures and four pass breakups (also all career bests) ... Named to the C-USA All-Freshman Team ... Took a reshirt year in 2014.

PERSONAL

- 👁️ Played quarterback and defensive back for Horn Lake (Miss.) High School.
- 👁️ During his senior season, played just the first five games of 2013 before being sidelined with an injury finishing the year with nine rushes for 47 yards, five receptions for 77 yards and added 19 tackles, 1.0 sack and one interception on defense.
- 👁️ As a junior he tallied 50 tackles, two interceptions, two fumble recoveries, rushed for 480 yards and had 21 catches for 158 yards.
- 👁️ Played goalie for the soccer team as a sophomore.
- 👁️ Hometown: Horn Lake, Miss.

DARIUS HARRIS' NFL REGULAR SEASON DEFENSIVE STATISTICS

DATE	TEAM	GP	GS	TACKLES							INTERCEPTIONS					O. FUMB			ST			MISC					
				TK	S	A	TFL	YDS	SK	YDS	QBH	NO	YDS	LG	TD	PD	FF	FR	TD	YDS	TK	S	A	FF	FR	S	A
2019	Chiefs	0	0	0	0	0	0	0	0	0.0	0.0	0	0	0	0	0	0	0	0	0	0	0	0	0	0	0	0
2020	Chiefs	4	2	14	11	3	0	0	0.0	0.0	0	0	0	0	0	1	0	1	0	15	0	0	0	0	0	0	0
2021	Chiefs	7	0	0	0	0	0	0	0.0	0.0	0	0	0	0	0	0	0	0	0	0	1	1	0	0	0	0	0
NFL TOTALS		11	2	14	11	3	0	0	0.0	0.0	0	0	0	0	0	1	0	1	0	15	1	1	0	0	0	0	0

DARIUS HARRIS' NFL POSTSEASON DEFENSIVE STATISTICS

DATE	TEAM	GP	GS	TACKLES							INTERCEPTIONS					O. FUMB			ST			MISC					
				TK	S	A	TFL	YDS	SK	YDS	QBH	NO	YDS	LG	TD	PD	FF	FR	TD	YDS	TK	S	A	FF	FR	S	A
2019	Chiefs	0	0	0	0	0	0	0	0	0.0	0.0	0	0	0	0	0	0	0	0	0	0	0	0	0	0	0	0
2020	Chiefs	3	0	0	0	0	0	0	0	0.0	0.0	0	0	0	0	0	0	0	0	0	0	0	0	0	0	0	0
2021	Chiefs	0	0	0	0	0	0	0	0	0.0	0.0	0	0	0	0	0	0	0	0	0	0	0	0	0	0	0	0
NFL TOTALS		3	0	0	0	0	0	0	0	0.0	0.0	0	0	0	0	0	0	0	0	0	0	0	0	0	0	0	0



SINGLE-GAME HIGHS: DEFENSIVE

Total Tackles 10 vs. L.A. Chargers, Jan 03, 2021
4 vs. Atlanta, Dec 27, 2020
Solo Tackles 7 vs. L.A. Chargers, Jan 03, 2021
4 vs. Atlanta, Dec 27, 2020
Passes Defensed 1 vs. L.A. Chargers, Jan 03, 2021

Fumble Recoveries 1 vs. Atlanta, Dec 27, 2020
Special Teams Tackles 1 vs. N.Y. Giants, Nov 01, 2021
Longest Opponent's Fumble Return 15 vs. Atlanta, Dec 27, 2020

2019 GAME-BY-GAME REGULAR-SEASON STATISTICS (CHIEFS)

Table with columns: DATE, OPPONENT, P/S, TACKLES (TK S A SK YDS TFL YDS QBH), INTERCEPTIONS (NO YDS LG TD PD), O. FUMB (FF FR TD YDS), ST (TK S A FF FR), MISC (S A), W/L, SCORE. Rows include games from 09/08 to 12/29 and 2019 TOTALS.

2020 GAME-BY-GAME REGULAR-SEASON STATISTICS (CHIEFS)

Table with columns: DATE, OPPONENT, P/S, TACKLES (TK S A SK YDS TFL YDS QBH), INTERCEPTIONS (NO YDS LG TD PD), O. FUMB (FF FR TD YDS), ST (TK S A FF FR), MISC (S A), W/L, SCORE. Rows include games from 09/10 to 01/03 and 2020 TOTALS.

+ - Overtime

2021 GAME-BY-GAME REGULAR-SEASON STATISTICS (CHIEFS)

Table with columns: DATE, OPPONENT, P/S, TACKLES (TK S A SK YDS TFL YDS QBH), INTERCEPTIONS (NO YDS LG TD PD), O. FUMB (FF FR TD YDS), ST (TK S A FF FR), MISC (S A), W/L, SCORE. Rows include games from 09/12 to 01/08 and 2021 TOTALS.

+ - Overtime



2019 GAME-BY-GAME POSTSEASON STATISTICS (CHIEFS)

DATE	OPPONENT	P/S	TACKLES							INTERCEPTIONS					O. FUMB				ST				MISC		W/L	SCORE		
			TK	S	A	SK	YDS	TFL	YDS	QBH	NO	YDS	LG	TD	PD	FF	FR	TD	YDS	TK	S	A	FF	FR			S	A
01/12	Texans									RESERVE/NON-FOOTBALL INJURY																	W	51-31
01/19	Titans									RESERVE/NON-FOOTBALL INJURY																	W	35-24
02/02	49ers									RESERVE/NON-FOOTBALL INJURY																	W	31-20
2019 TOTALS			0	0	0	0.0	0.0	0	0	0	0	0	0	0	0	0	0	0	0	0	0	0	0	0	0	0	3-0	

2020 GAME-BY-GAME POSTSEASON STATISTICS (CHIEFS)

DATE	OPPONENT	P/S	TACKLES							INTERCEPTIONS					O. FUMB				ST				MISC		W/L	SCORE			
			TK	S	A	SK	YDS	TFL	YDS	QBH	NO	YDS	LG	TD	PD	FF	FR	TD	YDS	TK	S	A	FF	FR			S	A	
01/17	Browns	P	0	0	0	0.0	0.0	0	0	0	0	0	0	0	0	0	0	0	0	0	0	0	0	0	0	0	W	22-17	
01/24	Bills	P	0	0	0	0.0	0.0	0	0	0	0	0	0	0	0	0	0	0	0	0	0	0	0	0	0	0	W	38-24	
02/07	at Buccaneers	P	0	0	0	0.0	0.0	0	0	0	0	0	0	0	0	0	0	0	0	0	0	0	0	0	0	0	L	9-31	
2020 TOTALS			3-0	0	0	0	0.0	0.0	0	0	0	0	0	0	0	0	0	0	0	0	0	0	0	0	0	0	0	2-1	

2021 GAME-BY-GAME POSTSEASON STATISTICS (CHIEFS)

DATE	OPPONENT	P/S	TACKLES							INTERCEPTIONS					O. FUMB				ST				MISC		W/L	SCORE		
			TK	S	A	SK	YDS	TFL	YDS	QBH	NO	YDS	LG	TD	PD	FF	FR	TD	YDS	TK	S	A	FF	FR			S	A
01/16	Steelers									PRACTICE SQUAD																	W	42-21
01/23	Bills									PRACTICE SQUAD																	W	42-36+
01/30	Bengals									PRACTICE SQUAD																	L	24-27+
2021 TOTALS			0	0	0	0.0	0.0	0	0	0	0	0	0	0	0	0	0	0	0	0	0	0	0	0	0	0	2-1	

+ - Overtime





CHAD HENNE



QUARTERBACK #4
MICHIGAN

15TH YEAR IN THE NFL

5TH YEAR WITH THE CHIEFS

HEIGHT: 6'3"
WEIGHT: 230 LBS
DRAFTED: UFA-18
BIRTHDAY: 2/7/85

- 👁️ 15th-year quarterback enters his fifth season with the Chiefs in 2022.
- 👁️ Originally entered the NFL as a second-round pick (57th overall) by the Miami Dolphins in the 2008 NFL Draft.

Transactions:

Re-signed by Kansas City (3/16/22) ... Re-signed by Kansas City (3/19/20) ... Signed by Kansas City (3/16/18) ... Re-signed by the Jaguars (3/10/14) ... Signed by the Jaguars (3/15/12) ... Signed by the Dolphins (7/27/08) ... Originally entered the NFL as a second-round pick (57th overall) by the Miami Dolphins in the 2008 NFL Draft.

COLLEGE

Four-year starter at the University of Michigan (2004-07) compiling a 33-14 record as a starter ... Completed 828 of 1,387 passes (59.7%) for 9,715 yards with 87 touchdowns and 37 interceptions during his collegiate career ... Tossed at least one touchdown pass in 42 of his 47 career games and threw for at least 200 yards in 26 starts ... Graduated with school records for career completions, attempts, passing yards and touchdown passes ... Ranked second to Purdue's Drew Brees in career TD passes in Big Ten Conference history ... Named first-team All-Big Ten by the conference's coaches as a senior ... Earned the Capital One Bowl Most Valuable Player Award after throwing for a school bowl-record 373 passing yards against Florida, completing 25-of-39 passes and three touchdowns against the Gators ... Became the first true freshman quarterback in Big Ten history to lead his team to the conference title ... Was a consensus first-team Freshman All-American.

PERSONAL

- 👁️ Attended Wilson High School where he set the Pennsylvania District III all-time passing and touchdown records with 7,071 yards and 74 touchdowns.
- 👁️ Completed 147-of-249 passes for 1,743 yards and 19 scores his senior season, when he also rushed for 450 yards and five scores.
- 👁️ Also competed in track and was timed at 11.2 in the 100-meters and threw the javelin a career-best 195.5 feet.
- 👁️ Was a two-year starter on the basketball team.
- 👁️ Earned a degree in general studies at Michigan.
- 👁️ Hometown: West Lawn, Pa.

CHAD HENNE'S NFL REGULAR SEASON PASSING STATISTICS

DATE	TEAM	GP	GS	ATT.	CMP.	PCT.	YDS	AVG.	TD	INT.	LG	SK	LST	RATE
2008	Dolphins	3	0	12	7	58.3	67	5.6	0	0	19	0	0	74.0
2009	Dolphins	14	13	451	274	60.8	2,878	6.4	12	14	67	26	176	75.2
2010	Dolphins	15	14	490	301	61.4	3,301	6.7	15	19	57t	30	178	75.4
2011	Dolphins	4	4	112	64	57.1	868	7.8	4	4	41	11	67	79.0
2012	Jaguars	10	6	308	166	53.9	2,084	6.8	11	11	81t	28	169	72.2
2013	Jaguars	15	13	503	305	60.6	3,241	6.4	13	14	62t	38	243	76.5
2014	Jaguars	3	3	78	42	53.8	492	6.3	3	1	63t	16	105	80.7
2015	Jaguars	0	0	0	0	0.0	0	0.0	0	0	0	0	0	0.0
2016	Jaguars	1	0	0	0	0.0	0	0.0	0	0	0	0	0	0.0
2017	Jaguars	2	0	2	0	0.0	0	0.0	0	0	0	0	0	39.6
2018	Chiefs	1	0	3	2	66.7	29	9.7	0	0	22	0	0	97.9
2019	Chiefs	0	0	0	0	0.0	0	0.0	0	0	0	0	0	0.0
2020	Chiefs	3	1	38	28	73.7	248	6.5	2	0	37	2	4	108.2
2021	Chiefs	4	0	16	11	68.8	82	5.1	0	0	17	0	0	80.7
TOTALS		75	54	2,013	1,200	59.6	13,290	6.6	60	63	81T	151	942	76.2



CHAD HENNE'S NFL POSTSEASON PASSING STATISTICS

DATE	TEAM	GP	GS	ATT.	CMP.	PCT.	YDS	AVG.	TD	INT.	LG	SK	LST	RATE
2008	Dolphins	0	0	0	0	0.0	0	0.0	0	0	0	0	0	0.0
2017	Jaguars	0	0	0	0	0.0	0	0.0	0	0	0	0	0	0.0
2018	Chiefs	0	0	0	0	0.0	0	0.0	0	0	0	0	0	0.0
2019	Chiefs	0	0	0	0	0.0	0	0.0	0	0	0	0	0	0.0
2020	Chiefs	1	0	8	6	75.0	66	8.3	0	1	24	1	6	59.4
2021	Chiefs	0	0	0	0	0.0	0	0.0	0	0	0	0	0	0.0
TOTALS		1	0	8	6	75.0	66	8.3	0	1	24	1	6	59.4

CHAD HENNE'S NFL REGULAR SEASON RUSHING STATISTICS

DATE	TEAM	NO.	YDS.	AVG.	LG	TD
2008	Dolphins	0	0	0.0	0	0
2009	Dolphins	16	32	2.0	12	1
2010	Dolphins	35	52	1.5	10	0
2011	Dolphins	15	112	7.5	20	1
2012	Jaguars	19	64	3.4	15	1
2013	Jaguars	27	77	2.9	14	0
2014	Jaguars	4	25	6.3	12	0
2015	Jaguars	0	0	0.0	0	0
2016	Jaguars	1	-2	-2.0	0	0
2017	Jaguars	5	-5	-1.0	0	0
2018	Chiefs	1	3	3.0	3	0
2019	Chiefs	0	0	0.0	0	0
2020	Chiefs	7	-2	-0.3	1t	1
2021	Chiefs	8	0	0.0	4	0
TOTALS		138	356	2.6	20	4

CHAD HENNE'S NFL POSTSEASON RUSHING STATISTICS

DATE	TEAM	NO.	YDS.	AVG.	LG	TD
2008	Dolphins	0	0	0.0	0	0
2017	Jaguars	0	0	0.0	0	0
2018	Chiefs	0	0	0.0	0	0
2019	Chiefs	0	0	0.0	0	0
2020	Chiefs	2	12	6.0	13	0
2021	Chiefs	0	0	0.0	0	0
TOTALS		2	12	6.0	13	0



SINGLE-GAME HIGHS: QUARTERBACK

Pass Attempts	55 vs. Houston, Dec 27, 2009 52 vs. New England, Dec 06, 2009 51 at Indianapolis, Dec 29, 2013 51 vs. New England, Dec 23, 2012 49 vs. New England, Sep 12, 2011	Passer Rating	130.4 vs. N.Y. Jets, Oct 12, 2009 126.8 at Houston, Nov 18, 2012 111.2 vs. L.A. Chargers, Jan 03, 2021 108.0 vs. Tennessee, Nov 25, 2012 106.0 at Minnesota, Sep 19, 2010
Pass Completions	35 vs. Houston, Dec 27, 2009 33 vs. Buffalo, Dec 19, 2010 30 at Indianapolis, Dec 29, 2013 30 vs. New England, Sep 12, 2011 29 vs. San Francisco, Oct 27, 2013 ...4 more at 29.	Rush Attempts	7 vs. New England, Sep 12, 2011 6 at Baltimore, Nov 07, 2010 5 vs. Detroit, Dec 26, 2010 5 vs. Cleveland, Dec 05, 2010 4 at Denver, Oct 25, 2020 ...6 more at 4.
Yards Passing	416 vs. New England, Sep 12, 2011 363 vs. N.Y. Jets, Sep 26, 2010 354 at Houston, Nov 18, 2012 349 at Tennessee, Dec 20, 2009 348 vs. New England, Dec 23, 2012	Rushing Yards	59 vs. New England, Sep 12, 2011 33 vs. Houston, Dec 05, 2013 26 at Cleveland, Sep 25, 2011 26 vs. Houston, Sep 18, 2011 22 vs. Buffalo, Dec 15, 2013 ...1 more at 22.
TD Passes	4 at Houston, Nov 18, 2012 2 vs. L.A. Chargers, Jan 03, 2021 2 at Philadelphia, Sep 07, 2014 2 vs. Tennessee, Dec 22, 2013 ...12 more at 2.	Rushing Average	8.4 vs. New England, Sep 12, 2011
Long Passes	81t at Houston, Nov 18, 2012 67t at Houston, Nov 18, 2012 67 vs. New Orleans, Oct 25, 2009 63t at Washington, Sep 14, 2014 63 at Houston, Nov 18, 2012	Longest Runs	20 vs. Houston, Sep 18, 2011 19 vs. New England, Sep 12, 2011 15 vs. New England, Dec 23, 2012 14 vs. Houston, Dec 05, 2013 12 at Washington, Sep 14, 2014 ...1 more at 12.
Completion Percentage	80.0 vs. Pittsburgh, Jan 03, 2010 76.9 vs. N.Y. Jets, Oct 12, 2009 73.7 vs. New England, Oct 04, 2010 73.3 vs. Buffalo, Dec 19, 2010 72.4 at Jacksonville, Dec 13, 2009	Rushing TDs	1 at Denver, Oct 25, 2020 1 at Buffalo, Dec 02, 2012 1 vs. New England, Sep 12, 2011 ...1 more at 1.

SINGLE-GAME HIGHS - POSTSEASON: QUARTERBACK

Pass Attempts	8 vs. Cleveland, Jan 17, 2021	Rush Attempts	2 vs. Cleveland, Jan 17, 2021
Pass Completions	6 vs. Cleveland, Jan 17, 2021	Rushing Yards	12 vs. Cleveland, Jan 17, 2021
Yards Passing	66 vs. Cleveland, Jan 17, 2021	Longest Runs	13 vs. Cleveland, Jan 17, 2021
Long Passes	24 vs. Cleveland, Jan 17, 2021 23 vs. Cleveland, Jan 17, 2021 19 vs. Cleveland, Jan 17, 2021 9 vs. Cleveland, Jan 17, 2021 5 vs. Cleveland, Jan 17, 2021 ...3 more at 5.		

2008 GAME-BY-GAME REGULAR-SEASON STATISTICS (DOLPHINS)

DATE	OPPONENT	P/S	PASSING											RUSHING				W/L	SCORE		
			ATT	CMP	YDS	PCT	Y/A	Y/C	TD	INT	LG	SK/YD	RATE	ATT	YDS	LG	TD				
09/07	Jets																			L	14-20
09/14	at Cardinals	P	12	7	67	58.3	5.6	9.6	0	0	19	0/0	74.0	0	0	0	0			L	10-31
09/21	at Patriots	P	0	0	0	0.0	0.0	0.0	0	0	0	0/0	0.0	0	0	0	0			W	38-13
10/05	Chargers																			W	17-10
10/12	at Texans																			L	28-29
10/19	Ravens																			L	13-27
10/26	Bills																			W	25-16
11/02	at Broncos																			W	26-17
11/09	Seahawks																			W	21-19
11/16	Raiders																			W	17-15
11/23	Patriots	P	0	0	0	0.0	0.0	0.0	0	0	0	0/0	0.0	0	0	0	0			L	28-48
11/30	at Rams																			W	16-12
12/07	at Bills																			W	16-3
12/14	49ers																			W	14-9
12/21	at Chiefs																			W	38-31
12/28	at Jets																			W	24-17
2008 TOTALS		3-0	12	7	67	58.3	5.6	9.6	0	0	19	0/0	74.0	0	0	0	0	0	11-5		



2015 GAME-BY-GAME REGULAR-SEASON STATISTICS (JAGUARS)

DATE	OPPONENT	P/S	PASSING											RUSHING				W/L	SCORE	
			ATT	CMP	YDS	PCT	Y/A	Y/C	TD	INT	LG	SK/YD	RATE	ATT	YDS	LG	TD			
09/13	Panthers																		L	9-20
09/20	Dolphins																		W	23-20
09/27	at Patriots																		L	17-51
10/04	at Colts																		L	13-16+
10/11	at Buccaneers																		L	31-38
10/18	Texans																		L	20-31
10/25	Bills																		W	34-31
11/08	at Jets																		L	23-28
11/15	at Ravens																		W	22-20
11/19	Titans																		W	19-13
11/29	Chargers																		L	25-31
12/06	at Titans																		L	39-42
12/13	Colts																		W	51-16
12/20	Falcons																		L	17-23
12/27	at Saints																		L	27-38
01/03	at Texans																		L	6-30
2015 TOTALS		0-0	0	0	0	0.0	0.0	0.0	0	0	0	0/0	0.0	0	0	0	0	0	5-11	

+ - Overtime

2016 GAME-BY-GAME REGULAR-SEASON STATISTICS (JAGUARS)

DATE	OPPONENT	P/S	PASSING											RUSHING				W/L	SCORE	
			ATT	CMP	YDS	PCT	Y/A	Y/C	TD	INT	LG	SK/YD	RATE	ATT	YDS	LG	TD			
09/11	Packers																		L	23-27
09/18	at Chargers																		L	14-38
09/25	Ravens																		L	17-19
10/02	Colts																		W	30-27
10/16	at Bears																		W	17-16
10/23	Raiders																		L	16-33
10/27	at Titans																		L	22-36
11/06	at Chiefs																		L	14-19
11/13	Texans																		L	21-24
11/20	at Lions	P	0	0	0	0.0	0.0	0.0	0	0	0	0/0	0.0	1	-2	-2	0		L	19-26
11/27	at Bills																		L	21-28
12/04	Broncos																		L	10-20
12/11	Vikings																		L	16-25
12/18	at Texans																		L	20-21
12/24	Titans																		W	38-17
01/01	at Colts																		L	20-24
2016 TOTALS		1-0	0	0	0	0.0	0.0	0.0	0	0	0	0/0	0.0	1	-2	-2	0	3-13		

2017 GAME-BY-GAME REGULAR-SEASON STATISTICS (JAGUARS)

DATE	OPPONENT	P/S	PASSING											RUSHING				W/L	SCORE	
			ATT	CMP	YDS	PCT	Y/A	Y/C	TD	INT	LG	SK/YD	RATE	ATT	YDS	LG	TD			
09/10	at Texans																		W	29-7
09/17	Titans																		L	16-37
09/24	Ravens	P	2	0	0	0.0	0.0	0.0	0	0	0	0/0	39.6	3	-3	-1	0		W	44-7
10/01	at Jets																		L	20-23+
10/08	at Steelers																		W	30-9
10/15	Rams																		L	17-27
10/22	at Colts																		W	27-0
11/05	Bengals																		W	23-7
11/12	Chargers																		W	20-17+
11/19	at Browns																		W	19-7
11/26	at Cardinals																		L	24-27
12/03	Colts																		W	30-10
12/10	Seahawks																		W	30-24
12/17	Texans	P	0	0	0	0.0	0.0	0.0	0	0	0	0/0	0.0	2	-2	-1	0		W	45-7
12/24	at 49ers																		L	33-44
12/31	at Titans																		L	10-15
2017 TOTALS		2-0	2	0	0	0.0	0.0	0.0	0	0	0	0/0	39.6	5	-5	-1	0	10-6		

+ - Overtime



2018 GAME-BY-GAME REGULAR-SEASON STATISTICS (CHIEFS)

DATE	OPPONENT	P/S	PASSING											RUSHING				W/L	SCORE		
			ATT	CMP	YDS	PCT	Y/A	Y/C	TD	INT	LG	SK/YD	RATE	ATT	YDS	LG	TD				
09/09	at Chargers																			W	38-28
09/16	at Steelers																			W	42-37
09/23	49ers																			W	38-27
10/01	at Broncos																			W	27-23
10/07	Jaguars																			W	30-14
10/14	at Patriots																			L	40-43
10/21	Bengals																			W	45-10
10/28	Broncos																			W	30-23
11/04	at Browns																			W	37-21
11/11	Cardinals																			W	26-14
11/19	at Rams																			L	51-54
12/02	at Raiders																			W	40-33
12/09	Ravens																			W	27-24+
12/13	Chargers																			L	28-29
12/23	at Seahawks																			L	31-38
12/30	Raiders	P	3	2	29	66.7	9.7	14.5	0	0	22	0/0	97.9	1	3	3	0			W	35-3
2018 TOTALS		1-0	3	2	29	66.7	9.7	14.5	0	0	22	0/0	97.9	1	3	3	0			12-4	

+ - Overtime

2019 GAME-BY-GAME REGULAR-SEASON STATISTICS (CHIEFS)

DATE	OPPONENT	P/S	PASSING											RUSHING				W/L	SCORE		
			ATT	CMP	YDS	PCT	Y/A	Y/C	TD	INT	LG	SK/YD	RATE	ATT	YDS	LG	TD				
09/08	at Jaguars																			W	40-26
09/15	at Raiders																			W	28-10
09/22	Ravens																			W	33-28
09/29	at Lions																			W	34-30
10/06	Colts																			L	13-19
10/13	Texans																			L	24-31
10/17	at Broncos																			W	30-6
10/27	Packers																			L	24-31
11/03	Vikings																			W	26-23
11/10	at Titans																			L	32-35
11/18	at Chargers																			W	24-17
12/01	Raiders																			W	40-9
12/08	at Patriots																			W	23-16
12/15	Broncos																			W	23-3
12/22	at Bears																			W	26-3
12/29	Chargers																			W	31-21
2019 TOTALS		0-0	0	0	0	0.0	0.0	0.0	0	0	0	0/0	0.0	0	0	0	0			12-4	

2020 GAME-BY-GAME REGULAR-SEASON STATISTICS (CHIEFS)

DATE	OPPONENT	P/S	PASSING											RUSHING				W/L	SCORE		
			ATT	CMP	YDS	PCT	Y/A	Y/C	TD	INT	LG	SK/YD	RATE	ATT	YDS	LG	TD				
09/10	Texans																			W	34-20
09/20	at Chargers																			W	23-20+
09/28	at Ravens																			W	34-20
10/05	Patriots																			W	26-10
10/11	Raiders																			L	32-40
10/19	at Bills																			W	26-17
10/25	at Broncos	P	2	2	13	100.0	6.5	6.5	0	0	11	1/3	93.8	4	-2	1t	1			W	43-16
11/01	Jets	P	4	3	17	75.0	4.3	5.7	0	0	10	0/0	82.3	1	0	0	0			W	35-9
11/08	Panthers																			W	33-31
11/22	at Raiders																			W	35-31
11/29	at Buccaneers																			W	27-24
12/06	Broncos																			W	22-16
12/13	at Dolphins																			W	33-27
12/20	at Saints																			W	32-29
12/27	Falcons																			W	17-14
01/03	Chargers	S	32	23	218	71.9	6.8	9.5	2	0	37	1/1	111.2	2	0	0	0			L	21-38
2020 TOTALS		3-1	38	28	248	73.7	6.5	8.9	2	0	37	2/4	108.2	7	-2	1T	1			14-2	

+ - Overtime



2021 GAME-BY-GAME REGULAR-SEASON STATISTICS (CHIEFS)

DATE	OPPONENT	P/S	PASSING											RUSHING				W/L	SCORE	
			ATT	CMP	YDS	PCT	Y/A	Y/C	TD	INT	LG	SK/YD	RATE	ATT	YDS	LG	TD			
09/12	Browns																		W	33-29
09/19	at Ravens																		L	35-36
09/26	Chargers																		L	24-30
10/03	at Eagles																		W	42-30
10/10	Bills																		L	20-38
10/17	at Football Team																		W	31-13
10/24	at Titans	P	16	11	82	68.8	5.1	7.5	0	0	17	0/0	80.7	1	4	4	0		L	3-27
11/01	Giants																		W	20-17
11/07	Packers																		W	13-7
11/14	at Raiders	P	0	0	0	0.0	0.0	0.0	0	0	0	0/0	0.0	2	-2	-1	0		W	41-14
11/21	Cowboys																		W	19-9
12/05	Broncos																		W	22-9
12/12	Raiders	P	0	0	0	0.0	0.0	0.0	0	0	0	0/0	0.0	3	-2	0	0		W	48-9
12/16	at Chargers																		W	34-28+
12/26	Steelers	P	0	0	0	0.0	0.0	0.0	0	0	0	0/0	0.0	2	0	0	0		W	36-10
01/02	at Bengals																		L	31-34
01/08	at Broncos																		W	28-24
2021 TOTALS		4-0	16	11	82	68.8	5.1	7.5	0	0	17	0/0	80.7	8	0	4	0		12-5	

+ - Overtime

2008 GAME-BY-GAME POSTSEASON STATISTICS (DOLPHINS)

DATE	OPPONENT	P/S	PASSING											RUSHING				W/L	SCORE		
			ATT	CMP	YDS	PCT	Y/A	Y/C	TD	INT	LG	SK/YD	RATE	ATT	YDS	LG	TD				
01/04	Ravens																			L	9-27
2008 TOTALS		0-0	0	0	0	0.0	0.0	0.0	0	0	0	0/0	0.0	0	0	0	0	0		0-1	

2017 GAME-BY-GAME POSTSEASON STATISTICS (JAGUARS)

DATE	OPPONENT	P/S	PASSING											RUSHING				W/L	SCORE		
			ATT	CMP	YDS	PCT	Y/A	Y/C	TD	INT	LG	SK/YD	RATE	ATT	YDS	LG	TD				
01/07	Bills																			W	10-3
01/14	at Steelers																			W	45-42
01/21	at Patriots																			L	20-24
2017 TOTALS		0-0	0	0	0	0.0	0.0	0.0	0	0	0	0/0	0.0	0	0	0	0	0		2-1	

2018 GAME-BY-GAME POSTSEASON STATISTICS (CHIEFS)

DATE	OPPONENT	P/S	PASSING											RUSHING				W/L	SCORE		
			ATT	CMP	YDS	PCT	Y/A	Y/C	TD	INT	LG	SK/YD	RATE	ATT	YDS	LG	TD				
01/12	Colts																			W	31-13
01/20	Patriots																			L	31-37+
2018 TOTALS		0-0	0	0	0	0.0	0.0	0.0	0	0	0	0/0	0.0	0	0	0	0	0		1-1	

+ - Overtime

2019 GAME-BY-GAME POSTSEASON STATISTICS (CHIEFS)

DATE	OPPONENT	P/S	PASSING											RUSHING				W/L	SCORE		
			ATT	CMP	YDS	PCT	Y/A	Y/C	TD	INT	LG	SK/YD	RATE	ATT	YDS	LG	TD				
01/12	Texans																			W	51-31
01/19	Titans																			W	35-24
02/02	49ers																			W	31-20
2019 TOTALS		0-0	0	0	0	0.0	0.0	0.0	0	0	0	0/0	0.0	0	0	0	0	0		3-0	

2020 GAME-BY-GAME POSTSEASON STATISTICS (CHIEFS)

DATE	OPPONENT	P/S	PASSING											RUSHING				W/L	SCORE		
			ATT	CMP	YDS	PCT	Y/A	Y/C	TD	INT	LG	SK/YD	RATE	ATT	YDS	LG	TD				
01/17	Browns	P	8	6	66	75.0	8.3	11.0	0	1	24	1/6	59.4	2	12	13	0		W	22-17	
01/24	Bills																			W	38-24
02/07	at Buccaneers																			L	9-31
2020 TOTALS		1-0	8	6	66	75.0	8.3	11.0	0	1	24	1/6	59.4	2	12	13	0		2-1		

2021 GAME-BY-GAME POSTSEASON STATISTICS (CHIEFS)

DATE	OPPONENT	P/S	PASSING											RUSHING				W/L	SCORE		
			ATT	CMP	YDS	PCT	Y/A	Y/C	TD	INT	LG	SK/YD	RATE	ATT	YDS	LG	TD				
01/16	Steelers																			W	42-21
01/23	Bills																			W	42-36+
01/30	Bengals																			L	24-27+
2021 TOTALS		0-0	0	0	0	0.0	0.0	0.0	0	0	0	0/0	0.0	0	0	0	0	0		2-1	

+ - Overtime





MALIK HERRING

DEFENSIVE END #94
GEORGIA



2ND YEAR IN THE NFL

2ND YEAR WITH THE CHIEFS

HEIGHT: 6'3"
WEIGHT: 275 LBS
DRAFTED: CFA-21
BIRTHDAY: 11/9/97

- 👁️ First-year defensive end enters his first season with the Chiefs in 2022.
- 👁️ Originally entered the NFL as an undrafted free agent with the Chiefs in 2021.

Transactions:

Originally entered the NFL as an undrafted free agent with Kansas City in 2021.

COLLEGE

Appeared in 52 games (17 starts) totaling 76 tackles (38 solo), 13.0 tackles for loss, 4.0 sacks, four passed defense and one forced fumble ... In 2020, started at end in eight of 10 games finishing with 20 tackles and 24 total QB pressures on the season, second best among all defenders ... In 2019, played in 12-of-14 games, starting in nine finishing with 26 total stops and 18 QB pressures, third-best among all defenders.

PERSONAL

- 👁️ Attended Mary Persons High School.
- 👁️ Selected to the Atlanta Journal-Constitution 2016 Georgia's Supper 11 team and Class 4A All-State team.
- 👁️ Georgia Sports Writers Association Class AAAA All-State team.
- 👁️ Aided the Mary Persons Bulldogs to the semifinals of the 2016 GHSA Class AAAA playoffs.
- 👁️ Touchdown Club of Atlanta Metro Atlanta All-Star Team.
- 👁️ Appeared in 13 games his senior year, totaling 81 total tackles, 27 TFL, 9.0 sacks and caused two fumbles.
- 👁️ Also added two touchdowns on three receptions his senior year.
- 👁️ Hometown: Forsyth, Ga.

MALIK HERRING'S NFL REGULAR SEASON DEFENSIVE STATISTICS

DATE	TEAM	GP	GS	TACKLES							INTERCEPTIONS					O. FUMB				ST				MISC			
				TK	S	A	TFL	YDS	SK	YDS	QBH	NO	YDS	LG	TD	PD	FF	FR	TD	YDS	TK	S	A	FF	FR	S	A
2021	Chiefs	0	0	0	0	0	0	0	0	0.0	0.0	0	0	0	0	0	0	0	0	0	0	0	0	0	0	0	0
NFL TOTALS		0	0	0	0	0	0	0	0	0.0	0.0	0	0	0	0	0	0	0	0	0	0	0	0	0	0	0	0

MALIK HERRING'S NFL POSTSEASON DEFENSIVE STATISTICS

DATE	TEAM	GP	GS	TACKLES							INTERCEPTIONS					O. FUMB				ST				MISC			
				TK	S	A	TFL	YDS	SK	YDS	QBH	NO	YDS	LG	TD	PD	FF	FR	TD	YDS	TK	S	A	FF	FR	S	A
2021	Chiefs	0	0	0	0	0	0	0	0	0.0	0.0	0	0	0	0	0	0	0	0	0	0	0	0	0	0	0	0
NFL TOTALS		0	0	0	0	0	0	0	0	0.0	0.0	0	0	0	0	0	0	0	0	0	0	0	0	0	0	0	0



2021 GAME-BY-GAME REGULAR-SEASON STATISTICS (CHIEFS)

DATE	OPPONENT	P/S	TACKLES						INTERCEPTIONS					O. FUMB				ST				MISC		W/L	SCORE		
			TK	S	A	SK	YDS	TFL	YDS	QBH	NO	YDS	LG	TD	PD	FF	FR	TD	YDS	TK	S	A	FF			FR	S
09/12	Browns																									W	33-29
09/19	at Ravens																									L	35-36
09/26	Chargers																									L	24-30
10/03	at Eagles																									W	42-30
10/10	Bills																									L	20-38
10/17	at Football Team																									W	31-13
10/24	at Titans																									L	3-27
11/01	Giants																									W	20-17
11/07	Packers																									W	13-7
11/14	at Raiders																									W	41-14
11/21	Cowboys																									W	19-9
12/05	Broncos																									W	22-9
12/12	Raiders																									W	48-9
12/16	at Chargers																									W	34-28+
12/26	Steelers																									W	36-10
01/02	at Bengals																									L	31-34
01/08	at Broncos																									W	28-24

2021 TOTALS

0 0 0 0.0 0.0 12-5

+ - Overtime

2021 GAME-BY-GAME POSTSEASON STATISTICS (CHIEFS)

DATE	OPPONENT	P/S	TACKLES						INTERCEPTIONS					O. FUMB				ST				MISC		W/L	SCORE			
			TK	S	A	SK	YDS	TFL	YDS	QBH	NO	YDS	LG	TD	PD	FF	FR	TD	YDS	TK	S	A	FF			FR	S	A
01/16	Steelers																										W	42-21
01/23	Bills																										W	42-36+
01/30	Bengals																										L	24-27+

2021 TOTALS

0 0 0 0.0 0.0 2-1

+ - Overtime





CREED HUMPHREY

CENTER #52
OKLAHOMA



2ND YEAR IN THE NFL

2ND YEAR WITH THE CHIEFS

HEIGHT: 6'4"
WEIGHT: 302 LBS
DRAFTED: D2B-21
BIRTHDAY: 6/28/99

👁️ Second-year offensive lineman enters his second NFL season with the Chiefs in 2022.

👁️ Originally entered the NFL as a second-round pick (63rd overall) by the Kansas City Chiefs in the 2021 NFL Draft.

Career Highlights:

👁️ Rookie offensive linemen Creed Humphrey and Trey Smith started all 17 regular season games in 2021, becoming the 17th and 18th players in franchise history to start all regular season games in their rookie season. Humphrey and Smith are the third pair of teammates to both start all regular season games in their rookie campaign, joining DE Sylvester Hicks and DE Art Still (16 games, 1978) and CB Brandon Carr and DL

Glenn Dorsey (16 games, 2008). S Juan Thornhill was the last player to start all games in his rookie season, starting all 16 games in 2019.

Honors:

- 👁️ 2021 PFWA All-Rookie Team.
- 👁️ 2021 PFW All-AFC Team.
- 👁️ 91.9 PFF ranking as a rookie offensive lineman.

Transactions:

Originally entered the NFL as a second-round pick (63rd overall) by the Kansas City Chiefs in the 2021 NFL Draft.

COLLEGE

Started 37 career games (all at center), including each of his last 36 at Oklahoma ... During his three years as a starter, OU ranked second nationally in scoring offense (44.6 ppg), total offense (537.3 ypg), pass efficiency rating (185.1) and yards per rush (5.8), and sixth in passing offense (311.5 ypg) ... Two-time Big 12 Offensive Lineman of the Year (2019 and 2020) ... Two-time first-team All-Big 12 selection (2019 and 2020) and a second-team pick by media in 2018 ... Second-team All-American in 2019 by AP, FWAA, Sporting News and Walter Camp Foundation, and one of three Rimington Trophy finalists ... Third-team All-American in 2020 by AP ... Three-time member of Academic All-Big 12 Team (2018-20) ... Did not allow a single sack across his 2,488 snaps at center during his career ... Did not allow a sack on 1,297 career pass plays according to PFF (allowed only two QB hits) ... Named a Freshman All-American by the FWAA and The Athletic.

PERSONAL

- 👁️ Made 35 tackles and one sack as a defensive lineman his senior season at Shawnee High School.
- 👁️ Named first-team all-state by The Oklahoman.
- 👁️ Hometown: Shawnee, Okla.

CREED HUMPHREY'S NFL REGULAR SEASON STATISTICS

DATE	TEAM	GP	GS
2021	Chiefs	17	17
NFL TOTALS		17	17

CREED HUMPHREY'S NFL POSTSEASON STATISTICS

DATE	TEAM	GP	GS
2021	Chiefs	3	3
NFL TOTALS		3	3



2021 GAME-BY-GAME REGULAR-SEASON STATISTICS (CHIEFS)

DATE	OPPONENT	P/S	W/L	SCORE
09/12	Browns	S	W	33-29
09/19	at Ravens	S	L	35-36
09/26	Chargers	S	L	24-30
10/03	at Eagles	S	W	42-30
10/10	Bills	S	L	20-38
10/17	at Football Team	S	W	31-13
10/24	at Titans	S	L	3-27
11/01	Giants	S	W	20-17
11/07	Packers	S	W	13-7
11/14	at Raiders	S	W	41-14
11/21	Cowboys	S	W	19-9
12/05	Broncos	S	W	22-9
12/12	Raiders	S	W	48-9
12/16	at Chargers	S	W	34-28+
12/26	Steelers	S	W	36-10
01/02	at Bengals	S	L	31-34
01/08	at Broncos	S	W	28-24
2021 TOTALS		17-17	12-5	

+ - Overtime

2021 GAME-BY-GAME POSTSEASON STATISTICS (CHIEFS)

DATE	OPPONENT	P/S	W/L	SCORE
01/16	Steelers	S	W	42-21
01/23	Bills	S	W	42-36+
01/30	Bengals	S	L	24-27+
2021 TOTALS		3-3	2-1	

+ - Overtime



GARY JENNINGS

WIDE RECEIVER #23
WEST VIRGINIA



2ND YEAR IN THE NFL

1ST YEAR WITH THE CHIEFS

HEIGHT: 6'1"
WEIGHT: 214 LBS
DRAFTED: FA-22
BIRTHDAY: 3/7/97

- Second-year wide receiver enters his first season with the Chiefs in 2022.
- Originally entered the NFL as a fourth-round draft pick (120th overall) by the Seattle Seahawks in the 2019 NFL Draft.

Transactions:

Signed with Kansas City (5/10/22) ... Released by Kansas City (5/5/22) ... Signed to Reserve/Future contract with Kansas City (1/11/22) ... Released by the Raiders (11/15/21) ... Signed to the Raiders' practice squad (11/11/21) ... Waived by the Colts

(8/13/21) ... Signed to Reserve/Future contract with the Colts (1/6/21) ... Released by the Bills (1/4/21) ... Signed to the Bills' practice squad (12/30/20) ... Released by the Ravens (12/22/20) ... Signed to the Ravens' practice squad (12/16/20) ... Waived by the Dolphins (9/5/20) ... Claimed off waivers by the Dolphins (11/6/19) ... Waived by the Seahawks (11/5/19) ... Originally entered the NFL as a fourth-round draft pick (120th overall) by the Seattle Seahawks in the 2019 NFL Draft.

COLLEGE

Played in 50 career games and started 22 ... Recorded 168 catches for 2,294 yards and 17 touchdowns with a long of 75 yards ... Ranked No. 6 in WVU history in career receiving yards (2,294) and No. 7 in career receptions (168) at the end of his WVU career ... In his senior year, received All-Big 12 Honorable Mention (WR) ... Fourth on WVU's single-season receiving TD list with 13 ... Led the team with 917 receiving yards ... No. 2 in the Big 12 and No. 5 in the country with 13 receiving touchdowns ... Caught seven passes for a career-high 225 yards and two touchdowns vs. Oklahoma, including a career long 75-yard TD.

PERSONAL

- Played quarterback, wide receiver and safety and returned kicks at Colonial Forge High.
- Saw limited action as a senior due to injury.
- Named to the 2014 Virginia All-6A First-Team Defense.
- An All-State second-team performer as an all-purpose offensive player.
- Also played basketball.
- One of three student-athletes in the nation to serve a two-year term on the NCAA Football Oversight Committee.
- Big 12 Commissioner's Honor Roll.

GARY JENNINGS' NFL REGULAR SEASON RUSHING/RECEIVING STATISTICS

DATE	TEAM	GP	GS	RECEIVING					RUSHING				
				NO.	YDS.	AVG.	LG	TD	NO.	YDS.	AVG.	LG	TD
2019	Dolphins	1	0	0	0	0.0	0	0	0	0	0.0	0	0
2020	Ravens	0	0	0	0	0.0	0	0	0	0	0.0	0	0
				Went from Baltimore to Buffalo .									
2020	Bills	0	0	0	0	0.0	0	0	0	0	0.0	0	0
2020	TOTAL	0	0	0	0	0.0	0	0	0	0	0.0	0	0
NFL TOTALS		1	0	0	0	0.0	0	0	0	0	0.0	0	0

GARY JENNINGS' NFL POSTSEASON RUSHING/RECEIVING STATISTICS

DATE	TEAM	GP	GS	RECEIVING					RUSHING				
				NO.	YDS.	AVG.	LG	TD	NO.	YDS.	AVG.	LG	TD
2020	Colts	0	0	0	0	0.0	0	0	0	0	0.0	0	0
2021	Chiefs	0	0	0	0	0.0	0	0	0	0	0.0	0	0
NFL TOTALS		0	0	0	0	0.0	0	0	0	0	0.0	0	0



GARY JENNINGS' NFL REGULAR SEASON RETURN STATISTICS

DATE	TEAM	KICKOFF RETURNS					PUNT RETURNS					
		RET.	YDS.	AVG.	LG	TD	NO.	FC	YDS.	AVG.	LG	TD
2019	Dolphins	0	0	0.0	0	0	0	0	0	0.0	0	0
2020	Ravens	0	0	0.0	0	0	0	0	0	0.0	0	0
Went from Baltimore to Buffalo .												
2020	Bills	0	0	0.0	0	0	0	0	0	0.0	0	0
2020	TOTAL	0	0	0.0	0	0	0	0	0	0.0	0	0
NFL TOTALS		0	0	0.0	0	0	0	0	0	0.0	0	0

GARY JENNINGS' NFL POSTSEASON RETURN STATISTICS

DATE	TEAM	KICKOFF RETURNS					PUNT RETURNS					
		RET.	YDS.	AVG.	LG	TD	NO.	FC	YDS.	AVG.	LG	TD
2020	Colts	0	0	0.0	0	0	0	0	0	0.0	0	0
2021	Chiefs	0	0	0.0	0	0	0	0	0	0.0	0	0
NFL TOTALS		0	0	0.0	0	0	0	0	0	0.0	0	0

2019 GAME-BY-GAME REGULAR-SEASON STATISTICS (DOLPHINS)

DATE	OPPONENT	P/S	RECEIVING					RUSHING					W/L	SCORE
			NO.	YDS.	AVG.	LG	TD	NO.	YDS.	AVG.	LG	TD		
09/08	Ravens												L	10-59
09/15	Patriots												L	0-43
09/22	at Cowboys												L	6-31
09/29	Chargers												L	10-30
10/13	Redskins												L	16-17
10/20	at Bills												L	21-31
10/28	at Steelers												L	14-27
11/03	Jets												W	26-18
11/10	at Colts												W	16-12
11/17	Bills	P	0	0	0.0	0	0	0	0	0.0	0	0	L	20-37
11/24	at Browns												L	24-41
12/01	Eagles												W	37-31
12/08	at Jets												L	21-22
12/15	at Giants												L	20-36
12/22	Bengals												W	38-35+
12/29	at Patriots												W	27-24
2019 TOTALS		1-0	0	0	0.0	0	0	0	0	0.0	0	0	5-11	

+ - Overtime

2020 GAME-BY-GAME REGULAR-SEASON STATISTICS (RAVENS/BILLS)

DATE	OPPONENT	P/S	RECEIVING					RUSHING					W/L	SCORE
			NO.	YDS.	AVG.	LG	TD	NO.	YDS.	AVG.	LG	TD		
09/13	Browns												W	38-6
09/20	at Texans												W	33-16
09/28	Chiefs												L	20-34
10/04	at Football Team												W	31-17
10/11	Bengals												W	27-3
10/18	at Eagles												W	30-28
11/01	Steelers												L	24-28
11/08	at Colts												W	24-10
11/15	at Patriots												L	17-23
11/22	Titans												L	24-30+
12/02	at Steelers												L	14-19
12/08	Cowboys												W	34-17
12/14	at Browns												W	47-42
12/20	Jaguars												W	40-14
12/27	Giants												W	27-13
01/03	Dolphins												W	56-26
2020 TOTALS		0-0	0	0	0.0	0	0	0	0	0.0	0	0	11-5	

+ - Overtime



2021 GAME-BY-GAME REGULAR-SEASON STATISTICS (RAIDERS)

DATE	OPPONENT	P/S	RECEIVING					RUSHING					W/L	SCORE
			NO.	YDS.	AVG.	LG	TD	NO.	YDS.	AVG.	LG	TD		
09/13	Ravens												W	33-27+
09/19	at Steelers												W	26-17
09/26	Dolphins												W	31-28+
10/04	at Chargers												L	14-28
10/10	Bears												L	9-20
10/17	at Broncos												W	34-24
10/24	Eagles												W	33-22
11/07	at Giants												L	16-23
11/14	Chiefs												L	14-41
11/21	Bengals												L	13-32
11/25	at Cowboys												W	36-33+
12/05	Football Team												L	15-17
12/12	at Chiefs												L	9-48
12/20	at Browns												W	16-14
12/26	Broncos												W	17-13
01/02	at Colts												W	23-20
01/09	Chargers												W	35-32+
2021 TOTALS		0-0	0	0	0.0	0	0	0	0	0	0.0	0	0	10-7

+ - Overtime

2020 GAME-BY-GAME POSTSEASON STATISTICS (COLTS)

DATE	OPPONENT	P/S	RECEIVING					RUSHING					W/L	SCORE	
			NO.	YDS.	AVG.	LG	TD	NO.	YDS.	AVG.	LG	TD			
01/09	at Bills													L	24-27
2020 TOTALS		0-0	0	0	0.0	0	0	0	0	0.0	0	0	0	0-1	

2021 GAME-BY-GAME POSTSEASON STATISTICS (CHIEFS)

DATE	OPPONENT	P/S	RECEIVING					RUSHING					W/L	SCORE
			NO.	YDS.	AVG.	LG	TD	NO.	YDS.	AVG.	LG	TD		
01/16	Steelers												W	42-21
01/23	Bills												W	42-36+
01/30	Bengals												L	24-27+
2021 TOTALS		0-0	0	0	0.0	0	0	0	0	0.0	0	0	2-1	

+ - Overtime





NAZEEH JOHNSON

SAFETY #13
MARSHALL

ROOKIE

HEIGHT: 5'10"
WEIGHT: 199 LBS
DRAFTED: D7C-22
BIRTHDAY: 7/17/98



- 👁️ Rookie safety enters his first season with the Chiefs in 2022.
- 👁️ Originally entered the NFL as the third of three seventh-round draft pick (259th overall) by the Kansas City Chiefs in the 2022 NFL Draft.

Transactions:

Originally entered the NFL as the third of three seventh-round draft pick (259th overall) by the Kansas City Chiefs in the 2022 NFL Draft.

COLLEGE

Spent six seasons at Marshall, including a redshirt season in 2016 and a shortened 2020 season due to Covid-19 ... Recorded 243 tackles (148 solo), including 1.0 sack, seven interceptions returned 63 yards and one touchdown, 17 passes defended and one fumble recovery ... Earned Conference USA all-conference second team honors in 2020.


PERSONAL

- 👁️ Attended Millbrook High School as a two-way player.
- 👁️ In 2015, as a senior on defense, made 86 tackles, broke up 10 passes and made four interceptions.
- 👁️ Made the 4A West Region second team and Conference 21 West first team as a high school senior.
- 👁️ Also started offensively, rushing for 1,093 yards and 19 touchdowns and catching 16 passes for 359 yards and three touchdowns.
- 👁️ Made the 4A West Region first team and Conference 21 West first team as a senior.
- 👁️ Selected for the Northwestern District second team as a junior, when he made 81 tackles and intercepted two passes.
- 👁️ Also made an impact on offense as a junior, rushing for 623 yards and four touchdowns.



RODERICK JOHNSON

TACKLE #71
FLORIDA STATE



5TH YEAR IN THE NFL

1ST YEAR WITH THE CHIEFS

HEIGHT: 6'7"
WEIGHT: 301 LBS
DRAFTED: FA'21
BIRTHDAY: 11/28/95

👁 Fifth-year tackle enters his first season with the Chiefs in 2022.

👁 Originally entered the NFL as a fifth-round pick (160th overall) in the 2017 NFL Draft.

Transactions:

Signed to Future/Reserve with Kansas City (2/2/22) ... Signed to Kansas City's practice squad (1/19/22) ... Released by the Dolphins (1/17/22) ... Reverted back to the Dolphins' practice squad (12/28/21) ... Elevated to the Dolphins' active roster from

the practice squad (12/27/21) ... Signed to the Dolphins' practice squad (9/20/21) ... Released by the Texans (8/18/21) ... Re-signed with the Texans (4/9/21) ... Re-signed with the Texans (3/20/20) ... Signed to the Texans' active roster (12/8/18) ... Signed to the Texans' practice squad (10/6/18) ... Waived by the Texans (10/4/18) ... Signed to the Texans' active roster (9/12/18) ... Signed to the Texans' practice squad (9/2/18) ... Waived by the Texans (9/1/18) ... Claimed off waivers by the Texans (6/20/18) ... Waived by the Browns (6/19/18) ... Originally entered the NFL as a fifth-round pick (160th) by the Cleveland Browns in the 2017 NFL Draft.

COLLEGE

Played three seasons (2014-16) at Florida State University in Tallahassee, Fla. ... Two-time Jacobs Blocking Trophy recipient, awarded to the ACC's best blocker .. Earned All-America and first-team All-ACC recognition in 2015 and 2016 ... Made 31 consecutive starts, blocking for Florida State's all-time leading rusher Dalvin Cook and a ground attack that averaged 206.8 yards per game in 2016 ... One of two offensive linemen to start every game in 2015 (all at left tackle) ... Earned first-team All-ACC honors in 2015 by the media and coaches ... Paved the way for Cook to set a single-season school record with 1,691 rushing yards, including nine 100-yard rushing games ... Appeared in eight contests (five starts) as a freshman in 2014, en route to being named a freshman All-American ... Majored in social sciences.

PERSONAL

- 👁 Four-star recruit from Hazelwood Central High School in Florissant, Mo.
- 👁 Earned Missouri Class 6A first-team All-State honors.
- 👁 Two-time first-team All-Metro selection.
- 👁 Helped his team to a 12-1 record, a Suburban North Conference Championship and an appearance in the Missouri 6A state semifinals as a senior.
- 👁 Led an offensive line that blocked for 3,088 rushing yards (237.5 yards per game).
- 👁 Earned the STL Football U Junior National Elite award.
- 👁 Given name is Roderick Tyler Johnson, but preferred name is Rod.
- 👁 Interested in social science and computer programming.
- 👁 Lists the Pentagon as his desired workplace if not pursuing his football career.

RODERICK JOHNSON'S NFL REGULAR SEASON STATISTICS

DATE	TEAM	GP	GS
2017	Browns	0	0
2018	Texans	1	0
2019	Texans	16	3
2020	Texans	12	3
2021	Dolphins	0	0
NFL TOTALS		29	6



RODERICK JOHNSON'S NFL POSTSEASON STATISTICS

DATE	TEAM	GP	GS
2018	Texans	0	0
2019	Texans	2	0
2021	Chiefs	0	0
NFL TOTALS		2	0

2017 GAME-BY-GAME REGULAR-SEASON STATISTICS (BROWNS)

DATE	OPPONENT	P/S		W/L	SCORE
09/10	Steelers		RESERVE/INJURED	L	18-21
09/17	at Ravens		RESERVE/INJURED	L	10-24
09/24	at Colts		RESERVE/INJURED	L	28-31
10/01	Bengals		RESERVE/INJURED	L	7-31
10/08	Jets		RESERVE/INJURED	L	14-17
10/15	at Texans		RESERVE/INJURED	L	17-33
10/22	Titans		RESERVE/INJURED	L	9-12+
10/29	Vikings		RESERVE/INJURED	L	16-33
11/12	at Lions		RESERVE/INJURED	L	24-38
11/19	Jaguars		RESERVE/INJURED	L	7-19
11/26	at Bengals		RESERVE/INJURED	L	16-30
12/03	at Chargers		RESERVE/INJURED	L	10-19
12/10	Packers		RESERVE/INJURED	L	21-27+
12/17	Ravens		RESERVE/INJURED	L	10-27
12/24	at Bears		RESERVE/INJURED	L	3-20
12/31	at Steelers		RESERVE/INJURED	L	24-28
2017 TOTALS		0-0		0-16	

+ - Overtime

2018 GAME-BY-GAME REGULAR-SEASON STATISTICS (TEXANS)

DATE	OPPONENT	P/S		W/L	SCORE
09/09	at Patriots		PRACTICE SQUAD	L	20-27
09/16	at Titans		INACTIVE	L	17-20
09/23	Giants		INACTIVE	L	22-27
09/30	at Colts		INACTIVE	W	37-34+
10/07	Cowboys		PRACTICE SQUAD	W	19-16+
10/14	Bills		PRACTICE SQUAD	W	20-13
10/21	at Jaguars		PRACTICE SQUAD	W	20-7
10/25	Dolphins		PRACTICE SQUAD	W	42-23
11/04	at Broncos		PRACTICE SQUAD	W	19-17
11/18	at Redskins		PRACTICE SQUAD	W	23-21
11/26	Titans		PRACTICE SQUAD	W	34-17
12/02	Browns		PRACTICE SQUAD	W	29-13
12/09	Colts	P		L	21-24
12/15	at Jets		INACTIVE	W	29-22
12/23	at Eagles		INACTIVE	L	30-32
12/30	Jaguars		INACTIVE	W	20-3
2018 TOTALS		1-0		11-5	

+ - Overtime

2019 GAME-BY-GAME REGULAR-SEASON STATISTICS (TEXANS)

DATE	OPPONENT	P/S		W/L	SCORE
09/09	at Saints	P		L	28-30
09/15	Jaguars	S		W	13-12
09/22	at Chargers	P		W	27-20
09/29	Panthers	P		L	10-16
10/06	Falcons	P		W	53-32
10/13	at Chiefs	P		W	31-24
10/20	at Colts	S		L	23-30
10/27	Raiders	P		W	27-24
11/03	at Jaguars	P		W	26-3
11/17	at Ravens	P		L	7-41
11/21	Colts	P		W	20-17
12/01	Patriots	P		W	28-22
12/08	Broncos	P		L	24-38
12/15	at Titans	P		W	24-21
12/21	at Buccaneers	P		W	23-20
12/29	Titans	S		L	14-35
2019 TOTALS		16-3		10-6	



2020 GAME-BY-GAME REGULAR-SEASON STATISTICS (TEXANS)

DATE	OPPONENT	P/S		W/L	SCORE
09/10	at Chiefs	P		L	20-34
09/20	Ravens	P		L	16-33
09/27	at Steelers		DID NOT PLAY	L	21-28
10/04	Vikings		DID NOT PLAY	L	23-31
10/11	Jaguars	P		W	30-14
10/18	at Titans	P		L	36-42+
10/25	Packers	P		L	20-35
11/08	at Jaguars	P		W	27-25
11/15	at Browns	P		L	7-10
11/22	Patriots	S		W	27-20
11/26	at Lions		DID NOT PLAY	W	41-25
12/06	Colts		DID NOT PLAY	L	20-26
12/13	at Bears	P		L	7-36
12/20	at Colts	P		L	20-27
12/27	Bengals	S		L	31-37
01/03	Titans	S		L	38-41
2020 TOTALS		12-3		4-12	

+ - Overtime

2021 GAME-BY-GAME REGULAR-SEASON STATISTICS (DOLPHINS)

DATE	OPPONENT	P/S		W/L	SCORE
09/12	at Patriots		NOT ON ROSTER	W	17-16
09/19	Bills		NOT ON ROSTER	L	0-35
09/26	at Raiders		PRACTICE SQUAD	L	28-31+
10/03	Colts		PRACTICE SQUAD	L	17-27
10/10	at Buccaneers		PRACTICE SQUAD	L	17-45
10/17	at Jaguars		PRACTICE SQUAD	L	20-23
10/24	Falcons		PRACTICE SQUAD	L	28-30
10/31	at Bills		PRACTICE SQUAD	L	11-26
11/07	Texans		PRACTICE SQUAD	W	17-9
11/11	Ravens		PRACTICE SQUAD	W	22-10
11/21	at Jets		PRACTICE SQUAD	W	24-17
11/28	Panthers		PRACTICE SQUAD	W	33-10
12/05	Giants		PRACTICE SQUAD	W	20-9
12/19	Jets		PRACTICE SQUAD	W	31-24
12/27	at Saints		DID NOT PLAY	W	20-3
01/02	at Titans		PRACTICE SQUAD	L	3-34
01/09	Patriots		PRACTICE SQUAD	W	33-24
2021 TOTALS		0-0		9-8	

+ - Overtime

2018 GAME-BY-GAME POSTSEASON STATISTICS (TEXANS)

DATE	OPPONENT	P/S		W/L	SCORE
01/05	Colts		INACTIVE	L	7-21
2018 TOTALS		0-0		0-1	

2019 GAME-BY-GAME POSTSEASON STATISTICS (TEXANS)

DATE	OPPONENT	P/S		W/L	SCORE
01/04	Bills	P		W	22-19+
01/12	at Chiefs	P		L	31-51
2019 TOTALS		2-0		1-1	

+ - Overtime

2021 GAME-BY-GAME POSTSEASON STATISTICS (CHIEFS)

DATE	OPPONENT	P/S		W/L	SCORE
01/23	Bills		PRACTICE SQUAD	W	42-36+
01/30	Bengals		PRACTICE SQUAD	L	24-27+
2021 TOTALS		0-0		1-1	


+ - Overtime





LONNIE JOHNSON JR.

CORNERBACK #1
KENTUCKY



4TH YEAR IN THE NFL

1ST YEAR WITH THE CHIEFS

HEIGHT: 6'2"
WEIGHT: 210 LBS
DRAFTED: T (HOU)-22
BIRTHDAY: 11/4/95

- Fourth-year cornerback enters his first season with Kansas City in 2022.
- Originally entered the NFL as a second-round pick (54th overall) by the Houston Texans in the 2019 NFL Draft.

Transactions:

Traded from the Houston Texans to the Kansas City Chiefs (5/2/22) ... Originally entered the NFL as a second-round pick (54th overall) by the Houston Texans in the 2019 NFL Draft.

COLLEGE

Played two seasons (2017-18) at the University of Kentucky in Lexington, Ky. after transferring from Garden City (Kan.) Community College where he played one season (2015) ... Also played one season (2014) at San Bernardino Valley Community College ... Sat out the 2016 season to focus on academics ... Recorded 64 total tackles, three tackles for loss, 1.0 sack, 12 passes defended, two blocked kicks, one interception and one forced fumble in 26 games (18 starts) at Kentucky ... Earned second-team All-Kansas Jayhawk Community College Conference after notching 35 total tackles (28 solo), five interceptions and one fumble recovery in his lone season with Garden City Community College ... Played wide receiver and appeared on special teams as a true freshman with San Bernardino Valley College.

PERSONAL

- Attended Gary (Ind.) West Side High School.
- Recorded 66 total tackles, two interceptions, two blocked field goals and one blocked punt in high school.
- Also caught 40 passes for 772 yards (19.3 avg.) and 14 career touchdowns.
- Lettered in track & field and led Gary West Side to the 2014 state championship with individual titles in the long jump and 4x100 relay.
- Son of Nora and Lonnie Johnson.
- Graduated with a degree in community and leadership development.

LONNIE JOHNSON JR.'S NFL REGULAR SEASON DEFENSIVE STATISTICS

DATE	TEAM	GP	GS	TACKLES							INTERCEPTIONS					O. FUMB				ST				MISC			
				TK	S	A	TFL	YDS	SK	YDS	QBH	NO	YDS	LG	TD	PD	FF	FR	TD	YDS	TK	S	A	FF	FR	S	A
2019	Texans	14	7	38	31	7	0	0	0.0	0.0	0	0	0	0	0	7	0	0	0	0	3	3	0	0	0	0	0
2020	Texans	16	5	70	50	20	1	1	0.0	0.0	3	0	0	0	0	0	0	0	0	0	6	6	0	0	0	0	0
2021	Texans	14	7	51	34	17	1	9	0.0	0.0	0	3	47	32	0	6	0	0	0	0	4	4	0	0	0	0	0
NFL TOTALS		44	19	159	115	44	2	10	0.0	0.0	3	3	47	32	0	13	0	0	0	0	13	13	0	0	0	0	0

LONNIE JOHNSON JR.'S NFL POSTSEASON DEFENSIVE STATISTICS

DATE	TEAM	GP	GS	TACKLES							INTERCEPTIONS					O. FUMB				ST				MISC			
				TK	S	A	TFL	YDS	SK	YDS	QBH	NO	YDS	LG	TD	PD	FF	FR	TD	YDS	TK	S	A	FF	FR	S	A
2019	Texans	2	1	3	3	0	0	0	0.0	0.0	0	0	0	0	0	0	0	0	0	0	1	1	0	0	0	0	0
NFL TOTALS		2	1	3	3	0	0	0	0.0	0.0	0	0	0	0	0	0	0	0	0	0	1	1	0	0	0	0	0



SINGLE-GAME HIGHS: DEFENSIVE

Total Tackles	11 vs. Cincinnati, Dec 27, 2020 9 at Arizona, Oct 24, 2021 9 at Indianapolis, Dec 20, 2020 8 at Buffalo, Oct 03, 2021 7 vs. Carolina, Sep 23, 2021 ...1 more at 7.	Interceptions	1 at Arizona, Oct 24, 2021 1 vs. New England, Oct 10, 2021 1 at Buffalo, Oct 03, 2021
Solo Tackles	7 at Indianapolis, Dec 20, 2020 7 at Indianapolis, Oct 20, 2019 6 at Arizona, Oct 24, 2021 6 vs. Cincinnati, Dec 27, 2020 ...1 more at 6.	Interception Return Yards	32 at Buffalo, Oct 03, 2021 15 at Arizona, Oct 24, 2021
Passes Defensed	2 at Kansas City, Oct 13, 2019 1 at Jacksonville, Dec 19, 2021 1 vs. Seattle, Dec 12, 2021 1 at Arizona, Oct 24, 2021 ...8 more at 1.	Special Teams Tackles	2 at Chicago, Dec 13, 2020 2 vs. Indianapolis, Dec 06, 2020 1 vs. Seattle, Dec 12, 2021 1 at Tennessee, Nov 21, 2021 ...7 more at 1.
Tackles For Loss	1 vs. Seattle, Dec 12, 2021 1 at Jacksonville, Nov 08, 2020		

SINGLE-GAME HIGHS - POSTSEASON: DEFENSIVE

Total Tackles	3 at Kansas City, Jan 12, 2020	Special Teams Tackles	1 at Kansas City, Jan 12, 2020
Solo Tackles	3 at Kansas City, Jan 12, 2020		

2019 GAME-BY-GAME REGULAR-SEASON STATISTICS (TEXANS)

DATE	OPPONENT	P/S	TACKLES							INTERCEPTIONS					O. FUMB				ST				MISC		W/L	SCORE		
			TK	S	A	SK	YDS	TFL	YDS	QBH	NO	YDS	LG	TD	PD	FF	FR	TD	YDS	TK	S	A	FF	FR			S	A
09/09	at Saints	P	0	0	0	0.0	0.0	0	0	0	0	0	0	0	0	0	0	0	0	0	0	0	0	0	0	0	L	28-30
09/15	Jaguars	S	3	3	0	0.0	0.0	0	0	0	0	0	0	0	1	0	0	0	0	0	0	0	0	0	0	0	W	13-12
09/22	at Chargers	S	6	4	2	0.0	0.0	0	0	0	0	0	0	0	1	0	0	0	0	0	0	0	0	0	0	0	W	27-20
09/29	Panthers	P	3	3	0	0.0	0.0	0	0	0	0	0	0	0	0	0	0	0	0	0	0	0	0	0	0	0	L	10-16
10/06	Falcons	S	4	2	2	0.0	0.0	0	0	0	0	0	0	0	0	0	0	0	0	0	0	0	0	0	0	0	W	53-32
10/13	at Chiefs	S	2	2	0	0.0	0.0	0	0	0	0	0	0	0	2	0	0	0	0	0	0	0	0	0	0	0	W	31-24
10/20	at Colts	S	7	7	0	0.0	0.0	0	0	0	0	0	0	0	0	0	0	0	0	0	0	0	0	0	0	0	L	23-30
10/27	Raiders	S	2	2	0	0.0	0.0	0	0	0	0	0	0	0	1	0	0	0	0	0	0	0	0	0	0	0	W	27-24
11/03	at Jaguars																									W	26-3	
11/17	at Ravens	S	3	2	1	0.0	0.0	0	0	0	0	0	0	0	0	0	0	0	0	0	0	0	0	0	0	0	L	7-41
11/21	Colts																									W	20-17	
12/01	Patriots	P	6	5	1	0.0	0.0	0	0	0	0	0	0	0	1	0	0	0	0	0	0	0	0	0	0	0	W	28-22
12/08	Broncos	P	0	0	0	0.0	0.0	0	0	0	0	0	0	0	0	0	0	0	0	0	0	0	0	0	0	0	L	24-38
12/15	at Titans	P	0	0	0	0.0	0.0	0	0	0	0	0	0	0	1	0	0	0	0	1	1	0	0	0	0	0	W	24-21
12/21	at Buccaneers	P	0	0	0	0.0	0.0	0	0	0	0	0	0	0	0	0	0	0	0	1	1	0	0	0	0	0	W	23-20
12/29	Titans	P	2	1	1	0.0	0.0	0	0	0	0	0	0	0	0	0	0	0	0	1	1	0	0	0	0	0	L	14-35
2019 TOTALS			14-7	38	31	7	0.0	0.0	0	0	0	0	0	0	7	0	0	0	0	3	3	0	0	0	0	0	0	10-6

2020 GAME-BY-GAME REGULAR-SEASON STATISTICS (TEXANS)

DATE	OPPONENT	P/S	TACKLES							INTERCEPTIONS					O. FUMB				ST				MISC		W/L	SCORE		
			TK	S	A	SK	YDS	TFL	YDS	QBH	NO	YDS	LG	TD	PD	FF	FR	TD	YDS	TK	S	A	FF	FR			S	A
09/10	at Chiefs	P	2	1	1	0.0	0.0	0	0	0	0	0	0	0	0	0	0	0	0	0	0	0	0	0	0	0	L	20-34
09/20	Ravens	P	3	3	0	0.0	0.0	0	0	0	0	0	0	0	0	0	0	0	0	0	0	0	0	0	0	0	L	16-33
09/27	at Steelers	P	2	2	0	0.0	0.0	0	0	0	0	0	0	0	0	0	0	0	0	0	0	0	0	0	0	0	L	21-28
10/04	Vikings	P	1	1	0	0.0	0.0	0	0	0	0	0	0	0	0	0	0	0	0	0	0	0	0	0	0	0	L	23-31
10/11	Jaguars	P	3	1	2	0.0	0.0	0	0	0	0	0	0	0	0	0	0	0	0	1	1	0	0	0	0	0	W	30-14
10/18	at Titans	P	4	4	0	0.0	0.0	0	0	1	0	0	0	0	0	0	0	0	0	1	1	0	0	0	0	0	L	36-42+
10/25	Packers	P	3	2	1	0.0	0.0	0	0	0	0	0	0	0	0	0	0	0	0	0	0	0	0	0	0	0	L	20-35
11/08	at Jaguars	P	6	6	0	0.0	0.0	1	1	0	0	0	0	0	0	0	0	0	0	0	0	0	0	0	0	0	W	27-25
11/15	at Browns	P	1	1	0	0.0	0.0	0	0	0	0	0	0	0	0	0	0	0	0	0	0	0	0	0	0	0	L	7-10
11/22	Patriots	P	5	4	1	0.0	0.0	0	0	2	0	0	0	0	0	0	0	0	0	0	0	0	0	0	0	0	W	27-20
11/26	at Lions	S	6	4	2	0.0	0.0	0	0	0	0	0	0	0	0	0	0	0	0	0	0	0	0	0	0	0	W	41-25
12/06	Colts	P	6	4	2	0.0	0.0	0	0	0	0	0	0	0	0	0	0	0	0	2	2	0	0	0	0	0	L	20-26
12/13	at Bears	S	4	3	1	0.0	0.0	0	0	0	0	0	0	0	0	0	0	0	0	2	2	0	0	0	0	0	L	7-36
12/20	at Colts	S	9	7	2	0.0	0.0	0	0	0	0	0	0	0	0	0	0	0	0	0	0	0	0	0	0	0	L	20-27
12/27	Bengals	S	11	6	5	0.0	0.0	0	0	0	0	0	0	0	0	0	0	0	0	0	0	0	0	0	0	0	L	31-37
01/03	Titans	S	4	1	3	0.0	0.0	0	0	0	0	0	0	0	0	0	0	0	0	0	0	0	0	0	0	0	L	38-41
2020 TOTALS			16-5	70	50	20	0.0	0.0	1	1	3	0	0	0	0	0	0	0	0	6	6	0	0	0	0	0	4-12	

+ - Overtime



2021 GAME-BY-GAME REGULAR-SEASON STATISTICS (TEXANS)

DATE	OPPONENT	P/S	TACKLES							INTERCEPTIONS					O. FUMB				ST				MISC		W/L	SCORE				
			TK	S	A	SK	YDS	TFL	YDS	QBH	NO	YDS	LG	TD	PD	FF	FR	TD	YDS	TK	S	A	FF	FR			S	A		
09/12	Jaguars		INACTIVE																							W	37-21			
09/19	at Browns	P	1	1	0	0.0	0.0	0	0	0	0	0	0	0	0	0	0	0	1	1	0	0	0	0	0	L	21-31			
09/23	Panthers	S	7	3	4	0.0	0.0	0	0	0	0	0	0	0	0	0	0	0	0	0	0	0	0	0	0	L	9-24			
10/03	at Bills	S	8	5	3	0.0	0.0	0	0	0	0	1	32	32	0	1	0	0	0	0	0	0	0	0	0	L	0-40			
10/10	Patriots	S	4	1	3	0.0	0.0	0	0	0	0	1	0	0	0	1	0	0	0	0	0	0	0	0	L	22-25				
10/17	at Colts	P	5	3	2	0.0	0.0	0	0	0	0	0	0	0	0	0	0	0	0	0	0	0	0	0	L	3-31				
10/24	at Cardinals	S	9	6	3	0.0	0.0	0	0	0	0	1	15	15	0	1	0	0	0	0	0	0	0	0	L	5-31				
10/31	Rams	S	5	4	1	0.0	0.0	0	0	0	0	0	0	0	0	0	0	0	0	0	0	0	0	0	L	22-38				
11/07	at Dolphins	P	0	0	0	0.0	0.0	0	0	0	0	0	0	0	0	0	0	0	0	0	0	0	0	0	L	9-17				
11/21	at Titans	P	0	0	0	0.0	0.0	0	0	0	0	0	0	0	0	0	0	0	0	0	0	0	0	0	W	22-13				
11/28	Jets	P	0	0	0	0.0	0.0	0	0	0	0	0	0	0	0	0	0	0	0	0	0	0	0	0	L	14-21				
12/05	Colts	P	2	2	0	0.0	0.0	0	0	0	0	0	0	0	0	0	0	0	0	0	0	0	0	0	L	0-31				
12/12	Seahawks	P	3	3	0	0.0	0.0	1	9	0	0	0	0	0	0	1	0	0	0	0	1	1	0	0	L	13-33				
12/19	at Jaguars	S	3	3	0	0.0	0.0	0	0	0	0	0	0	0	0	0	0	0	0	0	0	0	0	0	W	30-16				
12/26	Chargers		RESERVE/COVID-19																							W	41-29			
01/02	at 49ers		RESERVE/COVID-19																							L	7-23			
01/09	Titans	S	4	3	1	0.0	0.0	0	0	0	0	0	0	0	0	0	0	0	0	0	0	0	0	0	L	25-28				
2021 TOTALS			14-7	51	34	17	0.0	0.0	1	9	0	3	47	32	0	6	0	0	0	0	0	4	4	0	0	0	0	0	0	4-13

2019 GAME-BY-GAME POSTSEASON STATISTICS (TEXANS)

DATE	OPPONENT	P/S	TACKLES							INTERCEPTIONS					O. FUMB				ST				MISC		W/L	SCORE				
			TK	S	A	SK	YDS	TFL	YDS	QBH	NO	YDS	LG	TD	PD	FF	FR	TD	YDS	TK	S	A	FF	FR			S	A		
01/04	Bills	P	0	0	0	0.0	0.0	0	0	0	0	0	0	0	0	0	0	0	0	0	0	0	0	0	0	W	22-19+			
01/12	at Chiefs	S	3	3	0	0.0	0.0	0	0	0	0	0	0	0	0	0	0	0	0	0	0	1	1	0	0	L	31-51			
2019 TOTALS			2-1	3	3	0	0.0	0.0	0	0	0	0	0	0	0	0	0	0	0	0	0	1	1	0	0	0	0	0	0	1-1


+ - Overtime





CHRIS JONES

21 20 19 18 AP AP AP
PRO BOWL PRO BOWL PRO BOWL 2ND TEAM 2ND TEAM 2ND TEAM



DEFENSIVE TACKLE #95
MISSISSIPPI STATE

7TH YEAR IN THE NFL

7TH YEAR WITH THE CHIEFS

HEIGHT: 6'6"
WEIGHT: 310 LBS
DRAFTED: D2-16
BIRTHDAY: 3/7/94

- Seventh-year defensive tackle enters his seventh NFL season with the Chiefs in 2022.
- Selected in the second-round of the 2016 NFL Draft by the Chiefs.

Career Highlights:

- Led the team in sacks with 9.0 sacks for the fourth consecutive season.
- Established a single-game career-high with 3.5 sacks (-20.0 yards) of Dallas QB Dak Prescott in Week 11 (11/21/21), including sacks on back-to-back plays in the second quarter with a forced fumble on the second of the two sacks. In addition to a single-game career-high, it marked the club's first time having a player record 3.5 or more sacks in a game since OLB Dee Ford recorded 3.5 sacks at Indianapolis on Oct. 30, 2016. It tied for the ninth-best single-game sack performance in team history. For Jones, it marked his 11th-career multi-sack performance and his first multi-sack game since recording 2.0 sacks vs. Cleveland (9/12/21) to open the 2021 season. Jones owns a team-high 6.5 sacks (-45.0 yards) for the 2021 season and has tallied 49.5 career sacks (-351.5 yards) for his career. He passed DE Eric Hicks (44.5) for the seventh-most sacks in franchise history. He needs 2.0 more sacks to move past DE Mike Bell (51.0) for sixth.
- Has recorded 49.5 sacks since entering the league in 2016, the second most in the NFL among DTs.

- In 2020, registered 7.5 sacks to lead the Chiefs defense for the third consecutive season.
- In 2019, registered 9.0 sacks to lead the Chiefs defense for the second consecutive season.
- In 2018, he recorded at least one sack in 11 consecutive games becoming the first player to do so in NFL history.
- Logged a career-high 15.5 sacks during the 2018 season, leading the Chiefs defense and ranking third in the NFL.

Honors:

- Selected to the Pro Bowl following the 2019, 2020 and 2021 seasons.
- Named an AP All-Pro following the 2018 (second-team), 2020 (second-team) and 2021 (second-team) seasons.
- Received PFWA All-AFC Team honors in 2018, 2019, 2020 and 2021.
- Received TSN All-NFL Team honors in 2020 and 2021.
- 2021 Week 11 AFC Defensive Player of the Week.
- November 2018 AFC Player of the Month.
- 2017 Week 2 AFC Defensive Player of the Week.
- 2016 PFW All-Rookie Team.

Transactions:

Re-signed with Kansas City (7/15/20) ... Originally entered the NFL as the Chiefs second round (37th overall) pick of the 2016 NFL Draft.

COLLEGE

Appeared in 39 games (16 starts) ... Totaled 102 tackles, including 18.0 tackles for loss and 8.5 sacks ... Tallied nine passes defended ... Named second-team All-American by Pro Football Focus in 2015.

PERSONAL

- Attended Houston High School.
- Rated by ESPN.com as the number six defensive end in the country his senior year.
- As a senior, led the team in tackles with 160 and recorded 14.0 sacks, 10 pass deflections, two fumble recoveries and a 74-yard interception return for a touchdown.
- Five-year letterman for his high school varsity basketball team.
- Named to the Mississippi North/South All-Star Basketball Game for 2011.
- Majored in communication at Mississippi State.
- Hometown: Houston, Miss.



CHRIS JONES' NFL REGULAR SEASON DEFENSIVE STATISTICS

DATE	TEAM	GP	TACKLES								INTERCEPTIONS					O. FUMB				ST				MISC			
			GS	TK	S	A	TFL	YDS	SK	YDS	QBH	NO	YDS	LG	TD	PD	FF	FR	TD	YDS	TK	S	A	FF	FR	S	A
2016	Chiefs	16	11	28	17	11	5	26	2.0	19.0	10	0	0	0	0	4	0	0	0	0	0	0	0	0	0	0	0
2017	Chiefs	16	7	32	22	10	5	24	6.5	42.0	13	1	-3	0	0	7	4	0	0	0	0	0	0	0	0	0	
2018	Chiefs	16	11	40	35	5	19	112	15.5	122.0	29	1	20	20t	1	5	2	0	0	0	0	0	0	0	0	0	
2019	Chiefs	13	12	36	23	13	8	63	9.0	75.0	20	0	0	0	0	4	1	1	0	12	0	0	0	0	0	0	
2020	Chiefs	15	14	36	23	13	3	17	7.5	28.0	28	0	0	0	0	4	2	0	0	0	0	0	0	0	0	0	
2021	Chiefs	14	14	27	18	9	8	53	9.0	65.5	17	0	0	0	0	5	1	1	0	-2	0	0	0	0	0	0	
NFL TOTALS		90	69	199	138	61	48	295	49.5	351.5	117	2	17	20t	1	29	10	2	0	10	0	0	0	0	0	0	

CHRIS JONES' NFL POSTSEASON DEFENSIVE STATISTICS

DATE	TEAM	GP	TACKLES								INTERCEPTIONS					O. FUMB				ST				MISC		
			GS	TK	S	A	TFL	YDS	SK	YDS	QBH	NO	YDS	LG	TD	PD	FF	FR	TD	YDS	TK	S	A	FF	FR	S
2016	Chiefs	1	1	2	1	1	0	0	0.0	0.0	0	0	0	0	0	2	0	0	0	0	0	0	0	0	0	0
2017	Chiefs	1	2	1	1	0	0	0.0	0.0	0	0	0	0	0	0	0	0	0	0	0	0	0	0	0	0	0
2018	Chiefs	2	1	0	0	0	0	0.0	0.0	1	0	0	0	0	4	0	0	0	0	0	0	0	0	0	0	0
2019	Chiefs	2	1	3	1	2	0	0	0.0	0.0	1	0	0	0	3	0	0	0	0	0	0	0	0	0	0	0
2020	Chiefs	3	3	9	4	5	0	0	0.0	0.0	2	0	0	0	0	0	0	0	0	0	0	0	0	0	0	0
2021	Chiefs	3	3	6	4	2	2	7	0.0	0.0	0	0	0	0	0	0	0	0	0	0	0	0	0	0	0	0
NFL TOTALS		12	10	22	11	11	2	7	0.0	0.0	4	0	0	0	0	9	0	0	0	0	0	0	0	0	0	0

SINGLE-GAME HIGHS: DEFENSIVE

Total Tackles	8 at Tennessee, Nov 10, 2019 6 at L.A. Rams, Nov 19, 2018 5 vs. Dallas, Nov 21, 2021 5 at Baltimore, Sep 28, 2020 5 vs. Oakland, Dec 01, 2019 ...3 more at 5.	Tackles For Loss	3 at L.A. Rams, Nov 19, 2018 2 at Cincinnati, Jan 02, 2022 2 vs. Dallas, Nov 21, 2021 2 vs. Cleveland, Sep 12, 2021 ...5 more at 2.
Solo Tackles	6 at L.A. Rams, Nov 19, 2018 4 at Cincinnati, Jan 02, 2022 4 vs. Dallas, Nov 21, 2021 4 at Miami, Dec 13, 2020 ...4 more at 4.	Interceptions	1 vs. Jacksonville, Oct 07, 2018 1 vs. Philadelphia, Sep 17, 2017 20 vs. Jacksonville, Oct 07, 2018
Sacks	3.5 vs. Dallas, Nov 21, 2021 3.0 vs. Philadelphia, Sep 17, 2017 2.5 vs. L.A. Chargers, Dec 13, 2018 2.0 at Cincinnati, Jan 02, 2022 2.0 vs. Cleveland, Sep 12, 2021 ...4 more at 2.0.	Interception Return Yards	20 vs. Jacksonville, Oct 07, 2018
Passes Defensed	2 vs. Denver, Dec 05, 2021 2 at Las Vegas, Nov 14, 2021 2 at L.A. Chargers, Nov 18, 2019 ...3 more at 2.	Safeties	1 at Miami, Dec 13, 2020
Forced Fumbles	2 at Baltimore, Sep 28, 2020 2 vs. Philadelphia, Sep 17, 2017 1 vs. Dallas, Nov 21, 2021 1 at Tennessee, Nov 10, 2019 ...4 more at 1.	Longest Opponent's Fumble Return	12 at Detroit, Sep 29, 2019
Fumble Recoveries	1 vs. Dallas, Nov 21, 2021 1 at Detroit, Sep 29, 2019		

SINGLE-GAME HIGHS - POSTSEASON: DEFENSIVE

Total Tackles	5 at Tampa Bay, Feb 07, 2021 3 vs. Cincinnati, Jan 30, 2022 3 vs. Cleveland, Jan 17, 2021 2 vs. Pittsburgh, Jan 16, 2022 2 vs. Tennessee, Jan 19, 2020 ...2 more at 2.	Passes Defensed	3 vs. San Francisco, Feb 02, 2020 3 vs. Indianapolis, Jan 12, 2019 2 vs. Pittsburgh, Jan 15, 2017 1 vs. New England, Jan 20, 2019
Solo Tackles	3 at Tampa Bay, Feb 07, 2021 2 vs. Cincinnati, Jan 30, 2022 1 vs. Buffalo, Jan 23, 2022 1 vs. Pittsburgh, Jan 16, 2022 1 vs. Cleveland, Jan 17, 2021 ...3 more at 1.	Tackles For Loss	1 vs. Buffalo, Jan 23, 2022 1 vs. Pittsburgh, Jan 16, 2022



2017 GAME-BY-GAME POSTSEASON STATISTICS (CHIEFS)

DATE	OPPONENT	P/S	TACKLES							INTERCEPTIONS					O. FUMB				ST				MISC		W/L	SCORE		
			TK	S	A	SK	YDS	TFL	YDS	QBH	NO	YDS	LG	TD	PD	FF	FR	TD	YDS	TK	S	A	FF	FR			S	A
01/06	Titans	S	2	1	1	0.0	0.0	0	0	0	0	0	0	0	0	0	0	0	0	0	0	0	0	0	0	0	L	21-22
2017 TOTALS		1-1	2	1	1	0.0	0.0	0	0	0	0	0	0	0	0	0	0	0	0	0	0	0	0	0	0	0-1		

2018 GAME-BY-GAME POSTSEASON STATISTICS (CHIEFS)

DATE	OPPONENT	P/S	TACKLES							INTERCEPTIONS					O. FUMB				ST				MISC		W/L	SCORE	
			TK	S	A	SK	YDS	TFL	YDS	QBH	NO	YDS	LG	TD	PD	FF	FR	TD	YDS	TK	S	A	FF	FR			S
01/12	Colts	P	0	0	0	0.0	0.0	0	0	1	0	0	0	0	3	0	0	0	0	0	0	0	0	0	0	W	31-13
01/20	Patriots	S	0	0	0	0.0	0.0	0	0	0	0	0	0	1	0	0	0	0	0	0	0	0	0	0	0	L	31-37+
2018 TOTALS		2-1	0	0	0	0.0	0.0	0	0	1	0	0	0	4	0	0	0	0	0	0	0	0	0	0	0	1-1	

+ - Overtime

2019 GAME-BY-GAME POSTSEASON STATISTICS (CHIEFS)

DATE	OPPONENT	P/S	TACKLES							INTERCEPTIONS					O. FUMB				ST				MISC		W/L	SCORE	
			TK	S	A	SK	YDS	TFL	YDS	QBH	NO	YDS	LG	TD	PD	FF	FR	TD	YDS	TK	S	A	FF	FR			S
01/12	Texans		INACTIVE																						W	51-31	
01/19	Titans	P	2	1	1	0.0	0.0	0	0	1	0	0	0	0	0	0	0	0	0	0	0	0	0	0	0	W	35-24
02/02	49ers	S	1	0	1	0.0	0.0	0	0	0	0	0	0	3	0	0	0	0	0	0	0	0	0	0	W	31-20	
2019 TOTALS		2-1	3	1	2	0.0	0.0	0	0	1	0	0	0	3	0	0	0	0	0	0	0	0	0	0	0	3-0	

2020 GAME-BY-GAME POSTSEASON STATISTICS (CHIEFS)

DATE	OPPONENT	P/S	TACKLES							INTERCEPTIONS					O. FUMB				ST				MISC		W/L	SCORE	
			TK	S	A	SK	YDS	TFL	YDS	QBH	NO	YDS	LG	TD	PD	FF	FR	TD	YDS	TK	S	A	FF	FR			S
01/17	Browns	S	3	1	2	0.0	0.0	0	0	1	0	0	0	0	0	0	0	0	0	0	0	0	0	0	0	W	22-17
01/24	Bills	S	1	0	1	0.0	0.0	0	0	1	0	0	0	0	0	0	0	0	0	0	0	0	0	0	0	W	38-24
02/07	at Buccaneers	S	5	3	2	0.0	0.0	0	0	0	0	0	0	0	0	0	0	0	0	0	0	0	0	0	L	9-31	
2020 TOTALS		3-3	9	4	5	0.0	0.0	0	0	2	0	0	0	0	0	0	0	0	0	0	0	0	0	0	2-1		

2021 GAME-BY-GAME POSTSEASON STATISTICS (CHIEFS)

DATE	OPPONENT	P/S	TACKLES							INTERCEPTIONS					O. FUMB				ST				MISC		W/L	SCORE	
			TK	S	A	SK	YDS	TFL	YDS	QBH	NO	YDS	LG	TD	PD	FF	FR	TD	YDS	TK	S	A	FF	FR			S
01/16	Steelers	S	2	1	1	0.0	0.0	1	0	0	0	0	0	0	0	0	0	0	0	0	0	0	0	0	0	W	42-21
01/23	Bills	S	1	1	0	0.0	0.0	1	7	0	0	0	0	0	0	0	0	0	0	0	0	0	0	0	0	W	42-36+
01/30	Bengals	S	3	2	1	0.0	0.0	0	0	0	0	0	0	0	0	0	0	0	0	0	0	0	0	0	L	24-27+	
2021 TOTALS		3-3	6	4	2	0.0	0.0	2	7	0	0	0	0	0	0	0	0	0	0	0	0	0	0	0	2-1		

+ - Overtime





RONALD JONES II



RUNNING BACK #2

USC

5TH YEAR IN THE NFL

1ST YEAR WITH THE CHIEFS

HEIGHT: 5'11"
WEIGHT: 205 LBS
DRAFTED: FA-22
BIRTHDAY: 8/3/97

- 👁️ Fifth-year running back enters his first season with the Chiefs in 2022.
- 👁️ Originally entered the NFL as a second-round pick (38th overall) by the Tampa Bay Buccaneers in the 2018 NFL Draft.

Transactions:

Signed by Kansas City (3/27/22) ... Originally entered the NFL as a second-round pick (38th overall) by the Buccaneers in the 2018 NFL Draft.

COLLEGE

Three-year letterwinner at USC (2015-17) ... Ran for 3,619 yards on 591 carries (6.1 avg.) with 39 TDs and caught 32 passes for 301 yards (9.4 avg.) with three TDs in his career ... He was fifth on USC's career rushing list with 3,619 yards, with two Heisman Trophy winners and two Heisman runners-up ahead of him ... His 6.12 career yards per carry is fourth best among those on USC's Top 40 all-time rushing ladder ... He has 14 100-yard rushing games in his career ... He had at least one touchdown in 19 of his last 20 games, including 13 consecutive games from 2016 to 2017 until he was shut out at Notre Dame in 2017, the most in a row since Anthony Davis' 17 in 1973-74 ... He is the seventh Trojan to have at least a pair of 1,000- yard rushing seasons (along with O.J. Simpson in 1967-68, Anthony Davis in 1972-73-74, Ricky Bell in 1975-76, Charles White in 1977-78-79, Marcus Allen in 1980-81 and LenDale White in 2004-05) ... He appeared in 40 games in his career, with 19 starts ... He sprinted briefly for USC's track team in the spring of 2016 ... In his only appearance, he ran the third leg on USC's victorious 400-meter relay team in the UCLA Dual (the quartet clocked 39.89).

PERSONAL

- 👁️ Made the 2014 Prep Star All-American Dream Team and USA Today All-Texas as a senior running back at McKinney (Tex.) North High.
- 👁️ He had 4,935 yards (8.9 avg.) and 76 TD on the ground in his three-year career.
- 👁️ He also sprinted for McKinney North's track team, with bests of 10.37 in the 100 meters (he won his district championships in 2015) and 21.98 in the 200 meters.
- 👁️ Was a communication major at USC.

RONALD JONES II'S NFL REGULAR SEASON RUSHING/RECEIVING STATISTICS

DATE	TEAM	RUSHING							RECEIVING				
		GP	GS	NO.	YDS.	AVG.	LG	TD	NO.	YDS.	AVG.	LG	TD
2018	Buccaneers	9	0	23	44	1.9	9	1	7	33	4.7	15	0
2019	Buccaneers	16	9	172	724	4.2	49	6	31	309	10.0	41	0
2020	Buccaneers	14	13	192	978	5.1	98t	7	28	165	5.9	37t	1
2021	Buccaneers	16	3	101	428	4.2	30	4	10	64	6.4	15	0
NFL TOTALS		55	25	488	2,174	4.5	98T	18	76	571	7.5	41	1

RONALD JONES II'S NFL POSTSEASON RUSHING/RECEIVING STATISTICS

DATE	TEAM	RUSHING							RECEIVING				
		GP	GS	NO.	YDS.	AVG.	LG	TD	NO.	YDS.	AVG.	LG	TD
2020	Buccaneers	3	0	35	139	4.0	13	0	0	0	0.0	0	0
2021	Buccaneers	0	0	0	0	0.0	0	0	0	0	0.0	0	0
NFL TOTALS		3	0	35	139	4.0	13	0	0	0	0.0	0	0



RONALD JONES II'S NFL REGULAR SEASON RETURN STATISTICS

DATE	TEAM	KICKOFF RETURNS					PUNT RETURNS					
		RET.	YDS.	AVG.	LG	TD	NO.	FC	YDS.	AVG.	LG	TD
2018	Buccaneers	0	0	0.0	0	0	0	0	0	0.0	0	0
2019	Buccaneers	0	0	0.0	0	0	0	0	0	0.0	0	0
2020	Buccaneers	0	0	0.0	0	0	0	0	0	0.0	0	0
2021	Buccaneers	0	0	0.0	0	0	0	0	0	0.0	0	0
NFL TOTALS		0	0	0.0	0	0	0	0	0	0.0	0	0

RONALD JONES II'S NFL POSTSEASON RETURN STATISTICS

DATE	TEAM	KICKOFF RETURNS					PUNT RETURNS					
		RET.	YDS.	AVG.	LG	TD	NO.	FC	YDS.	AVG.	LG	TD
2020	Buccaneers	0	0	0.0	0	0	0	0	0	0.0	0	0
2021	Buccaneers	0	0	0.0	0	0	0	0	0	0.0	0	0
NFL TOTALS		0	0	0.0	0	0	0	0	0	0.0	0	0

SINGLE-GAME HIGHS: RUSHING/RECEIVING

<p>Rush Attempts 23 at Carolina, Nov 15, 2020 23 vs. Green Bay, Oct 18, 2020 20 at Carolina, Dec 26, 2021 20 vs. L.A. Chargers, Oct 04, 2020 19 at L.A. Rams, Sep 29, 2019</p> <p>Rushing Yards 192 at Carolina, Nov 15, 2020 113 vs. Green Bay, Oct 18, 2020 111 vs. L.A. Chargers, Oct 04, 2020 106 at Chicago, Oct 08, 2020 106 vs. Atlanta, Dec 29, 2019</p> <p>Rushing Average 9.6 vs. Atlanta, Dec 29, 2019 8.4 at Carolina, Nov 15, 2020 7.9 vs. New Orleans, Dec 19, 2021 7.3 vs. Kansas City, Nov 29, 2020 6.5 vs. Atlanta, Jan 03, 2021</p> <p>Longest Runs 98t at Carolina, Nov 15, 2020 49 vs. Houston, Dec 21, 2019 37 at Chicago, Oct 08, 2020 34 vs. Kansas City, Nov 29, 2020 33 vs. Atlanta, Dec 29, 2019</p> <p>Rushing TDs 2 vs. Green Bay, Oct 18, 2020 1 at Carolina, Dec 26, 2021 1 at Indianapolis, Nov 28, 2021 1 vs. N.Y. Giants, Nov 22, 2021 ...13 more at 1.</p> <p>Receptions 8 vs. Arizona, Nov 10, 2019 6 vs. L.A. Chargers, Oct 04, 2020 4 at N.Y. Giants, Nov 02, 2020 4 vs. Indianapolis, Dec 08, 2019 3 vs. New Orleans, Nov 08, 2020 ...4 more at 3.</p> <p>Receiving Yards 77 vs. Arizona, Nov 10, 2019 41 vs. N.Y. Giants, Sep 22, 2019 37 vs. Kansas City, Nov 29, 2020 32 vs. Houston, Dec 21, 2019 26 at Detroit, Dec 15, 2019</p>	<p>Receiving Average 10.7 vs. Houston, Dec 21, 2019 9.6 vs. Arizona, Nov 10, 2019 6.3 at Chicago, Oct 08, 2020 5.8 at N.Y. Giants, Nov 02, 2020 5.8 vs. Indianapolis, Dec 08, 2019</p> <p>Longest Receptions 41 vs. N.Y. Giants, Sep 22, 2019 37t vs. Kansas City, Nov 29, 2020 26 at Detroit, Dec 15, 2019 23 vs. Houston, Dec 21, 2019 18 vs. San Francisco, Sep 08, 2019</p> <p>Receiving TDs 1 vs. Kansas City, Nov 29, 2020</p> <p>All-Purpose Yards 198 at Carolina, Nov 15, 2020 128 vs. L.A. Chargers, Oct 04, 2020 125 at Chicago, Oct 08, 2020 121 vs. Green Bay, Oct 18, 2020 121 vs. N.Y. Giants, Sep 22, 2019</p> <p>Special Teams Tackles 1 vs. New Orleans, Dec 09, 2018</p> <p>Most TDs 2 vs. Green Bay, Oct 18, 2020 1 at Carolina, Dec 26, 2021 1 at Indianapolis, Nov 28, 2021 1 vs. N.Y. Giants, Nov 22, 2021 ...14 more at 1.</p> <p>Miscellaneous Tackles 1 vs. Atlanta, Dec 29, 2019 1 vs. Indianapolis, Dec 08, 2019</p>
--	---

SINGLE-GAME HIGHS - POSTSEASON: RUSHING/RECEIVING

<p>Rush Attempts 13 at New Orleans, Jan 17, 2021 12 vs. Kansas City, Feb 07, 2021 10 at Green Bay, Jan 24, 2021</p> <p>Rushing Yards 62 at New Orleans, Jan 17, 2021 61 vs. Kansas City, Feb 07, 2021 16 at Green Bay, Jan 24, 2021</p> <p>Rushing Average 5.1 vs. Kansas City, Feb 07, 2021 4.8 at New Orleans, Jan 17, 2021 1.6 at Green Bay, Jan 24, 2021</p>	<p>Longest Runs 13 vs. Kansas City, Feb 07, 2021 12 at New Orleans, Jan 17, 2021 10 at New Orleans, Jan 17, 2021 9 at New Orleans, Jan 17, 2021 8 vs. Kansas City, Feb 07, 2021 ...1 more at 8.</p> <p>All-Purpose Yards 62 at New Orleans, Jan 17, 2021 61 vs. Kansas City, Feb 07, 2021 16 at Green Bay, Jan 24, 2021</p>
---	---



100-YARD RUSHING GAMES (5): REGULAR SEASON

DATE	TEAM	ATT.	YDS.	AVG.	LG	TD
12/29/19	FALCONS	11	106	9.6	33	0
10/04/20	CHARGERS	20	111	5.6	23	0
10/08/20	at Bears	17	106	6.2	37	0
10/18/20	PACKERS	23	113	4.9	25	2
11/15/20	at Panthers	23	192	8.3	98t	1

2018 GAME-BY-GAME REGULAR-SEASON STATISTICS (BUCCANEERS)

DATE	OPPONENT	P/S	RUSHING					RECEIVING					W/L	SCORE	
			NO.	YDS.	AVG.	LG	TD	NO.	YDS.	AVG.	LG	TD			
09/09	at Saints													W	48-40
09/16	Eagles													W	27-21
09/24	Steelers													L	27-30
09/30	at Bears	P	10	29	2.9	7	0	1	-1	-1.0	-1	0	L	10-48	
10/14	at Falcons	P	1	3	3.0	3	0	3	16	5.3	10	0	L	29-34	
10/21	Browns	P	6	13	2.2	9	1	1	15	15.0	15	0	W	26-23+	
10/28	at Bengals	P	2	-3	-1.5	1	0	1	4	4.0	4	0	L	34-37	
11/04	at Panthers												L	28-42	
11/11	Redskins												L	3-16	
11/18	at Giants												L	35-38	
11/25	49ers												W	27-9	
12/02	Panthers	P	4	2	0.5	3	0	0	0	0.0	0	0	W	24-17	
12/09	Saints	P	0	0	0.0	0	0	0	0	0.0	0	0	L	14-28	
12/16	at Ravens	P	0	0	0.0	0	0	1	-1	-1.0	-1	0	L	12-20	
12/23	at Cowboys	P	0	0	0.0	0	0	0	0	0.0	0	0	L	20-27	
12/30	Falcons	P	0	0	0.0	0	0	0	0	0.0	0	0	L	32-34	
2018 TOTALS		9-0	23	44	1.9	9	1	7	33	4.7	15	0	5-11		

+ - Overtime

2019 GAME-BY-GAME REGULAR-SEASON STATISTICS (BUCCANEERS)

DATE	OPPONENT	P/S	RUSHING					RECEIVING					W/L	SCORE
			NO.	YDS.	AVG.	LG	TD	NO.	YDS.	AVG.	LG	TD		
09/08	49ers	P	13	75	5.8	16	0	1	18	18.0	18	0	L	17-31
09/12	at Panthers	P	4	9	2.3	12	0	0	0	0.0	0	0	W	20-14
09/22	Giants	P	14	80	5.7	25	0	1	41	41.0	41	0	L	31-32
09/29	at Rams	P	19	70	3.7	24	1	1	12	12.0	12	0	W	55-40
10/06	at Saints	P	9	35	3.9	14	0	2	21	10.5	11	0	L	24-31
10/13	Panthers	P	4	10	2.5	5t	1	0	0	0.0	0	0	L	26-37
10/27	at Titans	P	11	35	3.2	7	0	1	17	17.0	17	0	L	23-27
11/03	at Seahawks	S	18	67	3.7	15	1	2	15	7.5	12	0	L	34-40+
11/10	Cardinals	S	11	29	2.6	11	1	8	77	9.6	17	0	W	30-27
11/17	Saints	S	4	13	3.3	6	0	2	1	0.5	4	0	L	17-34
11/24	at Falcons	S	12	51	4.3	25	1	3	16	5.3	8	0	W	35-22
12/01	at Jaguars	S	6	8	1.3	5	0	0	0	0.0	0	0	W	28-11
12/08	Colts	S	11	36	3.3	10	0	4	23	5.8	9	0	W	38-35
12/15	at Lions	S	11	23	2.1	6	0	1	26	26.0	26	0	W	38-17
12/21	Texans	S	14	77	5.5	49	1	3	32	10.7	23	0	L	20-23
12/29	Falcons	S	11	106	9.6	33	0	2	10	5.0	11	0	L	22-28+
2019 TOTALS		16-9	172	724	4.2	49	6	31	309	10.0	41	0	7-9	

+ - Overtime

2020 GAME-BY-GAME REGULAR-SEASON STATISTICS (BUCCANEERS)

DATE	OPPONENT	P/S	RUSHING					RECEIVING					W/L	SCORE
			NO.	YDS.	AVG.	LG	TD	NO.	YDS.	AVG.	LG	TD		
09/13	at Saints	S	17	66	3.9	21	0	2	16	8.0	8	0	L	23-34
09/20	Panthers	S	7	23	3.3	7t	1	2	4	2.0	2	0	W	31-17
09/27	at Broncos	S	13	53	4.1	13	0	2	20	10.0	11	0	W	28-10
10/04	Chargers	S	20	111	5.6	23	0	6	17	2.8	7	0	W	38-31
10/08	at Bears	S	17	106	6.2	37	0	3	19	6.3	9	0	L	19-20
10/18	Packers	S	23	113	4.9	25	2	2	8	4.0	6	0	W	38-10
10/25	at Raiders	S	13	34	2.6	13	1	1	2	2.0	2	0	W	45-20
11/02	at Giants	S	7	23	3.3	5	0	4	23	5.8	9	0	W	25-23
11/08	Saints	S	3	9	3.0	7	0	3	9	3.0	5	0	L	3-38
11/15	at Panthers	S	23	192	8.3	98t	1	1	6	6.0	6	0	W	46-23
11/23	Rams	S	10	24	2.4	6	0	0	0	0.0	0	0	L	24-27
11/29	Chiefs	S	9	66	7.3	34	0	1	37	37.0	37t	1	L	24-27
12/13	Vikings	S	18	80	4.4	16	1	1	4	4.0	4	0	W	26-14
12/20	at Falcons												W	31-27
12/26	at Lions												W	47-7
01/03	Falcons	P	12	78	6.5	16	1	0	0	0.0	0	0	W	44-27
2020 TOTALS		14-13	192	978	5.1	98T	7	28	165	5.9	37T	1	11-5	



2021 GAME-BY-GAME REGULAR-SEASON STATISTICS (BUCCANEERS)

DATE	OPPONENT	P/S	RUSHING					RECEIVING					W/L	SCORE
			NO.	YDS.	AVG.	LG	TD	NO.	YDS.	AVG.	LG	TD		
09/09	Cowboys	P	4	14	3.5	5	0	0	0	0.0	0	0	W	31-29
09/19	Falcons	S	6	27	4.5	10	0	1	9	9.0	9	0	W	48-25
09/26	at Rams	P	5	11	2.2	5	0	0	0	0.0	0	0	L	24-34
10/03	at Patriots	P	6	25	4.2	8t	1	0	0	0.0	0	0	W	19-17
10/10	Dolphins	P	5	21	4.2	5	0	1	15	15.0	15	0	W	45-17
10/14	at Eagles	P	5	20	4.0	9	0	1	9	9.0	9	0	W	28-22
10/24	Bears	P	10	63	6.3	19	0	0	0	0.0	0	0	W	38-3
10/31	at Saints	P	3	13	4.3	9	0	1	6	6.0	6	0	L	27-36
11/14	at Football Team	P	0	0	0.0	0	0	0	0	0.0	0	0	L	19-29
11/22	Giants	P	8	33	4.1	9	1	0	0	0.0	0	0	W	30-10
11/28	at Colts	P	7	37	5.3	11	1	0	0	0.0	0	0	W	38-31
12/05	at Falcons	P	1	2	2.0	2	0	1	0	0.0	0	0	W	30-17
12/12	Bills	P	3	8	2.7	9	0	0	0	0.0	0	0	W	33-27+
12/19	Saints	P	8	63	7.9	30	0	2	8	4.0	5	0	L	0-9
12/26	at Panthers	S	20	65	3.3	16	1	2	16	8.0	13	0	W	32-6
01/02	at Jets	S	10	26	2.6	7	0	1	1	1.0	1	0	W	28-24
01/09	Panthers												W	41-17
							INACTIVE							
2021 TOTALS		16-3	101	428	4.2	30	4	10	64	6.4	15	0	13-4	

+ - Overtime

2020 GAME-BY-GAME POSTSEASON STATISTICS (BUCCANEERS)

DATE	OPPONENT	P/S	RUSHING					RECEIVING					W/L	SCORE
			NO.	YDS.	AVG.	LG	TD	NO.	YDS.	AVG.	LG	TD		
01/09	at Football Team							DID NOT PLAY					W	31-23
01/17	at Saints	P	13	62	4.8	12	0	0	0	0.0	0	0	W	30-20
01/24	at Packers	P	10	16	1.6	4	0	0	0	0.0	0	0	W	31-26
02/07	Chiefs	P	12	61	5.1	13	0	0	0	0.0	0	0	W	31-9
2020 TOTALS		3-0	35	139	4.0	13	0	0	0	0.0	0	0	4-0	

2021 GAME-BY-GAME POSTSEASON STATISTICS (BUCCANEERS)

DATE	OPPONENT	P/S	RUSHING					RECEIVING					W/L	SCORE
			NO.	YDS.	AVG.	LG	TD	NO.	YDS.	AVG.	LG	TD		
01/16	Eagles							INACTIVE					W	31-15
01/23	Rams							INACTIVE					L	27-30
2021 TOTALS		0-0	0	0	0.0	0	0	0	0	0.0	0	0	1-1	





JOSHUA KAINDOH

DEFENSIVE END #59
FLORIDA STATE



2ND YEAR IN
THE NFL

2ND YEAR WITH
THE CHIEFS

HEIGHT: 6'6"
WEIGHT: 260 LBS
DRAFTED: D4-21
BIRTHDAY: 12/27/98

- Second-year defensive end enters his second NFL season with the Chiefs in 2022.
- Originally entered the NFL as a fourth-round pick (144th overall) by the Chiefs in the 2021 NFL Draft.

Transactions:

Originally entered the NFL as a fourth-round pick (144th overall) by the Kansas City Chiefs in the 2021 NFL Draft.

COLLEGE

Appeared in 36 games with 10 starts at Florida State (2017-20) totaling 58 tackles, including 16.5 for loss with 8.0 sacks, 11 quarterback hurries, two pass breakups and one forced fumble ... During the 2020 season, started all eight games in which he appeared and recorded 13 tackles, including 3.0 for loss, one interception and one pass breakup ... Was a Seminole Scholar in 2020 ... In 2019, appeared in three games with one start before suffering a season-ending injury ... Made the ACC Honor Roll in 2019 ... In 2018, appeared in all 12 games with one start totaling 19 tackles, 4.5 for loss with 3.0 sacks, four quarterback hurries and one pass breakup ... Earned team's Academic Excellence Award in 2018 ... In 2017, contributed in all 13 games, totaling 17 tackles, 6.5 for loss, 4.0 sacks and one forced fumble ... Made the ACC Honor Roll in 2017.

PERSONAL

- Originally from Maryland, spent his final season at IMG Academy in Bradenton in 2016.
- Participated in 'The Opening' and the Under Armour All-America Game and led all players on Team Highlight with 6 tackles as well as a pass breakup and a quarterback hurry.
- Named to the All-USA Today first team defense after a 41-tackle, 7.5-sack senior season.
- Hometown: Baltimore, Md.

JOSHUA KAINDOH'S NFL REGULAR SEASON DEFENSIVE STATISTICS

DATE	TEAM	GP	GS	TACKLES							INTERCEPTIONS					O. FUMB				ST				MISC			
				TK	S	A	TFL	YDS	SK	YDS	QBH	NO	YDS	LG	TD	PD	FF	FR	TD	YDS	TK	S	A	FF	FR	S	A
2021	Chiefs	3	0	0	0	0	0	0	0	0.0	0.0	0	0	0	0	0	0	0	0	0	0	0	0	0	0	0	0
NFL TOTALS		3	0	0	0	0	0	0	0	0.0	0.0	0	0	0	0	0	0	0	0	0	0	0	0	0	0	0	0

JOSHUA KAINDOH'S NFL POSTSEASON DEFENSIVE STATISTICS

DATE	TEAM	GP	GS	TACKLES							INTERCEPTIONS					O. FUMB				ST				MISC			
				TK	S	A	TFL	YDS	SK	YDS	QBH	NO	YDS	LG	TD	PD	FF	FR	TD	YDS	TK	S	A	FF	FR	S	A
2021	Chiefs	0	0	0	0	0	0	0	0	0.0	0.0	0	0	0	0	0	0	0	0	0	0	0	0	0	0	0	0
NFL TOTALS		0	0	0	0	0	0	0	0	0.0	0.0	0	0	0	0	0	0	0	0	0	0	0	0	0	0	0	0



2021 GAME-BY-GAME REGULAR-SEASON STATISTICS (CHIEFS)

DATE	OPPONENT	P/S	TACKLES							INTERCEPTIONS					O. FUMB				ST				MISC		W/L	SCORE	
			TK	S	A	SK	YDS	TFL	YDS	QBH	NO	YDS	LG	TD	PD	FF	FR	TD	YDS	TK	S	A	FF	FR			S
09/12	Browns	P	0	0	0	0.0	0.0	0	0	0	0	0	0	0	0	0	0	0	0	0	0	0	0	0	0	W	33-29
09/19	at Ravens		INACTIVE																							L	35-36
09/26	Chargers	P	0	0	0	0.0	0.0	0	0	0	0	0	0	0	0	0	0	0	0	0	0	0	0	0	0	L	24-30
10/03	at Eagles	P	0	0	0	0.0	0.0	0	0	0	0	0	0	0	0	0	0	0	0	0	0	0	0	0	0	W	42-30
10/10	Bills		RESERVE/INJURED																							L	20-38
10/17	at Football Team		RESERVE/INJURED																							W	31-13
10/24	at Titans		RESERVE/INJURED																							L	3-27
11/01	Giants		RESERVE/INJURED																							W	20-17
11/07	Packers		RESERVE/INJURED																							W	13-7
11/14	at Raiders		RESERVE/INJURED																							W	41-14
11/21	Cowboys		RESERVE/INJURED																							W	19-9
12/05	Broncos		RESERVE/INJURED																							W	22-9
12/12	Raiders		RESERVE/INJURED																							W	48-9
12/16	at Chargers		RESERVE/INJURED																							W	34-28+
12/26	Steelers		RESERVE/INJURED																							W	36-10
01/02	at Bengals		RESERVE/INJURED																							L	31-34
01/08	at Broncos		RESERVE/INJURED																							W	28-24
2021 TOTALS		3-0	0	0	0	0.0	0.0	0	0	0	0	0	0	0	0	0	0	0	0	0	0	0	0	0	0	0	12-5

+ - Overtime

2021 GAME-BY-GAME POSTSEASON STATISTICS (CHIEFS)

DATE	OPPONENT	P/S	TACKLES							INTERCEPTIONS					O. FUMB				ST				MISC		W/L	SCORE	
			TK	S	A	SK	YDS	TFL	YDS	QBH	NO	YDS	LG	TD	PD	FF	FR	TD	YDS	TK	S	A	FF	FR			S
01/16	Steelers		INACTIVE																							W	42-21
01/23	Bills		INACTIVE																							W	42-36+
01/30	Bengals		INACTIVE																							L	24-27+
2021 TOTALS			0	0	0	0.0	0.0	0	0	0	0	0	0	0	0	0	0	0	0	0	0	0	0	0	0	0	2-1

+ - Overtime





AZUR KAMARA

DEFENSIVE END #93
KANSAS



3RD YEAR IN THE NFL

1ST YEAR WITH THE CHIEFS

HEIGHT: 6'4"
WEIGHT: 235 LBS
DRAFTED: FA-22
BIRTHDAY: 9/26/98

- Third-year defensive end enters his first season with the Chiefs in 2022.
- Originally entered the NFL as an undrafted free agent with the Cowboys in 2020.

Transactions:

Signed by Kansas City (7/26/22) ... Released by the Panthers (5/11/22) ... Acquired via waivers by the Panthers from the Cowboys (12/21/21) ... Released by the Cowboys (12/20/21) ... Signed by the Cowboys (4/27/20).

COLLEGE

Played in 19 games over two seasons with Kansas, recording 66 tackles, 10.5 tackles for loss, 5.0 sacks and one pass deflection ... Made the transition from defensive end to linebacker as a senior in 2019 and led the team with 4.0 sacks and finished second with 6.5 stops for losses to earn honorable mention All-Big 12 honors ... Collected 16 tackles, five tackles for loss and one sack in three starts in 2018 as a junior ... Prior to Kansas, attended Arizona Western College for the 2016-17 seasons, where he led the team with 15.5 tackles for loss during his sophomore season ... Also recorded 12.5 sacks, three forced fumbles, a pass breakup and a blocked kick while leading his team to the 2017 NJCAA national title game ... Posted 45 tackles, 13.5 tackles for loss, 8.0 sacks, four forced fumbles and two fumble recoveries during his freshman campaign.

PERSONAL

- Born in Ivory Coast (Africa) and came to the United States as a refugee after originally fleeing to Guinea.
- Went to Central HS in Phoenix, Ariz.
- Collected 106 total tackses, including 25.5 sacks, during his senior season at Central HS in 2015.
- Also caused four fumbles and recovered one.
- Earned first team all-conference on both offense and defense.
- Named to the All-USA Arizona High School football team following his senior season.
- Coached by Jon Clanton at CHS.

AZUR KAMARA'S NFL REGULAR SEASON DEFENSIVE STATISTICS

DATE	TEAM	GP	GS	TACKLES							INTERCEPTIONS					O. FUMB				ST			MISC									
				TK	S	A	TFL	YDS	SK	YDS	QBH	NO	YDS	LG	TD	PD	FF	FR	TD	YDS	TK	S	A	FF	FR	S	A					
2020	Cowboys	0	0	0	0	0	0	0	0	0.0	0.0	0	0	0	0	0	0	0	0	0	0	0	0	0	0	0	0	0				
2021	Cowboys	9	0	2	2	0	0	0	0	0.0	0.0	1	0	0	0	0	0	0	0	0	0	0	0	0	1	0	1	0	0	0	0	
Went from Dallas to Carolina.																																
2021	Panthers	0	0	0	0	0	0	0	0	0.0	0.0	0	0	0	0	0	0	0	0	0	0	0	0	0	0	0	0	0	0	0	0	
2021	TOTAL	9	0	2	2	0	0	0	0	0.0	0.0	1	0	0	0	0	0	0	0	0	0	0	0	0	0	1	0	1	0	0	0	0
NFL TOTALS		9	0	2	2	0	0	0	0	0.0	0.0	1	0	0	0	0	0	0	0	0	0	0	0	0	0	1	0	1	0	0	0	0

SINGLE-GAME HIGHS: DEFENSIVE

- Total Tackles** 1 vs. Carolina, Oct 03, 2021
- Solo Tackles** 1 vs. Carolina, Oct 03, 2021
- 1 at L.A. Chargers, Sep 19, 2021
- 1 at L.A. Chargers, Sep 19, 2021
- Special Teams Tackles** 1 vs. Philadelphia, Sep 27, 2021



2020 GAME-BY-GAME REGULAR-SEASON STATISTICS (COWBOYS)

DATE	OPPONENT	P/S	TACKLES							INTERCEPTIONS					O. FUMB				ST				MISC		W/L	SCORE		
			TK	S	A	SK	YDS	TFL	YDS	QBH	NO	YDS	LG	TD	PD	FF	FR	TD	YDS	TK	S	A	FF	FR			S	A
09/13	at Rams																									L	17-20	
09/20	Falcons																									W	40-39	
09/27	at Seahawks																									L	31-38	
10/04	Browns																									L	38-49	
10/11	Giants																									W	37-34	
10/19	Cardinals																									L	10-38	
10/25	at Football Team																									L	3-25	
11/01	at Eagles																									L	9-23	
11/08	Steelers																									L	19-24	
11/22	at Vikings																									W	31-28	
11/26	Football Team																									L	16-41	
12/08	at Ravens																									L	17-34	
12/13	at Bengals																									W	30-7	
12/20	49ers																									W	41-33	
12/27	Eagles																									W	37-17	
01/03	at Giants																									L	19-23	
2020 TOTALS			0	0	0	0.0	0.0	0	0	0	0	0	0	0	0	0	0	0	0	0	0	0	0	0	0	0	0	6-10

2021 GAME-BY-GAME REGULAR-SEASON STATISTICS (COWBOYS/PANTHERS)

DATE	OPPONENT	P/S	TACKLES							INTERCEPTIONS					O. FUMB				ST				MISC		W/L	SCORE			
			TK	S	A	SK	YDS	TFL	YDS	QBH	NO	YDS	LG	TD	PD	FF	FR	TD	YDS	TK	S	A	FF	FR			S	A	
09/09	at Buccaneers																										L	29-31	
09/19	at Chargers	P	1	1	0	0.0	0.0	0	0	0	0	0	0	0	0	0	0	0	0	0	0	0	0	0	0	0	W	20-17	
09/27	Eagles	P	0	0	0	0.0	0.0	0	0	0	0	0	0	0	0	0	0	0	0	0	0	0	0	0	0	0	W	41-21	
10/03	Panthers	P	1	1	0	0.0	0.0	0	0	0	0	0	0	0	0	0	0	0	0	0	0	0	0	0	0	0	W	36-28	
10/10	Giants	P	0	0	0	0.0	0.0	0	0	0	0	0	0	0	0	0	0	0	0	0	0	0	0	0	0	0	W	44-20	
10/17	at Patriots	P	0	0	0	0.0	0.0	0	0	0	0	0	0	0	0	0	0	0	0	0	0	0	0	0	0	0	W	35-29+	
10/31	at Vikings																										W	20-16	
11/07	Broncos	P	0	0	0	0.0	0.0	0	0	0	0	0	0	0	0	0	0	0	0	0	0	0	0	0	0	0	L	16-30	
11/14	Falcons	P	0	0	0	0.0	0.0	0	0	0	0	0	0	0	0	0	0	0	0	0	0	0	0	0	0	0	W	43-3	
11/21	at Chiefs	P	0	0	0	0.0	0.0	0	0	0	0	0	0	0	0	0	0	0	0	0	0	0	0	0	0	0	L	9-19	
11/25	Raiders	P	0	0	0	0.0	0.0	0	0	0	0	0	0	0	0	0	0	0	0	0	0	0	0	0	0	0	L	33-36+	
12/02	at Saints																										W	27-17	
12/12	at Football Team																										W	27-20	
12/19	at Giants																										W	21-6	
12/26	Buccaneers																										L	6-32	
01/02	at Saints																										L	10-18	
01/09	at Buccaneers																										L	17-41	
2021 TOTALS		9-0	2	2	0	0.0	0.0	0	0	0	0	0	0	0	0	0	0	0	0	0	0	0	0	0	0	0	0	10-7	

+ - Overtime






GEORGE KARLAFTIS

DEFENSIVE END #56
PURDUE

ROOKIE

HEIGHT: 6'4"
WEIGHT: 263 LBS
DRAFTED: D1B-22
BIRTHDAY: 4/3/01



- 👁️ Rookie defensive end enters his first season with the Chiefs in 2022.
- 👁️ Originally entered the NFL as the second of two first-round draft picks (30th overall) by the Kansas City Chiefs in the 2022 NFL Draft.

Transactions:

Originally entered the NFL as the second of two first-round draft picks (30th overall) by the Kansas City Chiefs in the 2022 NFL Draft.

COLLEGE

Three-year letterwinner at Purdue ... Played 27 games, logging 99 tackles (64 solo), including 25.5 for a loss of 138 yards ... Recorded 12.5 sacks (-80.0 yards), one interception, five passes defensed, four forced fumbles and two fumble recoveries ... Earned second-team All-Big Ten, as well as Academic All-Big Ten honors in 2020 ... Named first-team *Associated Press* Freshman All-American as a freshman in 2019.

PERSONAL

- 👁️ Selected to play in 2019 U.S. Army All-American Bowl, where he received national Defensive Player of the Year honor.
- 👁️ Team went 15-0 in 2018, winning Indiana Class 3A state championship.
- 👁️ Indiana Class 3A Player of the Year.
- 👁️ 2018 Top 50 All-Indiana by Indiana Football Coaches Association.
- 👁️ *Associated Press* All-State Class 3A as a senior.
- 👁️ 2018 IndyStar Mr. Football Defensive Lineman of the Year.
- 👁️ According to MaxPreps, finished his senior season with 106 tackles, including 56 for loss and 17.5 sacks.
- 👁️ Via MaxPreps, he finished his prep career with 332 tackles, including 84 tackles for loss and 41 sacks.
- 👁️ Back-to-back state champion in shot put - 59 feet, 5 1/2 inches as a sophomore and 60 feet, 1/2 inch as a junior.
- 👁️ Moved to West Lafayette, Indiana, from Athens, Greece, in eighth grade, when he began playing football.



TRAVIS KELCE



TIGHT END #87
CINCINNATI

10TH YEAR IN
THE NFL

10TH YEAR WITH
THE CHIEFS

HEIGHT: 6'5"
WEIGHT: 250 LBS
DRAFTED: D3A-13
BIRTHDAY: 10/5/89



- 👁️ 10th-year tight end enters his 10th season with the Chiefs in 2022.
- 👁️ For the fifth-straight season in 2020, Kelce eclipsed 1,000 receiving yards, extending his previously established NFL record for tight ends of four such seasons.
- 👁️ With 1,416 receiving yards in 2020, set the NFL record for the most receiving yards by a tight end in NFL history, passing 49ers TE George Kittle's previous record of 1,377 yards set in 2018. He finished the 2020 season with 1,643 receiving yards in the regular and postseason, also the most by a tight end in NFL history.
- 👁️ Became the fastest tight end in NFL history to reach the 500-reception plateau, doing so in 95 career games played.
- 👁️ Was voted by teammates as an offensive team captain prior to the club's 2017, 2018, 2019, 2020 and 2021 playoff games.
- 👁️ Spent the majority of the 2013 season on the club's injured reserve list.
- 👁️ Originally entered the league as the first of two Kansas City third-round draft selections (63rd overall) in the 2013 NFL Draft.

Career Highlights:

- 👁️ Currently has 29 regular season games of 100 receiving yards or more, for the most such games in team history and ranks as the third-most 100-yard games by a tight end in league history.
- 👁️ He crossed the 9,000 career yards mark against the Denver Broncos during the last game of the regular season (1/8/22). Entering 2022, Kelce owns 9,006 career receiving yards, ranking second in franchise history for most receiving yards by any player and second-most receiving yards by a tight end (behind Tony Gonzalez). He becomes just the sixth tight end in NFL history to reach 9,000 career receiving yards and is the quickest tight end to reach that mark, accomplishing the feat in just 127 games to beat the old mark of 140 games set by Rob Gronkowski.
- 👁️ Kelce became the fastest tight end in NFL history to 8,000 yards (113 games) during the game against the Baltimore Ravens (9/19/21), beating the previous mark of 120 games by Gronkowski.
- 👁️ Week 15 against the Chargers, Kelce recorded a career-high 191 yards on 10 receptions with two receiving touchdowns, including a fourth-quarter seven-yard score and the game-winning 34-yard catch-and-run touchdown in overtime.
- 👁️ Entering 2022, Kelce has caught a pass in 126 consecutive games, the second-longest streak in franchise history behind Tony Gonzalez's 126 consecutive games.

- 👁️ Entering 2022, Kelce owns 52 career receiving touchdowns, tying for second in team history.
- 👁️ Recorded 105 receptions in 2020, setting the franchise record for most receptions in a single-season by any pass catcher. He also became the first Chiefs player to record multiple seasons with 100 or more receptions.
- 👁️ Finished the 2020 season with 1,416 receiving yards. Kelce and WR Tyreek Hill (1,276) both recorded 1,000+ receiving yards and 10+ receiving touchdowns in 2020. It marked the second time in franchise history that the club had a pair of players accomplish this feat, with Hill and Kelce also doing so in 2018. It marks the 16th time in NFL history that a team had at least two players with 10+ receiving touchdowns and 1,000+ receiving yards in the same season. Kelce and Hill are just the third pair of teammates to accomplish the feat in multiple seasons with the same team, joining Cris Carter and Randy Moss (Minnesota, 1998 and 1999) and Demaryius Thomas and Eric Decker (Denver, 2012 and 2013).
- 👁️ With 109 receiving yards versus the New York Jets (11/1/20), Kelce became just the third tight end in NFL history with at least 7,000 receiving yards in his first eight seasons, joining Rob Gronkowski (7,179) and Antonio Gates (7,005). Kelce finished his eighth season in the NFL with 7,881 career receiving yards.
- 👁️ In Week 15 against New Orleans (12/20/20), successfully completed his fourth-career two-point conversion setting a Chiefs record for the most two-point conversions in a career. He passed PFHOF TE Tony Gonzalez for the most in franchise history.
- 👁️ Recorded his first-career rushing touchdown on a four-yard carry in Week 14 against New England (12/8/19).
- 👁️ With 473 receptions and 6,069 receiving yards in his first 91 career NFL games, became the fastest tight end in NFL history to reach 450+ receptions and 6,000+ receiving yards, passing Pro Football Hall of Fame TE Kellen Winslow who accomplished the feat in 94 career games.
- 👁️ During the 2018 season recorded 1,336 receiving yards the most by a tight end in a single-season in Chiefs history. He also briefly broke the NFL single-season receiving yards record before San Francisco TE George Kittle broke the record later that same day.

Postseason Career Highlights:

- 👁️ Became the second tight end in NFL history to throw a touchdown pass in the postseason after throwing a two-yard pass to WR Byron Pringle in the AFC Wild Card game versus the Steelers (1/16/22). The only other tight end to throw a postseason touchdown pass is Trey Burton, who completed a



one-yard touchdown pass to QB Nick Foles for the Philadelphia Eagles in Super Bowl LII (2/4/18).

- ☞ Appeared in 15th career postseason game with the club versus the Cincinnati Bengals (1/30/22), establishing a new franchise record for most postseason games played.

- ☞ Caught game-winning pass from QB Patrick Mahomes in the AFC Divisional Round to beat the Buffalo Bills in overtime.

- ☞ His 12 career receiving touchdowns, 106 receptions, 1,291 receiving yards and 1,293 scrimmage yards in the postseason are all the most in franchise history.

- ☞ His seven career 100-yard receiving games in the postseason are the most in franchise history.

- ☞ Led the Chiefs with four receiving touchdowns in the 2019 postseason, including a one-yard score in Super Bowl LIV against San Francisco.

- ☞ In the AFC Divisional Round against Houston (1/12/20) scored three receiving touchdowns, the most receiving touchdowns scored in a postseason game in Chiefs history. All three scores came in the second quarter, making him the first player in the Super Bowl era to record three receiving touchdowns in a single quarter in a postseason game.

- ☞ With 133 yards in Super Bowl LV recorded his third-consecutive postseason game with 100+ receiving yards. He became the first TE in NFL history to record three-consecutive 100-yard games in a single postseason. He joined Arizona WR Larry Fitzgerald, who recorded four-consecutive 100-yard

games in the 2008 postseason, as only the only two players in NFL history with at least three-consecutive 100-yard games in the same postseason.

Honors:

- ☞ Selected to the Pro Bowl following the 2015, 2016, 2017, 2018, 2019, 2020 and 2021 seasons.

- ☞ Named an AP All-Pro following the 2016 (first-team), 2017 (second-team), 2018 (first-team), 2019 (second-team), 2020 (first-team; unanimous) and 2021 (second-team) seasons.

- ☞ Received PFWA All-NFL Team honors in 2018 and 2020.

- ☞ Received PFWA All-AFC Team honors in 2016, 2017, 2018 and 2019.

- ☞ Received TSN All-NFL Team honors in 2016, 2019, 2020 and 2021.

- ☞ 2021 Week 15 AFC Offensive Player of the Week.

- ☞ 2020 Chiefs Derrick Thomas Most Valuable Player.

- ☞ 2010's Pro Football Hall of Fame All-Decade Team.

- ☞ 2017 PFWA All-Pro (first-team).

- ☞ 2016 Sporting News All-Pro.

- ☞ 2014 Ed Block Courage Award.

Transactions:

Re-signed with Kansas City (8/14/20) ... Re-signed with Kansas City (1/29/16) ... Originally entered the NFL as the first of two Kansas City third-round draft picks (63rd overall) in the 2013 NFL Draft.

COLLEGE

Played in 35 games (12 starts) at Cincinnati ... Spent the bulk of his 11-game freshman campaign being utilized as a quarterback ... Caught 59 passes for 875 yards (14.83 avg.) and 10 touchdowns, adding 47 yards and two scores on eight carries (5.88 avg.), in addition to recording two tackles (one solo) with a 13-yard kickoff return while completing his only pass attempt for a 39-yard touchdown ... In 21 games as a tight end, he snared 59-of-71 passes targeted to him, as his success rate (83.10 pct.) was the best for any active player in the collegiate ranks.

PERSONAL

- ☞ Three-year letterwinner at quarterback at Cleveland Heights High School.

- ☞ Recognized with All-Lake Erie League honors after totaling 2,539 yards of total offense as a senior and collected 1,016 yards rushing, including 10 touchdowns and 1,523 passing yards on 103-of-198 attempts, with 21 scores and eight interceptions in 2007.

- ☞ Brother, Jason Kelce, was a sixth round (191st overall) pick of the 2011 NFL Draft by the Philadelphia Eagles and was the starting center on the Super Bowl LII Championship Eagles team.

- ☞ In 2015, founded The Eighty-Seven & Running Foundation that helps underserved youth strive to become productive citizens by mentoring and motivating them to explore and develop their abilities while learning critical life skills.

- ☞ Majored in exploratory studies.

- ☞ Hometown: Cleveland Heights, Ohio.

TRAVIS KELCE'S NFL REGULAR SEASON RUSHING/RECEIVING STATISTICS

DATE	TEAM	GP	GS	RECEIVING					RUSHING				
				NO.	YDS.	AVG.	LG	TD	NO.	YDS.	AVG.	LG	TD
2013	Chiefs	1	0	0	0	0.0	0	0	0	0	0.0	0	0
2014	Chiefs	16	11	67	862	12.9	34	5	0	0	0.0	0	0
2015	Chiefs	16	16	72	875	12.2	42t	5	0	0	0.0	0	0
2016	Chiefs	16	15	85	1,125	13.2	80t	4	1	-5	-5.0	-5	0
2017	Chiefs	15	15	83	1,038	12.5	44	8	2	7	3.5	4	0
2018	Chiefs	16	16	103	1,336	13.0	43	10	0	0	0.0	0	0
2019	Chiefs	16	16	97	1,229	12.7	47	5	1	4	4.0	4t	1
2020	Chiefs	15	15	105	1,416	13.5	45	11	0	0	0.0	0	0
2021	Chiefs	16	16	92	1,125	12.2	69	9	2	3	1.5	4t	1
NFL TOTALS		127	120	704	9,006	12.8	80T	57	6	9	1.5	4T	2



TRAVIS KELCE'S NFL POSTSEASON RUSHING/RECEIVING STATISTICS

DATE	TEAM	GP	GS	RECEIVING					RUSHING				
				NO.	YDS.	AVG.	LG	TD	NO.	YDS.	AVG.	LG	TD
2013	Chiefs	0	0	0	0	0.0	0	0	0	0	0.0	0	0
2015	Chiefs	2	2	14	151	10.8	48	0	0	0	0.0	0	0
2016	Chiefs	1	1	5	77	15.4	24	0	0	0	0.0	0	0
2017	Chiefs	1	1	4	66	16.5	27	1	0	0	0.0	0	0
2018	Chiefs	2	2	10	131	13.1	30	1	0	0	0.0	0	0
2019	Chiefs	3	3	19	207	10.9	28	4	1	2	2.0	2	0
2020	Chiefs	3	3	31	360	11.6	33	3	0	0	0.0	0	0
2021	Chiefs	3	3	23	299	13.0	48t	3	0	0	0.0	0	0
NFL TOTALS		15	15	106	1,291	12.2	48T	12	1	2	2.0	2	0

TRAVIS KELCE'S NFL REGULAR SEASON PASSING/RUSHING STATISTICS

DATE	TEAM	GP	GS	PASSING										RUSHING					
				ATT.	CMP.	PCT.	YDS	AVG.	TD	INT.	LG	SK	LST	RATE	NO.	YDS.	AVG.	LG	TD
2013	Chiefs	1	0	0	0	0.0	0	0.0	0	0	0	0	0	0.0	0	0	0.0	0	0
2014	Chiefs	16	11	0	0	0.0	0	0.0	0	0	0	0	0	0.0	0	0	0.0	0	0
2015	Chiefs	16	16	0	0	0.0	0	0.0	0	0	0	0	0	0.0	0	0	0.0	0	0
2016	Chiefs	16	15	0	0	0.0	0	0.0	0	0	0	0	0	0.0	1	-5	-5.0	0	0
2017	Chiefs	15	15	1	0	0.0	0	0.0	0	1	0	0	0	0.0	2	7	3.5	4	0
2018	Chiefs	16	16	0	0	0.0	0	0.0	0	0	0	0	0	0.0	0	0	0.0	0	0
2019	Chiefs	16	16	0	0	0.0	0	0.0	0	0	0	0	0	0.0	1	4	4.0	4t	1
2020	Chiefs	15	15	2	1	50.0	4	2.0	0	0	4	0	0	56.3	0	0	0.0	0	0
2021	Chiefs	16	16	0	0	0.0	0	0.0	0	0	0	0	0	0.0	2	3	1.5	4t	1
TOTALS		127	120	3	1	33.3	4	1.3	0	1	4	0	0	2.8	6	9	1.5	4T	2

SINGLE-GAME HIGHS: RUSHING/RECEIVING

Rush Attempts	1 at Cincinnati, Jan 02, 2022 1 vs. Dallas, Nov 21, 2021 1 at New England, Dec 08, 2019 ...3 more at 1.	Receiving Average	29.3 at Jacksonville, Sep 08, 2019 23.5 at N.Y. Jets, Dec 03, 2017 23.3 vs. New England, Oct 05, 2020 20.3 at Denver, Sep 14, 2014 20.2 vs. Oakland, Dec 08, 2016
Rushing Yards	4 vs. Dallas, Nov 21, 2021 4 at New England, Dec 08, 2019 4 at New England, Sep 07, 2017 3 vs. Washington, Oct 02, 2017	Longest Receptions	80t vs. Denver, Dec 25, 2016 69 at L.A. Chargers, Dec 16, 2021 47 vs. Oakland, Dec 01, 2019 46t at Baltimore, Sep 19, 2021 45 vs. New England, Oct 05, 2020
Longest Runs	4t vs. Dallas, Nov 21, 2021 4t at New England, Dec 08, 2019 4 at New England, Sep 07, 2017 3 vs. Washington, Oct 02, 2017	Receiving TDs	2 at L.A. Chargers, Dec 16, 2021 2 vs. Cleveland, Sep 12, 2021 2 at Buffalo, Oct 19, 2020 ...5 more at 2.
Rushing TDs	1 vs. Dallas, Nov 21, 2021 1 at New England, Dec 08, 2019	All-Purpose Yards	191 at L.A. Chargers, Dec 16, 2021 168 at Oakland, Dec 02, 2018 160 vs. Denver, Dec 25, 2016 159 vs. Carolina, Nov 08, 2020 142 vs. Denver, Dec 15, 2019
Receptions	12 at Oakland, Dec 02, 2018 11 vs. Denver, Dec 15, 2019 11 vs. Denver, Dec 25, 2016 10 at L.A. Chargers, Dec 16, 2021 10 vs. Carolina, Nov 08, 2020 ...1 more at 10.	Most TDs	2 at L.A. Chargers, Dec 16, 2021 2 vs. Cleveland, Sep 12, 2021 2 at Buffalo, Oct 19, 2020 ...5 more at 2.
Receiving Yards	191 at L.A. Chargers, Dec 16, 2021 168 at Oakland, Dec 02, 2018 160 vs. Denver, Dec 25, 2016 159 vs. Carolina, Nov 08, 2020 142 vs. Denver, Dec 15, 2019	Miscellaneous Tackles	1 at Baltimore, Sep 19, 2021 1 vs. Indianapolis, Oct 06, 2019 1 vs. Denver, Oct 28, 2018 ...1 more at 1.



SINGLE-GAME HIGHS - POSTSEASON: RUSHING/RECEIVING

Rush Attempts 1 vs. San Francisco, Feb 02, 2020
Rushing Yards 2 vs. San Francisco, Feb 02, 2020
Longest Runs 2 vs. San Francisco, Feb 02, 2020
Receptions 13 vs. Buffalo, Jan 24, 2021
 10 vs. Cincinnati, Jan 30, 2022
 10 at Tampa Bay, Feb 07, 2021
 10 vs. Houston, Jan 12, 2020
 8 vs. Buffalo, Jan 23, 2022
 ...2 more at 8.

Receiving Yards 134 vs. Houston, Jan 12, 2020
 133 at Tampa Bay, Feb 07, 2021
 128 at Houston, Jan 09, 2016
 118 vs. Buffalo, Jan 24, 2021
 109 vs. Cleveland, Jan 17, 2021

Receiving Average 21.6 vs. Pittsburgh, Jan 16, 2022
 16.5 vs. Tennessee, Jan 06, 2018
 16.0 at Houston, Jan 09, 2016
 15.4 vs. Indianapolis, Jan 12, 2019
 15.4 vs. Pittsburgh, Jan 15, 2017

Longest Receptions 48t vs. Pittsburgh, Jan 16, 2022
 48 at Houston, Jan 09, 2016
 33 at Tampa Bay, Feb 07, 2021
 31 vs. Pittsburgh, Jan 16, 2022
 30 vs. Indianapolis, Jan 12, 2019
Receiving TDs 3 vs. Houston, Jan 12, 2020
 2 vs. Buffalo, Jan 24, 2021
 1 vs. Cincinnati, Jan 30, 2022
 1 vs. Buffalo, Jan 23, 2022
 1 vs. Pittsburgh, Jan 16, 2022
 ...4 more at 1.

All-Purpose Yards 134 vs. Houston, Jan 12, 2020
 133 at Tampa Bay, Feb 07, 2021
 128 at Houston, Jan 09, 2016
 118 vs. Buffalo, Jan 24, 2021
 109 vs. Cleveland, Jan 17, 2021
Most TDs 3 vs. Houston, Jan 12, 2020
 2 vs. Pittsburgh, Jan 16, 2022
 2 vs. Buffalo, Jan 24, 2021
 1 vs. Cincinnati, Jan 30, 2022
 1 vs. Buffalo, Jan 23, 2022
 ...4 more at 1.

Miscellaneous Tackles 1 vs. Cincinnati, Jan 30, 2022

100-YARD RECEIVING GAMES (29): REGULAR SEASON

DATE	TEAM	NO.	YDS.	AVG.	LG	TD
12/07/14	at Cardinals	7	110	15.7	29	0
09/13/15	at Texans	6	106	17.7	42t	2
10/30/16	at Colts	7	101	14.4	21	1
11/20/16	BUCCANEERS	7	108	15.4	44	0
11/27/16	at Broncos	8	101	12.6	21	0
12/04/16	at Falcons	8	140	17.5	35	0
12/08/16	RAIDERS	5	101	20.2	34	0
12/25/16	BRONCOS	11	160	14.5	80t	1
09/17/17	EAGLES	8	103	12.9	44	1
10/02/17	COMMANDERS	7	111	15.9	32	1
10/30/17	BRONCOS	7	133	19.0	33	1
11/19/17	at Giants	8	109	13.6	32	0
09/16/18	at Steelers	7	109	15.6	31	2
09/23/18	49ERS	8	114	14.3	25	0
10/07/18	JAGUARS	5	100	20.0	40	0
11/19/18	at Rams	10	127	12.7	37	1
12/02/18	at Raiders	12	168	14.0	28	2
09/15/19	at Raiders	7	107	15.3	34	1
12/15/19	BRONCOS	11	142	12.9	21	0
10/11/20	RAIDERS	8	108	13.5	32	1
11/01/20	JETS	8	109	13.6	25	1
11/08/20	PANTHERS	10	159	15.9	44	0
11/22/20	at Raiders	8	127	15.9	22t	1
12/06/20	BRONCOS	8	136	17.0	28	1
12/13/20	at Dolphins	8	136	17.0	32	1
09/19/21	at Ravens	7	109	15.6	46t	1
09/26/21	CHARGERS	7	104	14.9	28	0
11/14/21	at Raiders	8	119	14.9	30	0
12/16/21	at Chargers	10	191	19.1	69	2

100-YARD RECEIVING GAMES (7): POSTSEASON

DATE	TEAM	NO.	YDS.	AVG.	LG	TD
01/09/16	at Texans	8	128	16.0	48	0
01/12/19	COLTS	7	108	15.4	30	0
01/12/20	TEXANS	10	134	13.4	28	3
01/17/21	BROWNS	8	109	13.6	24	1
01/24/21	BILLS	13	118	9.1	17	2
02/07/21	at Buccaneers	10	133	13.3	33	0
01/16/22	STEELERS	5	108	21.6	48t	1



2013 GAME-BY-GAME REGULAR-SEASON STATISTICS (CHIEFS)

DATE	OPPONENT	P/S	RECEIVING					RUSHING					W/L	SCORE
			NO.	YDS.	AVG.	LG	TD	NO.	YDS.	AVG.	LG	TD		
09/08	at Jaguars												W	28-2
09/15	Cowboys	P	0	0	0.0	0	0	0	0	0.0	0	0	W	17-16
09/19	at Eagles												W	26-16
09/29	Giants												W	31-7
10/06	at Titans												W	26-17
10/13	Raiders												W	24-7
10/20	Texans												W	17-16
11/03	at Bills												W	23-13
11/17	at Broncos												L	17-27
11/24	Chargers												L	38-41
12/01	Broncos												L	28-35
12/08	at Redskins												W	45-10
12/22	Colts												L	7-23
12/29	at Chargers												L	24-27+
2013 TOTALS		1-0	0	0	0.0	0	0	0	0	0.0	0	0	9-5	

+ - Overtime

2014 GAME-BY-GAME REGULAR-SEASON STATISTICS (CHIEFS)

DATE	OPPONENT	P/S	RECEIVING					RUSHING					W/L	SCORE
			NO.	YDS.	AVG.	LG	TD	NO.	YDS.	AVG.	LG	TD		
09/07	Titans	P	3	49	16.3	27	0	0	0	0.0	0	0	L	10-26
09/14	at Broncos	P	4	81	20.3	24	0	0	0	0.0	0	0	L	17-24
09/21	at Dolphins	S	3	36	12.0	20t	1	0	0	0.0	0	0	W	34-15
09/29	Patriots	S	8	93	11.6	33	1	0	0	0.0	0	0	W	41-14
10/05	at 49ers	S	2	15	7.5	13	1	0	0	0.0	0	0	L	17-22
10/19	at Chargers	P	4	33	8.3	16	0	0	0	0.0	0	0	W	23-20
10/26	Rams	S	4	45	11.3	17	0	0	0	0.0	0	0	W	34-7
11/02	Jets	S	4	67	16.8	34	1	0	0	0.0	0	0	W	24-10
11/09	at Bills	P	2	19	9.5	13	0	0	0	0.0	0	0	W	17-13
11/16	Seahawks	S	3	37	12.3	23	0	0	0	0.0	0	0	W	24-20
11/20	at Raiders	S	4	67	16.8	27	0	0	0	0.0	0	0	L	20-24
11/30	Broncos	P	3	36	12.0	19	0	0	0	0.0	0	0	L	16-29
12/07	at Cardinals	S	7	110	15.7	29	0	0	0	0.0	0	0	L	14-17
12/14	Raiders	S	5	59	11.8	20t	1	0	0	0.0	0	0	W	31-13
12/21	at Steelers	S	4	31	7.8	13	0	0	0	0.0	0	0	L	12-20
12/28	Chargers	S	7	84	12.0	24	0	0	0	0.0	0	0	W	19-7
2014 TOTALS		16-11	67	862	12.9	34	5	0	0	0.0	0	0	9-7	

2015 GAME-BY-GAME REGULAR-SEASON STATISTICS (CHIEFS)

DATE	OPPONENT	P/S	RECEIVING					RUSHING					W/L	SCORE
			NO.	YDS.	AVG.	LG	TD	NO.	YDS.	AVG.	LG	TD		
09/13	at Texans	S	6	106	17.7	42t	2	0	0	0.0	0	0	W	27-20
09/17	Broncos	S	4	58	14.5	29	0	0	0	0.0	0	0	L	24-31
09/28	at Packers	S	6	80	13.3	38	0	0	0	0.0	0	0	L	28-38
10/04	at Bengals	S	5	49	9.8	14	0	0	0	0.0	0	0	L	21-36
10/11	Bears	S	3	35	11.7	16	0	0	0	0.0	0	0	L	17-18
10/18	at Vikings	S	5	88	17.6	37	0	0	0	0.0	0	0	L	10-16
10/25	Steelers	S	5	73	14.6	26	0	0	0	0.0	0	0	W	23-13
11/01	Lions	S	6	49	8.2	18	1	0	0	0.0	0	0	W	45-10
11/15	at Broncos	S	5	36	7.2	9	0	0	0	0.0	0	0	W	29-13
11/22	at Chargers	S	5	46	9.2	16	0	0	0	0.0	0	0	W	33-3
11/29	Bills	S	4	69	17.3	38	1	0	0	0.0	0	0	W	30-22
12/06	at Raiders	S	2	42	21.0	26	0	0	0	0.0	0	0	W	34-20
12/13	Chargers	S	3	18	6.0	11	0	0	0	0.0	0	0	W	10-3
12/20	at Ravens	S	6	73	12.2	29	0	0	0	0.0	0	0	W	34-14
12/27	Browns	S	6	43	7.2	13t	1	0	0	0.0	0	0	W	17-13
01/03	Raiders	S	1	10	10.0	10	0	0	0	0.0	0	0	W	23-17
2015 TOTALS		16-16	72	875	12.2	42T	5	0	0	0.0	0	0	11-5	



2016 GAME-BY-GAME REGULAR-SEASON STATISTICS (CHIEFS)

DATE	OPPONENT	P/S	RECEIVING					RUSHING					W/L	SCORE
			NO.	YDS.	AVG.	LG	TD	NO.	YDS.	AVG.	LG	TD		
09/11	Chargers	S	6	74	12.3	20	0	0	0	0.0	0	0	W	33-27+
09/18	at Texans	S	5	34	6.8	11	0	0	0	0.0	0	0	L	12-19
09/25	Jets	S	6	89	14.8	42	1	0	0	0.0	0	0	W	24-3
10/02	at Steelers	S	5	23	4.6	9	1	0	0	0.0	0	0	L	14-43
10/16	at Raiders	S	3	32	10.7	21	0	0	0	0.0	0	0	W	26-10
10/23	Saints	S	2	24	12.0	14	0	0	0	0.0	0	0	W	27-21
10/30	at Colts	S	7	101	14.4	21	1	0	0	0.0	0	0	W	30-14
11/06	Jaguars	S	5	58	11.6	23	0	0	0	0.0	0	0	W	19-14
11/13	at Panthers	S	3	31	10.3	16	0	0	0	0.0	0	0	W	20-17
11/20	Buccaneers	S	7	108	15.4	44	0	1	-5	-5.0	-5	0	L	17-19
11/27	at Broncos	S	8	101	12.6	21	0	0	0	0.0	0	0	W	30-27+
12/04	at Falcons	S	8	140	17.5	35	0	0	0	0.0	0	0	W	29-28
12/08	Raiders	S	5	101	20.2	34	0	0	0	0.0	0	0	W	21-13
12/18	Titans	S	3	41	13.7	16	0	0	0	0.0	0	0	L	17-19
12/25	Broncos	S	11	160	14.5	80t	1	0	0	0.0	0	0	W	33-10
01/01	at Chargers	P	1	8	8.0	8	0	0	0	0.0	0	0	W	37-27
2016 TOTALS		16-15	85	1,125	13.2	80T	4	1	-5	-5.0	-5	0	12-4	

+ - Overtime

2017 GAME-BY-GAME REGULAR-SEASON STATISTICS (CHIEFS)

DATE	OPPONENT	P/S	RECEIVING					RUSHING					W/L	SCORE
			NO.	YDS.	AVG.	LG	TD	NO.	YDS.	AVG.	LG	TD		
09/07	at Patriots	S	5	40	8.0	14	0	1	4	4.0	4	0	W	42-27
09/17	Eagles	S	8	103	12.9	44	1	0	0	0.0	0	0	W	27-20
09/24	at Chargers	S	1	1	1.0	1	0	0	0	0.0	0	0	W	24-10
10/02	Redskins	S	7	111	15.9	32	1	1	3	3.0	3	0	W	29-20
10/08	at Texans	S	8	98	12.3	26	0	0	0	0.0	0	0	W	42-34
10/15	Steelers	S	4	37	9.3	23	0	0	0	0.0	0	0	L	13-19
10/19	at Raiders	S	4	33	8.3	10t	1	0	0	0.0	0	0	L	30-31
10/30	Broncos	S	7	133	19.0	33	1	0	0	0.0	0	0	W	29-19
11/05	at Cowboys	S	7	73	10.4	22	1	0	0	0.0	0	0	L	17-28
11/19	at Giants	S	8	109	13.6	32	0	0	0	0.0	0	0	L	9-12+
11/26	Bills	S	3	39	13.0	25	0	0	0	0.0	0	0	L	10-16
12/03	at Jets	S	4	94	23.5	36t	2	0	0	0.0	0	0	L	31-38
12/10	Raiders	S	7	74	10.6	20	0	0	0	0.0	0	0	W	26-15
12/16	Chargers	S	6	46	7.7	21	0	0	0	0.0	0	0	W	30-13
12/24	Dolphins	S	4	47	11.8	18	1	0	0	0.0	0	0	W	29-13
12/31	at Broncos												W	27-24
2017 TOTALS		15-15	83	1,038	12.5	44	8	2	7	3.5	4	0	10-6	

+ - Overtime

2018 GAME-BY-GAME REGULAR-SEASON STATISTICS (CHIEFS)

DATE	OPPONENT	P/S	RECEIVING					RUSHING					W/L	SCORE
			NO.	YDS.	AVG.	LG	TD	NO.	YDS.	AVG.	LG	TD		
09/09	at Chargers	S	1	6	6.0	6	0	0	0	0.0	0	0	W	38-28
09/16	at Steelers	S	7	109	15.6	31	2	0	0	0.0	0	0	W	42-37
09/23	49ers	S	8	114	14.3	25	0	0	0	0.0	0	0	W	38-27
10/01	at Broncos	S	7	78	11.1	29	1	0	0	0.0	0	0	W	27-23
10/07	Jaguars	S	5	100	20.0	40	0	0	0	0.0	0	0	W	30-14
10/14	at Patriots	S	5	61	12.2	17	0	0	0	0.0	0	0	L	40-43
10/21	Bengals	S	5	95	19.0	43	0	0	0	0.0	0	0	W	45-10
10/28	Broncos	S	6	79	13.2	18	1	0	0	0.0	0	0	W	30-23
11/04	at Browns	S	7	99	14.1	21	2	0	0	0.0	0	0	W	37-21
11/11	Cardinals	S	6	46	7.7	10	0	0	0	0.0	0	0	W	26-14
11/19	at Rams	S	10	127	12.7	37	1	0	0	0.0	0	0	L	51-54
12/02	at Raiders	S	12	168	14.0	28	2	0	0	0.0	0	0	W	40-33
12/09	Ravens	S	7	77	11.0	17	1	0	0	0.0	0	0	W	27-24+
12/13	Chargers	S	7	61	8.7	16	0	0	0	0.0	0	0	L	28-29
12/23	at Seahawks	S	5	54	10.8	23	0	0	0	0.0	0	0	L	31-38
12/30	Raiders	S	5	62	12.4	25	0	0	0	0.0	0	0	W	35-3
2018 TOTALS		16-16	103	1,336	13.0	43	10	0	0	0.0	0	0	12-4	

+ - Overtime



2019 GAME-BY-GAME REGULAR-SEASON STATISTICS (CHIEFS)

DATE	OPPONENT	P/S	RECEIVING					RUSHING					W/L	SCORE
			NO.	YDS.	AVG.	LG	TD	NO.	YDS.	AVG.	LG	TD		
09/08	at Jaguars	S	3	88	29.3	42	0	0	0	0.0	0	0	W	40-26
09/15	at Raiders	S	7	107	15.3	34	1	0	0	0.0	0	0	W	28-10
09/22	Ravens	S	7	89	12.7	21	0	0	0	0.0	0	0	W	33-28
09/29	at Lions	S	7	85	12.1	18	0	0	0	0.0	0	0	W	34-30
10/06	Colts	S	4	70	17.5	24	0	0	0	0.0	0	0	L	13-19
10/13	Texans	S	4	58	14.5	18	0	0	0	0.0	0	0	L	24-31
10/17	at Broncos	S	6	44	7.3	13	0	0	0	0.0	0	0	W	30-6
10/27	Packers	S	4	63	15.8	29t	1	0	0	0.0	0	0	L	24-31
11/03	Vikings	S	7	62	8.9	17	0	0	0	0.0	0	0	W	26-23
11/10	at Titans	S	7	75	10.7	17	1	0	0	0.0	0	0	L	32-35
11/18	at Chargers	S	7	92	13.1	31	1	0	0	0.0	0	0	W	24-17
12/01	Raiders	S	5	90	18.0	47	0	0	0	0.0	0	0	W	40-9
12/08	at Patriots	S	7	66	9.4	20	0	1	4	4.0	4t	1	W	23-16
12/15	Broncos	S	11	142	12.9	21	0	0	0	0.0	0	0	W	23-3
12/22	at Bears	S	8	74	9.3	13	1	0	0	0.0	0	0	W	26-3
12/29	Chargers	S	3	24	8.0	11	0	0	0	0.0	0	0	W	31-21
2019 TOTALS		16-16	97	1,229	12.7	47	5	1	4	4.0	4T	1	12-4	

2020 GAME-BY-GAME REGULAR-SEASON STATISTICS (CHIEFS)

DATE	OPPONENT	P/S	RECEIVING					RUSHING					W/L	SCORE
			NO.	YDS.	AVG.	LG	TD	NO.	YDS.	AVG.	LG	TD		
09/10	Texans	S	6	50	8.3	15	1	0	0	0.0	0	0	W	34-20
09/20	at Chargers	S	9	90	10.0	20	1	0	0	0.0	0	0	W	23-20+
09/28	at Ravens	S	6	87	14.5	29	0	0	0	0.0	0	0	W	34-20
10/05	Patriots	S	3	70	23.3	45	0	0	0	0.0	0	0	W	26-10
10/11	Raiders	S	8	108	13.5	32	1	0	0	0.0	0	0	L	32-40
10/19	at Bills	S	5	65	13.0	20	2	0	0	0.0	0	0	W	26-17
10/25	at Broncos	S	3	31	10.3	17	0	0	0	0.0	0	0	W	43-16
11/01	Jets	S	8	109	13.6	25	1	0	0	0.0	0	0	W	35-9
11/08	Panthers	S	10	159	15.9	44	0	0	0	0.0	0	0	W	33-31
11/22	at Raiders	S	8	127	15.9	22t	1	0	0	0.0	0	0	W	35-31
11/29	at Buccaneers	S	8	82	10.3	20	0	0	0	0.0	0	0	W	27-24
12/06	Broncos	S	8	136	17.0	28	1	0	0	0.0	0	0	W	22-16
12/13	at Dolphins	S	8	136	17.0	32	1	0	0	0.0	0	0	W	33-27
12/20	at Saints	S	8	68	8.5	13	1	0	0	0.0	0	0	W	32-29
12/27	Falcons	S	7	98	14.0	29	1	0	0	0.0	0	0	W	17-14
01/03	Chargers							DID NOT PLAY					L	21-38
2020 TOTALS		15-15	105	1,416	13.5	45	11	0	0	0.0	0	0	14-2	

+ - Overtime

2021 GAME-BY-GAME REGULAR-SEASON STATISTICS (CHIEFS)

DATE	OPPONENT	P/S	RECEIVING					RUSHING					W/L	SCORE
			NO.	YDS.	AVG.	LG	TD	NO.	YDS.	AVG.	LG	TD		
09/12	Browns	S	6	76	12.7	19	2	0	0	0.0	0	0	W	33-29
09/19	at Ravens	S	7	109	15.6	46t	1	0	0	0.0	0	0	L	35-36
09/26	Chargers	S	7	104	14.9	28	0	0	0	0.0	0	0	L	24-30
10/03	at Eagles	S	4	23	5.8	10	0	0	0	0.0	0	0	W	42-30
10/10	Bills	S	6	57	9.5	15	1	0	0	0.0	0	0	L	20-38
10/17	at Football Team	S	8	99	12.4	20	0	0	0	0.0	0	0	W	31-13
10/24	at Titans	S	7	65	9.3	24	0	0	0	0.0	0	0	L	3-27
11/01	Giants	S	4	27	6.8	14	0	0	0	0.0	0	0	W	20-17
11/07	Packers	S	5	68	13.6	25	1	0	0	0.0	0	0	W	13-7
11/14	at Raiders	S	8	119	14.9	30	0	0	0	0.0	0	0	W	41-14
11/21	Cowboys	S	5	74	14.8	24	0	1	4	4.0	4t	1	W	19-9
12/05	Broncos	S	3	27	9.0	14	0	0	0	0.0	0	0	W	22-9
12/12	Raiders	S	3	27	9.0	19	0	0	0	0.0	0	0	W	48-9
12/16	at Chargers	S	10	191	19.1	69	2	0	0	0.0	0	0	W	34-28+
12/26	Steelers							RESERVE/COVID-19					W	36-10
01/02	at Bengals	S	5	25	5.0	8	1	1	-1	-1.0	-1	0	L	31-34
01/08	at Broncos	S	4	34	8.5	12	1	0	0	0.0	0	0	W	28-24
2021 TOTALS		16-16	92	1,125	12.2	69	9	2	3	1.5	4T	1	12-5	

+ - Overtime

2013 GAME-BY-GAME POSTSEASON STATISTICS (CHIEFS)

DATE	OPPONENT	P/S	RECEIVING					RUSHING					W/L	SCORE
			NO.	YDS.	AVG.	LG	TD	NO.	YDS.	AVG.	LG	TD		
01/04	at Colts							RESERVE/INJURED					L	44-45
2013 TOTALS		0-0	0	0	0.0	0	0	0	0	0.0	0	0	0-1	



2015 GAME-BY-GAME POSTSEASON STATISTICS (CHIEFS)

DATE	OPPONENT	P/S	RECEIVING						RUSHING						W/L	SCORE
			NO.	YDS.	AVG.	LG	TD	NO.	YDS.	AVG.	LG	TD				
01/09	at Texans	S	8	128	16.0	48	0	0	0	0.0	0	0	0	0	W	30-0
01/16	at Patriots	S	6	23	3.8	13	0	0	0	0.0	0	0	0	0	L	20-27
2015 TOTALS		2-2	14	151	10.8	48	0	0	0	0.0	0	0	0	0	1-1	

2016 GAME-BY-GAME POSTSEASON STATISTICS (CHIEFS)

DATE	OPPONENT	P/S	RECEIVING						RUSHING						W/L	SCORE
			NO.	YDS.	AVG.	LG	TD	NO.	YDS.	AVG.	LG	TD				
01/15	Steelers	S	5	77	15.4	24	0	0	0	0.0	0	0	0	0	L	16-18
2016 TOTALS		1-1	5	77	15.4	24	0	0	0	0.0	0	0	0	0	0-1	

2017 GAME-BY-GAME POSTSEASON STATISTICS (CHIEFS)

DATE	OPPONENT	P/S	RECEIVING						RUSHING						W/L	SCORE
			NO.	YDS.	AVG.	LG	TD	NO.	YDS.	AVG.	LG	TD				
01/06	Titans	S	4	66	16.5	27	1	0	0	0.0	0	0	0	0	L	21-22
2017 TOTALS		1-1	4	66	16.5	27	1	0	0	0.0	0	0	0	0	0-1	

2018 GAME-BY-GAME POSTSEASON STATISTICS (CHIEFS)

DATE	OPPONENT	P/S	RECEIVING						RUSHING						W/L	SCORE
			NO.	YDS.	AVG.	LG	TD	NO.	YDS.	AVG.	LG	TD				
01/12	Colts	S	7	108	15.4	30	0	0	0	0.0	0	0	0	0	W	31-13
01/20	Patriots	S	3	23	7.7	12t	1	0	0	0.0	0	0	0	0	L	31-37+
2018 TOTALS		2-2	10	131	13.1	30	1	0	0	0.0	0	0	0	0	1-1	

+ - Overtime

2019 GAME-BY-GAME POSTSEASON STATISTICS (CHIEFS)

DATE	OPPONENT	P/S	RECEIVING						RUSHING						W/L	SCORE
			NO.	YDS.	AVG.	LG	TD	NO.	YDS.	AVG.	LG	TD				
01/12	Texans	S	10	134	13.4	28	3	0	0	0.0	0	0	0	0	W	51-31
01/19	Titans	S	3	30	10.0	18	0	0	0	0.0	0	0	0	0	W	35-24
02/02	49ers	S	6	43	7.2	11	1	1	2	2.0	2	0	0	W	31-20	
2019 TOTALS		3-3	19	207	10.9	28	4	1	2	2.0	2	0	0	3-0		

2020 GAME-BY-GAME POSTSEASON STATISTICS (CHIEFS)

DATE	OPPONENT	P/S	RECEIVING						RUSHING						W/L	SCORE
			NO.	YDS.	AVG.	LG	TD	NO.	YDS.	AVG.	LG	TD				
01/17	Browns	S	8	109	13.6	24	1	0	0	0.0	0	0	0	0	W	22-17
01/24	Bills	S	13	118	9.1	17	2	0	0	0.0	0	0	0	0	W	38-24
02/07	at Buccaneers	S	10	133	13.3	33	0	0	0	0.0	0	0	0	0	L	9-31
2020 TOTALS		3-3	31	360	11.6	33	3	0	0	0.0	0	0	0	0	2-1	

2021 GAME-BY-GAME POSTSEASON STATISTICS (CHIEFS)

DATE	OPPONENT	P/S	RECEIVING						RUSHING						W/L	SCORE
			NO.	YDS.	AVG.	LG	TD	NO.	YDS.	AVG.	LG	TD				
01/16	Steelers	S	5	108	21.6	48t	1	0	0	0.0	0	0	0	0	W	42-21
01/23	Bills	S	8	96	12.0	25	1	0	0	0.0	0	0	0	0	W	42-36+
01/30	Bengals	S	10	95	9.5	19	1	0	0	0.0	0	0	0	0	L	24-27+
2021 TOTALS		3-3	23	299	13.0	48T	3	0	0	0.0	0	0	0	0	2-1	

+ - Overtime

2016 GAME-BY-GAME REGULAR-SEASON STATISTICS (CHIEFS)

DATE	OPPONENT	P/S	PASSING											RUSHING				W/L	SCORE	
			ATT	CMP	YDS	PCT	Y/A	Y/C	TD	INT	LG	SK/YD	RATE	ATT	YDS	LG	TD			
09/11	Chargers	S	0	0	0	0.0	0.0	0.0	0	0	0	0/0	0.0	0	0	0	0	0	W	33-27+
09/18	at Texans	S	0	0	0	0.0	0.0	0.0	0	0	0	0/0	0.0	0	0	0	0	0	L	12-19
09/25	Jets	S	0	0	0	0.0	0.0	0.0	0	0	0	0/0	0.0	0	0	0	0	0	W	24-3
10/02	at Steelers	S	0	0	0	0.0	0.0	0.0	0	0	0	0/0	0.0	0	0	0	0	0	L	14-43
10/16	at Raiders	S	0	0	0	0.0	0.0	0.0	0	0	0	0/0	0.0	0	0	0	0	0	W	26-10
10/23	Saints	S	0	0	0	0.0	0.0	0.0	0	0	0	0/0	0.0	0	0	0	0	0	W	27-21
10/30	at Colts	S	0	0	0	0.0	0.0	0.0	0	0	0	0/0	0.0	0	0	0	0	0	W	30-14
11/06	Jaguars	S	0	0	0	0.0	0.0	0.0	0	0	0	0/0	0.0	0	0	0	0	0	W	19-14
11/13	at Panthers	S	0	0	0	0.0	0.0	0.0	0	0	0	0/0	0.0	0	0	0	0	0	W	20-17
11/20	Buccaneers	S	0	0	0	0.0	0.0	0.0	0	0	0	0/0	0.0	1	-5	-5	0	0	L	17-19
11/27	at Broncos	S	0	0	0	0.0	0.0	0.0	0	0	0	0/0	0.0	0	0	0	0	0	W	30-27+
12/04	at Falcons	S	0	0	0	0.0	0.0	0.0	0	0	0	0/0	0.0	0	0	0	0	0	W	29-28
12/08	Raiders	S	0	0	0	0.0	0.0	0.0	0	0	0	0/0	0.0	0	0	0	0	0	W	21-13
12/18	Titans	S	0	0	0	0.0	0.0	0.0	0	0	0	0/0	0.0	0	0	0	0	0	L	17-19
12/25	Broncos	S	0	0	0	0.0	0.0	0.0	0	0	0	0/0	0.0	0	0	0	0	0	W	33-10
01/01	at Chargers	P	0	0	0	0.0	0.0	0.0	0	0	0	0/0	0.0	0	0	0	0	0	W	37-27
2016 TOTALS		16-15	0	0	0	0.0	0.0	0.0	0	0	0	0/0	0.0	1	-5	-5	0	12-4		

+ - Overtime



2017 GAME-BY-GAME REGULAR-SEASON STATISTICS (CHIEFS)

DATE	OPPONENT	P/S	PASSING											RUSHING				W/L	SCORE
			ATT	CMP	YDS	PCT	Y/A	Y/C	TD	INT	LG	SK/YD	RATE	ATT	YDS	LG	TD		
09/07	at Patriots	S	0	0	0	0.0	0.0	0.0	0	0	0	0/0	0.0	1	4	4	0	W	42-27
09/17	Eagles	S	0	0	0	0.0	0.0	0.0	0	0	0	0/0	0.0	0	0	0	0	W	27-20
09/24	at Chargers	S	0	0	0	0.0	0.0	0.0	0	0	0	0/0	0.0	0	0	0	0	W	24-10
10/02	Redskins	S	0	0	0	0.0	0.0	0.0	0	0	0	0/0	0.0	1	3	3	0	W	29-20
10/08	at Texans	S	0	0	0	0.0	0.0	0.0	0	0	0	0/0	0.0	0	0	0	0	W	42-34
10/15	Steelers	S	0	0	0	0.0	0.0	0.0	0	0	0	0/0	0.0	0	0	0	0	L	13-19
10/19	at Raiders	S	0	0	0	0.0	0.0	0.0	0	0	0	0/0	0.0	0	0	0	0	L	30-31
10/30	Broncos	S	0	0	0	0.0	0.0	0.0	0	0	0	0/0	0.0	0	0	0	0	W	29-19
11/05	at Cowboys	S	0	0	0	0.0	0.0	0.0	0	0	0	0/0	0.0	0	0	0	0	L	17-28
11/19	at Giants	S	1	0	0	0.0	0.0	0.0	0	1	0	0/0	0.0	0	0	0	0	L	9-12+
11/26	Bills	S	0	0	0	0.0	0.0	0.0	0	0	0	0/0	0.0	0	0	0	0	L	10-16
12/03	at Jets	S	0	0	0	0.0	0.0	0.0	0	0	0	0/0	0.0	0	0	0	0	L	31-38
12/10	Raiders	S	0	0	0	0.0	0.0	0.0	0	0	0	0/0	0.0	0	0	0	0	W	26-15
12/16	Chargers	S	0	0	0	0.0	0.0	0.0	0	0	0	0/0	0.0	0	0	0	0	W	30-13
12/24	Dolphins	S	0	0	0	0.0	0.0	0.0	0	0	0	0/0	0.0	0	0	0	0	W	29-13
12/31	at Broncos		INACTIVE															W	27-24
2017 TOTALS		15-15	1	0	0	0.0	0.0	0.0	0	1	0	0/0	0.0	2	7	4	0	10-6	

+ - Overtime

2020 GAME-BY-GAME REGULAR-SEASON STATISTICS (CHIEFS)

DATE	OPPONENT	P/S	PASSING											RUSHING				W/L	SCORE
			ATT	CMP	YDS	PCT	Y/A	Y/C	TD	INT	LG	SK/YD	RATE	ATT	YDS	LG	TD		
09/10	Texans	S	0	0	0	0.0	0.0	0.0	0	0	0	0/0	0.0	0	0	0	0	W	34-20
09/20	at Chargers	S	0	0	0	0.0	0.0	0.0	0	0	0	0/0	0.0	0	0	0	0	W	23-20+
09/28	at Ravens	S	0	0	0	0.0	0.0	0.0	0	0	0	0/0	0.0	0	0	0	0	W	34-20
10/05	Patriots	S	0	0	0	0.0	0.0	0.0	0	0	0	0/0	0.0	0	0	0	0	W	26-10
10/11	Raiders	S	0	0	0	0.0	0.0	0.0	0	0	0	0/0	0.0	0	0	0	0	L	32-40
10/19	at Bills	S	0	0	0	0.0	0.0	0.0	0	0	0	0/0	0.0	0	0	0	0	W	26-17
10/25	at Broncos	S	0	0	0	0.0	0.0	0.0	0	0	0	0/0	0.0	0	0	0	0	W	43-16
11/01	Jets	S	0	0	0	0.0	0.0	0.0	0	0	0	0/0	0.0	0	0	0	0	W	35-9
11/08	Panthers	S	0	0	0	0.0	0.0	0.0	0	0	0	0/0	0.0	0	0	0	0	W	33-31
11/22	at Raiders	S	1	1	4	100.0	4.0	4.0	0	0	4	0/0	83.3	0	0	0	0	W	35-31
11/29	at Buccaneers	S	1	0	0	0.0	0.0	0.0	0	0	0	0/0	39.6	0	0	0	0	W	27-24
12/06	Broncos	S	0	0	0	0.0	0.0	0.0	0	0	0	0/0	0.0	0	0	0	0	W	22-16
12/13	at Dolphins	S	0	0	0	0.0	0.0	0.0	0	0	0	0/0	0.0	0	0	0	0	W	33-27
12/20	at Saints	S	0	0	0	0.0	0.0	0.0	0	0	0	0/0	0.0	0	0	0	0	W	32-29
12/27	Falcons	S	0	0	0	0.0	0.0	0.0	0	0	0	0/0	0.0	0	0	0	0	W	17-14
01/03	Chargers		DID NOT PLAY															L	21-38
2020 TOTALS		15-15	2	1	4	50.0	2.0	4.0	0	0	4	0/0	56.3	0	0	0	0	14-2	

+ - Overtime

2021 GAME-BY-GAME REGULAR-SEASON STATISTICS (CHIEFS)

DATE	OPPONENT	P/S	PASSING											RUSHING				W/L	SCORE
			ATT	CMP	YDS	PCT	Y/A	Y/C	TD	INT	LG	SK/YD	RATE	ATT	YDS	LG	TD		
09/12	Browns	S	0	0	0	0.0	0.0	0.0	0	0	0	0/0	0.0	0	0	0	0	W	33-29
09/19	at Ravens	S	0	0	0	0.0	0.0	0.0	0	0	0	0/0	0.0	0	0	0	0	L	35-36
09/26	Chargers	S	0	0	0	0.0	0.0	0.0	0	0	0	0/0	0.0	0	0	0	0	L	24-30
10/03	at Eagles	S	0	0	0	0.0	0.0	0.0	0	0	0	0/0	0.0	0	0	0	0	W	42-30
10/10	Bills	S	0	0	0	0.0	0.0	0.0	0	0	0	0/0	0.0	0	0	0	0	L	20-38
10/17	at Football Team	S	0	0	0	0.0	0.0	0.0	0	0	0	0/0	0.0	0	0	0	0	W	31-13
10/24	at Titans	S	0	0	0	0.0	0.0	0.0	0	0	0	0/0	0.0	0	0	0	0	L	3-27
11/01	Giants	S	0	0	0	0.0	0.0	0.0	0	0	0	0/0	0.0	0	0	0	0	W	20-17
11/07	Packers	S	0	0	0	0.0	0.0	0.0	0	0	0	0/0	0.0	0	0	0	0	W	13-7
11/14	at Raiders	S	0	0	0	0.0	0.0	0.0	0	0	0	0/0	0.0	0	0	0	0	W	41-14
11/21	Cowboys	S	0	0	0	0.0	0.0	0.0	0	0	0	0/0	0.0	1	4	4t	1	W	19-9
12/05	Broncos	S	0	0	0	0.0	0.0	0.0	0	0	0	0/0	0.0	0	0	0	0	W	22-9
12/12	Raiders	S	0	0	0	0.0	0.0	0.0	0	0	0	0/0	0.0	0	0	0	0	W	48-9
12/16	at Chargers	S	0	0	0	0.0	0.0	0.0	0	0	0	0/0	0.0	0	0	0	0	W	34-28+
12/26	Steelers		RESERVE/COVID-19															W	36-10
01/02	at Bengals	S	0	0	0	0.0	0.0	0.0	0	0	0	0/0	0.0	1	-1	-1	0	L	31-34
01/08	at Broncos	S	0	0	0	0.0	0.0	0.0	0	0	0	0/0	0.0	0	0	0	0	W	28-24
2021 TOTALS		16-16	0	0	0	0.0	0.0	0.0	0	0	0	0/0	0.0	2	3	4T	1	12-5	

+ - Overtime

2019 GAME-BY-GAME POSTSEASON STATISTICS (CHIEFS)

DATE	OPPONENT	P/S	PASSING											RUSHING				W/L	SCORE
			ATT	CMP	YDS	PCT	Y/A	Y/C	TD	INT	LG	SK/YD	RATE	ATT	YDS	LG	TD		
01/12	Texans	S	0	0	0	0.0	0.0	0.0	0	0	0	0/0	0.0	0	0	0	0	W	51-31
01/19	Titans	S	0	0	0	0.0	0.0	0.0	0	0	0	0/0	0.0	0	0	0	0	W	35-24
02/02	49ers	S	0	0	0	0.0	0.0	0.0	0	0	0	0/0	0.0	1	2	2	0	W	31-20
2019 TOTALS		3-3	0	0	0	0.0	0.0	0.0	0	0	0	0/0	0.0	1	2	2	0	3-0	



2020 GAME-BY-GAME POSTSEASON STATISTICS (CHIEFS)

DATE	OPPONENT	P/S	PASSING											RUSHING				W/L	SCORE	
			ATT	CMP	YDS	PCT	Y/A	Y/C	TD	INT	LG	SK/YD	RATE	ATT	YDS	LG	TD			
01/17	Browns	S	0	0	0	0.0	0.0	0.0	0	0	0	0/0	0.0	0	0	0	0	0	W	22-17
01/24	Bills	S	0	0	0	0.0	0.0	0.0	0	0	0	0/0	0.0	0	0	0	0	W	38-24	
02/07	at Buccaneers	S	0	0	0	0.0	0.0	0.0	0	0	0	0/0	0.0	0	0	0	0	L	9-31	
2020 TOTALS		3-3	0	0	0	0.0	0.0	0.0	0	0	0	0/0	0.0	0	0	0	0	2-1		

2021 GAME-BY-GAME POSTSEASON STATISTICS (CHIEFS)

DATE	OPPONENT	P/S	PASSING											RUSHING				W/L	SCORE
			ATT	CMP	YDS	PCT	Y/A	Y/C	TD	INT	LG	SK/YD	RATE	ATT	YDS	LG	TD		
01/16	Steelers	S	1	1	2	100.0	2.0	2.0	1	0	2t	0/0	118.8	0	0	0	0	W	42-21
01/23	Bills	S	0	0	0	0.0	0.0	0.0	0	0	0	0/0	0.0	0	0	0	0	W	42-36+
01/30	Bengals	S	0	0	0	0.0	0.0	0.0	0	0	0	0/0	0.0	0	0	0	0	L	24-27+
2021 TOTALS		3-3	1	1	2	100.0	2.0	2.0	1	0	2T	0/0	118.8	0	0	0	0	2-1	


+ - Overtime





DEVON KEY

DEFENSIVE BACK #42
WESTERN KENTUCKY



1ST YEAR IN
THE NFL

1ST YEAR WITH
THE CHIEFS

HEIGHT: 6'0"
WEIGHT: 208 LBS
DRAFTED: CFA-21
BIRTHDAY: 10/28/97

- 👁️ First-year defensive back enters his first season with the Chiefs in 2022.
- 👁️ Originally entered the NFL as an undrafted free agent with the Chiefs in 2021.

Transactions:

Signed to Future/Reserve with Kansas City (2/2/22) ... Signed to Kansas City's practice squad (9/1/21) ... Released by Kansas City (8/30/21) ... Originally entered the NFL as an undrafted free agent with Kansas City in 2021.

COLLEGE

In four years at Western Kentucky he started 49 of a possible 50 games at safety, including 43 straight dating back to the 2017 season ... With 350 career tackles, he set the program's FBS Era (since 2009) record, surpassing Andrew Jackson's 326 tackles from 2010-13. Those 350 career tackles also placed him 10th on the all-time charts in WKU's 102-season history and ranked fourth among FBS players who were active for the 2020 season ... As a senior, recorded 92 total tackles (55 solo, 37 assisted) to lead the Hilltoppers rank third in Conference USA and 23rd in the nation ... He added three pass breakups to bring his career total to 19 and an interception in the LendingTree Bowl to push his career number to six ... His 15 total tackles vs. Liberty were a single-game-high and he added four more double-digit performances that upped his career total to 12.

DEVON KEY'S NFL REGULAR SEASON DEFENSIVE STATISTICS

DATE	TEAM	GP	GS	TACKLES							INTERCEPTIONS					O. FUMB				ST				MISC			
				TK	S	A	TFL	YDS	SK	YDS	QBH	NO	YDS	LG	TD	PD	FF	FR	TD	YDS	TK	S	A	FF	FR	S	A
2021	Chiefs	0	0	0	0	0	0	0	0	0.0	0.0	0	0	0	0	0	0	0	0	0	0	0	0	0	0	0	0
NFL TOTALS		0	0	0	0	0	0	0	0	0.0	0.0	0	0	0	0	0	0	0	0	0	0	0	0	0	0	0	0

DEVON KEY'S NFL POSTSEASON DEFENSIVE STATISTICS

DATE	TEAM	GP	GS	TACKLES							INTERCEPTIONS					O. FUMB				ST				MISC			
				TK	S	A	TFL	YDS	SK	YDS	QBH	NO	YDS	LG	TD	PD	FF	FR	TD	YDS	TK	S	A	FF	FR	S	A
2021	Chiefs	0	0	0	0	0	0	0	0	0.0	0.0	0	0	0	0	0	0	0	0	0	0	0	0	0	0	0	0
NFL TOTALS		0	0	0	0	0	0	0	0	0.0	0.0	0	0	0	0	0	0	0	0	0	0	0	0	0	0	0	0



2021 GAME-BY-GAME REGULAR-SEASON STATISTICS (CHIEFS)

DATE	OPPONENT	P/S	TACKLES					INTERCEPTIONS					O. FUMB				ST				MISC		W/L	SCORE			
			TK	S	A	SK	YDS	TFL	YDS	QBH	NO	YDS	LG	TD	PD	FF	FR	TD	YDS	TK	S	A			FF	FR	S
09/12	Browns																								W	33-29	
09/19	at Ravens																								L	35-36	
09/26	Chargers																								L	24-30	
10/03	at Eagles																								W	42-30	
10/10	Bills																								L	20-38	
10/17	at Football Team																								W	31-13	
10/24	at Titans																								L	3-27	
11/01	Giants																								W	20-17	
11/07	Packers																								W	13-7	
11/14	at Raiders																								W	41-14	
11/21	Cowboys																								W	19-9	
12/05	Broncos																								W	22-9	
12/12	Raiders																								W	48-9	
12/16	at Chargers																								W	34-28+	
12/26	Steelers																								W	36-10	
01/02	at Bengals																								L	31-34	
01/08	at Broncos																								W	28-24	
2021 TOTALS			0	0	0	0.0	0.0	0	0	0	0	0	0	0	0	0	0	0	0	0	0	0	0	0	0	0	12-5

+ - Overtime

2021 GAME-BY-GAME POSTSEASON STATISTICS (CHIEFS)

DATE	OPPONENT	P/S	TACKLES					INTERCEPTIONS					O. FUMB				ST				MISC		W/L	SCORE			
			TK	S	A	SK	YDS	TFL	YDS	QBH	NO	YDS	LG	TD	PD	FF	FR	TD	YDS	TK	S	A			FF	FR	S
01/16	Steelers																									W	42-21
01/23	Bills																									W	42-36+
01/30	Bengals																									L	24-27+
2021 TOTALS			0	0	0	0.0	0.0	0	0	0	0	0	0	0	0	0	0	0	0	0	0	0	0	0	0	0	2-1

+ - Overtime






DARIAN KINNARD

OFFENSIVE LINEMAN #75
KENTUCKY

ROOKIE

HEIGHT: 6'5"
WEIGHT: 322 LBS
DRAFTED: D5-22
BIRTHDAY: 12/29/99



- 👁️ Rookie tackle enters his first season with the Chiefs in 2022.
- 👁️ Originally entered the NFL as the fifth-round draft pick (145th overall) by the Kansas City Chiefs in the 2022 NFL Draft.

Transactions:

Originally entered the NFL as the fifth-round draft pick (145th overall) by the Kansas City Chiefs in the 2022 NFL Draft.

COLLEGE

Four-year letterwinner at Kentucky ... Played in 46 career games with 39 consecutive starts ... Played right tackle on the "Big Blue Wall" and was an essential component for the O-Line unit, recognized for the Joe Moore Award, given to the nation's top offensive line, four straight seasons, including finalists in 2021 ... Earned consensus first-team All-American status as a senior, UK's first offensive lineman to hold that distinction since Sam Ball in 1965 ... UK's 12th Consensus All-American ... Awarded the 2021 Jacobs Blocking Trophy.

PERSONAL

- 👁️ Played at the powerhouse St. Ignatius program in Cleveland, which has won 11 state championships and three national championships under the direction of legendary coach Chuck Kyle.
- 👁️ Selected to play in the U.S. Army All-American game.
- 👁️ All-State honoree in Ohio.





EVIN KSIEZARCZYK

TACKLE #67
BUFFALO



1ST YEAR IN THE NFL

1ST YEAR WITH THE CHIEFS

HEIGHT: 6'6"
WEIGHT: 310 LBS
DRAFTED: FA-22
BIRTHDAY: 6/8/97

👁️ First-year tackle enters his first season in Kansas City in 2022.
👁️ Originally entered the NFL as an undrafted free agent with the Falcons in 2020.
Transactions:
Signed by Kansas City (7/25/22) ... Released by the Bills (1/31/22)

... Signed to the Bills' practice squad (12/21/21) ... Released by the Bills (11/29/21) ... Signed to the Bills' practice squad (10/25/21) ... Released by Washington (9/17/21) ... Signed to Washington's practice squad (9/8/21) ... Released by the Vikings (8/25/21) ... Signed by the Vikings (5/17/21) ... Released by the Falcons (9/5/20) ... Signed by the Falcons (4/27/20).

COLLEGE

While at Buffalo, started 39 and played in 50 games ... As a senior in 2019, was named All-MAC first-team ... Part of a unit that was named honorable mention for the Joe Moore Award as one of the top 15 offensive line units in the nation ... Helped block for an offense that has rushed for a school-record 3,256 yards and allowed a program-low eight sacks ... In his junior campaign, was named All-MAC Second Team ... Helped pave the way for a rushing attack that has rushed for 2,648 yards and 36 touchdowns on the season - both school records ... Part of an offensive line that has allowed a program-low 15 sacks.

PERSONAL

- 👁️ A three-year starter for head coach Jim Maurino at West Seneca East High School.
- 👁️ Team captain on a squad that went 24-5 in his three seasons as a starter.
- 👁️ Named to All-Western New York team.
- 👁️ Class A South Lineman of the Year.
- 👁️ Class A All-State First Team selection.
- 👁️ Was a finalist for the Trench Trophy - given to the Western New York Lineman of the Year.
- 👁️ Also played basketball for the Trojans.

EVIN KSIEZARCZYK'S NFL REGULAR SEASON STATISTICS

DATE	TEAM	GP	GS
2021	Football Team	0	0
Went from Washington to Buffalo .			
2021	Bills	0	0
2021	TOTAL	0	0
NFL TOTALS		0	0

EVIN KSIEZARCZYK'S NFL POSTSEASON STATISTICS

DATE	TEAM	GP	GS
2021	Bills	0	0
NFL TOTALS		0	0



2020 GAME-BY-GAME REGULAR-SEASON STATISTICS (FALCONS)

DATE	OPPONENT	P/S		W/L	SCORE
09/13	Seahawks		NOT ON ROSTER	L	25-38
09/20	at Cowboys		NOT ON ROSTER	L	39-40
09/27	Bears		NOT ON ROSTER	L	26-30
10/05	at Packers		NOT ON ROSTER	L	16-30
10/11	Panthers		NOT ON ROSTER	L	16-23
10/18	at Vikings		NOT ON ROSTER	W	40-23
10/25	Lions		NOT ON ROSTER	L	22-23
10/29	at Panthers		NOT ON ROSTER	W	25-17
11/08	Broncos		NOT ON ROSTER	W	34-27
11/22	at Saints		NOT ON ROSTER	L	9-24
11/29	Raiders		NOT ON ROSTER	W	43-6
12/06	Saints		NOT ON ROSTER	L	16-21
12/13	at Chargers		NOT ON ROSTER	L	17-20
12/20	Buccaneers		NOT ON ROSTER	L	27-31
12/27	at Chiefs		NOT ON ROSTER	L	14-17
01/03	at Buccaneers		NOT ON ROSTER	L	27-44
2020 TOTALS		0-0		4-12	

2021 GAME-BY-GAME REGULAR-SEASON STATISTICS (FOOTBALL TEAM/BILLS)

DATE	OPPONENT	P/S		W/L	SCORE
09/12	Chargers		PRACTICE SQUAD	L	16-20
09/16	Giants		PRACTICE SQUAD	W	30-29
09/26	at Bills		NOT ON ROSTER	L	21-43
10/03	at Falcons		NOT ON ROSTER	W	34-30
10/10	Saints		NOT ON ROSTER	L	22-33
10/17	Chiefs		NOT ON ROSTER	L	13-31
10/24	at Packers		NOT ON ROSTER	L	10-24
			Went from Football Team to Bills .		
10/31	Dolphins		PRACTICE SQUAD	W	26-11
11/07	at Jaguars		PRACTICE SQUAD	L	6-9
11/14	at Jets		PRACTICE SQUAD	W	45-17
11/21	Colts		PRACTICE SQUAD	L	15-41
11/25	at Saints		PRACTICE SQUAD	W	31-6
12/06	Patriots		NOT ON ROSTER	L	10-14
12/12	at Buccaneers		NOT ON ROSTER	L	27-33+
12/19	Panthers		NOT ON ROSTER	W	31-14
12/26	at Patriots		PRACTICE SQUAD	W	33-21
01/02	Falcons		PRACTICE SQUAD	W	29-15
01/09	Jets		PRACTICE SQUAD	W	27-10
2021 TOTALS		0-0		9-9	

+ - Overtime

2021 GAME-BY-GAME POSTSEASON STATISTICS (BILLS)

DATE	OPPONENT	P/S		W/L	SCORE
01/15	Patriots		PRACTICE SQUAD	W	47-17
01/23	at Chiefs		PRACTICE SQUAD	L	36-42+
2021 TOTALS		0-0		1-1	

+ - Overtime





CHRIS LAMMONS



CORNERBACK #29
SOUTH CAROLINA

3RD YEAR IN THE NFL

4TH YEAR WITH THE CHIEFS

HEIGHT: 5'9"
WEIGHT: 194 LBS
DRAFTED: FA-22
BIRTHDAY: 1/31/96

Third-year cornerback enters his second season with the Chiefs in 2022.

Originally entered the NFL as an undrafted free agent with the Atlanta Falcons in 2018.

Transactions:

Signed by Kansas City (6/16/22) ... Activated from Kansas City's practice squad via Standard Elevation (2/6/21) ... Signed to Kansas City's practice squad (1/25/21) ... Activated from Kansas City's practice squad via Standard Elevation (1/23/21) ... Signed to Kansas City's practice squad (1/18/21) ... Activated from Kansas City's practice squad via Standard Elevation (1/16/21) ...

Signed to Kansas City's practice squad (12/14/20) ... Activated from Kansas City's practice squad via Standard Elevation (12/12/20) ... Signed to Kansas City's practice squad (12/7/20) ... Activated from Kansas City's practice squad via Standard Elevation (12/5/20) ... Signed to Kansas City's practice squad (9/6/20) ... Released by Kansas City (9/5/20) ... Signed by Kansas City (2/4/20) ... Signed to Kansas City's practice squad (12/11/19) ... Released by the Dolphins (12/7/19) ... Signed by the Dolphins (1/1/19) ... Signed to the Dolphins' practice squad (11/28/18) ... Released by the Saints (10/20/18) ... Signed to the Saints' practice squad (10/2/18) ... Released by the Falcons (9/1/18) ... Originally entered the NFL as an undrafted free agent with the Atlanta Falcons in 2018.

COLLEGE

Played in 44 games (37 starts) at South Carolina recording 177 tackles (136 solo), 1.0 sack, four interceptions, 21 passes defended, three forced fumbles and one fumble recovery adding 28 punt returns for 212 yards (7.6 avg.) ... As a senior started all 13 games tallying 79 tackles (62 solo), seven passes defended, one forced fumble and one fumble recovery with 19 punt returns for 141 yards (7.4 avg.) ... His 79 tackles ranked third on the team and his 7.4 yards per punt return were sixth in the SEC ... Named 2017 Unselfish Teammate Award - Defense, 2016 Co-Most Productive Player - Defense, 2016 SEC Fall Academic Honor Roll, 2015 Harold White GPA Award - Defense, 2015 SEC Fall Academic Honor Roll and 2015 Harold White GPA Award for Defense.

PERSONAL

- Played quarterback and defensive back at Plantation High School.
- Helped the Colonels to an 8-3 record and to the second round of the 7A playoffs.
- As a quarterback, he threw for about 1,500 yards and 15 touchdowns while running for another 900 yards and seven scores.
- As a defensive back, he registered 30 tackles with eight pass breakups and two interceptions.
- Played in the U.S. Army All-America Bowl in San Antonio following his senior season.
- Was a member of the high school honor roll.
- Majored in sociology at South Carolina.
- Hometown: Lauderdale, Fla.
- Last name pronounced: luh-MAWNS

CHRIS LAMMONS' NFL REGULAR SEASON DEFENSIVE STATISTICS

DATE	TEAM	GP	GS	TACKLES							INTERCEPTIONS					O. FUMB				ST		MISC						
				TK	S	A	TFL	YDS	SK	YDS	QBH	NO	YDS	LG	TD	PD	FF	FR	TD	YDS	TK	S	A	FF	FR	S	A	
2018	Saints	0	0	0	0	0	0	0	0	0.0	0.0	0	0	0	0	0	0	0	0	0	0	0	0	0	0	0	0	
Went from New Orleans to Miami .																												
2018	Dolphins	0	0	0	0	0	0	0	0	0.0	0.0	0	0	0	0	0	0	0	0	0	0	0	0	0	0	0	0	0
2018	TOTAL	0	0	0	0	0	0	0	0	0.0	0.0	0	0	0	0	0	0	0	0	0	0	0	0	0	0	0	0	0
2019	Dolphins	12	0	12	7	5	0	0	0.0	0.0	0	1	0	0	0	3	0	0	0	0	0	1	1	0	0	0	0	0
Went from Miami to Kansas City .																												
2019	Chiefs	0	0	0	0	0	0	0	0	0.0	0.0	0	0	0	0	0	0	0	0	0	0	0	0	0	0	0	0	0
2019	TOTAL	12	0	12	7	5	0	0	0.0	0.0	0	1	0	0	3	0	0	0	0	0	1	1	0	0	0	0	0	0
2020	Chiefs	2	0	0	0	0	0	0	0	0.0	0.0	0	0	0	0	0	0	0	0	0	0	0	0	0	0	0	0	0
2021	Chiefs	12	0	3	0	3	0	0	0	0.0	0.0	0	0	0	0	0	0	0	0	0	0	3	3	0	0	1	0	0
NFL TOTALS		26	0	15	7	8	0	0	0.0	0.0	0	1	0	0	3	0	0	0	0	0	4	4	0	0	1	0	0	0



CHRIS LAMMONS' NFL POSTSEASON DEFENSIVE STATISTICS

DATE	TEAM	GP	GS	TACKLES								INTERCEPTIONS					O. FUMB				ST			MISC				
				TK	S	A	TFL	YDS	SK	YDS	QBH	NO	YDS	LG	TD	PD	FF	FR	TD	YDS	TK	S	A	FF	FR	S	A	
2019	Chiefs	0	0	0	0	0	0	0	0	0.0	0.0	0	0	0	0	0	0	0	0	0	0	0	0	0	0	0		
2020	Chiefs	2	0	0	0	0	0	0	0	0.0	0.0	0	0	0	0	0	0	0	0	0	0	0	1	1	0	0	0	0
2021	Chiefs	0	0	0	0	0	0	0	0	0.0	0.0	0	0	0	0	0	0	0	0	0	0	0	0	0	0	0	0	
NFL TOTALS		2	0	0	0	0	0	0	0	0.0	0.0	0	0	0	0	0	0	0	0	0	0	0	1	1	0	0	0	0

SINGLE-GAME HIGHS: DEFENSIVE

- Total Tackles** 3 at Las Vegas, Nov 14, 2021
3 vs. N.Y. Jets, Nov 03, 2019
3 at Dallas, Sep 22, 2019
2 at Pittsburgh, Oct 28, 2019
1 at Indianapolis, Nov 10, 2019
...3 more at 1.
- Solo Tackles** 2 vs. N.Y. Jets, Nov 03, 2019
1 at Indianapolis, Nov 10, 2019
1 at Pittsburgh, Oct 28, 2019
1 at Buffalo, Oct 20, 2019
...2 more at 1.
- Passes Defensed** 1 vs. Philadelphia, Dec 01, 2019
1 at Dallas, Sep 22, 2019
1 vs. Baltimore, Sep 08, 2019
- Interceptions** 1 vs. Philadelphia, Dec 01, 2019
- Special Teams Tackles** 2 vs. Cleveland, Sep 12, 2021
1 vs. Dallas, Nov 21, 2021
1 at Buffalo, Oct 20, 2019
- Special Teams Fumble Recoveries** 1 vs. Green Bay, Nov 07, 2021

SINGLE-GAME HIGHS - POSTSEASON: DEFENSIVE

- Special Teams Tackles** 1 vs. Buffalo, Jan 24, 2021

2018 GAME-BY-GAME REGULAR-SEASON STATISTICS (SAINTS/DOLPHINS)

DATE	OPPONENT	P/S	TACKLES								INTERCEPTIONS					O. FUMB				ST			MISC		W/L	SCORE		
			TK	S	A	SK	YDS	TFL	YDS	QBH	NO	YDS	LG	TD	PD	FF	FR	TD	YDS	TK	S	A	FF	FR			S	A
09/09	Buccaneers																									L	40-48	
09/16	Browns																									W	21-18	
09/23	at Falcons																									W	43-37+	
09/30	at Giants																									W	33-18	
10/08	Redskins																									W	43-19	
10/21	at Ravens																									W	24-23	
10/28	at Vikings																									W	30-20	
11/04	Rams																									W	45-35	
11/11	at Bengals																									W	51-14	
11/18	Eagles																									W	48-7	
11/22	Falcons																									W	31-17	
Went from Saints to Dolphins .																												
12/02	Bills																									W	21-17	
12/09	Patriots																									W	34-33	
12/16	at Vikings																									L	17-41	
12/23	Jaguars																									L	7-17	
12/30	at Bills																									L	17-42	
2018 TOTALS			0	0	0	0.0	0	0	0	0	0	0	0	0	0	0	0	0	0	0	0	0	0	0	0	0	12-4	

+ - Overtime



2020 GAME-BY-GAME POSTSEASON STATISTICS (CHIEFS)

DATE	OPPONENT	P/S	TACKLES							INTERCEPTIONS					O. FUMB				ST				MISC		W/L	SCORE			
			TK	S	A	SK	YDS	TFL	YDS	QBH	NO	YDS	LG	TD	PD	FF	FR	TD	YDS	TK	S	A	FF	FR			S	A	
01/17	Browns	P	0	0	0	0.0	0.0	0	0	0	0	0	0	0	0	0	0	0	0	0	0	0	0	0	0	0	W	22-17	
01/24	Bills	P	0	0	0	0.0	0.0	0	0	0	0	0	0	0	0	0	0	0	1	1	0	0	0	0	0	0	W	38-24	
02/07	at Buccaneers		INACTIVE																							L	9-31		
2020 TOTALS		2-0	0	0	0	0.0	0.0	0	0	0	0	0	0	0	0	0	0	0	0	0	0	0	0	0	0	0	0	2-1	

2021 GAME-BY-GAME POSTSEASON STATISTICS (CHIEFS)

DATE	OPPONENT	P/S	TACKLES							INTERCEPTIONS					O. FUMB				ST				MISC		W/L	SCORE			
			TK	S	A	SK	YDS	TFL	YDS	QBH	NO	YDS	LG	TD	PD	FF	FR	TD	YDS	TK	S	A	FF	FR			S	A	
01/16	Steelers		RESERVE/INJURED																							W	42-21		
01/23	Bills		RESERVE/INJURED																							W	42-36+		
01/30	Bengals		RESERVE/INJURED																							L	24-27+		
2021 TOTALS			0	0	0	0.0	0.0	0	0	0	0	0	0	0	0	0	0	0	0	0	0	0	0	0	0	0	0	2-1	

+ - Overtime





ELIJAH LEE

LINEBACKER #44
KANSAS STATE



6TH YEAR IN THE NFL

1ST YEAR WITH THE CHIEFS

HEIGHT: 6'3"
WEIGHT: 229 LBS
DRAFTED: FA - '22
BIRTHDAY: 2/8/96

👁 Sixth-year linebacker enters his first season with the Chiefs in 2022.

👁 Originally entered the NFL as the seventh-round (232nd overall) draft pick with the Minnesota Vikings in the 2017 NFL Draft.

Transactions:

Signed with Kansas City (3/23/22) ... Activated from Cleveland's practice squad (10/8/21) ... Signed to Cleveland's practice squad (10/6/21) ... Released by Cleveland (10/5/21) ... Activated from Cleveland's practice squad (9/18/21) ... Signed to Cleveland's practice squad (9/13/21) ... Activated from Cleveland's practice

squad (9/11/21) ... Signed to Cleveland's practice squad (9/1/21) ... Released by Cleveland (8/31/21) ... Re-signed with Cleveland (3/22/21) ... Reinstated from the Commissioner's Permission List (11/5/20) ... Added to the NFL's Permission List (10/30/20) ... Acquired off waivers by Cleveland (10/30/20) ... Released by Detroit (10/29/20) ... Signed with Detroit (3/27/20) ... Activated from the 49ers practice squad (11/5/19) ... Added to the 49ers practice squad (9/1/19) ... Released by the 49ers (8/31/19) ... Re-signed with the 49ers (3/14/19) ... Activated to the 49ers active roster (9/13/17) ... Signed to Minnesota's practice squad (9/3/17) ... Released by Minnesota (9/2/17) ... Originally entered the NFL as the seventh-round (232nd overall) draft pick with the Minnesota Vikings in the 2017 NFL Draft.

COLLEGE

A three-year letterwinner who made the successful transition from high school defensive end to two-time All-Big 12 linebacker ... Became the first Wildcat linebacker to earn consecutive All-Big 12 honors since Arthur Brown in 2011 and 2012 ... Tallied five career interceptions, the most by a Wildcat linebacker under head coach Bill Snyder ... Finished career tied for fourth in K-State bowl history with 20 career tackles ... Helped the Wildcats earn a 24-15 record and three bowl berths in his career prior to declaring to the NFL Draft after his junior year.

PERSONAL

- 👁 A native of Blue Springs, Mo.
- 👁 Played for Blue Springs under head coach Kelly Donohoe.
- 👁 A two-time recipient of the Buck Buchanan Memorial Award, given to the best lineman or linebacker in the top two high school classes in Kansas or Missouri high school football in the Kansas City area. Is only the second two-time winner of the award.
- 👁 Selected as the Missouri Football Coaches' Association (MFCA) Class 6 Defensive Player of the Year, while he was a unanimous pick for the MFCA All-State squad in 2013.
- 👁 Named first-team All-State by the Missouri media in 2013 and was selected to the USA Today/American Family Insurance All-USA Missouri Team.
- 👁 Named to the MaxPreps Junior All-American team in 2012.
- 👁 Also a first-team All-State honoree by both the coaches and media as a junior.
- 👁 A two-time Kansas City Star All-Metro honoree.
- 👁 Recorded 85 tackles, including 36 for loss and 12 sacks as a senior after collecting 71 tackles, 33.5 TFLs and 18.5 sacks in 2012.
- 👁 Also participated in basketball, earning all-conference and all-district honors.



ELIJAH LEE'S NFL REGULAR SEASON DEFENSIVE STATISTICS

DATE	TEAM	GP	TACKLES										INTERCEPTIONS					O. FUMB				ST				MISC	
			GS	TK	S	A	TFL	YDS	SK	YDS	QBH	NO	YDS	LG	TD	PD	FF	FR	TD	YDS	TK	S	A	FF	FR	S	A
2017	Vikings	0	0	0	0	0	0	0	0	0.0	0.0	0	0	0	0	0	0	0	0	0	0	0	0	0	0	0	0
Went from Minnesota to San Francisco.																											
2017	49ers	14	0	0	0	0	0	0	0.0	0.0	0	0	0	0	0	0	0	0	0	0	0	0	0	0	0	0	0
2017	TOTAL	14	0	0	0	0	0	0	0.0	0.0	0	0	0	0	0	0	0	0	0	0	0	0	0	0	0	0	0
2018	49ers	16	5	62	51	11	3	6	1.0	10.0	1	0	0	0	0	2	1	0	0	0	0	3	3	0	0	1	0
2019	49ers	8	1	5	2	3	1	1	0.0	0.0	0	0	0	0	0	0	0	0	0	0	0	2	1	1	0	0	0
2020	Lions	4	0	0	0	0	0	0	0.0	0.0	0	0	0	0	0	0	0	0	0	0	0	2	1	1	0	0	0
Went from Detroit to Cleveland.																											
2020	Browns	9	0	0	0	0	0	0	0.0	0.0	0	0	0	0	0	0	0	0	0	0	0	6	5	1	0	0	0
2020	TOTAL	13	0	0	0	0	0	0	0.0	0.0	0	0	0	0	0	0	0	0	0	0	0	8	6	2	0	0	0
2021	Browns	16	0	8	7	1	0	0	0.0	0.0	0	0	0	0	0	0	0	0	0	0	0	7	4	3	0	0	0
NFL TOTALS		67	6	75	60	15	4	7	1.0	10.0	1	0	0	0	2	1	0	0	0	0	0	24	17	7	1	1	0

ELIJAH LEE'S NFL POSTSEASON DEFENSIVE STATISTICS

DATE	TEAM	GP	TACKLES										INTERCEPTIONS					O. FUMB				ST				MISC	
			GS	TK	S	A	TFL	YDS	SK	YDS	QBH	NO	YDS	LG	TD	PD	FF	FR	TD	YDS	TK	S	A	FF	FR	S	A
2019	49ers	3	0	0	0	0	0	0	0.0	0.0	0	0	0	0	0	0	0	0	0	0	0	4	2	2	0	0	0
2020	Browns	2	0	0	0	0	0	0	0.0	0.0	0	0	0	0	0	0	0	0	0	0	0	0	0	0	0	0	
NFL TOTALS		5	0	0	0	0	0	0	0.0	0.0	0	0	0	0	0	0	0	0	0	0	0	4	2	2	0	0	0

SINGLE-GAME HIGHS: DEFENSIVE

Total Tackles	12 vs. Detroit, Sep 16, 2018 11 vs. Chicago, Dec 23, 2018 10 at L.A. Rams, Dec 30, 2018 10 vs. Seattle, Dec 16, 2018 7 at Tampa Bay, Nov 25, 2018	Tackles For Loss	1 vs. Arizona, Nov 17, 2019 1 at L.A. Rams, Dec 30, 2018 1 vs. Seattle, Dec 16, 2018 ...1 more at 1.
Solo Tackles	10 vs. Chicago, Dec 23, 2018 10 vs. Detroit, Sep 16, 2018 7 at L.A. Rams, Dec 30, 2018 7 vs. Seattle, Dec 16, 2018 6 at Tampa Bay, Nov 25, 2018	Special Teams Tackles	2 vs. Las Vegas, Dec 20, 2021 2 at N.Y. Jets, Dec 27, 2020 2 vs. Tennessee, Dec 17, 2017 1 vs. Cincinnati, Jan 09, 2022 ...17 more at 1.
Sacks	1.0 vs. Detroit, Sep 16, 2018	Special Teams Forced Fumbles	1 at Indianapolis, Oct 08, 2017
Passes Defensed	1 vs. Denver, Dec 09, 2018 1 at Tampa Bay, Nov 25, 2018	Special Teams Fumble Recoveries	1 at Arizona, Oct 28, 2018
Forced Fumbles	1 vs. Detroit, Sep 16, 2018		

SINGLE-GAME HIGHS - POSTSEASON: DEFENSIVE

Special Teams Tackles	2 at Kansas City, Feb 02, 2020 1 vs. Green Bay, Jan 19, 2020 1 vs. Minnesota, Jan 11, 2020
------------------------------	--

2017 GAME-BY-GAME REGULAR-SEASON STATISTICS (VIKINGS/49ERS)

DATE	OPPONENT	P/S	TACKLES										INTERCEPTIONS					O. FUMB				ST				MISC		W/L	SCORE			
			TK	S	A	SK	YDS	TFL	YDS	QBH	NO	YDS	LG	TD	PD	FF	FR	TD	YDS	TK	S	A	FF	FR	S	A						
09/11	Saints		PRACTICE SQUAD																												W	29-19
Went from Vikings to 49ers.																																
09/17	at Seahawks	P	0	0	0	0.0	0.0	0	0	0	0	0	0	0	0	0	0	0	0	0	0	0	0	0	0	0	0	L	9-12			
09/21	Rams	P	0	0	0	0.0	0.0	0	0	0	0	0	0	0	0	0	0	0	0	0	0	0	0	0	0	0	L	39-41				
10/01	at Cardinals	P	0	0	0	0.0	0.0	0	0	0	0	0	0	0	0	0	0	0	0	0	0	0	0	0	0	L	15-18+					
10/08	at Colts	P	0	0	0	0.0	0.0	0	0	0	0	0	0	0	0	0	0	0	0	0	0	1	1	0	1	0	L	23-26+				
10/15	at Redskins	P	0	0	0	0.0	0.0	0	0	0	0	0	0	0	0	0	0	0	0	0	0	0	0	0	0	L	24-26					
10/22	Cowboys	P	0	0	0	0.0	0.0	0	0	0	0	0	0	0	0	0	0	0	0	0	0	0	0	0	0	L	10-40					
10/29	at Eagles	P	0	0	0	0.0	0.0	0	0	0	0	0	0	0	0	0	0	0	0	0	0	0	0	0	0	L	10-33					
11/05	Cardinals	P	0	0	0	0.0	0.0	0	0	0	0	0	0	0	0	0	0	0	0	0	0	0	0	0	0	L	10-20					
11/12	Giants		INACTIVE																												W	31-21
11/26	Seahawks	P	0	0	0	0.0	0.0	0	0	0	0	0	0	0	0	0	0	0	0	0	0	0	0	0	0	L	13-24					
12/03	at Bears	P	0	0	0	0.0	0.0	0	0	0	0	0	0	0	0	0	0	0	0	0	0	1	1	0	0	0	W	15-14				
12/10	at Texans	P	0	0	0	0.0	0.0	0	0	0	0	0	0	0	0	0	0	0	0	0	0	0	0	0	0	W	26-16					
12/17	Titans	P	0	0	0	0.0	0.0	0	0	0	0	0	0	0	0	0	0	0	0	0	2	1	1	0	0	W	25-23					
12/24	Jaguars	P	0	0	0	0.0	0.0	0	0	0	0	0	0	0	0	0	0	0	0	0	0	0	0	0	0	W	44-33					
12/31	at Rams	P	0	0	0	0.0	0.0	0	0	0	0	0	0	0	0	0	0	0	0	0	0	0	0	0	0	W	34-13					
2017 TOTALS		14-0	0	0	0	0.0	0.0	0	0	0	0	0	0	0	0	0	0	0	0	0	4	3	1	1	0	0	0	7-9				

+ - Overtime



2021 GAME-BY-GAME REGULAR-SEASON STATISTICS (BROWNS)

DATE	OPPONENT	P/S	TACKLES							INTERCEPTIONS					O. FUMB				ST				MISC		W/L	SCORE	
			TK	S	A	SK	YDS	TFL	YDS	QBH	NO	YDS	LG	TD	PD	FF	FR	TD	YDS	TK	S	A	FF	FR			S
09/12	at Chiefs	P	0	0	0	0.0	0.0	0	0	0	0	0	0	0	0	0	0	0	1	1	0	0	0	0	0	L	29-33
09/19	Texans	P	1	1	0	0.0	0.0	0	0	0	0	0	0	0	0	0	0	0	0	0	0	0	0	0	0	W	31-21
09/26	Bears	P	1	1	0	0.0	0.0	0	0	0	0	0	0	0	0	0	0	0	1	0	1	0	0	0	0	W	26-6
10/03	at Vikings	P	2	2	0	0.0	0.0	0	0	0	0	0	0	0	0	0	0	0	0	0	0	0	0	0	0	W	14-7
10/10	at Chargers	P	0	0	0	0.0	0.0	0	0	0	0	0	0	0	0	0	0	0	0	0	0	0	0	0	0	L	42-47
10/17	Cardinals	P	0	0	0	0.0	0.0	0	0	0	0	0	0	0	0	0	0	0	0	0	0	0	0	0	0	L	14-37
10/21	Broncos	P	0	0	0	0.0	0.0	0	0	0	0	0	0	0	0	0	0	0	0	0	0	0	0	0	0	W	17-14
10/31	Steelers	P	0	0	0	0.0	0.0	0	0	0	0	0	0	0	0	0	0	0	1	1	0	0	0	0	0	L	10-15
11/07	at Bengals	P	3	2	1	0.0	0.0	0	0	0	0	0	0	0	0	0	0	0	1	1	0	0	0	0	0	W	41-16
11/14	at Patriots	P	1	1	0	0.0	0.0	0	0	0	0	0	0	0	0	0	0	0	0	0	0	0	0	0	0	L	7-45
11/21	Lions	P	0	0	0	0.0	0.0	0	0	0	0	0	0	0	0	0	0	0	0	0	0	0	0	0	0	W	13-10
11/28	at Ravens	P	0	0	0	0.0	0.0	0	0	0	0	0	0	0	0	0	0	0	0	0	0	0	0	0	0	L	10-16
12/12	Ravens	P	0	0	0	0.0	0.0	0	0	0	0	0	0	0	0	0	0	0	0	0	0	0	0	0	0	W	24-22
12/20	Raiders	P	0	0	0	0.0	0.0	0	0	0	0	0	0	0	0	0	0	0	2	1	1	0	0	0	0	L	14-16
12/25	at Packers	P	0	0	0	0.0	0.0	0	0	0	0	0	0	0	0	0	0	0	0	0	0	0	0	0	0	L	22-24
01/03	at Steelers																								L	14-26	
01/09	Bengals																								W	21-16	
2021 TOTALS			15-0	8	7	1	0.0	0.0	0	0	0	0	0	0	0	0	0	0	6	4	2	0	0	0	0	8-9	

2019 GAME-BY-GAME POSTSEASON STATISTICS (49ERS)

DATE	OPPONENT	P/S	TACKLES							INTERCEPTIONS					O. FUMB				ST				MISC		W/L	SCORE	
			TK	S	A	SK	YDS	TFL	YDS	QBH	NO	YDS	LG	TD	PD	FF	FR	TD	YDS	TK	S	A	FF	FR			S
01/11	Vikings	P	0	0	0	0.0	0.0	0	0	0	0	0	0	0	0	0	0	0	1	1	0	0	0	0	0	W	27-10
01/19	Packers	P	0	0	0	0.0	0.0	0	0	0	0	0	0	0	0	0	0	0	1	0	1	0	0	0	0	W	37-20
02/02	at Chiefs	P	0	0	0	0.0	0.0	0	0	0	0	0	0	0	0	0	0	0	2	1	1	0	0	0	0	L	20-31
2019 TOTALS			3-0	0	0	0	0.0	0.0	0	0	0	0	0	0	0	0	0	0	4	2	2	0	0	0	0	2-1	

2020 GAME-BY-GAME POSTSEASON STATISTICS (BROWNS)

DATE	OPPONENT	P/S	TACKLES							INTERCEPTIONS					O. FUMB				ST				MISC		W/L	SCORE	
			TK	S	A	SK	YDS	TFL	YDS	QBH	NO	YDS	LG	TD	PD	FF	FR	TD	YDS	TK	S	A	FF	FR			S
01/10	at Steelers	P	0	0	0	0.0	0.0	0	0	0	0	0	0	0	0	0	0	0	0	0	0	0	0	0	0	W	48-37
01/17	at Chiefs	P	0	0	0	0.0	0.0	0	0	0	0	0	0	0	0	0	0	0	0	0	0	0	0	0	0	L	17-22
2020 TOTALS			2-0	0	0	0	0.0	0.0	0	0	0	0	0	0	0	0	0	0	0	0	0	0	0	0	0	1-1	





PATRICK MAHOMES

QUARTERBACK #15
TEXAS TECH

21 20 19 18 18 20
PRO BOWL PRO BOWL PRO BOWL PRO BOWL 1ST TEAM 2ND TEAM



6TH YEAR IN THE NFL

6TH YEAR WITH THE CHIEFS

HEIGHT: 6'2"
WEIGHT: 225 LBS
DRAFTED: D1-17
BIRTHDAY: 9/17/95

Quarterback enters his sixth season with the Chiefs in 2022 and his fifth-year as the starter (2018-22).

Voted by teammates as a team captain for the postseason in each of his five seasons as the starter (2018-21).

Voted by teammates as the recipient of the Derrick Thomas Award as the team's Most Valuable Player following the 2018 season.

With his start in Super Bowl LV following the 2020 season, Mahomes became the youngest quarterback in NFL history (25 years and 143 days old) to start in two Super Bowls, surpassing Russell Wilson, who was 26 years and 64 days old at the time of his second Super Bowl start (SB XLIX) with the Seattle Seahawks.

Was named the NFL MVP for the 2018 season as voted on by the *Associated Press*, making him the youngest recipient of the award since PFHOF QB Dan Marino in 1984.

At 24 years and 138 days, Mahomes became the third-youngest player and youngest quarterback in NFL history to be named Super Bowl MVP, earning the honors for his performance in Super Bowl LIV vs. the San Francisco 49ers. He also became the youngest player ever to win both a league MVP and a Super Bowl title.

Made his NFL debut and first start during the Chiefs 2017 regular season finale at the Denver Broncos (12/31/17) and completing 22-of-35 passes (62.9%) for 284 yards. His 284 passing yards in the game are the second-most by a rookie passer in a single-game in franchise history.

Originally entered the NFL as the 10th overall pick of the 2017 NFL Draft by Kansas City.

The Chiefs traded the No. 27 overall pick, a third-round pick and their 2018 first-round selection to the Buffalo Bills in order to move up to the 10th spot to select Mahomes.

Career Highlights:

Entering the 2022 season, Mahomes tops the franchise's career passing charts in multiple categories, ranking first in passer rating (105.8), completion percentage (66.1%), 300-yard passing games (31), 100.0 passer rating games (36), yards-per-attempt average (8.10) and 25-yard completions (158). He also finds himself in the top five for attempts (2,345), completions (1,550), yards (18,991) and touchdowns (151).

Owns 64 career touchdown passes at GEHA Field at Arrowhead Stadium, passing QB Trent Green (62) for the most career touchdown passes in the stadium's history.

With 4,839 passing yards in 2021, Mahomes recorded his fourth-consecutive season (2018-21) with 4,000 or more passing yards. He joins Pro Football Hall of Famer Peyton

Manning as the only two players to have four such seasons in their first five years in the league.

Mahomes has thrown for 4,500+ yards and 35+ touchdowns in three of his first five seasons in the league (2018, 2020, 2021). He is one of seven players in NFL history to have multiple seasons throwing for 4,500+ yards and 35+ touchdowns and one of just four quarterbacks in NFL history to have at least three such seasons, joining Tom Brady (4), Drew Brees (4) and PFHOF Peyton Manning (3).

Became the fastest QB in NFL history to reach 15,000 career passing yards, doing so in just 49 career starts, outpacing QB Matthew Stafford and PFHOF QB Kurt Warner who both accomplished the feat in 53 career games.

Mahomes threw a touchdown pass in 31 straight regular season games between the 2019 and 2021 seasons, establishing a new franchise record and ranking as the ninth-longest streak in NFL history (regular season only). He also owns a streak of 14 consecutive regular season games with at least two touchdown passes, the second-longest streak in NFL history behind only PFHOF Peyton Manning's streak of 15 such games.

Owns 31 career 300-yard games, marking the most 300-yard games in franchise history. Twenty-six of those performances came in his first four seasons (2017-20), tying PFHOF QB Kurt Warner (26) for the most games of at least 300 passing yards in a player's first four seasons in league annals.

Recorded 1,831 passing yards with no interceptions in the first five games of the 2019 season, passing PFHOF Peyton Manning (1,744 passing yards in 2013) for the most passing yards without an interception to begin a season in NFL history.

Threw for 278 yards in the second quarter in Week 2 at Oakland (9/15/19), the second-most passing yards in any single quarter in a game in NFL history, trailing only New Orleans QB Drew Brees who threw for 294 yards in the fourth quarter at Atlanta on Nov. 9, 2008.

During the 2018 season became just the second quarterback (Peyton Manning in 2013) in NFL history to throw for 50 touchdowns and 5,000 passing yards in a single-season.

Became the fastest player in NFL history to 4,000 career passing yards by accomplishing the feat in just 13 career games.

In his first season as the full-time starter in 2018, he broke the Chiefs single-season passing touchdown record by Week 10, passing Len Dawson (30) with 31 touchdown passes. Went on to finish the 2018 season with 50 touchdown passes, tied for the second-most in a single season in NFL history with QB Tom Brady (50 in 2007).

Has recorded six touchdown passes in a game twice in his



career against the Steelers (9/16/18) and the Rams (11/19/20), tying Chiefs and PFHOF QB Len Dawson for most touchdown passes in one game in team history.

Threw 29 touchdown passes in his first 10 career NFL games, more TD throws than any QB in NFL history in their first 10 games.

🏈 First quarterback in Chiefs history to throw for 300+ yards in eight consecutive games in a single season (2018).

Postseason Career Highlights:

🏈 Has started 11 career postseason games for the Chiefs, carrying an 8-3 record. His 11 starts and 72.7 winning percentage are the top marks by a quarterback in franchise history.

Orchestrated one of the most exciting finishes to a playoff game in the 2021 AFC Divisional Round against the Buffalo Bills, leading the Chiefs to 19 fourth-quarter and overtime points, including setting up the game-tying field goal with just 0:13 remaining on the clock and connecting with TE Travis Kelce for an eight-yard game-winning touchdown in OT. Completed a franchise record 33 passes and tied for the second-most yards in a single game in franchise postseason history with 378 yards in the win to set up an NFL record fourth-consecutive home conference title game at GEHA Field at Arrowhead Stadium.

Has thrown five touchdown passes in a postseason game twice, joining PFHOF QB Kurt Warner (twice) and QB Daryle Lamonica (twice) as the only players in NFL history to have multiple playoff games with five or more passing touchdowns.

Entering the 2022 season, Mahomes owns the franchise's postseason records for passing yards (3,381), touchdown passes (28), completions (280), attempts (423), completion percentage (66.2) and passer rating (105.7).

Threw three touchdown passes in the 2021 AFC Championship Game vs. Cincinnati (1/30/22), giving him seven postseason games with three or more touchdown passes, ranking as the fourth-most by a quarterback in NFL history.

Finished the 2021 postseason with 11 passing touchdowns, tying Joe Flacco (2012) and PFHOFs Kurt Warner (2008) and Joe Montana (1989) for the most touchdown passes in a single postseason in NFL history.

With his start in the AFC Championship Game against Buffalo (1/24/21) during the 2020 season, he became the 12th quarterback since the 1970 merger to start in three-consecutive conference championship games and was the first player to accomplish the feat prior to his 26th birthday. He also became the first quarterback ever to accomplish the feat in his first four seasons in the league.

🏈 In the AFC Championship Game against Tennessee

(1/19/20) became the first player in Chiefs franchise history to ever record multiple passing touchdowns and a rushing touchdown (three passing, one rushing) in a postseason game.

🏈 Became the first player in NFL history to record 300+ passing yards, five+ passing touchdowns and 50+ rushing yards in a playoff game in the AFC Divisional Round against Houston (1/12/20).

🏈 Threw five touchdown passes in the 2020 AFC Divisional Round, the most in a single-game in Chiefs postseason history and tied for the fourth-most in NFL history. Four of his five touchdowns came in the second quarter, making him just the second player in NFL postseason history (QB Doug Williams in Super Bowl XXII) with four passing touchdowns in a single quarter.

Honors:

Selected to the Pro Bowl following the 2018, 2019, 2020 and 2021 seasons.

Named an AP All-Pro following the 2018 (first-team) and 2020 (second-team) seasons.

Received PFWA All-AFC Team honors in 2018 and 2020.

🏈 December 2021 AFC Offensive Player of the Month.

🏈 2021 Weeks 1 and 10 AFC Offensive Player of the Week.

2020 Sports Illustrated Sportsperson of the Year.

2020 TSN All-NFL Team.

November 2020 AFC Offensive Player of the Month.

🏈 2020 Weeks 3 and 8 AFC Offensive Player of the Week.

Super Bowl LIV MVP.

🏈 September 2019 AFC Offensive Player of Month.

🏈 2019 Week 2 AFC Offensive Player of Week.

🏈 2019 ESPY Best NFL Player.

2019 Week 2 FedEx Air Player of the Week.

2018 Chiefs Derrick Thomas Most Valuable Player.

2018 Bert Bell Award.

🏈 2018 NFL Most Valuable Player.

2018 AP, NFL, PFWA, SI and the 101 Awards Offensive Player of the Year.

2018 PFW All-NFL Team.

2018 FedEx Air Player of the Year.

2018 Weeks 1, 2, 7 and 8 AFC Offensive Player of the Week.

2018 Weeks 2, 7 and 8 FedEx Air Player of the Week.

🏈 September 2018 AFC Player of the Month.

Transactions:

Signed contract extension with Kansas City (7/6/20) ... Signed with Kansas City (7/20/17) ... Originally entered the NFL as a first-round pick (10th overall) by the Kansas City Chiefs in the 2017 NFL Draft.

COLLEGE

A three-year starter at Texas Tech, Mahomes finished his Red Raider career with 857 completions on 1,349 attempts (63.5 pct.) ... Totaled 11,252 yards, 93 touchdowns and 845 rushing yards ... Began his career by starting the Red Raiders final four games as a true freshman, passing for 1,547 yards and 16 touchdowns with a 56.8 completion percentage with one of those games being a 598-yard, six-touchdown effort against a top-10 team in Baylor ... Gathered honorable mention All-Big 12 notice as a freshman in 2014 and was additionally honored in 2015 after starting every game and leading the FBS with 393 yards of total offense per game (totaled 4,653 yards, 36 TDs, 15 INTs, 63.5 completion percentage) ... Was a second-team all-conference pick in his final season at Tech in 2016, leading the FBS with 421 passing yards per game (5,052 total, 41 TDs, 10 INTs, 65.7 completion percentage) ... Set a (then) NCAA record with 819 yards of total offense, while also tying the NCAA mark for passing yards with 734 vs. No. 16 Oklahoma on Oct. 23.

PERSONAL

🏈 Attended Whitehouse (Texas) High School where he earned several honors: MaxPreps 2013-14 National Male Athlete of the Year, 2013 Texas Associated Press Sports Editors High School Football Player of the Year, Associated Press Class 4A Offensive Player of the Year and All-East Texas Most Valuable Player.

🏈 A three-sport star as a prep, Mahomes also lettered in basketball and baseball, where he was selected by the Detroit Tigers in the 2014 Major League Baseball First-Year Player Draft in the 37th Round (No. 1,120 overall selection).

- 👁️ Father, Pat, pitched 11 years in Major League Baseball with six organizations, including five years with the Minnesota Twins.
- 👁️ Studied marketing at Texas Tech.
- 👁️ In 2019, founded the 15 and Mahomies Foundation which is dedicated to improving the lives of children. The Foundation supports initiatives that focus on health, wellness, communities in need of resources and other charitable causes.
- 👁️ Hometown: Tyler, Texas.

PATRICK MAHOMES' NFL REGULAR SEASON PASSING STATISTICS

DATE	TEAM	GP	GS	ATT.	CMP.	PCT.	YDS	AVG.	TD	INT.	LG	SK	LST	RATE
2017	Chiefs	1	1	35	22	62.9	284	8.1	0	1	51	2	15	76.4
2018	Chiefs	16	16	580	383	66.0	5,097	8.8	50	12	89t	26	171	113.8
2019	Chiefs	14	14	484	319	65.9	4,031	8.3	26	5	83t	17	127	105.3
2020	Chiefs	15	15	588	390	66.3	4,740	8.1	38	6	75t	22	147	108.2
2021	Chiefs	17	17	658	436	66.3	4,839	7.4	37	13	75t	28	146	98.5
TOTALS		63	63	2,345	1,550	66.1	18,991	8.1	151	37	89T	95	606	105.8

PATRICK MAHOMES' NFL POSTSEASON PASSING STATISTICS

DATE	TEAM	GP	GS	ATT.	CMP.	PCT.	YDS	AVG.	TD	INT.	LG	SK	LST	RATE
2017	Chiefs	0	0	0	0	0.0	0	0.0	0	0	0	0	0	0.0
2018	Chiefs	2	2	72	43	59.7	573	8.0	3	0	54	8	71	98.9
2019	Chiefs	3	3	112	72	64.3	901	8.0	10	2	60t	6	20	111.5
2020	Chiefs	3	3	117	76	65.0	850	7.3	4	2	71	4	27	90.8
2021	Chiefs	3	3	122	89	73.0	1,057	8.7	11	3	64t	9	81	118.8
TOTALS		11	11	423	280	66.2	3,381	8.0	28	7	71	27	199	105.7

PATRICK MAHOMES' NFL REGULAR SEASON RUSHING STATISTICS

DATE	TEAM	NO.	YDS.	AVG.	LG	TD
2017	Chiefs	7	10	1.4	5	0
2018	Chiefs	60	272	4.5	28	2
2019	Chiefs	43	218	5.1	25	2
2020	Chiefs	62	308	5.0	24	2
2021	Chiefs	66	381	5.8	32	2
TOTALS		238	1,189	5.0	32	8

PATRICK MAHOMES' NFL POSTSEASON RUSHING STATISTICS

DATE	TEAM	NO.	YDS.	AVG.	LG	TD
2017	Chiefs	0	0	0.0	0	0
2018	Chiefs	5	19	3.8	9	1
2019	Chiefs	24	136	5.7	27t	2
2020	Chiefs	13	52	4.0	13	1
2021	Chiefs	13	117	9.0	34	1
TOTALS		55	324	5.9	34	5

SINGLE-GAME HIGHS: QUARTERBACK

Pass Attempts	54 vs. Buffalo, Oct 10, 2021 53 vs. Baltimore, Dec 09, 2018 50 at Las Vegas, Nov 14, 2021 50 at Tennessee, Nov 10, 2019 49 at Tampa Bay, Nov 29, 2020	Passer Rating	154.8 at Pittsburgh, Sep 16, 2018 144.4 vs. N.Y. Jets, Nov 01, 2020 143.2 at Jacksonville, Sep 08, 2019 139.2 vs. Las Vegas, Dec 12, 2021 135.1 vs. Pittsburgh, Dec 26, 2021
Pass Completions	37 at Tampa Bay, Nov 29, 2020 36 at Tennessee, Nov 10, 2019 35 at Las Vegas, Nov 14, 2021 35 vs. Baltimore, Dec 09, 2018 34 at Las Vegas, Nov 22, 2020	Rush Attempts	10 at Buffalo, Oct 19, 2020 9 at Denver, Jan 08, 2022 9 at Oakland, Dec 02, 2018 8 vs. Buffalo, Oct 10, 2021 8 vs. New England, Oct 05, 2020
Yards Passing	478 at L.A. Rams, Nov 19, 2018 462 at Tampa Bay, Nov 29, 2020 446 at Tennessee, Nov 10, 2019 443 at Oakland, Sep 15, 2019 416 vs. N.Y. Jets, Nov 01, 2020	Rushing Yards	61 vs. Buffalo, Oct 10, 2021 59 at L.A. Chargers, Nov 18, 2019 54 at Denver, Jan 08, 2022 54 at L.A. Chargers, Sep 20, 2020 54 at Detroit, Sep 29, 2019
TD Passes	6 at L.A. Rams, Nov 19, 2018 6 at Pittsburgh, Sep 16, 2018 5 at Las Vegas, Nov 14, 2021 5 at Philadelphia, Oct 03, 2021 ...1 more at 5.	Rushing Average	7.6 vs. Buffalo, Oct 10, 2021 6.0 at Denver, Jan 08, 2022 5.8 at Oakland, Dec 02, 2018 5.3 at New Orleans, Dec 20, 2020 3.6 at Buffalo, Oct 19, 2020
Long Passes	89t vs. Oakland, Dec 30, 2018 83t vs. Baltimore, Sep 22, 2019 75t vs. Cleveland, Sep 12, 2021 75t at Tampa Bay, Nov 29, 2020 75t at New England, Oct 14, 2018	Longest Runs	32 at L.A. Chargers, Dec 16, 2021 28 at Oakland, Dec 02, 2018 25 at Denver, Jan 08, 2022 25 at Detroit, Sep 29, 2019 24 at New Orleans, Dec 20, 2020 ...1 more at 24.
Completion Percentage	83.3 vs. Las Vegas, Dec 12, 2021 82.1 at Pittsburgh, Sep 16, 2018 80.8 at Buffalo, Oct 19, 2020 80.0 at Philadelphia, Oct 03, 2021 79.4 vs. Denver, Dec 15, 2019	Rushing TDs	1 vs. Denver, Dec 05, 2021 1 vs. Cleveland, Sep 12, 2021 1 vs. Las Vegas, Oct 11, 2020 ...5 more at 1.

SINGLE-GAME HIGHS - POSTSEASON: QUARTERBACK

Pass Attempts	49 at Tampa Bay, Feb 07, 2021 44 vs. Buffalo, Jan 23, 2022 41 vs. San Francisco, Feb 02, 2020 41 vs. Indianapolis, Jan 12, 2019 39 vs. Cincinnati, Jan 30, 2022 ...1 more at 39.	Passer Rating	138.2 vs. Pittsburgh, Jan 16, 2022 134.6 vs. Houston, Jan 12, 2020 127.6 vs. Buffalo, Jan 24, 2021 123.1 vs. Buffalo, Jan 23, 2022 117.1 vs. Tennessee, Jan 19, 2020
Pass Completions	33 vs. Buffalo, Jan 23, 2022 30 vs. Pittsburgh, Jan 16, 2022 29 vs. Buffalo, Jan 24, 2021 27 vs. Indianapolis, Jan 12, 2019 26 vs. Cincinnati, Jan 30, 2022 ...2 more at 26.	Rush Attempts	10 vs. San Francisco, Feb 02, 2020 7 vs. Buffalo, Jan 23, 2022 7 vs. Tennessee, Jan 19, 2020 7 vs. Houston, Jan 12, 2020 5 at Tampa Bay, Feb 07, 2021 ...1 more at 5.
Yards Passing	404 vs. Pittsburgh, Jan 16, 2022 378 vs. Buffalo, Jan 23, 2022 325 vs. Buffalo, Jan 24, 2021 321 vs. Houston, Jan 12, 2020 295 vs. New England, Jan 20, 2019	Rushing Yards	69 vs. Buffalo, Jan 23, 2022 54 vs. Tennessee, Jan 19, 2020 53 vs. Houston, Jan 12, 2020 33 at Tampa Bay, Feb 07, 2021 29 vs. Pittsburgh, Jan 16, 2022 ...1 more at 29.
TD Passes	5 vs. Pittsburgh, Jan 16, 2022 5 vs. Houston, Jan 12, 2020 3 vs. Cincinnati, Jan 30, 2022 3 vs. Buffalo, Jan 23, 2022 ...3 more at 3.	Rushing Average	9.9 vs. Buffalo, Jan 23, 2022 7.7 vs. Tennessee, Jan 19, 2020 7.6 vs. Houston, Jan 12, 2020 2.9 vs. San Francisco, Feb 02, 2020
Long Passes	71 vs. Buffalo, Jan 24, 2021 64t vs. Buffalo, Jan 23, 2022 60t vs. Tennessee, Jan 19, 2020 54 vs. New England, Jan 20, 2019 48t vs. Pittsburgh, Jan 16, 2022 ...1 more at 48.	Longest Runs	34 vs. Buffalo, Jan 23, 2022 27t vs. Tennessee, Jan 19, 2020 23 vs. Pittsburgh, Jan 16, 2022 21 vs. Houston, Jan 12, 2020 14 vs. Houston, Jan 12, 2020 ...1 more at 14.
Completion Percentage	76.9 vs. Pittsburgh, Jan 16, 2022 76.3 vs. Buffalo, Jan 24, 2021 75.0 vs. Buffalo, Jan 23, 2022 70.0 vs. Cleveland, Jan 17, 2021 66.7 vs. Cincinnati, Jan 30, 2022	Rushing TDs	1 vs. Buffalo, Jan 23, 2022 1 vs. Cleveland, Jan 17, 2021 1 vs. San Francisco, Feb 02, 2020 ...2 more at 1.

300-YARD PASSING GAMES (31): REGULAR SEASON

DATE	TEAM	NO.	YDS.	AVG.	LG	TD
09/16/18	at Steelers	23	326	14.2	40	6
09/23/18	49ERS	24	314	13.1	42	3
10/01/18	at Broncos	28	304	10.9	35	1
10/07/18	JAGUARS	22	313	14.2	40	0
10/14/18	at Patriots	23	352	15.3	75t	4
10/21/18	BENGALS	28	358	12.8	50	4
10/28/18	BRONCOS	24	303	12.6	40	4
11/04/18	at Browns	23	375	16.3	50t	3
11/19/18	at Rams	33	478	14.5	73t	6
12/09/18	RAVENS	35	377	10.8	48	2
09/08/19	at Jaguars	25	378	15.1	68t	3
09/15/19	at Raiders	30	443	14.8	44t	4
09/22/19	RAVENS	27	374	13.9	83t	3
09/29/19	at Lions	24	315	13.1	33	0
10/06/19	COLTS	22	321	14.6	31	1
11/10/19	at Titans	36	446	12.4	63t	3
12/15/19	BRONCOS	27	340	12.6	41t	2
09/20/20	at Chargers	27	302	11.2	54t	2
09/28/20	at Ravens	31	385	12.4	49t	4
10/11/20	RAIDERS	22	340	15.5	37	2
11/01/20	JETS	31	416	13.4	41t	5
11/08/20	PANTHERS	30	372	12.4	44	4
11/22/20	at Raiders	34	348	10.2	22t	2
11/29/20	at Buccaneers	37	462	12.5	75t	3
12/06/20	BRONCOS	25	318	12.7	30	1
12/13/20	at Dolphins	24	393	16.4	44t	2
09/12/21	BROWNS	27	337	12.5	75t	3
09/19/21	at Ravens	24	343	14.3	46t	3
10/17/21	at Commanders	32	397	12.4	49	2
11/14/21	at Raiders	35	406	11.6	38t	5
12/16/21	at Chargers	31	410	13.2	69	3

300-YARD PASSING GAMES (4): POSTSEASON

DATE	TEAM	NO.	YDS.	AVG.	LG	TD
01/12/20	TEXANS	23	321	14.0	48	5
01/24/21	BILLS	29	325	11.2	71	3
01/16/22	STEELERS	30	404	13.5	48t	5
01/23/22	BILLS	33	378	11.5	64t	3

2017 GAME-BY-GAME REGULAR-SEASON STATISTICS (CHIEFS)

DATE	OPPONENT	P/S	PASSING											RUSHING				W/L	SCORE		
			ATT	CMP	YDS	PCT	Y/A	Y/C	TD	INT	LG	SK/YD	RATE	ATT	YDS	LG	TD				
09/07	at Patriots																			W	42-27
09/17	Eagles																			W	27-20
09/24	at Chargers																			W	24-10
10/02	Redskins																			W	29-20
10/08	at Texans																			W	42-34
10/15	Steelers																			L	13-19
10/19	at Raiders																			L	30-31
10/30	Broncos																			W	29-19
11/05	at Cowboys																			L	17-28
11/19	at Giants																			L	9-12+
11/26	Bills																			L	10-16
12/03	at Jets																			L	31-38
12/10	Raiders																			W	26-15
12/16	Chargers																			W	30-13
12/24	Dolphins																			W	29-13
12/31	at Broncos	S	35	22	284	62.9	8.1	12.9	0	1	51	2/15	76.4	7	10	5	0	W	27-24		
2017 TOTALS		1-1	35	22	284	62.9	8.1	12.9	0	1	51	2/15	76.4	7	10	5	0	10-6			

+ - Overtime



2018 GAME-BY-GAME REGULAR-SEASON STATISTICS (CHIEFS)

DATE	OPPONENT	P/S	PASSING											RUSHING				W/L	SCORE
			ATT	CMP	YDS	PCT	Y/A	Y/C	TD	INT	LG	SK/YD	RATE	ATT	YDS	LG	TD		
09/09	at Chargers	S	27	15	256	55.6	9.5	17.1	4	0	58t	1/0	127.5	5	21	8	0	W	38-28
09/16	at Steelers	S	28	23	326	82.1	11.6	14.2	6	0	40	1/4	154.8	5	18	10	0	W	42-37
09/23	49ers	S	38	24	314	63.2	8.3	13.1	3	0	42	2/7	115.5	5	7	7	0	W	38-27
10/01	at Broncos	S	45	28	304	62.2	6.8	10.9	1	0	35	1/0	89.5	3	7	8t	1	W	27-23
10/07	Jaguars	S	38	22	313	57.9	8.2	14.2	0	2	40	1/15	62.7	4	13	11	1	W	30-14
10/14	at Patriots	S	36	23	352	63.9	9.8	15.3	4	2	75t	0/0	110.0	2	9	6	0	L	40-43
10/21	Bengals	S	39	28	358	71.8	9.2	12.8	4	1	50	2/5	123.7	4	45	23	0	W	45-10
10/28	Broncos	S	34	24	303	70.6	8.9	12.6	4	1	40	2/12	125.0	2	-1	1	0	W	30-23
11/04	at Browns	S	32	23	375	71.9	11.7	16.3	3	1	50t	2/15	129.0	2	18	15	0	W	37-21
11/11	Cardinals	S	28	21	249	75.0	8.9	11.9	2	0	38	5/37	125.4	4	21	14	0	W	26-14
11/19	at Rams	S	46	33	478	71.7	10.4	14.5	6	3	73t	3/30	117.6	6	28	7	0	L	51-54
12/02	at Raiders	S	38	23	295	60.5	7.8	12.8	4	0	38	0/0	120.0	9	52	28	0	W	40-33
12/09	Ravens	S	53	35	377	66.0	7.1	10.8	2	1	48	3/29	91.5	2	-3	2	0	W	27-24+
12/13	Chargers	S	34	24	243	70.6	7.1	10.1	2	0	33	2/9	110.3	2	3	2	0	L	28-29
12/23	at Seahawks	S	40	23	273	57.5	6.8	11.9	3	0	32	1/8	103.4	3	33	22	0	L	31-38
12/30	Raiders	S	24	14	281	58.3	11.7	20.1	2	1	89t	0/0	109.9	2	1	2	0	W	35-3
2018 TOTALS		16-16	580	383	5,097	66.0	8.8	13.3	50	12	89T	26/171	113.8	60	272	28	2	12-4	

+ - Overtime

2019 GAME-BY-GAME REGULAR-SEASON STATISTICS (CHIEFS)

DATE	OPPONENT	P/S	PASSING											RUSHING				W/L	SCORE
			ATT	CMP	YDS	PCT	Y/A	Y/C	TD	INT	LG	SK/YD	RATE	ATT	YDS	LG	TD		
09/08	at Jaguars	S	33	25	378	75.8	11.5	15.1	3	0	68t	0/0	143.2	1	2	2	0	W	40-26
09/15	at Raiders	S	44	30	443	68.2	10.1	14.8	4	0	44t	2/7	131.2	1	-1	-1	0	W	28-10
09/22	Ravens	S	37	27	374	73.0	10.1	13.9	3	0	83t	1/11	132.0	4	9	11	0	W	33-28
09/29	at Lions	S	42	24	315	57.1	7.5	13.1	0	0	33	0/0	81.0	6	54	25	0	W	34-30
10/06	Colts	S	39	22	321	56.4	8.2	14.6	1	0	31	4/33	91.9	3	17	14	0	L	13-19
10/13	Texans	S	35	19	273	54.3	7.8	14.4	3	1	52	1/17	96.5	1	-1	-1	0	L	24-31
10/17	at Broncos	S	11	10	76	90.9	6.9	7.6	1	0	21t	0/0	125.8	1	2	2	0	W	30-6
10/27	Packers																	L	24-31
11/03	Vikings																	W	26-23
11/10	at Titans	S	50	36	446	72.0	8.9	12.4	3	0	63t	2/13	119.2	0	0	0	0	L	32-35
11/18	at Chargers	S	32	19	182	59.4	5.7	9.6	1	1	31	1/2	72.7	5	59	24	0	W	24-17
12/01	Raiders	S	29	15	175	51.7	6.0	11.7	1	0	47	1/12	81.8	3	25	13t	1	W	40-9
12/08	at Patriots	S	40	26	283	65.0	7.1	10.9	1	1	48t	1/12	83.6	6	6	5	0	W	23-16
12/15	Broncos	S	34	27	340	79.4	10.0	12.6	2	1	41t	3/13	115.7	3	11	7	0	W	23-3
12/22	at Bears	S	33	23	251	69.7	7.6	10.9	2	0	19	1/7	112.1	2	14	12t	1	W	26-3
12/29	Chargers	S	25	16	174	64.0	7.0	10.9	1	1	47	0/0	81.1	7	21	11	0	W	31-21
2019 TOTALS		14-14	484	319	4,031	65.9	8.3	12.6	26	5	83T	17/127	105.3	43	218	25	2	12-4	

2020 GAME-BY-GAME REGULAR-SEASON STATISTICS (CHIEFS)

DATE	OPPONENT	P/S	PASSING											RUSHING				W/L	SCORE
			ATT	CMP	YDS	PCT	Y/A	Y/C	TD	INT	LG	SK/YD	RATE	ATT	YDS	LG	TD		
09/10	Texans	S	32	24	211	75.0	6.6	8.8	3	0	19	1/8	123.3	0	0	0	0	W	34-20
09/20	at Chargers	S	47	27	302	57.4	6.4	11.2	2	0	54t	1/13	90.9	6	54	21	0	W	23-20+
09/28	at Ravens	S	42	31	385	73.8	9.2	12.4	4	0	49t	0/0	133.5	4	26	12	1	W	34-20
10/05	Patriots	S	29	19	236	65.5	8.1	12.4	2	0	45	1/7	113.6	8	28	18	0	W	26-10
10/11	Raiders	S	43	22	340	51.2	7.9	15.5	2	1	37	3/7	83.5	6	21	6	1	L	32-40
10/19	at Bills	S	26	21	225	80.8	8.7	10.7	2	0	37	1/4	128.4	10	36	9	0	W	26-17
10/25	at Broncos	S	23	15	200	65.2	8.7	13.3	1	0	38	3/25	107.2	0	0	0	0	W	43-16
11/01	Jets	S	42	31	416	73.8	9.9	13.4	5	0	41t	0/0	144.4	0	0	0	0	W	35-9
11/08	Panthers	S	45	30	372	66.7	8.3	12.4	4	0	44	2/11	121.7	1	6	6	0	W	33-31
11/22	at Raiders	S	45	34	348	75.6	7.7	10.2	2	1	22t	0/0	102.8	4	16	11	0	W	35-31
11/29	at Buccaneers	S	49	37	462	75.5	9.4	12.5	3	0	75t	2/6	124.7	4	28	17	0	W	27-24
12/06	Broncos	S	40	25	318	62.5	8.0	12.7	1	0	30	1/5	95.6	4	26	20	0	W	22-16
12/13	at Dolphins	S	34	24	393	70.6	11.6	16.4	2	3	44t	3/39	91.9	5	9	6	0	W	33-27
12/20	at Saints	S	47	26	254	55.3	5.4	9.8	3	0	23	4/22	92.0	7	37	24	0	W	32-29
12/27	Falcons	S	44	24	278	54.5	6.3	11.6	2	1	31	0/0	79.5	3	21	13	0	W	17-14
01/03	Chargers																	L	21-38
2020 TOTALS		15-15	588	390	4,740	66.3	8.1	12.2	38	6	75T	22/147	108.2	62	308	24	2	14-2	

+ - Overtime



2021 GAME-BY-GAME REGULAR-SEASON STATISTICS (CHIEFS)

DATE	OPPONENT	P/S	PASSING											RUSHING				W/L	SCORE
			ATT	CMP	YDS	PCT	Y/A	Y/C	TD	INT	LG	SK/YD	RATE	ATT	YDS	LG	TD		
09/12	Browns	S	36	27	337	75.0	9.4	12.5	3	0	75t	2/13	131.4	5	18	8	1	W	33-29
09/19	at Ravens	S	31	24	343	77.4	11.1	14.3	3	1	46t	0/0	131.5	1	3	3	0	L	35-36
09/26	Chargers	S	44	27	260	61.4	5.9	9.6	3	2	28	2/9	81.6	4	45	21	0	L	24-30
10/03	at Eagles	S	30	24	278	80.0	9.3	11.6	5	1	44t	1/7	131.0	5	26	12	0	W	42-30
10/10	Bills	S	54	33	272	61.1	5.0	8.2	2	2	26	2/0	70.9	8	61	23	0	L	20-38
10/17	at Football Team	S	47	32	397	68.1	8.4	12.4	2	2	49	3/7	90.5	3	31	17	0	W	31-13
10/24	at Titans	S	35	20	206	57.1	5.9	10.3	0	1	25	4/31	62.3	6	35	13	0	L	3-27
11/01	Giants	S	48	29	275	60.4	5.7	9.5	1	1	24	2/14	74.6	3	10	6	0	W	20-17
11/07	Packers	S	37	20	166	54.1	4.5	8.3	1	0	25	1/6	74.8	2	-2	-1	0	W	13-7
11/14	at Raiders	S	50	35	406	70.0	8.1	11.6	5	0	38t	0/0	127.6	0	0	0	0	W	41-14
11/21	Cowboys	S	37	23	260	62.2	7.0	11.3	0	1	37	3/16	71.9	7	11	11	0	W	19-9
12/05	Broncos	S	29	15	184	51.7	6.3	12.3	0	1	38	1/6	57.3	4	12	10t	1	W	22-9
12/12	Raiders	S	24	20	258	83.3	10.8	12.9	2	0	44	3/18	139.2	4	20	10	0	W	48-9
12/16	at Chargers	S	47	31	410	66.0	8.7	13.2	3	1	69	1/0	105.8	3	32	32	0	W	34-28+
12/26	Steelers	S	30	23	258	76.7	8.6	11.2	3	0	50	2/4	135.1	0	0	0	0	W	36-10
01/02	at Bengals	S	35	26	259	74.3	7.4	10.0	2	0	53	0/0	113.9	2	25	17	0	L	31-34
01/08	at Broncos	S	44	27	270	61.4	6.1	10.0	2	0	44	1/15	93.9	9	54	25	0	W	28-24
2021 TOTALS		17-17	658	436	4,839	66.3	7.4	11.1	37	13	75T	28/146	98.5	66	381	32	2	12-5	

+ - Overtime

2017 GAME-BY-GAME POSTSEASON STATISTICS (CHIEFS)

DATE	OPPONENT	P/S	PASSING											RUSHING				W/L	SCORE
			ATT	CMP	YDS	PCT	Y/A	Y/C	TD	INT	LG	SK/YD	RATE	ATT	YDS	LG	TD		
01/06	Titans		DID NOT PLAY															L	21-22
2017 TOTALS		0-0	0	0	0	0.0	0.0	0.0	0	0	0	0/0	0.0	0	0	0	0	0-1	

2018 GAME-BY-GAME POSTSEASON STATISTICS (CHIEFS)

DATE	OPPONENT	P/S	PASSING											RUSHING				W/L	SCORE
			ATT	CMP	YDS	PCT	Y/A	Y/C	TD	INT	LG	SK/YD	RATE	ATT	YDS	LG	TD		
01/12	Colts	S	41	27	278	65.9	6.8	10.3	0	0	34	4/25	85.2	3	8	4t	1	W	31-13
01/20	Patriots	S	31	16	295	51.6	9.5	18.4	3	0	54	4/46	117.0	2	11	9	0	L	31-37+
2018 TOTALS		2-2	72	43	573	59.7	8.0	13.3	3	0	54	8/71	98.9	5	19	9	1	1-1	

+ - Overtime

2019 GAME-BY-GAME POSTSEASON STATISTICS (CHIEFS)

DATE	OPPONENT	P/S	PASSING											RUSHING				W/L	SCORE
			ATT	CMP	YDS	PCT	Y/A	Y/C	TD	INT	LG	SK/YD	RATE	ATT	YDS	LG	TD		
01/12	Texans	S	35	23	321	65.7	9.2	14.0	5	0	48	0/0	134.6	7	53	21	0	W	51-31
01/19	Titans	S	36	23	294	63.9	8.2	12.8	3	0	60t	2/2	117.1	7	54	27t	1	W	35-24
02/02	49ers	S	41	26	286	63.4	7.0	11.0	2	2	44	4/18	79.9	10	29	13	1	W	31-20
2019 TOTALS		3-3	112	72	901	64.3	8.0	12.5	10	2	60T	6/20	111.5	24	136	27T	2	3-0	

2020 GAME-BY-GAME POSTSEASON STATISTICS (CHIEFS)

DATE	OPPONENT	P/S	PASSING											RUSHING				W/L	SCORE
			ATT	CMP	YDS	PCT	Y/A	Y/C	TD	INT	LG	SK/YD	RATE	ATT	YDS	LG	TD		
01/17	Browns	S	30	21	255	70.0	8.5	12.1	1	0	42	0/0	106.9	3	14	13	1	W	22-17
01/24	Bills	S	38	29	325	76.3	8.6	11.2	3	0	71	1/0	127.6	5	5	9	0	W	38-24
02/07	at Buccaneers	S	49	26	270	53.1	5.5	10.4	0	2	33	3/27	52.3	5	33	11	0	L	9-31
2020 TOTALS		3-3	117	76	850	65.0	7.3	11.2	4	2	71	4/27	90.8	13	52	13	1	2-1	

2021 GAME-BY-GAME POSTSEASON STATISTICS (CHIEFS)

DATE	OPPONENT	P/S	PASSING											RUSHING				W/L	SCORE
			ATT	CMP	YDS	PCT	Y/A	Y/C	TD	INT	LG	SK/YD	RATE	ATT	YDS	LG	TD		
01/16	Steelers	S	39	30	404	76.9	10.4	13.5	5	1	48t	3/34	138.2	3	29	23	0	W	42-21
01/23	Bills	S	44	33	378	75.0	8.6	11.5	3	0	64t	2/8	123.1	7	69	34	1	W	42-36+
01/30	Bengals	S	39	26	275	66.7	7.1	10.6	3	2	44	4/39	91.3	3	19	11	0	L	24-27+
2021 TOTALS		3-3	122	89	1,057	73.0	8.7	11.9	11	3	64T	9/81	118.8	13	117	34	1	2-1	

+ - Overtime






TRENT MCDUFFIE

CORNERBACK #21
WASHINGTON

ROOKIE

HEIGHT: 5'11"
WEIGHT: 193 LBS
DRAFTED: D1A-22
BIRTHDAY: 9/13/00



- 👁️ Rookie cornerback enters his first season with the Chiefs in 2022.
- 👁️ Originally entered the NFL as the first of two first-round draft picks (21st overall) by the Kansas City Chiefs in the 2022 NFL Draft.

Transactions:

Originally entered the NFL as a first-round draft pick (21st overall) by the Kansas City Chiefs in the 2022 NFL Draft.

COLLEGE

Three-year letterwinner at Washington ... Played 28 games, logging 94 tackles (71 solo), two interceptions, 10 passes defended, three forced fumbles and three fumble recoveries ... Named to the 2021 All-Pac-12 first-team and 2020 All-Pac-12 second-team ... Named the team's Most Outstanding Defensive Player at the postseason awards banquet.

PERSONAL

- 👁️ Spent three years on the varsity at St. John Bosco.
- 👁️ As a senior, led St. John Bosco to a 13-1 overall record and advanced to the championship game of the CIF Southern Section Division 1 playoffs in 2018.
- 👁️ Returned a blocked punt for a TD in the title game.
- 👁️ Finished the year ranked No. 3 in the nation by USA Today
- 👁️ Named to USA Today's All-California second-team following his senior season, as well as All-CIF Southern Section in 2018 and CalHiSports.com All-State second-team.
- 👁️ In 2017, team went 12-3 and made it to the CIF-SS Division 1 championship game.
- 👁️ Ranked No. 3 the country following the 2017 season.
- 👁️ As a sophomore, helped the Braves to a 13-2 mark, the Southern Section Division 1 championship and a win over De La Salle in the Open Division state championship.
- 👁️ Finished the 2016 season ranked No. 2 in the nation.
- 👁️ Chosen to play in the All-American Bowl following his senior year.



JERICK MCKINNON

RUNNING BACK #1
GEORGIA SOUTHERN



9TH YEAR IN THE NFL

2ND YEAR WITH THE CHIEFS

HEIGHT: 5'9"
WEIGHT: 209 LBS
DRAFTED: FA-22
BIRTHDAY: 5/3/92

👁️ Ninth-year running back enters his second season with the Chiefs in 2022.

👁️ Originally entered the NFL as a third-round pick (96th overall) by the Minnesota Vikings in the 2014 NFL Draft.

Career Highlights:

👁️ In 2015, led the team for the second straight season in yards per carry with a 5.2 average and logged a career-high three total touchdowns.

👁️ As a rookie, led the Vikings with a 4.8 yard per carry

average and ranked second on the team in rushing yards despite only playing in 11 games with six starts.

👁️ Became the first Vikings rookie to break the 100-yard mark since Adrian Peterson did it back in 2007.

Transactions:

Re-signed with Kansas City (6/13/22) ... Signed by Kansas City (4/30/21) ... Signed by the 49ers (3/14/18) ... Originally entered the NFL as a third-round pick (96th overall) by the Minnesota Vikings in the 2014 NFL Draft.

COLLEGE

Appeared in 47 games (31 starts) and made starts at QB, WR, RB and CB in a four-year career at Georgia Southern ... Ran the ball for 3,899 career rushing yards and 42 touchdowns ... Logged 17 career games with over 100 rushing yards ... As a senior in 2013, earned team MVP honors for the second-consecutive year ... Saw action at QB and RB, registering 1,050 rushing yards and 16 touchdowns (12 rushing and four passing) ... In his junior season, earned All-America honors at QB from College Sports Journal and College Sporting News after recording 1,817 rushing yards and 20 rushing touchdowns on 269 attempts ... As a sophomore in 2011, played in 13 games (seven starts) and tallied 705 all-purpose yards, while also adding two interceptions ... Played in 10 games as a freshman and carried the ball 109 times for 495 yards and three touchdowns.

PERSONAL

👁️ Attended Sprayberry high school and earned All-State honors as a QB from Atlanta Journal-Constitution after his senior year.

👁️ As a senior, named Region VII AAAA Player of the Year after registering more than 1,500 passing yards and 1,300 rushing yards.

👁️ Excelled in track and field, competing in the 100m, 200m, 4x100 relay and long jump.

👁️ Hometown: Marietta, Georgia.

JERICK MCKINNON'S NFL REGULAR SEASON RUSHING/RECEIVING STATISTICS

DATE	TEAM	GP	GS	RUSHING					RECEIVING				
				NO.	YDS.	AVG.	LG	TD	NO.	YDS.	AVG.	LG	TD
2014	Vikings	11	6	113	538	4.8	55	0	27	135	5.0	17	0
2015	Vikings	16	0	52	271	5.2	68t	2	21	173	8.2	30	1
2016	Vikings	15	7	159	539	3.4	36	2	43	255	5.9	41	2
2017	Vikings	16	1	150	570	3.8	58t	3	51	421	8.3	41	2
2018	49ers	0	0	0	0	0.0	0	0	0	0	0.0	0	0
2019	49ers	0	0	0	0	0.0	0	0	0	0	0.0	0	0
2020	49ers	16	4	81	319	3.9	55	5	33	253	7.7	26	1
2021	Chiefs	13	0	12	62	5.2	18	0	13	107	8.2	14t	1
NFL TOTALS		87	18	567	2,299	4.1	68T	12	188	1,344	7.1	41	7



JERICK MCKINNON'S NFL POSTSEASON RUSHING/RECEIVING STATISTICS

DATE	TEAM	GP	GS	RUSHING					RECEIVING				
				NO.	YDS.	AVG.	LG	TD	NO.	YDS.	AVG.	LG	TD
2015	Vikings	1	0	2	7	3.5	6	0	3	22	7.3	9	0
2017	Vikings	2	0	18	74	4.1	14t	1	14	92	6.6	13	0
2019	49ers	0	0	0	0	0.0	0	0	0	0	0.0	0	0
2021	Chiefs	3	3	34	150	4.4	15	0	14	165	11.8	23	1
NFL TOTALS		6	3	54	231	4.3	15	1	31	279	9.0	23	1

JERICK MCKINNON'S NFL REGULAR SEASON RETURN STATISTICS

DATE	TEAM	KICKOFF RETURNS					PUNT RETURNS					
		RET.	YDS.	AVG.	LG	TD	NO.	FC	YDS.	AVG.	LG	TD
2014	Vikings	0	0	0.0	0	0	0	0	0	0.0	0	0
2015	Vikings	1	24	24.0	24	0	0	0	0	0.0	0	0
2016	Vikings	0	0	0.0	0	0	0	0	0	0.0	0	0
2017	Vikings	12	312	26.0	39	0	0	0	0	0.0	0	0
2018	49ers	0	0	0.0	0	0	0	0	0	0.0	0	0
2019	49ers	0	0	0.0	0	0	0	0	0	0.0	0	0
2020	49ers	12	239	19.9	30	0	0	0	0	0.0	0	0
2021	Chiefs	0	0	0.0	0	0	0	0	0	0.0	0	0
NFL TOTALS		25	575	23.0	39	0	0	0	0	0.0	0	0

JERICK MCKINNON'S NFL POSTSEASON RETURN STATISTICS

DATE	TEAM	KICKOFF RETURNS					PUNT RETURNS					
		RET.	YDS.	AVG.	LG	TD	NO.	FC	YDS.	AVG.	LG	TD
2015	Vikings	0	0	0.0	0	0	0	0	0	0.0	0	0
2017	Vikings	0	0	0.0	0	0	0	0	0	0.0	0	0
2019	49ers	0	0	0.0	0	0	0	0	0	0.0	0	0
2021	Chiefs	0	0	0.0	0	0	0	0	0	0.0	0	0
NFL TOTALS		0	0	0.0	0	0	0	0	0	0.0	0	0



SINGLE-GAME HIGHS: RUSHING/RECEIVING

Rush Attempts	20 vs. Houston, Oct 09, 2016 19 at Buffalo, Oct 19, 2014 18 at New Orleans, Nov 15, 2020 18 vs. N.Y. Giants, Oct 03, 2016 18 vs. Atlanta, Sep 28, 2014	Receiving TDs	1 at Denver, Jan 08, 2022 1 vs. Arizona, Sep 13, 2020 1 at Atlanta, Dec 03, 2017 ...4 more at 1.
Rushing Yards	135 vs. Atlanta, Sep 28, 2014 103 at Buffalo, Oct 19, 2014 95 at Chicago, Oct 09, 2017 89 vs. Chicago, Jan 01, 2017 89 vs. N.Y. Giants, Dec 27, 2015	All-Purpose Yards	197 at Chicago, Oct 09, 2017 152 vs. Atlanta, Sep 28, 2014 148 at N.Y. Jets, Sep 20, 2020 145 vs. New Orleans, Sep 11, 2017 138 vs. Cincinnati, Dec 17, 2017 4 at Arizona, Dec 26, 2020 4 vs. New Orleans, Sep 11, 2017 3 at N.Y. Jets, Sep 20, 2020 3 vs. Detroit, Oct 01, 2017 2 at Chicago, Oct 09, 2017 ...1 more at 2.
Rushing Average	12.7 vs. N.Y. Giants, Dec 27, 2015 7.5 vs. Atlanta, Sep 28, 2014 6.6 at Carolina, Dec 10, 2017 6.0 at Green Bay, Dec 23, 2017 5.9 at Chicago, Oct 09, 2017	Kickoff Returns	108 vs. New Orleans, Sep 11, 2017 81 vs. Detroit, Oct 01, 2017 71 at N.Y. Jets, Sep 20, 2020 65 at Arizona, Dec 26, 2020 52 at Pittsburgh, Sep 17, 2017 39 vs. New Orleans, Sep 11, 2017 32 vs. Detroit, Oct 01, 2017 32 vs. Detroit, Oct 01, 2017 31 vs. New Orleans, Sep 11, 2017 30 vs. Green Bay, Nov 05, 2020 27.0 vs. Detroit, Oct 01, 2017 27.0 vs. New Orleans, Sep 11, 2017 23.7 at N.Y. Jets, Sep 20, 2020 16.3 at Arizona, Dec 26, 2020
Longest Runs	68t vs. N.Y. Giants, Dec 27, 2015 58t at Chicago, Oct 09, 2017 55 at N.Y. Jets, Sep 20, 2020 55 vs. Atlanta, Sep 28, 2014 36 vs. Chicago, Jan 01, 2017	Kickoff Return Yards	1 vs. Dallas, Nov 21, 2021 1 at Las Vegas, Nov 14, 2021 1 vs. Tampa Bay, Sep 24, 2017 ...4 more at 1.
Rushing TDs	2 vs. N.Y. Giants, Dec 27, 2015 1 vs. Green Bay, Nov 05, 2020 1 at Seattle, Nov 01, 2020 1 vs. Philadelphia, Oct 04, 2020 ...7 more at 1.	Longest Kickoff Return	2 vs. Green Bay, Oct 15, 2017 2 vs. Chicago, Jan 01, 2017 2 vs. N.Y. Giants, Dec 27, 2015 1 at Denver, Jan 08, 2022 ...12 more at 1.
Receptions	9 vs. Indianapolis, Dec 18, 2016 7 vs. Philadelphia, Oct 04, 2020 7 vs. Cincinnati, Dec 17, 2017 6 at Cleveland, Oct 29, 2017 6 at Chicago, Oct 09, 2017 ...2 more at 6.	Kickoff Return Average	1 at Tennessee, Oct 24, 2021 1 at Seattle, Nov 01, 2020 1 at New England, Oct 25, 2020 ...4 more at 1.
Receiving Yards	114 vs. Cincinnati, Dec 17, 2017 76 vs. Chicago, Dec 20, 2015 72 at Cleveland, Oct 29, 2017 59 vs. Indianapolis, Dec 18, 2016 51 at Chicago, Oct 09, 2017	Special Teams Tackles	
Receiving Average	19.0 vs. Chicago, Dec 20, 2015 16.3 vs. Cincinnati, Dec 17, 2017 15.0 at Detroit, Nov 24, 2016 13.0 at N.Y. Giants, Sep 27, 2020 12.0 at Cleveland, Oct 29, 2017	Most TDs	
Longest Receptions	41 vs. Cincinnati, Dec 17, 2017 41 at Detroit, Nov 24, 2016 31 vs. Cincinnati, Dec 17, 2017 31 at Detroit, Nov 23, 2017 30 vs. Chicago, Dec 20, 2015	Miscellaneous Tackles	

SINGLE-GAME HIGHS - POSTSEASON: RUSHING/RECEIVING

Rush Attempts	12 vs. Cincinnati, Jan 30, 2022 12 vs. Pittsburgh, Jan 16, 2022 10 vs. Buffalo, Jan 23, 2022 10 at Philadelphia, Jan 21, 2018 8 vs. New Orleans, Jan 14, 2018	Receiving Average	13.5 vs. Pittsburgh, Jan 16, 2022 10.8 vs. Buffalo, Jan 23, 2022 10.0 vs. Cincinnati, Jan 30, 2022 7.8 at Philadelphia, Jan 21, 2018 7.3 vs. Seattle, Jan 10, 2016
Rushing Yards	65 vs. Cincinnati, Jan 30, 2022 61 vs. Pittsburgh, Jan 16, 2022 40 at Philadelphia, Jan 21, 2018 34 vs. New Orleans, Jan 14, 2018 24 vs. Buffalo, Jan 23, 2022	Longest Receptions	23 vs. Pittsburgh, Jan 16, 2022 20 vs. Buffalo, Jan 23, 2022 20 vs. Pittsburgh, Jan 16, 2022 16 vs. Buffalo, Jan 23, 2022 15 vs. Pittsburgh, Jan 16, 2022
Rushing Average	5.4 vs. Cincinnati, Jan 30, 2022 5.1 vs. Pittsburgh, Jan 16, 2022 4.3 vs. New Orleans, Jan 14, 2018 4.0 at Philadelphia, Jan 21, 2018 2.4 vs. Buffalo, Jan 23, 2022	Receiving TDs	1 vs. Pittsburgh, Jan 16, 2022 142 vs. Pittsburgh, Jan 16, 2022 126 at Philadelphia, Jan 21, 2018 95 vs. Cincinnati, Jan 30, 2022 78 vs. Buffalo, Jan 23, 2022 40 vs. New Orleans, Jan 14, 2018
Longest Runs	15 vs. Pittsburgh, Jan 16, 2022 14 vs. Cincinnati, Jan 30, 2022 14t vs. New Orleans, Jan 14, 2018 13 vs. Pittsburgh, Jan 16, 2022 12 vs. Pittsburgh, Jan 16, 2022	All-Purpose Yards	1 vs. Pittsburgh, Jan 16, 2022 1 vs. Pittsburgh, Jan 16, 2022 1 vs. New Orleans, Jan 14, 2018 1 vs. New Orleans, Jan 14, 2018
Rushing TDs	1 vs. New Orleans, Jan 14, 2018 11 at Philadelphia, Jan 21, 2018 6 vs. Pittsburgh, Jan 16, 2022 5 vs. Buffalo, Jan 23, 2022 3 vs. Cincinnati, Jan 30, 2022 3 vs. New Orleans, Jan 14, 2018 ...1 more at 3.	Most TDs	
Receptions		Miscellaneous Tackles	1 vs. New Orleans, Jan 14, 2018
Receiving Yards	86 at Philadelphia, Jan 21, 2018 81 vs. Pittsburgh, Jan 16, 2022 54 vs. Buffalo, Jan 23, 2022 30 vs. Cincinnati, Jan 30, 2022 22 vs. Seattle, Jan 10, 2016		

100-YARD RECEIVING GAMES (1): REGULAR SEASON

DATE	TEAM	NO.	YDS.	AVG.	LG	TD
12/17/17	BENGALS	7	114	16.3	41	0

100-YARD RUSHING GAMES (2): REGULAR SEASON

DATE	TEAM	ATT.	YDS.	AVG.	LG	TD
09/28/14	FALCONS	18	135	7.5	55	0
10/19/14	at Bills	19	103	5.4	29	0

2014 GAME-BY-GAME REGULAR-SEASON STATISTICS (VIKINGS)

DATE	OPPONENT	P/S	RUSHING					RECEIVING					W/L	SCORE
			NO.	YDS.	AVG.	LG	TD	NO.	YDS.	AVG.	LG	TD		
09/07	at Rams	P	1	1	1.0	1	0	0	0	0.0	0	0	W	34-6
09/14	Patriots	P	2	7	3.5	4	0	2	5	2.5	3	0	L	7-30
09/21	at Saints	P	2	-1	-0.5	1	0	2	9	4.5	7	0	L	9-20
09/28	Falcons	P	18	135	7.5	55	0	1	17	17.0	17	0	W	41-28
10/02	at Packers	P	7	24	3.4	10	0	3	22	7.3	8	0	L	10-42
10/12	Lions	S	11	40	3.6	9	0	6	42	7.0	13	0	L	3-17
10/19	at Bills	S	19	103	5.4	29	0	2	-2	-1.0	4	0	L	16-17
10/26	at Buccaneers	S	16	83	5.2	28	0	1	-1	-1.0	-1	0	W	19-13+
11/02	Redskins	S	14	54	3.9	15	0	3	14	4.7	15	0	W	29-26
11/16	at Bears	S	8	38	4.8	23	0	4	20	5.0	14	0	L	13-21
11/23	Packers	S	15	54	3.6	10	0	3	9	3.0	8	0	L	21-24
11/30	Panthers												W	31-13
12/07	Jets												W	30-24+
12/14	at Lions												L	14-16
12/21	at Dolphins												L	35-37
12/28	Bears												W	13-9
2014 TOTALS		11-6	113	538	4.8	55	0	27	135	5.0	17	0	7-9	

+ - Overtime



2015 GAME-BY-GAME REGULAR-SEASON STATISTICS (VIKINGS)

DATE	OPPONENT	P/S	RUSHING					RECEIVING					W/L	SCORE
			NO.	YDS.	AVG.	LG	TD	NO.	YDS.	AVG.	LG	TD		
09/14	at 49ers	P	3	20	6.7	15	0	2	8	4.0	10	0	L	3-20
09/20	Lions	P	3	6	2.0	3	0	0	0	0.0	0	0	W	26-16
09/27	Chargers	P	6	18	3.0	9	0	0	0	0.0	0	0	W	31-14
10/04	at Broncos	P	1	6	6.0	6	0	0	0	0.0	0	0	L	20-23
10/18	Chiefs	P	1	2	2.0	2	0	0	0	0.0	0	0	W	16-10
10/25	at Lions	P	9	36	4.0	9	0	1	1	1.0	1	0	W	28-19
11/01	at Bears	P	2	18	9.0	16	0	0	0	0.0	0	0	W	23-20
11/08	Rams	P	0	0	0.0	0	0	2	11	5.5	9	0	W	21-18+
11/15	at Raiders	P	0	0	0.0	0	0	1	7	7.0	7	0	W	30-14
11/22	Packers	P	0	0	0.0	0	0	2	15	7.5	13	0	L	13-30
11/29	at Falcons	P	5	33	6.6	10	0	0	0	0.0	0	0	W	20-10
12/06	Seahawks	P	4	18	4.5	12	0	3	6	2.0	7	0	L	7-38
12/10	at Cardinals	P	0	0	0.0	0	0	1	8	8.0	8	0	L	20-23
12/20	Bears	P	7	10	1.4	4	0	4	76	19.0	30	1	W	38-17
12/27	Giants	P	7	89	12.7	68t	2	2	8	4.0	7	0	W	49-17
01/03	at Packers	P	4	15	3.8	10	0	3	33	11.0	15	0	W	20-13
2015 TOTALS		16-0	52	271	5.2	68T	2	21	173	8.2	30	1	11-5	

+ - Overtime

2016 GAME-BY-GAME REGULAR-SEASON STATISTICS (VIKINGS)

DATE	OPPONENT	P/S	RUSHING					RECEIVING					W/L	SCORE
			NO.	YDS.	AVG.	LG	TD	NO.	YDS.	AVG.	LG	TD		
09/11	at Titans	P	1	6	6.0	6	0	1	3	3.0	3	0	W	25-16
09/18	Packers	P	2	2	1.0	2	0	1	-1	-1.0	-1	0	W	17-14
09/25	at Panthers	P	16	45	2.8	14	0	1	2	2.0	2	0	W	22-10
10/03	Giants	S	18	85	4.7	25	1	3	10	3.3	6	0	W	24-10
10/09	Texans	S	20	36	1.8	8	0	1	10	10.0	10	0	W	31-13
10/23	at Eagles	P	11	43	3.9	9	0	1	5	5.0	5	0	L	10-21
10/31	at Bears												L	10-20
11/06	Lions	P	7	8	1.1	4	0	0	0	0.0	0	0	L	16-22+
11/13	at Redskins	S	6	16	2.7	13	0	3	17	5.7	12	0	L	20-26
11/20	Cardinals	S	16	44	2.8	12	0	1	-3	-3.0	-3	0	W	30-24
11/24	at Lions	S	9	31	3.4	10	0	3	45	15.0	41	0	L	13-16
12/01	Cowboys	P	9	41	4.6	9	0	5	14	2.8	5	1	L	15-17
12/11	at Jaguars	S	14	31	2.2	7	0	6	38	6.3	15	0	W	25-16
12/18	Colts	P	3	12	4.0	6	0	9	59	6.6	15	0	L	6-34
12/24	at Packers	S	11	50	4.5	11	0	5	35	7.0	20	0	L	25-38
01/01	Bears	P	16	89	5.6	36	1	3	21	7.0	16t	1	W	38-10
2016 TOTALS		15-7	159	539	3.4	36	2	43	255	5.9	41	2	8-8	

+ - Overtime

2017 GAME-BY-GAME REGULAR-SEASON STATISTICS (VIKINGS)

DATE	OPPONENT	P/S	RUSHING					RECEIVING					W/L	SCORE
			NO.	YDS.	AVG.	LG	TD	NO.	YDS.	AVG.	LG	TD		
09/11	Saints	P	3	5	1.7	10	0	3	32	10.7	25	0	W	29-19
09/17	at Steelers	P	3	16	5.3	9	0	3	9	3.0	7	0	L	9-26
09/24	Buccaneers	P	2	5	2.5	4	0	2	-1	-0.5	3	0	W	34-17
10/01	Lions	P	2	0	0.0	4	0	0	0	0.0	0	0	L	7-14
10/09	at Bears	P	16	95	5.9	58t	1	6	51	8.5	11	0	W	20-17
10/15	Packers	P	15	69	4.6	20	1	5	30	6.0	27t	1	W	23-10
10/22	Ravens	P	14	47	3.4	7	0	3	10	3.3	9	0	W	24-16
10/29	at Browns	P	14	50	3.6	10	1	6	72	12.0	20	0	W	33-16
11/12	at Redskins	P	10	32	3.2	10	0	2	15	7.5	9	0	W	38-30
11/19	Rams	P	14	48	3.4	9	0	5	12	2.4	10	0	W	24-7
11/23	at Lions	P	13	23	1.8	16	0	1	31	31.0	31	0	W	30-23
12/03	at Falcons	P	9	24	2.7	7	0	5	28	5.6	12	1	W	14-9
12/10	at Panthers	P	7	46	6.6	17	0	2	9	4.5	6	0	L	24-31
12/17	Bengals	P	9	24	2.7	9	0	7	114	16.3	41	0	W	34-7
12/23	at Packers	P	7	42	6.0	17	0	1	9	9.0	9	0	W	16-0
12/31	Bears	S	12	44	3.7	14	0	0	0	0.0	0	0	W	23-10
2017 TOTALS		16-1	150	570	3.8	58T	3	51	421	8.3	41	2	13-3	



2018 GAME-BY-GAME REGULAR-SEASON STATISTICS (49ERS)

DATE	OPPONENT	P/S	RUSHING					RECEIVING					W/L	SCORE
			NO.	YDS.	AVG.	LG	TD	NO.	YDS.	AVG.	LG	TD		
09/09	at Vikings							RESERVE/INJURED					L	16-24
09/16	Lions							RESERVE/INJURED					W	30-27
09/23	at Chiefs							RESERVE/INJURED					L	27-38
09/30	at Chargers							RESERVE/INJURED					L	27-29
10/07	Cardinals							RESERVE/INJURED					L	18-28
10/15	at Packers							RESERVE/INJURED					L	30-33
10/21	Rams							RESERVE/INJURED					L	10-39
10/28	at Cardinals							RESERVE/INJURED					L	15-18
11/01	Raiders							RESERVE/INJURED					W	34-3
11/12	Giants							RESERVE/INJURED					L	23-27
11/25	at Buccaneers							RESERVE/INJURED					L	9-27
12/02	at Seahawks							RESERVE/INJURED					L	16-43
12/09	Broncos							RESERVE/INJURED					W	20-14
12/16	Seahawks							RESERVE/INJURED					W	26-23+
12/23	Bears							RESERVE/INJURED					L	9-14
12/30	at Rams							RESERVE/INJURED					L	32-48
2018 TOTALS		0-0	0	0	0.0	0	0	0	0	0.0	0	0	0	4-12

+ - Overtime

2019 GAME-BY-GAME REGULAR-SEASON STATISTICS (49ERS)

DATE	OPPONENT	P/S	RUSHING					RECEIVING					W/L	SCORE
			NO.	YDS.	AVG.	LG	TD	NO.	YDS.	AVG.	LG	TD		
09/08	at Buccaneers							RESERVE/INJURED					W	31-17
09/15	at Bengals							RESERVE/INJURED					W	41-17
09/22	Steelers							RESERVE/INJURED					W	24-20
10/07	Browns							RESERVE/INJURED					W	31-3
10/13	at Rams							RESERVE/INJURED					W	20-7
10/20	at Redskins							RESERVE/INJURED					W	9-0
10/27	Panthers							RESERVE/INJURED					W	51-13
10/31	at Cardinals							RESERVE/INJURED					W	28-25
11/11	Seahawks							RESERVE/INJURED					L	24-27+
11/17	Cardinals							RESERVE/INJURED					W	36-26
11/24	Packers							RESERVE/INJURED					W	37-8
12/01	at Ravens							RESERVE/INJURED					L	17-20
12/08	at Saints							RESERVE/INJURED					W	48-46
12/15	Falcons							RESERVE/INJURED					L	22-29
12/21	Rams							RESERVE/INJURED					W	34-31
12/29	at Seahawks							RESERVE/INJURED					W	26-21
2019 TOTALS		0-0	0	0	0.0	0	0	0	0	0.0	0	0	13-3	

+ - Overtime

2020 GAME-BY-GAME REGULAR-SEASON STATISTICS (49ERS)

DATE	OPPONENT	P/S	RUSHING					RECEIVING					W/L	SCORE
			NO.	YDS.	AVG.	LG	TD	NO.	YDS.	AVG.	LG	TD		
09/13	Cardinals	P	3	24	8.0	16	0	3	20	6.7	9	1	L	20-24
09/20	at Jets	P	3	77	25.7	55	1	0	0	0.0	0	0	W	31-13
09/27	at Giants	S	14	38	2.7	11	1	3	39	13.0	26	0	W	36-9
10/04	Eagles	S	14	54	3.9	15	1	7	43	6.1	10	0	L	20-25
10/11	Dolphins	P	1	0	0.0	0	0	2	5	2.5	5	0	L	17-43
10/18	Rams	P	6	18	3.0	5	0	2	10	5.0	8	0	W	24-16
10/25	at Patriots	P	3	-1	-0.3	1	0	0	0	0.0	0	0	W	33-6
11/01	at Seahawks	P	3	-1	-0.3	1t	1	4	40	10.0	14	0	L	27-37
11/05	Packers	S	12	52	4.3	11	1	3	16	5.3	8	0	L	17-34
11/15	at Saints	S	18	33	1.8	9	0	1	13	13.0	13	0	L	13-27
11/29	at Rams	P	3	21	7.0	19	0	2	11	5.5	7	0	W	23-20
12/07	Bills	P	0	0	0.0	0	0	0	0	0.0	0	0	L	24-34
12/13	Football Team	P	0	0	0.0	0	0	0	0	0.0	0	0	L	15-23
12/20	at Cowboys	P	0	0	0.0	0	0	2	22	11.0	23	0	L	33-41
12/26	at Cardinals	P	1	4	4.0	4	0	3	28	9.3	11	0	W	20-12
01/03	Seahawks	P	0	0	0.0	0	0	1	6	6.0	6	0	L	23-26
2020 TOTALS		16-4	81	319	3.9	55	5	33	253	7.7	26	1	6-10	



2021 GAME-BY-GAME REGULAR-SEASON STATISTICS (CHIEFS)

DATE	OPPONENT	P/S	RUSHING					RECEIVING					W/L	SCORE
			NO.	YDS.	AVG.	LG	TD	NO.	YDS.	AVG.	LG	TD		
09/12	Browns	P	0	0	0.0	0	0	0	0	0.0	0	0	W	33-29
09/19	at Ravens	P	0	0	0.0	0	0	1	14	14.0	14	0	L	35-36
09/26	Chargers	P	0	0	0.0	0	0	0	0	0.0	0	0	L	24-30
10/03	at Eagles	P	0	0	0.0	0	0	0	0	0.0	0	0	W	42-30
10/10	Bills	P	1	2	2.0	2	0	2	13	6.5	9	0	L	20-38
10/17	at Football Team	P	3	10	3.3	5	0	1	5	5.0	5	0	W	31-13
10/24	at Titans	P	0	0	0.0	0	0	2	17	8.5	9	0	L	3-27
11/01	Giants	P	0	0	0.0	0	0	0	0	0.0	0	0	W	20-17
11/07	Packers	P	0	0	0.0	0	0	3	26	8.7	14	0	W	13-7
11/14	at Raiders	P	3	26	8.7	18	0	1	6	6.0	6	0	W	41-14
11/21	Cowboys	P	0	0	0.0	0	0	0	0	0.0	0	0	W	19-9
12/05	Broncos												W	22-9
12/12	Raiders												W	48-9
12/16	at Chargers												W	34-28+
12/26	Steelers												W	36-10
01/02	at Bengals	P	0	0	0.0	0	0	0	0	0.0	0	0	L	31-34
01/08	at Broncos	P	5	24	4.8	7	0	3	26	8.7	14t	1	W	28-24
2021 TOTALS		13-0	12	62	5.2	18	0	13	107	8.2	14T	1	12-5	

+ - Overtime

2015 GAME-BY-GAME POSTSEASON STATISTICS (VIKINGS)

DATE	OPPONENT	P/S	RUSHING					RECEIVING					W/L	SCORE
			NO.	YDS.	AVG.	LG	TD	NO.	YDS.	AVG.	LG	TD		
01/10	Seahawks	P	2	7	3.5	6	0	3	22	7.3	9	0	L	9-10
2015 TOTALS		1-0	2	7	3.5	6	0	3	22	7.3	9	0	0-1	

2017 GAME-BY-GAME POSTSEASON STATISTICS (VIKINGS)

DATE	OPPONENT	P/S	RUSHING					RECEIVING					W/L	SCORE
			NO.	YDS.	AVG.	LG	TD	NO.	YDS.	AVG.	LG	TD		
01/14	Saints	P	8	34	4.3	14t	1	3	6	2.0	3	0	W	29-24
01/21	at Eagles	P	10	40	4.0	10	0	11	86	7.8	13	0	L	7-38
2017 TOTALS		2-0	18	74	4.1	14T	1	14	92	6.6	13	0	1-1	

2019 GAME-BY-GAME POSTSEASON STATISTICS (49ERS)

DATE	OPPONENT	P/S	RUSHING					RECEIVING					W/L	SCORE
			NO.	YDS.	AVG.	LG	TD	NO.	YDS.	AVG.	LG	TD		
01/11	Vikings												W	27-10
01/19	Packers												W	37-20
02/02	at Chiefs												L	20-31
2019 TOTALS		0-0	0	0	0.0	0	0	0	0	0.0	0	0	2-1	

2021 GAME-BY-GAME POSTSEASON STATISTICS (CHIEFS)

DATE	OPPONENT	P/S	RUSHING					RECEIVING					W/L	SCORE
			NO.	YDS.	AVG.	LG	TD	NO.	YDS.	AVG.	LG	TD		
01/16	Steelers	S	12	61	5.1	15	0	6	81	13.5	23	1	W	42-21
01/23	Bills	S	10	24	2.4	5	0	5	54	10.8	20	0	W	42-36+
01/30	Bengals	S	12	65	5.4	14	0	3	30	10.0	14	0	L	24-27+
2021 TOTALS		3-3	34	150	4.4	15	0	14	165	11.8	23	1	2-1	

+ - Overtime





SKYY MOORE

WIDE RECEIVER #24
WESTERN MICHIGAN

ROOKIE

HEIGHT: 5'10"
WEIGHT: 195 LBS
DRAFTED: D2A-22
BIRTHDAY: 9/10/00



👁️ Rookie wide receiver enters his first season with the Chiefs in 2022.

👁️ Originally entered the NFL the first of two second-round picks (54th overall) by the Chiefs in the 2022 NFL Draft.

Transactions:

Originally entered the NFL the first of two second-round picks (54th overall) by the Chiefs in the 2022 NFL Draft.

COLLEGE

Three-year letterwinner out of Western Michigan ... Logged 171 receptions for 2,482 and 16 touchdowns ... Recorded three carries for 12 yards and one touchdown ... His 2020 season was shortened due to Covid-19 ... Earned first-team All-MAC honors his freshman year in 2019, becoming the first Bronco wide receiver to be first team All-MAC since Corey Davis in 2016 ... Also became the first MAC true freshman wide receiver to be first-team all-league since Roger Lewis of Bowling Green in 2014, the first in WMU history and just the third in the MAC since 1982.

PERSONAL

- 👁️ Two-time Allegheny Conference Offensive Player of the Year and was also named Defensive Player of the Year.
- 👁️ No. 36 ranked player in the state.
- 👁️ Played defensive back and quarterback.
- 👁️ Became the first player in conference history to rush and pass for 1,000 yards in back-to-back seasons.
- 👁️ Twice named all-conference on offense and defense.
- 👁️ Totaled 100 career touchdowns and 3,500 yards.
- 👁️ Played basketball, earning all-section honors as a point guard junior and senior years.



DERRICK NNADI



DEFENSIVE TACKLE #91
FLORIDA STATE

5TH YEAR IN THE NFL

5TH YEAR WITH THE CHIEFS

HEIGHT: 6'1"
WEIGHT: 317 LBS
DRAFTED: D3A-18
BIRTHDAY: 5/9/96

- 👁️ Fifth-year defensive tackle enters his fifth NFL season with the Chiefs in 2022.
- 👁️ The Chiefs traded two picks (No. 86 and 122) to the Baltimore Ravens to move up to the No. 75 overall pick to draft Nnadi in the third round (75th overall).

Transactions:

Re-signed with Kansas City (3/24/22) ... Originally entered the NFL as the Chiefs third round (75th overall) pick of the 2018 NFL Draft.

COLLEGE

Appeared in 48 games for Florida State (2014-17), recording 165 tackles (74 solo), 17 tackles for loss, 8.0 sacks (-59 yards), two fumble recoveries and two forced fumbles ... Named third-team All-ACC his senior season ... Was named to the preseason Nagurski, Outland and Bednarik award watch list in 2017 ... Was named first-team All-ACC by the coaches and third team All-ACC by the media in 2016 ... Collected ACC Defensive Lineman of the Week honors following a dominant effort totaling a season-high eight tackles, two TFLs, 1.0 sack and one pass breakup versus the third-ranked Clemson Tigers ... Named third-team All-ACC by the media in 2015 ... Earned Defensive Most Improved Player honors following the 2016 spring season.

PERSONAL

- 👁️ Totaled 167 total tackles, 27 tackles for loss and 13.0 sacks while leading Ocean Lakes to its first state championship game appearance as a junior in 2012.
- 👁️ Named first-team All-Beach District and All-Eastern Region honors and first-team All-Tidewater selection as a junior and a senior.
- 👁️ Beach District co-Defensive Player of the Year in 2013.
- 👁️ Anchored a Dolphins' defense that held eight opponents to one touchdown or less.
- 👁️ Majored in social science at Florida State.
- 👁️ Hometown: Virginia Beach, Va.
- 👁️ Last name pronounced: NAH-dee.

DERRICK NNADI'S NFL REGULAR SEASON DEFENSIVE STATISTICS

DATE	TEAM	GP	GS	TACKLES							INTERCEPTIONS					O. FUMB				ST				MISC				
				TK	S	A	TFL	YDS	SK	YDS	QBH	NO	YDS	LG	TD	PD	FF	FR	TD	YDS	TK	S	A	FF	FR	S	A	
2018	Chiefs	16	11	35	17	18	0	0	0.0	0.0	0	0	0	0	0	0	0	0	0	0	0	0	0	0	0	0	0	0
2019	Chiefs	16	16	48	18	30	3	3	1.0	1.0	1	1	0	0	0	1	1	0	0	0	0	0	0	0	0	0	0	0
2020	Chiefs	15	15	47	23	24	0	0	0.0	0.0	1	0	0	0	0	0	0	0	0	0	0	0	0	0	0	0	0	0
2021	Chiefs	17	10	38	21	17	2	10	3.0	10.0	5	0	0	0	0	0	0	0	0	0	0	0	0	0	0	0	0	0
NFL TOTALS		64	52	168	79	89	5	13	4.0	11.0	7	1	0	0	0	1	1	0	0	0	0	0	0	0	0	0	0	0

DERRICK NNADI'S NFL POSTSEASON DEFENSIVE STATISTICS

DATE	TEAM	GP	GS	TACKLES							INTERCEPTIONS					O. FUMB				ST				MISC				
				TK	S	A	TFL	YDS	SK	YDS	QBH	NO	YDS	LG	TD	PD	FF	FR	TD	YDS	TK	S	A	FF	FR	S	A	
2018	Chiefs	2	2	8	1	7	1	6	0.0	0.0	1	0	0	0	0	0	0	0	0	0	0	0	0	0	0	0	0	0
2019	Chiefs	3	3	7	4	3	1	1	0.0	0.0	0	0	0	0	0	0	0	0	0	0	0	0	0	0	0	0	0	0
2020	Chiefs	3	3	11	3	8	0	0	0.0	0.0	0	0	0	0	0	0	0	0	0	0	0	0	0	0	0	0	0	0
2021	Chiefs	3	0	4	2	2	0	0	0.0	0.0	1	0	0	0	0	0	0	0	0	0	0	0	0	0	0	0	0	0
NFL TOTALS		11	8	30	10	20	2	7	0.0	0.0	2	0	0	0	0	0	0	0	0	0	0	0	0	0	0	0	0	0



SINGLE-GAME HIGHS: DEFENSIVE

Total Tackles	9 at L.A. Chargers, Sep 20, 2020 9 at Detroit, Sep 29, 2019 6 vs. Minnesota, Nov 03, 2019 6 vs. Indianapolis, Oct 06, 2019 5 vs. Carolina, Nov 08, 2020 ...3 more at 5.	Forced Fumbles	1 at Detroit, Sep 29, 2019
Solo Tackles	5 at Detroit, Sep 29, 2019 4 vs. Buffalo, Oct 10, 2021 3 at Miami, Dec 13, 2020 3 vs. Carolina, Nov 08, 2020 3 vs. Las Vegas, Oct 11, 2020 ...4 more at 3.	Tackles For Loss	2 at New England, Dec 08, 2019 1 at Denver, Jan 08, 2022 1 at Las Vegas, Nov 14, 2021 1 at Denver, Oct 17, 2019 1 at L.A. Chargers, Nov 18, 2019
Sacks	1.0 at Denver, Jan 08, 2022 1.0 at Las Vegas, Nov 14, 2021 1.0 vs. N.Y. Giants, Nov 01, 2021 ...1 more at 1.0.	Interceptions	
Passes Defensed	1 at L.A. Chargers, Nov 18, 2019		

SINGLE-GAME HIGHS - POSTSEASON: DEFENSIVE

Total Tackles	6 vs. New England, Jan 20, 2019 5 at Tampa Bay, Feb 07, 2021 4 vs. Buffalo, Jan 24, 2021 4 vs. San Francisco, Feb 02, 2020 3 vs. Pittsburgh, Jan 16, 2022	Tackles For Loss	1 vs. San Francisco, Feb 02, 2020 1 vs. Indianapolis, Jan 12, 2019
Solo Tackles	3 vs. San Francisco, Feb 02, 2020 2 vs. Pittsburgh, Jan 16, 2022 2 vs. Cleveland, Jan 17, 2021 1 at Tampa Bay, Feb 07, 2021 1 vs. Houston, Jan 12, 2020 ...1 more at 1.		

2018 GAME-BY-GAME REGULAR-SEASON STATISTICS (CHIEFS)

DATE	OPPONENT	P/S	TACKLES									INTERCEPTIONS					O. FUMB				ST				MISC		W/L	SCORE
			TK	S	A	SK	YDS	TFL	YDS	QBH	NO	YDS	LG	TD	PD	FF	FR	TD	YDS	TK	S	A	FF	FR	S	A		
09/09	at Chargers	P	0	0	0	0.0	0.0	0	0	0	0	0	0	0	0	0	0	0	0	0	0	0	0	0	0	0	W	38-28
09/16	at Steelers	P	0	0	0	0.0	0.0	0	0	0	0	0	0	0	0	0	0	0	0	0	0	0	0	0	0	0	W	42-37
09/23	49ers	P	3	1	2	0.0	0.0	0	0	0	0	0	0	0	0	0	0	0	0	0	0	0	0	0	0	0	W	38-27
10/01	at Broncos	P	1	1	0	0.0	0.0	0	0	0	0	0	0	0	0	0	0	0	0	0	0	0	0	0	0	0	W	27-23
10/07	Jaguars	S	3	3	0	0.0	0.0	0	0	0	0	0	0	0	0	0	0	0	0	0	0	0	0	0	0	0	W	30-14
10/14	at Patriots	S	5	1	4	0.0	0.0	0	0	0	0	0	0	0	0	0	0	0	0	0	0	0	0	0	0	0	L	40-43
10/21	Bengals	S	3	3	0	0.0	0.0	0	0	0	0	0	0	0	0	0	0	0	0	0	0	0	0	0	0	0	W	45-10
10/28	Broncos	S	2	1	1	0.0	0.0	0	0	0	0	0	0	0	0	0	0	0	0	0	0	0	0	0	0	0	W	30-23
11/04	at Browns	S	3	1	2	0.0	0.0	0	0	0	0	0	0	0	0	0	0	0	0	0	0	0	0	0	0	0	W	37-21
11/11	Cardinals	S	1	1	0	0.0	0.0	0	0	0	0	0	0	0	0	0	0	0	0	0	0	0	0	0	0	0	W	26-14
11/19	at Rams	P	0	0	0	0.0	0.0	0	0	0	0	0	0	0	0	0	0	0	0	0	0	0	0	0	0	0	L	51-54
12/02	at Raiders	S	1	0	1	0.0	0.0	0	0	0	0	0	0	0	0	0	0	0	0	0	0	0	0	0	0	0	W	40-33
12/09	Ravens	S	5	3	2	0.0	0.0	0	0	0	0	0	0	0	0	0	0	0	0	0	0	0	0	0	0	0	W	27-24+
12/13	Chargers	S	3	0	3	0.0	0.0	0	0	0	0	0	0	0	0	0	0	0	0	0	0	0	0	0	0	0	L	28-29
12/23	at Seahawks	S	4	2	2	0.0	0.0	0	0	0	0	0	0	0	0	0	0	0	0	0	0	0	0	0	0	0	L	31-38
12/30	Raiders	S	1	0	1	0.0	0.0	0	0	0	0	0	0	0	0	0	0	0	0	0	0	0	0	0	0	0	W	35-3
2018 TOTALS			16-11	35	17	18	0.0	0.0	0	0	0	0	0	0	0	0	0	0	0	0	0	0	0	0	0	0	12-4	

+ - Overtime



2019 GAME-BY-GAME POSTSEASON STATISTICS (CHIEFS)

DATE	OPPONENT	P/S	TACKLES							INTERCEPTIONS					O. FUMB				ST				MISC		W/L	SCORE			
			TK	S	A	SK	YDS	TFL	YDS	QBH	NO	YDS	LG	TD	PD	FF	FR	TD	YDS	TK	S	A	FF	FR			S	A	
01/12	Texans	S	2	1	1	0.0	0.0	0	0	0	0	0	0	0	0	0	0	0	0	0	0	0	0	0	0	0	0	W	51-31
01/19	Titans	S	1	0	1	0.0	0.0	0	0	0	0	0	0	0	0	0	0	0	0	0	0	0	0	0	0	0	W	35-24	
02/02	49ers	S	4	3	1	0.0	0.0	1	1	0	0	0	0	0	0	0	0	0	0	0	0	0	0	0	0	0	W	31-20	
2019 TOTALS		3-3	7	4	3	0.0	0.0	1	1	0	0	0	0	0	0	0	0	0	0	0	0	0	0	0	0	0	3-0		

2020 GAME-BY-GAME POSTSEASON STATISTICS (CHIEFS)

DATE	OPPONENT	P/S	TACKLES							INTERCEPTIONS					O. FUMB				ST				MISC		W/L	SCORE		
			TK	S	A	SK	YDS	TFL	YDS	QBH	NO	YDS	LG	TD	PD	FF	FR	TD	YDS	TK	S	A	FF	FR			S	A
01/17	Browns	S	2	2	0	0.0	0.0	0	0	0	0	0	0	0	0	0	0	0	0	0	0	0	0	0	0	0	W	22-17
01/24	Bills	S	4	0	4	0.0	0.0	0	0	0	0	0	0	0	0	0	0	0	0	0	0	0	0	0	0	0	W	38-24
02/07	at Buccaneers	S	5	1	4	0.0	0.0	0	0	0	0	0	0	0	0	0	0	0	0	0	0	0	0	0	0	0	L	9-31
2020 TOTALS		3-3	11	3	8	0.0	0.0	0	0	0	0	0	0	0	0	0	0	0	0	0	0	0	0	0	0	0	2-1	

2021 GAME-BY-GAME POSTSEASON STATISTICS (CHIEFS)

DATE	OPPONENT	P/S	TACKLES							INTERCEPTIONS					O. FUMB				ST				MISC		W/L	SCORE		
			TK	S	A	SK	YDS	TFL	YDS	QBH	NO	YDS	LG	TD	PD	FF	FR	TD	YDS	TK	S	A	FF	FR			S	A
01/16	Steelers	P	3	2	1	0.0	0.0	0	0	0	0	0	0	0	0	0	0	0	0	0	0	0	0	0	0	0	W	42-21
01/23	Bills	P	0	0	0	0.0	0.0	0	0	0	0	0	0	0	0	0	0	0	0	0	0	0	0	0	0	0	W	42-36+
01/30	Bengals	P	1	0	1	0.0	0.0	0	0	1	0	0	0	0	0	0	0	0	0	0	0	0	0	0	0	0	L	24-27+
2021 TOTALS		3-0	4	2	2	0.0	0.0	0	0	1	0	0	0	0	0	0	0	0	0	0	0	0	0	0	0	2-1		

+ - Overtime





KEHINDE OGINNI HASSAN

DEFENSIVE LINEMAN #72



ROOKIE

HEIGHT: 6'6"
WEIGHT: 232 LBS
DRAFTED: CFA-22
BIRTHDAY: 3/3/99

- 👁️ Rookie tight end enters his first season with the Chiefs in 2022.
- 👁️ Originally entered the NFL as a undrafted free agent with the Chiefs (5/6/22).
- 👁️ Part of the NFL's International Player Pathway program in 2022.

Transactions:

Originally entered the NFL as a undrafted free agent with the Chiefs (5/6/22).

COLLEGE

Did not play football in college ... Transitioned from playing basketball to football ... Caught the attention of former New York Giant Osi Umenyiora, who invited him to his NFL camp UpRise where he impressed scouts and earned his spot in the IPP program.

PERSONAL

- 👁️ A native of Abuja, Nigeria.



ISIAH PACHEGO

RUNNING BACK #10
RUTGERS

ROOKIE

HEIGHT: 5'10"
WEIGHT: 216 LBS
DRAFTED: D7B-22
BIRTHDAY: 3/2/99



- 👁️ Rookie running back enters his first season with the Chiefs in 2022.
- 👁️ Originally entered the NFL as the second of three seventh-round draft pick (251st overall) by the Kansas City Chiefs in the 2022 NFL Draft.

Transactions:

Originally entered the NFL as the second of three seventh-round draft pick (251st overall) by the Kansas City Chiefs in the 2022 NFL Draft.

COLLEGE

A four-year letterwinner at Rutgers ... Saw action in 44 games, logging 563 carries for 2,442 yards and 18 touchdowns ... Added 47 receptions for 249 yards and one touchdown ... Earned 2021 Honorable Mention All-Big Ten (coaches and media) honors, as well as Academic All-Big Ten honors ... Was named a team captain his senior season in 2021 ... Was named the 2020 Phil Steele fourth-team All-Big Ten.

PERSONAL

- 👁️ Attended Vineland South High school.
- 👁️ Played quarterback, running back and defensive back.
- 👁️ Guided his team to a 8-2 overall record as a senior, including back-to-back playoff appearances.
- 👁️ Named first-team All-USA New Jersey Football Team on defense by USA Today in 2017.
- 👁️ Served as team captain.
- 👁️ Rushed 154 times for 1,414 yards and 18 touchdowns.
- 👁️ Threw for 598 yards and three touchdowns on 43-of-81 attempts.
- 👁️ Posted 28 tackles, two interceptions, one punt return touchdown and one safety.
- 👁️ Two-time Cumberland County Champions and 2017 WJFL Continental Division Champions.
- 👁️ Two-time WJFL All-Continental Division First Team selection at quarterback.
- 👁️ Named South Jersey Times All-Area on offense as a senior.
- 👁️ First-team All-South Jersey selection by the Courier Post.
- 👁️ Named third-team All-State on defense by NJ.com.



AARON PARKER

WIDE RECEIVER #21
RHODE ISLAND



1ST YEAR IN THE NFL

1ST YEAR WITH THE CHIEFS

HEIGHT: 6'2"
WEIGHT: 209 LBS
DRAFTED: FA-22
BIRTHDAY: 5/21/98

- 👁️ First-year wide receiver enters his first season with the Chiefs in 2022.
- 👁️ Originally entered the NFL as an undrafted free agent with the Cowboys in 2020.

Transactions:

Signed by Kansas City (6/16/22) ... Released by the Panthers (5/12/22) ... Signed by the Panthers (1/10/22) ... Released by the

Panthers (11/8/21) ... Reverted back to the Panthers' practice squad (10/25/21) ... Elevated to the Panthers' active roster from the practice squad (10/23/21) ... Signed to the Panthers' practice squad (9/2/21) ... Released by the Cowboys (8/31/21) ... Signed by the Cowboys (1/4/21) ... Signed to the Cowboys' practice squad (12/10/20) ... Released by the Cowboys (11/3/20) ... Signed to the Cowboys' practice squad (9/6/20) ... Released by the Cowboys (9/5/20) ... Originally entered the NFL as an undrafted free agent with the Dallas Cowboys in 2020.

COLLEGE

Started 35 and played in 44 games at Rhode Island from 2016-19 ... Finished with 216 receptions, 3,443 receiving yards, 30 receiving touchdowns and one rushing touchdown ... Became the second player in program history to reach 3,000 receiving yards on 10/19/2019 ... Finished his career with 30 touchdown catches, third most in team history ... 2018 New England Football Writer's Association All-New England Team ... 2018 CAA Football First Team All-Conference ... 2018 CAA Football Preseason All-Conference Team ... 2017 CollegeSportsMadness.com Preseason CAA Football Third-Team All-Conference Team ... Has 14 career 100-yard receiving yard games ... Set the program record with a touchdown catch in nine straight games, breaking the previous mark of seven set by Bobby Apgar in 1994.

PERSONAL

- 👁️ Attended Gwynn Park High School, where he played football and basketball.
- 👁️ Earned All-Met and All-County honors as a senior.
- 👁️ Was named co-MVP in basketball as a senior.
- 👁️ Son of Vivian Easley Parker and Aaron Parker.
- 👁️ Has one brother, Andre, and one sister, Ashlea.
- 👁️ His father played college football and his uncle, Walter Easley, played in the NFL for the San Francisco 49ers.

AARON PARKER'S NFL REGULAR SEASON RUSHING/RECEIVING STATISTICS

DATE	TEAM	GP	GS	RECEIVING					RUSHING				
				NO.	YDS.	AVG.	LG	TD	NO.	YDS.	AVG.	LG	TD
2020	Cowboys	0	0	0	0	0.0	0	0	0	0	0.0	0	0
2021	Panthers	1	0	0	0	0.0	0	0	0	0	0.0	0	0
NFL TOTALS		1	0	0	0	0.0	0	0	0	0	0.0	0	0

AARON PARKER'S NFL REGULAR SEASON RETURN STATISTICS

DATE	TEAM	KICKOFF RETURNS					PUNT RETURNS					
		RET.	YDS.	AVG.	LG	TD	NO.	FC	YDS.	AVG.	LG	TD
2020	Cowboys	0	0	0.0	0	0	0	0	0	0.0	0	0
2021	Panthers	0	0	0.0	0	0	0	0	0	0.0	0	0
NFL TOTALS		0	0	0.0	0	0	0	0	0	0.0	0	0



2020 GAME-BY-GAME REGULAR-SEASON STATISTICS (COWBOYS)

DATE	OPPONENT	P/S	RECEIVING					RUSHING					W/L	SCORE
			NO.	YDS.	AVG.	LG	TD	NO.	YDS.	AVG.	LG	TD		
09/13	at Rams												L	17-20
09/20	Falcons												W	40-39
09/27	at Seahawks												L	31-38
10/04	Browns												L	38-49
10/11	Giants												W	37-34
10/19	Cardinals												L	10-38
10/25	at Football Team												L	3-25
11/01	at Eagles												L	9-23
11/08	Steelers												L	19-24
11/22	at Vikings												W	31-28
11/26	Football Team												L	16-41
12/08	at Ravens												L	17-34
12/13	at Bengals												W	30-7
12/20	49ers												W	41-33
12/27	Eagles												W	37-17
01/03	at Giants												L	19-23
2020 TOTALS		0-0	0	0	0.0	0	0	0	0	0.0	0	0	6-10	

2021 GAME-BY-GAME REGULAR-SEASON STATISTICS (PANTHERS)

DATE	OPPONENT	P/S	RECEIVING					RUSHING					W/L	SCORE
			NO.	YDS.	AVG.	LG	TD	NO.	YDS.	AVG.	LG	TD		
09/12	Jets												W	19-14
09/19	Saints												W	26-7
09/23	at Texans												W	24-9
10/03	at Cowboys												L	28-36
10/10	Eagles												L	18-21
10/17	Vikings												L	28-34+
10/24	at Giants	P	0	0	0.0	0	0	0	0	0.0	0	0	L	3-25
10/31	at Falcons												W	19-13
11/07	Patriots												L	6-24
11/14	at Cardinals												W	34-10
11/21	Football Team												L	21-27
11/28	at Dolphins												L	10-33
12/12	Falcons												L	21-29
12/19	at Bills												L	14-31
12/26	Buccaneers												L	6-32
01/02	at Saints												L	10-18
01/09	at Buccaneers												L	17-41
2021 TOTALS		1-0	0	0	0.0	0	0	0	0	0.0	0	0	5-12	

+ - Overtime





CORNELL POWELL

WIDE RECEIVER #14
CLEMSON



1ST YEAR IN THE NFL

1ST YEAR WITH THE CHIEFS

HEIGHT: 6'0"
WEIGHT: 204 LBS
DRAFTED: D5B-21
BIRTHDAY: 10/30/97

- First-year wide receiver enters his first NFL season with the Chiefs in 2022.
- Originally entered the NFL as a fifth-round pick (181st overall) by the Chiefs in the 2021 NFL Draft.

Transactions:

Signed to Future/Reserve with Kansas City (2/1/22) ... Originally entered the NFL as a fifth-round pick (181st overall) by the Kansas City Chiefs in the 2021 NFL Draft.

COLLEGE

Appeared in 54 games (12 starts) at Clemson (2016-20) totaling 93 receptions for 1,211 yards and 10 touchdown catches in 1,207 snaps ... Also posted eight career kickoff returns for 197 yards ... Recorded career highs in receptions (53), receiving yards (882), receiving touchdowns (seven), snaps (630) and starts (12) during the 2020 season ... His seven receiving touchdowns were tied with Amari Rodgers for the team lead ... Named third-team All-ACC ... Led all players in Sugar Bowl with 139 receiving yards vs. No. 3 Ohio State, finishing the contest with two receiving touchdowns among his eight receptions ... Recorded 15 receptions for 122 yards and two touchdowns in 208 snaps over 15 games in 2019.

PERSONAL

- During his high career, tallied 203 receptions in 52 games for 4,301 yards and 68 touchdowns with 110 rushes for 828 yards and 13 touchdowns, he averaged 7.5 yards per rush and 1,200 kickoff return yards and 353 punt return yards.
- Had incredible senior year, leading Rose High school to a 12-3 record and berth in the state championship.
- Had 65 receptions for 1557 yards and 25 touchdowns, an average of 24 yards per catch, adding 23 rushes for 249 yards and five scores, averaging 11 yards per rush.
- Named first-team All-State as a junior and senior.
- Was also a four-year letterman in basketball.
- Hometown: Greenville, N.C.

CORNELL POWELL'S NFL REGULAR SEASON RUSHING/RECEIVING STATISTICS

DATE	TEAM	GP	GS	RECEIVING					RUSHING				
				NO.	YDS.	AVG.	LG	TD	NO.	YDS.	AVG.	LG	TD
2021	Chiefs	0	0	0	0	0.0	0	0	0	0	0.0	0	0
NFL TOTALS		0	0	0	0	0.0	0	0	0	0	0.0	0	0

CORNELL POWELL'S NFL POSTSEASON RUSHING/RECEIVING STATISTICS

DATE	TEAM	GP	GS	RECEIVING					RUSHING				
				NO.	YDS.	AVG.	LG	TD	NO.	YDS.	AVG.	LG	TD
2021	Chiefs	0	0	0	0	0.0	0	0	0	0	0.0	0	0
NFL TOTALS		0	0	0	0	0.0	0	0	0	0	0.0	0	0

CORNELL POWELL'S NFL REGULAR SEASON RETURN STATISTICS

DATE	TEAM	KICKOFF RETURNS					PUNT RETURNS					
		RET.	YDS.	AVG.	LG	TD	NO.	FC	YDS.	AVG.	LG	TD
2021	Chiefs	0	0	0.0	0	0	0	0	0	0.0	0	0
NFL TOTALS		0	0	0.0	0	0	0	0	0	0.0	0	0



CORNELL POWELL'S NFL POSTSEASON RETURN STATISTICS

DATE	TEAM	KICKOFF RETURNS					PUNT RETURNS					
		RET.	YDS.	AVG.	LG	TD	NO.	FC	YDS.	AVG.	LG	TD
2021	Chiefs	0	0	0.0	0	0	0	0	0	0.0	0	0
NFL TOTALS		0	0	0.0	0	0	0	0	0	0.0	0	0

2021 GAME-BY-GAME REGULAR-SEASON STATISTICS (CHIEFS)

DATE	OPPONENT	P/S	RECEIVING					RUSHING					W/L	SCORE
			NO.	YDS.	AVG.	LG	TD	NO.	YDS.	AVG.	LG	TD		
09/12	Browns												W	33-29
09/19	at Ravens												L	35-36
09/26	Chargers												L	24-30
10/03	at Eagles												W	42-30
10/10	Bills												L	20-38
10/17	at Football Team												W	31-13
10/24	at Titans												L	3-27
11/01	Giants												W	20-17
11/07	Packers												W	13-7
11/14	at Raiders												W	41-14
11/21	Cowboys												W	19-9
12/05	Broncos												W	22-9
12/12	Raiders												W	48-9
12/16	at Chargers												W	34-28+
12/26	Steelers												W	36-10
01/02	at Bengals												L	31-34
01/08	at Broncos												W	28-24
2021 TOTALS		0-0	0	0	0.0	0	0	0	0	0	0.0	0	0	12-5

+ - Overtime

2021 GAME-BY-GAME POSTSEASON STATISTICS (CHIEFS)

DATE	OPPONENT	P/S	RECEIVING					RUSHING					W/L	SCORE
			NO.	YDS.	AVG.	LG	TD	NO.	YDS.	AVG.	LG	TD		
01/16	Steelers												W	42-21
01/23	Bills												W	42-36+
01/30	Bengals												L	24-27+
2021 TOTALS		0-0	0	0	0.0	0	0	0	0	0.0	0	0	2-1	

+ - Overtime





JUSTIN REID

SAFETY #20
STANFORD



5TH YEAR IN THE NFL

1ST YEAR WITH THE CHIEFS

HEIGHT: 6'1"
WEIGHT: 207 LBS
DRAFTED: FA-22
BIRTHDAY: 2/15/97

- 👁️ Fifth-year safety enters his first season with the Chiefs in 2022.
- 👁️ Originally entered the NFL as a third-round pick (68th overall) by the Houston Texans in the 2018 NFL Draft.

Transactions:

Signed with Kansas City (3/18/22) ... Selected by the Houston Texans with the fourth pick of the third round (68th overall) in the 2018 NFL Draft.

COLLEGE

Played three seasons at Stanford (Calif.) University (2015-17), where he recorded 179 total tackles (105 solo), 20 passes defensed, 10.5 tackles for loss, two interceptions, one fumble recovery and 1.0 sack in 39 career games played ... As a junior, ranked first among Pac-12 players and 11th nationally with five interceptions and compiled 99 total tackles (52 solo), 6.5 tackles for loss, 1.0 sack and six pass breakups, earning FWAA All-America second-team (defensive back) honors, AP All-America Second Team (safety) honors, All-Pac-12 first-team honors, Pac-12 All-Academic second-team honors and was a Jim Thorpe Award semifinalist ... 14th among Pac-12 players with 7.1 tackles/game ... Played in 13 games as a sophomore and logged 57 tackles (37 solo), 4.0 tackles for loss and seven pass breakups, earning him All-Pac-12 honorable mention ... Saw action in 12 games as a true freshman and recorded 23 total tackles (16 solo), one interception and one pass breakup

PERSONAL

- 👁️ Son of Eric Reid Sr. and Sharon Guillory-Reid.
- 👁️ Father ran track at LSU.
- 👁️ Mother was a tight end and defensive end for the Baton Rouge Wildcats of the Women's American Football League.
- 👁️ Brother, Eric, played football at LSU and was a first-round selection by the San Francisco 49ers.
- 👁️ Attended Dutchtown (La.) High School.
- 👁️ Earned All-State honors in 2013 and 2014.
- 👁️ Also lettered in track and field and soccer.

JUSTIN REID'S NFL REGULAR SEASON DEFENSIVE STATISTICS

DATE	TEAM	GP	GS	TACKLES							INTERCEPTIONS					O. FUMB				ST				MISC			
				TK	S	A	TFL	YDS	SK	YDS	QBH	NO	YDS	LG	TD	PD	FF	FR	TD	YDS	TK	S	A	FF	FR	S	A
2018	Texans	16	12	81	64	17	2	6	0.0	0.0	1	3	128	101t	1	10	1	2	0	1	7	6	1	0	0	0	0
2019	Texans	15	15	78	57	21	1	0	0.0	0.0	1	2	55	37	0	5	0	1	0	0	0	0	0	0	0	0	
2020	Texans	13	13	81	60	21	6	27	2.0	16.0	4	0	0	0	0	4	0	0	0	0	2	2	0	0	0	0	
2021	Texans	13	13	64	39	25	2	2	0.0	0.0	0	2	45	24	0	4	1	0	0	0	2	2	0	0	0	0	
NFL TOTALS		57	53	304	220	84	11	35	2.0	16.0	6	7	228	101T	1	23	2	3	0	1	11	10	1	0	0	0	

JUSTIN REID'S NFL POSTSEASON DEFENSIVE STATISTICS

DATE	TEAM	GP	GS	TACKLES							INTERCEPTIONS					O. FUMB				ST				MISC		
				TK	S	A	TFL	YDS	SK	YDS	QBH	NO	YDS	LG	TD	PD	FF	FR	TD	YDS	TK	S	A	FF	FR	S
2018	Texans	1	1	3	2	1	0	0	0.0	0.0	0	0	0	0	0	2	0	0	0	0	0	0	0	0	0	0
2019	Texans	2	2	10	7	3	1	0	0.0	0.0	0	0	0	0	0	1	0	0	0	0	0	0	0	0	0	0
NFL TOTALS		3	3	13	9	4	1	0	0.0	0.0	0	0	0	0	0	3	0	0	0	0	0	0	0	0	0	0



SINGLE-GAME HIGHS: DEFENSIVE

Total Tackles	10 vs. L.A. Rams, Oct 31, 2021 10 vs. Baltimore, Sep 20, 2020 10 vs. Carolina, Sep 29, 2019 ...1 more at 10.	Tackles For Loss	3 vs. New England, Nov 22, 2020 2 at San Francisco, Jan 02, 2022 1 vs. Indianapolis, Dec 06, 2020 1 at Detroit, Nov 26, 2020 1 vs. Baltimore, Sep 20, 2020 ...3 more at 1.
Solo Tackles	9 vs. Carolina, Sep 29, 2019 8 vs. Baltimore, Sep 20, 2020 8 at New Orleans, Sep 09, 2019 8 at Denver, Nov 04, 2018 7 vs. New England, Nov 22, 2020 ...2 more at 7.	Interceptions	1 at Cleveland, Sep 19, 2021 1 vs. Jacksonville, Sep 12, 2021 1 at Tampa Bay, Dec 21, 2019 ...4 more at 1.
Sacks	1.0 at Detroit, Nov 26, 2020 1.0 vs. New England, Nov 22, 2020	Interception Return Yards	101 at Washington, Nov 18, 2018 37 at Jacksonville, Nov 03, 2019 24 at Cleveland, Sep 19, 2021 21 vs. Jacksonville, Sep 12, 2021 21 vs. Miami, Oct 25, 2018 2 vs. Indianapolis, Dec 09, 2018 1 vs. Indianapolis, Dec 05, 2021 1 at Arizona, Oct 24, 2021 1 at Chicago, Dec 13, 2020 ...6 more at 1.
Passes Defensed	2 vs. Cleveland, Dec 02, 2018 2 at Washington, Nov 18, 2018 2 vs. Miami, Oct 25, 2018 1 at Indianapolis, Oct 17, 2021 ...16 more at 1.	Special Teams Tackles	
Forced Fumbles	1 at Cleveland, Sep 19, 2021 1 vs. Cleveland, Dec 02, 2018	Longest Opponent's Fumble Return	1 at Denver, Nov 04, 2018
Fumble Recoveries	1 at Tampa Bay, Dec 21, 2019 1 at Philadelphia, Dec 23, 2018 1 at Denver, Nov 04, 2018		

SINGLE-GAME HIGHS - POSTSEASON: DEFENSIVE

Total Tackles	7 vs. Buffalo, Jan 04, 2020 3 at Kansas City, Jan 12, 2020 3 vs. Indianapolis, Jan 05, 2019	Passes Defensed	2 vs. Indianapolis, Jan 05, 2019 1 at Kansas City, Jan 12, 2020
Solo Tackles	4 vs. Buffalo, Jan 04, 2020 3 at Kansas City, Jan 12, 2020 2 vs. Indianapolis, Jan 05, 2019	Tackles For Loss	1 vs. Buffalo, Jan 04, 2020

2018 GAME-BY-GAME REGULAR-SEASON STATISTICS (TEXANS)

DATE	OPPONENT	P/S	TACKLES							INTERCEPTIONS					O. FUMB				ST				MISC		W/L	SCORE		
			TK	S	A	SK	YDS	TFL	YDS	QBH	NO	YDS	LG	TD	PD	FF	FR	TD	YDS	TK	S	A	FF	FR			S	A
09/09	at Patriots	P	1	1	0	0.0	0.0	0	0	0	0	0	0	0	0	1	0	0	0	0	0	0	0	0	0	0	L	20-27
09/16	at Titans	S	5	4	1	0.0	0.0	0	0	1	0	0	0	0	0	0	0	0	0	0	0	0	0	0	0	L	17-20	
09/23	Giants	P	3	3	0	0.0	0.0	0	0	0	0	0	0	0	0	0	0	0	0	1	1	0	0	0	0	L	22-27	
09/30	at Colts	P	5	4	1	0.0	0.0	0	0	0	0	0	0	0	1	0	0	0	0	0	0	0	0	0	0	W	37-34+	
10/07	Cowboys	P	6	5	1	0.0	0.0	0	0	0	1	6	6	0	1	0	0	0	0	0	0	0	0	0	0	W	19-16+	
10/14	Bills	S	4	3	1	0.0	0.0	0	0	0	0	0	0	0	0	0	0	0	0	0	0	0	0	0	0	W	20-13	
10/21	at Jaguars	S	5	5	0	0.0	0.0	0	0	0	0	0	0	0	0	0	0	0	0	0	0	0	0	0	0	W	20-7	
10/25	Dolphins	S	8	4	4	0.0	0.0	0	0	0	1	21	21	0	2	0	0	0	0	1	1	0	0	0	0	W	42-23	
11/04	at Broncos	S	9	8	1	0.0	0.0	0	0	0	0	0	0	0	0	0	1	0	1	1	1	0	0	0	0	W	19-17	
11/18	at Redskins	S	4	3	1	0.0	0.0	0	0	0	1	101	101	1	2	0	0	0	0	0	0	0	0	0	0	W	23-21	
11/26	Titans	S	3	2	1	0.0	0.0	1	5	0	0	0	0	0	0	0	0	0	0	0	0	0	0	0	0	W	34-17	
12/02	Browns	S	4	3	1	0.0	0.0	0	0	0	0	0	0	0	2	1	0	0	0	0	0	0	0	0	0	W	29-13	
12/09	Colts	S	7	6	1	0.0	0.0	1	1	0	0	0	0	0	0	0	0	0	0	2	1	1	0	0	0	L	21-24	
12/15	at Jets	S	6	5	1	0.0	0.0	0	0	0	0	0	0	0	0	0	0	0	0	0	0	0	0	0	0	W	29-22	
12/23	at Eagles	S	7	7	0	0.0	0.0	0	0	0	0	0	0	0	0	1	0	0	0	1	1	0	0	0	0	L	30-32	
12/30	Jaguars	S	4	1	3	0.0	0.0	0	0	0	0	0	0	0	1	0	0	0	0	1	1	0	0	0	0	W	20-3	
2018 TOTALS			16-12	81	64	17	0.0	0.0	2	6	1	3	128	101T	1	10	1	2	0	1	7	6	1	0	0	0	0	11-5

+ - Overtime



2019 GAME-BY-GAME POSTSEASON STATISTICS (TEXANS)

DATE	OPPONENT	P/S	TACKLES							INTERCEPTIONS					O. FUMB				ST				MISC			SCORE	
			TK	S	A	SK	YDS	TFL	YDS	QBH	NO	YDS	LG	TD	PD	FF	FR	TD	YDS	TK	S	A	FF	FR	S		A
01/04	Bills	S	7	4	3	0.0	0.0	1	0	0	0	0	0	0	0	0	0	0	0	0	0	0	0	0	0	W	22-19+
01/12	at Chiefs	S	3	3	0	0.0	0.0	0	0	0	0	0	0	0	1	0	0	0	0	0	0	0	0	0	L	31-51	
2019 TOTALS		2-2	10	7	3	0.0	0.0	1	0	0	0	0	0	1	0	0	0	0	0	0	0	0	0	0	1-1		

+ - Overtime





AUSTIN REITER



CENTER #61
SOUTH FLORIDA

7TH YEAR IN THE NFL

4TH YEAR WITH THE CHIEFS

HEIGHT: 6'3"
WEIGHT: 301 LBS
DRAFTED: FA-22
BIRTHDAY: 11/27/91

Seventh-year offensive lineman enters his fourth season with the Chiefs in 2022.

Originally entered the NFL as a seventh-round pick (222nd overall) by Washington in the 2015 NFL Draft.

Honors:

2020 Ed Block Courage Award.

Transactions:

Signed by Kansas City (5/10/22) ... Released by Kansas City (5/6/22) ... Signed by Kansas City (3/24/22) ... Waived from the Rams (12/21/21) ... Signed to the Rams' practice squad (12/18/21) ... Released by the Dolphins (12/14/21) ... Signed to the

Dolphins' active roster from the Saints' practice squad (10/5/21) ... Reverted back to the Saints' practice squad (9/27/21) ... Activated to the Saints' active roster (9/25/21) ... Reverted back to the Saints' practice squad (9/20/21) ... Activated to the Saints' active roster from the practice squad (9/18/21) ... Signed to the Saints' practice squad (9/15/21) ... Claimed off of waivers by Kansas City (9/3/18) ... Released by the Browns (9/2/18) ... Resigned with the Browns (4/16/18) ... Signed to the Browns' active roster from Washington's practice squad (9/20/16) ... Signed to Washington's practice squad (9/15/16) ... Released by Washington (9/13/16) ... Signed by Washington (1/11/16) ... Signed to Washington's practice squad (9/29/15) ... Released by Washington (9/5/15) ... Originally entered the NFL as a seventh-round pick (222nd overall) by Washington in the 2015 NFL Draft.

COLLEGE

Played 46 games (36 starts) at South Florida ... Started all 12 games at center as a senior in 2014, earning team's Offensive Lineman Award and Tough Man Award ... Started 12 games as a junior in 2013 ... Started 12 games as a sophomore in 2012.

PERSONAL

- Played right tackle on offense and three technique defensive tackle at Lakewood Ranch (Fla.) High School.
- Earned two bachelor's degrees in communications and public health from South Florida.
- Hometown: Bradenton, Fla.
- Last name pronounced: RIGHT-er.

AUSTIN REITER'S NFL REGULAR SEASON STATISTICS

DATE	TEAM	GP	GS
2015	Redskins	0	0
2016	Redskins	0	0
Went from Washington to Cleveland .			
2016	Browns	1	1
2016	TOTAL	1	1
2017	Browns	16	0
2018	Chiefs	11	4
2019	Chiefs	16	16
2020	Chiefs	15	12
2021	Saints	0	0
Went from New Orleans to Miami .			
2021	Dolphins	6	5
Went from Miami to L.A. Rams .			
2021	Rams	0	0
2021	TOTAL	6	5
NFL TOTALS		65	38



AUSTIN REITER'S NFL POSTSEASON STATISTICS

DATE	TEAM	GP	GS
2018	Chiefs	2	0
2019	Chiefs	3	3
2020	Chiefs	3	3
NFL TOTALS		8	6

2015 GAME-BY-GAME REGULAR-SEASON STATISTICS (REDSKINS)

DATE	OPPONENT	P/S		W/L	SCORE
09/13	Dolphins		NOT ON ROSTER	L	10-17
09/20	Rams		NOT ON ROSTER	W	24-10
09/24	at Giants		NOT ON ROSTER	L	21-32
10/04	Eagles		PRACTICE SQUAD	W	23-20
10/11	at Falcons		PRACTICE SQUAD	L	19-25+
10/18	at Jets		PRACTICE SQUAD	L	20-34
10/25	Buccaneers		PRACTICE SQUAD	W	31-30
11/08	at Patriots		PRACTICE SQUAD	L	10-27
11/15	Saints		PRACTICE SQUAD	W	47-14
11/22	at Panthers		PRACTICE SQUAD	L	16-44
11/29	Giants		PRACTICE SQUAD	W	20-14
12/07	Cowboys		PRACTICE SQUAD	L	16-19
12/13	at Bears		PRACTICE SQUAD	W	24-21
12/20	Bills		PRACTICE SQUAD	W	35-25
12/26	at Eagles		PRACTICE SQUAD	W	38-24
01/03	at Cowboys		PRACTICE SQUAD	W	34-23
2015 TOTALS		0-0		9-7	

+ - Overtime

2016 GAME-BY-GAME REGULAR-SEASON STATISTICS (REDSKINS/BROWNS)

DATE	OPPONENT	P/S		W/L	SCORE
09/12	Steelers		INACTIVE	L	16-38
09/18	Cowboys		PRACTICE SQUAD	L	23-27
			Went from Redskins to Browns .		
09/25	at Dolphins		INACTIVE	L	24-30+
10/02	at Redskins	S		L	20-31
10/09	Patriots		INACTIVE	L	13-33
10/16	at Titans		RESERVE/INJURED	L	26-28
10/23	at Bengals		RESERVE/INJURED	L	17-31
10/30	Jets		RESERVE/INJURED	L	28-31
11/06	Cowboys		RESERVE/INJURED	L	10-35
11/10	at Ravens		RESERVE/INJURED	L	7-28
11/20	Steelers		RESERVE/INJURED	L	9-24
11/27	Giants		RESERVE/INJURED	L	13-27
12/11	Bengals		RESERVE/INJURED	L	10-23
12/18	at Bills		RESERVE/INJURED	L	13-33
12/24	Chargers		RESERVE/INJURED	W	20-17
01/01	at Steelers		RESERVE/INJURED	L	24-27+
2016 TOTALS		1-1		1-15	

+ - Overtime

2017 GAME-BY-GAME REGULAR-SEASON STATISTICS (BROWNS)

DATE	OPPONENT	P/S		W/L	SCORE
09/10	Steelers	P		L	18-21
09/17	at Ravens	P		L	10-24
09/24	at Colts	P		L	28-31
10/01	Bengals	P		L	7-31
10/08	Jets	P		L	14-17
10/15	at Texans	P		L	17-33
10/22	Titans	P		L	9-12+
10/29	Vikings	P		L	16-33
11/12	at Lions	P		L	24-38
11/19	Jaguars	P		L	7-19
11/26	at Bengals	P		L	16-30
12/03	at Chargers	P		L	10-19
12/10	Packers	P		L	21-27+
12/17	Ravens	P		L	10-27
12/24	at Bears	P		L	3-20
12/31	at Steelers	P		L	24-28
2017 TOTALS		16-0		0-16	

+ - Overtime



2018 GAME-BY-GAME REGULAR-SEASON STATISTICS (CHIEFS)

DATE	OPPONENT	P/S		W/L	SCORE
09/09	at Chargers		INACTIVE	W	38-28
09/16	at Steelers		INACTIVE	W	42-37
09/23	49ers		INACTIVE	W	38-27
10/01	at Broncos		INACTIVE	W	27-23
10/07	Jaguars		INACTIVE	W	30-14
10/14	at Patriots	P		L	40-43
10/21	Bengals	P		W	45-10
10/28	Broncos	S		W	30-23
11/04	at Browns	S		W	37-21
11/11	Cardinals	S		W	26-14
11/19	at Rams	S		L	51-54
12/02	at Raiders	P		W	40-33
12/09	Ravens	P		W	27-24+
12/13	Chargers	P		L	28-29
12/23	at Seahawks	P		L	31-38
12/30	Raiders	P		W	35-3
2018 TOTALS		11-4		12-4	

+ - Overtime

2019 GAME-BY-GAME REGULAR-SEASON STATISTICS (CHIEFS)

DATE	OPPONENT	P/S		W/L	SCORE
09/08	at Jaguars	S		W	40-26
09/15	at Raiders	S		W	28-10
09/22	Ravens	S		W	33-28
09/29	at Lions	S		W	34-30
10/06	Colts	S		L	13-19
10/13	Texans	S		L	24-31
10/17	at Broncos	S		W	30-6
10/27	Packers	S		L	24-31
11/03	Vikings	S		W	26-23
11/10	at Titans	S		L	32-35
11/18	at Chargers	S		W	24-17
12/01	Raiders	S		W	40-9
12/08	at Patriots	S		W	23-16
12/15	Broncos	S		W	23-3
12/22	at Bears	S		W	26-3
12/29	Chargers	S		W	31-21
2019 TOTALS		16-16		12-4	

2020 GAME-BY-GAME REGULAR-SEASON STATISTICS (CHIEFS)

DATE	OPPONENT	P/S		W/L	SCORE
09/10	Texans	S		W	34-20
09/20	at Chargers	S		W	23-20+
09/28	at Ravens	S		W	34-20
10/05	Patriots	S		W	26-10
10/11	Raiders	S		L	32-40
10/19	at Bills	P		W	26-17
10/25	at Broncos	P		W	43-16
11/01	Jets	P		W	35-9
11/08	Panthers	S		W	33-31
11/22	at Raiders	S		W	35-31
11/29	at Buccaneers	S		W	27-24
12/06	Broncos	S		W	22-16
12/13	at Dolphins	S		W	33-27
12/20	at Saints	S		W	32-29
12/27	Falcons	S		W	17-14
01/03	Chargers		DID NOT PLAY	L	21-38
2020 TOTALS		15-12		14-2	

+ - Overtime

2021 GAME-BY-GAME REGULAR-SEASON STATISTICS (SAINTS/DOLPHINS/RAMS)

DATE	OPPONENT	P/S		W/L	SCORE
09/12	Packers		PRACTICE SQUAD	W	38-3
09/19	at Panthers		DID NOT PLAY	L	7-26
09/26	at Patriots		DID NOT PLAY	W	28-13
10/03	Giants		PRACTICE SQUAD	L	21-27+
			Went from Saints to Dolphins .		
10/10	at Buccaneers		DID NOT PLAY	L	17-45
10/17	at Jaguars		DID NOT PLAY	L	20-23
10/24	Falcons	S		L	28-30
10/31	at Bills	S		L	11-26
11/07	Texans	P		W	17-9
11/11	Ravens	S		W	22-10
11/21	at Jets	S		W	24-17
11/28	Panthers	S		W	33-10
12/05	Giants		DID NOT PLAY	W	20-9
			Went from Dolphins to Rams .		
12/21	Seahawks		PRACTICE SQUAD	W	20-10
12/26	at Vikings		PRACTICE SQUAD	W	30-23
01/02	at Ravens		PRACTICE SQUAD	W	20-19
01/09	49ers		PRACTICE SQUAD	L	24-27+
2021 TOTALS		6-5		10-7	

+ - Overtime

2018 GAME-BY-GAME POSTSEASON STATISTICS (CHIEFS)

DATE	OPPONENT	P/S		W/L	SCORE
01/12	Colts	P		W	31-13
01/20	Patriots	P		L	31-37+
2018 TOTALS		2-0		1-1	

+ - Overtime

2019 GAME-BY-GAME POSTSEASON STATISTICS (CHIEFS)

DATE	OPPONENT	P/S		W/L	SCORE
01/12	Texans	S		W	51-31
01/19	Titans	S		W	35-24
02/02	49ers	S		W	31-20
2019 TOTALS		3-3		3-0	

2020 GAME-BY-GAME POSTSEASON STATISTICS (CHIEFS)

DATE	OPPONENT	P/S		W/L	SCORE
01/17	Browns	S		W	22-17
01/24	Bills	S		W	38-24
02/07	at Buccaneers	S		L	9-31
2020 TOTALS		3-3		2-1	





MIKE ROSE

LINEBACKER #48
IOWA STATE

ROOKIE

HEIGHT: 6'4"
WEIGHT: 243 LBS
DRAFTED: CFA-22
BIRTHDAY: 5/25/00



👁️ Rookie linebacker enters his first season with the Chiefs in 2022.

👁️ Originally entered the NFL as a undrafted free agent with the Chiefs.

Transactions:

Originally entered the NFL as a undrafted free agent with the Chiefs (5/6/22).

COLLEGE

Four-year letterwinner at Iowa State (2018-21) ... Played in 49 games, logging 225 tackles (116 solo), including 8.0 sacks (-34.0 yards), six interceptions returned 14 yards, six passes defended, one forced fumble and a fumble recovery ... Named first-team All-Big 12 as a junior and senior ... Named Big 12 Defensive Player of the Year as a junior.

PERSONAL

👁️ Three-year starter and first-team all-conference and all-district selection at Brecksville-Broadview HS.

👁️ Name most valuable defensive player as a senior, posting 53 tackles and 10 TFL in seven games.

👁️ Was second-team all-conference and the team's top defensive back in junior season, leading team to an 8-3 record.

👁️ Two-time all-conference basketball player, averaging 16.6 points as a senior.



KHALEN SAUNDERS



DEFENSIVE TACKLE #99

WESTERN ILLINOIS

4TH YEAR IN THE NFL

4TH YEAR WITH THE CHIEFS

HEIGHT: 6'0"
WEIGHT: 324 LBS
DRAFTED: D3-19
BIRTHDAY: 8/9/96

- Fourth-year defensive tackle enters his fourth NFL season with the Chiefs in 2022.
- Originally entered the NFL as a third-round pick (84th overall) by the Kansas City Chiefs in the 2019 NFL Draft.
- He became just the second player from Western Illinois University to be drafted by the Chiefs in franchise history. He joins E Jack Atcheson, who was selected with the first pick in

the 1960 AFL Draft, making him the first draft pick in franchise history.

Transactions:

Originally entered the NFL as the Chiefs third round (84th overall) pick of the 2019 NFL Draft.

COLLEGE

Appeared in 46 games for Western Illinois tallying 203 tackles (120 solo), 17.5 sacks (-113 yards), six passes defended, four forced fumbles and three fumble recoveries in four seasons ... During his senior season recorded 72 tackles (42 solo), 6.5 sacks (-38 yards), one pass defended, one forced fumble and one fumble recovery in 11 games.

PERSONAL

- Lettered in football, wrestling and track & field at Parkway Central High School.
- Earned All-Conference and All-State honors.
- Team placed second in state during the 2013 football season.
- Was runner-up his junior year in the state track meet in shot put.
- Majored in math education at Western Illinois.
- Hometown: St. Louis.
- First name pronounced: KAH-len.

KHALEN SAUNDERS' NFL REGULAR SEASON DEFENSIVE STATISTICS

DATE	TEAM	GP	GS	TACKLES							INTERCEPTIONS					O. FUMB				ST				MISC				
				TK	S	A	TFL	YDS	SK	YDS	QBH	NO	YDS	LG	TD	PD	FF	FR	TD	YDS	TK	S	A	FF	FR	S	A	
2019	Chiefs	12	4	22	13	9	0	0	1.0	0.0	2	0	0	0	0	1	0	0	0	0	0	0	0	0	0	0	0	0
2020	Chiefs	3	1	3	3	0	0	0	0.0	0.0	0	0	0	0	0	0	0	0	0	0	0	0	0	0	0	0	0	0
2021	Chiefs	7	0	8	2	6	0	0	0.0	0.0	0	0	0	0	0	0	0	0	0	0	0	0	0	0	0	0	0	0
NFL TOTALS		22	5	33	18	15	0	0	1.0	0.0	2	0	0	0	0	1	0	0	0	0	0	0	0	0	0	0	0	0

KHALEN SAUNDERS' NFL POSTSEASON DEFENSIVE STATISTICS

DATE	TEAM	GP	GS	TACKLES							INTERCEPTIONS					O. FUMB				ST				MISC				
				TK	S	A	TFL	YDS	SK	YDS	QBH	NO	YDS	LG	TD	PD	FF	FR	TD	YDS	TK	S	A	FF	FR	S	A	
2019	Chiefs	3	0	3	2	1	0	0	0.0	0.0	0	0	0	0	0	0	0	0	0	0	0	0	0	0	0	0	0	0
2020	Chiefs	0	0	0	0	0	0	0	0.0	0.0	0	0	0	0	0	0	0	0	0	0	0	0	0	0	0	0	0	0
2021	Chiefs	0	0	0	0	0	0	0	0.0	0.0	0	0	0	0	0	0	0	0	0	0	0	0	0	0	0	0	0	0
NFL TOTALS		3	0	3	2	1	0	0	0.0	0.0	0	0	0	0	0	0	0	0	0	0	0	0	0	0	0	0	0	0



SINGLE-GAME HIGHS: DEFENSIVE

Total Tackles 4 at Tennessee, Oct 24, 2021
 3 at Baltimore, Sep 19, 2021
 3 at Chicago, Dec 22, 2019
 3 vs. Oakland, Dec 01, 2019
 ...2 more at 3.

Solo Tackles 2 vs. L.A. Chargers, Jan 03, 2021
 2 at Chicago, Dec 22, 2019
 2 at New England, Dec 08, 2019
 ...1 more at 2.

Sacks 1.0 vs. Green Bay, Oct 27, 2019
Passes Defensed 1 vs. Minnesota, Nov 03, 2019

SINGLE-GAME HIGHS - POSTSEASON: DEFENSIVE

Total Tackles 1 vs. San Francisco, Feb 02, 2020
 1 vs. Tennessee, Jan 19, 2020
 1 vs. Houston, Jan 12, 2020

Solo Tackles 1 vs. San Francisco, Feb 02, 2020
 1 vs. Houston, Jan 12, 2020

2019 GAME-BY-GAME REGULAR-SEASON STATISTICS (CHIEFS)

DATE	OPPONENT	P/S	TACKLES							INTERCEPTIONS					O. FUMB				ST				MISC		W/L	SCORE	
			TK	S	A	SK	YDS	TFL	YDS	QBH	NO	YDS	LG	TD	PD	FF	FR	TD	YDS	TK	S	A	FF	FR			S
09/08	at Jaguars																									W	40-26
09/15	at Raiders																									W	28-10
09/22	Ravens																									W	33-28
09/29	at Lions																									W	34-30
10/06	Colts	P	1	1	0	0.0	0.0	0	0	0	0	0	0	0	0	0	0	0	0	0	0	0	0	0	0	L	13-19
10/13	Texans	S	2	1	1	0.0	0.0	0	0	0	0	0	0	0	0	0	0	0	0	0	0	0	0	0	0	L	24-31
10/17	at Broncos	S	2	1	1	0.0	0.0	0	0	0	0	0	0	0	0	0	0	0	0	0	0	0	0	0	0	W	30-6
10/27	Packers	S	3	2	1	1.0	0.0	0	0	1	0	0	0	0	0	0	0	0	0	0	0	0	0	0	0	L	24-31
11/03	Vikings	S	3	1	2	0.0	0.0	0	0	1	0	0	0	0	1	0	0	0	0	0	0	0	0	0	0	W	26-23
11/10	at Titans	P	1	1	0	0.0	0.0	0	0	0	0	0	0	0	0	0	0	0	0	0	0	0	0	0	0	L	32-35
11/18	at Chargers	P	2	1	1	0.0	0.0	0	0	0	0	0	0	0	0	0	0	0	0	0	0	0	0	0	0	W	24-17
12/01	Raiders	P	3	1	2	0.0	0.0	0	0	0	0	0	0	0	0	0	0	0	0	0	0	0	0	0	0	W	40-9
12/08	at Patriots	P	2	2	0	0.0	0.0	0	0	0	0	0	0	0	0	0	0	0	0	0	0	0	0	0	0	W	23-16
12/15	Broncos	P	0	0	0	0.0	0.0	0	0	0	0	0	0	0	0	0	0	0	0	0	0	0	0	0	0	W	23-3
12/22	at Bears	P	3	2	1	0.0	0.0	0	0	0	0	0	0	0	0	0	0	0	0	0	0	0	0	0	0	W	26-3
12/29	Chargers	P	0	0	0	0.0	0.0	0	0	0	0	0	0	0	0	0	0	0	0	0	0	0	0	0	0	W	31-21
2019 TOTALS		12-4	22	13	9	1.0	0.0	0	0	2	0	0	0	0	1	0	0	0	0	0	0	0	0	0	0	12-4	

2020 GAME-BY-GAME REGULAR-SEASON STATISTICS (CHIEFS)

DATE	OPPONENT	P/S	TACKLES							INTERCEPTIONS					O. FUMB				ST				MISC		W/L	SCORE	
			TK	S	A	SK	YDS	TFL	YDS	QBH	NO	YDS	LG	TD	PD	FF	FR	TD	YDS	TK	S	A	FF	FR			S
09/10	Texans	P	0	0	0	0.0	0.0	0	0	0	0	0	0	0	0	0	0	0	0	0	0	0	0	0	0	W	34-20
09/20	at Chargers																									W	23-20+
09/28	at Ravens																									W	34-20
10/05	Patriots																									W	26-10
10/11	Raiders																									L	32-40
10/19	at Bills																									W	26-17
10/25	at Broncos	P	1	1	0	0.0	0.0	0	0	0	0	0	0	0	0	0	0	0	0	0	0	0	0	0	0	W	43-16
11/01	Jets																									W	35-9
11/08	Panthers																									W	33-31
11/22	at Raiders																									W	35-31
11/29	at Buccaneers																									W	27-24
12/06	Broncos																									W	22-16
12/13	at Dolphins																									W	33-27
12/20	at Saints																									W	32-29
12/27	Falcons																									W	17-14
01/03	Chargers	S	2	2	0	0.0	0.0	0	0	0	0	0	0	0	0	0	0	0	0	0	0	0	0	0	0	L	21-38
2020 TOTALS		3-1	3	3	0	0.0	0.0	0	0	0	0	0	0	0	0	0	0	0	0	0	0	0	0	0	0	14-2	

+ - Overtime



2021 GAME-BY-GAME REGULAR-SEASON STATISTICS (CHIEFS)

DATE	OPPONENT	P/S	TACKLES							INTERCEPTIONS					O. FUMB				ST				MISC		W/L	SCORE		
			TK	S	A	SK	YDS	TFL	YDS	QBH	NO	YDS	LG	TD	PD	FF	FR	TD	YDS	TK	S	A	FF	FR			S	A
09/12	Browns	P	1	0	1	0.0	0.0	0	0	0	0	0	0	0	0	0	0	0	0	0	0	0	0	0	0	0	W	33-29
09/19	at Ravens	P	3	1	2	0.0	0.0	0	0	0	0	0	0	0	0	0	0	0	0	0	0	0	0	0	0	L	35-36	
09/26	Chargers	P	0	0	0	0.0	0.0	0	0	0	0	0	0	0	0	0	0	0	0	0	0	0	0	0	0	L	24-30	
10/03	at Eagles	P	0	0	0	0.0	0.0	0	0	0	0	0	0	0	0	0	0	0	0	0	0	0	0	0	0	W	42-30	
10/10	Bills	P	0	0	0	0.0	0.0	0	0	0	0	0	0	0	0	0	0	0	0	0	0	0	0	0	0	L	20-38	
10/17	at Football Team	P	0	0	0	0.0	0.0	0	0	0	0	0	0	0	0	0	0	0	0	0	0	0	0	0	0	W	31-13	
10/24	at Titans	P	4	1	3	0.0	0.0	0	0	0	0	0	0	0	0	0	0	0	0	0	0	0	0	0	0	L	3-27	
11/01	Giants																									W	20-17	
11/07	Packers																									W	13-7	
11/14	at Raiders																									W	41-14	
11/21	Cowboys																									W	19-9	
12/05	Broncos																									W	22-9	
12/12	Raiders																									W	48-9	
12/16	at Chargers																									W	34-28+	
12/26	Steelers																									W	36-10	
01/02	at Bengals																									L	31-34	
01/08	at Broncos																									W	28-24	
2021 TOTALS		7-0	8	2	6	0.0	0.0	0	0	0	0	0	0	0	0	0	0	0	0	0	0	0	0	0	0	12-5		

+ - Overtime

2019 GAME-BY-GAME POSTSEASON STATISTICS (CHIEFS)

DATE	OPPONENT	P/S	TACKLES							INTERCEPTIONS					O. FUMB				ST				MISC		W/L	SCORE		
			TK	S	A	SK	YDS	TFL	YDS	QBH	NO	YDS	LG	TD	PD	FF	FR	TD	YDS	TK	S	A	FF	FR			S	A
01/12	Texans	P	1	1	0	0.0	0.0	0	0	0	0	0	0	0	0	0	0	0	0	0	0	0	0	0	0	0	W	51-31
01/19	Titans	P	1	0	1	0.0	0.0	0	0	0	0	0	0	0	0	0	0	0	0	0	0	0	0	0	0	0	W	35-24
02/02	49ers	P	1	1	0	0.0	0.0	0	0	0	0	0	0	0	0	0	0	0	0	0	0	0	0	0	0	0	W	31-20
2019 TOTALS		3-0	3	2	1	0.0	0.0	0	0	0	0	0	0	0	0	0	0	0	0	0	0	0	0	0	0	3-0		

2020 GAME-BY-GAME POSTSEASON STATISTICS (CHIEFS)

DATE	OPPONENT	P/S	TACKLES							INTERCEPTIONS					O. FUMB				ST				MISC		W/L	SCORE		
			TK	S	A	SK	YDS	TFL	YDS	QBH	NO	YDS	LG	TD	PD	FF	FR	TD	YDS	TK	S	A	FF	FR			S	A
01/17	Browns																										W	22-17
01/24	Bills																										W	38-24
02/07	at Buccaneers																									L	9-31	
2020 TOTALS			0	0	0	0.0	0.0	0	0	0	0	0	0	0	0	0	0	0	0	0	0	0	0	0	0	2-1		

2021 GAME-BY-GAME POSTSEASON STATISTICS (CHIEFS)

DATE	OPPONENT	P/S	TACKLES							INTERCEPTIONS					O. FUMB				ST				MISC		W/L	SCORE		
			TK	S	A	SK	YDS	TFL	YDS	QBH	NO	YDS	LG	TD	PD	FF	FR	TD	YDS	TK	S	A	FF	FR			S	A
01/16	Steelers																										W	42-21
01/23	Bills																										W	42-36+
01/30	Bengals																									L	24-27+	
2021 TOTALS			0	0	0	0.0	0.0	0	0	0	0	0	0	0	0	0	0	0	0	0	0	0	0	0	0	2-1		

+ - Overtime





TREY SMITH

OFFENSIVE LINEMAN #65
TENNESSEE



2ND YEAR IN THE NFL

2ND YEAR WITH THE CHIEFS

HEIGHT: 6'6"
WEIGHT: 321 LBS
DRAFTED: D6-21
BIRTHDAY: 6/16/99

- Second-year offensive lineman enters his second NFL season with the Chiefs in 2022.
- Originally entered the NFL as a sixth-round pick (226th overall) by the Chiefs in the 2021 NFL Draft.

Career Highlights:

- Rookie offensive linemen Creed Humphrey and Trey Smith started all 17 regular season games in 2021, becoming the 17th and 18th players in franchise history to start all regular season games in their rookie season. Humphrey and Smith are the third pair of teammates to both start all regular season games in their rookie campaign, joining DE Sylvester Hicks and

DE Art Still (16 games, 1978) and CB Brandon Carr and DL Glenn Dorsey (16 games, 2008). S Juan Thornhill was the last player to start all games in his rookie season, starting all 16 games in 2019.

Honors:

- 2021 PFWA All-Rookie Team.

Transactions:

Originally entered the NFL as a sixth-round pick (226th overall) by the Kansas City Chiefs in the 2021 NFL Draft.

COLLEGE

Appeared in 42 games with 41 starts, concluding his career with 22 straight starts with Tennessee (2017-20) ... Saw action on over 2,500 career offensive snaps and allowed only one sack in his final two seasons ... As a senior in 2020, started all 10 games for the Vols at left guard during the unique COVID-19 season earning second-team All-America status in the process and first-team All-SEC honors for the second straight year ... Became Tennessee's first All-America recipient since Derek Barnett was named to the FWAA's Second Team in 2016 ... Also was the first Vol offensive lineman to be tabbed a first- or second-team All-American by any outlet since Anthony Parker in 2007 ... Played 664 offensive snaps during the season and allowed only one sack ... Became the first Vol true freshman to start at left tackle in over 30 years en route to Freshman All-America honors ... Off the field, was a leader in the community, spearheading charity drives and was recipient of the 2019 Jason Witten Collegiate Man of the Year ... Two-time SEC Community Service Team representative.

PERSONAL

- Earned All-State honors from 2015-17 while attending University School in Jackson.
- Winner of the 2016 Bobby Dodd Award by the Touchdown Club of Atlanta.
- 2017 Under Armour All-American and 2016 USA Today/American Family Insurance All-USA First Team.
- 2016 MaxPreps Football All-American First Team Offense.
- Two-time Tennessee Mr. Football, two-time District Offensive Lineman of the Year and two-time Tennessee Player of the Year.
- Hometown: Jackson, Tenn.

TREY SMITH'S NFL REGULAR SEASON STATISTICS

DATE	TEAM	GP	GS
2021	Chiefs	17	17
NFL TOTALS		17	17

TREY SMITH'S NFL POSTSEASON STATISTICS

DATE	TEAM	GP	GS
2021	Chiefs	3	3
NFL TOTALS		3	3



2021 GAME-BY-GAME REGULAR-SEASON STATISTICS (CHIEFS)

DATE	OPPONENT	P/S	W/L	SCORE
09/12	Browns	S	W	33-29
09/19	at Ravens	S	L	35-36
09/26	Chargers	S	L	24-30
10/03	at Eagles	S	W	42-30
10/10	Bills	S	L	20-38
10/17	at Football Team	S	W	31-13
10/24	at Titans	S	L	3-27
11/01	Giants	S	W	20-17
11/07	Packers	S	W	13-7
11/14	at Raiders	S	W	41-14
11/21	Cowboys	S	W	19-9
12/05	Broncos	S	W	22-9
12/12	Raiders	S	W	48-9
12/16	at Chargers	S	W	34-28+
12/26	Steelers	S	W	36-10
01/02	at Bengals	S	L	31-34
01/08	at Broncos	S	W	28-24
2021 TOTALS		17-17	12-5	

+ - Overtime

2021 GAME-BY-GAME POSTSEASON STATISTICS (CHIEFS)

DATE	OPPONENT	P/S	W/L	SCORE
01/16	Steelers	S	W	42-21
01/23	Bills	S	W	42-36+
01/30	Bengals	S	L	24-27+
2021 TOTALS		3-3	2-1	

+ - Overtime



JUJU SMITH-SCHUSTER

WIDE RECEIVER #9

USC



6TH YEAR IN THE NFL

1ST YEAR WITH THE CHIEFS

HEIGHT: 6'1"
WEIGHT: 215 LBS
DRAFTED: FA-22
BIRTHDAY: 11/22/96

- 👁 Fifth-year wide receiver enters his first season with the Chiefs in 2022.
- 👁 Originally entered the NFL as the second-round pick (62nd overall) by the Pittsburgh Steelers in the 2017 NFL Draft.

Career Highlights:

- 👁 Fourth-youngest player in NFL history to reach 3,000 career receiving yards and 20 career receiving TDs ...23 years, 310 days, when he reached the mark, Smith-Schuster passed Odell Beckham Jr. (23 years, 325 days).
- 👁 Only NFL player since the 1970 AFL-NFL merger to register at least 250 receptions, 3,300 receiving yards and 21 receiving TDs before his 24th birthday.
- 👁 At 24 years and 37 days old (at the time of the game), Smith-Schuster surpassed Larry Fitzgerald (24 years, 86 days) as the second-youngest player to reach 300 career receptions in NFL history.
- 👁 First wide receiver in NFL history to post 12 100-yard receiving games prior to their 23rd birthday – besting the previous record of 11 (Randy Moss, Minnesota Vikings).
- 👁 First wide receiver in NFL history to record 200 career receptions before his 23rd birthday.
- 👁 Third player in NFL history to register 250 career receptions before his 24th birthday.
- 👁 His 265 receptions were the second most by a player before his 24th birthday since the 1970 AFL-NFL merger.
- 👁 Youngest player in NFL history to reach 2,500 career receiving yards.
- 👁 Set single-season highs with 1,426 receiving yards (fifth-most by a Steeler in a single season), the first 1,000 receiving yard season of his NFL career, 1,439 scrimmage yards and 111 catches (fourth-most by a Steeler in a single season) in 2018.
- 👁 Eclipsed 1,500 receiving yards in his 21st game, setting a Steelers franchise record for the fewest games to the milestone (Louis Lipps, 23).
- 👁 Third Steeler in franchise history to record at least 100 catches in a season, (Antonio Brown: six seasons, Hines Ward: one season).
- 👁 Set a Steeler franchise record for the fewest games played

- to reach 100 catches (20), reaching the mark on Oct. 14, 2018.
- 👁 Set a Steeler franchise record for the fewest games played to reach 150 catches (28), reaching the mark on Dec. 16, 2018.
- 👁 Totaled at least 100 receiving yards in eight games in 2018, which tied as the second-most by a Steeler in a single season with Antonio Brown (2014 and 2017). (Record: Antonio Brown, 2015: 9)
- 👁 Totaled 1,972 receiving yards in the first 25 games of his career, the fourth-most by an NFL player since the 1970 AFL-NFL merger.
- 👁 Recorded the fifth-most receptions (169), 10th-most receiving yards (2,343) and tied with Randy Moss for the fourth-most 100-receiving yard games (11) in a player's first two seasons in NFL history.
- 👁 Amassed five TD catches before turning 21, the most in NFL history by a player before his 21st birthday (turned 21 on Nov. 22, 2018).
- 👁 First Steelers rookie - and just the fourth NFL rookie - to earn Offensive and Special Teams Player of the Week honors, joining Eddie Kennison (1996), Reggie Bush (2006) and Tyreek Hill (2016).
- 👁 Recorded the most receiving yards by a rookie in franchise history (917).
- 👁 At 20 years old in 2017, he became the youngest player to score a touchdown in the NFL since 1964 (Chicago's Andy Livingston) and the youngest NFL player to catch a touchdown pass since 1930 (Green Bay's Arnie Herber).

Honors:

- 👁 2018 Pro Bowl selection.
- 👁 2017 Weeks 8 and 17 AFC Offensive Player of the Week.
- 👁 2017 PFWA All-Rookie Team.

Transactions:

Signed with Kansas City (3/21/22) ... Signed with the Steelers (3/19/21) ... Signed with the Steelers (5/17/17) ... Originally entered the NFL as the second-round pick (62nd overall) by the Pittsburgh Steelers in the 2017 NFL Draft.

COLLEGE

Three-year letterman who saw action in 40 games with 39 starts at USC (2014-16) ... Totaled 213 receptions for 3,092 yards with 25 TD receptions ... His 213 receptions were the fourth-most in school history at the time ... 12 100-yard receiving games ... Named first-team All-Pac 12 in 2015 and earned second-team All-Pac-12 honors in 2014 and 2016 ... 10 TD receptions in back-to-back seasons (2015-16) ... As a sophomore in 2015, earned second-team All-America honors by the AP, SI.com and Sporting News, as he led the Pac-12 in receiving yards (1,454), which were the third-most in single-season school history.



PERSONAL

- 👁️ Attended Long Beach Polytechnic HS (Long Beach, Calif.).
- 👁️ Played wide receiver and safety.
- 👁️ As a senior, named to the Prep Star All-American Dream Team, and named Cal-Hi Sports All-State first-team, All-CIF Pac-5 Division, Los Angeles Times All-Area, Orange County Register Fab 15 first-team, Long Beach Press-Telegram Dream Team and All-Moore League Player of the Year.
- 👁️ As a junior, named Cal-Hi Sports California Junior of the Year, and named Cal Hi Sports All-State first-team, Cal-Hi Sports All-State Junior first-team, Max Preps All-State Division I first-team, All-CIF Pac-5 Division Co-Offensive Player of the Year, Los Angeles Times All-Area and Long Beach Press Telegram All-Area Player of the Year.
- 👁️ Full name: John "Juju" Smith-Schuster.

JUJU SMITH-SCHUSTER'S NFL REGULAR SEASON RUSHING/RECEIVING STATISTICS

DATE	TEAM	GP	GS	RECEIVING					RUSHING				
				NO.	YDS.	AVG.	LG	TD	NO.	YDS.	AVG.	LG	TD
2017	Steelers	14	7	58	917	15.8	97t	7	0	0	0.0	0	0
2018	Steelers	16	13	111	1,426	12.8	97t	7	1	13	13.0	13	0
2019	Steelers	12	12	42	552	13.1	76t	3	0	0	0.0	0	0
2020	Steelers	16	14	97	831	8.6	31t	9	0	0	0.0	0	0
2021	Steelers	5	5	15	129	8.6	24	0	3	9	3.0	3t	1
NFL TOTALS		63	51	323	3,855	11.9	97T	26	4	22	5.5	13	1

JUJU SMITH-SCHUSTER'S NFL POSTSEASON RUSHING/RECEIVING STATISTICS

DATE	TEAM	GP	GS	RECEIVING					RUSHING				
				NO.	YDS.	AVG.	LG	TD	NO.	YDS.	AVG.	LG	TD
2017	Steelers	1	1	3	5	1.7	4t	1	0	0	0.0	0	0
2020	Steelers	1	1	13	157	12.1	33	1	0	0	0.0	0	0
2021	Steelers	1	1	5	26	5.2	7	0	0	0	0.0	0	0
NFL TOTALS		3	3	21	188	9.0	33	2	0	0	0.0	0	0

JUJU SMITH-SCHUSTER'S NFL REGULAR SEASON RETURN STATISTICS

DATE	TEAM	KICKOFF RETURNS					PUNT RETURNS					
		RET.	YDS.	AVG.	LG	TD	NO.	FC	YDS.	AVG.	LG	TD
2017	Steelers	9	240	26.7	96t	1	0	0	0	0.0	0	0
2018	Steelers	0	0	0.0	0	0	0	0	0	0.0	0	0
2019	Steelers	0	0	0.0	0	0	0	0	0	0.0	0	0
2020	Steelers	0	0	0.0	0	0	0	0	0	0.0	0	0
2021	Steelers	0	0	0.0	0	0	0	0	0	0.0	0	0
NFL TOTALS		9	240	26.7	96T	1	0	0	0	0.0	0	0

JUJU SMITH-SCHUSTER'S NFL POSTSEASON RETURN STATISTICS

DATE	TEAM	KICKOFF RETURNS					PUNT RETURNS					
		RET.	YDS.	AVG.	LG	TD	NO.	FC	YDS.	AVG.	LG	TD
2017	Steelers	1	23	23.0	23	0	0	0	0	0.0	0	0
2020	Steelers	0	0	0.0	0	0	0	0	0	0.0	0	0
2021	Steelers	0	0	0.0	0	0	0	0	0	0.0	0	0
NFL TOTALS		1	23	23.0	23	0	0	0	0	0.0	0	0



SINGLE-GAME HIGHS: RUSHING/RECEIVING

Rush Attempts	2 vs. Denver, Oct 10, 2021 1 vs. Las Vegas, Sep 19, 2021	Receiving TDs	2 at N.Y. Giants, Sep 14, 2020 2 at Oakland, Dec 09, 2018
Rushing Yards	1 vs. Carolina, Nov 08, 2018 13 vs. Carolina, Nov 08, 2018 6 vs. Denver, Oct 10, 2021	All-Purpose Yards	1 at Cleveland, Jan 03, 2021 1 vs. Indianapolis, Dec 27, 2020 ...20 more at 1.
Longest Runs	3 vs. Las Vegas, Sep 19, 2021 13 vs. Carolina, Nov 08, 2018 3 vs. Denver, Oct 10, 2021 3 vs. Denver, Oct 10, 2021 3t vs. Las Vegas, Sep 19, 2021	Kickoff Returns	265 vs. Cleveland, Dec 31, 2017 193 at Detroit, Oct 29, 2017 189 at Denver, Nov 25, 2018 163 vs. New England, Dec 17, 2017 130 at Oakland, Dec 09, 2018 2 vs. Cleveland, Dec 31, 2017 2 vs. New England, Dec 17, 2017 1 at Indianapolis, Nov 12, 2017 1 at Kansas City, Oct 15, 2017 ...3 more at 1.
Rushing TDs Receptions	1 vs. Las Vegas, Sep 19, 2021 13 at Denver, Nov 25, 2018 13 vs. Kansas City, Sep 16, 2018 11 at New Orleans, Dec 23, 2018 9 vs. Indianapolis, Dec 27, 2020 9 vs. Cincinnati, Nov 15, 2020 ...3 more at 9.	Kickoff Return Yards	122 vs. Cleveland, Dec 31, 2017 49 vs. New England, Dec 17, 2017 25 at Indianapolis, Nov 12, 2017 20 vs. Minnesota, Sep 17, 2017 11 at Kansas City, Oct 15, 2017
Receiving Yards	193 at Detroit, Oct 29, 2017 189 at Denver, Nov 25, 2018 143 vs. Cleveland, Dec 31, 2017 130 at Oakland, Dec 09, 2018 121 vs. Kansas City, Sep 16, 2018	Longest Kickoff Return	96t vs. Cleveland, Dec 31, 2017 27 vs. New England, Dec 17, 2017 26 vs. Cleveland, Dec 31, 2017 25 at Indianapolis, Nov 12, 2017 22 vs. New England, Dec 17, 2017
Receiving Average	30.0 vs. Carolina, Nov 08, 2018 27.6 at Detroit, Oct 29, 2017 27.0 at San Francisco, Sep 22, 2019 23.8 at Cleveland, Sep 09, 2018 20.6 vs. Miami, Oct 28, 2019	Kickoff Return TDs Most TDs	1 vs. Cleveland, Dec 31, 2017 2 at N.Y. Giants, Sep 14, 2020 2 at Oakland, Dec 09, 2018 2 vs. Cleveland, Dec 31, 2017 1 vs. Las Vegas, Sep 19, 2021 ...21 more at 1.
Longest Receptions	97t at Denver, Nov 25, 2018 97t at Detroit, Oct 29, 2017 76t at San Francisco, Sep 22, 2019 75t vs. Carolina, Nov 08, 2018 69 vs. New England, Dec 17, 2017	Miscellaneous Tackles	2 vs. Jacksonville, Oct 08, 2017 1 at N.Y. Jets, Dec 22, 2019 1 vs. L.A. Rams, Nov 10, 2019 1 vs. Miami, Oct 28, 2019 ...7 more at 1.

SINGLE-GAME HIGHS - POSTSEASON: RUSHING/RECEIVING

Receptions	13 vs. Cleveland, Jan 10, 2021 5 at Kansas City, Jan 16, 2022 3 vs. Jacksonville, Jan 14, 2018	All-Purpose Yards	157 vs. Cleveland, Jan 10, 2021 28 vs. Jacksonville, Jan 14, 2018 26 at Kansas City, Jan 16, 2022
Receiving Yards	157 vs. Cleveland, Jan 10, 2021 26 at Kansas City, Jan 16, 2022 5 vs. Jacksonville, Jan 14, 2018	Kickoff Returns Kickoff Return Yards	1 vs. Jacksonville, Jan 14, 2018 23 vs. Jacksonville, Jan 14, 2018 23 vs. Jacksonville, Jan 14, 2018
Receiving Average	12.1 vs. Cleveland, Jan 10, 2021 5.2 at Kansas City, Jan 16, 2022 1.7 vs. Jacksonville, Jan 14, 2018	Longest Kickoff Return Most TDs	1 vs. Cleveland, Jan 10, 2021 1 vs. Jacksonville, Jan 14, 2018
Longest Receptions	33 vs. Cleveland, Jan 10, 2021 27 vs. Cleveland, Jan 10, 2021 25 vs. Cleveland, Jan 10, 2021 18 vs. Cleveland, Jan 10, 2021 15 vs. Cleveland, Jan 10, 2021		
Receiving TDs	1 vs. Cleveland, Jan 10, 2021 1 vs. Jacksonville, Jan 14, 2018		

100-YARD RECEIVING GAMES (12): REGULAR SEASON

DATE	TEAM	NO.	YDS.	AVG.	LG	TD
10/29/17	at Lions	7	193	27.6	97t	1
12/17/17	PATRIOTS	6	114	19.0	69	0
12/31/17	BROWNS	9	143	15.9	46	1
09/09/18	at Browns	5	119	23.8	67	0
09/16/18	CHIEFS	13	121	9.3	21	1
09/24/18	at Buccaneers	9	116	12.9	43	0
10/14/18	at Bengals	7	111	15.9	29	0
11/18/18	at Jaguars	8	104	13.0	35	0
11/25/18	at Broncos	13	189	14.5	97t	1
12/09/18	at Raiders	8	130	16.3	43	2
12/23/18	at Saints	11	115	10.5	23	0
10/28/19	DOLPHINS	5	103	20.6	34	1

100-YARD RECEIVING GAMES (1): POSTSEASON

DATE	TEAM	NO.	YDS.	AVG.	LG	TD
01/10/21	BROWNS	13	157	12.1	33	1

2017 GAME-BY-GAME REGULAR-SEASON STATISTICS (STEELERS)

DATE	OPPONENT	P/S	RECEIVING					RUSHING					W/L	SCORE
			NO.	YDS.	AVG.	LG	TD	NO.	YDS.	AVG.	LG	TD		
09/10	at Browns	S	0	0	0.0	0	0	0	0	0.0	0	0	W	21-18
09/17	Vikings	P	3	16	5.3	9	1	0	0	0.0	0	0	W	26-9
09/24	at Bears	P	2	39	19.5	25	0	0	0	0.0	0	0	L	17-23+
10/01	at Ravens	P	3	47	15.7	19	1	0	0	0.0	0	0	W	26-9
10/08	Jaguars	P	4	58	14.5	21	0	0	0	0.0	0	0	L	9-30
10/15	at Chiefs	P	3	32	10.7	15	0	0	0	0.0	0	0	W	19-13
10/22	Bengals	P	2	39	19.5	31t	1	0	0	0.0	0	0	W	29-14
10/29	at Lions	S	7	193	27.6	97t	1	0	0	0.0	0	0	W	20-15
11/12	at Colts	S	5	97	19.4	44	1	0	0	0.0	0	0	W	20-17
11/16	Titans	S	4	47	11.8	18	0	0	0	0.0	0	0	W	40-17
11/26	Packers												W	31-28
12/04	at Bengals	P	4	17	4.3	7	0	0	0	0.0	0	0	W	23-20
12/10	Ravens												W	39-38
12/17	Patriots	S	6	114	19.0	69	0	0	0	0.0	0	0	L	24-27
12/25	at Texans	S	6	75	12.5	49	1	0	0	0.0	0	0	W	34-6
12/31	Browns	S	9	143	15.9	46	1	0	0	0.0	0	0	W	28-24
2017 TOTALS		14-7	58	917	15.8	97T	7	0	0	0.0	0	0	13-3	

+ - Overtime

2018 GAME-BY-GAME REGULAR-SEASON STATISTICS (STEELERS)

DATE	OPPONENT	P/S	RECEIVING					RUSHING					W/L/T	SCORE
			NO.	YDS.	AVG.	LG	TD	NO.	YDS.	AVG.	LG	TD		
09/09	at Browns	P	5	119	23.8	67	0	0	0	0.0	0	0	T	21-21
09/16	Chiefs	S	13	121	9.3	21	1	0	0	0.0	0	0	L	37-42
09/24	at Buccaneers	S	9	116	12.9	43	0	0	0	0.0	0	0	W	30-27
09/30	Ravens	S	4	60	15.0	38	0	0	0	0.0	0	0	L	14-26
10/07	Falcons	S	4	34	8.5	18t	1	0	0	0.0	0	0	W	41-17
10/14	at Bengals	S	7	111	15.9	29	0	0	0	0.0	0	0	W	28-21
10/28	Browns	P	4	33	8.3	19	0	0	0	0.0	0	0	W	33-18
11/04	at Ravens	S	7	78	11.1	22	0	0	0	0.0	0	0	W	23-16
11/08	Panthers	S	3	90	30.0	75t	1	1	13	13.0	13	0	W	52-21
11/18	at Jaguars	S	8	104	13.0	35	0	0	0	0.0	0	0	W	20-16
11/25	at Broncos	S	13	189	14.5	97t	1	0	0	0.0	0	0	L	17-24
12/02	Chargers	S	6	49	8.2	16	0	0	0	0.0	0	0	L	30-33
12/09	at Raiders	P	8	130	16.3	43	2	0	0	0.0	0	0	L	21-24
12/16	Patriots	S	4	40	10.0	22	0	0	0	0.0	0	0	W	17-10
12/23	at Saints	S	11	115	10.5	23	0	0	0	0.0	0	0	L	28-31
12/30	Bengals	S	5	37	7.4	12	1	0	0	0.0	0	0	W	16-13
2018 TOTALS		16-13	111	1,426	12.8	97T	7	1	13	13.0	13	0	9-6-1	



2019 GAME-BY-GAME REGULAR-SEASON STATISTICS (STEELERS)

DATE	OPPONENT	P/S	RECEIVING					RUSHING					W/L	SCORE
			NO.	YDS.	AVG.	LG	TD	NO.	YDS.	AVG.	LG	TD		
09/08	at Patriots	S	6	78	13.0	26	0	0	0	0.0	0	0	L	3-33
09/15	Seahawks	S	5	84	16.8	45	0	0	0	0.0	0	0	L	26-28
09/22	at 49ers	S	3	81	27.0	76t	1	0	0	0.0	0	0	L	20-24
09/30	Bengals	S	3	15	5.0	9	0	0	0	0.0	0	0	W	27-3
10/06	Ravens	S	7	75	10.7	35t	1	0	0	0.0	0	0	L	23-26+
10/13	at Chargers	S	1	7	7.0	7	0	0	0	0.0	0	0	W	24-17
10/28	Dolphins	S	5	103	20.6	34	1	0	0	0.0	0	0	W	27-14
11/03	Colts	S	3	16	5.3	12	0	0	0	0.0	0	0	W	26-24
11/10	Rams	S	3	44	14.7	20	0	0	0	0.0	0	0	W	17-12
11/14	at Browns	S	2	21	10.5	16	0	0	0	0.0	0	0	L	7-21
11/24	at Bengals												W	16-10
12/01	Browns												W	20-13
12/08	at Cardinals												W	23-17
12/15	Bills												L	10-17
12/22	at Jets	S	2	22	11.0	14	0	0	0	0.0	0	0	L	10-16
12/29	at Ravens	S	2	6	3.0	11	0	0	0	0.0	0	0	L	10-28
2019 TOTALS		12-12	42	552	13.1	76T	3	0	0	0.0	0	0	8-8	

+ - Overtime

2020 GAME-BY-GAME REGULAR-SEASON STATISTICS (STEELERS)

DATE	OPPONENT	P/S	RECEIVING					RUSHING					W/L	SCORE
			NO.	YDS.	AVG.	LG	TD	NO.	YDS.	AVG.	LG	TD		
09/14	at Giants	S	6	69	11.5	17	2	0	0	0.0	0	0	W	26-16
09/20	Broncos	S	7	48	6.9	18	0	0	0	0.0	0	0	W	26-21
09/27	Texans	S	4	43	10.8	26t	1	0	0	0.0	0	0	W	28-21
10/11	Eagles	S	4	28	7.0	14	0	0	0	0.0	0	0	W	38-29
10/18	Browns	S	2	6	3.0	5	0	0	0	0.0	0	0	W	38-7
10/25	at Titans	S	9	85	9.4	28	0	0	0	0.0	0	0	W	27-24
11/01	at Ravens	S	7	67	9.6	24	0	0	0	0.0	0	0	W	28-24
11/08	at Cowboys	S	6	93	15.5	31t	1	0	0	0.0	0	0	W	24-19
11/15	Bengals	S	9	77	8.6	24	1	0	0	0.0	0	0	W	36-10
11/22	at Jaguars	S	4	19	4.8	9	0	0	0	0.0	0	0	W	27-3
12/02	Ravens	S	8	37	4.6	11	1	0	0	0.0	0	0	W	19-14
12/07	Football Team	P	7	28	4.0	9	0	0	0	0.0	0	0	L	17-23
12/13	at Bills	S	6	55	9.2	20	1	0	0	0.0	0	0	L	15-26
12/21	at Bengals	S	3	15	5.0	21	0	0	0	0.0	0	0	L	17-27
12/27	Colts	S	9	96	10.7	25t	1	0	0	0.0	0	0	W	28-24
01/03	at Browns	P	6	65	10.8	26	1	0	0	0.0	0	0	L	22-24
2020 TOTALS		16-14	97	831	8.6	31T	9	0	0	0.0	0	0	12-4	

2021 GAME-BY-GAME REGULAR-SEASON STATISTICS (STEELERS)

DATE	OPPONENT	P/S	RECEIVING					RUSHING					W/L/T	SCORE
			NO.	YDS.	AVG.	LG	TD	NO.	YDS.	AVG.	LG	TD		
09/12	at Bills	S	4	52	13.0	24	0	0	0	0.0	0	0	W	23-16
09/19	Raiders	S	6	41	6.8	17	0	1	3	3.0	3t	1	L	17-26
09/26	Bengals	S	3	25	8.3	16	0	0	0	0.0	0	0	L	10-24
10/03	at Packers	S	2	11	5.5	9	0	0	0	0.0	0	0	L	17-27
10/10	Broncos	S	0	0	0.0	0	0	2	6	3.0	3	0	W	27-19
10/17	Seahawks												W	23-20+
10/31	at Browns												W	15-10
11/08	Bears												W	29-27
11/14	Lions												T	16-16
11/21	at Chargers												L	37-41
11/28	at Bengals												L	10-41
12/05	Ravens												W	20-19
12/09	at Vikings												L	28-36
12/19	Titans												W	19-13
12/26	at Chiefs												L	10-36
01/03	Browns												W	26-14
01/09	at Ravens												W	16-13+
2021 TOTALS		5-5	15	129	8.6	24	0	3	9	3.0	3T	1	9-7-1	

+ - Overtime

2017 GAME-BY-GAME POSTSEASON STATISTICS (STEELERS)

DATE	OPPONENT	P/S	RECEIVING					RUSHING					W/L	SCORE
			NO.	YDS.	AVG.	LG	TD	NO.	YDS.	AVG.	LG	TD		
01/14	Jaguars	S	3	5	1.7	4t	1	0	0	0.0	0	0	L	42-45
2017 TOTALS		1-1	3	5	1.7	4T	1	0	0	0.0	0	0	0-1	



2020 GAME-BY-GAME POSTSEASON STATISTICS (STEELERS)

DATE	OPPONENT	P/S	RECEIVING					RUSHING					W/L	SCORE
			NO.	YDS.	AVG.	LG	TD	NO.	YDS.	AVG.	LG	TD		
01/10	Browns	S	13	157	12.1	33	1	0	0	0.0	0	0	L	37-48
2020 TOTALS		1-1	13	157	12.1	33	1	0	0	0.0	0	0	0-1	

2021 GAME-BY-GAME POSTSEASON STATISTICS (STEELERS)

DATE	OPPONENT	P/S	RECEIVING					RUSHING					W/L	SCORE
			NO.	YDS.	AVG.	LG	TD	NO.	YDS.	AVG.	LG	TD		
01/16	at Chiefs	S	5	26	5.2	7	0	0	0	0.0	0	0	L	21-42
2021 TOTALS		1-1	5	26	5.2	7	0	0	0	0.0	0	0	0-1	






L'JARIUS SNEED

CORNERBACK #38

LA TECH



3RD YEAR IN THE NFL

3RD YEAR WITH THE CHIEFS

HEIGHT: 6'1"
WEIGHT: 192 LBS
DRAFTED: D4-20
BIRTHDAY: 1/21/97

- Third-year cornerback enters his third season with the Chiefs in 2022.
- Originally entered the NFL as a fourth-round pick (138th overall) by the Chiefs in the 2020 NFL Draft.

Career Highlights:

- With three interceptions in 2020, he tied 13 other Chiefs players who recorded three interceptions during their rookie season, tying for the 10th-most INTs by a rookie in franchise history. The most recent Chiefs rookie to do so was teammate S Juan Thornhill who recorded three interceptions during his rookie season in 2019. Sneed's three interceptions are tied for the most among NFL rookies this season with three other players.

- In Week 2 of 2020 vs. the Chargers recorded an interception for the second-consecutive week picking off Chargers QB Justin Herbert at Kansas City's five-yard line. He became the first rookie CB to record an interception in the first two games of the season since CB Marcus Peters did so in the first two weeks of the 2015 season.

Honors:

- 2020 PFWA All-Rookie Team.

Transactions:

Originally entered the NFL as a fourth-round pick (138th overall) by the Kansas City Chiefs in the 2020 NFL Draft.

COLLEGE

Appeared in 51 games at LA Tech tallying 179 tackles (128 solo), 6.0 tackles for loss, 2.5 sacks, eight interceptions and 28 passes defended in four seasons (2016-19) ... Moved to safety for his senior season and started all 13 games where he totaled a team-high 73 tackles (43 solo) to go with 3.5 tackles for loss and three interceptions including one pick-six ... Earned All-Conference-USA second-team honors ... As a junior, saw action in all 13 games, including making 12 starts on the season recording 59 total tackles (44 solo, 15 assists), eight pass break-ups and three interceptions returned for 43 yards.

PERSONAL

- Graduated from Minden High School in 2016.
- Was a two-way player that helped lead the team to a 9-3 record his senior year, advancing to the second round of the LHSAA 4A state playoffs before falling to Franklinton High School, 35-34.
- Received first-team all-district honors his junior and senior years with all-area honors his senior season.
- As a safety his junior year, registered seven interceptions returned for 252 yards and four touchdowns.
- Hometown: Minden, La.

L'JARIUS SNEED'S NFL REGULAR SEASON DEFENSIVE STATISTICS

DATE	TEAM	GP	GS	TACKLES							INTERCEPTIONS					O. FUMB			ST				MISC					
				TK	S	A	TFL	YDS	SK	YDS	QBH	NO	YDS	LG	TD	PD	FF	FR	TD	YDS	TK	S	A	FF	FR	S	A	
2020	Chiefs	9	6	41	31	10	2	19	2.0	19.0	3	3	42	39	0	7	0	0	0	0	0	0	0	0	0	0	0	0
2021	Chiefs	15	15	76	57	19	7	11	1.0	21.0	2	2	2	2	0	8	1	1	0	0	0	0	0	0	0	0	0	0
NFL TOTALS		24	21	117	88	29	9	30	3.0	40.0	5	5	44	39	0	15	1	1	0	0	0	0	0	0	0	0	0	0

L'JARIUS SNEED'S NFL POSTSEASON DEFENSIVE STATISTICS

DATE	TEAM	GP	GS	TACKLES							INTERCEPTIONS					O. FUMB			ST				MISC					
				TK	S	A	TFL	YDS	SK	YDS	QBH	NO	YDS	LG	TD	PD	FF	FR	TD	YDS	TK	S	A	FF	FR	S	A	
2020	Chiefs	3	3	14	9	5	3	26	2.0	23.0	2	0	0	0	0	0	0	0	0	0	0	0	0	0	0	0	0	0
2021	Chiefs	3	3	27	20	7	1	0	0.0	0.0	0	1	0	0	0	2	0	0	0	0	0	0	0	0	0	0	0	0
NFL TOTALS		6	6	41	29	12	4	26	2.0	23.0	2	1	0	0	0	2	0	0	0	0	0	0	0	0	0	0	0	0



SINGLE-GAME HIGHS: DEFENSIVE

Total Tackles	8 at Miami, Dec 13, 2020 7 vs. N.Y. Giants, Nov 01, 2021 7 at Tennessee, Oct 24, 2021 7 vs. Cleveland, Sep 12, 2021 ...2 more at 7.	Fumble Recoveries	1 at Washington, Oct 17, 2021
Solo Tackles	7 vs. Cleveland, Sep 12, 2021 7 at Miami, Dec 13, 2020 6 vs. Atlanta, Dec 27, 2020 6 at L.A. Chargers, Sep 20, 2020 5 vs. Dallas, Nov 21, 2021 ...4 more at 5.	Tackles For Loss	2 vs. L.A. Chargers, Sep 26, 2021 1 vs. Pittsburgh, Dec 26, 2021 1 vs. Dallas, Nov 21, 2021 1 at Las Vegas, Nov 14, 2021 ...4 more at 1.
Sacks	1.0 at Philadelphia, Oct 03, 2021 1.0 vs. Atlanta, Dec 27, 2020 1.0 at New Orleans, Dec 20, 2020	Interceptions	1 vs. Dallas, Nov 21, 2021 1 vs. Green Bay, Nov 07, 2021 1 at New Orleans, Dec 20, 2020 ...2 more at 1.
Passes Defensed	3 vs. Dallas, Nov 21, 2021 3 at New Orleans, Dec 20, 2020 2 vs. Green Bay, Nov 07, 2021 2 vs. Houston, Sep 10, 2020 1 at Cincinnati, Jan 02, 2022 ...4 more at 1.	Interception Return Yards	39 vs. Houston, Sep 10, 2020 3 at New Orleans, Dec 20, 2020 2 vs. Dallas, Nov 21, 2021
Forced Fumbles	1 at Philadelphia, Oct 03, 2021		

SINGLE-GAME HIGHS - POSTSEASON: DEFENSIVE

Total Tackles	10 vs. Cincinnati, Jan 30, 2022 9 vs. Buffalo, Jan 23, 2022 8 vs. Pittsburgh, Jan 16, 2022 6 vs. Cleveland, Jan 17, 2021 5 vs. Buffalo, Jan 24, 2021	Passes Defensed	1 vs. Cincinnati, Jan 30, 2022 1 vs. Buffalo, Jan 23, 2022
Solo Tackles	8 vs. Cincinnati, Jan 30, 2022 6 vs. Buffalo, Jan 23, 2022 6 vs. Pittsburgh, Jan 16, 2022 4 vs. Buffalo, Jan 24, 2021 3 vs. Cleveland, Jan 17, 2021	Tackles For Loss	2 vs. Cleveland, Jan 17, 2021 1 vs. Cincinnati, Jan 30, 2022 1 vs. Buffalo, Jan 24, 2021 1 vs. Cincinnati, Jan 30, 2022
Sacks	1.0 vs. Buffalo, Jan 24, 2021 1.0 vs. Cleveland, Jan 17, 2021	Interceptions	1 vs. Cincinnati, Jan 30, 2022

2020 GAME-BY-GAME REGULAR-SEASON STATISTICS (CHIEFS)

DATE	OPPONENT	P/S	TACKLES									INTERCEPTIONS					O. FUMB				ST				MISC		W/L	SCORE								
			TK	S	A	SK	YDS	TFL	YDS	QBH	NO	YDS	LG	TD	PD	FF	FR	TD	YDS	TK	S	A	FF	FR	S	A										
09/10	Texans	S	3	3	0	0.0	0.0	0	0	0	0	1	39	39	0	2	0	0	0	0	0	0	0	0	0	0	0	0	0	0	0	0	0	W	34-20	
09/20	at Chargers	S	7	6	1	0.0	0.0	0	0	0	0	1	0	0	0	1	0	0	0	0	0	0	0	0	0	0	0	0	0	0	0	0	0	W	23-20+	
09/28	at Ravens	S	1	1	0	0.0	0.0	0	0	0	0	0	0	0	0	0	0	0	0	0	0	0	0	0	0	0	0	0	0	0	0	0	W	34-20		
10/05	Patriots											RESERVE/INJURED																					W	26-10		
10/11	Raiders											RESERVE/INJURED																					L	32-40		
10/19	at Bills											RESERVE/INJURED																					W	26-17		
10/25	at Broncos											RESERVE/INJURED																					W	43-16		
11/01	Jets											RESERVE/INJURED																					W	35-9		
11/08	Panthers											RESERVE/INJURED																						W	33-31	
11/22	at Raiders	S	3	1	2	0.0	0.0	0	0	0	0	0	0	0	0	0	0	0	0	0	0	0	0	0	0	0	0	0	0	0	0	0	0	0	W	35-31
11/29	at Buccaneers	S	3	2	1	0.0	0.0	0	0	0	0	0	0	0	0	0	0	0	0	0	0	0	0	0	0	0	0	0	0	0	0	0	0	0	W	27-24
12/06	Broncos	P	6	4	2	0.0	0.0	0	0	0	0	0	0	0	0	0	0	0	0	0	0	0	0	0	0	0	0	0	0	0	0	0	0	0	W	22-16
12/13	at Dolphins	P	8	7	1	0.0	0.0	0	0	0	0	0	0	0	0	1	0	0	0	0	0	0	0	0	0	0	0	0	0	0	0	0	0	0	W	33-27
12/20	at Saints	S	3	1	2	1.0	9.0	1	9	1	1	3	3	0	3	0	0	0	0	0	0	0	0	0	0	0	0	0	0	0	0	0	0	0	W	32-29
12/27	Falcons	P	7	6	1	1.0	10.0	1	10	2	0	0	0	0	0	0	0	0	0	0	0	0	0	0	0	0	0	0	0	0	0	0	0	0	W	17-14
01/03	Chargers											DID NOT PLAY																					L	21-38		
2020 TOTALS		9-6	41	31	10	2.0	19.0	2	19	3	3	42	39	0	7	0	0	0	0	0	0	0	0	0	0	0	0	0	0	0	0	0	0	14-2		

+ - Overtime



2021 GAME-BY-GAME REGULAR-SEASON STATISTICS (CHIEFS)

DATE	OPPONENT	P/S	TACKLES								INTERCEPTIONS					O. FUMB				ST				MISC		W/L	SCORE	
			TK	S	A	SK	YDS	TFL	YDS	QBH	NO	YDS	LG	TD	PD	FF	FR	TD	YDS	TK	S	A	FF	FR	S			A
09/12	Browns	S	7	7	0	0.0	0.0	0	0	0	0	0	0	0	0	0	0	0	0	0	0	0	0	0	0	0	W	33-29
09/19	at Ravens	S	3	3	0	0.0	0.0	0	0	0	0	0	0	0	0	0	0	0	0	0	0	0	0	0	0	L	35-36	
09/26	Chargers	S	6	5	1	0.0	0.0	2	2	0	0	0	0	0	0	0	0	0	0	0	0	0	0	0	0	L	24-30	
10/03	at Eagles	S	4	3	1	1.0	21.0	0	0	0	0	0	0	0	0	1	0	0	0	0	0	0	0	0	0	W	42-30	
10/10	Bills	S	2	2	0	0.0	0.0	1	2	0	0	0	0	0	1	0	0	0	0	0	0	0	0	0	0	L	20-38	
10/17	at Football Team	S	4	4	0	0.0	0.0	1	0	0	0	0	0	0	0	1	0	0	0	0	0	0	0	0	0	W	31-13	
10/24	at Titans	S	7	5	2	0.0	0.0	0	0	1	0	0	0	0	0	0	0	0	0	0	0	0	0	0	0	L	3-27	
11/01	Giants	S	7	5	2	0.0	0.0	0	0	0	0	0	0	0	0	0	0	0	0	0	0	0	0	0	0	W	20-17	
11/07	Packers	S	6	3	3	0.0	0.0	0	0	0	1	0	0	0	2	0	0	0	0	0	0	0	0	0	0	W	13-7	
11/14	at Raiders	S	6	5	1	0.0	0.0	1	1	1	0	0	0	0	0	0	0	0	0	0	0	0	0	0	0	W	41-14	
11/21	Cowboys	S	6	5	1	0.0	0.0	1	3	0	1	2	2	0	3	0	0	0	0	0	0	0	0	0	0	W	19-9	
12/05	Broncos	S	4	2	2	0.0	0.0	0	0	0	0	0	0	0	0	0	0	0	0	0	0	0	0	0	0	W	22-9	
12/12	Raiders										INACTIVE															W	48-9	
12/16	at Chargers										INACTIVE																W	34-28+
12/26	Steelers	S	6	4	2	0.0	0.0	1	3	0	0	0	0	0	1	0	0	0	0	0	0	0	0	0	0	0	W	36-10
01/02	at Bengals	S	2	1	1	0.0	0.0	0	0	0	0	0	0	0	1	0	0	0	0	0	0	0	0	0	0	L	31-34	
01/08	at Broncos	S	6	3	3	0.0	0.0	0	0	0	0	0	0	0	0	0	0	0	0	0	0	0	0	0	0	W	28-24	
2021 TOTALS		15-15	76	57	19	1.0	21.0	7	11	2	2	2	2	0	8	1	1	0	0	0	0	0	0	0	0	0	12-5	

+ - Overtime

2020 GAME-BY-GAME POSTSEASON STATISTICS (CHIEFS)

DATE	OPPONENT	P/S	TACKLES								INTERCEPTIONS					O. FUMB				ST				MISC		W/L	SCORE	
			TK	S	A	SK	YDS	TFL	YDS	QBH	NO	YDS	LG	TD	PD	FF	FR	TD	YDS	TK	S	A	FF	FR	S			A
01/17	Browns	S	6	3	3	1.0	8.0	2	11	1	0	0	0	0	0	0	0	0	0	0	0	0	0	0	0	0	W	22-17
01/24	Bills	S	5	4	1	1.0	15.0	1	15	1	0	0	0	0	0	0	0	0	0	0	0	0	0	0	0	0	W	38-24
02/07	at Buccaneers	S	3	2	1	0.0	0.0	0	0	0	0	0	0	0	0	0	0	0	0	0	0	0	0	0	0	L	9-31	
2020 TOTALS		3-3	14	9	5	2.0	23.0	3	26	2	0	0	0	0	0	0	0	0	0	0	0	0	0	0	0	0	2-1	

2021 GAME-BY-GAME POSTSEASON STATISTICS (CHIEFS)

DATE	OPPONENT	P/S	TACKLES								INTERCEPTIONS					O. FUMB				ST				MISC		W/L	SCORE	
			TK	S	A	SK	YDS	TFL	YDS	QBH	NO	YDS	LG	TD	PD	FF	FR	TD	YDS	TK	S	A	FF	FR	S			A
01/16	Steelers	S	8	6	2	0.0	0.0	0	0	0	0	0	0	0	0	0	0	0	0	0	0	0	0	0	0	0	W	42-21
01/23	Bills	S	9	6	3	0.0	0.0	0	0	0	0	0	0	0	1	0	0	0	0	0	0	0	0	0	0	0	W	42-36+
01/30	Bengals	S	10	8	2	0.0	0.0	1	0	0	1	0	0	0	1	0	0	0	0	0	0	0	0	0	0	0	L	24-27+
2021 TOTALS		3-3	27	20	7	0.0	0.0	1	0	0	1	0	0	0	2	0	0	0	0	0	0	0	0	0	0	0	2-1	

+ - Overtime





TAYLOR STALLWORTH

DEFENSIVE TACKLE #90
SOUTH CAROLINA



4TH YEAR IN THE NFL

1ST YEAR WITH THE CHIEFS

HEIGHT: 6'2"
WEIGHT: 300 LBS
DRAFTED: FA-22
BIRTHDAY: 8/18/95

- Fourth-year defensive tackle enters his first season in Kansas City in 2022.
- Originally entered the NFL as an undrafted free agent with the Saints in 2018.

Transactions:

Signed with Kansas City (4/5/22) ... Re-signed with the Colts (1/11/21) ... Signed with the Colts (8/10/20) ... Released by the Saints (8/3/20) ... Activated to the Colts' active roster from the practice squad (12/16/19) ... Signed to the Saints' practice squad (9/20/19) ... Released by the Saints (9/17/19) ... Originally entered the NFL as an undrafted free agent with the New Orleans Saints in 2018.

COLLEGE

Four-year letterwinner played defensive tackle at South Carolina (2014-17) ... Earned the Unselfish Teammate Award - Special Teams in 2017, the Leadership Award - Special Teams in 2016, and the Unselfish Teammate Award - Defense in 2017 ... In four years at South Carolina, he played in 43 games, logging 87 tackles (42 solo), including 6.5 tackles for loss (-20.0 yards), 1.0 sacks (-9.0 yards) and six passes defended.

PERSONAL

- Played defensive lineman at Mobile, Alabama's Murphy High School.
- Credited with 53 tackles, including 12 tackles for loss, seven hurries and four sacks as a senior.
- Played in the Mississippi-Alabama All-Star Classic following his senior season and tallied eight tackles and a sack in that contest.
- PrepStar All-Southeast Region pick.
- Majored in hospitality management.

TAYLOR STALLWORTH'S NFL REGULAR SEASON DEFENSIVE STATISTICS

DATE	TEAM	GP	GS	TACKLES							QBH	INTERCEPTIONS					O. FUMB				ST			MISC				
				TK	S	A	TFL	YDS	SK	YDS		NO	YDS	LG	TD	PD	FF	FR	TD	YDS	TK	S	A	FF	FR	S	A	
2018	Saints	14	0	8	6	2	1	2	1.0	0.0	1	0	0	0	0	0	0	1	0	0	0	0	0	0	0	0	0	0
2019	Saints	4	0	8	5	3	0	0	0.0	0.0	0	0	0	0	0	0	0	0	0	0	0	0	0	0	0	0	0	
2020	Colts	16	1	12	5	7	1	2	0.5	2.5	1	0	0	0	0	0	1	0	0	0	0	0	0	0	0	0	0	
2021	Colts	16	1	16	11	5	4	19	3.0	18.0	12	0	0	0	0	1	0	0	0	0	0	0	0	0	0	0	0	
NFL TOTALS		50	2	44	27	17	6	23	4.5	20.5	14	0	0	0	0	1	0	2	0	0	0	0	0	0	0	0	0	

TAYLOR STALLWORTH'S NFL POSTSEASON DEFENSIVE STATISTICS

DATE	TEAM	GP	GS	TACKLES							QBH	INTERCEPTIONS					O. FUMB				ST			MISC			
				TK	S	A	TFL	YDS	SK	YDS		NO	YDS	LG	TD	PD	FF	FR	TD	YDS	TK	S	A	FF	FR	S	A
2018	Saints	2	0	5	2	3	0	0	0.0	0.0	1	0	0	0	0	0	0	0	0	0	0	0	0	0	0	0	0
2019	Saints	1	0	1	1	0	0	0	0.0	0.0	0	0	0	0	0	0	0	0	0	0	0	0	0	0	0	0	
2020	Colts	1	0	1	0	1	0	0	0.0	0.0	0	0	0	0	0	0	0	0	0	0	0	0	0	0	0	0	
NFL TOTALS		4	0	7	3	4	0	0	0.0	0.0	1	0	0	0	0	0	0	0	0	0	0	0	0	0	0	0	



SINGLE-GAME HIGHS: DEFENSIVE

Total Tackles 4 vs. Jacksonville, Nov 14, 2021
 4 vs. Tennessee, Nov 29, 2020
 4 vs. Carolina, Dec 30, 2018
 3 at Tennessee, Dec 22, 2019
 2 at Jacksonville, Jan 09, 2022
 ...7 more at 2.

Solo Tackles 4 vs. Jacksonville, Nov 14, 2021
 3 vs. Carolina, Dec 30, 2018
 2 at Jacksonville, Jan 09, 2022
 2 vs. N.Y. Jets, Nov 04, 2021
 2 vs. Tennessee, Nov 29, 2020
 ...3 more at 2.

Sacks 2.0 vs. N.Y. Jets, Nov 04, 2021
 1.0 vs. Jacksonville, Nov 14, 2021
 1.0 at Dallas, Nov 29, 2018
 0.5 vs. Cincinnati, Oct 18, 2020

Passes Defended 1 vs. N.Y. Jets, Nov 04, 2021
Fumble Recoveries 1 at Las Vegas, Dec 13, 2020
 1 at N.Y. Giants, Sep 30, 2018
Tackles For Loss 2 vs. N.Y. Jets, Nov 04, 2021
 1 vs. Tampa Bay, Nov 28, 2021
 1 vs. Jacksonville, Nov 14, 2021
 1 vs. Baltimore, Nov 08, 2020
 ...1 more at 1.

SINGLE-GAME HIGHS - POSTSEASON: DEFENSIVE

Total Tackles 3 vs. Philadelphia, Jan 13, 2019
 2 vs. L.A. Rams, Jan 20, 2019
 1 at Buffalo, Jan 09, 2021
 1 vs. Minnesota, Jan 05, 2020

Solo Tackles 2 vs. Philadelphia, Jan 13, 2019
 1 vs. Minnesota, Jan 05, 2020

2018 GAME-BY-GAME REGULAR-SEASON STATISTICS (SAINTS)

DATE	OPPONENT	P/S	TACKLES							INTERCEPTIONS					O. FUMB				ST				MISC		W/L	SCORE		
			TK	S	A	SK	YDS	TFL	YDS	QBH	NO	YDS	LG	TD	PD	FF	FR	TD	YDS	TK	S	A	FF	FR			S	A
09/09	Buccaneers																										L	40-48
09/16	Browns	P	0	0	0	0.0	0.0	0	0	0	0	0	0	0	0	0	0	0	0	0	0	0	0	0	0	0	W	21-18
09/23	at Falcons	P	0	0	0	0.0	0.0	0	0	0	0	0	0	0	0	0	0	0	0	0	0	0	0	0	0	W	43-37+	
09/30	at Giants	P	2	1	1	0.0	0.0	0	0	0	0	0	0	0	0	1	0	0	0	0	0	0	0	0	0	W	33-18	
10/08	Redskins	P	1	1	0	0.0	0.0	1	2	0	0	0	0	0	0	0	0	0	0	0	0	0	0	0	0	W	43-19	
10/21	at Ravens																									W	24-23	
10/28	at Vikings	P	0	0	0	0.0	0.0	0	0	0	0	0	0	0	0	0	0	0	0	0	0	0	0	0	0	W	30-20	
11/04	Rams	P	0	0	0	0.0	0.0	0	0	0	0	0	0	0	0	0	0	0	0	0	0	0	0	0	0	W	45-35	
11/11	at Bengals	P	0	0	0	0.0	0.0	0	0	0	0	0	0	0	0	0	0	0	0	0	0	0	0	0	0	W	51-14	
11/18	Eagles	P	0	0	0	0.0	0.0	0	0	0	0	0	0	0	0	0	0	0	0	0	0	0	0	0	0	W	48-7	
11/22	Falcons	P	0	0	0	0.0	0.0	0	0	0	0	0	0	0	0	0	0	0	0	0	0	0	0	0	0	W	31-17	
11/29	at Cowboys	P	1	1	0	1.0	0.0	0	0	1	0	0	0	0	0	0	0	0	0	0	0	0	0	0	0	L	10-13	
12/09	at Buccaneers	P	0	0	0	0.0	0.0	0	0	0	0	0	0	0	0	0	0	0	0	0	0	0	0	0	0	W	28-14	
12/17	at Panthers	P	0	0	0	0.0	0.0	0	0	0	0	0	0	0	0	0	0	0	0	0	0	0	0	0	0	W	12-9	
12/23	Steelers	P	0	0	0	0.0	0.0	0	0	0	0	0	0	0	0	0	0	0	0	0	0	0	0	0	0	W	31-28	
12/30	Panthers	P	4	3	1	0.0	0.0	0	0	0	0	0	0	0	0	0	0	0	0	0	0	0	0	0	0	L	14-33	
2018 TOTALS			14-0	8	6	2	1.0	0.0	1	2	1	0	0	0	0	0	0	0	0	0	0	0	0	0	0	13-3		

+ - Overtime

2019 GAME-BY-GAME REGULAR-SEASON STATISTICS (SAINTS)

DATE	OPPONENT	P/S	TACKLES							INTERCEPTIONS					O. FUMB				ST				MISC		W/L	SCORE	
			TK	S	A	SK	YDS	TFL	YDS	QBH	NO	YDS	LG	TD	PD	FF	FR	TD	YDS	TK	S	A	FF	FR			S
09/09	Texans	P	1	0	1	0.0	0.0	0	0	0	0	0	0	0	0	0	0	0	0	0	0	0	0	0	0	W	30-28
09/15	at Rams																									L	9-27
09/22	at Seahawks																									W	33-27
09/29	Cowboys																									W	12-10
10/06	Buccaneers																									W	31-24
10/13	at Jaguars																									W	13-6
10/20	at Bears																									W	36-25
10/27	Cardinals																									W	31-9
11/10	Falcons																									L	9-26
11/17	at Buccaneers																									W	34-17
11/24	Panthers																									W	34-31
11/28	at Falcons																									W	26-18
12/08	49ers																									L	46-48
12/16	Colts	P	2	1	1	0.0	0.0	0	0	0	0	0	0	0	0	0	0	0	0	0	0	0	0	0	0	W	34-7
12/22	at Titans	P	3	2	1	0.0	0.0	0	0	0	0	0	0	0	0	0	0	0	0	0	0	0	0	0	0	W	38-28
12/29	at Panthers	P	2	2	0	0.0	0.0	0	0	0	0	0	0	0	0	0	0	0	0	0	0	0	0	0	0	W	42-10
2019 TOTALS			4-0	8	5	3	0.0	0.0	0	0	0	0	0	0	0	0	0	0	0	0	0	0	0	0	0	13-3	





DAVID STEINMETZ

TACKLE #64
PURDUE



3RD YEAR IN THE NFL

1ST YEAR WITH THE CHIEFS

HEIGHT: 6'8"
WEIGHT: 321 LBS
DRAFTED: FA-22
BIRTHDAY: 3/1/95

- Third-year tackle enters his first season in Kansas City in 2022.
- Originally entered the NFL as an undrafted free agent with the Dolphins in 2018.

Transactions:

Signed by Kansas City (7/25/22) ... Released by Washington (1/17/22) ... Signed to Washington's practice squad (1/3/22) ... Released by Washington (12/29/21) ... Reverted back to Washington's practice squad (12/22/21) ... Elevated to Washington's active roster from the practice squad as a COVID replacement (12/21/21) ... Reverted back to Washington's practice squad (11/1/21) ... Elevated to Washington's active roster from the practice squad (10/30/21) ... Reverted back to Washington's practice squad (10/18/21) ... Elevated to

Washington's active roster from the practice squad (10/16/21) ... Signed to Washington's practice squad (9/1/21) ... Released by Washington (8/31/21) ... Elevated to Washington's active roster from the practice squad (12/12/20) ... Reverted back to Washington's practice squad (11/27/20) ... Elevated to Washington's active roster from the practice squad (11/25/20) ... Reverted back to Washington's practice squad (11/23/20) ... Elevated to Washington's active roster from the practice squad (11/21/20) ... Signed to Washington's practice squad (9/6/20) ... Released by Washington (9/5/20) ... Signed by Washington (8/22/20) ... Released by the Texans (8/13/20) ... Signed by the Texans (1/7/19) ... Signed to the Texans' practice squad (11/20/18) ... Released by the Dolphins (9/1/18) ... Originally entered the NFL as an undrafted free agent with the Dolphins in 2018 (5/10/18).

COLLEGE

Spent four years at University of Rhode Island (2013-16) before transferring to Purdue (2017) ... Played in 33 games at URI, starting nine ... Played both right and left tackle for the Rams.

PERSONAL

- Played football all four years at Grafton High School and ran track in his first three years.
- Captained the football team in 2012.
- Was a member of the NUC Recruit Watchlist and the NUC Top Recruits.
- Made the All-Star team 2010-2013.
- Helped his team win a league championship.
- Son of Mark and Deb Steinmetz.
- Has one sister, Marita.
- Enjoys hunting, fishing, off-roading, hiking and anything outdoors.
- Majored in Criminology & Criminal Justice at URI

DAVID STEINMETZ'S NFL REGULAR SEASON STATISTICS

DATE	TEAM	GP	GS
2018	Dolphins	0	0
Went from Miami to Houston .			
2018	Texans	0	0
2018	TOTAL	0	0
2019	Texans	0	0
2020	Football Team	1	0
2021	Football Team	2	0
NFL TOTALS		3	0



DAVID STEINMETZ'S NFL POSTSEASON STATISTICS

DATE	TEAM	GP	GS
2018	Texans	0	0
2019	Texans	0	0
2020	Football Team	0	0
NFL TOTALS		0	0

2018 GAME-BY-GAME REGULAR-SEASON STATISTICS (DOLPHINS/TEXANS)

DATE	OPPONENT	P/S		W/L	SCORE
09/09	Titans		NOT ON ROSTER	W	27-20
09/16	at Jets		NOT ON ROSTER	W	20-12
09/23	Raiders		NOT ON ROSTER	W	28-20
09/30	at Patriots		NOT ON ROSTER	L	7-38
10/07	at Bengals		NOT ON ROSTER	L	17-27
10/14	Bears		NOT ON ROSTER	W	31-28+
10/21	Lions		NOT ON ROSTER	L	21-32
10/25	at Texans		NOT ON ROSTER	L	23-42
11/04	Jets		NOT ON ROSTER	W	13-6
11/11	at Packers		NOT ON ROSTER	L	12-31
Went from Dolphins to Texans .					
11/26	Titans		PRACTICE SQUAD	W	34-17
12/02	Browns		PRACTICE SQUAD	W	29-13
12/09	Colts		PRACTICE SQUAD	L	21-24
12/15	at Jets		PRACTICE SQUAD	W	29-22
12/23	at Eagles		PRACTICE SQUAD	L	30-32
12/30	Jaguars		PRACTICE SQUAD	W	20-3
2018 TOTALS		0-0		9-7	

+ - Overtime

2019 GAME-BY-GAME REGULAR-SEASON STATISTICS (TEXANS)

DATE	OPPONENT	P/S		W/L	SCORE
09/09	at Saints		RESERVE/INJURED	L	28-30
09/15	Jaguars		RESERVE/INJURED	W	13-12
09/22	at Chargers		RESERVE/INJURED	W	27-20
09/29	Panthers		RESERVE/INJURED	L	10-16
10/06	Falcons		RESERVE/INJURED	W	53-32
10/13	at Chiefs		RESERVE/INJURED	W	31-24
10/20	at Colts		RESERVE/INJURED	L	23-30
10/27	Raiders		RESERVE/INJURED	W	27-24
11/03	at Jaguars		RESERVE/INJURED	W	26-3
11/17	at Ravens		RESERVE/INJURED	L	7-41
11/21	Colts		RESERVE/INJURED	W	20-17
12/01	Patriots		RESERVE/INJURED	W	28-22
12/08	Broncos		RESERVE/INJURED	L	24-38
12/15	at Titans		RESERVE/INJURED	W	24-21
12/21	at Buccaneers		RESERVE/INJURED	W	23-20
12/29	Titans		RESERVE/INJURED	L	14-35
2019 TOTALS		0-0		10-6	

2020 GAME-BY-GAME REGULAR-SEASON STATISTICS (FOOTBALL TEAM)

DATE	OPPONENT	P/S		W/L	SCORE
09/13	Eagles		PRACTICE SQUAD	W	27-17
09/20	at Cardinals		PRACTICE SQUAD	L	15-30
09/27	at Browns		PRACTICE SQUAD	L	20-34
10/04	Ravens		PRACTICE SQUAD	L	17-31
10/11	Rams		PRACTICE SQUAD	L	10-30
10/18	at Giants		PRACTICE SQUAD	L	19-20
10/25	Cowboys		PRACTICE SQUAD	W	25-3
11/08	Giants		PRACTICE SQUAD	L	20-23
11/15	at Lions		PRACTICE SQUAD	L	27-30
11/22	Bengals		DID NOT PLAY	W	20-9
11/26	at Cowboys	P		W	41-16
12/07	at Steelers		PRACTICE SQUAD	W	23-17
12/13	at 49ers		DID NOT PLAY	W	23-15
12/20	Seahawks		INACTIVE	L	15-20
12/27	Panthers		INACTIVE	L	13-20
01/03	at Eagles		INACTIVE	W	20-14
2020 TOTALS		1-0		7-9	



2021 GAME-BY-GAME REGULAR-SEASON STATISTICS (FOOTBALL TEAM)

DATE	OPPONENT	P/S		W/L	SCORE
09/12	Chargers		PRACTICE SQUAD	L	16-20
09/26	at Bills		PRACTICE SQUAD	L	21-43
10/03	at Falcons		PRACTICE SQUAD	W	34-30
10/10	Saints		PRACTICE SQUAD	L	22-33
10/17	Chiefs		DID NOT PLAY	L	13-31
10/24	at Packers		PRACTICE SQUAD	L	10-24
10/31	at Broncos	P		L	10-17
11/14	Buccaneers		PRACTICE SQUAD	W	29-19
11/21	at Panthers		PRACTICE SQUAD	W	27-21
11/29	Seahawks		PRACTICE SQUAD	W	17-15
12/05	at Raiders		PRACTICE SQUAD	W	17-15
12/12	Cowboys		PRACTICE SQUAD	L	20-27
12/21	at Eagles	P		L	17-27
12/26	at Cowboys		PRACTICE SQUAD	L	14-56
01/02	Eagles		NOT ON ROSTER	L	16-20
01/09	at Giants		PRACTICE SQUAD	W	22-7
2021 TOTALS		2-0		6-10	

2018 GAME-BY-GAME POSTSEASON STATISTICS (TEXANS)

DATE	OPPONENT	P/S		W/L	SCORE
01/05	Colts		PRACTICE SQUAD	L	7-21
2018 TOTALS		0-0		0-1	

2019 GAME-BY-GAME POSTSEASON STATISTICS (TEXANS)

DATE	OPPONENT	P/S		W/L	SCORE
01/04	Bills		RESERVE/INJURED	W	22-19+
01/12	at Chiefs		RESERVE/INJURED	L	31-51
2019 TOTALS		0-0		1-1	

+ - Overtime

2020 GAME-BY-GAME POSTSEASON STATISTICS (FOOTBALL TEAM)

DATE	OPPONENT	P/S		W/L	SCORE
01/09	Buccaneers		INACTIVE	L	23-31
2020 TOTALS		0-0		0-1	



JUAN THORNHILL



SAFETY #22
VIRGINIA

4TH YEAR IN THE NFL

4TH YEAR WITH THE CHIEFS

HEIGHT: 6'0"
WEIGHT: 205 LBS
DRAFTED: D2B-19
BIRTHDAY: 10/19/95

👁️ Fourth-year safety enters his fourth NFL season with the Chiefs in 2022.

👁️ Originally entered the NFL as the second of two second-round picks (63rd overall) in the 2019 NFL Draft by the Kansas City Chiefs.

Career Highlights:

👁️ In 2019, Thornhill became the 16th player in Chiefs history to start all 16 games of their rookie season. He is the first rookie to do so since RB Kareem Hunt in 2017 and third rookie

during Head Coach Andy Reid's tenure (Hunt, 2017 and CB Marcus Peters, 2015).

Honors:

👁️ 2019 PFWA All-Rookie Team.

Transactions:

Originally entered the NFL as the second of two second-round picks (63rd overall) in the 2019 NFL Draft by the Kansas City Chiefs.

COLLEGE

Appeared in 46 games (36 starts) for the University of Virginia, tallying 208 tackles (140 solo), 26 passes defended, 13 interceptions 1.5 sacks and one forced fumble ... In 2018, finished No. 3 in the nation and No. 3 in the ACC with six interceptions, set a UVA single-season record for interception return yards with 141 and led UVA with 98 tackles ... Named 2018 All-ACC first-team, 2018 *Associated Press* All-ACC first-team, 2018 *Associated Press* All-Bowl Game and 2017 All-ACC third-team.

PERSONAL

👁️ Played safety and quarterback at Altavista (Va.) High School.

👁️ Named Group 1A VHSL State Player of the Year, Group 1A VHSL Quarterback of the Year and first-team VHSL All-State defense.

👁️ Helped Altavista to back-to-back 1A state championships.

👁️ As a senior was 69-of-111 passing for 1,299 passing yards with 15 touchdowns his senior year and rushed for a team-high 1,562 yards on 145 carries.

👁️ Hometown: Altavista, Va.

JUAN THORNHILL'S NFL REGULAR SEASON DEFENSIVE STATISTICS

DATE	TEAM	GP	GS	TACKLES							INTERCEPTIONS					O. FUMB				ST				MISC			
				TK	S	A	TFL	YDS	SK	YDS	QBH	NO	YDS	LG	TD	PD	FF	FR	TD	YDS	TK	S	A	FF	FR	S	A
2019	Chiefs	16	16	57	41	16	0	0	0.0	0.0	0	3	46	46t	1	5	0	0	0	0	1	1	0	0	0	0	0
2020	Chiefs	16	8	41	33	8	0	0	0.0	0.0	1	1	20	20	0	3	0	0	0	0	0	0	0	0	0	0	
2021	Chiefs	17	12	64	43	21	1	4	0.0	0.0	1	1	13	13	0	3	1	1	0	0	0	0	0	0	0	0	
NFL TOTALS		49	36	162	117	45	1	4	0.0	0.0	2	5	79	46T	1	11	1	1	0	0	1	1	0	0	0	0	

JUAN THORNHILL'S NFL POSTSEASON DEFENSIVE STATISTICS

DATE	TEAM	GP	GS	TACKLES							INTERCEPTIONS					O. FUMB				ST				MISC		
				TK	S	A	TFL	YDS	SK	YDS	QBH	NO	YDS	LG	TD	PD	FF	FR	TD	YDS	TK	S	A	FF	FR	S
2019	Chiefs	0	0	0	0	0	0	0	0.0	0.0	0	0	0	0	0	0	0	0	0	0	0	0	0	0	0	0
2020	Chiefs	3	0	2	1	1	0	0	0.0	0.0	0	0	0	0	0	5	0	0	0	0	0	0	0	0	0	0
2021	Chiefs	3	3	14	6	8	0	0	0.0	0.0	0	0	0	0	0	1	0	0	0	0	0	0	0	0	0	0
NFL TOTALS		6	3	16	7	9	0	0	0.0	0.0	0	0	0	0	0	6	0	0	0	0	0	0	0	0	0	0



SINGLE-GAME HIGHS: DEFENSIVE

Total Tackles	9 at Tennessee, Oct 24, 2021 8 at Jacksonville, Sep 08, 2019 7 vs. Pittsburgh, Dec 26, 2021 7 vs. Cleveland, Sep 12, 2021 6 vs. Denver, Dec 05, 2021 ...2 more at 6.	Tackles For Loss	1 at Washington, Oct 17, 2021
Solo Tackles	7 at Tennessee, Oct 24, 2021 6 vs. New England, Oct 05, 2020 5 vs. Cleveland, Sep 12, 2021 5 at Baltimore, Sep 28, 2020 5 at Jacksonville, Sep 08, 2019	Interceptions	1 vs. Denver, Dec 05, 2021 1 vs. New England, Oct 05, 2020 1 vs. Denver, Dec 15, 2019 ...2 more at 1.
Passes Defensed	1 vs. Denver, Dec 05, 2021 1 vs. Dallas, Nov 21, 2021 1 vs. Cleveland, Sep 12, 2021 ...8 more at 1.	Interception Return Yards	46 vs. Oakland, Dec 01, 2019 20 vs. New England, Oct 05, 2020 13 vs. Denver, Dec 05, 2021
Forced Fumbles	1 vs. Cleveland, Sep 12, 2021	Special Teams Tackles	1 vs. Oakland, Dec 01, 2019
Fumble Recoveries	1 vs. Las Vegas, Dec 12, 2021		

SINGLE-GAME HIGHS - POSTSEASON: DEFENSIVE

Total Tackles	6 vs. Cincinnati, Jan 30, 2022 5 vs. Pittsburgh, Jan 16, 2022 3 vs. Buffalo, Jan 23, 2022 1 at Tampa Bay, Feb 07, 2021 1 vs. Cleveland, Jan 17, 2021	Passes Defensed	4 vs. Buffalo, Jan 24, 2021 1 vs. Buffalo, Jan 23, 2022 1 vs. Cleveland, Jan 17, 2021
Solo Tackles	2 vs. Cincinnati, Jan 30, 2022 2 vs. Buffalo, Jan 23, 2022 2 vs. Pittsburgh, Jan 16, 2022 1 at Tampa Bay, Feb 07, 2021		

2019 GAME-BY-GAME REGULAR-SEASON STATISTICS (CHIEFS)

DATE	OPPONENT	P/S	TACKLES									INTERCEPTIONS					O. FUMB				ST				MISC		W/L	SCORE				
			TK	S	A	SK	YDS	TFL	YDS	QBH	NO	YDS	LG	TD	PD	FF	FR	TD	YDS	TK	S	A	FF	FR	S	A						
09/08	at Jaguars	S	8	5	3	0.0	0.0	0	0	0	0	0	0	0	0	0	0	0	0	0	0	0	0	0	0	0	W	40-26				
09/15	at Raiders	S	3	3	0	0.0	0.0	0	0	0	0	0	0	0	0	0	0	0	0	0	0	0	0	0	0	0	W	28-10				
09/22	Ravens	S	2	2	0	0.0	0.0	0	0	0	0	0	0	0	0	0	0	0	0	0	0	0	0	0	0	0	W	33-28				
09/29	at Lions	S	2	2	0	0.0	0.0	0	0	0	0	0	0	0	0	1	0	0	0	0	0	0	0	0	0	0	W	34-30				
10/06	Colts	S	3	2	1	0.0	0.0	0	0	0	0	0	0	0	0	0	0	0	0	0	0	0	0	0	0	0	L	13-19				
10/13	Texans	S	4	4	0	0.0	0.0	0	0	0	1	0	0	0	1	0	0	0	0	0	0	0	0	0	0	0	L	24-31				
10/17	at Broncos	S	3	2	1	0.0	0.0	0	0	0	0	0	0	0	0	0	0	0	0	0	0	0	0	0	0	0	W	30-6				
10/27	Packers	S	5	3	2	0.0	0.0	0	0	0	0	0	0	0	0	0	0	0	0	0	0	0	0	0	0	0	L	24-31				
11/03	Vikings	S	4	4	0	0.0	0.0	0	0	0	0	0	0	0	0	0	0	0	0	0	0	0	0	0	0	0	W	26-23				
11/10	at Titans	S	5	2	3	0.0	0.0	0	0	0	0	0	0	0	0	0	0	0	0	0	0	0	0	0	0	0	L	32-35				
11/18	at Chargers	S	3	2	1	0.0	0.0	0	0	0	0	0	0	0	0	1	0	0	0	0	0	0	0	0	0	0	W	24-17				
12/01	Raiders	S	3	2	1	0.0	0.0	0	0	0	1	46	46	1	1	0	0	0	0	1	1	0	0	0	0	0	W	40-9				
12/08	at Patriots	S	4	3	1	0.0	0.0	0	0	0	0	0	0	0	0	0	0	0	0	0	0	0	0	0	0	0	W	23-16				
12/15	Broncos	S	4	2	2	0.0	0.0	0	0	0	1	0	0	0	1	0	0	0	0	0	0	0	0	0	0	0	W	23-3				
12/22	at Bears	S	3	3	0	0.0	0.0	0	0	0	0	0	0	0	0	0	0	0	0	0	0	0	0	0	0	0	W	26-3				
12/29	Chargers	S	1	0	1	0.0	0.0	0	0	0	0	0	0	0	0	0	0	0	0	0	0	0	0	0	0	0	W	31-21				
2019 TOTALS			16-16	57	41	16	0.0	0.0	0	0	0	3	46	46T	1	5	0	0	0	0	1	1	0	0	0	0	0	0	0	0	0	12-4



2020 GAME-BY-GAME REGULAR-SEASON STATISTICS (CHIEFS)

Table with columns: DATE, OPPONENT, P/S, TACKLES (TK, S, A, SK, YDS, TFL, YDS, QBH), INTERCEPTIONS (NO, YDS, LG, TD, PD), O. FUMB (FF, FR, TD, YDS), ST (TK, S, A, FF, FR), MISC (S, A), W/L, SCORE. Includes 2020 TOTALS row.

2021 GAME-BY-GAME REGULAR-SEASON STATISTICS (CHIEFS)

Table with columns: DATE, OPPONENT, P/S, TACKLES (TK, S, A, SK, YDS, TFL, YDS, QBH), INTERCEPTIONS (NO, YDS, LG, TD, PD), O. FUMB (FF, FR, TD, YDS), ST (TK, S, A, FF, FR), MISC (S, A), W/L, SCORE. Includes 2021 TOTALS row.

2019 GAME-BY-GAME POSTSEASON STATISTICS (CHIEFS)

Table with columns: DATE, OPPONENT, P/S, TACKLES (TK, S, A, SK, YDS, TFL, YDS, QBH), INTERCEPTIONS (NO, YDS, LG, TD, PD), O. FUMB (FF, FR, TD, YDS), ST (TK, S, A, FF, FR), MISC (S, A), W/L, SCORE. Includes 2019 TOTALS row.

2020 GAME-BY-GAME POSTSEASON STATISTICS (CHIEFS)

Table with columns: DATE, OPPONENT, P/S, TACKLES (TK, S, A, SK, YDS, TFL, YDS, QBH), INTERCEPTIONS (NO, YDS, LG, TD, PD), O. FUMB (FF, FR, TD, YDS), ST (TK, S, A, FF, FR), MISC (S, A), W/L, SCORE. Includes 2020 TOTALS row.

2021 GAME-BY-GAME POSTSEASON STATISTICS (CHIEFS)

Table with columns: DATE, OPPONENT, P/S, TACKLES (TK, S, A, SK, YDS, TFL, YDS, QBH), INTERCEPTIONS (NO, YDS, LG, TD, PD), O. FUMB (FF, FR, TD, YDS), ST (TK, S, A, FF, FR), MISC (S, A), W/L, SCORE. Includes 2021 TOTALS row.



JOE THUNEY



OFFENSIVE LINEMAN #62
NORTH CAROLINA STATE

7TH YEAR IN THE NFL

2ND YEAR WITH THE CHIEFS

HEIGHT: 6'5"
WEIGHT: 304 LBS
DRAFTED: FA-21
BIRTHDAY: 11/19/92

- Seventh-year offensive lineman enters his second season with the Chiefs in 2022.
- Originally entered the NFL as a third-round pick (78th overall) by the Patriots in the 2016 NFL Draft.

Career Highlights:

- Became the first player in NFL history to start in the Super Bowl in each of his first three seasons in the NFL, starting at left guard in Super Bowls LI, LII and LIII for the New England Patriots.

Honors:

- 2021 Ed Block Courage Award.
- 2019 AP All-Pro (second-team).
- 2016 PFWA All-Rookie Team.
- 2010s New England Patriots All-Decade Team.

Transactions:

Signed by Kansas City (3/17/21) ... Re-signed by the Patriots (3/19/20) ... Originally entered the NFL as a third-round pick (78th overall) by the New England Patriots in the 2016 NFL Draft.

COLLEGE

Played in 41 career games along the offensive line at North Carolina State ... Named a first-team All-American by USA Today, the first Wolfpack offensive lineman to earn All-America honors since Outland Trophy winner Jim Ritcher in 1979 ... Also a first-team All-ACC performer on the media team, he was the first Wolfpack offensive lineman to earn that honor since 2003 ... Started games at four of the five positions on the offensive line: left tackle, left guard, right guard and right tackle ... Earned Academic All-ACC honors and named to the 2014-15 Academic Honor Roll ... Did not allow a sack in 589 snaps during 2015 ACC play from his left tackle spot.

PERSONAL

- Was a member of two D4 state championship teams at Archbishop Alter High School.
- Voted Greater Catholic League Lineman of the Year as a senior in 2010.
- Also played basketball, where he started for two years and led his conference in rebounding as a junior.
- Last named pronounced: TOO-nee.
- Hometown: Centerville, Ohio.

JOE THUNEY'S NFL REGULAR SEASON STATISTICS

DATE	TEAM	GP	GS
2016	Patriots	16	16
2017	Patriots	16	16
2018	Patriots	16	16
2019	Patriots	16	16
2020	Patriots	16	16
2021	Chiefs	17	17
NFL TOTALS		97	97

JOE THUNEY'S NFL POSTSEASON STATISTICS

DATE	TEAM	GP	GS
2016	Patriots	3	3
2017	Patriots	3	3
2018	Patriots	3	3
2019	Patriots	1	1
2021	Chiefs	3	3
NFL TOTALS		13	13



2016 GAME-BY-GAME REGULAR-SEASON STATISTICS (PATRIOTS)

DATE	OPPONENT	P/S	W/L	SCORE
09/11	at Cardinals	S	W	23-21
09/18	Dolphins	S	W	31-24
09/22	Texans	S	W	27-0
10/02	Bills	S	L	0-16
10/09	at Browns	S	W	33-13
10/16	Bengals	S	W	35-17
10/23	at Steelers	S	W	27-16
10/30	at Bills	S	W	41-25
11/13	Seahawks	S	L	24-31
11/20	at 49ers	S	W	30-17
11/27	at Jets	S	W	22-17
12/04	Rams	S	W	26-10
12/12	Ravens	S	W	30-23
12/18	at Broncos	S	W	16-3
12/24	Jets	S	W	41-3
01/01	at Dolphins	S	W	35-14
2016 TOTALS		16-16	14-2	

2017 GAME-BY-GAME REGULAR-SEASON STATISTICS (PATRIOTS)

DATE	OPPONENT	P/S	W/L	SCORE
09/07	Chiefs	S	L	27-42
09/17	at Saints	S	W	36-20
09/24	Texans	S	W	36-33
10/01	Panthers	S	L	30-33
10/05	at Buccaneers	S	W	19-14
10/15	at Jets	S	W	24-17
10/22	Falcons	S	W	23-7
10/29	Chargers	S	W	21-13
11/12	at Broncos	S	W	41-16
11/19	at Raiders	S	W	33-8
11/26	Dolphins	S	W	35-17
12/03	at Bills	S	W	23-3
12/11	at Dolphins	S	L	20-27
12/17	at Steelers	S	W	27-24
12/24	Bills	S	W	37-16
12/31	Jets	S	W	26-6
2017 TOTALS		16-16	13-3	

2018 GAME-BY-GAME REGULAR-SEASON STATISTICS (PATRIOTS)

DATE	OPPONENT	P/S	W/L	SCORE
09/09	Texans	S	W	27-20
09/16	at Jaguars	S	L	20-31
09/23	at Lions	S	L	10-26
09/30	Dolphins	S	W	38-7
10/04	Colts	S	W	38-24
10/14	Chiefs	S	W	43-40
10/21	at Bears	S	W	38-31
10/29	at Bills	S	W	25-6
11/04	Packers	S	W	31-17
11/11	at Titans	S	L	10-34
11/25	at Jets	S	W	27-13
12/02	Vikings	S	W	24-10
12/09	at Dolphins	S	L	33-34
12/16	at Steelers	S	L	10-17
12/23	Bills	S	W	24-12
12/30	Jets	S	W	38-3
2018 TOTALS		16-16	11-5	

2019 GAME-BY-GAME REGULAR-SEASON STATISTICS (PATRIOTS)

DATE	OPPONENT	P/S	W/L	SCORE
09/08	Steelers	S	W	33-3
09/15	at Dolphins	S	W	43-0
09/22	Jets	S	W	30-14
09/29	at Bills	S	W	16-10
10/06	at Redskins	S	W	33-7
10/10	Giants	S	W	35-14
10/21	at Jets	S	W	33-0
10/27	Browns	S	W	27-13
11/03	at Ravens	S	L	20-37
11/17	at Eagles	S	W	17-10
11/24	Cowboys	S	W	13-9
12/01	at Texans	S	L	22-28
12/08	Chiefs	S	L	16-23
12/15	at Bengals	S	W	34-13
12/21	Bills	S	W	24-17
12/29	Dolphins	S	L	24-27
2019 TOTALS		16-16	12-4	

2020 GAME-BY-GAME REGULAR-SEASON STATISTICS (PATRIOTS)

DATE	OPPONENT	P/S	W/L	SCORE
09/13	Dolphins	S	W	21-11
09/20	at Seahawks	S	L	30-35
09/27	Raiders	S	W	36-20
10/05	at Chiefs	S	L	10-26
10/18	Broncos	S	L	12-18
10/25	49ers	S	L	6-33
11/01	at Bills	S	L	21-24
11/09	at Jets	S	W	30-27
11/15	Ravens	S	W	23-17
11/22	at Texans	S	L	20-27
11/29	Cardinals	S	W	20-17
12/06	at Chargers	S	W	45-0
12/10	at Rams	S	L	3-24
12/20	at Dolphins	S	L	12-22
12/28	Bills	S	L	9-38
01/03	Jets	S	W	28-14
2020 TOTALS		16-16	7-9	

2021 GAME-BY-GAME REGULAR-SEASON STATISTICS (CHIEFS)

DATE	OPPONENT	P/S	W/L	SCORE
09/12	Browns	S	W	33-29
09/19	at Ravens	S	L	35-36
09/26	Chargers	S	L	24-30
10/03	at Eagles	S	W	42-30
10/10	Bills	S	L	20-38
10/17	at Football Team	S	W	31-13
10/24	at Titans	S	L	3-27
11/01	Giants	S	W	20-17
11/07	Packers	S	W	13-7
11/14	at Raiders	S	W	41-14
11/21	Cowboys	S	W	19-9
12/05	Broncos	S	W	22-9
12/12	Raiders	S	W	48-9
12/16	at Chargers	S	W	34-28+
12/26	Steelers	S	W	36-10
01/02	at Bengals	S	L	31-34
01/08	at Broncos	S	W	28-24
2021 TOTALS		17-17	12-5	

+ - Overtime

2016 GAME-BY-GAME POSTSEASON STATISTICS (PATRIOTS)

DATE	OPPONENT	P/S	W/L	SCORE
01/14	Texans	S	W	34-16
01/22	Steelers	S	W	36-17
02/05	at Falcons	S	W	34-28+
2016 TOTALS		3-3	3-0	

+ - Overtime

2017 GAME-BY-GAME POSTSEASON STATISTICS (PATRIOTS)

DATE	OPPONENT	P/S	W/L	SCORE
01/13	Titans	S	W	35-14
01/21	Jaguars	S	W	24-20
02/04	Eagles	S	L	33-41
2017 TOTALS		3-3	2-1	

2018 GAME-BY-GAME POSTSEASON STATISTICS (PATRIOTS)

DATE	OPPONENT	P/S	W/L	SCORE
01/13	Chargers	S	W	41-28
01/20	at Chiefs	S	W	37-31+
02/03	at Rams	S	W	13-3
2018 TOTALS		3-3	3-0	

+ - Overtime

2019 GAME-BY-GAME POSTSEASON STATISTICS (PATRIOTS)

DATE	OPPONENT	P/S	W/L	SCORE
01/04	Titans	S	L	13-20
2019 TOTALS		1-1	0-1	

2021 GAME-BY-GAME POSTSEASON STATISTICS (CHIEFS)

DATE	OPPONENT	P/S	W/L	SCORE
01/16	Steelers	S	W	42-21
01/23	Bills	S	W	42-36+
01/30	Bengals	S	L	24-27+
2021 TOTALS		3-3	2-1	

+ - Overtime





TOMMY TOWNSEND

PUNTER #5
FLORIDA



3RD YEAR IN THE NFL

3RD YEAR WITH THE CHIEFS

HEIGHT: 6'1"
WEIGHT: 191 LBS
DRAFTED: CFA-20
BIRTHDAY: 11/12/96

👁️ Third-year punter enters his third season with the Chiefs in 2022.

👁️ Originally entered the NFL as an undrafted free agent with the Chiefs in 2020.

Career Highlights:

👁️ Did not punt for the first time in his career against Philadelphia (10/3/21). For the Chiefs, it marks the fourth time in the regular season that the club did not register at least one punt in a contest.

👁️ In Week 4 versus the New England Patriots, he recorded a punting average of 60.8 yards, setting a new Chiefs single-

game franchise record (minimum four punts).

Honors:

- 👁️ November 2021 AFC Player of the Month.
- 👁️ 2021 Week 9 AFC Player of the Week.
- 👁️ 2020 Week 15 AFC Special Teams Player of the Week.
- 👁️ 2020 PFWA All-Rookie Team.

Transactions:

Originally entered the NFL as an undrafted free agent with Kansas City in 2020.

COLLEGE

Finished his collegiate career at Florida with 4,162 yards on 93 punts (44.8 avg.) ... Holds the school record for most yards by a punter in a single game (432 yds., 9 punts) and the seventh-longest punt (71 yds.) ... In 2019, totaled 1,847 yards on 42 punts, averaging 44.0 yards per kick ... Recorded 11 punts of over 50 yards and downed 20 inside the 20-yard line ... Was a semifinalist for the Ray Guy Award in 2019 ... In 2018, finished the season averaging 45.4 yards as he totaled 2,315 yards on 51 punts ... Named second-team All-SEC by Athlon Sports and was a semifinalist for the Ray Guy Award in 2018 ... Sat out the 2016 season due to NCAA transfer rules after transferring from Tennessee.

PERSONAL

👁️ Following his senior season at Boone High School, he was named first-team All-America (Scout.com), All-State (Statewide Sports Writers & FHSCA), All-Central Florida (Orlando Sentinel) and All-District (FHSCA).

👁️ Averaged 43.0 yards per punt as a senior.

👁️ Named a U.S. Army All-American.

👁️ Played in the 2014 Central Florida All-Star Game.

👁️ Garnered Defensive Player of the Week honors from the Orlando Touchdown Club following a two interception performance against Edgewater High School in 2014.

👁️ Also played cornerback and quarterback in high school and played baseball for Boone.

👁️ Brother, Johnny, was also a punter at Florida and spent the 2018 season with the Oakland Raiders and joined the Chiefs practice squad in November of 2020.

👁️ Hometown: Orlando, Fla.

TOMMY TOWNSEND'S NFL REGULAR SEASON PUNTING STATISTICS

DATE	TEAM	GP	NO.	YDS.	AVG.	OPP. RET.	YDS.	NET YDS.	AVG.	TB	IN20	LG	BK
2020	Chiefs	16	52	2,339	45.0	15	119	2,100	40.4	6	20	67	0
2021	Chiefs	16	37	1,746	47.2	16	64	1,622	43.8	3	20	68	0
NFL TOTALS		32	89	4,085	45.9	31	183	3,722	41.8	9	40	68	0



TOMMY TOWNSEND'S NFL POSTSEASON PUNTING STATISTICS

DATE	TEAM	GP	NO.	YDS.	AVG.	OPP. RET.	YDS.	NET YDS.	AVG.	TB	IN20	LG	BK
2020	Chiefs	3	4	151	37.8	1	0	131	32.8	1	1	51	0
2021	Chiefs	3	10	435	43.5	4	35	380	38.0	1	5	57	0
NFL TOTALS		6	14	586	41.9	5	35	511	36.5	2	6	57	0

SINGLE-GAME HIGHS: PUNTER

Punts	6 vs. Green Bay, Nov 07, 2021 6 at New Orleans, Dec 20, 2020 5 vs. Las Vegas, Oct 11, 2020 5 at L.A. Chargers, Sep 20, 2020 4 vs. Denver, Dec 05, 2021 ...5 more at 4.	Longest Punts	68 vs. Dallas, Nov 21, 2021 67 vs. Las Vegas, Oct 11, 2020 65 vs. New England, Oct 05, 2020 64 vs. Green Bay, Nov 07, 2021 61 at New Orleans, Dec 20, 2020
Gross Punting Yards	341 vs. Green Bay, Nov 07, 2021 244 vs. Las Vegas, Oct 11, 2020 243 at New Orleans, Dec 20, 2020 243 vs. New England, Oct 05, 2020 221 at L.A. Chargers, Sep 20, 2020	Inside the 20	5 vs. Green Bay, Nov 07, 2021 4 vs. N.Y. Giants, Nov 01, 2021 3 vs. Denver, Dec 05, 2021 3 vs. Atlanta, Dec 27, 2020 3 at New Orleans, Dec 20, 2020
Gross Punting Avg	60.8 vs. New England, Oct 05, 2020 56.8 vs. Green Bay, Nov 07, 2021 55.3 vs. Dallas, Nov 21, 2021 50.8 vs. N.Y. Giants, Nov 01, 2021 49.5 at Miami, Dec 13, 2020	Pass Attempts	1 at Las Vegas, Nov 14, 2021 1 vs. N.Y. Jets, Nov 01, 2020
Net Punting Yards	326 vs. Green Bay, Nov 07, 2021 224 vs. Las Vegas, Oct 11, 2020 217 at New Orleans, Dec 20, 2020 203 vs. N.Y. Giants, Nov 01, 2021 198 at L.A. Chargers, Sep 20, 2020	Pass Completions	1 at Las Vegas, Nov 14, 2021 1 vs. N.Y. Jets, Nov 01, 2020
Net Punting Avg	54.3 vs. Green Bay, Nov 07, 2021 50.8 vs. N.Y. Giants, Nov 01, 2021 47.8 vs. New England, Oct 05, 2020 47.5 at Miami, Dec 13, 2020 46.3 vs. Dallas, Nov 21, 2021	Yards Passing	16 at Las Vegas, Nov 14, 2021 13 vs. N.Y. Jets, Nov 01, 2020

SINGLE-GAME HIGHS - POSTSEASON: PUNTER

Punts	4 vs. Cincinnati, Jan 30, 2022 4 vs. Pittsburgh, Jan 16, 2022 3 at Tampa Bay, Feb 07, 2021 2 vs. Buffalo, Jan 23, 2022 1 vs. Buffalo, Jan 24, 2021	Net Punting Avg	41.8 vs. Cincinnati, Jan 30, 2022 31.3 vs. Pittsburgh, Jan 16, 2022 29.0 at Tampa Bay, Feb 07, 2021
Gross Punting Yards	209 vs. Cincinnati, Jan 30, 2022 138 vs. Pittsburgh, Jan 16, 2022 107 at Tampa Bay, Feb 07, 2021 88 vs. Buffalo, Jan 23, 2022 44 vs. Buffalo, Jan 24, 2021	Longest Punts	57 vs. Cincinnati, Jan 30, 2022 51 at Tampa Bay, Feb 07, 2021 50 vs. Buffalo, Jan 23, 2022 44 vs. Buffalo, Jan 24, 2021 41 vs. Pittsburgh, Jan 16, 2022
Gross Punting Avg	52.3 vs. Cincinnati, Jan 30, 2022 35.7 at Tampa Bay, Feb 07, 2021 34.5 vs. Pittsburgh, Jan 16, 2022	Inside the 20	3 vs. Pittsburgh, Jan 16, 2022 1 vs. Cincinnati, Jan 30, 2022 1 vs. Buffalo, Jan 23, 2022 1 vs. Buffalo, Jan 24, 2021
Net Punting Yards	167 vs. Cincinnati, Jan 30, 2022 125 vs. Pittsburgh, Jan 16, 2022 88 vs. Buffalo, Jan 23, 2022 87 at Tampa Bay, Feb 07, 2021 44 vs. Buffalo, Jan 24, 2021		



2020 GAME-BY-GAME REGULAR-SEASON STATISTICS (CHIEFS)

DATE	OPPONENT		NO.	YDS.	AVG.	OPP. RET.	YDS.	NET YDS.	AVG	TB	IN20	LG	BK	W/L	SCORE
09/10	Texans	P	3	136	45.3	1	19	97	32.3	1	1	54	0	W	34-20
09/20	at Chargers	P	5	221	44.2	1	3	198	39.6	1	2	55	0	W	23-20+
09/28	at Ravens	P	1	58	58.0	1	16	42	42.0	0	0	58	0	W	34-20
10/05	Patriots	P	4	243	60.8	1	12	191	47.8	2	1	65	0	W	26-10
10/11	Raiders	P	5	244	48.8	0	0	224	44.8	1	1	67	0	L	32-40
10/19	at Bills	P	2	80	40.0	1	24	56	28.0	0	1	42	0	W	26-17
10/25	at Broncos	P	3	133	44.3	1	0	133	44.3	0	2	57	0	W	43-16
11/01	Jets	P	3	122	40.7	0	0	102	34.0	1	1	44	0	W	35-9
11/08	Panthers	P	1	36	36.0	0	0	36	36.0	0	1	36	0	W	33-31
11/22	at Raiders	P	2	107	53.5	2	11	96	48.0	0	0	55	0	W	35-31
11/29	at Buccaneers	P	4	159	39.8	1	2	157	39.3	0	1	54	0	W	27-24
12/06	Broncos	P	3	112	37.3	1	-2	114	38.0	0	2	43	0	W	22-16
12/13	at Dolphins	P	4	198	49.5	3	8	190	47.5	0	1	58	0	W	33-27
12/20	at Saints	P	6	243	40.5	2	26	217	36.2	0	3	61	0	W	32-29
12/27	Falcons	P	4	165	41.3	0	0	165	41.3	0	3	58	0	W	17-14
01/03	Chargers	P	2	82	41.0	0	0	82	41.0	0	0	44	0	L	21-38
2020 TOTALS			16	52	2,339	45.0	15	119	2,100	40.4	6	20	67	0	14-2

+ - Overtime

2021 GAME-BY-GAME REGULAR-SEASON STATISTICS (CHIEFS)

DATE	OPPONENT		NO.	YDS.	AVG.	OPP. RET.	YDS.	NET YDS.	AVG	TB	IN20	LG	BK	W/L	SCORE
09/12	Browns	P	2	91	45.5	1	4	87	43.5	0	2	47	0	W	33-29
09/19	at Ravens	P	3	135	45.0	1	16	119	39.7	0	0	54	0	L	35-36
09/26	Chargers	P	1	51	51.0	1	0	51	51.0	0	0	51	0	L	24-30
10/03	at Eagles	P	0	0	0.0	0	0	0	0.0	0	0	0	0	W	42-30
10/10	Bills	P	2	88	44.0	1	7	81	40.5	0	1	46	0	L	20-38
10/17	at Football Team	P	2	53	26.5	0	0	53	26.5	0	1	34	0	W	31-13
10/24	at Titans	P	2	93	46.5	0	0	93	46.5	0	1	52	0	L	3-27
11/01	Giants	P	4	203	50.8	2	0	203	50.8	0	4	58	0	W	20-17
11/07	Packers	P	6	341	56.8	3	15	326	54.3	0	5	64	0	W	13-7
11/14	at Raiders	P	1	42	42.0	0	0	42	42.0	0	0	42	0	W	41-14
11/21	Cowboys	P	3	166	55.3	2	7	139	46.3	1	1	68	0	W	19-9
12/05	Broncos	P	4	190	47.5	3	6	184	46.0	0	3	54	0	W	22-9
12/12	Raiders	P	1	52	52.0	1	6	46	46.0	0	1	52	0	W	48-9
12/16	at Chargers	P	1	32	32.0	0	0	32	32.0	0	0	32	0	W	34-28+
12/26	Steelers													W	36-10
															RESERVE/COVID-19
01/02	at Bengals	P	3	108	36.0	1	3	105	35.0	0	1	42	0	L	31-34
01/08	at Broncos	P	2	101	50.5	0	0	61	30.5	2	0	58	0	W	28-24
2021 TOTALS			16	37	1,746	47.2	16	64	1,622	43.8	3	20	68	0	12-5

+ - Overtime

2020 GAME-BY-GAME POSTSEASON STATISTICS (CHIEFS)

DATE	OPPONENT		NO.	YDS.	AVG.	OPP. RET.	YDS.	NET YDS.	AVG	TB	IN20	LG	BK	W/L	SCORE
01/17	Browns	P	0	0	0.0	0	0	0	0.0	0	0	0	0	W	22-17
01/24	Bills	P	1	44	44.0	1	0	44	44.0	0	1	44	0	W	38-24
02/07	at Buccaneers	P	3	107	35.7	0	0	87	29.0	1	0	51	0	L	9-31
2020 TOTALS			3	4	151	37.8	1	0	131	32.8	1	1	51	0	2-1

2021 GAME-BY-GAME POSTSEASON STATISTICS (CHIEFS)

DATE	OPPONENT		NO.	YDS.	AVG.	OPP. RET.	YDS.	NET YDS.	AVG	TB	IN20	LG	BK	W/L	SCORE
01/16	Steelers	P	4	138	34.5	2	13	125	31.3	0	3	41	0	W	42-21
01/23	Bills	P	2	88	44.0	0	0	88	44.0	0	1	50	0	W	42-36+
01/30	Bengals	P	4	209	52.3	2	22	167	41.8	1	1	57	0	L	24-27+
2021 TOTALS			3	10	435	43.5	4	35	380	38.0	1	5	57	0	2-1

+ - Overtime






MARQUEZ VALDES-SCANTLING

WIDE RECEIVER #11

SOUTH FLORIDA



5TH YEAR IN
THE NFL

1ST YEAR WITH
THE CHIEFS

HEIGHT: 6'4"
WEIGHT: 206 LBS
DRAFTED: FA-22
BIRTHDAY: 10/10/94

👁️ Fifth-year wide receiver enters his first season with the Chiefs in 2022.

Originally entered the NFL as the fifth-round pick (174th Overall) by the Green Bay Packers in the 2018 NFL Draft.

Career Highlights:

👁️ Joined WR James Lofton as the only players in Packers history to register 25-plus receptions and an average of 15-plus yards per catch in each of his first four NFL seasons. Led the NFL with an average of 20.9 yards per catch in 2020 (33-690), the first Packer to lead the league in that category (min. two rec. per team game) since Lofton (22.0) in 1984. Ranks No. 1 in the NFL with four TD receptions of 70-plus yards since 2019 and is tied for No. 4 in the league in receptions of 40-plus yards (18) and receiving TDs of 40-plus yards (eight) since 2018.

👁️ His 15 receptions of 40-plus yards from 2018-20 were the second most by a Packer in his first three seasons among players whose careers began in the last 40 years, trailing only WR Greg Jennings (17).

When he left the Packers, was tied for a franchise record of the most career games (three) with 100-plus receiving yards on three or fewer catches.

👁️ Posted 38 catches for 581 yards and two TDs in 2018, an average of 15.3 yards per catch that was the top mark posted by a Green Bay rookie (min. 25 rec.) since Lofton (17.8 in 1978).

👁️ Has eight games since 2018 with 85-plus receiving yards on

four or fewer catches, No. 1 in the league over that span.

Has three career games with 100-plus receiving yards on three or fewer catches, the most in the NFL since 2018 and tied for the most in Packer history at the time he left the team.

👁️ Led the NFL with an average of 20.9 yards per catch in 2020 (33-690), the first Packer to lead the league in that category (min. two rec. per team game) since Lofton (22.0) in 1984.

👁️ Posted 38 catches for 581 yards and two TDs in 2018, an average of 15.3 yards per catch that was the top mark posted by a Green Bay rookie (min. 25 rec.) since Lofton (17.8 in 1978).

👁️ Registered two 100-yard receiving games in 2018, tied for No. 2 in franchise history among rookies behind only WR Billy Howton (six in 1952) at the time.

👁️ Became the first Packer since WR Max McGee in 1959 to register two 100-yard receiving games on three or fewer catches in a season and was only the third NFL player to accomplish that feat since the 1970 AFL-NFL merger (Rams WR Drew Hill, 1980; Patriots WR Stanley Morgan, 1978, 1980, 1984).

👁️ Was the fifth wide receiver in Packers team history (since 1978) to play in all 48 games in his first three seasons in the NFL.

Transactions

Signed by Kansas City (3/24/22) ... Originally entered the NFL as the fifth-round pick (174th Overall) by the Green Bay Packers in the 2018 NFL Draft.

COLLEGE

Played in 25 games with 23 starts in his two seasons at South Florida (2016-17), posting 75 receptions for 1,294 yards (17.3 avg.) and 11 TDs...His average of 17.3 yards per catch was the top mark in school history (min. 70 receptions) and his receiving-yardage total of 1,294 yards ranks No. 10 in school annals despite only playing two seasons for the Bulls...Ranks No. 6 in school history with 11 TD catches...In two seasons at USF, scored five TDs of 50-plus yards (catches of 95 and 64 yards and 75-yard run in 2017, catches of 77 and 51 yards in 2016)...Scored 12 TDs for the Bulls (11 receiving, one rushing), averaging 40.5 yards on those scoring plays...Started his collegiate career at North Carolina State (2013-14), where he played in 23 games with 11 starts and caught 44 passes for 538 yards (12.2 avg.) and a TD...Earned his degree in communication.

PERSONAL

👁️ Given name Marquez Reshard Valdes-Scantling.

👁️ First name is pronounced mar-KWEZ.

👁️ Born in St. Petersburg, Fla.

👁️ Earned All-State and All-County honors at Lakewood High School (St. Petersburg, Fla.), posting 50 receptions for 800 yards (16.0 avg.) and 14 TDs as a senior.

👁️ Was a team captain.

👁️ Posted 28 catches for 600 yards (21.4 avg.) and six TDs as a junior.

- Was a teammate of former Seahawks LB Shaquem Griffin and Jaguars CB Shaquill Griffin.
- Helped lead the track team to the 2013 Class 2A state championship.
- Was part of the 2012 Class 2A state championship 4x400 relay team.
- Has distributed duffel bags filled with blankets, clothing, toiletry items and other supplies to homeless people in Tampa and St. Petersburg each Christmas since 2017.
- Also has done volunteer work with Metropolitan Ministries and Habitat for Humanity.

MARQUEZ VALDES-SCANTLING'S NFL REGULAR SEASON RUSHING/RECEIVING STATISTICS

DATE	TEAM	GP	GS	RECEIVING					RUSHING				
				NO.	YDS.	AVG.	LG	TD	NO.	YDS.	AVG.	LG	TD
2018	Packers	16	10	38	581	15.3	60	2	2	29	14.5	21	0
2019	Packers	16	10	26	452	17.4	74t	2	2	9	4.5	9	0
2020	Packers	16	12	33	690	20.9	78t	6	4	13	3.3	9	0
2021	Packers	11	7	26	430	16.5	75t	3	0	0	0.0	0	0
NFL TOTALS		59	39	123	2,153	17.5	78T	13	8	51	6.4	21	0

MARQUEZ VALDES-SCANTLING'S NFL POSTSEASON RUSHING/RECEIVING STATISTICS

DATE	TEAM	GP	GS	RECEIVING					RUSHING				
				NO.	YDS.	AVG.	LG	TD	NO.	YDS.	AVG.	LG	TD
2019	Packers	2	0	1	8	8.0	8	0	0	0	0.0	0	0
2020	Packers	2	2	8	148	18.5	50t	1	0	0	0.0	0	0
2021	Packers	0	0	0	0	0.0	0	0	0	0	0.0	0	0
NFL TOTALS		4	2	9	156	17.3	50T	1	0	0	0.0	0	0

MARQUEZ VALDES-SCANTLING'S NFL REGULAR SEASON RETURN STATISTICS

DATE	TEAM	KICKOFF RETURNS					PUNT RETURNS					
		RET.	YDS.	AVG.	LG	TD	NO.	FC	YDS.	AVG.	LG	TD
2018	Packers	1	21	21.0	21	0	0	0	0	0.0	0	0
2019	Packers	0	0	0.0	0	0	0	0	0	0.0	0	0
2020	Packers	0	0	0.0	0	0	0	0	0	0.0	0	0
2021	Packers	0	0	0.0	0	0	0	0	0	0.0	0	0
NFL TOTALS		1	21	21.0	21	0	0	0	0	0.0	0	0

MARQUEZ VALDES-SCANTLING'S NFL POSTSEASON RETURN STATISTICS

DATE	TEAM	KICKOFF RETURNS					PUNT RETURNS					
		RET.	YDS.	AVG.	LG	TD	NO.	FC	YDS.	AVG.	LG	TD
2019	Packers	0	0	0.0	0	0	0	0	0	0.0	0	0
2020	Packers	0	0	0.0	0	0	0	0	0	0.0	0	0
2021	Packers	0	0	0.0	0	0	0	0	0	0.0	0	0
NFL TOTALS		0	0	0.0	0	0	0	0	0	0.0	0	0

SINGLE-GAME HIGHS: RUSHING/RECEIVING

Rush Attempts	2 vs. Arizona, Dec 02, 2018 1 at Chicago, Jan 03, 2021 1 vs. Philadelphia, Dec 06, 2020 1 vs. Minnesota, Nov 01, 2020 ...3 more at 1.	All-Purpose Yards	149 vs. Jacksonville, Nov 15, 2020 133 vs. Oakland, Oct 20, 2019 123 at Minnesota, Nov 21, 2021 103 vs. San Francisco, Oct 15, 2018 101 at New England, Nov 04, 2018 1 vs. Chicago, Sep 09, 2018
Rushing Yards	29 vs. Arizona, Dec 02, 2018 9 at Houston, Oct 25, 2020 9 vs. Detroit, Oct 14, 2019 4 at Chicago, Jan 03, 2021 4 vs. Minnesota, Nov 01, 2020	Kickoff Returns	21 vs. Chicago, Sep 09, 2018
Longest Runs	21 vs. Arizona, Dec 02, 2018 9 at Houston, Oct 25, 2020 9 vs. Detroit, Oct 14, 2019 8 vs. Arizona, Dec 02, 2018 4 at Chicago, Jan 03, 2021 ...1 more at 4.	Kickoff Return Yards	21 vs. Chicago, Sep 09, 2018
Receptions	7 at Detroit, Oct 07, 2018 6 at Detroit, Dec 13, 2020 6 vs. Denver, Sep 22, 2019 6 vs. Miami, Nov 11, 2018 5 at Baltimore, Dec 19, 2021 ...1 more at 5.	Longest Kickoff Return	21 vs. Chicago, Sep 09, 2018
Receiving Yards	149 vs. Jacksonville, Nov 15, 2020 133 vs. Oakland, Oct 20, 2019 123 at Minnesota, Nov 21, 2021 103 vs. San Francisco, Oct 15, 2018 101 at New England, Nov 04, 2018	Special Teams Tackles	2 at Washington, Sep 23, 2018 2 at San Francisco, Nov 05, 2020 1 at Baltimore, Dec 19, 2021 1 at Minnesota, Nov 21, 2021 1 at San Francisco, Sep 26, 2021 ...8 more at 1.
Receiving Average	37.3 vs. Jacksonville, Nov 15, 2020 34.3 vs. San Francisco, Oct 15, 2018 33.7 at New England, Nov 04, 2018 30.8 at Minnesota, Nov 21, 2021 24.0 at Minnesota, Sep 13, 2020	Most TDs	2 at San Francisco, Nov 05, 2020 1 at Baltimore, Dec 19, 2021 1 at Minnesota, Nov 21, 2021 1 at San Francisco, Sep 26, 2021 ...8 more at 1.
Longest Receptions	78t vs. Jacksonville, Nov 15, 2020 75t at Minnesota, Nov 21, 2021 74t vs. Oakland, Oct 20, 2019 72t at Chicago, Jan 03, 2021 60 vs. San Francisco, Oct 15, 2018	Miscellaneous Tackles	1 at Indianapolis, Nov 22, 2020 1 vs. Jacksonville, Nov 15, 2020 1 vs. Detroit, Oct 14, 2019
Receiving TDs	2 at San Francisco, Nov 05, 2020 1 at Baltimore, Dec 19, 2021 1 at Minnesota, Nov 21, 2021 1 at San Francisco, Sep 26, 2021 ...8 more at 1.		

SINGLE-GAME HIGHS - POSTSEASON: RECEIVING

Receptions	4 vs. Tampa Bay, Jan 24, 2021 4 vs. L.A. Rams, Jan 16, 2021 1 vs. Seattle, Jan 12, 2020	Receiving TDs	1 vs. Tampa Bay, Jan 24, 2021
Receiving Yards	115 vs. Tampa Bay, Jan 24, 2021 33 vs. L.A. Rams, Jan 16, 2021 8 vs. Seattle, Jan 12, 2020	All-Purpose Yards	115 vs. Tampa Bay, Jan 24, 2021 33 vs. L.A. Rams, Jan 16, 2021 8 vs. Seattle, Jan 12, 2020
Receiving Average	28.8 vs. Tampa Bay, Jan 24, 2021 8.3 vs. L.A. Rams, Jan 16, 2021	Most TDs	1 vs. Tampa Bay, Jan 24, 2021
Longest Receptions	50t vs. Tampa Bay, Jan 24, 2021 29 vs. Tampa Bay, Jan 24, 2021 24 vs. Tampa Bay, Jan 24, 2021 12 vs. Tampa Bay, Jan 24, 2021 12 vs. L.A. Rams, Jan 16, 2021		

100-YARD RECEIVING GAMES (5): REGULAR SEASON

DATE	TEAM	NO.	YDS.	AVG.	LG	TD
10/15/18	49ERS	3	103	34.3	60	0
11/04/18	at Patriots	3	101	33.7	51	0
10/20/19	RAIDERS	2	133	66.5	74t	1
11/15/20	JAGUARS	4	149	37.3	78t	1
11/21/21	at Vikings	4	123	30.8	75t	1



100-YARD RECEIVING GAMES (1): POSTSEASON

DATE	TEAM	NO.	YDS.	AVG.	LG	TD
01/24/21	BUCCANEERS	4	115	28.8	50t	1

2018 GAME-BY-GAME REGULAR-SEASON STATISTICS (PACKERS)

DATE	OPPONENT	P/S	RECEIVING					RUSHING					W/L/T	SCORE
			NO.	YDS.	AVG.	LG	TD	NO.	YDS.	AVG.	LG	TD		
09/09	Bears	P	0	0	0.0	0	0	0	0	0.0	0	0	W	24-23
09/16	Vikings	P	1	3	3.0	3	0	0	0	0.0	0	0	T	29-29
09/23	at Redskins	P	0	0	0.0	0	0	0	0	0.0	0	0	L	17-31
09/30	Bills	S	1	38	38.0	38	0	0	0	0.0	0	0	W	22-0
10/07	at Lions	S	7	68	9.7	14	1	0	0	0.0	0	0	L	23-31
10/15	49ers	S	3	103	34.3	60	0	0	0	0.0	0	0	W	33-30
10/28	at Rams	S	2	45	22.5	40t	1	0	0	0.0	0	0	L	27-29
11/04	at Patriots	S	3	101	33.7	51	0	0	0	0.0	0	0	L	17-31
11/11	Dolphins	S	6	44	7.3	11	0	0	0	0.0	0	0	W	31-12
11/15	at Seahawks	S	1	8	8.0	8	0	0	0	0.0	0	0	L	24-27
11/25	at Vikings	S	1	3	3.0	3	0	0	0	0.0	0	0	L	17-24
12/02	Cardinals	S	2	19	9.5	11	0	2	29	14.5	21	0	L	17-20
12/09	Falcons	P	2	19	9.5	14	0	0	0	0.0	0	0	W	34-20
12/16	at Bears	P	1	12	12.0	12	0	0	0	0.0	0	0	L	17-24
12/23	at Jets	P	5	75	15.0	42	0	0	0	0.0	0	0	W	44-38+
12/30	Lions	S	3	43	14.3	19	0	0	0	0.0	0	0	L	0-31
2018 TOTALS		16-10	38	581	15.3	60	2	2	29	14.5	21	0	6-9-1	

+ - Overtime

2019 GAME-BY-GAME REGULAR-SEASON STATISTICS (PACKERS)

DATE	OPPONENT	P/S	RECEIVING					RUSHING					W/L	SCORE
			NO.	YDS.	AVG.	LG	TD	NO.	YDS.	AVG.	LG	TD		
09/05	at Bears	S	4	52	13.0	47	0	1	0	0.0	0	0	W	10-3
09/15	Vikings	S	3	19	6.3	14	0	0	0	0.0	0	0	W	21-16
09/22	Broncos	S	6	99	16.5	40t	1	0	0	0.0	0	0	W	27-16
09/26	Eagles	S	3	47	15.7	26	0	0	0	0.0	0	0	L	27-34
10/06	at Cowboys	S	1	18	18.0	18	0	0	0	0.0	0	0	W	34-24
10/14	Lions	S	2	48	24.0	46	0	1	9	9.0	9	0	W	23-22
10/20	Raiders	P	2	133	66.5	74t	1	0	0	0.0	0	0	W	42-24
10/27	at Chiefs	S	1	4	4.0	4	0	0	0	0.0	0	0	W	31-24
11/03	at Chargers	S	0	0	0.0	0	0	0	0	0.0	0	0	L	11-26
11/10	Panthers	P	0	0	0.0	0	0	0	0	0.0	0	0	W	24-16
11/24	at 49ers	P	1	7	7.0	7	0	0	0	0.0	0	0	L	8-37
12/01	at Giants	P	0	0	0.0	0	0	0	0	0.0	0	0	W	31-13
12/08	Redskins	P	0	0	0.0	0	0	0	0	0.0	0	0	W	20-15
12/15	Bears	S	0	0	0.0	0	0	0	0	0.0	0	0	W	21-13
12/23	at Vikings	P	1	6	6.0	6	0	0	0	0.0	0	0	W	23-10
12/29	at Lions	S	2	19	9.5	11	0	0	0	0.0	0	0	W	23-20
2019 TOTALS		16-10	26	452	17.4	74T	2	2	9	4.5	9	0	13-3	

2020 GAME-BY-GAME REGULAR-SEASON STATISTICS (PACKERS)

DATE	OPPONENT	P/S	RECEIVING					RUSHING					W/L	SCORE
			NO.	YDS.	AVG.	LG	TD	NO.	YDS.	AVG.	LG	TD		
09/13	at Vikings	P	4	96	24.0	45t	1	0	0	0.0	0	0	W	43-34
09/20	Lions	P	3	64	21.3	41	0	0	0	0.0	0	0	W	42-21
09/27	at Saints	S	1	5	5.0	5	0	0	0	0.0	0	0	W	37-30
10/05	Falcons	S	4	45	11.3	17	0	0	0	0.0	0	0	W	30-16
10/18	at Buccaneers	S	3	32	10.7	15	0	0	0	0.0	0	0	L	10-38
10/25	at Texans	S	0	0	0.0	0	0	1	9	9.0	9	0	W	35-20
11/01	Vikings	S	1	19	19.0	19	0	1	4	4.0	4	0	L	22-28
11/05	at 49ers	S	2	53	26.5	52t	2	0	0	0.0	0	0	W	34-17
11/15	Jaguars	S	4	149	37.3	78t	1	0	0	0.0	0	0	W	24-20
11/22	at Colts	S	3	55	18.3	47	0	0	0	0.0	0	0	L	31-34+
11/29	Bears	S	0	0	0.0	0	0	0	0	0.0	0	0	W	41-25
12/06	Eagles	S	0	0	0.0	0	0	1	-4	-4.0	-4	0	W	30-16
12/13	at Lions	S	6	85	14.2	21	1	0	0	0.0	0	0	W	31-24
12/19	Panthers	S	0	0	0.0	0	0	0	0	0.0	0	0	W	24-16
12/27	Titans	P	0	0	0.0	0	0	0	0	0.0	0	0	W	40-14
01/03	at Bears	P	2	87	43.5	72t	1	1	4	4.0	4	0	W	35-16
2020 TOTALS		16-12	33	690	20.9	78T	6	4	13	3.3	9	0	13-3	

+ - Overtime



2021 GAME-BY-GAME REGULAR-SEASON STATISTICS (PACKERS)

DATE	OPPONENT	P/S	RECEIVING					RUSHING					W/L	SCORE
			NO.	YDS.	AVG.	LG	TD	NO.	YDS.	AVG.	LG	TD		
09/12	at Saints	S	3	17	5.7	10	0	0	0	0.0	0	0	L	3-38
09/20	Lions	S	0	0	0.0	0	0	0	0	0.0	0	0	W	35-17
09/26	at 49ers	S	3	59	19.7	47	1	0	0	0.0	0	0	W	30-28
10/03	Steelers												W	27-17
10/10	at Bengals												W	25-22+
10/17	at Bears												W	24-14
10/24	Football Team												W	24-10
10/28	at Cardinals												W	24-21
11/07	at Chiefs	P	2	19	9.5	16	0	0	0	0.0	0	0	L	7-13
11/14	Seahawks	P	1	41	41.0	41	0	0	0	0.0	0	0	W	17-0
11/21	at Vikings	S	4	123	30.8	75t	1	0	0	0.0	0	0	L	31-34
11/28	Rams	S	4	50	12.5	28	0	0	0	0.0	0	0	W	36-28
12/12	Bears	S	3	20	6.7	8	0	0	0	0.0	0	0	W	45-30
12/19	at Ravens	P	5	98	19.6	31	1	0	0	0.0	0	0	W	31-30
12/25	Browns												W	24-22
01/02	Vikings	P	1	3	3.0	3	0	0	0	0.0	0	0	W	37-10
01/09	at Lions	S	0	0	0.0	0	0	0	0	0.0	0	0	L	30-37
2021 TOTALS		11-7	26	430	16.5	75T	3	0	0	0.0	0	0	13-4	

+ - Overtime

2019 GAME-BY-GAME POSTSEASON STATISTICS (PACKERS)

DATE	OPPONENT	P/S	RECEIVING					RUSHING					W/L	SCORE
			NO.	YDS.	AVG.	LG	TD	NO.	YDS.	AVG.	LG	TD		
01/12	Seahawks	P	1	8	8.0	8	0	0	0	0.0	0	0	W	28-23
01/19	at 49ers	P	0	0	0.0	0	0	0	0	0.0	0	0	L	20-37
2019 TOTALS		2-0	1	8	8.0	8	0	0	0	0.0	0	0	1-1	

2020 GAME-BY-GAME POSTSEASON STATISTICS (PACKERS)

DATE	OPPONENT	P/S	RECEIVING					RUSHING					W/L	SCORE
			NO.	YDS.	AVG.	LG	TD	NO.	YDS.	AVG.	LG	TD		
01/16	Rams	S	4	33	8.3	12	0	0	0	0.0	0	0	W	32-18
01/24	Buccaneers	S	4	115	28.8	50t	1	0	0	0.0	0	0	L	26-31
2020 TOTALS		2-2	8	148	18.5	50T	1	0	0	0.0	0	0	1-1	

2021 GAME-BY-GAME POSTSEASON STATISTICS (PACKERS)

DATE	OPPONENT	P/S	RECEIVING					RUSHING					W/L	SCORE
			NO.	YDS.	AVG.	LG	TD	NO.	YDS.	AVG.	LG	TD		
01/22	49ers												L	10-13
2021 TOTALS		0-0	0	0	0.0	0	0	0	0	0.0	0	0	0-1	





JAYLEN WATSON

DEFENSIVE BACK #35
WASHINGTON STATE



ROOKIE

HEIGHT: 6'2"
WEIGHT: 197 LBS
DRAFTED: D7A-22
BIRTHDAY: 9/17/98

- 👁️ Rookie defensive back enters his first season with the Chiefs in 2022.
- 👁️ Originally entered the NFL as the first of three seventh-round draft picks (243rd overall) by the Kansas City Chiefs in the 2022 NFL Draft.

Transactions:

Originally entered the NFL as the first of three seventh-round draft picks (243rd overall) by the Kansas City Chiefs in the 2022 NFL Draft.

COLLEGE

Played two years at Ventura College in California prior to transferring to Washington State where he played two seasons ... At WSU, he logged 44 tackles (34 solo), two interceptions returned 11 yards, five passes defensed, one forced fumble and five fumble recoveries in 15 games played ... Named All-Pac-12 Conference Honorable Mention ... At Ventura College in California he was named to Junior College Bureau All-America first-team, PrepStar JC All-America Tea, All-State Region III first-team and All-Northern Conference first-team after making 43 tackles with 13 pass breakups, four interceptions and one fumble recovery in 2018... Also averaged 16.3 yards-per-punt return on 10 returns ... Helped Ventura win Southern California Football Association Championship and was named Defensive Player of the Game after making nine tackles and one pass breakup ... In 2017, his freshman year at Ventura College in California, he was named Junior College Bureau All-American and to the All-State Region III first-team and All-Northern Conference first-team after making 30 tackles with one sack and four interceptions.


PERSONAL

- 👁️ Attended Lucy C. Laney High School in Augusta, Ga.
- 👁️ As a senior, he was named All-Region 4-AA Offensive Player of the Year as a wide receiver and also played defensive back.
- 👁️ Also played basketball.





JUSTIN WATSON



WIDE RECEIVER #84
PENNSYLVANIA

5TH YEAR IN THE NFL

1ST YEAR WITH THE CHIEFS

HEIGHT: 6'2"
WEIGHT: 215 LBS
DRAFTED: FA-22
BIRTHDAY: 4/4/96

- 👁️ Fifth-year wide receiver enters his first season with the Chiefs in 2022.
- 👁️ Originally entered the NFL as a fifth-round pick (144th overall) by the Tampa Bay Buccaneers in the 2018 NFL Draft.

Transactions:

Signed to Future/Reserve with Kansas City (2/5/22) ... Released by the Buccaneers (1/31/22) ... Signed to the Buccaneers' practice squad (1/18/22) ... Released by the Buccaneers (1/15/22) ... Originally entered the NFL as a fifth-round pick (144th overall) by the Tampa Bay Buccaneers in the 2018 NFL Draft.

JUSTIN WATSON'S NFL REGULAR SEASON RUSHING/RECEIVING STATISTICS

DATE	TEAM	GP	GS	RECEIVING					RUSHING				
				NO.	YDS.	AVG.	LG	TD	NO.	YDS.	AVG.	LG	TD
2018	Buccaneers	12	0	1	5	5.0	5	0	0	0	0.0	0	0
2019	Buccaneers	16	2	15	159	10.6	17t	2	0	0	0.0	0	0
2020	Buccaneers	11	2	7	94	13.4	36	0	0	0	0.0	0	0
2021	Buccaneers	1	0	0	0	0.0	0	0	0	0	0.0	0	0
NFL TOTALS		40	4	23	258	11.2	36	2	0	0	0.0	0	0

JUSTIN WATSON'S NFL POSTSEASON RUSHING/RECEIVING STATISTICS

DATE	TEAM	GP	GS	RECEIVING					RUSHING				
				NO.	YDS.	AVG.	LG	TD	NO.	YDS.	AVG.	LG	TD
2020	Buccaneers	1	0	0	0	0.0	0	0	0	0	0.0	0	0
2021	Buccaneers	0	0	0	0	0.0	0	0	0	0	0.0	0	0
NFL TOTALS		1	0	0	0	0.0	0	0	0	0	0.0	0	0

JUSTIN WATSON'S NFL REGULAR SEASON RETURN STATISTICS

DATE	TEAM	KICKOFF RETURNS					PUNT RETURNS					
		RET.	YDS.	AVG.	LG	TD	NO.	FC	YDS.	AVG.	LG	TD
2018	Buccaneers	0	0	0.0	0	0	0	0	0	0.0	0	0
2019	Buccaneers	0	0	0.0	0	0	2	5	3	1.5	7	0
2020	Buccaneers	2	19	9.5	13	0	0	0	0	0.0	0	0
2021	Buccaneers	0	0	0.0	0	0	0	0	0	0.0	0	0
NFL TOTALS		2	19	9.5	13	0	2	5	3	1.5	7	0

JUSTIN WATSON'S NFL POSTSEASON RETURN STATISTICS

DATE	TEAM	KICKOFF RETURNS					PUNT RETURNS					
		RET.	YDS.	AVG.	LG	TD	NO.	FC	YDS.	AVG.	LG	TD
2020	Buccaneers	0	0	0.0	0	0	0	0	0	0.0	0	0
2021	Buccaneers	0	0	0.0	0	0	0	0	0	0.0	0	0
NFL TOTALS		0	0	0.0	0	0	0	0	0	0.0	0	0



SINGLE-GAME HIGHS: RUSHING/RECEIVING

Receptions	5 vs. Houston, Dec 21, 2019 5 vs. Indianapolis, Dec 08, 2019 4 vs. L.A. Chargers, Oct 04, 2020 2 vs. Carolina, Sep 20, 2020 2 vs. Atlanta, Dec 29, 2019 ...1 more at 2.	Longest Kickoff Return	13 at N.Y. Giants, Nov 02, 2020 6 vs. Kansas City, Nov 29, 2020
Receiving Yards	59 vs. Indianapolis, Dec 08, 2019 48 vs. Carolina, Sep 20, 2020 43 vs. Houston, Dec 21, 2019 40 vs. L.A. Chargers, Oct 04, 2020 27 vs. Atlanta, Dec 29, 2019	Fair Catches	3 at Detroit, Dec 15, 2019 2 vs. Indianapolis, Dec 08, 2019
Receiving Average	11.8 vs. Indianapolis, Dec 08, 2019 10.0 vs. L.A. Chargers, Oct 04, 2020 8.6 vs. Houston, Dec 21, 2019	Punt Return Yards	3 vs. Indianapolis, Dec 08, 2019
Longest Receptions	36 vs. Carolina, Sep 20, 2020 17 vs. Atlanta, Dec 29, 2019 17t vs. Indianapolis, Dec 08, 2019 15 vs. L.A. Chargers, Oct 04, 2020 13 vs. Indianapolis, Dec 08, 2019 ...1 more at 13.	Longest Punt Return	7 vs. Indianapolis, Dec 08, 2019
Receiving TDs	1 vs. Houston, Dec 21, 2019 1 vs. Indianapolis, Dec 08, 2019	Punt Returns	2 vs. Indianapolis, Dec 08, 2019 2 at Carolina, Nov 15, 2020 2 at New Orleans, Sep 13, 2020 2 vs. Arizona, Nov 10, 2019 1 vs. L.A. Rams, Nov 23, 2020 ...12 more at 1.
All-Purpose Yards	62 vs. Indianapolis, Dec 08, 2019 48 vs. Carolina, Sep 20, 2020 43 vs. Houston, Dec 21, 2019 40 vs. L.A. Chargers, Oct 04, 2020 27 vs. Atlanta, Dec 29, 2019	Special Teams Tackles	2 at New Orleans, Sep 13, 2020 2 vs. Arizona, Nov 10, 2019 1 vs. L.A. Rams, Nov 23, 2020 ...12 more at 1.
Kickoff Returns	1 vs. Kansas City, Nov 29, 2020 1 at N.Y. Giants, Nov 02, 2020	Most TDs	1 vs. Houston, Dec 21, 2019 1 vs. Indianapolis, Dec 08, 2019
Kickoff Return Yards	13 at N.Y. Giants, Nov 02, 2020 6 vs. Kansas City, Nov 29, 2020		

SINGLE-GAME HIGHS - POSTSEASON: RUSHING/RECEIVING

Special Teams Tackles 1 at Green Bay, Jan 24, 2021

2018 GAME-BY-GAME REGULAR-SEASON STATISTICS (BUCCANEERS)

DATE	OPPONENT	P/S	RECEIVING					RUSHING					W/L	SCORE
			NO.	YDS.	AVG.	LG	TD	NO.	YDS.	AVG.	LG	TD		
09/09	at Saints												W	48-40
09/16	Eagles												W	27-21
09/24	Steelers												L	27-30
09/30	at Bears	P	0	0	0.0	0	0	0	0	0.0	0	0	L	10-48
10/14	at Falcons	P	0	0	0.0	0	0	0	0	0.0	0	0	L	29-34
10/21	Browns	P	0	0	0.0	0	0	0	0	0.0	0	0	W	26-23+
10/28	at Bengals	P	1	5	5.0	5	0	0	0	0.0	0	0	L	34-37
11/04	at Panthers	P	0	0	0.0	0	0	0	0	0.0	0	0	L	28-42
11/11	Redskins	P	0	0	0.0	0	0	0	0	0.0	0	0	L	3-16
11/18	at Giants	P	0	0	0.0	0	0	0	0	0.0	0	0	L	35-38
11/25	49ers	P	0	0	0.0	0	0	0	0	0.0	0	0	W	27-9
12/02	Panthers	P	0	0	0.0	0	0	0	0	0.0	0	0	W	24-17
12/09	Saints	P	0	0	0.0	0	0	0	0	0.0	0	0	L	14-28
12/16	at Ravens	P	0	0	0.0	0	0	0	0	0.0	0	0	L	12-20
12/23	at Cowboys												L	20-27
12/30	Falcons	P	0	0	0.0	0	0	0	0	0.0	0	0	L	32-34
2018 TOTALS		12-0	1	5	5.0	5	0	0	0	0.0	0	0	5-11	

+ - Overtime



2019 GAME-BY-GAME REGULAR-SEASON STATISTICS (BUCCANEERS)

DATE	OPPONENT	P/S	RECEIVING					RUSHING					W/L	SCORE
			NO.	YDS.	AVG.	LG	TD	NO.	YDS.	AVG.	LG	TD		
09/08	49ers	P	0	0	0.0	0	0	0	0	0.0	0	0	L	17-31
09/12	at Panthers	P	0	0	0.0	0	0	0	0	0.0	0	0	W	20-14
09/22	Giants	P	0	0	0.0	0	0	0	0	0.0	0	0	L	31-32
09/29	at Rams	P	1	13	13.0	13	0	0	0	0.0	0	0	W	55-40
10/06	at Saints	P	0	0	0.0	0	0	0	0	0.0	0	0	L	24-31
10/13	Panthers	P	0	0	0.0	0	0	0	0	0.0	0	0	L	26-37
10/27	at Titans	P	0	0	0.0	0	0	0	0	0.0	0	0	L	23-27
11/03	at Seahawks	P	0	0	0.0	0	0	0	0	0.0	0	0	L	34-40+
11/10	Cardinals	P	0	0	0.0	0	0	0	0	0.0	0	0	W	30-27
11/17	Saints	P	0	0	0.0	0	0	0	0	0.0	0	0	L	17-34
11/24	at Falcons	P	0	0	0.0	0	0	0	0	0.0	0	0	W	35-22
12/01	at Jaguars	P	0	0	0.0	0	0	0	0	0.0	0	0	W	28-11
12/08	Colts	P	5	59	11.8	17t	1	0	0	0.0	0	0	W	38-35
12/15	at Lions	P	2	17	8.5	12	0	0	0	0.0	0	0	W	38-17
12/21	Texans	S	5	43	8.6	12	1	0	0	0.0	0	0	L	20-23
12/29	Falcons	S	2	27	13.5	17	0	0	0	0.0	0	0	L	22-28+
2019 TOTALS		16-2	15	159	10.6	17T	2	0	0	0.0	0	0	7-9	

+ - Overtime

2020 GAME-BY-GAME REGULAR-SEASON STATISTICS (BUCCANEERS)

DATE	OPPONENT	P/S	RECEIVING					RUSHING					W/L	SCORE
			NO.	YDS.	AVG.	LG	TD	NO.	YDS.	AVG.	LG	TD		
09/13	at Saints	P	1	6	6.0	6	0	0	0	0.0	0	0	L	23-34
09/20	Panthers	S	2	48	24.0	36	0	0	0	0.0	0	0	W	31-17
09/27	at Broncos						INACTIVE						W	28-10
10/04	Chargers	S	4	40	10.0	15	0	0	0	0.0	0	0	W	38-31
10/08	at Bears						INACTIVE						L	19-20
10/18	Packers	P	0	0	0.0	0	0	0	0	0.0	0	0	W	38-10
10/25	at Raiders	P	0	0	0.0	0	0	0	0	0.0	0	0	W	45-20
11/02	at Giants	P	0	0	0.0	0	0	0	0	0.0	0	0	W	25-23
11/08	Saints						INACTIVE						L	3-38
11/15	at Panthers	P	0	0	0.0	0	0	0	0	0.0	0	0	W	46-23
11/23	Rams	P	0	0	0.0	0	0	0	0	0.0	0	0	L	24-27
11/29	Chiefs	P	0	0	0.0	0	0	0	0	0.0	0	0	L	24-27
12/13	Vikings	P	0	0	0.0	0	0	0	0	0.0	0	0	W	26-14
12/20	at Falcons						INACTIVE						W	31-27
12/26	at Lions						INACTIVE						W	47-7
01/03	Falcons	P	0	0	0.0	0	0	0	0	0.0	0	0	W	44-27
2020 TOTALS		11-2	7	94	13.4	36	0	0	0	0.0	0	0	11-5	

2021 GAME-BY-GAME REGULAR-SEASON STATISTICS (BUCCANEERS)

DATE	OPPONENT	P/S	RECEIVING					RUSHING					W/L	SCORE
			NO.	YDS.	AVG.	LG	TD	NO.	YDS.	AVG.	LG	TD		
09/09	Cowboys												W	31-29
09/19	Falcons												W	48-25
09/26	at Rams												L	24-34
10/03	at Patriots												W	19-17
10/10	Dolphins												W	45-17
10/14	at Eagles												W	28-22
10/24	Bears												W	38-3
10/31	at Saints												L	27-36
11/14	at Football Team												L	19-29
11/22	Giants												W	30-10
11/28	at Colts												W	38-31
12/05	at Falcons												W	30-17
12/12	Bills												W	33-27+
12/19	Saints												L	0-9
12/26	at Panthers												W	32-6
01/02	at Jets												W	28-24
01/09	Panthers												W	41-17
2021 TOTALS		0-0	0	0	0.0	0	0	0	0	0.0	0	0	13-4	

+ - Overtime

2020 GAME-BY-GAME POSTSEASON STATISTICS (BUCCANEERS)

DATE	OPPONENT	P/S	RECEIVING					RUSHING					W/L	SCORE
			NO.	YDS.	AVG.	LG	TD	NO.	YDS.	AVG.	LG	TD		
01/09	at Football Team												W	31-23
01/17	at Saints												W	30-20
01/24	at Packers	P	0	0	0.0	0	0	0	0	0.0	0	0	W	31-26
02/07	Chiefs												W	31-9
2020 TOTALS		1-0	0	0	0.0	0	0	0	0	0.0	0	0	4-0	



2021 GAME-BY-GAME POSTSEASON STATISTICS (BUCCANEERS)


DATE	OPPONENT	P/S	RECEIVING					RUSHING					W/L	SCORE
			NO.	YDS.	AVG.	LG	TD	NO.	YDS.	AVG.	LG	TD		
01/16	Eagles												W	31-15
01/23	Rams												L	27-30
2021 TOTALS		0-0	0	0	0.0	0	0	0	0	0	0.0	0	0	1-1





TERSHAWN WHARTON

DEFENSIVE TACKLE #98
MISSOURI S&T



3RD YEAR IN THE NFL

3RD YEAR WITH THE CHIEFS

HEIGHT: 6'1"
WEIGHT: 280 LBS
DRAFTED: CFA-20
BIRTHDAY: 6/25/98

- Third-year defensive end enters his third season with the Chiefs in 2022.
- Originally entered the NFL as an undrafted free agent with the Chiefs in 2020.

Career Highlights:

- Intercepted a pass from Washington QB Taylor Heinicke (10/17/21). It marks Wharton's first-career interception. It is

the first interception by a Chiefs defensive lineman since DE Frank Clark intercepted Jacksonville QB Gardner Minshew in Week 1 on the 2019 season (9/8/19).

Transactions:

Originally entered the NFL as an undrafted free agent with the Kansas City Chiefs in 2020.

COLLEGE

Spent four seasons (2016-19) at Missouri S&T ... Posted 59 tackles (36 solo), 11.5 tackles for loss, 7.5 sacks, one pass defensed, one forced fumble and two fumble recoveries as a senior ... As a junior, was an All-Super Region 3 selection and named first-team All-GLVC after ranking second in the conference in sacks and tackles for a loss.

PERSONAL

- Landed first-team All-Suburban Central Conference honors at University City High School.
- Led the Lions in tackles with 110, which included 4.0 sacks and an interception.
- Was a three-time all-conference selection and four-time academic scholar at his school.
- Majored in psychology at Missouri S&T.
- Hometown: University City, Mo.

TERSHAWN WHARTON'S NFL REGULAR SEASON DEFENSIVE STATISTICS

DATE	TEAM	GP	GS	TACKLES							INTERCEPTIONS					O. FUMB				ST				MISC			
				TK	S	A	TFL	YDS	SK	YDS	QBH	NO	YDS	LG	TD	PD	FF	FR	TD	YDS	TK	S	A	FF	FR	S	A
2020	Chiefs	16	1	27	14	13	4	13	2.0	13.0	4	0	0	0	0	0	1	1	0	-3	0	0	0	0	0	0	0
2021	Chiefs	17	1	29	13	16	0	0	2.0	18.0	2	1	0	0	1	2	0	0	0	0	0	0	0	0	0	0	
NFL TOTALS		33	2	56	27	29	4	13	4.0	31.0	6	1	0	0	1	3	1	0	-3	0	0	0	0	0	0	0	

TERSHAWN WHARTON'S NFL POSTSEASON DEFENSIVE STATISTICS

DATE	TEAM	GP	GS	TACKLES							INTERCEPTIONS					O. FUMB				ST				MISC		
				TK	S	A	TFL	YDS	SK	YDS	QBH	NO	YDS	LG	TD	PD	FF	FR	TD	YDS	TK	S	A	FF	FR	S
2020	Chiefs	3	0	4	0	4	0	0	0.0	0.0	2	0	0	0	0	0	0	0	0	0	0	0	0	0	0	0
2021	Chiefs	3	0	1	1	0	1	11	1.0	11.0	1	0	0	0	1	0	0	0	0	0	0	0	0	0	0	0
NFL TOTALS		6	0	5	1	4	1	11	1.0	11.0	3	0	0	0	1	0	0	0	0	0	0	0	0	0	0	



2020 GAME-BY-GAME POSTSEASON STATISTICS (CHIEFS)

DATE	OPPONENT	P/S	TACKLES							INTERCEPTIONS					O. FUMB				ST				MISC		SCORE		
			TK	S	A	SK	YDS	TFL	YDS	QBH	NO	YDS	LG	TD	PD	FF	FR	TD	YDS	TK	S	A	FF	FR		S	A
01/17	Browns	P	1	0	1	0.0	0.0	0	0	0	0	0	0	0	0	0	0	0	0	0	0	0	0	0	0	W	22-17
01/24	Bills	P	1	0	1	0.0	0.0	0	0	1	0	0	0	0	0	0	0	0	0	0	0	0	0	0	W	38-24	
02/07	at Buccaneers	P	2	0	2	0.0	0.0	0	0	1	0	0	0	0	0	0	0	0	0	0	0	0	0	0	L	9-31	
2020 TOTALS		3-0	4	0	4	0.0	0.0	0	0	2	0	0	0	0	0	0	0	0	0	0	0	0	0	0	2-1		

2021 GAME-BY-GAME POSTSEASON STATISTICS (CHIEFS)

DATE	OPPONENT	P/S	TACKLES							INTERCEPTIONS					O. FUMB				ST				MISC		SCORE		
			TK	S	A	SK	YDS	TFL	YDS	QBH	NO	YDS	LG	TD	PD	FF	FR	TD	YDS	TK	S	A	FF	FR		S	A
01/16	Steelers	P	1	1	0	1.0	11.0	1	11	1	0	0	0	0	1	0	0	0	0	0	0	0	0	0	0	W	42-21
01/23	Bills	P	0	0	0	0.0	0.0	0	0	0	0	0	0	0	0	0	0	0	0	0	0	0	0	0	W	42-36+	
01/30	Bengals	P	0	0	0	0.0	0.0	0	0	0	0	0	0	0	0	0	0	0	0	0	0	0	0	0	L	24-27+	
2021 TOTALS		3-0	1	1	0	1.0	11.0	1	11	1	0	0	0	0	1	0	0	0	0	0	0	0	0	0	2-1		

+ - Overtime





JOSHUA WILLIAMS

DEFENSIVE BACK #23
FAYETTEVILLE STATE



ROOKIE

HEIGHT: 6'3"
WEIGHT: 193 LBS
DRAFTED: D4-22
BIRTHDAY: 10/17/99

- 👁️ Rookie cornerback enters his first season with the Chiefs in 2022.
- 👁️ Originally entered the NFL as a fourth-round draft pick (135th overall) by the Kansas City Chiefs in the 2022 NFL Draft.

Transactions:

Originally entered the NFL as a fourth-round draft pick (135th overall) by the Kansas City Chiefs in the 2022 NFL Draft.

COLLEGE

Three-year letterwinner at Fayetteville State ... Team did not play the 2020 season due to Covid-19 ... In three seasons, played 28 games, logging 79 tackles (55 solo), including 4.0 (-24.0) tackles for loss, five interceptions with one returned for a touchdown and 22 passes defensed ... Add one punt return TD ... Earned first-team All-Central Intercollegiate Athletic Association honors his senior season.

PERSONAL

- 👁️ Attended Jack Britt High School and spent one season at Palmetto Prep.
- 👁️ A native of Fayetteville, N.C.





JAMES WINCHESTER



LONG SNAPPER #41
OKLAHOMA

8TH YEAR IN THE NFL

8TH YEAR WITH THE CHIEFS

HEIGHT: 6'3"
WEIGHT: 209 LBS
DRAFTED: FA-15
BIRTHDAY: 8/6/89

👁 Eighth-year long snapper enters his eighth season with Kansas City in 2022.

👁 Originally entered the NFL as a free agent with the Philadelphia Eagles in 2013.

Transactions:

Re-signed with Kansas City (11/23/21) ... Signed by Kansas City (3/13/15) ... Released by the Eagles (8/25/13) ... Originally entered the NFL as a free agent with the Philadelphia Eagles (8/12/13).

COLLEGE

Played in 26 games in two seasons (2010-11) at Oklahoma after he was a junior walk-on in 2010 ... Recovered three fumbles in 2010, which tied for the NCAA lead in that category.

PERSONAL

- 👁 Attended Washington High School.
- 👁 Father, Mike, was the punter at OU for two seasons (1984-85).
- 👁 He is a member of the Choctaw Tribe.
- 👁 Majored in human relations at Oklahoma.
- 👁 Hometown: Washington, Okla.

JAMES WINCHESTER'S NFL REGULAR SEASON STATISTICS

DATE	TEAM	GP
2015	Chiefs	16
2016	Chiefs	16
2017	Chiefs	16
2018	Chiefs	16
2019	Chiefs	16
2020	Chiefs	16
2021	Chiefs	17
NFL TOTALS		113

JAMES WINCHESTER'S NFL POSTSEASON STATISTICS

DATE	TEAM	GP
2015	Chiefs	2
2016	Chiefs	1
2017	Chiefs	1
2018	Chiefs	2
2019	Chiefs	3
2020	Chiefs	3
2021	Chiefs	3
NFL TOTALS		15



2015 GAME-BY-GAME REGULAR-SEASON STATISTICS (CHIEFS)

DATE	OPPONENT		W/L	SCORE
09/13	at Texans	P	W	27-20
09/17	Broncos	P	L	24-31
09/28	at Packers	P	L	28-38
10/04	at Bengals	P	L	21-36
10/11	Bears	P	L	17-18
10/18	at Vikings	P	L	10-16
10/25	Steelers	P	W	23-13
11/01	Lions	P	W	45-10
11/15	at Broncos	P	W	29-13
11/22	at Chargers	P	W	33-3
11/29	Bills	P	W	30-22
12/06	at Raiders	P	W	34-20
12/13	Chargers	P	W	10-3
12/20	at Ravens	P	W	34-14
12/27	Browns	P	W	17-13
01/03	Raiders	P	W	23-17
2015 TOTALS		16	11-5	

2016 GAME-BY-GAME REGULAR-SEASON STATISTICS (CHIEFS)

DATE	OPPONENT		W/L	SCORE
09/11	Chargers	P	W	33-27+
09/18	at Texans	P	L	12-19
09/25	Jets	P	W	24-3
10/02	at Steelers	P	L	14-43
10/16	at Raiders	P	W	26-10
10/23	Saints	P	W	27-21
10/30	at Colts	P	W	30-14
11/06	Jaguars	P	W	19-14
11/13	at Panthers	P	W	20-17
11/20	Buccaneers	P	L	17-19
11/27	at Broncos	P	W	30-27+
12/04	at Falcons	P	W	29-28
12/08	Raiders	P	W	21-13
12/18	Titans	P	L	17-19
12/25	Broncos	P	W	33-10
01/01	at Chargers	P	W	37-27
2016 TOTALS		16	12-4	

+ - Overtime

2017 GAME-BY-GAME REGULAR-SEASON STATISTICS (CHIEFS)

DATE	OPPONENT		W/L	SCORE
09/07	at Patriots	P	W	42-27
09/17	Eagles	P	W	27-20
09/24	at Chargers	P	W	24-10
10/02	Redskins	P	W	29-20
10/08	at Texans	P	W	42-34
10/15	Steelers	P	L	13-19
10/19	at Raiders	P	L	30-31
10/30	Broncos	P	W	29-19
11/05	at Cowboys	P	L	17-28
11/19	at Giants	P	L	9-12+
11/26	Bills	P	L	10-16
12/03	at Jets	P	L	31-38
12/10	Raiders	P	W	26-15
12/16	Chargers	P	W	30-13
12/24	Dolphins	P	W	29-13
12/31	at Broncos	P	W	27-24
2017 TOTALS		16	10-6	

+ - Overtime

2018 GAME-BY-GAME REGULAR-SEASON STATISTICS (CHIEFS)

DATE	OPPONENT		W/L	SCORE
09/09	at Chargers	P	W	38-28
09/16	at Steelers	P	W	42-37
09/23	49ers	P	W	38-27
10/01	at Broncos	P	W	27-23
10/07	Jaguars	P	W	30-14
10/14	at Patriots	P	L	40-43
10/21	Bengals	P	W	45-10
10/28	Broncos	P	W	30-23
11/04	at Browns	P	W	37-21
11/11	Cardinals	P	W	26-14
11/19	at Rams	P	L	51-54
12/02	at Raiders	P	W	40-33
12/09	Ravens	P	W	27-24+
12/13	Chargers	P	L	28-29
12/23	at Seahawks	P	L	31-38
12/30	Raiders	P	W	35-3
2018 TOTALS		16	12-4	

+ - Overtime

2019 GAME-BY-GAME REGULAR-SEASON STATISTICS (CHIEFS)

DATE	OPPONENT		W/L	SCORE
09/08	at Jaguars	P	W	40-26
09/15	at Raiders	P	W	28-10
09/22	Ravens	P	W	33-28
09/29	at Lions	P	W	34-30
10/06	Colts	P	L	13-19
10/13	Texans	P	L	24-31
10/17	at Broncos	P	W	30-6
10/27	Packers	P	L	24-31
11/03	Vikings	P	W	26-23
11/10	at Titans	P	L	32-35
11/18	at Chargers	P	W	24-17
12/01	Raiders	P	W	40-9
12/08	at Patriots	P	W	23-16
12/15	Broncos	P	W	23-3
12/22	at Bears	P	W	26-3
12/29	Chargers	P	W	31-21
2019 TOTALS		16	12-4	

2020 GAME-BY-GAME REGULAR-SEASON STATISTICS (CHIEFS)

DATE	OPPONENT		W/L	SCORE
09/10	Texans	P	W	34-20
09/20	at Chargers	P	W	23-20+
09/28	at Ravens	P	W	34-20
10/05	Patriots	P	W	26-10
10/11	Raiders	P	L	32-40
10/19	at Bills	P	W	26-17
10/25	at Broncos	P	W	43-16
11/01	Jets	P	W	35-9
11/08	Panthers	P	W	33-31
11/22	at Raiders	P	W	35-31
11/29	at Buccaneers	P	W	27-24
12/06	Broncos	P	W	22-16
12/13	at Dolphins	P	W	33-27
12/20	at Saints	P	W	32-29
12/27	Falcons	P	W	17-14
01/03	Chargers	P	L	21-38
2020 TOTALS		16	14-2	

+ - Overtime

2021 GAME-BY-GAME REGULAR-SEASON STATISTICS (CHIEFS)

DATE	OPPONENT		W/L	SCORE
09/12	Browns	P	W	33-29
09/19	at Ravens	P	L	35-36
09/26	Chargers	P	L	24-30
10/03	at Eagles	P	W	42-30
10/10	Bills	P	L	20-38
10/17	at Football Team	P	W	31-13
10/24	at Titans	P	L	3-27
11/01	Giants	P	W	20-17
11/07	Packers	P	W	13-7
11/14	at Raiders	P	W	41-14
11/21	Cowboys	P	W	19-9
12/05	Broncos	P	W	22-9
12/12	Raiders	P	W	48-9
12/16	at Chargers	P	W	34-28+
12/26	Steelers	P	W	36-10
01/02	at Bengals	P	L	31-34
01/08	at Broncos	P	W	28-24
2021 TOTALS		17	12-5	

+ - Overtime

2015 GAME-BY-GAME POSTSEASON STATISTICS (CHIEFS)

DATE	OPPONENT		W/L	SCORE
01/09	at Texans	P	W	30-0
01/16	at Patriots	P	L	20-27
2015 TOTALS		2	1-1	

2016 GAME-BY-GAME POSTSEASON STATISTICS (CHIEFS)

DATE	OPPONENT		W/L	SCORE
01/15	Steelers	P	L	16-18
2016 TOTALS		1	0-1	

2017 GAME-BY-GAME POSTSEASON STATISTICS (CHIEFS)

DATE	OPPONENT		W/L	SCORE
01/06	Titans	P	L	21-22
2017 TOTALS		1	0-1	

2018 GAME-BY-GAME POSTSEASON STATISTICS (CHIEFS)

DATE	OPPONENT		W/L	SCORE
01/12	Colts	P	W	31-13
01/20	Patriots	P	L	31-37+
2018 TOTALS		2	1-1	

+ - Overtime

2019 GAME-BY-GAME POSTSEASON STATISTICS (CHIEFS)

DATE	OPPONENT		W/L	SCORE
01/12	Texans	P	W	51-31
01/19	Titans	P	W	35-24
02/02	49ers	P	W	31-20
2019 TOTALS		3	3-0	

2020 GAME-BY-GAME POSTSEASON STATISTICS (CHIEFS)

DATE	OPPONENT		W/L	SCORE
01/17	Browns	P	W	22-17
01/24	Bills	P	W	38-24
02/07	at Buccaneers	P	L	9-31
2020 TOTALS		3	2-1	

2021 GAME-BY-GAME POSTSEASON STATISTICS (CHIEFS)

DATE	OPPONENT		W/L	SCORE
01/16	Steelers	P	W	42-21
01/23	Bills	P	W	42-36+
01/30	Bengals	P	L	24-27+
2021 TOTALS		3	2-1	

+ - Overtime



ANDREW WYLIE



GUARD #77
EASTERN MICHIGAN

5TH YEAR IN THE NFL

5TH YEAR WITH THE CHIEFS

HEIGHT: 6'5"
WEIGHT: 304 LBS
DRAFTED: FA-17
BIRTHDAY: 8/19/94

👁 Fifth-year tackle enters his fifth season with the Chiefs in 2022.

👁 Originally entered the NFL as an undrafted free agent with the Indianapolis Colts.

Honors:

👁 2018 Mack Lee Hill Award winner.

Transactions:

Signed with Kansas City (3/17/22) ... Re-signed with Kansas City (5/11/21) ... Signed by Kansas City (1/8/18) ... Signed to Kansas City's practice squad (12/29/17) ... Released by the Chargers (12/27/17) ... Signed to the Chargers' practice squad (12/19/17) ... Released by the Browns (12/15/17) ... Signed to the Browns' practice squad (10/9/17) ... Released by the Colts (9/26/17) ... Signed to the Colts' practice squad (9/4/17) ... Released by the Colts (9/2/17) ... Originally entered the NFL as an undrafted free agent with the Indianapolis Colts in 2017.

COLLEGE

Appeared in 47 games (46 starts) on the offensive line for Eastern Michigan ... His 46 starts ranked fourth all-time in school history and his 47 appearances are tied for 12th all-time ... Started all 13 games at right tackle in 2016 and earned third-team All-MAC honors after blocking for an offense that averaged 29.6 points per game, 455.2 yards per game, 159.1 rushing yards per game and 296.1 passing yards per game ... Was part of a 2016 team that recorded a 7-6 record and reached the Bahamas Bowl, the school's first bowl game since 1987.

PERSONAL

- 👁 Started for three years at Midland (Mich.) High School and led the Midland High offensive line that rushed for 2,200 yards and a 9-2 record.
- 👁 Named to the All-Saginaw Valley League first-team and to The Daily News All-Area first-team as a senior.
- 👁 Named to the All-Saginaw Valley League second-team and to The Daily News All-Area first-team as a junior.
- 👁 Was a Division 1-2 All-State honorable mention selection.
- 👁 Also an outstanding performer on the basketball team.
- 👁 Majored in communications at Eastern Michigan.
- 👁 Hometown: Midland, Mich.
- 👁 Last name pronounced: WHY-lee.

ANDREW WYLIE'S NFL REGULAR SEASON STATISTICS

DATE	TEAM	GP	GS
2017	Colts	0	0
Went from Indianapolis to Cleveland .			
2017	Browns	0	0
Went from Cleveland to L.A. Chargers .			
2017	Chargers	0	0
Went from L.A. Chargers to Kansas City .			
2017	Chiefs	0	0
2017	TOTAL	0	0
2018	Chiefs	16	10
2019	Chiefs	11	11
2020	Chiefs	14	14
2021	Chiefs	13	7
NFL TOTALS		54	42



ANDREW WYLIE'S NFL POSTSEASON STATISTICS

DATE	TEAM	GP	GS
2017	Chiefs	0	0
2018	Chiefs	2	2
2019	Chiefs	0	0
2020	Chiefs	3	3
2021	Chiefs	3	3
NFL TOTALS		8	8

2017 GAME-BY-GAME REGULAR-SEASON STATISTICS
(COLTS/BROWNS/CHARGERS/CHIEFS)

DATE	OPPONENT	P/S		W/L	SCORE
09/10	at Rams		PRACTICE SQUAD	L	9-46
09/17	Cardinals		PRACTICE SQUAD	L	13-16+
09/24	Browns		PRACTICE SQUAD	W	31-28
10/01	at Seahawks		NOT ON ROSTER	L	18-46
10/08	49ers		NOT ON ROSTER	W	26-23+
			Went from Colts to Browns .		
10/15	at Texans		PRACTICE SQUAD	L	17-33
10/22	Titans		PRACTICE SQUAD	L	9-12+
10/29	Vikings		PRACTICE SQUAD	L	16-33
11/12	at Lions		PRACTICE SQUAD	L	24-38
11/19	Jaguars		PRACTICE SQUAD	L	7-19
11/26	at Bengals		PRACTICE SQUAD	L	16-30
12/03	at Chargers		PRACTICE SQUAD	L	10-19
12/10	Packers		PRACTICE SQUAD	L	21-27+
12/17	Ravens		NOT ON ROSTER	L	10-27
			Went from Browns to Chargers .		
12/24	at Jets		PRACTICE SQUAD	W	14-7
			Went from Chargers to Chiefs .		
12/31	at Broncos		PRACTICE SQUAD	W	27-24
2017 TOTALS		0-0		4-12	

+ - Overtime

2018 GAME-BY-GAME REGULAR-SEASON STATISTICS (CHIEFS)

DATE	OPPONENT	P/S		W/L	SCORE
09/09	at Chargers	P		W	38-28
09/16	at Steelers	P		W	42-37
09/23	49ers	P		W	38-27
10/01	at Broncos	P		W	27-23
10/07	Jaguars	P		W	30-14
10/14	at Patriots	P		L	40-43
10/21	Bengals	S		W	45-10
10/28	Broncos	S		W	30-23
11/04	at Browns	S		W	37-21
11/11	Cardinals	S		W	26-14
11/19	at Rams	S		L	51-54
12/02	at Raiders	S		W	40-33
12/09	Ravens	S		W	27-24+
12/13	Chargers	S		L	28-29
12/23	at Seahawks	S		L	31-38
12/30	Raiders	S		W	35-3
2018 TOTALS		16-10		12-4	

+ - Overtime



2019 GAME-BY-GAME REGULAR-SEASON STATISTICS (CHIEFS)

DATE	OPPONENT	P/S		W/L	SCORE
09/08	at Jaguars	S		W	40-26
09/15	at Raiders	S		W	28-10
09/22	Ravens	S		W	33-28
09/29	at Lions	S		W	34-30
10/06	Colts	S		L	13-19
10/13	Texans		INACTIVE	L	24-31
10/17	at Broncos		INACTIVE	W	30-6
10/27	Packers		INACTIVE	L	24-31
11/03	Vikings	S		W	26-23
11/10	at Titans	S		L	32-35
11/18	at Chargers	S		W	24-17
12/01	Raiders	S		W	40-9
12/08	at Patriots	S		W	23-16
12/15	Broncos	S		W	23-3
12/22	at Bears		INACTIVE	W	26-3
12/29	Chargers		INACTIVE	W	31-21
2019 TOTALS		11-11		12-4	

2020 GAME-BY-GAME REGULAR-SEASON STATISTICS (CHIEFS)

DATE	OPPONENT	P/S		W/L	SCORE
09/10	Texans	S		W	34-20
09/20	at Chargers	S		W	23-20+
09/28	at Ravens		INACTIVE	W	34-20
10/05	Patriots	S		W	26-10
10/11	Raiders	S		L	32-40
10/19	at Bills	S		W	26-17
10/25	at Broncos	S		W	43-16
11/01	Jets	S		W	35-9
11/08	Panthers	S		W	33-31
11/22	at Raiders	S		W	35-31
11/29	at Buccaneers	S		W	27-24
12/06	Broncos	S		W	22-16
12/13	at Dolphins	S		W	33-27
12/20	at Saints	S		W	32-29
12/27	Falcons	S		W	17-14
01/03	Chargers		DID NOT PLAY	L	21-38
2020 TOTALS		14-14		14-2	

+ - Overtime

2021 GAME-BY-GAME REGULAR-SEASON STATISTICS (CHIEFS)

DATE	OPPONENT	P/S		W/L	SCORE
09/12	Browns		DID NOT PLAY	W	33-29
09/19	at Ravens		DID NOT PLAY	L	35-36
09/26	Chargers		DID NOT PLAY	L	24-30
10/03	at Eagles		DID NOT PLAY	W	42-30
10/10	Bills	P		L	20-38
10/17	at Football Team	P		W	31-13
10/24	at Titans	P		L	3-27
11/01	Giants	P		W	20-17
11/07	Packers	P		W	13-7
11/14	at Raiders	S		W	41-14
11/21	Cowboys	S		W	19-9
12/05	Broncos	S		W	22-9
12/12	Raiders	S		W	48-9
12/16	at Chargers	P		W	34-28+
12/26	Steelers	S		W	36-10
01/02	at Bengals	S		L	31-34
01/08	at Broncos	S		W	28-24
2021 TOTALS		13-7		12-5	

+ - Overtime

2017 GAME-BY-GAME POSTSEASON STATISTICS (CHIEFS)

DATE	OPPONENT	P/S		W/L	SCORE
01/06	Titans		PRACTICE SQUAD	L	21-22
2017 TOTALS		0-0		0-1	

2018 GAME-BY-GAME POSTSEASON STATISTICS (CHIEFS)

DATE	OPPONENT	P/S		W/L	SCORE
01/12	Colts	S		W	31-13
01/20	Patriots	S		L	31-37+
2018 TOTALS		2-2		1-1	

+ - Overtime

2019 GAME-BY-GAME POSTSEASON STATISTICS (CHIEFS)

DATE	OPPONENT	P/S		W/L	SCORE
01/12	Texans		INACTIVE	W	51-31
01/19	Titans		INACTIVE	W	35-24
02/02	49ers		INACTIVE	W	31-20
2019 TOTALS		0-0		3-0	

2020 GAME-BY-GAME POSTSEASON STATISTICS (CHIEFS)

DATE	OPPONENT	P/S		W/L	SCORE
01/17	Browns	S		W	22-17
01/24	Bills	S		W	38-24
02/07	at Buccaneers	S		L	9-31
2020 TOTALS		3-3		2-1	

2021 GAME-BY-GAME POSTSEASON STATISTICS (CHIEFS)

DATE	OPPONENT	P/S		W/L	SCORE
01/16	Steelers	S		W	42-21
01/23	Bills	S		W	42-36+
01/30	Bengals	S		L	24-27+
2021 TOTALS		3-3		2-1	

+ - Overtime



HISTORY



CHIEFS HISTORY

AFL ORIGINS

1958 — Lamar Hunt's efforts to acquire an expansion NFL franchise for his hometown of Dallas were rebuked by the league. However, his desire to secure a professional football franchise was further heightened after watching the historic '58 NFL Championship Game between the Baltimore Colts and the N.Y. Giants, which later became known as "The Greatest Game Ever Played."

1959 — After another attempt at landing an NFL expansion franchise for Dallas was spurned, NFL officials suggested that Hunt contact the Wolfner family, owners of the Chicago Cardinals franchise. Violet Bidwell Wolfner, mother of current Cardinals owner William Bidwell, and her husband Walter eventually agreed to sell Hunt 20 percent of the Cardinals franchise. Hunt declined the opportunity. He then conceived the concept of forming a second league. "Why wouldn't a second league work?" Hunt recalled. "There was an American and National League in baseball, why not football?" Hunt contacted several other individuals who had expressed interest in the Cardinals franchise — Bud Adams (Houston), Bob Howsam (Denver), Max Winter and Bill Boyer (Minneapolis) — and gauged their interest in forming a second league. Adams quickly signed on and the young league, albeit still very much in its infancy stages, already had its first rivalry.

With four teams in the ranks including Hunt's Dallas franchise, he sought franchises in New York and Los Angeles. Before ownership in those cities was secured, Hunt sought the NFL's blessing for his endeavor, hoping that NFL Commissioner Bert Bell would oversee both leagues. "I told myself I didn't want to go into this if it meant some kind of battle," Hunt remembered. "Of course, this was one of the more naive thoughts in the history of pro sports." Although the NFL wanted no part of Hunt's new league, Hunt gave his blessing

for Bell to mention it in the course of his testimony before a Congressional committee on July 28th. "At that point, no one had put up a penny, and I had no commitments from New York or Los Angeles," Hunt continued. "But Bert Bell had announced it. We were in



business."

Within weeks, Barron Hilton (Los Angeles) and Harry Wismer (New York) agreed to enter the six-team league. On August 14th, the first meeting of the new league was held in Chicago. Charter memberships were issued to six original cities — Dallas, New York, Houston, Denver, Los Angeles and Minneapolis. The league was officially christened the American Football League on August 22nd. Ralph Wilson (Buffalo) was awarded the league's seventh franchise on October 28th and William Sullivan (Boston) became the

league's eighth owner on November 23rd, the date of the inaugural AFL draft, which lasted 33 rounds. All eight original owners agreed to contribute \$25,000 and to post a performance bond of \$100,000. "Before there was a player, coach or general manager in the league, there was Lamar Hunt," said Sullivan. "Hunt was the cornerstone, the integrity of the league. Without him, there would have been no AFL."

In November, the league nearly disbanded before it even played a single game. Winter announced that he was withdrawing from the league to accept an NFL franchise for Minneapolis. The NFL now envisioned an expansion franchise for Dallas, as well, but Hunt declined that offer. "It (the AFL) was so important to me," Hunt said. "I had a lot of money in it, a lot invested in it. Emotionally, I spent a lot of time, effort and energy on it. I felt an obligation. A guy like Billy Sullivan had everything he had in it. It wouldn't have been the right thing to do."

The AFL forged forward as former World War II hero and two-term South Dakota governor Joe Foss was named commissioner on November 30th. A second, 20-round AFL draft was held on December 2nd. Hunt pursued both legendary University of Oklahoma coach Bud Wilkinson and N.Y. Giants defensive assistant Tom Landry to lead his Texans franchise. Wilkinson opted

THE FOOLISH CLUB

The whole idea of the AFL seemed so far-fetched, the eight team owners were whimsically named "The Foolish Club." Lamar Hunt credited Wayne Valley of the Oakland ownership group for coining that moniker. "I was an amateur photographer and had taken some color pictures of the '64 season," Hunt explained. "I sent out a montage as Christmas gifts one year. At the top was the hand-lettered phrase, The Foolish Club." Both the name and the league would stick.



The American Football League Owners, 1961 — Seated from left: K.S. "Bud" Adams (Houston), Joe Foss (AFL Commissioner). Standing from left: Bill Sullivan (Boston), Cal Kunz (Denver), Ralph Wilson (Buffalo), Lamar Hunt (Dallas), Harry Wismer (New York), Wayne Valley (Oakland), Barron Hilton (San Diego).

to stay at Oklahoma, while Landry was destined to coach the NFL's franchise in Dallas. Hunt settled on a relatively unknown assistant coach from the University of Miami (Florida), Hank Stram. "One of the biggest reasons I hired Hank was that he really wanted the job," Hunt explained. "It turned out to be a very lucky selection on my part."

1960 — Hunt was elected President of the AFL on January 26th. Minneapolis officially withdrew from the AFL on January 27th. An ownership group from

Dallas was awarded an expansion NFL franchise on January 28th to begin play that season in direct competition with the Texans. That same day, AFL owners approved the two-point conversion rule which was utilized for the AFL's 10-year existence, a rule that wouldn't resurface in the NFL for 34 more years. On January 30th, Oakland replaced Minneapolis as the eighth AFL outpost. In another ironic twist, the Chicago Cardinals franchise, which Hunt had attempted to purchase a year earlier, received permission from the NFL to transfer to St. Louis on March 13th. Perhaps the most important moment in the AFL's formative years came on June 9th when the league signed a five-year television contract with ABC that paid each club \$112,000 during the '60 season.

The Texans set up offices in the Mercantile Securities Building, while Foss headquartered the AFL offices out of Dallas, as well. The Texans shared the Cotton Bowl for three seasons with the NFL's Cowboys. Reserved seats were \$4, general admission \$2 and high school students paid \$.90 that initial season. Don Rossi served as the team's General Manager until November when he was succeeded by Jack Steadman. The Texans conducted their inaugural training camp at the New Mexico Military Institute in Roswell, N.M. The club embarked on a whirlwind preseason barnstorming tour that featured road games in Oakland, Tulsa, Boston, Abilene and Little Rock. An announced crowd of 51,000 at the Cotton Bowl witnessed a 24-3 victory vs. Houston (9/2) as the club concluded a perfect 6-0 preseason record.

The initial regular season victory in team history came by a 34-16 count at Oakland (9/16) thanks to 88 rushing yards, a TD and two FGs from FB Jack Spikes (TCU). In addition to Spikes, the Texans also had a strong home-state identity with QB Cotton Davidson (Baylor), LB Sherrill Headrick (TCU) and RB Abner Haynes (North Texas State). Haynes led the league with 875 rushing yards and nine TDs, as well as combined net yards (2,100) and punt return average (15.4). Haynes' combined net yardage mark remained a franchise record until 2001. Thanks to Haynes, the Texans had a flashy, high-scoring club, which finished the year at 8-6 as three close losses kept the squad from challenging for the division title. The Texans averaged 24,500 for their home games, the highest average attendance in the league.

1961 — Don Klosterman joined the franchise as Director of Player Personnel and a wealth of college talent was infused into the franchise's veins. The Texans and the NFL's Dallas Cowboys both drafted LB E.J. Holub (Texas Tech), described by many scouts as "the best football player in America." Holub decided to play for



Stram

the Texans, joining three future Chiefs Hall of Famers – DT/DE Jerry Mays (SMU), TE Fred Arbanas (Michigan State) and T Jim Tyrer (Ohio State) – as part of the club's draft class. The club moved its training camp to Hunt's alma mater of SMU and started the regular season at 3-1 before hitting a six-game losing skid, the longest such streak of Stram's tenure with the franchise. One of those losses was a 28-21 decision in a Friday night contest at Boston (11/3) which featured a bizarre ending as a raincoat-clad fan knocked down a potential game-tying TD from Davidson to Chris Burford on the game's final play. The team rebounded to claim wins in three of its final four contests to finish 6-8, marking the club's second straight finish behind the Chargers in the AFL West standings.



**LENNY
THE
COOL**

A pivotal moment in franchise history took place on July 2, 1962 when Hank Stram signed free agent QB Len Dawson. Dawson entered the NFL as a first-round draft pick of Pittsburgh in '57, but was waived by Cleveland on June 12th. After spending five uneventful years in the NFL with the Steelers and Browns, Dawson received his final shot at pro football redemption from Stram. Convinced that Dawson was the man to lead the franchise on the field, the only trade personally orchestrated by Lamar Hunt in team history occurred after the season's first game when the Chiefs sent QB Cotton Davidson to Oakland in exchange for the Raiders first-round pick in '63, a pick that was used to select Hall of Fame DT Buck Buchanan with the first overall selection. As for Dawson, he didn't disappoint in '62, throwing 29 TD passes to earn AFL Player of the Year honors.

of 77:54, the game still stands as the second-longest contest in pro football history as the franchise claimed its first of three AFL titles.



GOIN' TO KANSAS CITY

1963 — Despite the Texans championship season in '62, the Dallas market simply could not sustain

two professional football franchises. Kansas City Mayor H. Roe Bartle learned of Hunt's interest in a new home for the Texans and extended an invitation for Hunt and Jack Steadman to move the franchise to Mid-America. After the duo visited Kansas City on an incognito basis, an ambitious campaign took shape to deliver on Bartle's guarantee to Hunt of tripling the season-ticket base the Texans had enjoyed in Dallas. Kansas City's mayor, nicknamed "The Chief," also promised to add 3,000 permanent seats to Municipal Stadium, as well as 11,000 temporary bleacher seats. Along with Bartle, a number of other prominent Kansas Citians stepped forward to aid in the efforts, putting together more than 1,000 workers to sell season tickets. On May 22nd, Hunt announced he was moving the franchise to Kansas City. Hunt and Stram jested at one point about calling the relocated team the Kansas City Texans, but thanks to the insistence of Steadman and a "name-

the-team” contest, the Chiefs were officially christened on May 26th, in part to honor the efforts of Bartle. During their inaugural season in Kansas City, the Chiefs charged \$7 for box seats and \$6 for reserved seats at Municipal Stadium.



Three highly-touted draft choices began their tenures with the club in '63. Hunt's trade of Davidson landed the number one overall selection in the AFL Draft, which Kansas City used to select Hall of Fame DT Buck Buchanan (Grambling). Ironically, the Raiders would later draft Hall of Fame G Gene Upshaw in '67 for the express purpose of blocking Buchanan. The Chiefs tabbed G Ed Budde (Michigan State) with their own number one selection, while stealing another future Hall of Fame inductee, LB Bobby Bell (Minnesota) in the seventh round. Buchanan, Budde and Bell all became starters on their way to a combined 526 games with the team. The first appearance of the Chiefs in Municipal Stadium attracted just 5,721 fans for a 17-13 preseason victory vs. Buffalo (8/9). Tragedy struck the club when rookie RB Stone Johnson (Grambling), who was a sprinter in the '60 Olympics in Rome, suffered a fractured vertebra in his neck in a preseason game vs. Houston (8/30) in Wichita, Kan. He died 10 days later on September 8th and his jersey number 33 was subsequently retired. Kansas City opened the regular season with a 59-7 victory at Denver (9/7), a contest that remains the highest-scoring effort in team history. On October 1st, the club moved into its new Swope Park practice facility on East 63rd Street, where the team's headquarters remained until the opening of Arrowhead Stadium in '72. The Chiefs managed just one win and two ties in their next nine games before racking up three consecutive wins to close the year at 5-7-2.



1964 — On January 29th, the AFL and NBC signed a landmark five-year, \$36-million television contract beginning with the '65 season. The Chiefs began the year with a 2-1 mark before dropping three consecutive games as several of the team's best players, including LB E.J. Holub, TE Fred Arbanas and S Johnny Robinson, missed numerous games with injuries. Arbanas missed the final two games of the year after undergoing surgery to his left eye, in which he suffered almost total loss of vision. RB Mack Lee Hill (Southern), who signed with the club as a rookie free agent and received a \$300 signing bonus, muscled his way into the starting lineup and earned a spot in the AFL All-Star Game. The club finished the season with two consecutive wins to close the season at 7-7, finishing second in the AFL West behind San Diego (8-5-1). An average of 18,126 fans attended each home game at Municipal Stadium, prompting talks at the AFL owners' meeting about the future of the franchise in Kansas City.

BIDDING WARS, MERGER TALKS & GLORY DAYS

1965 — The AFL and NFL had been openly competing for talent for years, but that bidding war for players heated up

for the Chiefs in '65. Kansas City made RB Gale Sayers (Kansas) their first-round draft pick, but Sayers eventually signed with the Chicago Bears.

The club suffered a devastating blow when RB Mack Lee Hill suffered torn ligaments in his right knee in the next-to-last regular season game of the year at Buffalo (12/12). Following what was expected to be a routine surgery on December 14th at Menorah Hospital in Kansas City, Hill died from what was termed “a sudden and massive embolism.” Hunt called Hill's death “the worst shock possible.” Beginning the following year, the club annually bestowed the Mack Lee Hill Award on its top rookie or first-year performer in honor of this fallen young star. Just days after Hill's unexpected death, the mourning Chiefs defeated Denver (12/19) to finish the year with a 7-5-2 record.


1966 — The escalation in player salaries paid by the two leagues eventually led to a series of clandestine meetings between Hunt and Tex Schramm of the Cowboys that began in April at Love Field in Dallas. While merger groundwork was being laid, the Chiefs engaged in more subterfuge during the '66 draft. DE Aaron Brown (Minnesota) was highly coveted by many clubs, including the NFL's Steelers. The Steelers couldn't locate Brown on draft day since he was already aboard a flight with Hunt, who carried out the first mid-air signing in team history. Despite being drafted in the 20th round of the AFL Draft, the Chiefs signed Heisman Trophy RB Mike Garrett (USC) who earned AFL Rookie of the Year honors. Plans for the AFL-NFL merger were officially announced by NFL Commissioner Pete Rozelle on June 8th. The Chiefs started the season at 3-0, including a 32-10 win at Oakland (9/18) in the first contest played at the Oakland-Alameda County Coliseum. A crowd of 43,885 attended the Chiefs home opener vs. defending AFL Champion Buffalo (10/2), the largest ever to witness a sports event in Kansas City at the time. The Chiefs dropped a 29-14 decision to the Bills, but after the contest, Stram and Buffalo Head Coach Joe Collier negotiated a trade in the middle of the field. Kansas City got K Mike Mercer for a fifth-round pick, solidifying one of the few weaknesses on the squad. Dawson led the league in passing, while Taylor became the

first 1,000-yard receiver in franchise history, registering 1,297 yards. The Chiefs finished three games in front of Oakland to claim an AFL West title with an 11-2-1 record, setting the stage for the franchise's second trip to the AFL Championship Game.

1967 — Using a dazzling I-formation offense and a smothering defense, the Chiefs claimed a dominating 31-7 victory in the AFL title game at Buffalo (1/1) on the same day that future Chiefs star Derrick Vincent Thomas was born in Miami, Fla. That victory propelled Kansas City to the first AFL-NFL World Championship Game, later renamed Super Bowl I. The term “Super Bowl” was coined by Hunt during a committee meeting, inspired by a “Super Ball” owned by each of his three children. Although not officially

THE OTIS ACQUISITION

One of the more colorful tales in franchise lore transpired days before the '65 draft. The Cowboys had WR Otis Taylor (Prairie View A&M) sequestered at the Continental Hotel in Dallas. Chiefs scout Lloyd Wells, who was instrumental in the signing of many key players during the '60s, thought he had Taylor's services secured for the Chiefs when he learned of the Cowboys chicanery. After ascertaining the receiver's location from Taylor's mother, Wells posed as a reporter from Ebony magazine and slipped his phone number to Taylor unbeknownst to a Cowboys “bodyguard” watching Taylor's hotel door. At 3:00 AM one of the greatest “escapes” in franchise history was consummated as the receiver climbed out a bathroom window and into an awaiting Cadillac. Taylor and Wells boarded a flight for Kansas City later that morning and Taylor, with a shiny new vehicle in his possession, was subsequently drafted by the Chiefs in the fourth round, beginning an illustrious Kansas City career.



adopted until the third such AFL-NFL World Championship Game, the name Super Bowl was seized upon by the media and quickly became a part of the worldwide sports lexicon. At the Los Angeles Memorial Coliseum, the Chiefs met Vince Lombardi's powerful Green Bay Packers (1/15). The Chiefs played the Packers close for a half, trailing 14-10, but Green Bay took control in the final two quarters, winning the game by a score of 35-10.

The club's special teams got a boost with the addition of K Jan Stenerud (Montana State), who originally enrolled in school on a skiing scholarship, and KR Noland "Super Gnat" Smith (Tennessee State). Interest in the team skyrocketed, forcing an increase in seating capacity at Municipal Stadium from 40,000 to 47,000. In June, Jackson County voters approved a \$43 million bond issue for construction of The Truman Sports Complex.



The first contest between AFL and NFL teams in Kansas City resulted in a commanding 66-24 Chiefs victory vs. Chicago at Municipal Stadium (8/23). Injuries again hit the club hard during the regular season as the Chiefs clawed their way to a 9-5 record.

1968 — A debate raged in Kansas City whether the club's new stadium should be built downtown or at a "remote" location. A location in Eastern Jackson County was chosen as the site and groundbreaking ceremonies took place in July with plans calling for a unique "rolling roof" design. The '68 Chiefs boasted one of the finest defenses ever assembled by the club, allowing a franchise-low 170 points (12.1 ppg). The nucleus of the defensive unit was clearly in its prime, producing six AFL All-Stars, including all three of the squad's linebackers. Offensively, Dawson led the AFL in passing for the fourth time. The Chiefs began the season with a 7-1 record and rattled off five straight victories to close the regular season at 12-2, sharing the AFL West crown with the Raiders and setting up an AFL Western Division Playoff Game. Kansas City lost a 41-6 decision at Oakland (12/22) in the club's first postseason outing since Super Bowl I as the Raiders advanced to the AFL Championship Game against the N.Y. Jets.

1969 — The Chiefs continued the momentum they built during the '68 campaign by posting a perfect 6-0 record during preseason play. Kansas City began the regular season with four consecutive road games for the only time in team history. After a decisive 27-9 win at San Diego (9/14), the club posted a 31-0 shutout at Boston (9/21), but Dawson sustained a knee injury against the Patriots. The once-optimistic picture for the Chiefs went from bad to worse the following week when backup QB Jacky Lee went down with a broken ankle in a 24-19 loss at Cincinnati (9/28). That injury left the team's most crucial position in the hands of second-year QB Mike Livingston, who took just five snaps as a rookie in



LEGENDARY LINEBACKERS

The Chiefs found a pair of linebacking gems in the second round of the '67 draft in #51 Jim Lynch (Notre Dame) and #63 Willie Lanier (Morgan State). That duo joined #78 Bobby Bell to form one of the most legendary linebacker trios in pro football annals.

'68. However, Livingston engineered a five-game winning streak, while getting plenty of help from the club's defense. The team's home opener at Municipal Stadium was played in a daylong deluge referred to as a "frog-strangler" by Chiefs radio broadcaster Bill Grigsby. The Chiefs and Oilers combined for 14 fumbles in a 24-0 Kansas City victory (10/12). Dawson returned to the starting lineup in a 27-3 win vs. San Diego (11/9) and guided the club to three wins in the season's next four games. Broncos coach Lou Saban was infuriated following the Chiefs 31-17 win vs. Denver (11/27). Trailing 24-17 late in the game, Denver attempted an onside kick that was recovered by LB Bobby Bell, who promptly returned

that kick for a 53-yard TD. Livingston started the following week vs. Buffalo (12/7) for an again-injured Dawson, who returned for the regular season finale at Oakland (12/13). A 10-6 loss vs. the Raiders gave the Chiefs an 11-3 record, good for second in the division behind Oakland (12-1-1). In an AFL Divisional Playoff Game at the N.Y. Jets (12/20), Kansas City rode its dominating defense which produced a crucial goal-line stand en route to a 13-6 win over the defending Super Bowl champions to set up a rematch with the Raiders in the final AFL Championship Game.

THREE-TIME AFL CHAMPIONS

With a 17-7 win over the Oakland Raiders in the '69 AFL Championship Game, Kansas City became the only team in AFL history to claim three league titles. The club also won AFL Championships in '62 and in '66. During the AFL's 10-year existence, the Chiefs compiled a league-best 87-48-5 (639) regular season record under head coach Hank Stram.



Hunt and Stram

1970 — In the final game in AFL history, the Chiefs became the league's only three-time champions, defeating the Raiders by a 17-7 count at Oakland (1/4). Making the victory even more satisfying for the Chiefs was the fact that the Raiders players had to sheepishly walk out of the stadium with the luggage they had packed for New Orleans and Super Bowl IV. During the days preceding Kansas City's clash with the heavily-favored Vikings, unsubstantiated media reports associating Dawson with a known gambler hounded the Chiefs quarterback. The night before the game, Ed Sabol of NFL Films approached Vikings coach Bud Grant about being miked for the game. Grant declined, but Stram accepted. As both the Chiefs and the cameras rolled, Stram clamored for his team to run "65 toss power trap" and to "keep matriculating the ball down the field." The Chiefs used the game as a crusade for the American Football League and wore "AFL-10" patches which referred to the league's 10-year existence. The Chiefs used three Stenerud FGs and a Garrett TD

run to take a 16-0 halftime lead. A dynamic 46-yard TD pass from Dawson to Taylor in the third quarter sealed the victory as Dawson was named the game's Most Valuable Player. Perhaps the grittiest performance of the day came from S Johnny Robinson, who registered two interceptions and a fumble recovery despite playing with three broken ribs. At approximately 5:20 p.m., the final seconds ticked off the clock at Tulane Stadium as the biggest moment in Kansas City sports history came to a peak as the Chiefs were crowned World Champions by claiming a 23-7 victory in Super Bowl IV (1/1). A victory parade ensued upon the club's triumphant return to Kansas City the following day.

Replicating the success of '69 proved a difficult task for Stram and company. RB Mike Garrett, who was the club's all-time leading rusher at the time, was traded to San Diego and replaced in the lineup by RB Ed Podolak. Despite a 44-24 win at Baltimore (9/28) in just the second-ever telecast of ABC's Monday Night Football package, the Chiefs owned a 3-3-1 record at the season's midpoint. One of the season's pivotal junctures came in a 17-17 tie vs. Oakland (11/1). The Chiefs were ahead 17-14 when Dawson apparently sealed the win, running for a first down which would have allowed Kansas City to run out the clock. While on the ground, Dawson was speared by Raiders DE Ben Davidson in an infamous incident that cost the Chiefs a victory and further inflamed the already heated Chiefs-Raiders rivalry. WR Otis Taylor retaliated and a bench-clearing brawl ensued. Offsetting penalties were called, nullifying Dawson's first down. The Chiefs were forced to punt and Raiders K George Blanda eventually booted a game-tying FG with 0:08 remaining. That tie ultimately cost the Chiefs a tie with Oakland for the division crown as Kansas City finished the year with a 7-5-2 record, while the Raiders went 8-4-2.

1971 — The '71 Chiefs were regarded by many as the finest squad ever assembled by the franchise, including Lamar Hunt. "I always thought that was the peak of our best team, our '71 squad," Hunt recalled. The '71 Chiefs fielded perhaps the most complete squad in franchise history, featuring a team-record 11 Pro Bowl performers. Offensively, WR Otis Taylor led the league with 1,110 receiving yards. The longstanding linebacking trio of Willie Lanier, Bobby Bell and Jim Lynch was the league's best. The offensive line was headlined by G Ed Budde and T Jim Tyrer, while the defensive front featured a pair of Pro Bowlers in DTs Buck Buchanan and Curley Culp. Both K Jan Stenerud and P Jerrel Wilson represented the squad in the Pro Bowl, as well. The '71 squad became the first in team annals to register two Monday Night Football wins. After bolting to a 5-1-1 start, the club went 5-2 during the second half of the season to finish the year at 10-3-1. A 16-14 home victory vs. Oakland (12/12) gave the franchise its initial AFC West title.

The great promise of the '71 campaign ended dramatically in the longest game in NFL history, an AFC Divisional Playoff Game played on Christmas Day. It took 82:40, but a 37-yard FG from Dolphins K Garo Yepremian finally ended the game as Miami claimed a 27-24 double OT win in the final football contest played at Municipal Stadium. Podolak accounted for an incredible 350 combined net yards, a figure that remains an NFL postseason record. The baton of power in the AFC was officially passed to the Dolphins, who went on to appear in three consecutive Super Bowls. It would be the Chiefs last playoff appearance for 15 years, effectively signaling the conclusion of the franchise's original glory days.

FOND FAREWELLS

1972 — The last original member of the '60 Dallas Texans departed on July 12th when S Johnny Robinson announced his retirement at training camp. Meanwhile, QB Len Dawson ended speculation about his retirement by signing a two-year contract. Hunt became the first AFL figure to be inducted into the Pro Football Hall of Fame on July 29th.

ARROWHEAD OPENS


After two different construction strikes and a myriad of other delays, Arrowhead Stadium was officially dedicated on August 12, 1972 when the Chiefs registered a 24-14 victory vs. the St. Louis Cardinals. RB Ed Podolak scored the first TD in the facility. "It was supposed to be finished on July 1st and it wasn't even close," recalled Jack Steadman. In fact, seats weren't even installed yet in some areas of the stadium, including Hunt's private suite, where guests sat on folding chairs that inaugural year. Regular season ticket prices for the team's first season in Arrowhead were \$8 for box seats and \$7 for reserved seating. Mayor H. Roe Bartle is shown at right trying out the first seat installed in Arrowhead.



The Chiefs lost a 20-10 decision vs. Miami (9/17) on Opening Day at Arrowhead in front of a crowd of 79,829. Municipal Stadium hosted its final pro sporting event as the Royals defeated the Rangers by a 4-0 count (10/4). A standing-room-only crowd of 82,094 fans was in attendance for a 27-14 victory vs. Oakland (11/5), the largest "in-house" attendance total for an NFL contest in Arrowhead's history. After a 5-3 start, a three-game losing streak effectively eliminated the club from playoff contention. An 8-6 record was good enough for only a second-place finish in the AFC West behind Oakland. LB Willie Lanier became the first Chiefs player to receive the prestigious NFL Man of the Year Award.

1973 — The defense kept the club in virtually every game thanks to a nucleus that still included the bulk of the squad's Super Bowl IV starters. QB Mike Livingston started in a 23-13 Opening Day loss vs. Los Angeles (9/16), but Dawson returned to rally the club for three consecutive wins to get the club off to a 3-1 start for a third straight year. Inconsistency and injuries took their toll down the stretch, though. Dawson made his final start of the year in a 23-14 loss at Buffalo (10/29) and was replaced for the remainder of the year by Livingston, beginning a string of three straight seasons in which both players split time at the position. Livingston led the club to three straight wins, putting the team in first place

in mid-November with a 6-3-1 record. A 1-2-1 ledger over the season's final month ended the club's postseason aspirations as the team finished the year in a second-place tie with Denver at 7-5-2. Dawson became the second Chiefs player in as many years to win the NFL Man of the Year Award.



1974 — The AFC-NFC Pro Bowl was held at Arrowhead on January 20th with the AFC claiming a 15-13 win thanks to five FGs from Miami K Garo Yepremian.

While the club's sparkling new facility was drawing rave reviews, the Chiefs roster was beginning to show its age. The result was the team's first losing season in 11 years as the club was unable to string together consecutive victories during the year, a first in Chiefs franchise history. Many of the club's key players were entering the twilight of their careers: Dawson was 39, T Jim Tyrer was 35, LB Bobby Bell, DT Buck Buchanan and G Ed Budde were 34, T Dave Hill was 33 and WR Otis Taylor was 32. One of the year's few bright spots in the 5-9 season was CB Emmitt Thomas, who led the league with a franchise-record 12 INTs. The final game of the '74 campaign marked the final time all six of Kansas City's Pro Football Hall of Fame players from the club's Super Bowl era took the field together with Stram. Including Lamar Hunt and five future Vikings Hall of Famers, an amazing total of 13 Hall of Fame inductees were involved in that '74 game. That 35-15 loss vs. Minnesota (12/14) provided an anti-climatic conclusion to Stram's illustrious coaching career in Kansas City and was also the final game in a Chiefs uniform for eight-time All-Pro LB Bobby Bell. Three days later, the only head coach in franchise history was relieved of his duties on December 27th after compiling a 124-76-10 regular season record with the club.

1975 — San Francisco 49ers defensive coordinator Paul Wiggin was named the second head coach in franchise history on January 23rd. A former Pro Bowl defensive end for the Cleveland Browns, Wiggin inherited the unenviable task of rebuilding a squad whose pool of talent had been largely depleted due to age and a number of ill-fated trades that had left the club devoid of first-round draft choices in '73 and '75. After an 0-3 start to the season, Wiggin directed the Chiefs to three straight wins, beginning with a convincing 42-10 victory vs. Oakland (10/12). The highlight of the season was a 34-31 upset win at Dallas (11/10) on Monday Night Football. But the club could not maintain that success. Owning a 5-5 record heading into the homestretch of the season, injuries to a number of key players crippled the team. The team dropped its final four contests of the year to finish at 5-9 for the second consecutive season. The regular season finale at Oakland (12/21) marked the final games in the Hall of Fame careers of Dawson and Buchanan.

1976 — Buck Buchanan officially hung up his spikes in February, while Dawson announced his retirement on May 1st. Off the field, Jack Steadman was promoted to President and Jim Schaaf was named General Manager in August. On the field, Kansas City's fortunes didn't improve in the second year of the Wiggin regime. The club dropped three straight home games before suffering a 50-17 setback at Buffalo (10/3), opening the season at 0-4 for the first time in team history. The team registered a 3-1 record during a successful midseason stretch but could not maintain that momentum. After lingering in Dawson's shadow for eight seasons, QB Mike Livingston was firmly entrenched as the team's starter, becoming the first signal-caller to start every regular season game since Dawson in '68. Even though he played well and rallied the squad for wins in two of the season's final three games, the Chiefs still ended the year with their third consecutive 5-9 record. RB Ed Podolak surpassed RB Abner Haynes as the all-time leading ground gainer in team history in the final game of the year vs. Cleveland (12/12). RB MacArthur Lane was another offensive threat, becoming the first player in franchise history to lead the league in receptions (66). One of the club's final ties to

its glory days was severed when the dismantling of Municipal Stadium began on April 13th. A portion of the site was later developed into a community garden.

1977 — On the field, the Chiefs suffered their worst season to date, winning just twice and undergoing a midseason coaching change. An 0-5 start doomed the squad with a 44-7 loss at Cleveland (10/30) effectively sealing Wiggin's fate. Despite the club's record Wiggin was still a popular figure in Kansas City, but was nonetheless relieved of his duties on Halloween, marking the first in-season coaching switch in team history. Wiggin concluded his tenure with an 11-24 record. Defensive backs coach Tom Bettis was named interim coach and claimed a 20-10 victory vs. Green Bay (11/6) in the club's initial contest under his direction, but it was the only victory of his brief head coaching tenure. The team endured a six-game losing streak to conclude the season at 2-12. Bettis and the remainder of the coaching staff assembled by Wiggin were released on December 19th, one day after a 21-20 loss at Oakland (12/18) in the regular season finale. Marv Levy, the former head coach of the CFL's Montreal Alouettes, was named the fourth head coach in franchise history on December 20th. The heart and soul of the Chiefs once-vaunted defense departed when teammates

Lanier and Lynch, who both joined the club together as second-round draft picks in '67, retired following the '77 campaign. Baltimore later acquired Lanier's rights in a trade, but failed to lure him out of retirement.



THE LEVY ERA

1978 — Levy's systematic restocking of a relatively barren defensive roster began with a '78 draft class that included a pair of future Chiefs Hall of Fame enshrinees in DE Art Still (Kentucky) and LB Gary Spani (Kansas State). Another tie to the club's Super Bowl IV team was cut when RB Ed Podolak, who was the club's all-time leading rusher at the time, retired on June 15th. Perhaps Levy's most unconventional tactic in rebuilding the Chiefs was installing the Wing-T offense. "It was a situation where we took over a team that had the worst

"GIVE A CHEER FOR KANSAS CITY"
by Marv Levy
Give a cheer for Kansas City,
Loud and clear for the Red and Gold,
As the Chiefs march on to victory
Like our mighty teams of old.
(Refrain)

Rah, Rah, Rah, for Kansas City
Rah, Rah, Rah for Red and Gold
As the Chiefs march on to victory
Like our mighty teams of old
Beat the drum, here they come
Warriors, brave and strong.
In the stands, loyal fans
Cheer our team along

defensive record in the history of the National Football League," Levy later explained. "We wanted to keep that defense off the field, so we ran the ball 60 times a game." The '78 Chiefs ran and ran often, posting franchise records with 663 rushing attempts and 2,986 ground yards. Levy's squad ran the ball a staggering 69 times in a 24-23 Opening Day win at Cincinnati (9/3), the most rushing attempts in an NFL contest since '48. Five different players had 100-yard rushing games during the year, including RB Tony Reed who finished the season with 1,053 yards to become the team's first 1,000-yard back since '67. Despite the squad's Opening Day success, the club lost 10 of its next 11 games, including a pair of

OT decisions. However, the team showed signs of improvement with the defense recording a 23-0 shutout vs. San Diego (11/26) as the club concluded its first 16-game schedule with a 4-12 mark.

1979 — Kansas City owned a pair of picks in the first round of the draft, selecting DE Mike Bell (Colorado State) and QB Steve Fuller (Clemson). By the season's third game, Fuller had supplanted QB Mike Livingston as the club's starter. With Fuller at the helm, the Chiefs owned a 4-2 record after six games, but a five-game midseason losing stretch sullied that effort. Despite finishing fifth in the AFC West for a second straight season, Kansas City's 7-9 record was a notable accomplishment considering the fact that the division's other four clubs all posted winning records for a second consecutive season. The Chiefs lost a 3-0 decision at Tampa Bay (12/16) in one of the most water-logged contests in franchise annals. As both clubs struggled to move the ball under monsoon-like conditions, a late fourth-quarter FG by the Buccaneers averted the NFL's first scoreless tie since '43.

1980 — An infusion of new talent continued at Arrowhead. G Brad Budde (USC), the son of Chiefs Hall of Fame G Ed Budde, was selected as the club's first-round draft choice, making the Buddes the first father-son combination to become first-round draftees of the same team in NFL history. In a then-controversial move on August 26th, the Chiefs released K Jan Stenerud, who at the time was the club's all-time leading scorer. He was replaced by journeyman K Nick Lowery, who had been cut 11 times by eight different teams himself. He finished his career with the club in '93 as the franchise's all-time leading scorer with 1,466 points. After enduring an 0-4 start, the club rebounded to post a four-game victory streak. After Fuller was sidelined with a knee injury late in the season, former Miami 12th-round draft choice QB Bill Kenney entered the lineup. He was so anonymous that when he appeared in that contest, the name on the back of his jersey was inadvertently misspelled "Kenny." Kenney went on to lead the club to a 31-14 victory vs. Denver (12/7) in his initial NFL start. The defense continued to evolve as DE Art Still and S Gary Barbaro became the first Chiefs defensive players to be elected to the Pro Bowl in five seasons. The Chiefs finished the year at 8-8, the club's highest victory tally since '72.

1981 — Kenney supplanted Fuller as the club's starting quarterback and directed the Chiefs to a 6-2 start, including a 37-33 win over the defending Super Bowl champion Steelers at Pittsburgh (9/6) on Opening Day. Second-round draft choice RB Joe Delaney (NW Louisiana) electrified the club's offense by rushing for 1,121 yards, a team single-season record at the time. He was named the AFC's Rookie of the Year and became the first running back to represent the franchise in the Pro Bowl. Delaney registered a 193-yard performance in a 23-10 win vs. Houston (11/15), the best single-game total ever amassed by a Kansas City rookie. "I've played against the best — O.J. Simpson, Gale Sayers, Walter Payton and (Delaney) ranks right up there with them," remarked Oilers Hall of Fame DE Elvin Bethea. "He is great with a capital 'G.'" Owing an 8-4 record with four games remaining, the Chiefs were poised to make the playoffs for the first time in 10 years



JOE DELANEY (1958-1983)

Tragedy struck the club on June 29, 1983 when Delaney drowned trying to save the lives of three youngsters in Monroe, Louisiana. An overflow crowd that included the Hunt family, prominent members of the Chiefs administration and head coach John Mackovic attended a memorial service held in Delaney's high school gymnasium in Houghton, Louisiana on July 4th. Delaney was posthumously awarded the Presidential Citizen's Medal by Ronald Reagan on July 13th.

before hitting a three-game losing skid. Kenney missed the club's final three contests due to injury. Fuller guided the club to a 10-6 win at Minnesota (12/20) in the final contest played at Metropolitan Stadium as Vikings fans began dismembering the stadium in the second half, taking seats, pieces of the scoreboard and even chunks of sod as souvenirs. The victory assured the Chiefs of a 9-7 record, the club's first winning mark since '73 as Levy increased the club's victory total for a third consecutive year. Inspired by Washington's fight song Levy penned a fight song of his own for the Chiefs, but much like the Wing-T offense, the concept never really caught on.

1982 — RB Joe Delaney underwent surgery in May to repair a detached retina in his eye, a radical procedure at the time. Optimism abounded at Arrowhead thanks to the club's promising 9-7 record from '81, but swelling labor unrest spelled doom for both the Chiefs and Levy in '82. The Chiefs split their first two games of the year before a 57-day strike by the NFL Players Association began at midnight on September 20th. The strike concluded on November 17th after six games were cancelled and one was rescheduled, but the Chiefs would never recover, dropping four straight games after their return to the field. C Jack Rudnay, who had been one of the franchise's most durable and decorated offensive performers over the past decade, announced on December 20th that the '82 campaign would be his last. Despite wins in two of the season's final three games, the Levy era concluded as the club finished the strike-shortened campaign at 3-6.

TRAGEDY, TRIUMPHS AND TRANSITIONS


1983 — Marv Levy was released as the club's head coach on January 4th. Dallas Cowboys QBs coach John Mackovic was named the fifth head coach in Kansas City history on February 2nd. The 39-year-old Mackovic became the youngest individual ever to hold that post for the club. The Chiefs held the seventh overall pick in the quarterback-laden '83 NFL Draft and selected QB Todd Blackledge (Penn State). The five other signal-callers selected in the first round that year included John Elway (1st — Baltimore), Jim Kelly (Buffalo — 14th), Tony Eason (New England — 15th), Ken O'Brien (N.Y. Jets — 24th) and Dan Marino (Miami — 27th). LB Bobby Bell became the first Chiefs player to be inducted into the Pro Football Hall of Fame on July 30th, providing some solace to the franchise which was still mourning the death of RB Joe Delaney.

With Kenney and Blackledge both on the roster, QB Steve Fuller was traded to the L.A.

Rams on August 19th. Kenney earned a Pro Bowl berth after racking up a franchise-record 4,348 passing yards, while WR Carlos Carson hauled in 80 passes for 1,351 yards. Despite the team's high-flying aerial game, Mackovic had trouble finding a suitable replacement for Delaney on the ground. The highest scoring contest in franchise history took place as the Chiefs and Seahawks combined for 99 points in a wild, 51-48 OT loss at Seattle (11/27). A meager crowd of 11,377 attended the

club's season-ending 48-17 win vs. Denver (12/18), the smallest attendance ever for a Chiefs game at Arrowhead as the club finished at 6-10.

1984 — Wayne Rudy, the only head trainer the team had ever known, retired and passed the reins to his assistant Dave Kendall in February. Pro Bowl S Gary Barbaro became the most notable Chiefs player to defect to the rival USFL, signing with the New Jersey Generals on February 2nd after sitting out the entire '83 campaign in a contract dispute. All-America NT Bill Maas (Pitt) and T John Alt (Iowa) were both tabbed in the first round of the draft. Maas was named NFL Defensive Rookie of the Year, while Alt eventually became the cornerstone of the club's offensive line later in the decade. Kansas City's defense



registered a team-record 11.0 sacks in a 10-6 win vs. Cleveland (9/30), coming 1.0 sack shy of the NFL single-game record. Kenney suffered a broken thumb during the preseason and was sidelined until the season's seventh week. Blackledge opened the first six contests of the season and had the club at 3-3.

THE INTERCEPTORS

S Gary Barbaro's departure and the trade of Pro Bowl CB Gary Green in '84 began a youth movement that produced the most vaunted secondary in team history. CB Kevin Ross (#31), S Deron Cherry (#20), CB Albert Lewis (#29) and S Lloyd Burruss (#34) accounted for a combined 13 Pro Bowl appearances with the Chiefs.

Kenney returned to the starting lineup at the N.Y. Jets (10/21), but the club dropped four of its first five contests after his return. However, the team rattled off three consecutive wins to conclude the year at 8-8.

1985 — The Chiefs got off to a flying start with a 47-27 win at New Orleans (9/8), while Cherry tied an NFL record by registering four interceptions in a 28-7 win vs. Seattle (9/29) as the club boasted a 3-1 record four games into the season. The club was then confronted with a seven-game losing streak that was not snapped until Blackledge was installed as the starter vs. Indianapolis (11/24). The team rebounded to win three of its final five contests of the season with Blackledge under center, further inflaming a quarterback controversy that continued into the '86 campaign. One of the few remaining bright spots in a disappointing 6-10 season came in the regular season finale vs. San Diego (12/22) when WR Stephone Paige set an NFL record with 309 receiving yards in a 38-34 win, breaking the previous mark of 303 yards set by Jim Benton (Cleveland) in '45. Paige's mark was subsequently surpassed by a 336-yard effort by WR Willie Anderson (L.A. Rams) in '89.

1986 — LB Willie Lanier was enshrined in the Pro Football Hall of Fame on August 2nd. On the field, the pieces started coming together for Mackovic. His offense displayed plenty of scoring punch, while the club's defense and special teams became increasingly effective. With the team sitting at 3-3, Kenney replaced Blackledge for the second half vs. San Diego (10/19), guiding the club to a 42-41 victory. That win was the first of four consecutive

triumphs with Kenney at the helm, the club's longest winning streak since '80. Poised with a 7-3 record after 10 games, three straight losses in November put the Chiefs playoff chances in jeopardy. Two December wins gave Kansas City a 9-6 mark, putting the Chiefs tantalizingly close to their first postseason berth in 15 years.

The defining moment of the '86 campaign came in the regular season finale at Pittsburgh (12/21). Despite being outgained in total yardage by a 515-to-171-yard margin, the Chiefs were able to notch a 24-19 victory as all of the team's points came via special teams on a blocked punt return, a FG, a kickoff return and a blocked FG return. With a 10-6 record the Chiefs earned an AFC Wild Card berth, winning a tiebreaker with Seattle. Kenney was injured in the fourth quarter of the Steelers contest, meaning Blackledge would draw the starting assignment for the club's first playoff contest since '71, a 35-15 loss at the N.Y. Jets (12/28). Little did anyone know at the time that it would be the final contest of the Mackovic era.

1987 — One of the most tumultuous weeks in franchise history took place following the club's playoff loss vs. the Jets. Assistant head coach and special teams coach Frank Gansz, who had been an integral figure in the club's remarkable '86 campaign, resigned his position on January 7th in order to pursue opportunities as an NFL offensive coordinator. It was announced in an impromptu press conference that Mackovic was relieved of his duties on January 8th. A popular figure among Chiefs players, Gansz was reinstated on January 10th and was named the sixth head coach in franchise history.

QB Len Dawson became the third Chiefs player inducted into the Pro Football Hall of Fame on August 8th, while injuries forced the retirement of the club's all-time leading tackler LB Gary Spani. A duo of rookies made a splash in a 20-13 win on Opening Day vs. San Diego (9/13) as RB Paul Palmer returned a kickoff for a TD and RB Christian Okoye dashed for 105 yards. A 24-day NFLPA strike began on September 22nd. The club's contest vs. Minnesota (9/27) was cancelled before replacement games were conducted the next three weeks. Much like Marv Levy five years earlier, Gansz's grip on the club's coaching reins was crippled by the labor unrest.

The Kansas City replacement squad was constructed primarily of players cut in training camp. One of the few bright spots was RB Jitter Fields, who remained on the active roster following the strike. The Chiefs strike squad received an ominous welcome in Los Angeles when in the early morning hours prior to a contest vs. the Raiders (10/4), an earthquake rattled Southern California. The visibly shaken Chiefs lost a 35-17 decision later that day. The low point of the year came the following week at Miami (10/11) in the first regular season game played at what then was known as Joe Robbie Stadium. Chiefs QB Matt Stevens was injured early in the contest, forcing into duty QB Alex Espinoza, a player who had never taken an NFL snap. The result was a 42-0 Dolphins victory, setting the stage for an 0-3 performance by Kansas City's replacement unit, giving the Chiefs a 1-4 record before the club's regular roster returned at San Diego (10/25). Five straight losses followed, giving the Chiefs a team-record nine-game losing skid. For the only time in team history, five different players started games at quarterback for the club. Behind Kenney, Kansas City won two of its last three games to conclude the strike-shortened 4-11 campaign.

1988 — The spring was marked by several notable trades as the club jockeyed to improve on its 4-11 finish in '87. Blackledge was traded to Pittsburgh on March 29th and 12-year veteran QB Steve DeBerg was acquired from Tampa Bay on March 31st. The Chiefs moved up

one spot in the first round of the draft to select DE Neil Smith (Nebraska) with the third overall pick. Kenney opened the team's initial two games, but was replaced by DeBerg at halftime at Seattle (9/11). In his initial start as a member of the Chiefs, DeBerg guided the team to a 20-13 win vs. Denver (9/18). However, six losses and a tie ensued as Kenney and DeBerg jostled for the QB job. As the season drew to a close, it became apparent the winds of change were blowing across the organization. President Jack Steadman resigned on December 8th, while General Manager Jim Schaaf was relieved of his duties the same day. Steadman was later named Chairman of the Board. On the field, the Chiefs finished the year at 4-11-1 as questions swirled regarding Gansz's future and who would fill the club's leadership void. Those winds of change became a full-fledged gale one day after the season's conclusion when former Philadelphia Eagles and USFL executive Carl Peterson was named the club's President/General Manager and Chief Operating Officer on December 19th.

A RETURN TO PROMINENCE: CARL PETERSON AND MARTYBALL

1989 — After compiling an 8-22-1 record in two seasons, Gansz was relieved of his duties as head coach on January 5th. Peterson's selection as Gansz's successor was former Cleveland Head Coach Marty Schottenheimer, who was named the seventh head coach in Chiefs history on January 24th. The first draft choice of the Peterson era set the tone for the next decade as the club selected Hall of Fame LB Derrick Thomas (Alabama) with the fourth overall selection. Thomas paired with Smith to form one of the most feared pass-rushing duos in NFL history, compiling a combined 212.5 sacks during their illustrious Chiefs careers. The Peterson-Schottenheimer era got off to an inauspicious start in a 34-20 loss at Denver (9/10) as DeBerg's first pass attempt was intercepted and returned for a TD. The club won just four times in its next 10 games as former Eagles QB Ron Jaworski and QB Steve Pelluer, who was acquired in a trade from Dallas, each opened three games apiece during that span. DeBerg regained the starting job for the final five weeks of the season, generating four wins that put the Chiefs just out of postseason qualification at 8-7-1. A 34-0 shutout win vs. Houston (11/26) highlighted the club's stretch run. RB Christian Okoye became the first Chiefs player to lead the NFL in rushing with 1,480 yards, while Thomas won consensus NFL Rookie of the Year honors.

1990 — The foundation for the club's formidable offensive line of the '90s gathered two key ingredients when C Tim Grunhard (Notre Dame) and G Dave Szott (Penn State) were acquired in the draft. Construction began on the club's indoor practice facility at the Truman Sports Complex, giving the Chiefs an 80-yard indoor field and weight room facilities upon its completion. DT Buck Buchanan was inducted into the Pro Football Hall of Fame on August 4th. The Chiefs made their initial overseas appearance, losing a 19-3 American Bowl decision vs. the L.A. Rams at Olympic Stadium in Berlin, Germany (8/11). Schottenheimer's club got out of the starting gate quickly, winning three of its first four games. The club then struggled, splitting its next six contests.

Free agent RB Barry Word produced a 200-yard rushing outburst in a 43-24 victory vs. Detroit (10/14), becoming the first player in team history to top the 200-yard plateau. Kansas City led the NFL with a franchise-record 60.0 sacks, including a team-record 20.0 by LB Derrick Thomas. Thomas established an NFL single-game record with 7.0 sacks in an

inspiring Veterans Day performance vs. Seattle (11/11), a game the Seahawks miraculously won, 17-16, on a last-second, 25-yard TD pass to WR Paul Skansi by future Chiefs QB Dave Krieg. That loss brought on the furious stretch run which saw the club record victories in six of its last seven outings. Behind DeBerg's offensive leadership (23 TD passes with just four INTs) Kansas City finished the year with a franchise-best +26 turnover differential. The Chiefs clinched their first postseason berth since '86 with a 24-21 win at San Diego (12/23) and finished the year at 11-5, marking the franchise's best finish since '69.

1991 — The Chiefs suffered a heart-breaking, 17-16 loss at Miami (1/5) in an AFC Wild Card Game as K Nick Lowery's potential game-winning 52-yard FG fell short with 0:56 remaining. On July 27th, K Jan Stenerud became the first pure placekicker to be inducted into the Pro Football Hall of Fame. The Chiefs became members of Wisconsin's "Cheese League," moving their training camp to the University of Wisconsin - River Falls after spending the previous 28 summers at William Jewell College in Liberty, Mo. The club's 14-3 win vs. Atlanta (9/1) on Opening Day initiated the 141-game sellout streak at Arrowhead that carried into the 2008 campaign. The Chiefs were featured on Monday Night Football three times, including a 33-6 victory over the defending AFC Champion Buffalo Bills before a raucous crowd of 76,120 fans at Arrowhead (10/7), marking the club's first home MNF contest in eight years. The club finished the regular season at 10-6, marking the first time since '68-69 that the franchise had qualified for the playoffs in consecutive seasons. A 27-21 victory at the L.A. Raiders (12/22) in the regular season finale gave the Chiefs the right to host the Silver and Black just six days later in the inaugural postseason game in Arrowhead's history. Thanks to six takeaways, the Chiefs registered their first postseason victory since Super Bowl IV with a 10-6 win in an AFC Wild Card Game vs. the L.A. Raiders (12/28).

1992 — The Chiefs lost a 37-14 decision at Buffalo (1/5) in an AFC Divisional Playoff matchup as the Bills dynamic offense proved to be too much for the Chiefs. A longtime nemesis with Seattle, "Plan B" free agent QB Dave Krieg was signed as the club's starter on March 19th. A melancholy offseason awaited the Chiefs, who mourned the passing of Player Personnel Director Whitey Dovell on May 11th and Hall of Fame DT Buck Buchanan on July 16th. Both Dovell and Buchanan lost courageous battles with cancer. Six-time Pro Bowl S Deron Cherry who originally joined the club as a free agent punter, announced his retirement in July after registering 50 interceptions in 11 seasons with the franchise. The Chiefs retired the jerseys of Buchanan (86), LB Willie Lanier (63) and K Jan Stenerud (3) in a ceremony prior to a preseason contest vs. Buffalo (8/24).

First-round draft pick CB Dale Carter (Tennessee) won the Bert Bell Trophy as the NFL's Rookie of the Year. The very first time Carter touched the ball in an NFL contest, he registered a 46-yard punt return TD in a 24-10 win at San Diego (9/6). RB Christian Okoye surpassed RB Ed Podolak as the all-time leading rusher in team history vs. Seattle (9/13). Injuries eventually made the '92 campaign Okoye's last with the Chiefs after he compiled 4,897 rushing yards with the franchise. The club got off to a 3-1 start, but was faced with a 4-4 record at the season's midpoint. Despite four consecutive victories, the club's postseason hopes still came down to the season's final contest. Owing a 9-6 record and needing one more victory to secure a playoff berth, the Chiefs defense tallied three TDs, while Krieg tossed a pair of scoring passes as Kansas City claimed a 42-20 win vs. Denver (12/27) to finish the season with a 10-6 record.

1993 — The Chiefs made a quick exit from the playoffs as Krieg was sacked 7.0 times in a 17-0 AFC Wild Card loss at San Diego (1/2). The Chiefs spent the off-season installing the “West Coast” offense under the direction of new offensive coordinator Paul Hackett, who at one time served as QBs coach to Joe Montana in San Francisco. On April 20th, the Chiefs traded for Montana, who directed the 49ers to four Super Bowl victories. G Will Shields (Nebraska) was selected with the club’s third-round draft choice, rounding out the “law firm” of Grunhard, Szott and Shields which anchored the interior of Chiefs offensive line for most of the decade. On June 9th the club signed another future Canton enshrinee, inking unrestricted free agent RB Marcus Allen, who had spent 11 seasons tormenting the Chiefs as a member of the Raiders. Montana and Allen made their debuts in a 27-3 win at Tampa Bay (9/5), marking Montana’s first Opening Day appearance since ’90. Shields initiated a franchise-record streak of 223 consecutive starts the following week at Houston (9/12). Thanks to a pair of Monday Night Football wins at Arrowhead, the club owned a 6-2 midseason mark. Before taking the field in a Sunday night contest at Minnesota (12/26), the team learned it had clinched its first AFC West title since ’71 thanks to a Raiders loss earlier in the day. The team finished the season with an 11-5 regular season record, marking the club’s fourth consecutive year with a double-digit victory tally. LB Derrick Thomas was named the NFL’s Man of the Year following the season. Thomas, who founded “The Third and Long Foundation,” received the honor in large part due to his efforts in promoting children’s literacy.

1994 — Kansas City got its first true taste of “Montana Magic” as the Hall of Fame passer engineered a brilliant comeback in a 27-24 OT win in an AFC Wild Card thriller vs. Pittsburgh (1/8). Next up was a red-hot Oilers squad that had won 11 straight games to conclude the regular season. Heavily-favored Houston opened up a 13-7 lead in the fourth quarter, but once again, Montana had a comeback in mind, guiding the club to a 28-20 victory at Houston (1/16). The Chiefs playoff journey ended in their initial AFC Championship Game appearance at Buffalo (1/23). Montana was knocked out of the contest early in the second half as Buffalo claimed its fourth straight AFC title by a score of 30-13.

While the previous off-season saw the Chiefs stockpile several key free agents, a number of familiar faces departed following the ’93 season, most notably CBs Albert Lewis (Raiders) and Kevin Ross (Falcons), as well as K Nick Lowery (Jets). QB Steve Bono was acquired in a trade with San Francisco on May 2nd to serve as Montana’s backup. The most dramatic change in Arrowhead’s appearance occurred as a grass playing field was also installed, replacing the previous AstroTurf surface. The club made its second American Bowl appearance, meeting Minnesota in Tokyo, Japan (8/7).

The Chiefs home opener was one of the most-ballyhooed regular season contests in team history as Montana made his only career appearance vs. San Francisco (9/11). The Chiefs prevailed over the 49ers and Montana’s replacement, QB Steve Young, by a 24-17 count before a crowd of 79,907, the second-largest “in-house” attendance in Arrowhead history. After starting the season 3-0, the Chiefs dropped back-to-back games before snapping an 11-game losing streak at Denver’s Mile High Stadium (10/17) in a memorable Monday night contest. Montana orchestrated a masterful comeback, connecting with WR Willie Davis for a five-yard TD with 0:08 remaining to give the Chiefs

a 31-28 triumph. A late-season, three-game losing skid put the club’s playoff hopes in jeopardy. The Chiefs found themselves at 8-7 faced with a do-or-die regular season finale vs. the L.A. Raiders (12/24) in the final NFL contest played at the L.A. Coliseum for 22 seasons. Allen had his finest game in a Chiefs uniform, rushing 33 times for 132 yards en route to a 19-9 win. At 9-7, Kansas City qualified for the playoffs for a fifth straight season. However, the Chiefs made a rapid departure from the playoffs in Montana’s final professional contest at Miami (12/31). Montana and Dolphins QB Dan Marino conducted a masterful first-half duel that ended deadlocked at 17-17, but Miami eventually prevailed by a 27-17 count.

1995 — Montana announced his retirement from football after 16 years in the NFL on April 18th and Bono was promoted to the starting job. Immediately, so-called media experts predicted much gloom and doom for the ’95 Chiefs, leading Schottenheimer to quip during training camp that his club had been picked “sixth in a five-team division.” Led by Bono, who merited a Pro Bowl berth, Kansas City posted an NFL-best 13-3 record with unblemished 8-0 marks in the AFC West and at Arrowhead. The Chiefs led the NFL in rushing offense (138.9 ypg), scoring defense (15.1 ppg) and turnover ratio (+12). A 24-3 win at Arizona (10/1) featured a surreal 76-yard TD run on a bootleg by Bono as the Chiefs initiated a seven-game winning streak, the franchise’s longest since ’69. In a Monday Night Football classic vs. San Diego (10/9), WR Tamarick Vanover returned a punt for an 86-yard TD to provide the winning points in a 29-23 victory, the team’s third straight home win in overtime. The club’s defense began to flex its muscle, beginning with a 21-7 win at Denver (10/22). The contest, played in a Rocky Mountain snowstorm, featured the 100th rushing TD of Marcus Allen’s career. The Chiefs won a home game for the third time on a last-second return score that concluded in Arrowhead’s west end zone when CB Mark Collins scooped up a fumble for a 20-13 win vs. Houston (11/19). Kansas City clinched a division title with a 29-23 victory at Oakland (12/3) en route to a 13-3 regular season record and a team-record sixth consecutive postseason berth. The Chiefs were represented by seven players in the Pro Bowl, more than any other AFC team.

1996 — The Chiefs dropped an AFC Divisional Playoff Game vs. Indianapolis (1/7) on a blustery afternoon with the temperature at 11 degrees and a wind chill of -9. Three INTs and a trio of missed FGs contributed to the 10-7 loss at Arrowhead. The Chiefs entered the ’96 campaign with essentially the same lineup as the club boasted in ’95 and were

HALLELUJAH CORNER

The term “Hallelujah Corner” was coined in ’95 after Kansas City won three separate contests via return scores culminating in Arrowhead’s

west end zone. The first of those hallowed victories was a 23-17 OT decision vs. Oakland (9/17) that culminated when CB James Hasty returned an interception for a 64-yard TD, prompting head coach Marty Schottenheimer to plant a celebratory postgame kiss on the cornerback.



featured on the cover of Sports Illustrated along with Green Bay as preseason Super Bowl favorites. Kansas City made its third American Bowl appearance, this time vs. Dallas in Monterrey, Mexico (8/5). The club started the season with a 4-0 record for the first time in team history, but the season's lofty expectations came crashing down as the squad lost three of its next four games. A three-game winning streak, including a victory over the eventual Super Bowl champion Green Bay Packers, put the club back in postseason contention at 8-3.

That rosy picture quickly crumbled in a 28-14 loss vs. San Diego (11/24) as Bono was relieved in the second half by QB Rich Gannon. Gannon assumed the starting reins for a 28-24 win in a Thanksgiving Day game at Detroit (11/28) as Allen registered his 111th career rushing TD to surpass Walter Payton as the NFL's all-time leader in that department at that time. Needing just one more win to qualify for the playoffs, the Chiefs dropped their next two games as an injury-hampered Gannon was sidelined for good in the second quarter of a 24-19 loss vs. Indianapolis (12/15). Faced with a must-win situation in a frigid regular season finale at Buffalo (12/22), the club's postseason hopes hinged on Bono. Despite a 20-9 loss to the Bills, the Chiefs still had a shot to slip into the playoffs if Atlanta could secure a win at Jacksonville. However, Atlanta K Morten Andersen's 30-yard FG attempt went wide left with 0:04 remaining, preserving a 19-17 win and the AFC's final Wild Card spot for the Jaguars, who won a tiebreaker with Kansas City. The Chiefs finished with a 9-7 record, missing the postseason for the first time since '89.

1997 — Kansas City dramatically retooled its roster in '97, beginning with free agent QB Elvis Grbac, who signed with the club on March 17th. In addition to Grbac, the Chiefs lineup featured 11 new starters, including WR Andre Rison, who won team MVP honors after becoming the club's first Pro Bowl receiver in a decade. On defense, the club's top four picks from the '96 Draft, S Jerome Woods, S Reggie Tongue, DE John Browning and LB Donnie Edwards, all emerged as starters. T John Alt announced his retirement at training camp in River Falls, Wis., on July 21st. All the new faces quickly formed a cohesive unit as the Chiefs posted a 13-3 record, an 8-0 Arrowhead mark and their second AFC West title in three years. The club engineered several dramatic finishes, the first of which came in a Monday Night Football thriller at Oakland (9/8) when Grbac connected with Rison on an improbable 32-yard TD pass with just 0:03 remaining to cap a 28-27 win. Six days later, Kansas City's defense produced a remarkable goal-line stand to preserve a 22-16 victory at Arrowhead vs. Buffalo (9/14).

After posting a 6-2 record during the season's first half, Kansas City's good fortune appeared to run out vs. Pittsburgh (11/3) when Grbac suffered a broken clavicle. However, Gannon led the team to a 5-1 mark in their next six outings.

K Pete Stoyanovich provided one of the year's most memorable moments, connecting on a line-drive 54-yard FG as time expired to give Kansas City a 24-22 win vs. Denver (11/16). San Francisco entered Arrowhead boasting an 11-game winning streak and departed after suffering a 44-9 defeat (11/30), while the Chiefs vaunted defensive unit pitched a 30-0 shutout vs. Oakland (12/7). The Chiefs led the NFL in scoring defense, allowing a mere 14.5 points per game. The 232 total points permitted by the Chiefs in '97 were the lowest tally ever allowed in a 16-game season in team history. Kansas City also broke a 63-year-old mark owned by the '34 Detroit Lions by not permitting a second-half TD in 10 consecutive

games. Grbac returned for the regular season finale vs. New Orleans (12/21) as the squad finished the year with six consecutive victories, a first in team history.

1998 — The two teams with the AFC's top records squared off when Denver (12-4) visited Kansas City (13-3) for an AFC Divisional Playoff Game (1/4). Grbac started the contest for Kansas City and despite holding an edge in total yardage, the Chiefs could not convert on several key scoring opportunities, dropping a 14-10 decision to their division foe. On April 9th, RB Marcus Allen announced his retirement, concluding a brilliant 16-year NFL career. A whirlwind preseason saw the Chiefs play another American Bowl contest, this time vs. Green Bay in Tokyo, Japan (8/1), as well as a preseason game vs. Tampa Bay in Norman, Okla. (8/8).

A '98 campaign which began with much promise had its high hopes dashed as the Chiefs suffered several major injuries beginning in a season-opening victory vs. Oakland (9/6) that featured 6.0 sacks from LB Derrick Thomas. Grbac was lost for four games due to a shoulder injury, while All-Pro G Dave Szott's year came to an end with a biceps tear. In total, 11 different starters missed a total of 45 games due to injuries. Gannon led the team to a 4-1 start that included a water-logged, 17-6 Sunday night win vs. Seattle (10/4), a contest that was delayed for 54 minutes due to torrential rains. However, the club would never recover from an ensuing six-game losing streak, the longest of Schottenheimer's tenure. The low point of that stretch came in a penalty-marred 30-7 loss vs. Denver (11/16) on Monday Night Football. The club was hampered by crucial penalties throughout the season, setting dubious NFL records for penalties (158) and penalty yardage (1,304). Despite registering wins in three of the season's final five games, the club finished the year at 7-9, snapping a string of nine consecutive winning seasons.

GUN'S RUN & A FALLEN HERO

1999 — On January 11th, Head Coach Marty Schottenheimer announced his retirement after 10 seasons. His 101-58-1 (.634) record gave him the best winning percentage of any coach in franchise history, a number that has since been surpassed by Andy Reid. During his tenure, the Chiefs captured three AFC West titles and qualified for the playoffs seven times. Schottenheimer also produced a remarkable 18-3 (.857) record against the Raiders. Gunther Cunningham was appointed the eighth head coach in franchise history on January 22nd. During his four seasons ('95-98) as the Chiefs defensive coordinator, Kansas City's defense allowed a league-low 16.4 points per game. Cunningham produced a 9-7 record, the best mark of any rookie head coach in franchise history and the best mark of any first-year head coach in '99. The club became the sixth team in NFL history to record 100 regular season wins in a decade with a 16-10 triumph at Denver (12/5). Only Buffalo (103-57) finished the decade with a better record than Kansas City's 102-58 mark. Under Cunningham, Kansas City led the NFL with a +21 turnover ratio and won the NFL's turnover triple crown in the '90s with a remarkable +128 turnover ratio, a league-high 365 takeaways and an NFL-low 237 giveaways. The Chiefs also recorded 11 return TDs on the season, including a franchise-best nine on defense. The Chiefs ran the ball more times (521) than any other team in the league and ranked fourth in the NFL in rushing (130.1 ypg). After a three-game midseason losing streak put the club at 5-5 and on the brink of playoff

DERRICK VINCENT THOMAS (1967-2000)

On January 23, 2000 nine-time Pro Bowl LB Derrick Thomas was seriously injured in a one-vehicle accident just east of the Kansas City International Airport on I-435. Ten other individuals were killed in a separate, 24-vehicle accident that same day just north of KCI on I-29. Thomas was moved to Jackson Memorial Hospital in his hometown of Miami the following day. Although confined to a wheelchair, Thomas had made substantial progress and was in good spirits when he was visited by Chiefs President Carl Peterson in Miami on February 7th. The next day, Thomas' condition took a shocking turn and at 10:10 AM (ET) on February 8th, he was pronounced dead after suffering cardiac arrest. February 11th was declared "Derrick Thomas Red Friday" in Kansas City and on February 14th nearly 23,000 mourners paid their final respects to their fallen hero at Arrowhead Stadium, where Thomas' body lay in state and a B-2 Stealth bomber from Whiteman Air Force Base flew over at 12:01 PM. On February 15th at Kemper Arena, over 6,000 individuals attended a public memorial service for Thomas. On February 19th, Derrick Vincent Thomas was buried in Miami following a memorial service at the Mt. Calvary Church. On March 4th, Peterson announced at the annual 101 Banquet that at the suggestion of Clark Hunt, the Chiefs Most Valuable Player Award would hence be known as the Derrick Thomas Award. Thomas was honored prior to the club's 2000 season opener vs. Indianapolis (9/3). A member of the Pro Football Hall of Fame's Class of 2009, Thomas also had his #58 officially retired by the Chiefs in 2009.



The club's early-season success was also highlighted by a 54-34 win over the defending Super Bowl champion St. Louis (10/22), a contest which featured the most points ever scored at Arrowhead. Combined with a 24-19 victory at Seattle (10/29) in a game played at Husky Stadium, the Chiefs record stood at 5-3 at the season's midway point.

However, a stretch of five road games over a six-week span took its toll on the club as the Chiefs dropped five straight contests to fall out of playoff contention, finishing the year at 7-9.

THE VERMEIL YEARS

2001 — After compiling a 16-16 record in two seasons, Cunningham was relieved of his duties on January 5th. Dick Vermeil, who guided St. Louis to a win in Super Bowl XXXIV following the '99 season, was named the ninth head coach in franchise history on January 12th.

SEPTEMBER 11TH

On September 11, 2001 Americans watched with horror as terrorist attacks shocked the nation. Commissioner Paul Tagliabue suspended play for the weekend of September 16th. The Chiefs game at Seattle scheduled for that date was postponed until January 6th. The NFL made a patriotic return in Kansas City when the Chiefs hosted the N.Y. Giants (9/23). Tagliabue delivered a pregame address to the Arrowhead crowd, which greeted the Giants with a rousing ovation. Via a fireman's boot collection that was matched by the Chiefs and the Hunt family, a total donation of \$451,413.88 was raised for relief efforts in New York City, an amount believed to be the largest single-day outpouring of spontaneous support by a group of fans and a pro sports team.



elimination, the team rallied for a four-game winning string, setting up a make-or-break game in the regular season finale vs. Oakland.

2000 — The Chiefs needed a win vs. Oakland at Arrowhead (1/2) in the regular season finale to seal the AFC West title, while a loss would mean postseason elimination. Kansas City leapt out to a 17-0 lead, but a blocked punt turned the momentum in the game which was eventually won by Oakland 41-38 in OT. That loss provided an ominous start to a year which turned tragic on January 23rd when nine-time Pro Bowl LB Derrick Thomas was seriously injured in an auto accident.

Despite an 0-2 start, Kansas City bounced back to win its next three contests. Despite trailing 22-14 midway through the fourth quarter, Cunningham's squad rallied for a 23-22 victory at Denver (9/24), giving the Chiefs a win in their final visit to Mile High Stadium. The Chiefs faced Seattle (10/2) in a Monday Night Football contest which was simulcast to 4,391 fans in Kauffman Stadium. The 82,893 fans assembled at Arrowhead and Kauffman Stadiums marked the largest on-site attendance figure in team history. The 24-17 win against the Seahawks marked Kansas City's third victory in a row.

On April 20th, the club acquired QB Trent Green in a trade with St. Louis and also signed unrestricted free agent RB Priest Holmes.

The initial regular season victory of the Vermeil era came in convincing fashion at Washington (9/30) when the Chiefs defeated their former head coach Marty Schottenheimer and Washington by a 45-13 margin. Although the club finished its initial campaign under Vermeil at 6-10, the team began to take shape down the stretch, winning three of its final four games. Holmes provided a spark to the offense, becoming just the second player in franchise history to lead the NFL in rushing, amassing 1,555 yards to break Christian Okoye's previous single-season record of 1,480.

2002 — The club initiated a season-long series to commemorate the franchise's 40th Anniversary Season in Kansas City in 2002. On April 15th, the Chiefs Honor Grove of over 40 stately Giant Redwoods was established in the southeast corner of the Truman Sports Complex to epitomize the deep and lasting roots the organization has developed in Mid-America. Hunt's inspiration for the honor grove was a quote from Vikings QB Joe Kapp,

who was knocked out of Super Bowl IV. "The Chiefs defensive line was very active and looked like a Redwood Forest," Kapp said after the game. On April 25th, members of the Chiefs coaches, players, staff and cheerleaders visited numerous locations throughout the greater Kansas City community, thanking them for their support of the franchise.

In a season filled with wild comebacks and fantastic finishes, the Chiefs pulled out a remarkable 40-39 Opening Day win at Cleveland (9/8). Starting with that contest, virtually every game was a nail-biter with all but one of the club's eight losses being decided by seven points or less. But despite leading the NFL in scoring for the first time in team history with 467 points and setting a franchise record with 6,000 yards of total offense, the club finished 8-8 to miss the postseason in Vermeil's second season. The team remained in playoff contention until the season's final game thanks to its explosive offense that broke nine team records. The Chiefs also set NFL records by fumbling just seven times and losing just two of those loose balls. Holmes continued the torrid pace he began in 2001, earning NFL Offensive Player of the Year honors from the AP and surpassing his own team record with 1,615 rushing yards. The club's special teams were bolstered by WR Dante Hall, who produced three kick returns for TDs and became the first Chiefs return man to earn a Pro Bowl berth since J.T. Smith following the '80 season.

2003 — Hank Stram and RB Marcus Allen were enshrined in the Pro Football Hall of Fame on August 2nd. "Voice of the Chiefs" Mitch Holthus broadcast his 151st game as the club's play-by-play announcer at Houston (9/21), breaking Kevin Harlan's previous record (150). The Chiefs started the regular season with a 9-0 record for the first time in team history, becoming just the ninth team since the AFL-NFL merger to accomplish that feat. That hot start to the season was sparked by Hall, who tied an NFL single-season record by registering four kick return TDs over that span. Hall also became the first player in league annals to accomplish that feat in four consecutive games. The Chiefs overcame a 17-point fourth-quarter deficit for the first time in team history, pulling out an improbable 40-34 OT win at Green Bay (10/12). Kansas City's winning streak came to an end in a 24-19 loss at Cincinnati (11/16).

The Chiefs clinched their first AFC West title since '97 with a 45-17 win vs. Detroit (12/14) as QB Trent Green became the first player in team history to register a "perfect" 158.3 passer rating in a game. Kansas City concluded its 13-3 regular season with a 31-3 victory vs. Chicago (12/28), marking a perfect 8-0 record at home and the club's 13th consecutive regular season victory at Arrowhead Stadium. In that win, Holmes set a trio of TD records. He finished the season with 27 rushing scores, establishing NFL single-season records for both rushing TDs and total TDs. Holmes (61) also bypassed WR Otis Taylor (60) for the most career TDs scored by a player in Chiefs history. The Chiefs five-game improvement in the win column from the previous season tied as the best mark in franchise history. Kansas City became the first AFC team to lead the NFL in scoring in consecutive seasons since San Diego in '81-82 as the club produced a franchise-best 484 points. The team also led the NFL with a +19 turnover differential. Nine Chiefs players received Pro Bowl recognition, the fourth-highest total in team history, while the club's six offensive Pro Bowlers marked the most in club annals.

2004 — The Chiefs hosted an AFC Divisional Playoff Game vs. Indianapolis (1/11) in which neither team was forced to punt. Sensational performances by Holmes (176 rushing yards,

two TDs) and Hall (208 kickoff return yards, 1 TD) weren't enough as the Colts recorded a 38-31 victory. Defensive Coordinator Greg Robinson resigned on January 13th. Vermeil agreed to a two-year contract extension on January 16th. On January 20th, Vermeil hired Gunther Cunningham, who returned to Kansas City as the club's defensive coordinator. On January 30th, G Will Shields was named the Walter Payton NFL Man of the Year.

The Chiefs got into the victory column with a 27-24 win on Monday Night Football at Baltimore (10/4) after an 0-3 start quickly dampened the club's high expectations. Kansas City's offensive line emerged as one of the NFL's finest units, producing a trio of Pro Bowl performers in Shields, T Willie Roaf and G Brian Waters. Thanks to that offensive front, the Chiefs registered an NFL-record eight rushing TDs in a 56-10 win vs. Atlanta (10/24). The following week Kansas City continued its offensive onslaught with a convincing 45-35 victory vs. Indianapolis (10/31), snapping a seven-game losing streak to the Colts. After surpassing RB Christian Okoye as the all-time leading rusher in franchise history vs. Houston (9/26), Holmes' year came to an abrupt halt when he suffered a season-ending knee injury at Tampa Bay (11/7).

A four-game winning streak in December included a wild 49-38 Monday Night Football road triumph at Tennessee (12/13). That late-season surge was sparked by second-year RB Larry Johnson who accounted for 11 TDs and produced three straight 100-yard rushing efforts in the season's final six contests. Offensively, the Chiefs established a league record with 398 first downs. Kansas City also led the NFL in total offense for the first time in franchise history, averaging 418.4 yards per game. That offense was triggered by Green, who set single-season team marks for passing yards (4,591) and 300-yard games (8). The Chiefs were also the first team in NFL history to have three different RBs boast a 150-yard rushing game in the same season — Holmes, Johnson and Derrick Blaylock. Defensively, fourth-round draft choice DE Jared Allen provided a bright spot with 9.0 sacks, the second-highest total by a rookie in team history.

2005 — TE Tony Gonzalez earned his sixth consecutive Pro Bowl berth and finished the season with a flourish, setting a single-game franchise record with a 14-catch performance in the regular season finale at San Diego (1/2). Gonzalez led the league in receptions (102), the highest total ever amassed by a member of the Chiefs. Despite Gonzalez's record-setting performance, a 24-17 loss to the Chargers brought a disappointing 7-9 campaign to a close.

A daunting early-season 2005 schedule featured a pair of prime-time road contests in the season's first four weeks. Kansas City finished that stretch at 2-2 after claiming a 27-7 home win vs. the N.Y. Jets (9/11) and winning a 23-17 decision at Oakland (9/18). However, the club would suffer a 30-10 loss at Denver (10/26) and was handed a 37-31 loss vs. Philadelphia (10/2) as the Eagles erased an 18-point Chiefs lead.

Hurricane Wilma forced the Chiefs to play their first regular season Friday night game since '64 as a game originally slated for October 23rd was hastily rescheduled. Kansas City actually flew to Miami on the day of the game and defeated the Dolphins by a 30-20 margin. Two weeks later, trailing by three points with only five seconds left and the ball on the one-yard line, Head Coach Dick Vermeil eschewed a potential game-tying FG attempt and went for broke, putting the game in the hands of RB Larry Johnson vs. Oakland (11/6). Johnson burst into the end zone to give the Chiefs a memorable 27-23 win as Kansas City's record stood at 5-3 at the season's midway point.

The Raiders contest marked the initial start of the season for Johnson, who opened the final nine games of the year in place of RB Priest Holmes, who was lost for the year following a head/neck injury at San Diego (10/30). Johnson topped the 100-yard barrier in the season's final nine contests and finished the season with 1,750 rushing yards, a franchise record at the time.

Shields continued his assault on the record book, as well. The club's contest at Buffalo (11/13) marked the 200th consecutive start of Shields' career, making him just the fourth player since the AFL-NFL merger to accomplish such a feat. In addition to pushing his string of consecutive starts to 207 games by season's end, he was also rewarded with his 11th consecutive Pro Bowl berth, extending another franchise record.

A three-game late-season winning streak boosted the club's postseason hopes, beginning with a 45-17 win at Houston (11/20). Johnson established a franchise record of his own with 211 rushing yards against the Texans en route to earning his initial Pro Bowl berth. Kansas City then registered convincing home victories against a pair of playoff-bound teams with wins vs. New England (11/27) and vs. Denver (12/4), putting the club at 8-4 with four games remaining. However, a pair of road losses put the club's postseason hopes in peril. A 20-7 win in a Christmas Eve quagmire vs. San Diego (12/24) meant the club would need a win in its regular season finale and some help in order to qualify for the AFC playoff field.

A FAREWELL TO THE FOUNDER

2006 — After registering a convincing 37-3 win vs. Cincinnati in the club's first-ever regular season New Year's Day contest, the winds of change blew into Kansas City. Head Coach Dick Vermeil publicly announced his retirement following the win over the Bengals, ending season-long speculation about his future. Kansas City finished the season at 10-6, becoming just the fourth team since '90 to miss the postseason with a double-digit victory total.

Vermeil conducted a final farewell press conference on January 3rd. He concluded his five-year run as Kansas City's head coach with a 44-36 (.550) record, giving him the third-highest victory tally in team history. Under his guidance, the Chiefs established 34 single-season team records and 14 single-game team records, leading the NFL in total offense by averaging 380.9 yards per game from 2001-05.

On January 9th, Herm Edwards was appointed the 10th head coach in franchise history. Edwards returned to Kansas City after serving as both a scout and an assistant coach with the Chiefs during the '90s. He rejoined the Chiefs organization after a five-year stint as head coach of the N.Y. Jets, leading that franchise to five postseason game appearances. He initially left the Chiefs to serve with former Kansas City assistant coach Tony Dungy in Tampa Bay, where that duo helped restore the Buccaneers franchise to NFL prominence.

On January 24th, the Chiefs and Royals both signed 25-year leases with Jackson County officials to keep both clubs at the Truman Sports Complex. On April 4th, Jackson County voters approved a 3/8 cent tax measure that was anticipated to raise \$425 million in improvements to the Sports Complex, including \$212.5 million for Arrowhead while the State of Missouri contributed \$37.5 million. Those renovation plans also included a new practice facility and office complex for the Chiefs, thanks to contributions from the Hunt family.

The Edwards era got off to an inauspicious start on Opening Day vs. Cincinnati (9/10). QB Trent Green suffered a severe head trauma in the third quarter when he scrambled and went into a hook slide. Bengals DE Robert Geathers delivered a blow to the Chiefs signal caller, whose head violently bounced off the turf. Green lay motionless on the field for several minutes before he was taken to a local hospital. The Chiefs would lose the contest by a 23-10 count.

For the first time since 2000, a quarterback other than Green started a contest for Kansas City as backup QB Damon Huard served as field general the following week at Denver (9/17). Kansas City would drop a tough 9-6 OT decision to the Broncos as the club fell to 0-2.

After an early bye week, Kansas City got its initial victory of the Edwards era in convincing fashion with a 41-0 win at Arrowhead vs. San Francisco (10/1). Huard guided the club to a 23-20 comeback win the following week at Arizona (10/8), but a 45-7 drubbing at Pittsburgh (10/15) left the club's record at 2-3 entering a pivotal two-game homestand.

K Lawrence Tynes drilled a game-winning 53-yard FG to give Kansas City a 30-27 victory vs. San Diego (10/22). That triumph sparked a three-game winning streak to put the club's record at 5-3 at the season's halfway point.

Huard compiled a 5-3 record as a starter in Green's absence, throwing 10 TDs and just one INT over that eight-game span. After several weeks of practice and countless medical tests, Green finally made his return to the lineup in a 17-13 home win vs. Oakland (11/19) in what would be the final game witnessed in person by Founder Lamar Hunt, who was admitted to Presbyterian Hospital in Dallas on November 22nd.

Hunt had long lobbied the NFL for a third game on Thanksgiving and those persistent efforts were rewarded as the fifth-largest paid crowd in Arrowhead history (79,484) packed



REMEMBERING OUR FOUNDER

On December 19, 2006 over 2,500 individuals gathered at the Community of Christ Auditorium in Independence, Missouri to pay their final respects to Chiefs Founder Lamar Hunt. Pastor Paul Brooks presided over a two-hour service that was attended by the entire Chiefs team and administrative staff, as well as countless dignitaries and fans. Three of the Hunt children – Clark (above), Daniel and Sharron – shared remembrances of their father, while Lamar Hunt, Jr. paid a special musical tribute to the patriarch of the Chiefs family. Other eulogists included Carl Peterson, Rev. Emanuel Cleaver, Len Dawson, Bobby Bell, Willie Lanier, Trent Green and head coach Herm Edwards. Four former Chiefs head coaches were also in attendance – Dick Vermeil, Gunther Cunningham, Marty Schottenheimer and Paul Wiggin. A moving video tribute celebrating Hunt's vibrant life was also shown during the ceremony.

the stadium for a holiday spectacle. Kansas City won its second contest at Arrowhead in five days as the Chiefs defense turned in a masterful performance in a 19-10 primetime win vs. Denver (11/23), a contest that also marked the initial live game telecast by the NFL Network.

Owning a 7-4 record, Kansas City appeared poised to make a serious run at the postseason, but a three-game losing streak that began with an unlikely 31-28 OT loss at Cleveland (12/3) put those hopes in serious jeopardy. The month of December proved particularly gloomy for the Chiefs as the health of the franchise's patriarch steadily declined.

After originally being diagnosed with prostate cancer in '98, Hunt quietly and bravely underwent many treatments and surgeries in the ensuing years without complaint. On December 13th, he peacefully passed away in Dallas, surrounded by his family. Memorial services celebrating the life of Hunt were conducted on the SMU campus in Dallas on December 16th and at the Community of Christ Auditorium in Independence, Mo., on December 19th.

A mourning team would return to the field the following Sunday and capture a 20-9 win at Oakland (12/23) to keep the Chiefs playoff hopes afloat entering the regular season finale vs. Jacksonville (12/31). The Chiefs prevailed by a 35-30 count against the Jaguars as RB Larry Johnson established an NFL record with 416 rushing attempts on the season and broke his own franchise single-season record with 1,789 rushing yards. After Cincinnati and Tennessee lost earlier in the day, the Chiefs officially got their ticket to the postseason punched when San Francisco won an unlikely 26-23 OT decision at Denver (12/31).

2007 — The Chiefs made their first postseason appearance on the road since '94 in an AFC Wild Card Game at Indianapolis (1/6). Despite enjoying the support of a throng of Kansas City fans who made the trek to the RCA Dome and a valiant first-half performance from the Chiefs defense, Kansas City lost a 23-8 decision.

An artist's rendering for the club's new office complex and practice facility was unveiled in March, while design work and plans for Arrowhead's rehabilitation continued. On June 2nd, the club announced that it was partnering with HBO Sports and NFL Films to produce *Hard Knocks: Training Camp* with the Kansas City Chiefs - a five-hour documentary series. On June 6th, QB Trent Green was traded to Miami. Green concluded his successful six-year run with the franchise owning a team-record 87.3 passer rating.

The summer months were highlighted by a pair of groundbreaking ceremonies at the Truman Sports Complex. A private, staff-only groundbreaking session for the Chiefs new office and practice headquarters was conducted by Clark Hunt on July 25th. In addition, the Hunt family, Chiefs officials, Senator Kit Bond, Jackson County Executive Mike Sanders and other county legislators participated in a groundbreaking ceremony for the "New Arrowhead" on August 22nd.

On the field, Kansas City overcame an 0-2 start to register a 4-3 record at the bye week, securing sole possession of first place in the AFC West standings. That early-season turnaround was highlighted by a 30-16 comeback win at San Diego (9/30). WR Dwayne Bowe set a Chiefs single-game rookie record with 164 receiving yards in that contest, including a 51-yard TD catch. Bowe would shatter the franchise's single-season rookie receiving records with 70 catches for 995 yards, figures that led all NFL rookies. Meanwhile,

TE Tony Gonzalez became the NFL's all-time TD catch leader among tight ends in a 27-20 win vs. Cincinnati (10/14).

However, Kansas City could not maintain any of that positive momentum after the bye week. The downward spiral began when RB Larry Johnson suffered a season-ending right foot injury in a 33-22 loss vs. Green Bay (11/4). That setback began a nine-game losing streak to conclude the regular season. Second-year QB Brodie Croyle supplanted QB Damon Huard in the second half the following week vs. Denver (11/11).

Croyle enjoyed a solid debut in his initial NFL start in the club's next contest at Indianapolis (11/18). That game would mark the final chapter in the illustrious career of RB Priest Holmes, who announced his retirement on November 21st. The all-time leading rusher in franchise history with 6,070 yards made a remarkable comeback after missing almost a season-and-a-half of action. He returned to play four games in 2007, including two starts, before eventually hanging up his cleats for good. DE Jared Allen was a defensive bright spot, leading the league with 15.5 sacks.

After suffering a thumb injury at Detroit (12/23), Croyle returned for the season finale at the N.Y. Jets (12/30) as Kansas City suffered a 13-10 OT setback. Gonzalez recorded his 820th career reception in the game, the most catches of any tight end in NFL history. Gonzalez earned his ninth straight Pro Bowl berth and finished the year with 1,172 receiving yards.

2008 — Head Coach Herm Edwards named Chan Gailey his offensive coordinator on January 16th. CB Emmitt Thomas was elected to the Pro Football Hall of Fame on February 2nd and was officially enshrined in Canton on August 3rd.

Kansas City and Minnesota orchestrated a major trade on April 23rd as the Chiefs sent Pro Bowl DE Jared Allen and a sixth-round pick to the Vikings. In exchange, Kansas City received a first-round selection, two third-round picks and a sixth-round selection. Upon the team's return from training camp in August, the club's football operations moved into the organization's new practice facility. The rest of the franchise's administrative staff completed the move from Arrowhead by season's end.

On the field, the Chiefs owned the dubious distinction of becoming just the fourth team since the AFL-NFL merger to start three different quarterbacks in the season's first three weeks in a non-strike season. TE Tony Gonzalez surpassed TE Shannon Sharpe (10,060) for the most receiving yards by a tight end in NFL history at Carolina (10/5).

After QBs Brodie Croyle and Damon Huard both suffered season-ending injuries vs. Tennessee (10/19), the club eventually turned to QB Tyler Thigpen for good for the season's final nine games. The Coastal Carolina product showed flashes of promise and set a then single-season franchise record for QBs with 386 rushing yards. Thigpen outplayed QB Brett Favre, but the Jets signal caller rallied his club as the Chiefs dropped a 28-24 decision at the N.Y. Jets (10/26).

That Jets contest marked the first in a series of excruciating losses. Kansas City squandered a 21-point lead in a 30-27 OT loss vs. Tampa Bay (11/2) and lost a 20-19 decision at San Diego (11/9) as a botched PAT and a failed two-point try doomed the club.

Thigpen's lone victory of the season was a 20-13 win at Oakland (11/30), but the losses continued to mount, including a second one-point setback vs. San Diego (12/14) as the Chargers overcame an 18-point deficit, scoring the game's final 19 points.

On December 15th, President/General Manager and CEO Carl Peterson announced his resignation, effective at the end of the season. The Chiefs dropped a 38-31 decision vs. Miami (12/21). Based on wind chill of -12 at kickoff, it was the second-coldest contest in Arrowhead history. A four-game losing streak to end the season closed out with a 16-6 loss at Cincinnati (12/28) as the Chiefs finished the year at 2-14.

A NEW ERA AT ARROWHEAD

2009 — Peterson officially concluded his 20-year tenure with the franchise on January 6th with a farewell press conference. Under Peterson's tenure, Kansas City amassed a 176-143-1 (.552) regular season record, made nine playoff appearances, won the AFC West four times and reached the AFC Championship Game in '93.

On January 13th, longtime New England Patriots executive Scott Pioli was named by Chairman of the Board Clark Hunt as the fifth General Manager in franchise history. During his tenure in New England, the Patriots won Super Bowls XXXVI, XXXVIII and XXXIX, claimed the Lamar Hunt Trophy four times as the AFC Champion and won six AFC East titles. During Pioli's tenure from 2000-08, the Patriots compiled an NFL-best 102-42 (.708) regular season record.

On January 23rd, Herm Edwards was relieved of his duties as head coach. He produced a 15-33 regular season record in three seasons guiding the franchise. The late LB Derrick Thomas was elected to the Pro Football Hall of Fame's Class of 2009 on January 31st. Thomas became the 10th member of the Chiefs to be enshrined in Canton. He joined LBs Bobby Bell (Class of '82) and Willie Lanier (Class of '86) as the third linebacker in that esteemed group.

Hunt and Pioli introduced former Arizona Cardinals offensive coordinator Todd Haley as the 11th head coach in franchise history on February 6th. He helped the Cardinals reach Super Bowl XLIII, marking the franchise's first NFL title game since '47. The son of longtime NFL personnel executive Dick Haley, the younger Haley oversaw an Arizona offense that registered a franchise-record 427 points in 2008. The first major move of the Chiefs new leadership team came on February 28th when the club acquired QB Matt Cassel and LB Mike Vrabel in a trade with New England.

The club unveiled its 50th anniversary logo on April 14th as the team began a year-long commemoration of the franchise's 50th season, as well as the 50th anniversary of the creation of the American Football League by Lamar Hunt. On April 23rd, the Chiefs traded 10-time Pro Bowl TE Tony Gonzalez to Atlanta. Gonzalez finished his Chiefs career with the most receptions (916), receiving yards (10,940) and TD catches (76) in franchise history.

On May 8th, Hunt named Denny Thum as the fourth President of the Chiefs. Thum owned the distinction of being one of just three employees in team history to serve the club during the tenure of every head coach in franchise history. On May 21st, Mark Donovan was hired as Executive Vice President/Chief Operating Officer after spending six seasons with the Philadelphia Eagles.

On June 18th, the Chiefs announced the return of training camp to the state of Missouri, beginning in 2010. The Chiefs and Missouri Western State University in St. Joseph, Mo., agreed to the university's plans for a training facility including a climate-controlled, 120-yard indoor field, as well as two 120-yard grass fields. The Chiefs officially ended their

19-year training camp tenure at the University of Wisconsin - River Falls, conducting their final practice at that facility on August 20th.

The Chiefs began the regular season on the road at Baltimore (9/13) with QB Brodie Croyle at the helm after QB Matt Cassel was injured vs. Seattle (8/29). Kansas City tied the game at 24-24 with 5:21 left to play in Head Coach Todd Haley's regular season debut, but couldn't pull out the victory.

For the first time since the '62 AFL Championship Game, the club wore its Dallas Texans uniforms in a contest billed as "The Game That Never Was" vs. Dallas (10/11). Chiefs Founder Lamar Hunt had longed for a head-to-head duel between his AFL squad and the NFL's Cowboys during their three-year co-existence in Dallas, and that contest finally came to fruition. However, the Cowboys would prevail by a 26-20 margin in OT, sending the Chiefs record to 0-5.

Haley recorded his initial NFL win the following week, as Kansas City produced a 14-6 victory at Washington (10/18). It would be one of three road wins for the Chiefs on the season.

On October 23rd, a major section of I-435 near the Truman Sports Complex was designated as "Lamar Hunt Memorial Highway" by the Missouri General Assembly and the Missouri Department of Transportation. In October, the club also mourned the death of longtime assistant coach Darvin Wallis, whose 19-year tenure with the Chiefs ranked as the second-longest stint in franchise history, trailing only Tom Pratt (21 years).

The Chiefs improved in 25 different statistical categories during the season's final eight games, including total points, total offense, passing yards per game, rushing yards per game, third-down percentage and sacks allowed. Kansas City began that eight-game stretch with a 16-10 win at Oakland (11/15) as the Chiefs became the first NFL club to register seven straight road wins against the Raiders. The Chiefs followed that up with a thrilling 27-24 OT victory vs. Pittsburgh (11/22) as Haley exacted some retribution against a Steelers squad that defeated his Arizona Cardinals in Super Bowl XLIII.

RB Jamaal Charles helped spearhead the Chiefs second-half resurgence. Only Tennessee RB Chris Johnson (1,047) rushed for more yards over the final eight games of the year than Charles (968). Charles finished the season with 1,120 yards on 190 carries, becoming the first player in league annals to top the 1,100-yard plateau on less than 200 carries. He also was the youngest player to ever win the Derrick Thomas Award as the club's MVP.

2010 — The Chiefs saved their best performance of the season for the regular season finale at Denver (1/3). Charles racked up a franchise-record 259 rushing yards, while LB Derrick Johnson became just the third linebacker in NFL history to return two INTs to TDs in a single game. Kansas City registered a 44-24 win, marking the club's first-ever win at INVESCO Field and the most points scored by the Chiefs in Denver since '72.

Despite finishing the year with a 4-12 record, the Chiefs led the NFL in Red Zone scoring percentage (89.5%) and improved in 30 categories compared to 2008. Only three clubs made more dramatic jumps in the comprehensive special teams rankings compiled by the Dallas Morning News, as the Chiefs went from 29th to 12th.

Haley began reshaping his coaching staff almost immediately after the season. Charlie Weis was named offensive coordinator on January 8th, while Romeo Crennel was hired as defensive coordinator on January 14th. Haley also added a number of coaches with

playing experience, including Hall of Fame CB Emmitt Thomas, who returned to the Chiefs as defensive backs coach on February 1st after registering a franchise-record 58 INTs from '66-78.

Commissioner Roger Goodell introduced four-time Pro Bowl G Brian Waters as the winner of Walter Payton NFL Man of the Year Award prior to the kickoff of Super Bowl XLIV on February 6th. Waters became the fifth member of the Chiefs to win that prestigious accolade. Super Bowl IV MVP QB Len Dawson – winner of the '73 Man of the Year Award – was on hand to present the Lombardi Trophy to the victorious New Orleans Saints.

On February 12th, Ann Roach announced her retirement after 44 seasons with the club. The second-longest tenured employee in Chiefs history, Roach served as an assistant to the first 10 head coaches in franchise annals. Roach and longtime Chiefs broadcaster Bill Grigsby were both acknowledged at the 40th annual 101 Awards on March 6th. Grigsby announced his retirement after a distinguished 63-year career in broadcasting.

The National Football League announced on April 20th that Monday Night Football would return to Kansas City on September 13th as the Chiefs officially celebrate the grand opening of the New Arrowhead vs. San Diego.

Chairman Clark Hunt led dozens of media members on an exclusive tour of the New Arrowhead on July 23rd, giving a behind the scenes look that the stadium and all its amenities before the first event was open to the public.

In an event reminiscent of Lamar Hunt's founding of the MLS and the Kansas City Wizards, the Wizards hosted English Premier League powerhouse Manchester United in a friendly match on July 25th, marking the first event held inside the New Arrowhead.

Clark Hunt was joined by the entire Hunt family and NFL Commissioner Roger Goodell on July 30th for the unveiling of Founder's Plaza, an engaging outdoor area that serves as a tribute to Chiefs Founder Lamar Hunt and recognizes his contributions to the founding of the American Football League.

That afternoon, Chiefs Training Camp made its debut on the campus of Missouri Western State University in St. Joseph, marking the first time in 20 years that the Chiefs held their summer practices in the state of Missouri.

Upon returning to the Arrowhead Training Facility, Kansas City held a free night practice on August 25th that was open to the public at Arrowhead Stadium, giving 22,142 Chiefs fans the opportunity to see the newly renovated stadium and watch the team practice before the start of the regular season. In conjunction with the open practice, the Chiefs dedicated the Chiefs Hall of Honor, presented by Time Warner Cable on the Lower Concourse of the stadium.

On September 13th, Kansas City celebrated the grand opening of the New Arrowhead with a 21-14 rain-soaked victory over the AFC West rival San Diego Chargers on ESPN's Monday Night Football. The victory signaled the culmination of the three-year, \$375 million renovation project.

Hunt assumed the title of Chairman and CEO of the Kansas City Chiefs on Tuesday, September 14th.

The Chiefs started the season 3-0 for the first time since 2003 on their way to a 10-6 record and the club's first AFC West title since 2003 and first playoff appearance since following the 2006 season. Kansas City registered a 7-1 record at home, restoring the Arrowhead advantage. The Chiefs went 4-0 against the NFC West, the second straight time they've swept the NFC West (2006). WR Dwayne Bowe tallied 15 TD receptions to pace the

league in scoring catches. RB Jamaal Charles gained 1,467 yards on 230 carries, finishing second behind Houston RB Arian Foster for the NFL's individual rushing title. LB Tamba Hali led all AFC defenders and was second in the NFL with 14.5 sacks on the season.

2011 — On January 9th, Kansas City hosted its first NFL playoff game since 2003 when the Chiefs fell to the Baltimore Ravens in a 30-7 final. Six Chiefs players were selected to the 2011 Pro Bowl in Honolulu, Hawaii: S Eric Berry, WR Dwayne Bowe, QB Matt Cassel, RB Jamaal Charles, DE Tamba Hali and G Brian Waters, marking the most Pro Bowl performers for the Chiefs since KC sent six players to the NFL's version of the all-star game in 2006.

Chairman and CEO Clark Hunt named Mark Donovan president of the Kansas City Chiefs on January 20th.

Head Coach Todd Haley made two moves related to his coaching staff, naming Bill Muir offensive coordinator/offensive line coach on February 3rd and hiring Jim Zorn as quarterbacks coach on February 15th. Haley garnered two post-season coaching awards for leading the Chiefs to a 10-6 record in only his second year at the helm, earning the NFL Alumni Coach of the Year award and also the AFC Coach of the Year award from the Committee of 101.

The Chiefs were saddened at the loss of a pair of treasured Kansas City icons in 2011 as longtime trumpeter and TD Pack Band leader Tony DiPardo passed away in February at the age of 98. Only a few weeks later, longtime voice of the Chiefs Bill Grigsby passed away at the age of 89. Thousands of Kansas Citians helped celebrate the lives of these two Chiefs legends at open memorial services.

During the offseason, Arrowhead Stadium returned to prominence as a Midwest entertainment destination as country music star Kenny Chesney played the venue as a stop on his 'Goin' Coastal Tour' along with the Zac Brown Band, Billy Currington and Uncle Kracker. Taylor Swift's 'Speak Now Tour' also made a stop at Arrowhead.

For the second year in a row, the Chiefs held training camp at Missouri Western State University in St. Joseph, Mo. After returning to their Kansas City facility for the home portion of training camp, the Chiefs hosted a free practice for fans at Arrowhead Stadium as part of the team's Back to Football Bash.

After dropping three straight contests to open the season, Kansas City rebounded with four straight victories. That stretch of four straight wins included a 28-24 victory at Indianapolis (10/9) in which the Chiefs tied a club record by overcoming a 17-point deficit and a 28-0 shutout at Oakland (10/23) in which Kansas City recorded six interceptions.

Kansas City appeared in three primetime contests in 2011, including two at Arrowhead Stadium. For the second year in a row, the Chiefs topped AFC West rival San Diego (10/31) at home on ESPN's Monday Night Football, this time, using a 30-yard K Ryan Succop field goal in overtime for the win.

QB Matt Cassel was placed on injured reserve with a hand injury suffered vs. Denver (11/13). Kansas City claimed QB Kyle Orton off waivers from Denver on Nov. 23. Kansas City was one of two teams to have three different starting quarterbacks open an eventual victory in 2011, with Houston being the other team to accomplish that feat.

With a 5-8 record after 13 games, Todd Haley became the second coach in team history to be relieved of his duties during the season. Defensive Coordinator Romeo Crennel assumed the head coaching duties. The Chiefs upset the previously undefeated Green Bay Packers by a 19-14 final at Arrowhead (12/18) in Crennel's first game at the helm.

In the final three contests with Crennel serving as both head coach and defensive coordinator, the Chiefs defense ranked third in the NFL in total yards per game allowed, second in net passing yards per game allowed and second in points per game allowed.

The final game of the 2011 season marked the 227th career game for C Casey Wiegmann and was his 200th career start. Dating back to a contest vs. the N.Y. Giants (9/23/01), Wiegmann had started 175 consecutive games at center and played 11,162 straight offensive snaps, marking the longest streak by any NFL offensive lineman. Dating back to a contest vs. Carolina (11/20/05), RB Thomas Jones had appeared in 102 consecutive games.

2012 — Crennel was named the 12th head coach in franchise history by Chairman and CEO Clark Hunt and General Manager Scott Pioli on Jan. 9, 2012.

Although the team finished with a 7-9 record, the Chiefs were one win shy of repeating as the AFC West Division champions and earning an automatic berth in the playoffs.

Crennel started making changes to his coaching staff in the weeks following the regular season. Tom McMahon was named special teams coach on Jan. 30 while Brian Daboll was named offensive coordinator on Feb. 6. On Feb. 14, Nick Sirianni was promoted to wide receivers coach, while Jack Bicknell was named offensive line coach, Jim Bob Cooter was hired as offensive quality control coach and Derius Swinton was named special teams quality control coach. Crennel rounded out his coaching staff by hiring Steven Smith as assistant offensive line coach on March 9.

Former Chiefs T Willie Roaf was elected to the Pro Football Hall of Fame as part of the class of 2012, announced Saturday, Feb. 4, the day before Super Bowl XLVI in Indianapolis.

On April 14, the Kansas City Chiefs announced that every Chiefs Season Ticket Account Holder would receive one personalized Chiefs Nike jersey as a thank you in celebration of the club's 50 years in Kansas City. On May 15, Chairman and CEO Clark Hunt further outlined multiple plans and initiatives to thank Chiefs fans and the Kansas City community for their support through the years in a special press conference at Union Station in downtown Kansas City.

On June 10, Kansas City welcomed back Kenny Chesney to Arrowhead Stadium as a stop in the 'Brothers of the Sun' tour along with Tim McGraw.

For the third consecutive year, the Chiefs returned to Missouri Western State University in St. Joseph, Mo. for training camp.

The Chiefs went 2-14 in 2012, picking up their first win in a 27-24 overtime battle at New Orleans (9/23) with the help of RB Jamaal Charles, who registered a 91-yard rushing touchdown, the longest rush from scrimmage in team history. On Dec. 2, Kansas City picked up its second victory of the season a day after tragedy struck the organization. The Chiefs rallied to beat the Carolina Panthers 27-21 on the shoulders of 127 rushing yards from Charles and two passing touchdowns from QB Brady Quinn.

Despite having struggled in 2012, the Chiefs had six players elected to the play in the annual Pro Bowl in Hawaii. S Eric Berry, RB Jamaal Charles, LBs Tamba Hali and Derek Johnson all earned their second trip, while P Dustin Colquitt and LB Justin Houston earned their first trip to the Pro Bowl.

On Dec. 31, Romeo Crennel was relieved of his head coaching duties.

REID, DORSEY TEAM UP IN KANSAS CITY

2013 — The Kansas City Chiefs and General Manager Scott Pioli parted ways on Jan. 4, 2013. On Jan. 7 Chiefs Chairman and CEO Clark Hunt introduced Andy Reid as the Chiefs 13th head coach, and one week later on Jan. 14, he named John Dorsey as the team's sixth general manager in franchise history. Soon after Reid arrived in Kansas City, he started assembling his coaching staff, which consisted of several coaches he brought in from his staff in Philadelphia, including former NFL quarterback Doug Pederson as offensive coordinator. Reid named Bob Sutton defensive coordinator and Dave Toub special teams coordinator, and he hired former NFL head coach Brad Childress as a spread game analyst/special projects coach.

Former Chiefs DT Curley Culp was elected to the Pro Football Hall of Fame as part of the class of 2013, announced Saturday, Feb. 2, the day before Super Bowl XLVII in New Orleans.

On March 13, the Chiefs announced a trade with the San Francisco 49ers to acquire QB Alex Smith. Kansas City used the first overall pick of the 2013 NFL Draft by selecting T Eric Fisher. Fisher played collegiately at Central Michigan.

During the 2013 offseason, the Chiefs unveiled the Chiefs Kingdom Pass, a personalized experience just for Season Ticket Holders to manage their relationship with the Kansas City Chiefs. There is a website, ChiefsKingdomPass.com, that lets Season Ticket Holders manage their accounts, view exclusive video from Emmy award winning 65 Toss Power Trap Productions and earn and redeem points for unique prizes.

On May 18, the Chiefs hosted the inaugural Chiefs 5K at Arrowhead Stadium featuring a one-of-a-kind finish on the 50 yard line. Fans were able to feel the rush of excitement as they ran out of the Chiefs tunnel and onto the field for a dramatic finish in front of a cheering section.

On June 15, Kansas City welcomed Kenny Chesney back to Arrowhead Stadium as a stop in the 'No Shoes Nation' tour along with Eric Church.

SETTING A GUINNESS WORLD RECORD

On Sunday, Oct. 13, 2013, Chiefs fans inside Arrowhead Stadium set a new Guinness World Record for Loudest Crowd Roar at an Outdoor Sports Stadium. A grassroots initiative led by a group of fans and supported by the Chiefs organization, all Kansas City fans inside Arrowhead rallied around the team as the Chiefs topped AFC West foe Oakland 24-7, recording a peak decibel reading of 137.5 decibels during a fourth-quarter play that saw LB Derrick Johnson sack Oakland QB Terrelle Pryor with just under one minute left in the game. With Guinness Book of World Records adjudicator Philip Robertson monitoring the sound levels on a specially designed decibel meter, Chiefs fans inside Arrowhead broke the old Guinness World Record of 136.6 set by the fans of the Seattle Seahawks at CenturyLink Field on Sept. 15 in Seattle.



For the fourth consecutive year, the Chiefs returned to Missouri Western State University in St. Joseph, Mo. for training camp.

Following training camp in St. Joseph, Head Coach Andy Reid's team shot out of the gate at a blistering pace, winning nine consecutive games to start the 2013 campaign. The nine-game winning streak to open the season tied the club's longest win streak and tied the Chiefs 2003 squad who also opened its campaign 9-0 as the most wins to start a season.

The Chiefs defense pitched a shutout in the season opener at Jacksonville (9/8) as the Chiefs won 28-2, setting the tone for what would be a dominant defensive performance throughout the first half of the season.

The team debuted in red-on-red uniforms in the home opener against Dallas (9/15) among other new gameday elements, including pyrotechnics for individual player introductions during pregame.

Reid returned to the city and stadium that he called home for the previous 14 years as the Chiefs traveled to Philadelphia (9/19) and earned a 26-16 victory in primetime on Thursday Night Football.

Kansas City hosted a three-game homestand in the month of October, starting with a game against AFC West foe, the Oakland Raiders. In that game, Chiefs fans established a Guinness World Record for the loudest crowd roar at an outdoor stadium, reaching 137.5 decibels and breaking the old record of 136.6 decibels set by Seattle Seahawks fans. Seahawks fans eventually broke the record again at CenturyLink Field on Dec. 2.

With a win at Buffalo (11/3), the Chiefs entered the bye week unbeaten at 9-0 just one year removed from the team's 2-14 record. The seven-game improvement by the bye marked the best single-season turnaround in franchise history.

After a three-game skid marked by a pair of losses to the eventual Super Bowl contending Denver Broncos and a loss to the San Diego Chargers who advanced to the AFC Divisional playoffs, the Chiefs rebounded with statement victories on the road at Washington and in Oakland as the offense turned up the heat in the second half of the season, posting 101 combined points in back-to-back weeks (45 at Washington, 56 at Oakland).

With a fifth seed guaranteed in the AFC playoffs and no chance for improving playoff seeding, Reid rested a number of starters and key players in the season finale at San Diego to give extra rest heading into the postseason. The team, led by QB Chase Daniel, took the San Diego Chargers to overtime in San Diego, but eventually fell short of a victory after a 36-yard K Nick Novak field goal marked the difference in the extra period.

2014 — The Chiefs finished the regular season with an 11-5 record, marking the best finish since the club went 13-3 in 2003. It was the first playoff appearance for the team since the 2010 season, and Andy Reid became just the second coach in franchise history to lead the Chiefs to the playoffs in his first season at the helm, joining Herm Edwards who accomplished the feat in 2006.

In the AFC Wild Card Game at Indianapolis (1/4/14), the Chiefs offense picked up where it left off in the second half of the season. With RB Jamaal Charles lost to injury on the game's opening drive, QB Alex Smith put the team on his shoulders, setting a number of franchise postseason records. He finished the game completing 30 of 46 passes for 378 yards with four touchdowns and a 119.7 passer rating. WR Dwayne Bowe hauled in

SETTING A GUINNESS WORLD RECORD AGAIN

On Monday, Sept. 29, 2014, Kansas City defeated the New England Patriots 41-14, and Chiefs fans set a Guinness World Record for Loudest Crowd Roar at a Sports Stadium (Outdoors). Chiefs fans reached a peak decibel reading of 142.2 as Guinness World Records adjudicator Phillip Robertson monitored the sound levels. The mark was set early in the contest while the club was on defense. The Arrowhead Stadium record passed the old record of 137.5 decibels and broke Seattle's record of 137.6.



eight passes for 150 yards and a touchdown in the game. In the end, 44 total points was not enough as the Indianapolis Colts overcame a 21-point first-half deficit to win the game 45-44 and advance to the AFC Divisional round at New England.

Following the 11-5 season, the Chiefs sent a total of 10 players to the Pro Bowl in Hawaii, more than any other team in 2013: T Branden Albert, S Eric Berry, RB Jamaal Charles, CB Brandon Flowers, LB Tamba Hali, LB Justin Houston, LB Derrick Johnson, PR Dexter McCluster, DT Dontari Poe and QB Alex Smith.

RB Jamaal Charles and S Eric Berry were named first-team All-Pro by the Associated Press following the season, while DT Dontari Poe, LB Tamba Hali and WR/PR Dexter McCluster were named second-team All-Pro.

Under the direction of Special Teams Coordinator Dave Toub, the team set an NFL record for kickoff return average, posting 29.9 yards per return, leading the league by more than 3.0 yards per return and breaking the old NFL record of 29.4 yards per return set by the 1972 Chicago Bears.

Following their first year leading the club, Reid was named the 2013 AFC Coach of the

BE BOLD, BE BRAVE, BE BERRY

Before the Chiefs game at Arizona on Sunday, Dec. 7, 2014, a number of Cardinals players and coaches wore the "Be Bold. Be Brave. Be Berry." T-shirt in support of Chiefs safety Eric Berry, who was put on the non-football illness list after being diagnosed with Non-Hodgkin's lymphoma. Cardinals head coach Bruce Arians (below) also wore the shirt in support of the Chiefs Pro Bowl safety. In addition, Cardinals president Michael Bidwill made a \$10,000 donation to the Eric Berry Foundation, only further showing the fraternity of the NFL and the support the teams have for one another.



Year by the 101 Committee and Dorsey was named Executive of the Year by the Pro Football Writers of America.

In late July, the Chiefs returned to St. Joseph, Mo., for their fifth straight year of training camp at Missouri Western State University.

The club opened up the 2014 season 1-2 before hosting New England on Monday Night Football (9/29) to close out the month of September. The team featured its red-on-red

uniforms for only the second time in team history. The Chiefs dominated the eventual Super Bowl Champions 41-14 in a game that featured a Guinness World Record for the loudest outdoor stadium, reaching 142.2 decibels and breaking the old record of 137.6 decibels set by Seattle Seahawks fans at Century Link Field in 2013. Three touchdowns in the contest from RB Jamaal Charles garnered him AFC Offensive Player of the Week honors.

Kansas City went into the bye week with a 2-3 record before a victory at San Diego (10/19) in which Charles broke Priest Holmes' franchise career rushing record of 6,070 yards on a 16-yard touchdown run. The win over the Chargers also began a five-game winning streak, culminating with a 24-20 victory at Arrowhead Stadium over the defending Super Bowl Champion Seattle Seahawks to improve to 7-3.

Following the Chiefs week 12 game at Oakland, S Eric Berry was diagnosed with Non-Hodgkin's lymphoma and was placed on the NFL list for the remainder of the season in order to begin his treatments. To support Berry's fight, Chiefs teammates designed Be Bold, Be Brave, Be Berry T-shirts for public purchase, with all proceeds going to the Leukemia & Lymphoma Society. In addition, Chiefs players and other players around the league also supported Berry's battle by wearing the T-shirts during pre-game warm-ups.

Heading into the final game of the regular season against San Diego (12/28), the club still had postseason aspirations. Chiefs starting QB Alex Smith was ruled out prior to the game with a spleen injury, which allowed QB Chase Daniel to start his first game with the club since the season finale in San Diego in 2013. Daniel completed 16 of 27 passes for 157 yards and led the Chiefs to a 19-7 victory to end the regular season. However, a Baltimore victory over Cleveland eliminated the Chiefs from playing in the postseason for the second consecutive season.

Off the field, the Chiefs made headlines when the NFL announced (11/6) that the club was selected to host a regular-season game overseas for the first time in franchise history. The Chiefs would take on the Detroit Lions in London on Nov. 1, 2015. The Week 8 contest was part of the NFL's International Series played at Wembley Stadium, one of three NFL games taking place in the United Kingdom in 2015.

Arrowhead Stadium played host to three college football games in 2014. Langston University took on Lincoln University on Sept. 6, while the NAIA Gridiron Challenge doubleheader (10/11) featured MNU (Kan.) vs. Missouri Valley and Baker University vs. Benedictine.

In the second year of the Reid-Dorsey era, the Chiefs finished with a 9-7 record, their second straight winning season. With 11 wins in 2013 and nine wins in 2014, Chiefs Head Coach Andy Reid's 20 total wins gave him the most wins by a coach in his first two seasons in team history, passing Marty Schottenheimer's 19-win total in 1989 and 1990. Reid's .625 (20-12) winning percentage also marks the best by a head coach in team history through his first two seasons.

After the season, a total of four Chiefs were voted and participated in the annual Pro Bowl: RB Jamaal Charles, LB Tamba Hali, LB Justin Houston and DT Dontari Poe. All four players made return trips to the NFL's All-Star game after participating in 2013.

LB Justin Houston had one of the best single season performances in team history in 2014. Houston recorded 22.0 sacks, which led the league and also fell one sack short of passing Michael Strahan (22.5 sacks) for the most sacks in a single season in NFL history. The total also surpassed former Chiefs great Derrick Thomas' 20 sacks in 1990, a record

that stood for more than 20 years. Houston was named to the 2014 AP All-Pro first team after the season.

The Chiefs went 4-0 against the AFC East in 2014, the third time in the last five years that the Chiefs have swept a division in one season (2010 - NFC West, 2013 - NFC East).

2015 — On Jan. 15, the Board of Governors at Missouri Western State University announced they had approved a contract amendment that will keep the summer training camp of the Kansas City Chiefs at the school in St. Joseph for three more years, through 2017.

It was announced on Jan. 31 that former Chiefs G Will Shields would be inducted into the Pro Football Hall of Fame. Shields becomes the 11th longtime member of the Kansas City Chiefs to be enshrined.

On the final day of February, the Committee of 101 hosted the 45th 101 Awards at the Westin Crown Center Hotel in Kansas City. It was announced that former cornerback Gary Green would be the 2015 inductee into the Chiefs Hall of Fame. Green, who earned All-Pro honors three consecutive years with the club (1981-83), is the 45th player to earn the coveted honor. The Committee also recognized Justin Houston as the winner of the Derrick Thomas Award, given to the team's most valuable player, and De'Anthony Thomas as the winner of the Mack Lee Hill Award, granted to the team's top rookie or first-year performer.

The Chiefs began free agency on Mar. 11 when they signed WR Jeremy Maclin. The former Eagles wide receiver spent the first four years of his career with Chiefs Head Coach Andy Reid in Philadelphia. The Chiefs also signed veteran free agents G Paul Fanaika and S Tyvon Branch and acquired G Ben Grubbs in a trade with New Orleans.

Arrowhead Stadium hosted its first non-Chiefs event in 2015 by holding an international friendly soccer match between Mexico and Paraguay on Mar. 31. Arrowhead Events LLC also hosted three concerts in the summer of 2015: the Rolling Stones – June 27; One Direction – July 28; Kenny Chesney – Aug. 1. The American Royal's World Series of Barbecue also moved to Arrowhead Stadium from Oct. 1-4, making it the biggest barbecue in Kansas City history. On Nov. 14, Arrowhead will serve as the site for the Missouri-BYU college football game. It was the first Division I college football game at Arrowhead since Missouri defeated Kansas in the Border Showdown in 2011.

The 2015 Chiefs got off to a hot start, winning all four of its preseason games for the first time since the four-game preseason schedule was installed in 1978 and the first time the club went undefeated in the preseason since 1969, when the team went 6-0 en route to winning Super Bowl IV.

After opening the season with a 27-20 victory in Houston (9/13), which saw rookie CB Marcus Peters record an interception on the very first pass and very first play he saw in his NFL career, the Chiefs and the NFL community received an enormous boost on Thursday Night Football when S Eric Berry made his Arrowhead Stadium return vs. Denver (9/17) for the first time since being diagnosed with Hodgkin's Lymphoma during the previous season. Additionally, Marcus Peters returned a Peyton Manning interception 55 yards for a touchdown, marking his second interception in as many weeks in his rookie season. However, the contest against the Broncos was the first in a five-game losing streak for the Chiefs - with four of Kansas City's opponents advancing to the postseason.

Kansas City turned its season around against Pittsburgh (10/25) at Arrowhead, with the help of RB Charcandrick West - who was filling in for Jamaal Charles, who was lost for the season with a torn ACL - who rushed for 110 yards and a touchdown on the afternoon.

The victory against the Steelers would turn out to be the beginning of a franchise-record 10-game winning streak for the Chiefs.

The Chiefs victory over the Steelers was followed up by a trip across the pond to face the Lions (11/1) at London's Wembley Stadium. Kansas City's 45-10 victory tied an International Series record for most points scored by one team. Following the bye week, Kansas City traveled to Denver (11/15) to face the Broncos, where they would secure the team's first victory in Denver since the final week of the 2011-12 season. Marcus Peters continued his stellar rookie campaign, picking off Broncos QB Peyton Manning's first attempt of the game. The lone bright spot for the Broncos came in the first quarter when Manning broke the NFL's record for career passing yards. Following the stoppage of play, Chiefs defenders intercepted Manning and backup quarterback Brock Osweiler four more times in the game, including an interception by Eric Berry, adding another great note to his already storybook return from Hodgkin's Lymphoma.

Kansas City's defeat of Denver was the third of 10-consecutive wins that would turn the season around after a rocky start. The 10-straight victories also set a franchise record for most victories to end a season, surpassing the previous mark of six, set in 1997. The streak helped the Chiefs finish 11-5 and earn a spot in the playoffs for the second time under Reid.

The Chiefs regular season saw players set numerous team and NFL records. QB Alex Smith threw 312 consecutive pass attempts without an interception, the second-longest streak in NFL history. In a Week Three matchup at Green Bay, LB Derrick Johnson broke Gary Spani's team record for most career tackles. Newcomer Jeremy Maclin set the Chiefs single-season record for most receptions by a wide receiver with 87 and rookie CB Marcus Peters set numerous records, including most interceptions by a rookie, with eight, most passes defensed, with 26; his two interception returns for touchdowns tied a Chiefs rookie record and his 280 INT return yards were the most in franchise history and the ninth-most in NFL history. Additionally, Peters became the 14th rookie in club history to start all 16 games.

2016 — The Chiefs returned to Houston where they faced the Texans (1/9) in the first round of the AFC playoffs. The game got off to a blistering start when Knile Davis ran the opening kickoff back 106 yards for a touchdown. The 106-yard return was the longest in AFC Wild Card postseason history and the second-longest in NFL postseason history. Kansas City's defense forced five Houston turnovers in the game, en route to a 30-0 victory. Not only was it the first postseason victory by the Chiefs since 1994, it was the first shutout in the franchise's postseason history.

Kansas City then traveled to New England (1/16), where it fell to the Patriots 27-20, ending the most successful season in the Reid-Dorsey era in Kansas City.

Following the season, the Chiefs had six players - Eric Berry, Tamba Hali, Justin Houston, Derrick Johnson, Travis Kelce and Marcus Peters - in addition to the entire coaching staff, play in the Pro Bowl. The team also saw two of its defenders take home postseason honors, with Marcus Peters taking home the AP's Defensive Rookie of the Year Award as well as Eric Berry's courageous season and story be acknowledged with the NFL's Comeback Player of the Year award.

On March 5th, the Committee of 101 hosted the 46th 101 Awards at the Westin Crown Center Hotel in Kansas City. It was announced that former fullback Tony Richardson would be the 2016 inductee into the Chiefs Hall of Fame. Richardson, spent 11 years on Kansas

City's roster rushed for 1,576 yards and recorded 1,298 receiving yards, including 24 total touchdowns during his tenure. The Committee also recognized S Eric Berry and QB Alex Smith as the first co-winners of the Derrick Thomas Award, given to the team's most valuable player, and CB Marcus Peters as the winner of the Mack Lee Hill Award, granted to the team's top rookie or first-year performer.

In the offseason the Chiefs continued to improve the team by resigning their own players, TE Travis Kelce, T Eric Fisher, RB Spencer Ware and RB Charcandrick West. The Chiefs also signed veteran T Mitchell Schwartz to anchor the right side of the offensive line.

Arrowhead Events LLC also hosted two concerts in the summer of 2016: Guns and Roses – July 29; Kenny Chesney – July 16.

After a 2-2 preseason record, the Chiefs opened their season at home with an overtime victory vs. the San Diego Chargers (9/11). After trailing 21-3 at halftime, the Chiefs stormed back scoring 17 points in the fourth quarter capped by a five yard touchdown run by RB Spencer Ware with 1:11 left on the clock to tie the game at 27. The Chiefs forced overtime, took the ball and on a third and two, QB Alex Smith ran the ball two yards up the middle to win the game 33-27. In week two the Chiefs would fall in Houston (9/18), but rebound in a big way week three vs. the Jets (9/25). The Chiefs intercepted six passes from QB Ryan Fitzpatrick en route to a 24-3 victory as CB Marcus Peters (2), S Eric Berry, LB Derrick Johnson, S Daniel Sorensen and CB D.J. White tallied picks. After losing to Pittsburgh in week four (9/25), Kansas City went into the bye week 2-2 before winning their next 10 of 12 games. Along the way the Chiefs beat the defending NFC Champion Carolina Panthers (11/13) on a game-winning field goal by K Cairo Santos. Santos' heroics were set up by a forced fumble by CB Marcus Peters after stripping WR Kelvin Benjamin with 29 seconds remaining. In week 12 for the first of two victories, the Chiefs beat the defending Super Bowl Champion Denver Broncos (11/27). K Cairo Santos again connected on an overtime game-winning field goal off the crossbar with five seconds left to win in dramatic fashion.

2017 — The Chiefs began the year and closed the season with a chance to capture their first AFC West division title since 2010 with a win against the San Diego Chargers (1/1). In the third quarter WR Tyreek Hill put the game out of reach by returning a P Drew Kaser punt 95 yards for a touchdown. With the Week 17 win the Chiefs finished with a 12-4 record, going 6-0 vs. divisional opponents and earned a first round bye in the playoffs.

For the second straight year the Chiefs competed in the AFC Divisional round of the playoffs, this time, hosting the Pittsburgh Steelers at Arrowhead Stadium (1/15). The Chiefs and Steelers battled, trading points throughout the game but ultimately the Chiefs fell, 18-16.

Following the season, the Chiefs had seven players - P Dustin Colquitt, S Eric Berry, TE Travis Kelce, WR Tyreek Hill, LB DJ Alexander, QB Alex Smith and CB Marcus Peters - in addition to the entire coaching staff, selected to participate in the Pro Bowl.

On February 26th, the Committee of 101 hosted the 47th 101 Awards at the Westin Crown Center Hotel in Kansas City. It was announced that former wide receiver Carlos Carson would be the 2017 inductee into the Chiefs Hall of Fame. Carson spent 10 years on Kansas City's roster recording 6,360 receiving yards, 352 career receptions and 33 total touchdowns during his tenure. The Chiefs also recognized S Eric Berry as the winner of the Derrick Thomas Award, given to the team's most valuable player, and WR Tyreek Hill as the winner of the Mack Lee Hill Award, granted to the team's top rookie or first-year performer.

In the offseason the Chiefs continued to improve the team by resigning their own veteran players such as S Eric Berry, S Daniel Sorensen and G Laurent Duvernay-Tardif while adding free agents RB CJ Spiller and DL Bennie Logan.

On June 22, 2017 the Chiefs agreed to part ways with General Manager John Dorsey. On July 10, 2017, Chiefs hired General Manager Brett Veach, becoming the seventh General Manager in franchise history.

At the end of July, The Chiefs attended training camp at Missouri Western State University in St. Joseph for the eighth year in a row.

U2 was hosted by Arrowhead Events LLC, performing at Arrowhead Stadium on September 12.

After going .500 in the preseason, the club opened its season against the defending Super Bowl champions, The New England Patriots, in the opening game of the NFL season (9/7). Rookie RB Kareem Hunt scored three touchdowns (two receiving, one rushing) as the Chiefs defeated the Patriots 42-27. This sparked a 5-0 start to the season behind the leagues no. 1 offense in points scored.

Kansas City entered its bye week in Week 9 at 6-3. After close losses to the Giants, Bills and Jets, the club hosted Oakland in a crucial divisional match up. The Chiefs scored 26 unanswered points with rushing touchdowns from running backs Kareem Hunt and Charcandrick West and four field goals from K Harrison Butker. Kansas City defeated Oakland 26-15 and carried that momentum with a 30-13 victory over the Chargers the following week. Going into week 16 against Miami, the Chiefs needed one game to clinch the AFC West. QB Alex Smith threw for over 300 yards for the fifth time and the defense forced two fumbles on the way to a 29-13 victory and a second-straight AFC West title. In the final game of the regular season, Kansas City rested several players, which allowed players like rookie QB Patrick Mahomes to see the field. The rookies shined against Denver, as Mahomes threw for 284 yards, Hunt clinched the league rushing title and Butker hit the game-winning field goal as time expired.

Several Chiefs players stood out during the season, including QB Alex Smith who led the league in passer rating with 104.7, rookie RB Kareem Hunt led the league in rushing with 1,327 and rookie K Harrison Butker led the team in scoring with 142 points.

2018 — Kansas City hosted the Tennessee Titans in the Wild Card round of the playoffs (1/7). After a hard-fought game, the Chiefs lost in a close contest, 22-21.

At the end of the season, three Chiefs players were selected to the Pro Bowl: QB Alex Smith, RB Kareem Hunt, and WR/KR Tyreek Hill.

On February 24th, the Committee of 101 hosted the 48th 101 Awards at the Westin Crown Center Hotel in Kansas City. It was announced that former tight end Tony Gonzalez would be the 2018 inductee into the Chiefs Hall of Fame. Gonzalez spent 12 years on Kansas City's roster recording 10,940 receiving yards, 916 career receptions and 76 total touchdowns during his tenure. The Chiefs also recognized QB Alex Smith as the winner of the Derrick Thomas Award, given to the team's most valuable player, and RB Kareem Hunt as the winner of the Mack Lee Hill Award, granted to the team's top rookie or first-year performer.

The club started its offseason fast, signing WR Sammy Watkins and LB Anthony Hitchens on the first day of free agency. QB Alex Smith was traded to Washington for CB Kendall Fuller and a 2018 third-round draft pick. CB Marcus Peters and a 2018 sixth-round

pick were also moved to the Los Angeles Rams for 2018 fourth-round and 2019 second-round draft picks.

The Chiefs began the year with victories in each of their first five matchups on the season slate, starting with a 38-28 victory in Los Angeles over the AFC West Division-rival Chargers. The win marked the ninth-consecutive victory over the Chargers, as WR/PR Tyreek Hill ignited the scoring output with his fourth career punt return TD after the defense forced a Chargers three-and-out to start the contest. Hill continued his contributions on the offensive end, accounting for two of QB Patrick Mahomes' four passing TDs on the day.

Taking the show on the road in Week 2, Kansas City travelled to Pittsburgh to battle the Steelers in the team's first road contest of the season. Capitalizing off of his Week 1 offensive output, QB Patrick Mahomes threw for a franchise-tying record six TDs in a 42-37 win in the Steel City. Mahomes connected with five different pass-catchers to accumulate the half-dozen passing scores, calculating a career-high 154.8 passer rating on 23 completions for 326 yards and zero INTs. With 10 passing scores within the team's first two games of the season, Mahomes broke and re-set the club record to commence his sophomore season.

Over the subsequent three weeks, Kansas City advanced to a 5-0 record through the first five weeks of the 2018 season, including a three passing TD performance by QB Patrick Mahomes in Week 3 vs. San Francisco and the Chiefs defense accumulating a four INT outing in a Week 5 win against the Jaguars at Arrowhead Stadium.

The Chiefs traveled to Foxboro, Mass. in Week 6 to take on the New England Patriots. On Sunday Night Football, Kansas City suffered its first loss of 2018 by a 43-40 final. The offense's 40-point outburst helped break the franchise record for total points scored (215) through the first six games of a single season. Mahomes threw for four TDs in the contest and logged his fifth consecutive 300-plus passing yard output, the latter of which set another franchise record.

The Chiefs rebounded by ripping off four wins in a row from Weeks 7-10, accumulating a win at home over the AFC West Division-rival Denver Broncos and two 35-plus point offensive performances against a pair of AFC North foes in Cincinnati and Cleveland.

The Week 7 win over the Bengals on Sunday Night Football marked Head Coach Andy Reid's 200th career victory, becoming only one of two active coaches in the NFL (Bill Belichick) to have hit the 200-win threshold.

Mahomes' two passing TDs in the Week 10 victory over Arizona set the franchise record for passing TDs in a single season, as the quarterback's first full season at the helm broke Pro Football HOF QB Len Dawson's record of 30 passing TDs set in 1964.

The Week 11 matchup pitted the 9-1 Kansas City Chiefs against the 9-1 Los Angeles Rams. The setting for the Monday Night Football contest was moved to the Los Angeles Memorial Coliseum from Estadio Azteca in Mexico City, Mexico. The two offensive juggernauts combined to score 105 total points, a Monday Night Football record, with the Rams taking the de facto home victory, 54-51. QB Patrick Mahomes tied his own career and franchise-tying record by tossing for six scores, adding a career-high 478 passing yards for a 117.6 passer rating.

Kansas City returned to the field in Week 13 following a Week 12 bye week and avenged the Week 11 loss to the Rams by posting 40 points on the scoreboard and defeating the division-rival Oakland Raiders. The Chiefs offense rode on the shoulders of Mahomes'

four passing TDs and 295 passing yards, which helped Mahomes become the fastest QB (13 games) in NFL history to eclipse 4,000 passing yards.

Returning to Arrowhead Stadium in Week 14 to take on the eventual AFC North Division champion Baltimore Ravens, the Chiefs used a K Harrison Butker 35-yard game-winning FG to gain an overtime win over the visitor to secure the ninth home victory in a row for the Chiefs and Head Coach Andy Reid, dating back to 2017.

The following week, a quick turnaround at Arrowhead Stadium for a Thursday Night Football showdown ensued by the hosting of AFC West foe, the Los Angeles Chargers. Though Kansas City put 28 total points on the scoreboard and set the franchise record for most points scored in a single season (499), Los Angeles rallied from seven points down on the final drive of the fourth quarter to score a TD with 13 seconds remaining in regulation. With a share of the lead in the AFC West on the line, the Chargers attempted and successfully converted a two-point conversion to claim victory over the Chiefs for the first time since 2013.

Week 16 subsequently presented the final road game of the 2018 regular season slate for Kansas City, travelling to Seattle to battle the Seahawks on Sunday Night Football. Down seven points entering the final quarter of play, the Chiefs and QB Patrick Mahomes accounted for 14 fourth-quarter points behind a TD pass to WR Demarcus Robinson, a successful two-point conversion rush for Mahomes and a pair of FGs by K Harrison Butker. But, being matched by Seattle's 14 fourth-quarter points, the Seahawks topped the Chiefs, 38-31, to grant Kansas City their fourth loss of the season. On the defensive side for Kansas City, DT Chris Jones logged 1.5 sacks to set the NFL record for most consecutive games with at least one sack (11 games).

In the regular season finale at home against the Oakland Raiders, the Chiefs put together a combined effort to defeat the divisional foe, 35-3, en route to winning the AFC West Division for the third consecutive season. With the win, the Chiefs also secured the top-seed in the AFC earning a first-round playoff bye and home field advantage throughout the postseason.

With the outing in Week 17, QB Patrick Mahomes totaled 50 passing TDs and 5,000-plus passing yards for the first time in franchise history. The achievement was also accomplished for just the second in NFL history (Peyton Manning, 2013). The offense totaled 565 points over the length of the regular season, ranking third in NFL history in total scoring output.

Tied along with Mahomes' passing spree, several Chiefs benefitted on the receiving end. TE Travis Kelce set the franchise record with 103 receptions, accumulating a career-high 1,336 receiving yards, as WR Tyreek Hill set the franchise record with 1,479 receiving yards. The trio of Mahomes, Hill and Kelce all earned First-Team All-Pro honors following the regular season.

2019 — In the AFC Divisional Round of the NFL Playoffs, the Indianapolis Colts rode into a snowy Arrowhead Stadium for a Saturday afternoon contest. Behind an impressive showing by the Chiefs' rushing offense, Kansas City put in four scores on the ground and added a Butker FG, while the defense held the visiting Colts to 13 total points, to claim the first home playoff victory at Arrowhead Stadium since 1994 and advance to the AFC Championship game for the first time in 25 years.

The Kansas City Chiefs and Arrowhead Stadium hosted the New England Patriots the following week for the first AFC Championship at Arrowhead Stadium in franchise history. Following a 14-0 halftime deficit, the Chiefs rallied to score 31 second-half points behind a three-TD performance by RB Damien Williams. QB Patrick Mahomes threw for three TDs in the second half to help the scoring output, as the 31-31 draw took the contest into overtime. The Patriots won the coin toss, orchestrated an offensive drive and scored a rushing TD on the opening possession to defeat the Chiefs and advance to Super Bowl LIII.

Following the loss in the AFC Championship Game, six Chiefs players participated in the 2019 Pro Bowl the following week. QB Patrick Mahomes was named 2019 Pro Bowl MVP following the AFC's victory over the NFC. One week later at NFL Honors, Mahomes was presented with the AP NFL MVP Award and it was announced that Chiefs Hall of Famers S Johnny Robinson and TE Tony Gonzalez would be inducted into the 2019 Class of the Pro Football Hall of Fame in August. Prior to the 2019 NFL Draft, it was announced that Mahomes would appear the cover of EA Sports' Madden NFL 20, and in July, Mahomes was awarded the ESPY for Best NFL Player.

As an organization, the Kansas City Chiefs bolstered their roster with a pair of significant acquisitions on the defensive side of the football.

Former First-Team All-Pro S Tyrann Mathieu signed with the club in the early phases of unrestricted free agency, and former Seattle Seahawks DE Frank Clark was acquired by the Chiefs via a trade that sent Kansas City's first-round draft pick to the Seahawks prior to the annual NFL Draft.

The Chiefs marked a decade of training camp at Missouri Western State University with record crowds flocking to see the team train in St. Joseph.

The 2019 campaign marked the franchise's 60th season, and the 57th in Kansas City. The 60th theme was celebrated throughout the offseason, training camp, and throughout the season as the club honored its rich tradition and history. The season began with four consecutive wins, including three victories coming on the road.

Week 2 marked the franchise's last scheduled game against the Raiders in the Oakland Coliseum as the AFC rival prepared for its move to Las Vegas in 2020. It also marked the NFL's last game to feature a dirt infield as part of the playing surface for a football game.

The Week 3 home opener against the Baltimore Ravens featured gold end zones and throwback field markings for the club's 60th season, an homage to the club's original Kansas City home, Municipal Stadium.

The club won a tightly-contested game in Detroit before dropping two-consecutive home games to AFC South teams, the Indianapolis Colts and the Houston Texans.

Kansas City went to Denver for a Thursday Night Football matchup with the Denver Broncos and saw QB Patrick Mahomes go down with a dislocated kneecap that kept him out of the remainder of the game. QB Matt Moore saw his first meaningful snaps with the club, helping lead the team to a 30-6 win over the Broncos. The win marked Head Coach Andy Reid's 200th career regular season win, making him just the eighth coach in NFL history to accumulate at least 200 career victories.

Moore got his first of two starts in a Chiefs uniform in Week 8 against the Green Bay Packers on Sunday Night Football as Mahomes was sidelined with the knee injury. Despite being tied 24-24 in the fourth quarter, the Chiefs could not hold off the eventual NFC runner-up Packers, falling 31-24.

Moore again started in place of the recovering Mahomes in Week 9 as the Chiefs hosted the Minnesota Vikings. RB Damien Williams scored a 91-yard rushing touchdown, tying Jamaal Charles for the franchise record longest-run from scrimmage. K Harrison Butker converted four field goals on the day, including what then tied a career-long 54-yard field goal with less than three minutes left on the clock to tie the game at 23-23. After a quick defensive stop, Moore led the Chiefs down the field, with Butker converting a 44-yard game-winning field goal as time expired to secure the 26-23 victory. During the game, the team's helmets featured gray facemasks as a nod to the design of the helmet during the club's Super Bowl IV win against Minnesota following the 1969 season.

Mahomes returned to the field in Week 10 at the Tennessee Titans, but despite throwing for three touchdowns and the second-highest yardage output of his career, the Chiefs surrendered a nine-point fourth-quarter lead and had a potential game-tying 52-yard field goal blocked fall to the Titans 35-32, pushing the team's record to 6-4.

After seeing its scheduled Mexico City game vs. the Rams in 2018 get moved to Los Angeles, the Chiefs headed to Estadio Azteca in Mexico's capital city for a Week 11 divisional matchup against the Los Angeles Chargers on Monday Night Football. Behind a four-interception performance from the Chiefs defense, the club returned to the United States with a 7-4 record heading into the bye weekend.

Following the bye, the club secured a 40-9 win in the final contest against the Oakland Raiders in Week 13, committing zero penalties in a game for just the third time in franchise history.

After falling to the New England Patriots in both the regular season and in the AFC Championship Game in 2018, the 2019 Chiefs traveled to Foxboro for a Week 14 revenge game against the Patriots. The game had historical significance for the two head coaches as Head Coach Andy Reid (203) and Patriots Head Coach Bill Belichick (271) had at that point combined for 474 career regular season victories, marking the second-most combined regular season wins between two head coaches in NFL history. Their 474 combined wins trailed only Don Shula (251) and Tom Landry (245) who combined for 496 regular season wins when the Dolphins and Cowboys met on November 22, 1987. Behind three Butker field goals, a trio of sacks against QB Tom Brady and TE Travis Kelce's first-career touchdown run, the Chiefs escaped with a 23-16 win, snapping a 21-game Patriots winning streak at Gillette Stadium that stretched over the regular season and the postseason.

The Chiefs returned to a snowy Arrowhead for a 23-3 victory over the Denver Broncos in Week 15, moving the Chiefs to 10-4 on the season. It marked the fifth-consecutive season under Reid that the club accumulated double-digit wins, passing the previous club record of four-straight 10-win season from 1990-93 under Chiefs Hall of Fame Head Coach Marty Schottenheimer. In the win, TE Travis Kelce became the first tight end in NFL history to record 1,000+ receiving yards in four consecutive seasons. He also joined PFHOF TE Tony Gonzalez, TE Jason Witten and TE Rob Gronkowski for the most career 1,000-yard seasons by a tight end in league annals.

The Chiefs claimed veteran DE Terrell Suggs off waivers from the Arizona Cardinals, bringing in additional veteran leadership and a championship resume for the final weeks of the season. The move shored up a defensive line position that had seen two regular contributors - Alex Okafor and Emmanuel Ogbah - suffer season-ending injuries

The club's Week 16 matchup pitted Head Coach Andy Reid vs. one of his pupils, Chicago Bears Head Coach Matt Nagy, who spent five seasons on the Chiefs coaching staff

under Reid, including two years as Offensive Coordinator. The club left the Windy City with a 26-3 win, extending its winning streak to five games. It marked the seventh-consecutive year that the club had a minimum of a five-game winning streak under Head Coach Andy Reid. It was also the seventh road win of the season for the Chiefs, a total that hadn't been

LAMAR HUNT TROPHY COMES HOME



Norma Hunt, wife of Chiefs Founder Lamar Hunt, kisses the Lamar Hunt Trophy on stage following the AFC Championship Game at Arrowhead Stadium as Chiefs Chairman and CEO Clark Hunt looks on. Since the trophy for the AFC champions was renamed to honor Lamar Hunt in 1985, the Chiefs had yet to hoist the trophy as conference champions.

reached since a 7-0 road record during the 1966 AFL campaign.

Kansas City wrapped the season with a 31-21 Week 17 win against the Los Angeles Chargers at Arrowhead, giving the club a 6-0 record against AFC West foes for the second time under Reid (2016). RB Damien Williams added an 84-yard touchdown run, while rookie WR Mecole Hardman returned a kickoff 104 yards for a touchdown, the third-longest kick return score in franchise history. A Chiefs win, paired with a Miami Dolphins win over the New England Patriots secured the No. 2 seed and a first-round bye for the Chiefs in the playoffs.

2020 — In the AFC Divisional Round of the playoffs against the Houston Texans, the Chiefs overcame a 24-point deficit to earn a 51-31 victory, setting numerous franchise records and tying for the fourth-largest comeback in NFL postseason history. QB Patrick Mahomes threw five touchdown passes, tying for the fourth-most scoring throws in a postseason game in NFL history. Both TE Travis Kelce and RB Damien Williams found the end zone three times in the game. DE Frank Clark recorded 3.0 sacks and the Chiefs defense tallied 5.0 total sacks. S Daniel Sorensen was responsible for two momentum-altering plays in the game's second quarter, stopping a fake punt attempt on 4th-and-4, and forcing a fumble on Houston's next kickoff return, with both plays resulting in Kansas City touchdowns.

For the second-consecutive season, the club played for the Lamar Hunt Trophy in Kansas City, hosting the Tennessee Titans in the AFC Championship Game at Arrowhead Stadium. The 5-degree wind chill at kickoff tied for the sixth-coldest game at Arrowhead since 1994. After falling behind 10-0 early, the Chiefs overcame two separate 10-point first-half deficits behind two Mahomes touchdown passes to WR Tyreek Hill, as well as a 27-yard touchdown run by the quarterback, giving the Chiefs a 21-17 halftime advantage. A three-yard touchdown rush by RB Damien Williams and a 60-yard touchdown reception by WR Sammy

Watkins put the game out of reach, giving the Chiefs a 35-24 victory. The Hunt family raised the Lamar Hunt Trophy as AFC Champions for the first time in franchise history, doing so in front of Chiefs Kingdom inside Arrowhead Stadium.

Six Chiefs players were named to the AFC Pro Bowl roster, but could not attend due to Super Bowl LIV. DE Frank Clark, DT Chris Jones and rookie KR Mecole Hardman each

LOMBARDI TROPHY IS KANSAS CITY'S AGAIN



earned their first Pro Bowl nods, while QB Patrick Mahomes earned his second Pro Bowl appearance. WR Tyreek Hill was named to the Pro Bowl for the fourth time and TE Travis Kelce was selected for the fifth time.

When the club got to Miami, Florida, to prepare for Super Bowl LIV against the NFC champion San Francisco 49ers, the team practiced at The Baptist Health Training Facility in Davie, Florida, the practice facility for the Miami Dolphins. As the home team, the Chiefs wore their traditional red tops with white pants, and like had been the case in the home opener and the club's two postseason contests at Arrowhead, the team's endzone in Super Bowl LIV was painted gold to honor the club's 60th season.

Kansas City jumped out to a 10-3 lead in the second quarter of Super Bowl LIV against the 49ers on Sunday, Feb. 2, but the teams went into halftime tied at 10. San Francisco scored 10 third-quarter points, taking a 20-10 lead into the fourth quarter. Facing 3rd-and-15 with approximately seven minutes left in the game, Mahomes found WR Tyreek Hill for a 44-yard reception, shifting the game's momentum and setting up an eventual one-yard touchdown pass to TE Travis Kelce with just over six minutes left in the game.

Kansas City's defense forced a three-and-out, and took a 24-20 lead on a five-yard touchdown pass from Mahomes to RB Damien Williams. On the following defensive series, DE Frank Clark sacked 49ers QB Jimmy Garoppolo on 4th-and-10 to give Kansas City the ball back with less than two minutes to play. RB Damien Williams broke a 38-yard touchdown run to give the Chiefs 21-unanswered points and a 31-20 lead, while DB Kendall Fuller clinched the game with an interception, allowing the Chiefs to run out the clock for the club's second Super Bowl championship, and first since following the 1969 season.

QB Patrick Mahomes earned the Pete Rozelle Trophy after being named the game's MVP on 26 of 42 passing for 286 yards with two passing touchdowns to go along with a rushing touchdown. Mahomes became the youngest quarterback and third-youngest player to win the Super Bowl MVP award. The 10-point comeback tied for the second-largest comeback in Super Bowl history, while the Chiefs became the first team to record three comebacks of at least 10 points in a single postseason in NFL history.

KC TURNS RED FOR PARADE AND RALLY

On Wednesday, Feb. 5, Kansas Citians and Chiefs fans from all over lined Grand Boulevard in downtown Kansas City and packed together in front of Union Station for the Chiefs Kingdom Champions Parade and Rally as the entire team and city celebrated the club's first championship in 50 years. At right, QB Patrick Mahomes celebrates with fans along the parade route, as well as the view of Chiefs fans in front of Union Station and on the north lawn at Liberty Memorial at the National World War I Museum.



It marked the first Super Bowl victory as a head coach for Andy Reid, whose Eagles played in Super Bowl XXXIX following the 2004 season during his tenure in Philadelphia. As an assistant coach, Reid appeared in two Super Bowls with Green Bay following the 1996 and 1997 seasons, earning an NFL championship with the Packers in Super Bowl XXXI following the 1996 season.

The club's Super Bowl celebration tour was short-lived as the global coronavirus pandemic created halted traditional offseason activities and moved OTAs and the 2020 NFL to virtual platforms.

The club retained a number of regular contributors in free agency, including FB Anthony Sherman, WR Demarcus Robinson, DT Mike Pennel, CB Bashaud Breeland and back-up QB Chad Henne, while also signing a few veterans players for depth, such as OL Mike Remmers and TE Ricky Seals-Jones.

Due to NFL policy during COVID-19, the club was unable to host training camp at Missouri Western State University in St. Joseph, instead holding camp practices at The University of Kansas Health System Training Complex and Arrowhead Stadium.

There were no preseason games in the 2020 NFL season due to the pandemic, but the Chiefs held two Season Ticket Member Days at Arrowhead during training camp with capacities of 2,000 and 5,000 fans.

Before the start of the season, the Chiefs agreed to notable contract extensions with three key members of the Super Bowl LIV championship team: Patrick Mahomes, Chris Jones and Travis Kelce.

On Sept. 1, players, coaches and staff received their Super Bowl rings at a ceremony held inside Arrowhead Stadium.

The Chiefs opened the 2020 season at Arrowhead Stadium against the Houston Texans, a rematch of the AFC Divisional Round game the previous season, in the NFL Kickoff game on Thursday, Sept. 10. A new array of stadium health and safety policies were implemented in response to the ongoing global pandemic and stadium capacity was limited

to approximately 22 percent for all Chiefs home games for the entirety of the 2020 season. Before the game, the Chiefs celebrated the franchise's second Super Bowl title with a short on-field ceremony that concluded with the unveiling of a new championship banner inside the stadium.

SUPER BOWL CHAMPIONS BANNER REVEALED



The Chiefs picked up where they left off the previous season and defeated the Texans, 34-20, behind 138 rushing yards and a score from rookie RB Clyde Edwards-Helaire in his first career game in a Chiefs uniform.

The Chiefs won the subsequent three games, becoming the first team in NFL history with four-consecutive seasons starting 4-0. Their victory against the Patriots in Week 4 also marked the club's 13th-consecutive win (regular and postseason), the most consecutive wins in franchise history.

Kansas City suffered its first loss of the season in Week 5 against the Raiders, 40-32, in a hard-fought contest that came down to the wire.

The club rebounded with four-consecutive victories to head into the Week 10 bye with a record of 9-1. During that span, the Chiefs made a splash by signing two-time first-team All-Pro RB Le'Veon Bell to a one-year contract on Oct. 17. Bell played his first game as a Chief in Week 7 against the Broncos, recording six carries for 39 yards.

For the first time ever, Arrowhead Stadium was also used as a polling location for the 2020 General Election on Nov. 3, successfully providing another site for residents of Jackson County to exercise their right to vote.

The Chiefs kept on rolling after the bye, winning their next six games in a row. Their 10-game win streak tied for the longest such streak in a single regular season in franchise history.

Most notably during that stretch, the Chiefs defeated the Tampa Bay Buccaneers in Week 12 on the road behind historic performances from Patrick Mahomes and Tyreek Hill. Hill tallied a single-game career-high 269 receiving yards on a career-high 13 receptions (20.7 avg.) with three touchdowns in the game. His 269 receiving yards are the second-most in a single-game in franchise history, trailing only WR Stephone Paige (309). Hill recorded 203 receiving yards in the first quarter of the game, becoming the third player since 1980 with at least 200 receiving yards in a single quarter, joining Qadry Ismail (210, 3rd quarter, Dec. 12, 1999) and Lee Evans (205, 1st quarter, Nov. 19, 2006). Patrick Mahomes' 462 passing yards in the game are the second-most single-game passing yards in his career and the

fourth-most single-game passing yards in franchise history. His 359 first-half yards are the most by any quarterback in the first half of a regular season game since at least 1991.

Against another formidable NFC South opponent, the Chiefs battled to a 32-29 victory on the road in a showdown with the New Orleans Saints in Week 15 to cap off the first perfect 8-0 road record in club history. Edwards-Helaire suffered a high ankle sprain in the contest which would keep him sidelined through the Divisional Round of the playoffs.

With a victory in Week 16 against the Atlanta Falcons, the Chiefs clinched the No. 1 seed in the AFC and earned a bye in the first round of the playoffs for the third-consecutive season. The win also improved Kansas City to a record of 14-1, marking the first-ever 14-win regular season in franchise history.

2021 — With the first-round bye already locked up, many of the team's starters rested in a Week 17 home matchup with the Los Angeles Chargers. The Chargers came away with the win, but many of Kansas City's backups, such as QB Chad Henne, got valuable playing time in the game which would prove to be helpful in the postseason.

At the conclusion of the regular season, seven Chiefs were selected to the Pro Bowl: Patrick Mahomes, Travis Kelce, Tyreek Hill, Eric Fisher, Chris Jones, Tyrann Mathieu and Frank Clark. Kelce, Hill and Mathieu were also each named first-team AP All-Pro while Mahomes and Jones earned second-team All-Pro honors.

Several Chiefs finished among the league's best statistically for the regular season. Mahomes was second in the league in passing yards with 4,740. Mathieu was third in the NFL with six interceptions, and ranked first among all safeties. The two primary pass-catchers for the Chiefs, Kelce (1,416) and Hill (1,276) ranked second and eighth in the league, respectively, in receiving yards. Overall, Kelce and Hill each had historic seasons in 2020. With career-highs in receptions (105) and receiving yards (1,416), Kelce became the first tight end in NFL history with multiple seasons of 100+ receptions in his career (2018 and 2020), while his 1,416 receiving yards were the most-ever by a tight end in NFL history, passing 49ers TE George Kittle's previous record of 1,377 yards set in 2018. He became the first Chiefs player to record multiple seasons with 100 or more receptions. His 105 receptions in 2020 were the most receptions by a player in a single-season in franchise history, breaking his own record of 103 receptions set in 2018. His 1,416 receiving yards were the second-most receiving yards by any pass catcher in Chiefs history. Then, with a career-high 15 receiving touchdowns, Hill tied Dwayne Bowe's franchise record for most single-season touchdown receptions.

Following the bye in the first round of the playoffs, the Chiefs hosted the Cleveland Browns in the AFC Divisional Round at Arrowhead Stadium. Cleveland was coming off a victory against the No. 3-seeded Pittsburgh Steelers on Wild Card Weekend.

The Chiefs looked dominant early on in the contest, taking a 19-3 lead into halftime. However, with 7:27 remaining in the third quarter, Mahomes took a hit which sent him into the concussion protocol and took him out for the remainder of the game, shifting the momentum toward Cleveland. Mahomes was replaced by Chad Henne, who was making the first postseason appearance of his career. The Browns cut the lead to 22-17 in the fourth quarter and had a chance to retain possession and go for the win if they could stop the Chiefs offense one more time. However, Henne stepped up with some late-game heroics on the final drive of the game with a 13-yard scramble on a 3rd-and-14 with under two minutes remaining followed by a 4th-and-1 conversion on pass to Hill to seal the win for Kansas

City, sending them to their third-consecutive AFC Championship Game at home. Henne's performance prompted Mahomes to tweet after the game: "#HenneThingsPossible."

Over the course of the next week, Mahomes passed the concussion protocol and became eligible to start in the AFC Championship Game at home against the Buffalo Bills. The Chiefs became the first team in NFL history to host three-consecutive AFC Championship Games, and just the second team ever to host three-straight conference championship games with the only other being the 2002-04 Philadelphia Eagles, also coached by Andy Reid. With his start, Mahomes became the 12th quarterback since the 1970 merger to start in three-consecutive conference championship games and the first to accomplish the feat prior to his 26th birthday. He also became the first quarterback ever to accomplish the feat in his first four seasons in the league.

The Bills started fast, getting out to a 9-0 lead to open the game. But an offensive explosion by the Chiefs in the second quarter with three unanswered touchdowns by WR Mecole Hardman, RB Darrel Williams and RB Clyde Edwards-Helaire would put them ahead 21-9. Behind two touchdown receptions by Kelce and some solid defensive play in the second half, Kansas City would ultimately win the game by a final score of 38-24, hoisting the Lamar Hunt Trophy and advancing to the Super Bowl for the second season in a row.

Although Kansas City was victorious, they lost a key component of the offense in the AFC Championship Game as T Eric Fisher suffered a torn Achilles tendon which would force him to miss Super Bowl LV.

LAMAR HUNT TROPHY STAYS IN KANSAS CITY



The Kansas City Chiefs hoist the Lamar Hunt Trophy during the postgame celebration following the AFC Championship Game at Arrowhead Stadium. This marked the first time in franchise history that the Chiefs won back-to-back AFC Championships. This game also marked the first time in NFL history that the AFC Championship Game was held at the same stadium for three consecutive years.

The Chiefs would face off against the Tampa Bay Buccaneers in Super Bowl LV on Feb. 7, 2021 in a rematch of the Week 12 regular season matchup. With the game being played at Raymond James Stadium in Tampa, it marked the first time in NFL history that a team would play a Super Bowl in its home stadium.

Due to COVID-19 protocols, the events leading up to the Super Bowl were held virtually and the Chiefs did not arrive in Tampa until the day before the game.

Although the Chiefs won the regular season matchup, the Buccaneers controlled the majority of the contest. Tampa Bay, led by QB Tom Brady and a stout defensive front, limited the Chiefs to just nine points on three field goals by K Harrison Butker en route to claiming the Lombardi Trophy and preventing a Kansas City repeat with a final score of 31-9.

A few weeks into the offseason on March 4, the Kansas City Chiefs and GEHA announced that GEHA will be the exclusive naming rights partner for Arrowhead Stadium. Beginning with the 2021 NFL season, the home of the Chiefs would become known as GEHA Field at Arrowhead Stadium.

The top players and coaches of the 2020 NFL season were honored at the annual 101 Awards on March 6 in a virtual event. Clyde Edwards-Helaire was named the Mack Lee Hill Award winner for the team's top rookie or first year player while Travis Kelce was the recipient of the Derrick Thomas Award as the team's Most Valuable Player.

On March 11, the club announced that they had released tackles Eric Fisher and Mitchell Schwartz, leaving holes along the offensive line.

The Chiefs immediately worked to solve that problem and bolster the offensive line by signing guards Joe Thuney and Kyle Long on the first day of free agency a week later, followed by C Austin Blythe at the end of the month. The club also signed DT Jarran Reed as a new addition to the defensive line.

The week of the 2021 NFL Draft, the Chiefs made a splash with a trade to acquire two-time Pro Bowl offensive tackle Orlando Brown from the Baltimore Ravens. The Chiefs traded their 2021 first-round pick (31st overall), third-round pick (94th overall) and a fourth-round pick (136th overall), along with a 2022 fifth-round pick in exchange for Brown, a second-round pick in 2021 (58th overall) and a sixth-round pick in 2022.

Kansas City Chiefs Chairman and CEO Clark Hunt announced on May 1 that former center Tim Grunhard is the 2021 inductee into the Chiefs Hall of Fame. Grunhard is the 50th individual and 46th player to earn this coveted honor. Grunhard, a Pro Bowl center, spent 11 years with the Kansas City Chiefs (1990-2000), appearing in 169 games with 164 starts, including a streak of 120 straight starts from Sept. 5, 1993 - Oct. 29, 2000, the fourth-longest starting campaign in franchise history. His toughness and grit helped pave the way for Marty Schottenheimer's physical running attack that was a staple of Chiefs football in the 1990s.

After a year away due to Covid, on July 23, rookies and quarterbacks reported to Missouri Western State University in St. Joseph, Mo. for Chiefs training camp. This marks the first season in NFL history where teams will play 17 regular season games and only one team will have a first-round bye for playoffs.

The Chiefs went 3-0 in preseason games against San Francisco, Arizona and Minnesota, with the first two being road games.

Kansas City began the 2021 regular season in a divisional round rematch at home against the Cleveland Browns. After the Browns took an early lead going into half time, the Chiefs ended up winning 33-29. They sealed the win on a late interception by CB Mike Hughes, a 197 yard game from WR Tyreek Hill and two touchdowns from TE Travis Kelce.

The team struggled early this season. After seven games, the Chiefs were 3-4 and sat at the bottom of the AFC West for the first time in the Patrick Mahomes era.

The club played in Philadelphia in week 4 of the regular season. With a 42-30 win over his former team in his return to the City of Brotherly Love, Head Coach Andy Reid earned his 100th total win with the Chiefs (93 regular season, seven postseason). When paired with his 140 total victories at the helm of the Philadelphia Eagles from 1999-2012, he becomes

the first head coach in NFL history to accumulate 100 total victories with two separate franchises.

The Chiefs went on an eight game win-streak, winning nine of their last 10 games of the season after the 3-4 start.

During that win streak, Kansas City played the Raiders twice with a combined total 89-23. In the first matchup, QB Patrick Mahomes threw for five touchdowns, RB Darrel Williams posted 144 scrimmage yards and a touchdown, while TE Travis Kelce 119 yards on eight receptions. P Tommy Townsend completed an 18 yard pass to WR Marcus Kemp on a fake punt to extend a fourth down play in the fourth quarter. The Chiefs ended up winning 41-14. The second matchup, in Kansas City, the Chiefs ran away with the win scoring 48 points to the Raiders 9. QB Patrick Mahomes went 20 for 24 on completions for 258 yards and two touchdowns while RB Clyde Edwards-Helaire added two rushing touchdowns. The Kansas City defense completely dominated, not letting Las Vegas get into field goal range until the end of the second quarter. The defense sacked Raiders QB Derek Carr four times for a total loss of 17 yards.

Kansas City played the Dallas Cowboys at home right before the bye week, making it their fourth win a row. DT Chris Jones established a single-game career-high with 3.5 sacks (-20.0 yards) of Dallas QB Dak Prescott, including sacks on back-to-back plays in the second quarter with a forced fumble on the second of the two sacks. In addition to a single-game career-high, it marks the club's first time having a player record 3.5 or more sacks in a game since OLB Dee Ford recorded 3.5 sacks at Indianapolis on Oct. 30, 2016. It ties for the ninth-best single-game sack performance in team history. For Jones, it marks his 11th-career multi-sack performance and his first multi-sack game since recording 2.0 sacks vs. Cleveland (9/12/21) to open the 2021 season. For the fourth game in a row, the Chiefs defense allowed 17 or fewer points while also allowing 350 or fewer total yards to the opposing offense.

The Chiefs won both of their games against the Denver Broncos this season, registering its 13th-consecutive victory against the Broncos dating back to the 2015 season. This extends the club's record for longest winning streak against a single opponent in franchise history, and it ties for the sixth-longest winning streak against a single opponent in NFL history (since 1970). In the second matchup versus the Broncos, WR Mecole Hardman recorded his career first 103 yard game on eight receptions. At halftime, the Chiefs were down 14-10. RB Jerick McKinnon caught a 14 yard pass from QB Patrick Mahomes to put Kansas City up 17-14. The Broncos came back with a touchdown and K Harrison Butker netted a field goal making the score in the fourth quarter, 21-20 Broncos. With 7:42 left in the fourth, DE Melvin Ingram forced a fumble of Broncos RB Melvin Gordon and rookie LB Nick Bolton took the ball to the house on a 86 yard fumble recovery to give the Chiefs the lead 28-21. The Broncos scored a field goal with four minutes left to make the final score 28-24, Chiefs.

After losing to the Chargers earlier in the season, Kansas City traveled to LA to take on the Chargers for the second time this season. The Chiefs extended their win streak in an overtime thriller to beat the Chargers 34-28. TE Travis Kelce recorded a career-high 191 yards on 10 receptions with two receiving touchdowns, including a fourth-quarter seven-yard score and the game-winning 34-yard catch-and-run touchdown in overtime. It marks his franchise-record-extending 29th career 100-yard receiving game, ranking as the third-most by a tight end in NFL history. WR Tyreek Hill finished the game with 12 receptions for 148 yards and a touchdown. It marks his third 100-yard receiving game of the season and his 18th-career 100-yard performance. Per ESPN Stats and Info, for the second time in their

careers, Travis Kelce and Tyreek Hill each had at least 10 receptions and 100 receiving yards. They're the first duo in NFL history with multiple such games. The first time they did it was Week 11 (11/19/18) at the Los Angeles Rams.

Throughout the last five home games of the year, the Chiefs defense held teams to 10 or less points, outscoring teams in a combined score of 98-44. The Chiefs are tied for fifth in the most consecutive home games allowing 10 or fewer points, regular and postseason, since 1970. During this stretch, the defense registered 314 total tackles, 15 sacks and nine interceptions, including a 75 yard interception returned for a touchdown against Denver by S Daniel Sorensen (12/05/21).

Kansas City won at least 12 games in each of the past four seasons, becoming the fifth team in NFL history to record at least 12 victories in four consecutive seasons. The Chiefs join the New England Patriots (8, 2010-17), Indianapolis Colts (7, 2003-09), Denver Broncos (4, 2012-15) and Dallas Cowboys (4, 1992-95). It marks the third time since 1990 that a team won 12+ games after winning no more than three of their first seven contests in the same season.

2022 — Kansas City closed out the regular season with a loss to the Cincinnati Bengals, breaking their eight game win streak and with a win at Denver.

With the win over Denver and the regular season coming to an end, the Chiefs set a number of new franchise records during the 2021 regular season, including most passes completed (448), most passes attempted (675), most passes completed in consecutive seasons (868), most passes attempted in consecutive seasons (1,305), most net passing yards in consecutive seasons (9,645), most first downs (419) and most passing first downs (267). The team also moved into top-five spots in a number of statistical categories, including most net yards (6,746), most net passing yards (4,791), most total touchdowns (57), most offensive touchdowns (53), most points scored (480) and most first-quarter points scored (130).

Defensively, rookie LB Nick Bolton led the team in tackles with 112 total tackles and 11 tackles for loss. DE Chris Jones led the team in sacks with 9.0 for a loss of a total 65.5 yards. S Tyrann Mathieu led the team in interceptions with three, while LB Willie Gay Jr., CB L'Jarius Sneed, S Daniel Sorensen and CB Charvarius Ward are tied in second with two interceptions. Both Mathieu and Sorensen returned interceptions for touchdowns.

After not receiving the first round bye, Kansas City hosted the AFC Wild Card against Pittsburgh Steelers, a team they just played three weeks prior. The first time the two teams played, the Chiefs clinched the AFC West division title for a record setting sixth-consecutive time. This division championship breaks a three-way tie for the longest streak of consecutive division titles in AFC West history (5; Oakland, 1972-76; Denver 2011-15). The sixth-consecutive division title in 2021 ties for the third-longest streak in NFL history dating back to 1970. Head Coach Andy Reid won his 102nd regular season game in Kansas City, passing Chiefs Hall of Fame coach Marty Schottenheimer (101) for sole possession of second place in franchise history. Reid now only trails PFHOF coach Hank Stram's franchise record of 124 regular season victories.

The Chiefs beat the Pittsburgh Steelers 42-21 in the Wild Card round, which is the third-most points in a postseason game in franchise history. The performance trails only performances of 51 points vs. Houston in the 2019 AFC Divisional round (1/12/20) and 44 points at Indianapolis in the AFC Wild Card round (1/4/14). TE Travis Kelce recorded five receptions for 108 yards with a touchdown reception, adding a two-yard touchdown pass

in the game. Kelce also recorded his seventh-career 100-yard postseason receiving game, which ranks as the second most 100-yard receiving games in NFL history, trailing only PFHOF WR Jerry Rice (8). This was his fourth-straight 100-yard postseason game, tied for longest such streak in NFL postseason annals with WR Larry Fitzgerald (1/3/09 – 2/1/09) and WR Antonio Brown (1/3/15 – 1/15/17). With his two-yard touchdown pass to Byron Pringle in the fourth quarter of the game, Travis Kelce becomes just the second tight end in NFL history to throw a touchdown pass in the postseason. The only other tight end to throw a postseason touchdown pass is Trey Burton, who completed a one-yard touchdown pass to QB Nick Foles for the Philadelphia Eagles in Super Bowl LII (2/4/18).

For the second time this season, Kansas City hosted the Buffalo Bills, but this time it was for the AFC Divisional round. The game ended in a stellar finish of an eight yard overtime touchdown grab by Travis Kelce for the Chiefs to win 42-36. Kansas City recorded 552 total net yards of offense in the win, setting a new franchise record for a postseason game. QB Patrick Mahomes finished the game completing 33 of 44 passes (75.0%) for 378 yards with three touchdowns and no interceptions, good for a 123.1 passer rating. His 33 completions are the most in a single postseason game in franchise history, his 44 attempts are the fourth most in a single postseason game in franchise history and his 75.0 completion percentage is the fourth-best single-game mark in franchise postseason history. Mahomes added seven carries for a game-high 69 yards (9.9 avg.) and added an eight-yard touchdown rush. His 69 rushing yards are the most by a quarterback in a single postseason game in franchise history. WR Tyreek Hill caught 11 passes for 150 yards (13.6 avg.) with a 64-yard touchdown in the game. His 11 receptions are the second-most by a player in a single postseason game in franchise history.

The Chiefs won six consecutive playoff games at GEHA Field at Arrowhead Stadium, extending the club's franchise record and tying for the 10th-longest home playoff winning streak in NFL history, dating back to the 1970 merger. This win and a Tennessee Titans loss allowed the Chiefs to host a fourth-consecutive AFC Championship game. Kansas City became the first team in NFL history to host three home playoff games.

The Chiefs hosted the Cincinnati Bengals in the AFC Championship game. Kansas City started off hot taking a 21-10 lead going into halftime. QB Patrick Mahomes threw three touchdowns (10 yards to Tyreek Hill, five yards to Travis Kelce and three yards to Mecole Hardman) on 26 of 39 passing, with 275 passing yards. The Bengals quickly caught up as the offense stalled in the second half, making the game 24-21. K Harrison Butker tied the game at 24-24 to advance into overtime for second game in a row. The Chiefs lost 27-24 on a field goal made by Bengals kicker Evan McPherson.

TE Travis Kelce, S Daniel Sorensen and LS James Winchester all appeared in their 15th career postseason game with the club, establishing a new franchise record for most postseason games played. With his 10 catches in the Bengals game, Kelce owns 106 career postseason receptions, passing Rob Gronkowski for the most by a tight end in NFL history and the third-most by any player in league history.

The top players and coaches of the 2021 NFL season were honored at the annual 101 Awards on March 26 in a virtual event. LB Nick Bolton was named the Mack Lee Hill Award winner for the team's top rookie or first year player while S Tyrann Mathieu was the recipient of the Derrick Thomas Award as the team's Most Valuable Player.

Throughout the offseason, the Chiefs lost more than two dozen contributors from the 2021 season, many of whom were also core players for the club's back-to-back Super Bowl

appearances in 2019 and 2020. Between free agency and trades, General Manager Brett Veach was able to re-stock the Chiefs roster with players at key positions of need on both sides of the ball.

Defensively, the Chiefs orchestrated two key transactions in March. First, DE Frank Clark restructured his contract and on March 17, the Chiefs agreed to terms with former Houston Texans S Justin Reid. With the loss of S Tyrann Mathieu in free agency, Reid brings veteran experience and quickly emerged as a new leader on defense.

During the month of March, the Chiefs also made major moves to their wide receiver room. On March 20, the Chiefs signed WR Juju Smith-Schuster as a free agent. Three days later, the Chiefs traded WR Tyreek Hill to the Dolphins for five draft picks: a 2022 first-round pick (29th overall), second-round pick (50th overall) and fourth-round pick (121st overall), along with fourth- and sixth-round picks in the 2023 NFL Draft. A couple of days later, on March 24, the Chiefs signed wide receiver Marquez Valdes-Scantling to continue transforming the receiver position.

Other offensive offseason moves the Chiefs made included signing RB Ronald Jones II in free agency and re-signing RB Jerick McKinnon. Between the two, the Chiefs add 12 years of NFL experience and six playoff berths. Both have also been a part of Kansas City's two recent Super Bowls appearances, although sporting the opposing teams' colors (Jones II with the Buccaneers in 2020 and McKinnon with the 49ers in 2019).

Through late April into early May, the Chiefs drafted 10 players and signed 11 players in college free agency. The Chiefs 2022 draft class was loaded with defensive talent. In the first round, Chiefs picked up CB Trent McDuffie and DE George Karlaftis. The Chiefs added more talent to the receiver room with the addition of Skyy Moore in the second round.

Kansas City Chiefs Chairman and CEO Clark Hunt announced on April 30 that former fullback Kimble Anders will be the 2022 inductee into the Chiefs Hall of Fame. Anders is the 51st individual and 47th player to earn this coveted honor. Anders spent his entire 10-year NFL career with the Kansas City Chiefs (1991-2000), appearing in 125 games with 94 starts. His 125 games played for the team are tied for the second most by a running back or fullback in franchise history. Anders was named to three-straight Pro Bowls following the 1995-97 seasons, becoming the first running back or fullback in franchise history to earn three consecutive trips to the NFL's annual all-star game.

On May 12, the National Football League announced the regular season schedule for the 2022 season. The Chiefs were slated to play in five primetime contests in the announcement, including three nationally televised games at GEHA Field at Arrowhead Stadium. No other team has more than five primetime slots. This year's regular season schedule features nine games versus eight playoff teams from 2021.

Coaches, rookies and quarterbacks reported to Missouri Western State University for Chiefs Training Camp presented by Mosaic Life Care on July 22, while camp opened to fans on Wednesday, July 27. This marks the club's 12th training camp at MWSU.

CHIEFS LOGO HISTORY



An Inspiration



Texans Helmet



1960

During the team's three-year stint as the American Football League's Dallas Texans from 1960-62, the club's helmet logo featured the state of Texas in white with a gold star situated on the club's home base in Dallas. Founder Lamar Hunt "borrowed" that concept from the '52 Dallas Texans, a totally-unrelated NFL franchise that spent one undistinguished season playing in the Lone Star State before resurfacing as the Baltimore Colts in '53.

Prior to the inaugural AFL season in '60, Hunt's Texans were represented by a whirling, spur-clad, 10-gallon-hat-wearing character that was featured on various promotional items. That logo eventually gave way to a more polished football-toting gunslinger set over the state of Texas, a design created by Bob Taylor, a cartoonist for the now-defunct Dallas Times-Herald. Although never part of the club's uniform, Taylor's updated Texans logo adorned everything from the club's stationery to the billboard outside the team's offices.

When the franchise moved to Kansas City in '63, Taylor was commissioned to produce a new logo that remained strikingly similar to his original incarnation. Taylor's new rendition featured a Native American figure running with the same stride and holding the pigskin in the same manner as the gunslinger with the states of Missouri, Kansas, Nebraska, Oklahoma, Iowa and Arkansas serving as his backdrop. This logo was utilized prominently during the '60s and was affixed to the club's Swope Park headquarters on 63rd Street before the club moved to Arrowhead in '72.

A new design for the Chiefs helmet logo was also in order upon the franchise's move to Mid-America. Hunt went back to the drawing board, seeking to give his franchise a logo that would once again provide an easily-recognizable link to its home locale. Hunt's initial sketches, some of which were done on a napkin on a flight from Dallas to Kansas City, began with an interlocking "KC" inside a circle or an oval. That look was eventually refined to feature those intertwined letters inside an arrowhead. The resulting finished product remains one of the most distinctive logos in all of sports and has been proudly utilized by the team for nearly 60 years.



1960-62



Circa 1960s



1963-present

CHIEFS UNIFORM HISTORY

1959 — At one of the initial organizational meetings of the American Football League in late '59 – before the teams even had any players or coaches – the AFL owners choose their team colors. Lamar Hunt desires Columbia Blue and Orange for his Dallas Texans franchise. But before Hunt or any other owner can make a selection, Houston's Bud Adams claims Columbia Blue for his Oilers franchise. Hunt reverts to Red and Gold for the Texans, which remains the primary color scheme for the




Lamar Hunt greets Bud Adams - sporting a "Columbia Blue" blazer - prior to the '62 AFL Championship Game. Hunt would lose the battle for "Columbia Blue," but his Texans would beat the Oilers in double OT for the '62 AFL title.

Chiefs to this day.

1960-62 — The Texans take the field for the AFL's inaugural season in '60 sporting red helmets with gray facemasks. The helmet features the state of Texas in white with a gold star situated on Dallas. Home jerseys are solid red featuring white numerals, white "TV" numerals on the sleeves and white lettering, all trimmed in gold. Road jerseys are white with red numerals, red "TV" numerals on the sleeves and red lettering, all of which are bordered by thin gold trim. Both jerseys are a cloth design, featuring three-quarter sleeves with stitched "tackle twill" numerals and letters. The team wears white pants featuring vertical stripes of red, gold and red. Socks are red on top, white on the bottom with alternating stripes at the calf of white, red, gold, red and white. Although several minor changes are made to the stripe width over the years, the primary sock design remains relatively consistent to the present day.



Texans Helmet



Texans DT Jerry Mays (75) and QB Len Dawson (16) pose along with head coach Hank Stram in '65 sporting the home jerseys the club wore from '60-67. Note the rolled-up sleeves and the barely visible gold trim.

1963-67 — The Texans move to Kansas City in '63. Hunt and Head Coach Hank Stram initially plan on calling the relocated team the "Kansas City Texans." However,

General Manager Jack Steadman wisely convinces the duo to change the franchise's nickname to "Chiefs." The club's uniform remains virtually unchanged, with the exception of the helmet logo. The state of Texas is replaced on the headgear by a design originally sketched by Hunt on a napkin. Hunt's inspiration for the interlocking "KC" design was the "SF" inside of an oval on San Francisco's helmets. Kansas City's overlapping initials appear inside a white arrowhead instead of an oval and are surrounded by a thin black outline. The result is one of the most distinctive helmets in all of football.

1968 — The most dramatic changes to the Chiefs uniform come in '68. Head Coach Hank Stram prefers more red in the club's road attire and orders red pants to go with the team's white road jerseys. Stram asserts that the red pants will match the red numerals on the white road jerseys. While Stram's fashion sense is never in question, some in the organization theorize that the superstitious Stram really wants to part ways with the white pants because the club lost Super Bowl I while wearing them. No matter the logic, the white pants are not seen again during the Stram era. The club's new red pants feature alternating vertical stripes of white, red, gold, red and white and are paired with predominantly white socks that feature striping of red, gold and red at the calf. Alterations are also made to the club's jerseys at this time. Sleeves are shortened from three-quarter length to their present-day short-sleeve status. Stripes are also introduced on the bottom of the sleeves, where they still reside. Red jerseys feature white, gold and white stripes on the sleeves, while the club's white jerseys receive red, gold and red stripes.

1969 — Following a victory in the AFL Championship Game, Stram orders new red jerseys to be worn in Super Bowl IV and they are delivered just days before the game. Stram also directs Equipment Manager Bobby Yarborough to have all the helmets repainted before the Super Bowl but relents after players insist on wearing their "battle-scarred" headgear. The "AFL-10" patch worn on the left shoulder of Kansas City's jerseys in Super Bowl IV is the collaborative effort of AFL President Milt Woodard and longtime AFL fan Angelo Coniglio. During the entire '69 season, all NFL teams wear an "NFL-50" patch which commemorates the NFL's 50th Anniversary season. At the suggestion of Coniglio, Woodard counters by designing and implementing a patch of his own to celebrate the 10-year existence of the AFL, which is proudly worn by the Chiefs on behalf of the entire AFL in their 23-7 victory vs. Minnesota (1/11/70).



AFL-10 Patch


1970 — Following Super Bowl IV, the team's cloth jerseys dating back to the franchise's days in Dallas give way to a more breathable mesh fabric. Heat-transfer numerals and letters replace sewn-on "tackle twill" characters. The style of the numerals and letters changes slightly. The characters decrease in size, while the gold trim around both the numerals and letters expands to become more

visible. Jersey numerals remain this size before eventually returning to larger proportions in the early '80s.



DT Buck Buchanan displays the club's road uniform of the '70s. Note the white facemask, red pants and heat-transfer numerals.

1974 — The club's facemask changes from gray to white. A change in manufacturers results in a slightly smaller arrowhead logo on the helmet with a thicker black border compared to the design of the '60s.



1979-80 — During the Marv Levy era, the club experiments with white jerseys and red pants at home. Several other NFL teams - most notably Dallas - had adopted the practice of wearing white at home. The fact that Lamar Hunt's hometown

QB Steve Fuller was part of a Chiefs squad that wore white jerseys at home for a brief stretch during the Marv Levy era.

team had popularized the practice may have led the Chiefs Founder to depart from the club's traditional home uniform configuration. However, the trial is short-lived and by '81, the club reverts back to its traditional red jersey, white pants arrangement at Arrowhead.



Joe Delaney Patch



Silver Anniversary

1983 — The Chiefs wear a circular patch on their left upper chest bearing a gold eagle and the number 37 in memory of RB Joe Delaney who drowned on June 29th in Monroe, La., after trying to save the lives of three youngsters.

1984 — The original eight American Football League teams all wear circular "Silver Anniversary" patches on the upper left chest of their jerseys commemorating the 25th anniversary of the AFL and their respective franchises. Kansas City's patch features the Chiefs helmet and the AFL logo.

1989 — The arrival of Head Coach Marty Schottenheimer signals the club's most dramatic uniform change in over 20 years. Schottenheimer asks and receives permission from Hunt to revert back to white pants on the road, a "white-on-white" look that had not been utilized by the Chiefs since '67. White belts also return to the club's pants after using red belts at various periods of the '70s and '80s. Kansas City reintroduces the white pants at Denver (9/10/89) and maintains this look on the road through the '99 season.



WWD Patch

1991 — A sticker bearing the American Flag adorns the back of all NFL helmets to honor

troops fighting in the Gulf War. The NFL Shield becomes a standard part of all NFL uniforms, appearing on the back of helmets, on the "v" of jerseys and on the left hip of pants.




75th Anniversary Patch

1992 — The club wears a black panel with the white initials "WWD" on the upper left chest of its jersey in memory of Director of Player Personnel Whitey Dovell, who passed away on May 11th. The team also paints the number "86" on the field at Arrowhead Stadium to honor the memory of Hall of Fame DT Buck Buchanan, who passed away on July 16th.



35th Anniversary Patch

1994 — Solid fabric jerseys complete with "tackle twill" numerals and letters return, taking the place of mesh jerseys and heat-transfer characters. All NFL teams wear "NFL Diamond Anniversary" patches on their left upper chest in honor of the league's



RB Marcus Allen (32), DE Neil Smith (90), T John Alt (76), QB Joe Montana (19) and LB Derrick Thomas (58) represented the Chiefs in the Pro Bowl following the '93 season. These '94 jerseys were the first uniforms in team history to feature a pair of commemorative patches. Note that Smith, Alt

and Thomas have made their own "fashion statements" by rolling up their sleeves. Three members of this quintet (Allen, Montana and Thomas) are in the Pro Football Hall of Fame, while Alt and Smith are all enshrined in the Chiefs Hall of Fame.



40th Anniversary

75th season. The Chiefs also wear a "35th Anniversary" patch on their right upper chest in celebration of the franchise's 35th season. The patch features the AFL, Texans and Chiefs logos. It marks the first time in team history the club has worn two different patches in the same season. Kansas City also wears "Throwback" uniforms — replicas of the club's '63 attire — for games at Atlanta (9/18/94) and vs. St.

Louis (9/25/94).

1999 — The club wears a "40th Anniversary" patch in honor of the franchise's 40th season. The patch features the AFL and Chiefs logos.



58 Sticker

2000 — The Chiefs wear a circular sticker bearing the number “58” on the back of their helmets in memory of LB Derrick Thomas, who passed away on February 8th. Ever mindful of Stram’s legacy and the franchise’s glory days, Head Coach Gunther Cunningham receives Hunt’s blessing to revert back to the red pants on the road. The resurrected red pants debut in a 23-22 win at Denver (9/24/00) and remain part of the club’s road attire.



40th Anniversary



U.S. Flag Sticker

2001 — A sticker bearing the American Flag returns to the back of all NFL helmets following the terrorist attacks of September 11th. The flag reappears on Chiefs helmets vs. the N.Y. Giants (9/23/01) and remains there to this day.

2002 — The Chiefs wear a “40th Anniversary in Kansas City” patch vs. Oakland (10/27/02), commemorating the franchise’s 40th season in Mid-America. “The Scout” - Kansas City’s most recognizable civic icon - is prominently featured on the patch along with Kansas City’s downtown skyline. The NFL Equipment Shield replaces the NFL Shield on jerseys and pants.



Pat Tillman Sticker

2004 — The Chiefs wear a “40” decal on their helmets vs. Carolina (9/19/04) in honor of former Arizona Cardinals S Pat Tillman. Tillman left the Cardinals prior to the 2002 season and became a member of the elite Army Ranger unit. He was killed in the line of duty serving his country in Afghanistan on April 22, 2004.



Hank Stram Sticker



Fútbol Americano Sticker

2005 — The Chiefs wear a circular sticker on their helmets all season bearing the initials “HS” in honor of Hall of Fame Head Coach Hank Stram who passed away on July 4th. Stram compiled a 124-76-10 regular season record as the head coach of the Dallas Texans and the Kansas City Chiefs from '60-74. He guided the franchise to four AFL titles, two Super Bowl appearances and a victory in Super Bowl IV. One of the most distinguished gentlemen and unique personalities in pro football history, Stram’s legacy was remembered all season with the “HS” decal. All NFL teams wear a “Fútbol Americano” decal on their helmets on the weekend of October 2nd to mark the NFL’s first regular season game played outside of the United States. Arizona defeated San Francisco by a 31-14 margin in that contest played at Mexico City’s Estadio Azteca.

2006 — The Chiefs wear white jerseys and white pants on opening day vs. Cincinnati (9/10) in an effort to make the Bengals wear their dark uniforms on a potentially hot and muggy day. It marks the first time that even Founder Lamar Hunt can recall the club wearing the white-on-

white uniform combination at home. The most recent time the club had dressed in such attire was in a road contest at Seattle (12/26/99). It was also the first time that the Chiefs had donned white jerseys at home since '80. While the premise is sound, the weather conditions aren’t a factor in the contest with a kickoff temperature of 67 degrees under cloudy skies.



Lamar Hunt Patch

After the passing of Hunt on December 13th, the Chiefs utilize a helmet decal for the remainder of the season bearing the initials “LH” to honor the franchise’s Founder. Kansas City first wears the helmet decal at San Diego (12/17). The club also reverts to the white jersey/white pants combination for its final two regular season road games and its postseason contest at Indianapolis (1/6/07). The move is in part to honor Hunt, who appreciated the “classic” look of that uniform combination.

2007 — Clark Hunt commissions a patch that the Chiefs wore on their uniforms in 2007 to honor his father’s memory. The design of the patch is historically significant. The patch prominently features the American Football League logo to serve as a reminder of Hunt’s formation of the AFL and the lasting impact the American Football League has made on the game of professional football. True to Hunt’s humble spirit, the letters “LH” are subtly displayed on the patch, symbolizing the fact that the



Gene Upshaw Sticker

Chiefs Founder always put the best interests of the league ahead of his own. The patch is affixed on the left chest of both Kansas City’s home and away jerseys, meaning this piece of woven symbolism will always be over the heart of every Chiefs player. Beginning with a game vs. San Diego (12/2/07), the Chiefs and other NFL teams wear a #21 decal on their helmets for the final five games of the season to honor Washington S Sean Taylor. Taylor, who was coming off a Pro Bowl season in 2006 was killed in his home in Miami on November 26th.

2008 — On January 31st, Clark Hunt announces that the Lamar Hunt patch will become a permanent part of the Chiefs uniform, beginning with the 2008 NFL season. All NFL teams wear a patch to honor the late Hall of Fame G Gene Upshaw on Kickoff Weekend. The former Executive Director of the NFL Players Association passed away on August 20th. Beginning with the Chiefs contest the following week vs. Oakland (9/14), a decal bearing Upshaw’s initials is worn on all helmets for the remainder of the season.



Lamar Hunt Sticker



Sean Taylor Sticker



50th Anniversary Patch

2009 — On April 14th, the Chiefs unveil their “50th Anniversary” patch that was worn on the club’s jerseys for 13 games in 2009. The patch features a gold 50, as well as a Chiefs logo and an outline of the State of Texas, representing the only two logos that have ever appeared on the franchise’s helmets. Kansas City wears replicas of the club’s ’62 Dallas Texans attire for AFL Legacy Games vs. Dallas (10/11), vs. San Diego (10/25) and at Oakland (11/15). The look is completed with replica Texans helmets that feature gray facemasks and a Texas-shaped decal with a gold star on Dallas. Jerseys for these three AFL Rivalry games feature a special “AFL 50th Anniversary” patch, featuring the original American Football League logo.



AFL 50th Anniversary Patch

2012 — On April 3rd, Nike became the National Football League’s exclusive maker of licensed on-field apparel. With the transition to Nike, the club made a few changes to the looks of the traditional Chiefs uniforms. The numbers on the new uniforms moved from the jersey sleeve to the top of the shoulder while the traditional stripe on the sleeve increased in thickness.

2013 — As a sign of new energy at Arrowhead Stadium, Head Coach Andy Reid receives permission from Chairman and CEO Clark Hunt to have the team wear red pants with its home red tops in the 2013 home opener against Dallas (9/15). It marks the first time in franchise history that the team wore the red-on-red uniform combination. For the team’s postseason game at Indianapolis (1/4), the Chiefs captains donned “C” patches on their jerseys.



RED-ON-RED UNIFORM HISTORY

Date	Opponent	Result
9/15/13	vs. Dallas	W, 17-16
9/29/14	vs. New England	W, 41-14
11/30/14	vs. Denver	L, 29-16
9/17/15	vs. Denver	L, 31-24
12/8/16	vs. Oakland	W, 21-13
10/19/17	@ Oakland	L, 31-30
12/16/17	vs. L.A. Chargers	W, 30-13
10/21/18	vs. Cincinnati	W, 45-10
12/23/18	vs. L.A. Chargers	L, 28-29
10/6/19	vs. Indianapolis	L, 19-13
12/6/20	vs. Denver	W, 22-16
10/10/21	vs. Buffalo	L, 38-20

2015 — For the team’s final four regular season games, the Chiefs wore white jerseys with white pants and red socks for the first time since 1994. It was the first time the team wore white pants and white jerseys in the regular season since Week 10 in 2012. The Chiefs also brought back the “C” patches for the two postseason games for the first time since the 2013 postseason.



Captain's Patch

2019 — In honor of the club’s 60th season, the franchise introduced a special 60th season logo that was featured prominently in the team’s branding, as well as a helmet sticker throughout the entire year. The logo features a combination of the Lamar Hunt patch, “60 seasons” text, the traditional arrowhead “KC” logo, along with six stars, each representing a decade of Chiefs football. The 2019 campaign also marked



60th Season Helmet Sticker



NFL100 Jersey Collar and Helmet Sticker

the NFL’s centennial season, and the league replaced the standard NFL shield on jersey collars with a metallic/reflective NFL100 logo. The league also replaced NFL shield stickers on the back of helmets with NFL100 stickers. On November 3,

as the Chiefs took on the Minnesota Vikings at Arrowhead Stadium, the Chiefs replaced their traditional white facemasks in favor of gray facemasks as a tribute to the club’s victory over the Minnesota Vikings in Super Bowl IV and in celebration of the club’s 60th season. The team’s helmets featured gray facemasks from 1960 until the change to white facemasks in 1974.



Gray Facemasks

2020 — In response to an unprecedented offseason and to honor the historic social justice movement and community engagement of NFL players and clubs, all NFL players, coaches and officials were given the opportunity to honor victims of systemic racism, victims of police brutality, as well as social justice heroes with helmet stickers and patches. More than 1,400 players and 300 coaches and officials, including dozens of Chiefs players and coaches, selected names or phrases to participate. Players also had the opportunity to wear warmup t-shirts with the unifying messages “Injustice Against One of Us, Is Injustice Against All of Us” and “END RACISM.”



Social Justice Decals

2021 — For the December 16 game (Week 15) the Chiefs wore white on white uniforms with gray facemasks in their overtime win at Los Angeles versus the Chargers. The team's helmets featured gray facemasks from 1960 until the change to white facemasks in 1974. It is believed the last time Kansas City wore white on white with gray facemasks was Week 16 (12/17/67) at Denver in 1967.



Rare Combination of White on White Uniforms with Gray Facemasks

ORIGIN OF THE TERM “SUPER BOWL”

Lamar Hunt left an indelible mark on professional football. While Hunt made many lasting contributions to the game, part of his legacy will be his “accidental” naming of pro football’s most important contest, the Super Bowl. As the story has been told and retold over the years, some of the facts have gotten lost along the way. Here are some of the most important elements of the tale in how the Super Bowl got its name...

- After the AFL-NFL merger was announced in June of 1966, Commissioner Pete Rozelle appointed a committee consisting of himself, Lamar Hunt (Kansas City), Tex Schramm (Dallas) and two other owners from each league (AFL & NFL) to firm up the details of the merger agreement.



Pete Rozelle and Lamar Hunt both played pivotal roles in shaping professional football.

- At one of those initial merger meetings, there was a discussion about the date of the game. As the committee discussed the championship game (which ultimately became referenced as the Super Bowl), there was some confusion on whether the parties were discussing the respective AFL and NFL title games or the game between the two leagues. It was then that Hunt first recalled saying, “You know, the last game, the final game . . . the Super Bowl!”
- The “inspiration” for Hunt’s whimsical suggestion was the high-bouncing “Super Ball” produced by the Wham-O company. Lamar’s wife, Norma, had previously purchased one for each of the Hunt children (Lamar, Jr., Clark and Sharron) and the toy had become somewhat of a craze in the Hunt household and many other homes across the country.
- Hunt was later quoted as saying, “Nobody ever said let’s make that the name of the game. Far from it, we all agreed it was far too corny to be the name of the new title game.”
- In a letter from Hunt to Rozelle on July 25, 1966, Hunt urged the commissioner to “coin a phrase” for the title game between the two leagues. In the letter, Hunt said, “I have kiddingly called it the Super Bowl, which can obviously be improved upon.”
- Rozelle agreed with Hunt’s suggestion since he had a particular disdain for the term “super.” According to longtime NFL executive Don Weiss, Rozelle was a former PR man who had a keen appreciation of grammar. In Rozelle’s book, “super”

was the equivalent of “gee whiz” or “neat.” He believed that the term “Super Bowl” had no sophistication whatsoever.

- Rozelle was initially inclined to call the game the “Pro Bowl,” but that moniker was already assigned to the NFL’s annual all-star contest.
- In the years leading up to the merger, many members of the media had billed a possible championship match-up between the two rival leagues as a “World Series of Football,” but Rozelle clearly did not want to have his game associated with baseball.
- After much consternation and debate, Rozelle eventually dubbed the title contest between the two leagues as “The AFL-NFL World Championship Game.” However, Hunt’s whimsical, off-the-cuff comment had taken root. In the weeks leading up to the game, headline writers had already adapted Hunt’s two-word title over the much more verbose official moniker for the game. The TV networks billed the game as “Super Sunday” and even NFL Films tagged their film reels as being designated for the “Super Bowl.”
- After the first two “AFL-NFL World Championship Games,” the term “Super Bowl” was officially adopted by Commissioner Rozelle and the NFL. The first game to officially be designated as the Super Bowl at the time it was played was Super Bowl III between the AFL’s Jets and the NFL’s Colts. The first two championship games were retroactively named Super Bowls I & II.



Hank Stram and Vince Lombardi exchange pleasantries prior to Super Bowl I.

Note: Information and accounts from various sources were used in this synopsis, including an article from the Super Bowl XL game program by Michael MacCambridge entitled: “The Start of Something Super.”

HEAD COACHING HISTORY



Andy Reid
 Hired: January 4, 2013
 Chiefs Head Coach: 10th Season
 NFL Head Coach: 24th Season
 Chiefs Reg. Season Record: 103-42 (.710)
 Chiefs Postseason Record: 9-7 (.563)
 NFL Reg. Season Record: 233-135-1 (.633)
 NFL Postseason Record: 19-16 (.543)
 Total NFL Record: 252-151-1 (.625)




Hank Stram
 1960-74
 124-76-10 (.614)



Paul Wiggin
 1975-77
 11-24-0 (.314)



Tom Bettis
 1977
 1-6-0 (.143)



Marv Levy
 1978-82
 31-42-0 (.425)



John Mackovic
 1983-86
 30-34-0 (.469)



Frank Gansz
 1987-88
 8-22-1 (.274)



Marty Schottenheimer
 1989-98
 101-58-1 (.634)



Gunther Cunningham
 1999-00
 16-16-0 (.500)



Dick Vermeil
 2001-05
 44-36-0 (.550)



Herm Edwards
 2006-08
 15-33-0 (.313)



Todd Haley
 2009-11
 19-26-0 (.422)



Romeo Crennel
 2011-2012
 4-15-0 (.210)

ALL-TIME REVIEW

YEAR-BY-YEAR RESULTS

Year	Rec.	Head Coach	Division Finish	Year	Rec.	Head Coach	Division Finish
1960	8-6	Hank Stram	2nd AFL West	1991	10-6	Marty Schottenheimer	2nd AFC West
1961	6-8	Hank Stram	2nd AFL West	1992	10-6	Marty Schottenheimer	2nd AFC West
1962	11-3	Hank Stram	1st AFL West	1993	11-5	Marty Schottenheimer	1st AFC West
1963	5-7-2	Hank Stram	3rd AFL West	1994	9-7	Marty Schottenheimer	2nd AFC West
1964	7-7	Hank Stram	2nd AFL West	1995	13-3	Marty Schottenheimer	1st AFC West
1965	7-5-2	Hank Stram	3rd AFL West	1996	9-7	Marty Schottenheimer	2nd AFC West
1966	11-2-1	Hank Stram	1st AFL West	1997	13-3	Marty Schottenheimer	1st AFC West
1967	9-5	Hank Stram	2nd AFL West	1998	7-9	Marty Schottenheimer	4th AFC West
1968	12-2	Hank Stram	1st AFL West	1999	9-7	Gunther Cunningham	2nd AFC West
1969	11-3	Hank Stram	2nd AFL West	2000	7-9	Gunther Cunningham	3rd AFC West
1970	7-5-2	Hank Stram	2nd AFC West	2001	6-10	Dick Vermeil	4th AFC West
1971	10-3-1	Hank Stram	1st AFC West	2002	8-8	Dick Vermeil	4th AFC West
1972	8-6	Hank Stram	2nd AFC West	2003	13-3	Dick Vermeil	1st AFC West
1973	7-5-2	Hank Stram	2nd AFC West	2004	7-9	Dick Vermeil	3rd AFC West
1974	5-9	Hank Stram	3rd AFC West	2005	10-6	Dick Vermeil	2nd AFC West
1975	5-9	Paul Wiggin	3rd AFC West	2006	9-7	Herm Edwards	2nd AFC West
1976	5-9	Paul Wiggin	4th AFC West	2007	4-12	Herm Edwards	3rd AFC West
1977	2-12	Paul Wiggin (1-6) Tom Bettis (1-6)*	5th AFC West	2008	2-14	Herm Edwards	4th AFC West
1978	4-12	Marv Levy	5th AFC West	2009	4-12	Todd Haley	4th AFC West
1979	7-9	Marv Levy	5th AFC West	2010	10-6	Todd Haley	1st AFC West
1980	8-8	Marv Levy	3rd AFC West	2011	7-9	Todd Haley (5-8) Romeo Crennel (2-1)**	4th AFC West
1981	9-7	Marv Levy	3rd AFC West	2012	2-14	Romeo Crennel	4th AFC West
1982	3-6	Marv Levy	4th AFC West	2013	11-5	Andy Reid	2nd AFC West
1983	6-10	John Mackovic	5th AFC West	2014	9-7	Andy Reid	2nd AFC West
1984	8-8	John Mackovic	4th AFC West	2015	11-5	Andy Reid	2nd AFC West
1985	6-10	John Mackovic	5th AFC West	2016	12-4	Andy Reid	1st AFC West
1986	10-6	John Mackovic	2nd AFC West	2017	10-6	Andy Reid	1st AFC West
1987	4-11	Frank Gansz	5th AFC West	2018	12-4	Andy Reid	1st AFC West
1988	4-11-1	Frank Gansz	5th AFC West	2019	12-4	Andy Reid	1st AFC West
1989	8-7-1	Marty Schottenheimer	2nd AFC West	2020	14-2	Andy Reid	1st AFC West
1990	11-5	Marty Schottenheimer	2nd AFC West	2021	12-5	Andy Reid	1st AFC West

*Bettis replaced Wiggin after seven games in '77.

**Crennel replaced Haley after 13 games in '11.



Preseason (3-0)

Table with 3 columns: Date, Result, Opponent/Location, Attendance. Rows: 8/14 W 19-16 at San Francisco 54,397; 8/20 W 17-10 at Arizona 56,271; 8/27 W 28-25 MINNESOTA 72,680

Regular Season (12-5)

Table with 3 columns: Date, Result, Opponent/Location, Attendance. Rows: 9/12 W 33-29 CLEVELAND 72,973; 9/19 L 35-36 at Baltimore 70,417; 9/26 L 24-30 LOS ANGELES CHARGERS 72,980; 10/3 W 42-30 at Philadelphia 69,796; 10/10 L 20-38 BUFFALO 73,389; 10/17 W 31-13 at Washington 51,322; 10/24 L 3-27 at Tennessee 69,484; 11/1 W 20-17 NEW YORK GIANTS 72,898; 11/7 W 13-7 GREEN BAY 73,476; 11/14 W 41-14 at Las Vegas 62,125; 11/21 W 19-9 DALLAS 73,494; 12/5 W 22-9 DENVER 73,185; 12/12 W 48-9 LAS VEGAS 73,278; 12/16 W 34-28 OT at Los Angeles Chargers 70,240; 12/26 W 36-10 PITTSBURGH 73,371; 1/2 L 31-34 at Cincinnati 64,505; 1/8 W 28-24 at Denver 76,012

AFC Wild Card Playoff Game

1/16 W 42-21 PITTSBURGH 73,253

AFC Divisional Playoff Game

1/23 W 42-36 OT BUFFALO 73,242

AFC Championship Game

1/30 L 24-27 OT CINCINNATI 73,377

INDIVIDUAL STATISTICS

Table with columns: Player, Att, Cmp, PASSING Yds, Pct, TD, Int, LG, Rating. Rows: Mahomes (658, 436, 4839, 66.3, 37, 13, 75t, 98.5); Henne (.16, 11, 82, 68.8, 0, 0, 17, 80.7); Townsend (1, 1, 16, 100.0, 0, 0, 16, 118.8); CHIEFS TOTALS (675, 448, 4937, 66.4, 37, 13, 75t, 98.1); Opp. Total (610, 401, 4482, 65.7, 27, 15, 72t, 92.0)

PASS RECEIVING

Table with columns: Player, No., Yds, Avg, LG, TD. Rows: Hill (111, 1239, 11.2, 75t, 9); Kelce (92, 1125, 12.2, 69, 2); Hardman (59, 693, 11.7, 53, 2); Williams (47, 452, 9.6, 38t, 2); Pringle (42, 568, 13.5, 40t, 5); Robinson (25, 264, 10.6, 33t, 3); Edwards-Helaire (19, 129, 6.8, 29, 2); McKinnon (13, 107, 8.2, 14t, 1); Bell (9, 87, 9.7, 24, 0); Gore (8, 105, 13.1, 50, 0); Gray (7, 36, 5.1, 8, 1); Fortson (5, 47, 9.4, 27, 2); Gordon (5, 32, 6.4, 11, 1); Burton (3, 31, 10.3, 20, 0); Kemp (2, 24, 12.0, 16, 0); Remmers (1, -2, -2.0, -2, 0); CHIEFS TOTALS (448, 4937, 11.0, 75t, 37); Opp. Total (401, 4482, 11.2, 72t, 27)

RUSHING

Table with columns: Player, No., Yds, Avg, LG, TD. Rows: Williams (144, 558, 3.9, 21, 6); Edwards-Helaire (119, 517, 4.3, 17, 4); Mahomes (66, 381, 5.8, 32, 2); Gore (51, 256, 5.0, 51t, 2); Hill (9, 96, 10.7, 33, 0); McKinnon (12, 62, 5.2, 18, 0); Hardman (8, 46, 5.8, 24, 0); Burton (8, 26, 3.3, 7t, 1); Bell (4, 10, 2.5, 3, 0); Kelce (2, 3, 1.5, 4t, 1); Henne (8, 0, 0.0, 4, 0); CHIEFS TOTALS (431, 1955, 4.5, 51t, 16); Opp. Total (419, 1999, 4.8, 47t, 15)

TEAM LEADERS

Scoring: Harrison Butker (122 pts, 47 PATs, 25 FGs); INTs: Tyrann Mathieu (3-56 yds); Tackles: Nick Bolton (112 (70 solo)); Sacks: Chris Jones (9.0 (-65.5)); Punting: Tommy Townsend (37, 1746 yds., 47.2 avg., 20 In 20, 68 LG); Punt Returns: Mecole Hardman (13-157 yds., 12.1 avg, 0 TD); Kickoff Returns: Byron Pringle (25-621 yds., 24.8 avg., 0 TD)

LEAGUE STANDINGS



AMERICAN FOOTBALL CONFERENCE

Table with columns: Division, Team, W, L, T, Pct. Rows: West Division: Kansas City (12, 5, 0, .706), Las Vegas† (10, 7, 0, .588), L.A. Chargers (9, 8, 0, .529), Denver (7, 10, 0, .412); North Division: Cincinnati (10, 7, 0, .588), Pittsburgh† (9, 7, 1, .559), Cleveland (8, 9, 0, .471), Baltimore (8, 9, 0, .471); East Division: Buffalo (11, 6, 0, .647), New England† (10, 7, 0, .588), Miami (9, 8, 0, .529), N.Y. Jets (4, 13, 0, .235); South Division: Tennessee (12, 5, 0, .706), Indianapolis (9, 8, 0, .529), Houston (4, 13, 0, .235), Jacksonville (3, 14, 0, .176)



NATIONAL FOOTBALL CONFERENCE

Table with columns: Division, Team, W, L, T, Pct. Rows: West Division: L.A. Rams (12, 5, 0, .706), Arizona† (11, 6, 0, .647), San Francisco† (10, 7, 0, .588), Seattle (7, 10, 0, .412); North Division: Green Bay (13, 4, 0, .765), Minnesota (8, 9, 0, .471), Chicago (6, 11, 0, .353), Detroit (3, 13, 1, .206); East Division: Dallas (12, 5, 0, .706), Philadelphia† (9, 8, 0, .529), Washington (7, 10, 0, .412), N.Y. Giants (4, 13, 0, .235); South Division: Tampa Bay (13, 4, 0, .765), New Orleans (9, 8, 0, .529), Atlanta (7, 10, 0, .412), Carolina (5, 12, 0, .294)

AFC Championship: Cincinnati 27, Kansas City 24 OT

NFC Championship: Los Angeles 20, San Francisco 17

Super Bowl LVI: Los Angeles 23, Cincinnati 20

REGULAR STARTERS

OFFENSE

WR Tyreek Hill; LT Orlando Brown Jr.; LG Joe Thuney; C Creed Humphrey; RG Trey Smith; RT Lucas Niang; TE Andrew Wylie; TRAVIS KELCE; WR Mecole Hardman; WR Demarcus Robinson; QB Patrick Mahomes; RB Clyde Edwards-Helaire; K Harrison Butker

DEFENSE

LE Chris Jones; DT Melvin Ingram; Jarran Reed; DT Derrick Nnadi; Chris Jones; Frank Clark; LB Anthony Hitchens; LB Nick Bolton; LB Willie Gay; LCB Charvarius Ward; RCB L'Jarius Sneed; CB Rashad Fenton; SS Tyrann Mathieu; FS Juan Thornhill; Daniel Sorensen; P Tommy Townsend

PRO BOWLERS IN BOLD

TEAM STATISTICS

Table with columns: Stat, Chiefs, Opp. Rows: TOTAL FIRST DOWNS (Chiefs 419, Opp 363); Rushing (119, 121); Passing (267, 209); Penalty (33, 33); 3rd Down: Made/Att (107/205, 80/199); 3rd Down Pct. (52.5, 40.2); 4th Down: Made/Att (10/15, 19/31); 4th Down Pct. (66.7, 61.3); TOTAL NET YARDS (6746, 6272); Avg. Per Game (396.8, 368.9); Total Plays (1134, 1060); Avg. Per Play (5.9, 5.9); NET YARDS RUSHING (1955, 1999); Avg. Per Game (115.0, 117.6); Total Rushes (431, 419); NET YARDS PASSING (4791, 4273); Avg. Per Game (281.8, 251.4); Sacked/Yards Lost (28/146, 31/209); Gross Yards (4937, 4482); Att./Completions (675/448, 610/401); Completion Pct. (66.4, 65.7); Had Intercepted (13, 15); PUNTS/AVERAGE (40/46.7, 52/48.1); NET PUNTING AVG. (43.1, 41.8); PENALTIES/YARDS (111/925, 116/911); FUMBLES/BALL LOST (23/12, 25/14); TOUCHDOWNS (57, 44); Rushing/Passing (16/37, 15/27); Defensive/Kicking Game (4, 2); TIME OF POSSESSION (30:56, 29:04)

SCORE BY PERIODS: 1 (130), 2 (124), 3 (91), 4 (129), OT (6), Total (480); Opp. Total (66, 135, 50, 113, 0, 364)





Table of game results: Preseason (2-2), Regular Season (12-4), AFC Divisional Playoff Game, and AFC Championship Game.

INDIVIDUAL STATISTICS

PASSING table with columns: Att., Cmp., Yds., Pct., TD, Int, LG, Rating.

PASS RECEIVING table with columns: No., Yds., Avg., LG, TD.

RUSHING table with columns: No., Yds., Avg., LG, TD.

TEAM LEADERS

Scoring: Harrison Butker... INTs: Steven Nelson... Tackles: Anthony Hitchens... Sacks: Chris Jones... Punting: Dustin Colquitt... Punt Returns: Tyreek Hill... Kickoff Returns: Tremain Smith

LEAGUE STANDINGS

League Standings for American Football Conference and National Football Conference, categorized by division (West, North, East, South).

AFL Championship: New England 38, Kansas City 31
NFL Championship: L.A. Rams 26, New Orleans 23
Super Bowl LIII: New England 13, L.A. Rams 3

REGULAR STARTERS

REGULAR STARTERS table with columns for OFFENSE (WR, LT, LG, C, RG, RT, TE, FB, WR, QB, RB, K) and DEFENSE (LE, NT, RE, LOLB, LILB, RILB, ROLB, LCB, RCB, SS, FS, P).

PRO BOWLERS IN BOLD

TEAM STATISTICS

TEAM STATISTICS table comparing Chiefs to Opponent across various metrics like First Downs, Net Yards Rushing, Net Yards Passing, etc.

SCORE BY PERIODS table showing Total Score by Quarter for Chiefs and Opponent.



10-6 • 1st AFC West • Andy Reid

Preseason (2-2)

8/11	L	17-27	SAN FRANCISCO	69,706
8/19	W	30-12	at Cincinnati	47,714
8/25	L	13-26	at Seattle	68,541
8/31	W	30-6	TENNESSEE	60,213

Regular Season (10-6)

9/7	W	42-27	at New England	65,878
9/17	W	27-20	PHILADELPHIA	74,971
9/24	W	24-10	at L.A. Chargers	25,386
10/2	W	29-20	WASHINGTON	74,587
10/8	W	42-34	at Houston	71,835
10/15	L	13-19	PITTSBURGH	76,994
10/19	L	30-31	at Oakland	55,090
10/30	W	29-19	DENVER	76,573
11/5	L	17-28	at Dallas	93,273
11/19	L	9-12	at N.Y. Giants	76,363
11/26	L	10-16	BUFFALO	74,929
12/3	L	31-38	at N.Y. Jets	77,562
12/10	W	26-15	OAKLAND	74,461
12/16	W	30-13	L.A. CHARGERS	75,011
12/24	W	29-13	MIAMI	65,325
12/31	W	27-24	at Denver	75,928

AFC Wild Card Playoff Game

1/6	L	21-22	TENNESSEE	73,319
-----	---	-------	-----------	--------

INDIVIDUAL STATISTICS

	Att.	Cmp.	Yds.	Pct.	TD	Int	LG	Rating
Smith	505	341	4,042	67.5	26	5	79t	104.7
Mahomes	35	22	284	62.9	0	1	51	76.4
Kelce	1	0	0	0.0	0	1	--	0.0
Hill	1	0	0	0.0	0	1	--	0.0
Bray	1	0	0	0.0	0	0	--	0.0
CHIEFS TOTALS	543	363	4326	66.9	26	8	79t	100.8
Opp. Total	570	325	4131	57.0	23	16	69	81.5

PASS RECEIVING

	No.	Yds.	Avg.	LG	TD
Kelce	83	1,028	12.5	44	8
Hill	75	1,183	15.8	79t	7
K. Hunt	53	455	8.6	78t	3
Wilson	42	554	13.2	63t	3
West	27	150	5.6	25	2
Robinson	21	212	10.1	33	0
Harris	18	224	12.4	51	1
Thomas	14	143	10.2	57t	2
Conley	11	175	15.9	35	0
Sherman	6	47	7.8	11	0
Travis	5	47	8.6	18	0
A. Hunt	4	31	7.8	20	0
Charles	2	53	26.5	35	0
Chesson	2	18	9.0	10	0
CHIEFS TOTALS	363	4326	11.9	79t	26
Opp. Total	325	4131	12.7	69	23

RUSHING

	No.	Yds.	Avg.	LG	TD
K. Hunt	272	1,327	4.88	69t	8
Smith	60	355	5.92	70	1
West	18	72	4.0	21t	2
Hill	17	59	3.47	16	0
Sherman	14	40	2.5	9	1
A. Hunt	8	23	2.88	11	1
Mahomes	7	10	1.43	5	0
Kelce	2	7	0.5	4	0
Wilson	3	6	0.5	6	0
Thomas	1	4	0.3	4	0
Spiller	2	0	0.0	1	0
Bray	1	0	0.0	0	0
CHIEFS TOTALS	405	1903	4.7	70	12
Opp. Total	443	1890	4.3	27	15

TEAM LEADERS

Scoring: Harrison Butker 142 pts; 28 PATs, 38 FGs
INTs: Marcus Peters 6-63 yds.
Tackles: Daniel Sorensen 88 (66 solo)
Sacks: Justin Houston 9.5 (-54.0)
Punting: Dustin Colquitt 65-0, 2,936 yds., 45.2 avg., 29 In 20, 77 LG
Punt Returns: Tyreek Hill 25-205 yds., 8.2 avg., 1 TDs
Kickoff Returns: Akeem Hunt 25-611 yds., 24.4 avg., 0 TD

LEAGUE STANDINGS



AMERICAN FOOTBALL CONFERENCE

West Division				
W	L	T	Pct.	
Kansas City	10	6	0	.625
L.A. Chargers	9	7	0	.563
Oakland	6	10	0	.375
Denver	5	11	0	.313
North Division				
W	L	T	Pct.	
Pittsburgh	13	3	0	.813
Baltimore	9	7	0	.563
Cincinnati	7	9	0	.438
Cleveland	0	16	0	.000
East Division				
W	L	T	Pct.	
New England	13	3	0	.813
Buffalo†	9	7	0	.563
Miami	6	10	0	.375
N.Y. Jets	5	11	0	.313
South Division				
W	L	T	Pct.	
Jacksonville	10	6	0	.625
Tennessee†	9	7	0	.563
Indianapolis	8	8	0	.500
Houston	4	12	0	.250



NATIONAL FOOTBALL CONFERENCE

West Division				
W	L	T	Pct.	
L.A. Rams	11	5	0	.688
Seattle	9	7	0	.563
Arizona	8	8	0	.500
San Francisco	6	10	0	.375
North Division				
W	L	T	Pct.	
Minnesota	13	3	0	.813
Detroit	9	7	0	.563
Green Bay	7	9	0	.438
Chicago	5	11	0	.313
East Division				
W	L	T	Pct.	
Philadelphia	13	3	0	.813
Dallas	9	7	0	.563
Washington	7	9	0	.438
N.Y. Giants	3	13	0	.188
South Division				
W	L	T	Pct.	
New Orleans	11	5	0	.688
Carolina†	11	5	0	.688
Atlanta†	10	6	0	.625
Tampa Bay	5	11	0	.313

AFL Championship: New England 24, Jacksonville 20

NFL Championship: Philadelphia 38, Minnesota 7

Super Bowl LII: Philadelphia 41, New England 33

REGULAR STARTERS

OFFENSE

WR Tyreek Hill
LT Eric Fisher
LG Bryan Witzmann
C Mitch Morse
RG Laurent Duvernay-Tardif
RT Mitchell Schwartz
TE Travis Kelce
Demetrius Harris
WR Demarcus Robinson
QB Alex Smith
RB Kareem Hunt
K Harrison Butker

DEFENSE

LE Chris Jones
NT Bennie Logan
RE Allen Bailey
LOLB Frank Zombo
LILB Reggie Ragland
RILB Derrick Johnson
ROLB Justin Houston
LCB Marcus Peters
RCB Terrance Mitchell
SS Daniel Sorensen
FS Ron Parker
P Dustin Colquitt

PRO BOWLERS IN BOLD

TEAM STATISTICS

	CHIEFS	OPP.
TOTAL FIRST DOWNS	322	352
Rushing	95	112
Passing	198	204
Penalty	29	36
3rd Down: Made/Att	78/199	83/207
3rd Down Pct.	39.2	40.1
4th Down: Made/Att	3/10	9/17
4th Down Pct.	30.0	52.9
TOTAL NET YARDS	6,007	5,842
Avg. Per Game	375.4	365.1
Total Plays	985	1,044
Avg. Per Play	6.1	5.6
NET YARDS RUSHING	1,903	1,890
Avg. Per Game	118.9	118.1
Total Rushes	405	443
NET YARDS PASSING	4,104	3,952
Avg. Per Game	256.5	247.0
Sacked/Yards Lost	37/222	31/179
Gross Yards	4,326	4,131
Att./Completions	543/363	570/325
Completion Pct.	66.9	57.0
Had Intercepted	8	16
PUNTS/AVERAGE	65/45.2	72/42.6
NET PUNTING AVG.	65/41.1	72/37.6
PENALTIES/YARDS	118/1044	107/864
FUMBLES/BALL LOST	14/3	19/10
TOUCHDOWNS	42	39
Rushing/Passing	12/26	15/23
Defensive/Kicking Game	4	1
TIME OF POSSESSION	30:39	29:21

SCORE BY PERIODS	1	2	3	4	OT	Total
CHIEFS TOTAL	84	116	91	124	0	415
Opp. Total	77	82	70	107	3	339





12-4 • 1st AFC West • Andy Reid

Preseason (2-2)

8/13	L	34-19	SEATTLE	69,816
8/20	L	14-13	at Los Angeles Rams	80,782
8/27	W	34-10	at Chicago	61,681
9/1	W	24-17	GREEN BAY	70,155

Regular Season (12-4)

9/11	W	33-27 OT	SAN DIEGO	73,238
9/18	L	12-19	at Houston	71,890
9/25	W	24-3	N.Y. JETS	71,587
10/2	L	14-43	at Pittsburgh	61,278
10/16	W	26-10	at Oakland	54,211
10/23	W	27-21	NEW ORLEANS	76,282
10/30	W	30-14	at Indianapolis	65,417
11/6	W	19-14	JACKSONVILLE	73,294
11/13	W	20-17	at Carolina	74,181
11/20	L	17-19	TAMPA BAY	72,277
11/27	W	30-27 OT	at Denver	76,819
12/4	W	29-28	at Atlanta	69,879
12/8	W	21-13	OAKLAND	75,191
12/18	L	17-19	TENNESSEE	68,084
12/25	W	33-10	DENVER	76,671
1/1	W	37-27	at San Diego	54,915

AFC Divisional Playoff Game

1/15	L	16-18	PITTSBURGH	75,678
------	---	-------	------------	--------

INDIVIDUAL STATISTICS

	Att.	Cmp.	PASSING Yds.	Pct.	TD	Int	LG	Rating
Smith	489	328	3,502	67.1	15	8	80t	91.2
Foles	55	36	410	65.5	3	0	49	105.9
Poe	1	1	2	100.0	1	0	2t	118.8
Maclin	1	0	0	0.0	0	0	--	39.6
CHIEFS TOTALS	546	365	3914	66.8	19	8	80t	93.2
Opp. Total	598	350	4120	58.5	23	18	76t	79.8

	No.	Yds.	Avg.	LG	TD
Kelce	85	1,125	13.2	80t	4
Hill	61	593	9.7	49	6
Maclin	44	536	12.2	44	2
Conley	44	530	12.0	39	0
Ware	33	447	13.5	46t	2
Wilson	31	279	9.0	42	2
West	28	188	6.7	28	2
Harris	17	123	7.2	13	1
Thomas	7	35	5.0	15	0
Sherman	4	11	2.8	6	0
Davis	3	21	7.0	11	0
Travis	3	15	5.0	6	0
Charles	2	14	7.0	16	0
O'Shaughnessy	2	-1	-0.5	0	0
A.Smith	1	3	3.0	3	0
E.Fisher	0	-5	0	-5	0
CHIEFS TOTALS	365	3914	10.7	80t	19
Opp. Total	350	4120	11.8	76t	23

	No.	Yds.	Avg.	LG	TD
Ware	214	921	4.3	46	3
West	88	293	3.3	28	1
Hill	24	267	11.1	70t	3
Smith	48	134	2.8	24	5
Wilson	2	50	25.0	55t	1
Charles	12	40	3.3	17	1
Thomas	4	29	7.3	23	0
Davis	13	23	1.8	6	0
Poe	1	1	1.0	1t	1
Maclin	1	-1	-1.0	-1	0
Foles	4	-4	-1.0	-1	0
Kelce	1	-5	-5.0	-5	0
CHIEFS TOTALS	412	1748	4.2	70t	15
Opp. Total	437	1938	4.4	44	10

TEAM LEADERS

Scoring: Cairo Santos 129 pts; 36 PATs, 31 FGs
INTs: Marcus Peters 6-63 yds.
Tackles: Derrick Johnson 90 (70 solo)
Sacks: Dee Ford 10.0 (-52.5)
Punting: Dustin Colquitt 76-3,427 yds., 45.1 avg., 38 In 20, 64 LG
Punt Returns: Tyreek Hill 39-592 yds., 15.2 avg., 2 TDs
Kickoff Returns: Tyreek Hill 14-384 yds., 27.4 avg., 1 TD

LEAGUE STANDINGS



AMERICAN FOOTBALL CONFERENCE

West Division				
W	L	T	Pct.	
Kansas City	12	4	0	.750
Oakland†	12	4	0	.750
Denver	9	7	0	.563
San Diego	5	11	0	.313
North Division				
W	L	T	Pct.	
Pittsburgh	11	5	0	.688
Baltimore	8	8	0	.500
Cincinnati	6	9	1	.406
Cleveland	1	15	0	.063
East Division				
W	L	T	Pct.	
New England	14	2	0	.875
Miami†	10	6	0	.625
Buffalo	7	9	0	.438
N.Y. Jets	5	11	0	.313
South Division				
W	L	T	Pct.	
Houston	9	7	0	.563
Tennessee	9	7	0	.563
Indianapolis	8	8	0	.500
Tennessee	3	13	0	.188



NATIONAL FOOTBALL CONFERENCE

West Division				
W	L	T	Pct.	
Seattle	10	5	1	.656
Arizona	7	8	1	.469
Los Angeles	4	12	0	.250
San Francisco	2	14	0	.125
North Division				
W	L	T	Pct.	
Green Bay	10	6	0	.625
Detroit†	9	7	0	.563
Minnesota	8	8	0	.500
Chicago	3	13	0	.188
East Division				
W	L	T	Pct.	
Dallas	13	3	0	.813
N.Y. Giants†	11	5	0	.688
Washington	8	7	1	.531
Philadelphia	7	9	0	.438
South Division				
W	L	T	Pct.	
Atlanta	11	5	0	.688
Tampa Bay	9	7	0	.563
New Orleans	7	9	0	.438
Carolina	6	10	0	.375

AFL Championship: New England 36, Pittsburgh 17

NFL Championship: Atlanta 44, Green Bay 21

Super Bowl LI: New England 34, Atlanta 28 (OT)

REGULAR STARTERS

OFFENSE		DEFENSE	
WR	Jeremy Maclin	LE	Jaye Howard
LT	Eric Fisher	NT	Dontari Poe
LG	Zach Fulton	RE	Chris Jones
C	Mitch Morse	LOLB	Dee Ford
RG	Laurent Duvernay-Tardif	LILB	Derrick Johnson
RT	Mitchell Schwartz	RILB	Ramik Wilson
TE	Travis Kelce	ROLB	Frank Zombo
TE	Demetrius Harris	LCB	Marcus Peters
WR	Chris Conley	RCB	Steven Nelson
QB	Alex Smith	SS	Eric Berry
RB	Spencer Ware	FS	Ron Parker
K	Cairo Santos	P	Dustin Colquitt

PRO BOWLERS IN BOLD

TEAM STATISTICS

	CHIEFS	OPP.
TOTAL FIRST DOWNS	305	342
Rushing	86	102
Passing	197	209
Penalty	22	31
3rd Down: Made/Att	81/213	96/222
3rd Down Pct.	38.0	43.2
4th Down: Made/Att	10/14	10/20
4th Down Pct.	71.4	50.0
TOTAL NET YARDS	5,488	5,896
Avg. Per Game	343.0	368.5
Total Plays	990	1,063
Avg. Per Play	5.5	5.5
NET YARDS RUSHING	1,748	1,938
Avg. Per Game	109.3	121.1
Total Rushes	412	437
NET YARDS PASSING	3,740	3,958
Avg. Per Game	233.8	247.4
Sacked/Yards Lost	32/174	28/162
Gross Yards	3,914	4,120
Att./Completions	546/365	598/350
Completion Pct.	66.8	58.5
Had Intercepted	8	18
PUNTS/AVERAGE	76/45.1	69/44.6
NET PUNTING AVG.	40.7	34.2
PENALTIES/YARDS	109/848	109/797
FUMBLES/BALL LOST	18/9	27/15
TOUCHDOWNS	42	34
Rushing/Passing	15/19	10/23
Defensive/Kicking Game	8	1
TIME OF POSSESSION	29:59	30:01

SCORE BY PERIODS	1	2	3	4	OT	Total
CHIEFS TOTAL	88	117	61	111	12	389
Opp. Total	76	103	44	85	3	311





11-5 • 2nd AFC West • Andy Reid

Preseason (4-0)		Regular Season (11-5)	
8/15 W 34-19	at Arizona	62,313	
8/21 W 14-13	SEATTLE	71,915	
8/28 W 34-10	TENNESSEE	69,813	
9/3 W 24-17	at St. Louis	37,616	
9/13 W 27-20	at Houston	71,776	
9/17 L 24-31	DENVER	76,404	
9/28 L 28-38	at Green Bay (Mon.)	78,214	
10/4 L 21-36	at Cincinnati	57,498	
10/11 L 17-18	CHICAGO	75,799	
10/18 L 10-16	at Minnesota	52,480	
10/25 W 23-13	PITTSBURGH	76,365	
11/1 W 45-10	DETROIT (London)	83,624	
11/15 W 29-13	at Denver	76,973	
11/22 W 33-3	at San Diego	65,837	
11/29 W 30-22	BUFFALO	72,493	
12/6 W 34-20	at Oakland	55,010	
12/13 W 10-3	SAN DIEGO	72,314	
12/20 W 34-14	at Baltimore	70,791	
12/27 W 17-13	CLEVELAND	69,115	
1/3 W 23-17	OAKLAND	76,114	
1/9 W 30-0	AFC Wild Card Playoff Game at Houston	71,800	
1/16 L 20-27	AFC Divisional Playoff Game at New England	66,829	

INDIVIDUAL STATISTICS

	PASSING							
	Att.	Cmp.	Yds.	Pct.	TD	Int	LG	Rating
Smith	470	307	3,488	65.3	20	7	80t	95.4
Daniel	2	2	4	100.0	0	0	6	79.2
Santos	1	1	3	100.0	0	0	3	79.2
CHIEFS TOTALS	473	310	3493	65.5	20	7	80t	95.4
Opp. Total	607	349	3988	57.5	25	22	55t	76.0

	PASS RECEIVING				
	No.	Yds.	Avg.	LG	TD
Maclin	87	1,088	12.5	61	8
Kelce	72	875	12.2	42t	5
Wilson	35	451	12.9	44t	2
Charles	21	177	8.4	26	1
West	20	214	10.7	80t	1
Conley	17	199	11.7	44	1
Thomas	17	140	8.2	36	1
Avant	15	119	7.9	20	0
Harris	7	74	10.6	25	1
O'Shaughnessy	6	87	14.5	30	0
Ware	6	5	0.8	5	0
Sherman	4	34	8.5	18	0
Davis	2	24	12.0	12	0
B. Parker	1	6	6.0	6	0
CHIEFS TOTALS	310	3493	11.3	80t	20
Opp. Total	349	3988	11.4	55t	25

	RUSHING				
	No.	Yds.	Avg.	LG	TD
West	160	634	4.0	38t	4
A. Smith	84	498	5.9	49	2
Ware	72	403	5.6	52	6
Charles	71	364	5.1	34t	4
Davis	28	72	2.6	10	1
Thomas	9	34	3.8	13	1
Wilson	5	26	5.2	8	0
Maclin	3	14	4.7	18	0
Poe	1	1	1.0	1	1
Sherman	1	0	0.0	0	0
Daniel	2	-2	-1.0	-1	0
CHIEFS TOTALS	436	2044	4.7	52	19
Opp. Total	383	1571	4.1	42	7

TEAM LEADERS

Scoring: Cairo Santos 129 pts; 39 PATs, 30 FGs
INTs: Marcus Peters 8-280 yds.
Tackles: Derrick Johnson 116 (95 solo)
Sacks: Justin Houston 7.5 (-54.0)
Punting: Dustin Colquitt 75-3,333 yds., 44.4 avg., 37 In 20, 62 LG
Punt Returns: De'Anthony Thomas 29-227 yds., 7.8 avg., 0 TDs
Kickoff Returns: Knile Davis 24-603 yds., 25.1 avg., 0 TDs

LEAGUE STANDINGS



AMERICAN FOOTBALL CONFERENCE

West Division				
	W	L	T	Pct.
Denver	12	4	0	.750
Kansas City†	11	5	0	.688
Oakland	7	9	0	.438
San Diego	4	12	0	.250
North Division				
	W	L	T	Pct.
Cincinnati	12	4	0	.750
Pittsburgh†	10	6	0	.625
Baltimore	5	11	0	.313
Cleveland	3	13	0	.188
East Division				
	W	L	T	Pct.
New England	12	4	0	.750
N.Y. Jets	10	6	0	.625
Buffalo	8	8	0	.500
Miami	6	10	0	.375
South Division				
	W	L	T	Pct.
Houston	9	7	0	.563
Indianapolis	8	8	0	.500
Jacksonville	5	11	0	.313
Tennessee	3	13	0	.188



NATIONAL FOOTBALL CONFERENCE

West Division				
	W	L	T	Pct.
Arizona	13	3	0	.813
Seattle†	10	6	0	.625
St. Louis	7	9	0	.438
San Francisco	5	11	0	.313
North Division				
	W	L	T	Pct.
Minnesota	11	5	0	.688
Green Bay†	10	6	0	.625
Detroit	7	9	0	.438
Chicago	6	10	0	.375
East Division				
	W	L	T	Pct.
Washington	9	7	0	.563
Philadelphia	7	9	0	.438
N.Y. Giants	6	10	0	.375
Dallas	4	12	0	.250
South Division				
	W	L	T	Pct.
Carolina	15	1	0	.938
Atlanta	8	8	0	.500
New Orleans	7	9	0	.438
Tampa Bay	6	10	0	.375

AFL Championship: Denver 20, New England 18

NFL Championship: Carolina 49, Arizona 15

Super Bowl 50: Denver 24, Carolina 10

REGULAR STARTERS

OFFENSE		DEFENSE	
WR	Jeremy Maclin	LE	Jaye Howard
LT	Eric Fisher	NT	Dontari Poe
LG	Jeff Allen	RE	Allen Bailey
C	Mitch Morse	LOLB	Justin Houston
RG	Laurent Duvernay-Tardif	LILB	Derrick Johnson
RT	Jah Reid	RILB	Josh Mauga
TE	Travis Kelce	ROLB	Tamba Hali
	Demetrius Harris	LCB	Marcus Peters
WR	Albert Wilson	RCB	Sean Smith
QB	Alex Smith	SS	Ron Parker
RB	Charcandrick West	FS	Eric Berry
K	Cairo Santos	P	Dustin Colquitt

PRO BOWLERS IN BOLD

TEAM STATISTICS

	CHIEFS	OPP.
TOTAL FIRST DOWNS	303	313
Rushing	116	86
Passing	155	193
Penalty	32	34
3rd Down: Made/Att	76/119	72/217
3rd Down Pct.	38.2	33.2
4th Down: Made/Att	6/9	13/27
4th Down Pct.	66.7	48.1
TOTAL NET YARDS	5,299	5,269
Avg. Per Game	331.2	329.3
Total Plays	955	1,037
Avg. Per Play	5.5	5.1
NET YARDS RUSHING	2,044	1,571
Avg. Per Game	127.8	98.2
Total Rushes	436	383
NET YARDS PASSING	3,255	3,698
Avg. Per Game	203.4	231.1
Sacked/Yards Lost	46/238	47/290
Gross Yards	3,493	3,988
Att./Completions	473/310	607/349
Completion Pct.	65.5	57.5
Had Intercepted	7	22
PUNTS/AVERAGE	75/44.4	78/44.7
NET PUNTING AVG.	40.8	39.3
PENALTIES/YARDS	104/878	110/941
FUMBLES/BALL LOST	16/8	19/7
TOUCHDOWNS	45	34
Rushing/Passing	19/20	7/25
Defensive/Kicking Game	6	2
TIME OF POSSESSION	30:55	29:05

SCORE BY PERIODS	1	2	3	4	OT	Total
CHIEFS TOTAL	95	132	63	115	0	405
Opp. Total	70	70	60	87	0	287





9-7 • 2nd AFC West • Andy Reid

Preseason (1-3)

8/7	W	41-39	CINCINNATI	70,951
8/17	L	16-28	at Carolina	70,035
8/23	L	12-30	MINNESOTA	73,442
8/28	L	14-34	at Green Bay	74,059

Regular Season (9-7)

9/7	L	10-26	TENNESSEE	73,569
9/14	L	17-24	at Denver	76,900
9/21	W	34-15	at Miami	70,313
9/29	W	41-14	NEW ENGLAND	76,613
10/5	L	17-22	at San Francisco	70,799
10/19	W	23-20	at San Diego	65,260
10/26	W	34-7	ST. LOUIS	75,972
11/2	W	24-10	N.Y. JETS	74,127
11/9	W	17-13	at Buffalo	68,119
11/16	W	24-20	SEATTLE	76,463
11/20	L	20-24	at Oakland	52,865
11/30	L	16-29	DENVER	76,894
12/7	L	14-17	at Arizona	62,387
12/14	W	31-13	OAKLAND	72,153
12/21	L	12-20	at Pittsburgh	60,865
12/28	W	19-7	SAN DIEGO	73,952

INDIVIDUAL STATISTICS

	Att.	Cmp.	PASSING		TD	Int	LG	Rating
			Yds.	Pct.				
Smith	464	303	3,265	65.3	18	6	70t	93.4
Daniel	28	16	157	57.1	0	0	30	73.1
Colquitt	1	1	6	100.0	0	0	6	91.7
CHIEFS TOTALS	493	320	3428	64.9	18	6	70t	92.2
Opp. Total	545	318	3505	58.3	22	6	48	86.4

	No.	PASS RECEIVING		LG	TD
		Yds.	Avg.		
Kelce	67	862	12.9	34	5
Bowe	60	754	12.6	37	0
Charles	40	291	7.3	30t	5
Fasano	25	226	9.0	22	4
Thomas	23	156	6.8	30	0
Wilson	16	260	16.3	48	0
Davis	16	147	9.2	70t	1
Avery	15	176	11.7	27	0
Avant	13	152	11.7	41	0
Hemingway	12	108	9.0	17	0
Sherman	10	71	7.1	24	1
Jenkins	9	93	10.3	27	0
McKnight	6	64	10.7	26	2
Hammond Jr.	4	45	11.3	22	0
Harris	3	20	6.7	10	0
Supermaw	1	3	3.0	3	0
CHIEFS TOTALS	320	3428	10.7	70t	18
Opp. Total	318	3505	11.0	48	22

	No.	RUSHING		LG	TD
		Yds.	Avg.		
Charles	206	1,033	5.0	63t	9
Davis	134	463	3.5	48	6
Smith	49	254	5.2	25	1
Thomas	14	113	8.1	26	1
Gray	8	31	3.9	6t	1
Daniel	4	15	3.8	9	0
Sherman	2	8	4.0	4	0
McKnight	1	3	3.0	3	0
Jenkins	2	-2	-1.0	0	0
CHIEFS TOTALS	420	1918	4.6	63t	18
Opp. Total	433	2036	4.7	90t	4

TEAM LEADERS

Scoring: Cairo Santos 113 pts; 38 PATs, 25 FGs
INTs: Kurt Coleman 3-12 yds.
Tackles: Josh Mauga 103 (82 solo)
Sacks: Justin Houston 22.0 (-99.0)
Punting: Dustin Colquitt 71-3164 yds., 44.6 avg., 31 In 20, 69 LG
Punt Returns: De'Anthony Thomas 34-405 yds., 11.9 avg., 1 TD
Kickoff Returns: Nile Davis 29-829 yds., 28.6 avg., 1 TD

LEAGUE STANDINGS



AMERICAN FOOTBALL CONFERENCE

West Division				
W	L	T	Pct.	
Denver	12	4	0	.750
Kansas City	9	7	0	.563
San Diego	9	7	0	.563
Oakland	3	13	0	.188
North Division				
W	L	T	Pct.	
Pittsburgh	11	5	0	.688
Cincinnati†	10	5	1	.656
Baltimore†	10	6	0	.625
Cleveland	7	9	0	.438
East Division				
W	L	T	Pct.	
New England	12	4	0	.750
Buffalo	9	7	0	.563
Miami	8	8	0	.500
N.Y. Jets	4	12	0	.250
South Division				
W	L	T	Pct.	
Indianapolis	11	5	0	.688
Houston	9	7	0	.563
Jacksonville	3	13	0	.188
Tennessee	2	14	0	.125



NATIONAL FOOTBALL CONFERENCE

West Division				
W	L	T	Pct.	
Seattle	12	4	0	.750
Arizona†	11	5	0	.688
San Francisco	8	8	0	.500
St. Louis	6	10	0	.375
North Division				
W	L	T	Pct.	
Green Bay	12	4	0	.750
Detroit†	11	5	0	.688
Minnesota	7	9	0	.438
Chicago	5	11	0	.313
East Division				
W	L	T	Pct.	
Dallas	12	4	0	.750
Philadelphia	10	6	0	.625
N.Y. Giants	6	10	0	.375
Washington	4	12	0	.250
South Division				
W	L	T	Pct.	
Carolina	7	8	1	.469
New Orleans	7	9	0	.438
Atlanta	6	10	0	.375
Tampa Bay	2	14	0	.125

AFL Championship: New England 45, Indianapolis 7

NFL Championship: Seattle 28, Green Bay 22 (OT)

Super Bowl XLIX: New England 28, Seattle 24

REGULAR STARTERS

OFFENSE

WR	Dwayne Bowe
LT	Eric Fisher
LG	Mike McGlynn
C	Rodney Hudson
RG	Zach Fulton
RT	Ryan Harris
TE	Anthony Fasano
FB	Anthony Sherman
TE	Travis Kelce
QB	Alex Smith
RB	Jamaal Charles
K	Cairo Santos

DEFENSE

LE	Jaye Howard
NT	Dontari Poe
RE	Allen Bailey
LOLB	Justin Houston
LILB	Josh Mauga
RILB	James-Michael Johnson
ROLB	Tamba Hali
LCB	Phillip Gaines
RCB	Sean Smith
SS	Ron Parker
FS	Husain Abdullah
P	Dustin Colquitt

PRO BOWLERS IN BOLD

TEAM STATISTICS

	CHIEFS	OPP.
TOTAL FIRST DOWNS	309	310
Rushing	92	108
Passing	184	184
Penalty	33	18
3rd Down: Made/Att	80/201	79/216
3rd Down Pct.	39.8	36.6
4th Down: Made/Att	5/12	8/21
4th Down Pct.	41.7	38.1
TOTAL NET YARDS	5,100	5,288
Avg. Per Game	318.8	330.5
Total Plays	962	1,024
Avg. Per Play	5.3	5.2
NET YARDS RUSHING	1,918	2,036
Avg. Per Game	119.9	127.3
Total Rushes	420	433
NET YARDS PASSING	3,182	3,252
Avg. Per Game	198.9	203.3
Sacked/Yards Lost	49/246	46/253
Gross Yards	3,428	3,505
Att./Completions	493/320	545/318
Completion Pct.	64.9	58.3
Had Intercepted	6	6
PUNTS/AVERAGE	71/44.6	78/47.4
NET PUNTING AVG.	40.5	38.9
PENALTIES/YARDS	88/681	107/851
FUMBLES/BALL LOST	22/11	17/8
TOUCHDOWNS	40	26
Rushing/Passing	36	26
Defensive/Kicking Game	4	0
TIME OF POSSESSION	29:59	30:01

SCORE BY PERIODS	1	2	3	4	OT	Total
CHIEFS TOTAL	61	107	77	108	0	353
Opp. Total	58	103	69	51	0	281





11-5 • 2nd AFC West • Andy Reid

Preseason (2-2)		
8/9	L	13-17 at New Orleans 72,080
8/16	L	13-15 SAN FRANCISCO 64,434
8/24	W	26-20 at Pittsburgh 51,852
8/29	W	30-8 GREEN BAY 65,053
Regular Season (11-5)		
9/8	W	28-2 at Jacksonville 59,416
9/15	W	17-16 DALLAS 76,952
9/19	W	26-16 at Philadelphia 69,144
9/29	W	31-7 N.Y. GIANTS 73,386
10/6	W	26-17 at Tennessee 69,143
10/13	W	24-7 OAKLAND 76,394
10/20	W	17-16 HOUSTON 74,118
10/27	W	23-17 CLEVELAND 74,307
11/3	W	23-13 at Buffalo 68,159
11/17	L	17-27 at Denver (N) 77,076
11/24	L	38-41 SAN DIEGO 75,259
12/1	L	28-35 DENVER 77,065
12/8	W	45-10 at Washington 56,247
12/15	W	56-31 at Oakland 49,571
12/22	L	7-23 INDIANAPOLIS 75,396
12/29	L	24-27 OT at San Diego 66,374
AFC Wild Card Playoff Game		
1/4	L	44-45 at Indianapolis 63,551

INDIVIDUAL STATISTICS

PASSING								
	Att.	Cmp.	Yds.	Pct.	TD	Int	LG	Rating
Smith	508	308	3,313	60.6	23	7	71t	89.1
Daniel	38	25	248	65.8	1	1	48	81.9
CHIEFS TOTALS	546	333	3561	61.0	24	8	71t	88.6
Opp. Total	592	334	4271	56.4	25	21	77	78.5

PASS RECEIVING					
	No.	Yds.	Avg.	LG	TD
Charles	70	693	9.9	71t	7
Bowe	57	673	11.8	34t	5
McCluster	53	511	9.6	43	2
Avery	40	596	14.9	51	2
McGrath	26	302	11.6	25	2
Fasano	23	200	8.7	20	3
Sherman	18	155	8.6	26	1
Hemingway	13	125	9.6	24	2
Davis	11	75	6.8	17	0
Jenkins	8	130	16.3	48	0
Gray	7	46	6.6	18	0
Brock	3	36	12.0	25	0
Hall	2	20	10.0	11	0
Gordon	1	3	3.0	3	0
Smith	1	-4	-4.0	-4	0
CHIEFS TOTALS	333	3561	10.7	71t	24
Opp. Total	334	4271	12.8	77	25

RUSHING					
	No.	Yds.	Avg.	LG	TD
Charles	259	1,287	5.0	46	12
Smith	76	431	5.7	26	1
Davis	70	242	3.5	20	4
Daniel	14	52	3.7	29	0
Gray	9	24	2.7	9	0
Avery	2	6	3.0	4	0
Jenkins	2	6	3.0	5	0
McCluster	8	5	0.6	5	0
Sherman	2	3	1.5	2	0
CHIEFS TOTALS	442	2056	4.7	46	17
Opp. Total	428	1923	4.5	61	9

TEAM LEADERS

Scoring: Ryan Succop 118 pts; 52 PATs, 22 FGs
INTs: Quintin Demps 4-61 yds.
Tackles: Derrick Johnson 107 (95 solo)
Sacks: Tamba Hall 11.0 (-78.5)
 Justin Houston 11.0 (-75.0)
Punting: Dustin Colquitt 87-4005 yds., 46.0 avg., 35 In 20, 65 LG
Punt Returns: Dexter McCluster 58-686 yds., 11.8 avg., 2 TDs
Kickoff Returns: Quintin Demps 33-992 yds., 30.1 avg., 1 TD

LEAGUE STANDINGS



AMERICAN FOOTBALL CONFERENCE

West Division				
	W	L	T	Pct.
Denver	13	3	0	.813
Kansas City†	11	5	0	.688
San Diego†	9	7	0	.563
Oakland	4	12	0	.250
North Division				
	W	L	T	Pct.
Cincinnati	11	5	0	.688
Pittsburgh	8	8	0	.500
Baltimore	8	8	0	.500
Cleveland	4	12	0	.250
East Division				
	W	L	T	Pct.
New England	12	4	0	.750
N.Y. Jets	8	8	0	.500
Miami	8	8	0	.500
Buffalo	6	10	0	.375
South Division				
	W	L	T	Pct.
Indianapolis	11	5	0	.688
Tennessee	7	9	0	.438
Jacksonville	4	12	0	.250
Houston	2	14	0	.125



NATIONAL FOOTBALL CONFERENCE

West Division				
	W	L	T	Pct.
Seattle	13	3	0	.813
San Francisco†	12	4	0	.750
Arizona	10	6	0	.625
St. Louis	7	9	0	.438
North Division				
	W	L	T	Pct.
Green Bay	8	7	1	.531
Chicago	8	8	0	.500
Detroit	7	9	0	.438
Minnesota	5	10	1	.344
East Division				
	W	L	T	Pct.
Philadelphia	10	6	0	.625
Dallas	8	8	0	.500
N.Y. Giants	7	9	0	.438
Washington	3	13	0	.188
South Division				
	W	L	T	Pct.
Carolina	12	4	0	.750
New Orleans†	11	5	0	.688
Atlanta	4	12	0	.250
Tampa Bay	4	12	0	.250

AFL Championship: Denver 26, New England 16

NFL Championship: Seattle 23, San Francisco 17

Super Bowl XLVIII: Seattle 43, Denver 8

REGULAR STARTERS

OFFENSE		DEFENSE	
WR	Dwayne Bowe	LE	Tyson Jackson
LT	Branden Albert	NT	Dontari Poe
LG	Jeff Allen	RE	Mike DeVito
C	Rodney Hudson	LOLB	Justin Houston
RG	Geoff Schwartz	LILB	Akeem Jordan
RT	Eric Fisher	RILB	Derrick Johnson
TE	Anthony Fasano	ROLB	Tamba Hall
WR	Dexter McCluster	LCB	Brandon Flowers
WR	Donnie Avery	RCB	Sean Smith
QB	Alex Smith	SS	Eric Berry
RB	Jamaal Charles	FS	Kendrick Lewis
		P	Dustin Colquitt

PRO BOWLERS IN BOLD

TEAM STATISTICS

	CHIEFS	OPP.
TOTAL FIRST DOWNS	323	303
Rushing	110	88
Passing	179	189
Penalty	34	26
3rd Down: Made/Att	74/213	78/229
3rd Down Pct.	34.7	34.1
4th Down: Made/Att	4/11	9/18
4th Down Pct.	36.4	50.0
TOTAL NET YARDS	5,396	5,885
Avg. Per Game	337.3	367.8
Total Plays	1,029	1,067
Avg. Per Play	5.2	5.5
NET YARDS RUSHING	2,056	1,923
Avg. Per Game	128.5	120.2
Total Rushes	442	428
NET YARDS PASSING	3,340	3,962
Avg. Per Game	208.8	247.6
Sacked/Yards Lost	41/221	47/309
Gross Yards	3,561	4,271
Att./Completions	546/333	592/334
Completion Pct.	61.0	56.4
Had Intercepted	8	21
PUNTS/AVERAGE	89/45.3	87/46.6
NET PUNTING AVG.	39.4	37.7
PENALTIES/YARDS	101/774	112/852
FUMBLES/BALL LOST	21/10	22/15
TOUCHDOWNS	52	34
Rushing/Passing	41	34
Defensive/Kicking Game	11	0
TIME OF POSSESSION	30:43	29:17

SCORE BY PERIODS	1	2	3	4	OT	Total
CHIEFS TOTAL	124	133	65	108	0	430
Opp. Total	51	106	91	54	3	305





2-14 • 4th AFC West • Romeo Crennel

Preseason (1-3)

8/10	W	27-17	ARIZONA	64,212
8/18	L	31-17	at St. Louis	53,272
8/24	L	44-14	SEATTLE	63,870
8/30	L	24-3	at Green Bay	67,999

Regular Season (2-14)

9/9	L	24-40	ATLANTA	71,180
9/16	L	17-35	at Buffalo	69,402
9/23	W	27-24 OT	at New Orleans	72,226
9/30	L	37-20	SAN DIEGO	69,979
10/7	L	9-6	BALTIMORE	68,803
10/14	L	38-10	at Tampa Bay	46,500
10/28	L	26-16	OAKLAND	74,730
11/1	L	31-13	at San Diego	55,831
11/12	L	16-13 OT	at Pittsburgh	57,644
11/18	L	28-6	CINCINNATI	63,336
11/25	L	17-9	DENVER	74,244
12/2	W	27-21	CAROLINA	62,860
12/9	L	30-7	at Cleveland	62,422
12/16	L	15-0	at Oakland	51,446
12/23	L	20-13	INDIANAPOLIS	62,938
12/30	L	38-3	at Denver	76,502

INDIVIDUAL STATISTICS

	Att.	Cmp.	PASSING			TD	Int	LG	Rating
			Yds.	Pct.					
Cassel	277	161	1796	58.1	6	12	46	66.7	
Quinn	197	112	1141	56.9	2	8	57	60.1	
Hillis	1	0	0	0.0	0	0	0	39.6	
CHIEFS TOTALS	475	273	2937	57.5	8	20	57	63.8	
Opp. Total	464	279	3694	60.1	29	7	62t	99.9	

	No.	PASS RECEIVING		LG	TD
		Yds.	Avg.		
Bowe	59	801	13.6	47	3
McCluster	52	452	8.7	31	1
Charles	35	236	6.7	22	1
Moeaki	33	453	13.7	38	1
Draughn	24	158	6.6	23	0
Baldwin	20	325	16.3	57	1
Hillis	10	62	6.2	15	0
Copper	8	79	9.9	17	0
Breaston	7	74	10.6	24	0
Wylie	6	53	8.8	16	0
Newsome	5	73	16.6	28	0
Maneri	5	51	10.2	19	0
Boss	3	65	21.7	29	1
O'Connell	3	18	6.0	11	0
Gray	2	18	9.0	12	0
Eachus	1	19	19.0	19	0
CHIEFS TOTALS	273	2937	10.8	57	8
Opp. Total	279	3694	13.2	62t	29

	No.	RUSHING		LG	TD
		Yds.	Avg.		
Charles	285	1509	5.3	91t	5
Hillis	85	309	3.6	18	1
Draughn	59	233	3.9	25	2
Cassel	27	145	5.4	21	1
McCluster	12	70	5.8	19	0
Quinn	19	66	3.5	12	0
Gray	7	44	6.3	15	0
Eachus	5	18	3.6	7	0
Copper	1	1	1.0	1	0
CHIEFS TOTALS	500	2395	4.8	91t	9
Opp. Total	482	2171	4.5	47	11

TEAM LEADERS

Scoring: Ryan Succop 101 pts; 17 PATs; 28 FGs
INTs: Brandon Flowers 3-28 yds
Tackles: Derrick Johnson 125 (110 solo)
Sacks: Justin Houston 10.0 (-69.0 yds.)
Punting: Dustin Colquitt 83-3887 yds., 46.8 avg., 45 In 20, 71 LG
Punt Returns: Javier Arenas 34-303 yds., 8.9 avg., 0 TDs
Kickoff Returns: Shaun Draughn 23-537 yds., 23.3 avg., 0 TDs

LEAGUE STANDINGS



AMERICAN FOOTBALL CONFERENCE

West Division				
W	L	T	Pct.	
Denver	13	3	0	.813
San Diego	7	9	0	.438
Oakland	4	12	0	.250
Kansas City	2	14	0	.125
North Division				
W	L	T	Pct.	
Baltimore	10	6	0	.625
Cincinnati †	10	6	0	.625
Pittsburgh	8	8	0	.500
Cleveland	5	11	0	.313
East Division				
W	L	T	Pct.	
New England	12	4	0	.750
Miami	7	9	0	.438
N.Y. Jets	6	10	0	.375
Buffalo	6	10	0	.375
South Division				
W	L	T	Pct.	
Houston	12	4	0	.750
Indianapolis †	11	5	0	.688
Tennessee	6	10	0	.375
Jacksonville	2	14	0	.125



NATIONAL FOOTBALL CONFERENCE

West Division				
W	L	T	Pct.	
San Francisco	11	4	1	.719
Seattle †	11	5	0	.688
St. Louis	7	8	1	.469
Arizona	5	11	0	.313
North Division				
W	L	T	Pct.	
Green Bay	11	5	0	.688
Minnesota †	10	6	0	.625
Chicago	10	6	0	.625
Detroit	4	12	0	.250
East Division				
W	L	T	Pct.	
Washington	10	6	0	.625
N.Y. Giants	9	7	0	.563
Dallas	8	8	0	.500
Philadelphia	4	12	0	.250
South Division				
W	L	T	Pct.	
Atlanta	13	3	0	.813
Carolina	7	9	0	.438
New Orleans	7	9	0	.438
Tampa Bay	7	9	0	.438

AFL Championship: Baltimore 28, New England 13
NFL Championship: San Francisco 28, Atlanta 24
Super Bowl XLVII: Baltimore 34, San Francisco 31

REGULAR STARTERS

OFFENSE		DEFENSE	
WR	Dwayne Bowe	LE	Tyson Jackson
LT	Branden Albert	NT	Dontari Poe
LG	Jeff Allen	RE	Ropati Pitoitua
C	Ryan Lilja	LOLB	Justin Houston
RG	Jon Asamoah	LILB	Jovan Belcher
RT	Eric Winston	RILB	Derrick Johnson
TE	Tony Moeaki	ROLB	Tamba Hali
WR	Dexter McCluster	LCB	Brandon Flowers
QB	Matt Cassel	RCB	Javier Arenas
	Brady Quinn	SS	Eric Berry
TE	Steve Maneri	FS	Kendrick Lewis
RB	Jamaal Charles	P	Dustin Colquitt
K	Ryan Succop		

PRO BOWLERS IN BOLD

TEAM STATISTICS

	CHIEFS	OPP.
TOTAL FIRST DOWNS	286	301
Rushing	118	106
Passing	144	176
Penalty	24	19
3rd Down: Made/Att	70/212	79/202
3rd Down Pct.	33.0	39.1
4th Down: Made/Att	7/15	3/4
4th Down Pct.	46.7	75.0
TOTAL NET YARDS	5108	5704
Avg. Per Game	319.3	356.5
Total Plays	1015	973
Avg. Per Play	5.0	5.9
NET YARDS RUSHING	2395	2171
Avg. Per Game	149.7	135.7
Total Rushes	500	482
NET YARDS PASSING	2713	3533
Avg. Per Game	169.6	220.8
Sacked/Yards Lost	40/224	27/161
Gross Yards	2937	3694
Att./Completions	475/224	464/279
Completion Pct.	57.5	60.1
Had Intercepted	20	7
PUNTS/AVERAGE	83/46.8	74/46.8
NET PUNTING AVG.	40.8	39.0
PENALTIES/YARDS	92/733	81/670
FUMBLES/BALL LOST	26/17	19/6
TOUCHDOWNS	18	47
Rushing/Passing	9/8	11/29
Defensive/Kicking Game	1/0	7/0
TIME OF POSSESSION	30:02	29:58

SCORE BY PERIODS	1	2	3	4	OT	Total
CHIEFS TOTAL	42	54	43	69	3	211
Opp. Total	95	121	106	100	3	425





7-9 • 4th AFC West • Todd Haley (5-8), Romeo Crennel (2-1)**

Preseason (0-4)

8/12 L 0-25	TAMPA BAY	67,537
8/19 L 13-31	at Baltimore	70,690
8/26 L 10-14	ST. LOUIS	67,837
9/1 L 19-20	at Green Bay	67,555

Regular Season (7-9)

9/11 L 7-41	BUFFALO	68,755
9/18 L 3-48	at Detroit	60,040
9/25 L 17-20	at San Diego	62,236
10/2 W 22-17	MINNESOTA	72,931
10/9 W 28-24	at Indianapolis	65,088
10/23 W 28-0	at Oakland	57,361
10/31 W 23-20 OT	SAN DIEGO	72,733
11/6 L 3-31	MIAMI	72,263
11/13 L 10-17	DENVER	72,908
11/21 L 3-34	at New England	68,756
11/27 L 9-13	PITTSBURGH	72,173
12/4 W 10-3	at Chicago	61,973
12/11 L 10-37	at N.Y. Jets	79,088
12/18 W 19-14	GREEN BAY	74,093
12/24 L 13-16 OT	OAKLAND	70,803
1/1 W 7-3	at Denver	76,005

INDIVIDUAL STATISTICS

	Att.	Cmp.	PASSING Yds.	Pct.	TD	Int	LG	Rating
Cassel	269	160	1713	59.5	10	9	52t	76.6
Palko	134	80	796	59.7	2	7	38t	59.8
Orton	97	59	779	60.8	1	2	49	81.1
CHIEFS TOTALS	500	299	3288	59.8	13	18	52t	73.0
Opp. Total	454	257	3407	56.6	23	20	67t	79.1

PASS RECEIVING

	No.	Yds.	Avg.	LG	TD
Bowe	81	1159	14.3	52	5
Breaston	61	785	12.9	43	2
McCluster	46	328	7.1	49	1
Pope	24	247	10.3	39	1
Baldwin	21	254	12.1	39	1
McClain	14	82	5.9	14	1
Colbert	9	89	9.9	19	0
Battle	9	68	7.6	24	0
Copper	8	114	14.3	43	0
O'Connell	7	52	7.4	15	0
Jones	5	43	8.6	27	0
Charles	5	9	1.8	9	1
Urban	4	35	8.8	24	1
Becht	3	26	8.7	16	0
Maneri	1	1	1.0	1	0
Cassel	1	-4	-4.0	-4	0
CHIEFS TOTALS	299	3288	11.0	52t	13
Opp. Total	257	3407	13.3	67t	23

RUSHING

	No.	Yds.	Avg.	LG	TD
Battle	149	597	4.0	34	2
McCluster	114	516	4.5	32	1
Jones	153	478	3.1	26	0
Cassel	25	99	4.0	11	0
Charles	12	83	6.9	24	0
McClain	15	51	3.4	12	1
Breaston	1	25	25.0	25	0
Palko	5	15	3.0	12	0
Arenas	3	12	4.0	7	1
Bowe	1	12	12.0	12	0
Urban	1	7	7.0	7	0
Home	1	5	5.0	5	0
Orton	6	-4	-0.7	2	0
Colquitt	1	-3	-3.0	-3	0
CHIEFS TOTALS	487	1893	3.9	34	5
Opp. Total	508	2112	4.2	35	14

TEAM LEADERS

Scoring: Ryan Succop 92 pts; 20 PATs; 24 FGs
INTs: Brandon Flowers 4-95 yds.
 Brandon Carr 4-17 yds.
Tackles: Derrick Johnson 179 (131 solo)
Sacks: Tamba Hali 12.0 (-80.0 yds.)
Punting: Dustin Colquitt 89-4084 yds., 45.9 avg., 27 in 20, 68 LG
Punt Returns: Javier Arenas 32-410 yds., 12.8 avg., 0 TDs
Kickoff Returns: Dexter McCluster 25-557 yds., 22.3 avg., 0 TDs

LEAGUE STANDINGS



AMERICAN FOOTBALL CONFERENCE

West Division				
	W	L	T	Pct.
Denver	8	8	0	.500
San Diego	8	8	0	.500
Oakland	8	8	0	.500
Kansas City	7	9	0	.438
North Division				
	W	L	T	Pct.
Baltimore	12	4	0	.750
Pittsburgh †	12	4	0	.750
Cincinnati †	9	7	0	.562
Cleveland	4	12	0	.250
East Division				
	W	L	T	Pct.
New England	13	3	0	.812
N.Y. Jets	8	8	0	.500
Miami	6	10	0	.375
Buffalo	6	10	0	.375
South Division				
	W	L	T	Pct.
Houston	10	6	0	.625
Tennessee	9	7	0	.562
Jacksonville	5	11	0	.312
Indianapolis	2	14	0	.125



NATIONAL FOOTBALL CONFERENCE

West Division				
	W	L	T	Pct.
San Francisco	13	3	0	.812
Arizona	8	8	0	.500
Seattle	7	9	0	.438
St. Louis	2	14	0	.125
North Division				
	W	L	T	Pct.
Green Bay	15	1	0	.938
Detroit †	10	6	0	.625
Chicago	8	8	0	.500
Minnesota	3	13	0	.188
East Division				
	W	L	T	Pct.
N.Y. Giants	9	7	0	.562
Philadelphia	8	8	0	.500
Dallas	8	8	0	.500
Washington	5	11	0	.312
South Division				
	W	L	T	Pct.
New Orleans	13	3	0	.812
Atlanta †	10	6	0	.625
Carolina	6	10	0	.375
Tampa Bay	4	12	0	.250

AFL Championship: New England 23, Baltimore 20

NFL Championship: N.Y. Giants 20, San Francisco 17

Super Bowl XLVI: N.Y. Giants 21, New England 17

REGULAR STARTERS

OFFENSE		DEFENSE	
WR	Dwayne Bowe	LE	Tyson Jackson
LT	Branden Albert	NT	Kelly Gregg
LG	Ryan Lilja	RE	Glenn Dorsey
C	Casey Wiegmann	LOLB	Justin Houston
RT	Jon Asamoah		Andy Studebaker
RG	Barry Richardson	LILB	Jovan Belcher
TE	Leonard Pope	RILB	Derrick Johnson
WR	Steve Breaston	ROLB	Tamba Hali
QB	Matt Cassel	LCB	Brandon Flowers
FB	Le'Ron McClain	RCB	Brandon Carr
RB	Jackie Battle	SS	Jon McGraw
	Thomas Jones	FS	Kendrick Lewis
K	Ryan Succop	P	Dustin Colquitt

PRO BOWLERS IN BOLD

TEAM STATISTICS

	CHIEFS	OPP.
TOTAL FIRST DOWNS	277	291
Rushing	89	96
Passing	163	169
Penalty	25	26
3rd Down: Made/Att	81/225	72/210
3rd Down Pct.	.360	.343
4th Down: Made/Att	7/17	7/16
4th Down Pct.	.412	.438
TOTAL NET YARDS	4973	5333
Avg. Per Game	310.8	333.3
Total Plays	1021	991
Avg. Per Play	4.9	5.4
NET YARDS RUSHING	1893	2112
Avg. Per Game	118.3	132.0
Total Rushes	487	508
NET YARDS PASSING	3080	3221
Avg. Per Game	192.5	201.3
Sacked/Yards Lost	34/208	29/186
Gross Yards	3288	3407
Att./Completions	500/299	454/257
Completion Pct.	59.8	56.6
Had Intercepted	18	20
PUNTS/AVERAGE	89/45.9	83/47.6
NET PUNTING AVG.	89/40.1	83/39.7
PENALTIES/YARDS	110/916	108/834
FUMBLES/BALL LOST	17/10	18/6
TOUCHDOWNS	20	38
Rushing/Passing	5/13	14/23
Defensive/Kicking Game	2/0	0/1
TIME OF POSSESSION	29:10	30:50

SCORE BY PERIODS	1	2	3	4	OT	Total
CHIEFS TOTAL	58	40	43	68	3	212
Opp. Total	59	106	95	75	3	338





10-6 • 1st AFC West • Todd Haley

Preseason (1-3)

8/13	L	10-20	at Atlanta	65,726
8/21	L	15-20	at Tampa Bay	41,386
8/27	L	17-20	PHILADELPHIA	64,809
9/2	W	17-13	GREEN BAY	63,843

Regular Season (10-6)

9/13	W	21-14	SAN DIEGO (Mon) (N)	71,297
9/19	W	16-14	at Cleveland	65,377
9/26	W	31-10	SAN FRANCISCO	68,188
10/10	L	9-19	at Indianapolis	66,869
10/17	L	31-35	at Houston	70,926
10/24	W	42-20	JACKSONVILLE	69,105
10/31	W	13-10 OT	BUFFALO	66,625
11/7	L	20-23 OT	at Oakland	61,075
11/14	L	29-49	at Denver	75,334
11/21	W	31-13	ARIZONA	66,247
11/28	W	42-24	at Seattle	66,370
12/5	W	10-6	DENVER	67,267
12/12	L	0-31	at San Diego	66,780
12/19	W	27-13	at St. Louis	55,669
12/26	W	34-14	TENNESSEE	65,606
1/2	L	10-31	OAKLAND	67,045

AFC Wild Card Playoff Game

1/9	L	7-30	BALTIMORE	72,190
-----	---	------	-----------	--------

INDIVIDUAL STATISTICS

	Att.	Cmp.	PASSING			Int	LG	Rating
			Yds.	Pct.	TD			
Cassel	450	262	3116	58.2	27	7	75t	93.0
Croyle	19	8	38	42.1	0	1	16	27.7
Palko	6	4	35	66.7	0	0	18	81.9
CHIEFS TOTALS	475	274	3189	57.7	27	8	75t	90.1
Opp. Total	581	319	3777	54.9	23	14	87t	78.1

	No.	PASS RECEIVING		LG	TD
		Yds.	Avg.		
Bowe	72	1162	16.1	75	15
Moeaki	47	556	11.8	34	3
Charles	45	468	10.4	31	3
Chambers	22	213	9.7	26	1
McCluster	21	209	10.0	31	1
Copper	18	157	8.7	20	0
Jones	14	122	8.7	20	0
Pope	10	76	7.6	14	2
Castille	10	43	4.3	14	0
Tucker	6	114	19.0	38	1
Cox	4	27	6.8	13	0
O'Connell	3	31	10.3	18	0
Battle	1	9	9.0	9	0
Vrabel	1	2	2.0	2	1
CHIEFS TOTALS	274	3189	11.6	75t	27
Opp. Total	319	3777	11.8	87t	23

	No.	RUSHING		LG	TD
		Yds.	Avg.		
Charles	230	1467	6.4	80	5
Jones	245	896	3.7	70	6
Cassel	33	125	3.8	23	0
McCluster	18	71	3.9	20	0
Battle	20	50	2.5	7	1
Arenas	1	5	5.0	5	0
Palko	2	5	2.5	6	0
Bowe	1	4	4.0	4	0
Castille	5	3	0.6	3	0
Smith	1	1	1.0	1	1
CHIEFS TOTALS	556	2627	4.7	80	13
Opp. Total	408	1764	4.3	38t	11

TEAM LEADERS

Scoring: Ryan Succop 102 pts; 42 PATs; 20 FGs
INTs: Eric Berry 4-102 yds.
Tackles: Derrick Johnson 147 (107 solo)
Sacks: Tamba Hall 14.5 (-91.5 yds.)
Punting: Dustin Colquitt 88-3908 yds., 44.4 avg., 33 In 20, 72 LG
Punt Returns: Javier Arenas 39-322 yds., 8.3 avg., 0 TDs
Kickoff Returns: Dexter McCluster 26-527 yds., 20.3 avg., 0 TDs

LEAGUE STANDINGS



AMERICAN FOOTBALL CONFERENCE

West Division				
	W	L	T	Pct.
Kansas City	10	6	0	.625
San Diego	9	7	0	.563
Oakland	8	8	0	.500
Denver	4	12	0	.250
North Division				
	W	L	T	Pct.
Pittsburgh	12	4	0	.750
Baltimore †	12	4	0	.750
Cleveland	5	11	0	.313
Cincinnati	4	12	0	.250
East Division				
	W	L	T	Pct.
New England	14	2	0	.875
N.Y. Jets †	11	5	0	.688
Miami	7	9	0	.438
Buffalo	4	12	0	.250
South Division				
	W	L	T	Pct.
Indianapolis	10	6	0	.625
Jacksonville	8	8	0	.500
Houston	6	10	0	.375
Tennessee	6	10	0	.375



NATIONAL FOOTBALL CONFERENCE

West Division				
	W	L	T	Pct.
Seattle	7	9	0	.438
St. Louis	7	9	0	.438
San Francisco	6	10	0	.375
Arizona	5	11	0	.313
North Division				
	W	L	T	Pct.
Chicago	11	5	0	.688
Green Bay †	10	6	0	.625
Detroit	6	10	0	.375
Minnesota	6	10	0	.375
East Division				
	W	L	T	Pct.
Philadelphia	10	6	0	.625
N.Y. Giants	10	6	0	.625
Dallas	6	10	0	.375
Washington	6	10	0	.375
South Division				
	W	L	T	Pct.
Atlanta	13	3	0	.813
New Orleans †	11	5	0	.688
Tampa Bay	10	6	0	.625
Carolina	2	14	0	.125

AFL Championship: Pittsburgh 24, N.Y. Jets 19

NFL Championship: Green Bay 21, Chicago 14

Super Bowl XLV: Green Bay 31, Pittsburgh 25

REGULAR STARTERS

OFFENSE		DEFENSE	
WR Dwayne Bowe	LE Shaun Smith		
LT Branden Albert	Tyson Jackson		
LG Brian Waters	NT Ron Edwards		
C Casey Wiegmann	RE Glenn Dorsey		
RG Ryan Lilja	LOLB Mike Vrabel		
RT Barry Richardson	LILB Jovan Belcher		
TE Tony Moeaki	RILB Derrick Johnson		
Leonard Pope	ROLB Tamba Hall		
WR Chris Chambers	LCB Brandon Flowers		
QB Matt Cassel	RCB Brandon Carr		
FB Mike Cox	SS Eric Berry		
RB Thomas Jones	FS Kendrick Lewis		
Jamaal Charles	P Dustin Colquitt		
K Ryan Succop			

PRO BOWLERS IN BOLD

TEAM STATISTICS

	CHIEFS	OPP.
TOTAL FIRST DOWNS	319	293
Rushing	129	88
Passing	167	186
Penalty	23	19
3rd Down: Made/Att	83/226	84/223
3rd Down Pct.	36.7	37.7
4th Down: Made/Att	10/23	7/20
4th Down Pct.	43.5	35.0
TOTAL NET YARDS	5595	5283
Avg. Per Game	349.7	330.2
Total Plays	1063	1028
Avg. Per Play	5.3	5.1
NET YARDS RUSHING	2627	1764
Avg. Per Game	164.2	110.3
Total Rushes	556	408
NET YARDS PASSING	2968	3519
Avg. Per Game	185.5	219.9
Sacked/Yards Lost	32/221	39/258
Gross Yards	3189	3777
Att./Completions	475/274	581/319
Completion Pct.	57.7	54.9
Had Intercepted	8	14
PUNTS/AVERAGE	90/43.8	89/45.2
NET PUNTING AVG.	90/37.3	89/36.4
PENALTIES/YARDS	90/771	111/922
FUMBLES/BALL LOST	15/6	23/9
TOUCHDOWNS	44	38
Rushing/Passing	40	34
Defensive/Kicking Game	4	4
TIME OF POSSESSION	31:04	28:56

SCORE BY PERIODS	1	2	3	4	OT	Total
CHIEFS TOTAL	55	137	77	94	3	366
Opp. Total	57	88	72	106	3	326





4-12 • 4th AFC West • Todd Haley

Preseason (0-4)

8/15	L	10-16	HOUSTON	64,781
8/21	L	13-17	at Minnesota	62,782
8/29	L	10-14	SEATTLE	66,553
9/3	L	9-17	at St. Louis	46,616

Regular Season (4-12)

9/13	L	24-38	at Baltimore	71,099
9/20	L	10-13	OAKLAND	69,169
9/27	L	14-34	at Philadelphia	69,144
10/4	L	16-27	N.Y. GIANTS	69,238
10/11	L	20-26 OT	DALLAS	71,214
10/18	W	14-6	at Washington	79,572
10/25	L	7-37	SAN DIEGO	69,337
11/8	L	21-24	at Jacksonville	45,546
11/15	W	16-10	at Oakland	40,720
11/22	W	27-24 OT	PITTSBURGH	70,261
11/29	L	14-43	at San Diego	65,280
12/6	L	13-44	DENVER	68,912
12/13	L	10-16	BUFFALO	68,668
12/20	L	34-41	CLEVELAND	53,315
12/27	L	10-17	at Cincinnati	64,333
1/3	W	44-24	at Denver	73,725

INDIVIDUAL STATISTICS

	Att.	Cmp.	PASSING			TD	Int	LG	Rating
			Yds.	Pct.					
Cassel	493	271	2924	55.0	16	16	61	69.9	
Croyle	40	23	230	57.5	2	0	50	90.6	
Bradley	1	1	26	100.0	0	0	26	118.8	
Castille	1	0	0	0.0	0	1	---	0.0	
Gutierrez	1	1	3	100.0	0	0	3	79.2	
CHIEFS TOTALS	536	296	3183	55.2	18	17	61	70.8	
Opp. Total	509	302	3844	59.3	25	15	64t	87.1	

	No.	PASS RECEIVING		LG	TD
		Yds.	Avg.		
Bowe	47	589	12.5	41	4
Charles	40	297	7.4	49	1
Chambers	36	608	16.9	61	4
Wade	36	367	10.2	25	2
Bradley	24	320	13.3	50	2
Long	20	178	8.9	30	0
Pope	20	174	8.7	29	1
Ryan	14	135	9.6	43	2
L. Johnson	12	76	6.3	22	0
Cox	10	79	7.9	19	0
Cottam	9	120	13.3	26	0
Savage	7	51	7.3	12	0
Engram	5	61	12.2	18	0
Copper	4	68	17.0	50	0
Castille	4	37	9.3	20t	1
Ko. Smith	2	9	4.5	5	0
O'Connell	2	7	3.5	4	0
Battle	2	-3	-1.5	3	0
Lawrence	1	9	9.0	9	0
Vrabel	1	1	1.0	1t	1
CHIEFS TOTALS	296	3183	10.8	61	18
Opp. Total	302	3844	12.7	64t	25

	No.	RUSHING		LG	TD
		Yds.	Avg.		
Charles	190	1120	5.9	76t	7
L. Johnson	132	377	2.9	19	0
Cassel	50	189	3.8	13	0
Castille	14	55	3.9	16	0
Savage	10	45	4.5	11	0
Lawrence	2	42	21.0	26	0
Ko. Smith	15	33	2.2	12	0
Battle	7	21	3.0	12	0
Bradley	2	20	10.0	22	0
Wade	3	11	3.7	8	0
J. Williams	6	6	1.0	5	0
Cox	3	5	1.7	2	1
McGraw	1	4	4.0	4	0
Thigpen	1	2	2.0	2	0
Colquitt	1	0	0.0	0	0
Long	1	-1	-1.0	-1	0
CHIEFS TOTALS	438	1929	4.4	76t	8
Opp. Total	531	2504	4.7	78	18

TEAM LEADERS

Scoring: Ryan Succop 104 pts; 29 PATs; 25 FGs
 INTs: Brandon Flowers 5-38 yds.
 Tackles: Demorrio Williams 142 (90 solo)
 Sacks: Tamba Hali 8.5 (-45.5 yds.)
 Punting: Dustin Colquitt 96-4361 yds., 45.4 avg., 41 in 20, 70 LG
 Punt Returns: Bobby Wade 21-160 yds., 7.6 avg., 0 TDs
 Kickoff Returns: Jamaal Charles 36-925 yds., 25.7 avg., 1 TD

LEAGUE STANDINGS



AMERICAN FOOTBALL CONFERENCE

	West Division			Pct.
	W	L	T	
San Diego	13	3	0	.813
Denver	8	8	0	.500
Oakland	5	11	0	.313
Kansas City	4	12	0	.250

	North Division			Pct.
	W	L	T	
Cincinnati	10	6	0	.625
Baltimore †	9	7	0	.563
Pittsburgh	9	7	0	.563
Cleveland	5	11	0	.313

	East Division			Pct.
	W	L	T	
New England	10	6	0	.625
N.Y. Jets †	9	7	0	.563
Miami	7	9	0	.438
Buffalo	6	10	0	.375

	South Division			Pct.
	W	L	T	
Indianapolis	14	2	0	.875
Houston	9	7	0	.563
Tennessee	8	8	0	.500
Jacksonville	7	9	0	.438



NATIONAL FOOTBALL CONFERENCE

	West Division			Pct.
	W	L	T	
Arizona	10	6	0	.625
San Francisco	8	8	0	.500
Seattle	5	11	0	.313
St. Louis	1	15	0	.063

	North Division			Pct.
	W	L	T	
Minnesota	12	4	0	.750
Green Bay †	11	5	0	.688
Chicago	7	9	0	.438
Detroit	2	14	0	.125

	East Division			Pct.
	W	L	T	
Dallas	11	5	0	.688
Philadelphia †	11	5	0	.688
N.Y. Giants	8	8	0	.500
Washington	4	12	0	.250

	South Division			Pct.
	W	L	T	
New Orleans	13	3	0	.813
Atlanta	9	7	0	.563
Carolina	8	8	0	.500
Tampa Bay	3	13	0	.188

AFL Championship: Indianapolis 30, N.Y. Jets 17
 NFL Championship: New Orleans 31, Minnesota 28 (OT)
 Super Bowl XLIV: New Orleans 31, Indianapolis 17

REGULAR STARTERS

OFFENSE		DEFENSE	
WR	Dwayne Bowe	LE	Tyson Jackson
LT	Branden Albert	NT	Ron Edwards
LG	Brian Waters	RE	Glenn Dorsey
C	Rudy Niswanger	LOLB	Mike Vrabel
RG	Mike Goff	LILB	Demorrio Williams
	Wade Smith	RILB	Corey Mays
RT	Ryan O'Callaghan	ROLB	Tamba Hali
TE	Sean Ryan	LCB	Brandon Flowers
	Leonard Pope	RCB	Brandon Carr
WR	Mark Bradley	SS	Mike Brown
	Chris Chambers	FS	Jarrad Page
QB	Matt Cassel		Jon McGraw
FB	Mike Cox	P	Dustin Colquitt
RB	Jamaal Charles		
	Larry Johnson		
K	Ryan Succop		

PRO BOWLERS IN BOLD

	CHIEFS	OPP.
TOTAL FIRST DOWNS	256	318
Rushing	91	122
Passing	139	178
Penalty	26	18
3rd Down: Made/Att	62/227	85/223
3rd Down Pct.	.273	.381
4th Down: Made/Att	14/29	6/11
4th Down Pct.	.483	54.5
TOTAL NET YARDS	4851	6211
Avg. Per Game	303.2	388.2
Total Plays	1019	1062
Avg. Per Play	4.8	5.8
NET YARDS RUSHING	1929	2504
Avg. Per Game	120.6	156.5
Total Rushes	438	531
NET YARDS PASSING	2922	3707
Avg. Per Game	182.6	231.7
Sacked/Yards Lost	45/261	22/137
Gross Yards	3183	3844
Att./Completions	536/296	509/302
Completion Pct.	55.2	59.3
Had Intercepted	17	15
PUNTS/AVERAGE	97/45.0	79/44.1
NET PUNTING AVG.	97/40.8	79/39.4
PENALTIES/YARDS	84/667	106/821
FUMBLES/BALL LOST	31/10	23/13
TOUCHDOWNS	31	48
Rushing/Passing	8/18	18/25
Defensive/Kicking Game	5	5
TIME OF POSSESSION	27:37	32:23

SCORE BY PERIODS	1	2	3	4	OT	Total
CHIEFS TOTAL	29	83	61	118	3	294
Opp. Total	93	110	100	115	6	424





2-14 • 4th AFC West • Herm Edwards

Preseason (2-2)

8/7	W	24-20	at Chicago	60,751
8/16	L	17-27	ARIZONA	70,203
8/23	L	0-24	at Miami	60,189
8/28	W	21-17	ST. LOUIS	65,686

Regular Season (2-14)

9/7	L	10-17	at New England	68,756
9/14	L	8-23	OAKLAND	74,480
9/21	L	14-38	at Atlanta	62,434
9/28	W	33-19	DENVER	74,623
10/5	L	0-34	at Carolina	72,319
10/19	L	10-34	TENNESSEE	74,200
10/26	L	24-28	at N.Y. Jets	78,037
11/2	L	27-30 OT	TAMPA BAY	74,045
11/9	L	19-20	at San Diego	67,510
11/16	L	20-30	NEW ORLEANS	74,159
11/23	L	31-54	BUFFALO	73,584
11/30	W	20-13	at Oakland	61,379
12/7	L	17-24	at Denver	75,187
12/14	L	21-22	SAN DIEGO	73,842
12/21	L	31-38	MIAMI	73,689
12/28	L	6-16	at Cincinnati	63,984

INDIVIDUAL STATISTICS

	Att.	Cmp.	PASSING			TD	Int	LG	Rating
			Yds.	Pct.	18				
Thigpen	420	230	2608	54.8	18	12	75	76.0	
Huard	81	50	477	61.7	2	4	68	65.7	
Croyle	29	20	151	69.0	0	0	22	81.3	
Gray	8	7	76	87.5	1	0	26	145.8	
Bradley	1	1	37	100.0	1	0	37t	158.3	
Hagans	1	1	5	100.0	0	0	5	87.5	
L. Johnson	1	1	4	100.0	1	0	4t	122.9	
CHIEFS TOTALS	541	310	3358	57.3	23	16	75	77.5	
Opp. Total	522	348	3810	66.7	21	13	70t	91.1	

	No.	PASS RECEIVING			LG	TD
		Yds.	Avg.	18		
Gonzalez	96	1058	11.0	35	10	
Bowe	86	1022	11.9	36	7	
Bradley	30	380	12.7	56	3	
Charles	27	272	10.1	75	1	
Darling	17	247	14.5	68	1	
L. Johnson	12	74	6.2	20	0	
K. Smith	10	52	5.2	8	0	
Cox	8	19	2.4	5	0	
Franklin	7	83	11.9	42	0	
Cottam	7	63	9.0	19	0	
Webb	5	46	9.2	15	0	
Savage	2	0	0.0	2	0	
Thigpen	1	37	37.0	37t	1	
Hagans	1	7	7.0	7	0	
Battle	1	-2	-2.0	-2	0	
CHIEFS TOTALS	310	3358	10.8	75	23	
Opp. Total	348	3810	10.9	70t	21	

	No.	RUSHING			TD
		Yds.	Avg.	LG	
L. Johnson	193	874	4.5	65	5
Thigpen	62	386	6.2	32	3
Charles	67	357	5.3	30	0
K. Smith	35	100	2.9	19	1
Savage	15	53	3.5	11	0
Gray	1	27	27.0	27	0
Huard	4	13	3.3	15	0
Hagans	1	2	2.0	2	0
Cox	1	-2	-2.0	-2	0
CHIEFS TOTALS	379	1810	4.8	65	9
Opp. Total	509	2543	5.0	80t	25

TEAM LEADERS

Scoring: Tony Gonzalez 60 pts: 10 TDs (0 rush, 10 rec.)
INTs: Jarrad Page 4-2 yds.
Tackles: Bernard Pollard 98 (84 solo)
Sacks: Tamba Hali 3.0 (-23.0 yds.)
Punting: Dustin Colquitt 70-3110 yds., 44.4 avg., 27 In 20, 73 LG
Punt Returns: Kevin Robinson 11-94 yds., 8.5 avg., 0 TDs
Kickoff Returns: Dantrell Savage 26-633 yds., 24.3 avg., 0 TDs

LEAGUE STANDINGS



AMERICAN FOOTBALL CONFERENCE

West Division				
	W	L	T	Pct.
San Diego	8	8	0	.500
Denver	8	8	0	.500
Oakland	5	11	0	.313
Kansas City	2	14	0	.125
North Division				
	W	L	T	Pct.
Pittsburgh	12	4	0	.750
Baltimore †	11	5	0	.688
Cincinnati	4	11	1	.281
Cleveland	4	12	0	.250
East Division				
	W	L	T	Pct.
Miami	11	5	0	.688
New England	11	5	0	.688
N.Y. Jets	9	7	0	.563
Buffalo	7	9	0	.438
South Division				
	W	L	T	Pct.
Tennessee	13	3	0	.813
Indianapolis †	12	4	0	.750
Houston	8	8	0	.500
Jacksonville	5	11	0	.313



NATIONAL FOOTBALL CONFERENCE

West Division				
	W	L	T	Pct.
Arizona	9	7	0	.563
San Francisco	7	9	0	.438
Seattle	4	12	0	.250
St. Louis	2	14	0	.125
North Division				
	W	L	T	Pct.
Minnesota	10	6	0	.625
Chicago	9	7	0	.563
Green Bay	6	10	0	.375
Detroit	0	16	0	.000
East Division				
	W	L	T	Pct.
N.Y. Giants	12	4	0	.750
Philadelphia †	9	6	1	.594
Dallas	9	7	0	.563
Washington	8	8	0	.500
South Division				
	W	L	T	Pct.
Carolina	12	4	0	.750
Atlanta †	11	5	0	.688
Tampa Bay	9	7	0	.563
New Orleans	8	8	0	.500

AFL Championship: Pittsburgh 23, Baltimore 14
NFL Championship: Arizona 32, Philadelphia 25
Super Bowl XLIII: Pittsburgh 27, Arizona 23

REGULAR STARTERS

OFFENSE		DEFENSE	
WR	Dwayne Bowe	LE	Turk McBride
LT	Branden Albert		Tamba Hali
LG	Brian Waters	LT	Tank Tyler
C	Rudy Niswanger	RT	Glenn Dorsey
RG	Adrian Jones	RE	Tamba Hali
RT	Damion McIntosh		Turk McBride
TE	Tony Gonzalez	LOLB	Demorris Williams
WR	Mark Bradley	MLB	Pat Thomas
	Devard Darling	ROLB	Derrick Johnson
QB	Tyler Thigpen	LCB	Brandon Carr
FB	Mike Cox	RCB	Brandon Flowers
RB	Larry Johnson	SS	Bernard Pollard
K	Connor Barth	FS	Jarrad Page
	Nick Novak	P	Dustin Colquitt

PRO BOWLERS IN BOLD

TEAM STATISTICS

	CHIEFS	OPP.
TOTAL FIRST DOWNS	273	344
Rushing	94	133
Passing	161	195
Penalty	18	16
3rd Down: Made/Att	82/214	100/211
3rd Down Pct.	38.3	47.4
4th Down: Made/Att	7/18	6/14
4th Down Pct.	38.9	42.9
TOTAL NET YARDS	4939	6291
Avg. Per Game	308.7	393.2
Total Plays	957	1041
Avg. Per Play	5.2	6.0
NET YARDS RUSHING	1810	2543
Avg. Per Game	113.1	158.9
Total Rushes	379	509
NET YARDS PASSING	3129	3748
Avg. Per Game	195.6	234.3
Sacked/Yards Lost	37/229	10/62
Gross Yards	3358	3810
Att./Completions	541/310	522/348
Completion Pct.	57.3	66.7
Had Intercepted	16	13
PUNTS/AVERAGE	82/44.2	50/43.9
NET PUNTING AVG.	82/37.5	50/37.3
PENALTIES/YARDS	78/645	81/588
FUMBLES/BALL LOST	20/8	30/16
TOUCHDOWNS	35	49
Rushing/Passing	9/23	25/21
Defensive/Kicking Game	3	3
TIME OF POSSESSION	27:56	32:04

SCORE BY PERIODS	1	2	3	4	OT	Total
CHIEFS TOTAL	68	102	33	88	0	291
Opp. Total	77	141	106	113	3	440





4-12 • 3rd AFC West • Herm Edwards

Preseason (0-4)

8/11	L	12-16	at Cleveland	70,067
8/16	L	10-11	MIAMI	70,217
8/23	L	7-30	NEW ORLEANS	72,283
8/30	L	3-10	at St. Louis	64,958

Regular Season (4-12)

9/9	L	3-20	at Houston	70,080
9/16	L	10-20	at Chicago	62,095
9/23	W	13-10	MINNESOTA	78,038
9/30	W	30-16	at San Diego	65,175
10/7	L	7-17	JACKSONVILLE	76,917
10/14	W	27-20	CINCINNATI	76,846
10/21	W	12-10	at Oakland	62,240
11/4	L	22-33	GREEN BAY	78,988
11/11	L	11-27	DENVER	77,368
11/18	L	10-13	at Indianapolis	57,294
11/25	L	17-20	OAKLAND	76,210
12/2	L	10-24	SAN DIEGO	74,874
12/9	L	7-41	at Denver	75,895
12/16	L	17-26	TENNESSEE	74,976
12/23	L	20-25	at Detroit	59,938
12/30	L	10-13 OT	at N.Y. Jets	76,737

INDIVIDUAL STATISTICS

	Att.	Cmp.	PASSING Yds.	Pct.	TD	Int	LG	Rating
Huard	332	206	2257	62.0	11	13	58	76.8
Croyle	224	127	1227	56.7	6	6	35	69.9
Thigpen	6	2	41	33.3	0	1	22	18.8
L. Johnson	1	0	0	0.0	0	0	0	39.6
CHIEFS TOTALS	563	335	3525	59.5	17	20	58	73.0
Opp. Total	462	276	3274	59.7	17	14	77t	81.0

	No.	PASS RECEIVING Yds.	Avg.	LG	TD
Gonzalez	99	1172	11.8	31	5
Bowe	70	995	14.2	58	5
L. Johnson	30	186	6.2	30t	1
Webb	28	313	11.2	32	1
Parker	24	298	12.4	24	2
Wilson	24	180	7.5	31	1
Ko. Smith	22	148	6.7	17	0
Kennison	13	101	7.8	18	0
Bennett	10	47	4.7	9	0
Holmes	5	17	3.4	8	0
G. Harris	3	38	12.7	19	0
Grigsby	2	14	7.0	9	0
Dunn	2	9	4.5	8	0
Allen	2	3	1.5	2t	2
Battle	1	4	4.0	4	0
CHIEFS TOTALS	335	3525	10.5	58	17
Opp. Total	276	3274	11.9	77t	17

	No.	RUSHING Yds.	Avg.	LG	TD
L. Johnson	158	559	3.5	54	3
Ko. Smith	112	407	3.6	19	2
Holmes	46	137	3.0	11	0
Bennett	20	52	2.6	12	0
Battle	14	47	3.4	6	1
Croyle	7	8	2.6	6	0
G. Harris	9	9	1.0	4	0
Wilson	3	7	2.3	5	0
Kennison	1	5	5.0	5	0
Webb	1	5	5.0	5	0
McGraw	1	4	4.0	4	0
Parker	1	2	2.0	2	0
Huard	9	-1	-0.1	2	0
Drummond	1	-3	-3.0	-3	0
CHIEFS TOTALS	383	1248	3.3	54	6
Opp. Total	481	2089	4.3	53	11

TEAM LEADERS

Scoring: Dave Rayner..... 59 pts: 14 PATs, 15 FGs
INTs: Jarrad Page..... 3-37 yds.
Tackles: Napoleon Harris..... 123 (97 solo)
Sacks: Jared Allen..... 15.5 (-111.0 yds.)
Punting: Dustin Colquitt..... 95-4322 yds., 45.5 avg., 27 in 20, 81 LG
Punt Returns: Eddie Drummond..... 32-222 yds., 6.9 avg., 0 TDs
Kickoff Returns: Eddie Drummond..... 37-785 yds., 21.2 avg., 0 TDs

LEAGUE STANDINGS



AMERICAN FOOTBALL CONFERENCE

West Division				
W	L	T	Pct.	
San Diego	11	5	0	.688
Denver	7	9	0	.438
Kansas City	4	12	0	.250
Oakland	4	12	0	.250
North Division				
W	L	T	Pct.	
Pittsburgh	10	6	0	.625
Cleveland	10	6	0	.625
Cincinnati	7	9	0	.438
Baltimore	5	11	0	.313
East Division				
W	L	T	Pct.	
New England	16	0	0	1.000
Buffalo	7	9	0	.438
N.Y. Jets	4	12	0	.250
Miami	1	15	0	.063
South Division				
W	L	T	Pct.	
Indianapolis	13	3	0	.813
Jacksonville †	11	5	0	.688
Tennessee †	10	6	0	.625
Houston	8	8	0	.500



NATIONAL FOOTBALL CONFERENCE

West Division				
W	L	T	Pct.	
Seattle	10	6	0	.625
Arizona	8	8	0	.500
San Francisco	5	11	0	.313
St. Louis	3	13	0	.188
North Division				
W	L	T	Pct.	
Green Bay	13	3	0	.813
Minnesota	8	8	0	.500
Detroit	7	9	0	.438
Chicago	7	9	0	.438
East Division				
W	L	T	Pct.	
Dallas	13	3	0	.813
N.Y. Giants †	10	6	0	.625
Washington †	9	7	0	.563
Philadelphia	8	8	0	.500
South Division				
W	L	T	Pct.	
Tampa Bay	9	7	0	.563
Carolina	7	9	0	.438
New Orleans	7	9	0	.438
Atlanta	4	12	0	.250

AFL Championship: New England 21, San Diego 12

NFL Championship: N.Y. Giants 23, Green Bay 20

Super Bowl XLII: N.Y. Giants 17, New England 14

REGULAR STARTERS

OFFENSE		DEFENSE	
WR	Eddie Kennison	LE	Tamba Hali
	Samie Parker	LT	Ron Edwards
LT	Damion McIntosh	RT	Alfonso Boone
LG	Brian Waters	RE	Jared Allen
C	Casey Wiegmann	LOLB	Derrick Johnson
RG	John Welbourn	MLB	Napoleon Harris
RT	Chris Terry	ROLB	Donnie Edwards
TE	Tony Gonzalez	LCB	Ty Law
WR	Dwayne Bowe	RCB	Patrick Surtain
QB	Damon Huard	SS	Bernard Pollard
	Brodie Croyle	FS	Jarrad Page
FB	Kris Wilson	P	Dustin Colquitt
RB	Larry Johnson		
	Kolby Smith		
K	Dave Rayner		

PRO BOWLERS IN BOLD

TEAM STATISTICS

	CHIEFS	OPP.
TOTAL FIRST DOWNS	255	278
Rushing	66	104
Passing	171	156
Penalty	18	18
3rd Down: Made/Att	79/232	65/208
3rd Down Pct.	34.1	31.3
4th Down: Made/Att	13/18	2/11
4th Down Pct.	72.2	18.2
TOTAL NET YARDS	4429	5111
Avg. Per Game	276.8	319.4
Total Plays	1001	980
Avg. Per Play	4.4	5.2
NET YARDS RUSHING	1248	2089
Avg. Per Game	78.0	130.6
Total Rushes	383	481
NET YARDS PASSING	3181	3022
Avg. Per Game	198.8	188.9
Sacked/Yards Lost	55/344	37/252
Gross Yards	3525	3274
Att./Completions	563/335	462/276
Completion Pct.	59.5	59.7
Had Intercepted	20	14
PUNTS/AVERAGE	96/45.0	84/44.8
NET PUNTING AVG.	96/39.1	84/39.5
PENALTIES/YARDS	101/697	95/695
FUMBLES/BALL LOST	22/13	21/8
TOUCHDOWNS	24	33
Rushing/Passing	6/17	11/17
Defensive/Kicking Game	1	5
TIME OF POSSESSION	29:52	30:08

SCORE BY PERIODS	1	2	3	4	OT	Total
CHIEFS TOTAL	26	92	39	69	0	226
Opp. Total	66	98	89	79	3	335





9-7 • 2nd AFC West • Herm Edwards

Preseason (2-2)

8/12	L	14-24	at Houston	70,016
8/17	L	0-17	at N.Y. Giants	76,316
8/26	W	16-12	ST. LOUIS	74,741
8/31	W	10-9	NEW ORLEANS	70,456

Regular Season (9-7)

9/10	L	10-23	CINCINNATI	77,956
9/17	L	6-9 OT	at Denver	76,786
10/1	W	41-0	SAN FRANCISCO	77,609
10/8	W	23-20	at Arizona	63,445
10/15	L	7-45	at Pittsburgh	64,727
10/22	W	30-27	SAN DIEGO	77,752
10/29	W	35-28	SEATTLE	77,645
11/5	W	31-17	at St. Louis	66,191
11/12	L	10-13	at Miami	73,132
11/19	W	17-13	OAKLAND	78,097
11/23	W	19-10	DENVER (Thur) (Thnks) (N)	79,484
12/3	L	28-31 OT	at Cleveland	71,927
12/10	L	10-20	BALTIMORE	77,232
12/17	L	9-20	at San Diego (N)	66,583
12/23	W	20-9	at Oakland (Sat) (N)	61,446
12/31	W	35-30	JACKSONVILLE	77,500

AFC Wild Card Playoff Game

1/6	L	8-23	at Indianapolis (Sat)	57,215
-----	---	------	-----------------------	--------

INDIVIDUAL STATISTICS

		PASSING						
	Att.	Cmp.	Yds.	Pct.	TD	Int	LG	Rating
Huard	244	148	1878	60.7	11	1	78	98.0
Green	198	121	1342	61.1	7	9	39	74.1
Croyle	7	3	1342	42.9	0	2	23	11.9
L. Johnson	1	0	0	0.0	0	0	0	39.6
CHIEFS TOTALS	450	272	3243	60.4	18	12	78	84.7
Opp. Total	506	314	3524	62.1	18	15	87t	82.3

		PASS RECEIVING				
	No.	Yds.	Avg.	LG	TD	
Gonzalez	73	900	12.3	57	5	
Kennison	53	860	16.2	51	5	
Parker	41	561	13.7	43	1	
L. Johnson	41	410	10.0	78	2	
Hall	26	204	7.8	19	2	
Wilson	15	132	8.8	19	3	
Bennett	9	77	8.6	14	0	
Dunn	4	40	10.0	15	0	
Webb	3	23	7.7	11	0	
Cruz	2	20	10.0	11	0	
Gardner	2	17	8.5	13	0	
Huard	2	-6	-3.0	-2	0	
D. Brown	1	5	5.0	5	0	
CHIEFS TOTALS	272	3243	11.9	78	18	
Opp. Total	314	3524	11.2	87t	18	

		RUSHING				
	No.	Yds.	Avg.	LG	TD	
L. Johnson	416	1789	4.3	47	17	
Bennett	36	200	5.6	41	0	
Green	19	59	3.1	10	0	
Brown	10	24	2.4	7	0	
Cruz	5	19	3.8	7	0	
Kennison	4	16	4.0	9	0	
Hall	3	11	3.7	9	0	
Huard	9	9	1.0	8	0	
Ross	3	8	2.7	4	0	
Parker	3	7	2.3	5	0	
Page	1	4	4.0	4	0	
Colquitt	1	0	0.0	0	0	
Croyle	3	-3	-1.0	-1	0	
CHIEFS TOTALS	513	2143	4.2	47	17	
Opp. Total	461	1928	4.2	85t	14	

TEAM LEADERS

Scoring: Larry Johnson 114 pts: 19 TDs (17 rush, 2 rec.)
INTs: Ty Law 4-11 yds.
Tackles: Kawika Mitchell 118 (88 solo)
Sacks: Tamba Hall 8.0 (-48.0 yds.)
Punting: Dustin Colquitt 71-3145 yds., 44.3 avg., 23 In 20, 72 LG
Punt Returns: Dante Hall 27-240 yds., 8.9 avg., 1 TDs
Kickoff Returns: Dante Hall 53-1207 yds., 22.8 avg., 0 TDs

LEAGUE STANDINGS



AMERICAN FOOTBALL CONFERENCE

West Division				
W	L	T	Pct.	
San Diego	14	2	0	.875
Kansas City †	9	7	0	.562
Denver	9	7	0	.562
Oakland	2	14	0	.125
North Division				
W	L	T	Pct.	
Baltimore	13	3	0	.812
Cincinnati	8	8	0	.500
Pittsburgh	8	8	0	.500
Cleveland	4	12	0	.250
East Division				
W	L	T	Pct.	
New England	12	4	0	.750
N.Y. Jets †	10	6	0	.625
Buffalo	7	9	0	.438
Miami	6	10	0	.375
South Division				
W	L	T	Pct.	
Indianapolis	12	4	0	.875
Tennessee	8	8	0	.500
Jacksonville	8	8	0	.500
Houston	6	10	0	.375



NATIONAL FOOTBALL CONFERENCE

West Division				
W	L	T	Pct.	
Seattle	9	7	0	.562
St. Louis	8	8	0	.500
San Francisco	7	9	0	.438
Arizona	5	11	0	.312
North Division				
W	L	T	Pct.	
Chicago	13	3	0	.812
Green Bay	8	8	0	.500
Minnesota	6	10	0	.375
Detroit	3	13	0	.188
East Division				
W	L	T	Pct.	
Philadelphia	10	6	0	.625
Dallas †	9	7	0	.562
N.Y. Giants †	8	8	0	.500
Washington	5	11	0	.312
South Division				
W	L	T	Pct.	
New Orleans	10	6	0	.625
Carolina	8	8	0	.500
Atlanta	7	9	0	.438
Tampa Bay	4	12	0	.250

AFL Championship: Indianapolis 38, New England 34

NFL Championship: Chicago 39, New Orleans 14

Super Bowl XLI: Indianapolis 29, Chicago 17

REGULAR STARTERS

OFFENSE		DEFENSE	
WR	Eddie Kennison	LE	Tamba Hall
LT	Jordan Black	LT	Ron Edwards
LG	Brian Waters	RT	James Reed
C	Casey Wiegmann	RE	Jared Allen
RG	Will Shields	LOLB	Derrick Johnson
RT	John Welbourn	MLB	Kawika Mitchell
TE	Tony Gonzalez	ROLB	Kendrell Bell
WR	Samie Parker	LCB	Ty Law
QB	Trent Green	RCB	Patrick Surtain
	Damon Huard	SS	Sammy Knight
FB	Kris Wilson	FS	Greg Wesley
RB	Larry Johnson	P	Dustin Colquitt
K	Lawrence Tynes		

PRO BOWLERS IN BOLD

TEAM STATISTICS

	CHIEFS	OPP.
TOTAL FIRST DOWNS	310	298
Rushing	105	109
Passing	184	171
Penalty	21	18
3rd Down: Made/Att	89/219	83/212
3rd Down Pct.	40.6	39.2
4th Down: Made/Att	9/15	8/13
4th Down Pct.	60.0	61.5
TOTAL NET YARDS	5143	5262
Avg. Per Game	321.4	328.9
Total Plays	1004	999
Avg. Per Play	5.1	5.3
NET YARDS RUSHING	2143	1928
Avg. Per Game	133.9	120.5
Total Rushes	513	461
NET YARDS PASSING	3000	3334
Avg. Per Game	187.5	208.4
Sacked/Yards Lost	41/243	32/190
Gross Yards	3243	3524
Att./Completions	450/272	506/314
Completion Pct.	60.4	62.1
Had Intercepted	12	15
PUNTS/AVERAGE	72/44.1	75/40.8
NET PUNTING AVG.	72/39.2	75/34.4
PENALTIES/YARDS	76/577	85/709
FUMBLES/BALL LOST	25/14	29/15
TOUCHDOWNS	37	34
Rushing	17	14
Passing	18	18
Defensive/Kicking Game	2	2
TIME OF POSSESSION	30:06	29:54

SCORE BY PERIODS	1	2	3	4	OT	Total
CHIEFS TOTAL	71	105	60	95	0	331
Opp. Total	61	113	58	77	6	315





10-6 • 2nd AFC West • Dick Vermeil

Preseason (0-4)

8/12	L	16-27	at Minnesota	63,621
8/20	L	17-24	ARIZONA	76,173
8/27	L	17-23	SEATTLE	74,158
9/2	L	23-27	at St. Louis	65,284

Regular Season (10-6)

9/11	W	27-7	N.Y. JETS	78,014
9/18	W	23-17	at Oakland (N)	62,273
9/26	L	10-30	at Denver (Mon) (N)	76,381
10/2	L	31-37	PHILADELPHIA	78,742
10/16	W	28-21	WASHINGTON	78,083
10/21	W	30-20	at Miami (Fri) (N)	68,350
10/30	L	20-28	at San Diego	65,750
11/6	W	27-23	OAKLAND	79,033
11/13	L	3-14	at Buffalo	72,093
11/20	W	45-17	at Houston (N)	70,481
11/27	W	26-16	NEW ENGLAND	78,025
12/4	W	31-27	DENVER	78,261
12/11	L	28-31	at Dallas	63,432
12/17	L	17-27	at N.Y. Giants (Sat)	78,625
12/24	W	20-7	SAN DIEGO (Sat)	75,956
1/1	W	37-3	CINCINNATI	77,211

INDIVIDUAL STATISTICS

	PASSING							
	Att.	Cmp.	Yds.	Pct.	TD	Int	LG	Rating
Green	507	317	4014	62.5	17	10	60t	90.1
CHIEFS TOTALS	507	317	4014	62.5	17	10	60t	90.1
Opp. Total	559	325	3862	58.1	25	16	78t	82.3

	PASS RECEIVING				
	No.	Yds.	Avg.	LG	TD
Gonzalez	78	905	11.6	39	2
Kennison	68	1102	16.2	55	5
Parker	36	533	14.8	49	3
D. Hall	34	436	12.8	52t	3
L. Johnson	33	343	10.4	36	1
Holmes	21	197	9.4	60t	1
Horn	18	187	10.4	50	0
Richardson	9	68	7.6	22	1
Boerigter	8	119	14.9	38	0
Dunn	5	53	10.6	24	0
Wilson	3	33	11.0	16	0
Brown	3	23	7.7	9	1
Cruz	1	15	15.0	15	0
CHIEFS TOTALS	317	4014	12.7	60t	17
Opp. Total	325	3862	11.9	78t	25

	RUSHING				
	No.	Yds.	Avg.	LG	TD
L. Johnson	336	1750	5.2	49t	20
Holmes	119	451	3.8	35t	6
Green	35	82	2.3	13	0
Kennison	7	43	6.1	23	0
Brown	7	21	3.0	7	0
Richardson	6	20	3.3	8	0
D. Hall	7	11	1.6	7	0
Wilson	1	6	6.0	6	0
Collins	2	-2	-1.0	-1	0
CHIEFS TOTALS	520	2382	4.6	49t	26
Opp. Total	383	1570	4.1	65t	11

TEAM LEADERS

Scoring: Larry Johnson 126 pts: 21 TDs (20 rush, 1 rec.)
INTs: Greg Wesley 6-106 yds.
Tackles: Kawika Mitchell 135 (100 solo)
Sacks: Jared Allen 11.0 (-65.0 yds.)
Punting: Dustin Colquitt 65-2564 yds., 39.4 avg., 27 in 20, 62 LG
Punt Returns: Dante Hall 42-276 yds., 6.6 avg., 0 TDs
Kickoff Returns: Dante Hall 65-1560 yds., 24.0 avg., 1 TDs

LEAGUE STANDINGS



AMERICAN FOOTBALL CONFERENCE

West Division				
	W	L	T	Pct.
Denver	13	3	0	.812
Kansas City	10	6	0	.625
San Diego	9	7	0	.562
Oakland	4	12	0	.250
North Division				
	W	L	T	Pct.
Cincinnati	11	5	0	.688
Pittsburgh †	11	5	0	.688
Baltimore	6	10	0	.375
Cleveland	6	10	0	.375
East Division				
	W	L	T	Pct.
New England	10	6	0	.625
Miami	9	7	0	.562
Buffalo	5	11	0	.312
N.Y. Jets	4	12	0	.250
South Division				
	W	L	T	Pct.
Indianapolis	14	2	0	.875
Jacksonville †	12	4	0	.750
Tennessee	4	12	0	.250
Houston	2	14	0	.125



NATIONAL FOOTBALL CONFERENCE

West Division				
	W	L	T	Pct.
Seattle	13	3	0	.812
St. Louis	6	10	0	.375
Arizona	5	11	0	.312
San Francisco	4	12	0	.250
North Division				
	W	L	T	Pct.
Chicago	11	5	0	.688
Minnesota	9	7	0	.562
Detroit	5	11	0	.312
Green Bay	4	12	0	.250
East Division				
	W	L	T	Pct.
N.Y. Giants	11	5	0	.688
Washington †	10	6	0	.625
Dallas	9	7	0	.562
Philadelphia	6	10	0	.375
South Division				
	W	L	T	Pct.
Tampa Bay	11	5	0	.688
Carolina †	11	5	0	.688
Atlanta	8	8	0	.500
New Orleans	3	13	0	.188

AFL Championship: Pittsburgh 34, Denver 17

NFL Championship: Seattle 34, Carolina 14

Super Bowl XL: Pittsburgh 21, Seattle 10

REGULAR STARTERS

OFFENSE		DEFENSE	
WR	Eddie Kennison	LE	Eric Hicks
LT	Willie Roaf	LT	John Browning
LG	Brian Waters	RT	Lional Dalton
C	Casey Wiegmann	RE	Jared Allen
RG	Will Shields	MLB	Derrick Johnson
RT	John Welbourn	OLB	Kawika Mitchell
TE	Tony Gonzalez	ROLB	Kendrell Bell
WR	Samie Parker	LCB	Patrick Surtain
QB	Trent Green	RCB	Eric Warfield
FB	Tony Richardson	SS	Sammy Knight
RB	Priest Holmes	FS	Greg Wesley
K	Larry Johnson	P	Dustin Colquitt
	Lawrence Tynes		

PRO BOWLERS IN BOLD

TEAM STATISTICS

	CHIEFS	OPP.
TOTAL FIRST DOWNS	347	292
Rushing/Passing/Penalty	138/182/27	84/189/19
3rd Down: Made/Att	91/213	78/206
3rd Down Pct.	.427	37.9
4th Down: Made/Att	10/16	7/19
4th Down Pct.	.625	36.8
TOTAL NET YARDS	6192	5249
Avg. Per Game	387.0	328.1
Total Plays	1059	971
Avg. Per Play	5.8	5.4
NET YARDS RUSHING	2382	1570
Avg. Per Game	148.9	98.1
Total Rushes	520	383
NET YARDS PASSING	3810	3679
Avg. Per Game	238.1	229.9
Sacked/Yards Lost	32/204	29/183
Gross Yards	4014	3862
Att./Completions	507/317	559/325
Completion Pct.	.625	58.1
Had Intercepted	10	16
PUNTS/AVERAGE	65/39.4	69/45.7
Net Punting Avg.	65/35.2	69/40.0
PUNT RETURNS/YARDS	43/293	23/179
KICKOFF RETURNS/YARDS	68/1591	83/2053
PENALTIES/YARDS	115/890	90/805
FUMBLES/BALL LOST	23/13	33/15
TOUCHDOWNS	46	38
Rushing/Passing	26/17	11/25
Defensive/Kicking Game	2/1	1/1
TIME OF POSSESSION	32:09	27:51

SCORE BY PERIODS	1	2	3	4	OT	Total
CHIEFS TOTAL	85	136	79	103	0	403
Opp. Total	51	110	76	88	0	325





7-9 • 3rd AFC West • Dick Vermeil

Preseason (1-3)

8/13	L	24-34	at N.Y. Giants	76,476
8/23	W	24-7	ST. LOUIS (Mon)	75,428
8/28	L	19-21	CLEVELAND	76,086
9/2	L	20-24	at Dallas	61,157

Regular Season (7-9)

9/12	L	24-34	at Denver (N)	75,939
9/19	L	17-28	CAROLINA	78,136
9/26	L	21-24	HOUSTON	77,433
10/4	W	27-24	at Baltimore (Mon) (N)	69,827
10/17	L	16-22	at Jacksonville	66,413
10/24	W	56-10	ATLANTA	78,260
10/31	W	45-35	INDIANAPOLIS	78,312
11/7	L	31-34	at Tampa Bay	65,495
11/14	L	20-27	at New Orleans	64,900
11/22	L	19-27	NEW ENGLAND (Mon) (N)	78,431
11/28	L	31-34	SAN DIEGO	77,447
12/5	W	34-27	at Oakland	51,292
12/13	W	49-38	at Tennessee (Mon) (N)	68,932
12/19	W	45-17	DENVER	77,702
12/25	W	31-30	OAKLAND (Sat)	77,289
1/2	L	17-24	at San Diego	64,920

INDIVIDUAL STATISTICS

	Att.	Cmp.	PASSING			Int	LG	Rating
			Yds.	Pct.	TD			
Green	556	369	459.1	66.4	27	17	70t	95.2
Collins	5	1	42	20.0	0	0	42	62.1
CHIEFS TOTALS	561	370	4633	66.0	27	17	70t	94.9
Opp. Total	522	312	4453	59.8	32	13	65	97.5

PASS RECEIVING

	No.	Yds.	Avg.	LG	TD
Gonzalez	102	1258	12.3	32	7
Kennison	62	1086	17.5	70t	8
Morton	55	795	14.5	52	3
Blaylock	25	246	9.8	30	1
Hall	25	230	9.2	22	0
Johnson	22	278	12.6	40	2
Holmes	19	187	9.8	52	1
Richardson	19	118	6.2	22	0
Dunn	17	120	7.1	17	3
Horn	15	178	11.9	30	1
Parker	9	137	15.2	48t	1
CHIEFS TOTALS	370	4633	12.5	70t	27
Opp. Total	312	4453	14.3	65	32

RUSHING

	No.	Yds.	Avg.	LG	TD
Holmes	196	892	4.6	33t	14
Johnson	120	581	4.8	46t	9
Blaylock	118	539	4.6	24	8
Green	25	85	3.4	13	0
Hall	8	56	7.0	17	0
Richardson	12	56	4.7	13	0
Morton	7	43	6.1	14	0
Kennison	2	15	7.5	15	0
Horn	1	12	12.0	12	0
Gonzalez	1	5	5.0	5	0
Collins	1	4	4.0	4	0
Easy	4	1	1.0	4	0
Cheek	1	0	0.0	0	0
CHIEFS TOTALS	496	2289	4.6	46t	31
Opp. Total	397	1834	4.6	78t	18

TEAM LEADERS

Scoring: Lawrence Tynes 109 pts: 58 PATs, 17 FGs
INTs: Greg Wesley 4-92 yds.
 Eric Warfield 4-49 yds.
Tackles: Scott Fujita 112 (71 solo)
Sacks: Jared Allen 9.0 (-47.0 yds.)
Punting: Steve Cheek 42-1643 yds., 39.1 avg., 8 In 20, 55 LG
Punt Returns: Dante Hall 23-232 yds., 10.1 avg., 0 TDs
Kickoff Returns: Dante Hall 68-1718 yds., 25.3 avg., 2 TDs

LEAGUE STANDINGS



AMERICAN FOOTBALL CONFERENCE

West Division				
	W	L	T	Pct.
San Diego	12	4	0	.750
Denver †	10	6	0	.625
Kansas City	7	9	0	.438
Oakland	5	11	0	.312
North Division				
	W	L	T	Pct.
Pittsburgh	15	1	0	.938
Baltimore	9	7	0	.562
Cincinnati	8	8	0	.500
Cleveland	4	12	0	.250
East Division				
	W	L	T	Pct.
New England	14	2	0	.875
N.Y. Jets †	10	6	0	.625
Buffalo	9	7	0	.562
Miami	4	12	0	.250
South Division				
	W	L	T	Pct.
Indianapolis	12	4	0	.750
Jacksonville	9	7	0	.562
Houston	7	9	0	.438
Tennessee	5	11	0	.312



NATIONAL FOOTBALL CONFERENCE

West Division				
	W	L	T	Pct.
Seattle	9	7	0	.562
St. Louis †	8	8	0	.500
Arizona	6	10	0	.375
San Francisco	2	14	0	.125
North Division				
	W	L	T	Pct.
Green Bay	10	6	0	.625
Minnesota †	8	8	0	.500
Detroit	6	10	0	.375
Chicago	5	11	0	.312
East Division				
	W	L	T	Pct.
Philadelphia	13	3	0	.812
N.Y. Giants	6	10	0	.375
Dallas	6	10	0	.375
Washington	6	10	0	.375
South Division				
	W	L	T	Pct.
Atlanta	11	5	0	.688
New Orleans	8	8	0	.500
Carolina	7	9	0	.438
Tampa Bay	5	11	0	.312

AFL Championship: New England 41, Pittsburgh 27

NFL Championship: Philadelphia 27, Atlanta 10

Super Bowl XXXIX: New England 24, Philadelphia 21

REGULAR STARTERS

OFFENSE

WR	Eddie Kennison
LT	Willie Roaf
LG	Brian Waters
C	Casey Wiegmann
RG	Will Shields
RT	John Welbourn
TE	Tony Gonzalez
WR	Johnnie Morton
QB	Trent Green
FB	Tony Richardson
RB	Priest Holmes
K	Lawrence Tynes

DEFENSE

LE	Eric Hicks
LT	Ryan Sims
RT	Lional Dalton
RE	Jared Allen
LOLB	Scott Fujita
MLB	Monty Beisel
	Kawika Mitchell
ROLB	Shawn Barber
LCB	Eric Warfield
RCB	Dexter McCleon
	William Bartee
SS	Greg Wesley
FS	Jerome Woods
P	Steve Cheek

PRO BOWLERS IN BOLD

TEAM STATISTICS

	CHIEFS	OPP.
TOTAL FIRST DOWNS	398	327
Rushing/Passing/Penalty	138/228/32	97/190/40
3rd Down: Made/Att	91/193	71/185
3rd Down Pct.	47.2	38.4
4th Down: Made/Att	4/14	5/16
4th Down Pct.	28.6	31.3
TOTAL NET YARDS	6695	6037
Avg. Per Game	418.4	377.3
Total Plays	1089	960
Avg. Per Play	6.1	6.3
NET YARDS RUSHING	2289	1834
Avg. Per Game	143.1	114.6
Total Rushes	496	397
NET YARDS PASSING	4406	4203
Avg. Per Game	275.4	262.7
Sacked/Yards Lost	32/227	41/250
Gross Yards	4633	4453
Att./Completions	561/370	522/312
Completion Pct.	66.0	59.8
Had Intercepted	17	13
PUNTS/AVERAGE	55/39.5	64/42.2
Net Punting Avg.	55/31.5	64/35.8
PUNT RETURNS/YARDS	24/232	24/301
KICKOFF RETURNS/YARDS	75/1820	85/1908
PENALTIES/YARDS	117/963	117/957
FUMBLES/BALL LOST	20/10	23/8
TOUCHDOWNS	62	53
Rushing/Passing	31/27	18/32
Defensive/Kicking Game	2/2	1/2
TIME OF POSSESSION	32:14	27:46

SCORE BY PERIODS	1	2	3	4	OT	Total
CHIEFS TOTAL	113	137	93	140	0	483
Opp. Total	81	152	73	129	0	435





13-3 • 1st AFC West • Dick Vermeil

Preseason (3-2)

Table with 3 columns: Date, Result, Opponent, Attendance. Rows include Green Bay (Mon), Hall of Fame Game (Canton, OH), SAN FRANCISCO, MINNESOTA, at Seattle, at St. Louis.

Regular Season (13-3)

Table with 3 columns: Date, Result, Opponent, Attendance. Rows include SAN DIEGO, PITTSBURGH, at Houston, at Baltimore, DENVER, at Green Bay, at Oakland (Mon) (N), BUFFALO (N), CLEVELAND, at Cincinnati, OAKLAND, at San Diego, at Denver, DETROIT, at Minnesota (Sat), CHICAGO.

AFC Divisional Playoff Game

Table with 3 columns: Date, Result, Opponent, Attendance. Row: 1/11 L 31-38 INDIANAPOLIS 79,159

INDIVIDUAL STATISTICS

PASSING table with columns: Player, Att., Cmp., Yds., Pct., TD, Int, LG, Rating. Rows include Green, Collins, Holmes, Hall, CHIEFS TOTALS, Opp. Total.

PASS RECEIVING

PASS RECEIVING table with columns: Player, No., Yds., Avg., LG, TD. Rows include Holmes, Gonzalez, Kennison, Morton, Hall, Blaylock, Richardson, Boerigter, Dunn, Easy, Baber, L. Johnson, CHIEFS TOTALS, Opp. Total.

RUSHING

RUSHING table with columns: Player, No., Yds., Avg., LG, TD. Rows include Holmes, Blaylock, Morton, L. Johnson, Green, Hall, Richardson, Kennison, Collins, CHIEFS TOTALS, Opp. Total.

TEAM LEADERS

Scoring: Priest Holmes 162 pts: 27 TDs (27 rush, 0 rec.)
INTs: Greg Wesley 6-63 yds., Dexter McCleon 6-(-3) yds.
Tackles: Scott Fujita 151 (110 solo)
Sacks: Vonnie Holliday 5.5 (-50.0 yds.)
Punting: Jason Baker 80-3156 yds., 39.5 avg., 21 In 20, 68 LG
Punt Returns: Dante Hall 29-472 yds., 16.3 avg., 2 TDs
Kickoff Returns: Dante Hall 57-1478 yds., 25.9 avg., 2 TDs

LEAGUE STANDINGS



AMERICAN FOOTBALL CONFERENCE

League Standings table for AFC, divided into West, North, East, and South Divisions. Columns: Team, W, L, T, Pct.



NATIONAL FOOTBALL CONFERENCE

League Standings table for NFC, divided into West, North, East, and South Divisions. Columns: Team, W, L, T, Pct.

AFL Championship: New England 24, Indianapolis 14

NFL Championship: Carolina 14, Philadelphia 3

Super Bowl XXXVIII: New England 32, Carolina 29

REGULAR STARTERS

OFFENSE

Offense starters list: WR Eddie Kennison, LT Willie Roaf, LG Brian Waters, C Casey Wiegmann, RG Will Shields, RT John Tait, TE Tony Gonzalez, WR Johnnie Morton, QB Trent Green, FB Tony Richardson, RB Priest Holmes, K Morten Andersen.

DEFENSE

Defense starters list: LE Eric Hicks, LT John Browning, NT Ryan Sims, RE Vonnie Holliday, LOLB Scott Fujita, MLB Mike Maslowski, Kawika Mitchell, ROLB Shawn Barber, LCB Eric Warfield, RCB Dexter McCleon, SS Greg Wesley, FS Jerome Woods, P Jason Baker.

PRO BOWLERS IN BOLD

TEAM STATISTICS

Team Statistics table comparing Chiefs and Opponent across various metrics: Total First Downs, Rushing/Passing/Penalty, 3rd/4th Down, Total Net Yards, Avg. Per Game, Total Plays, Net Yards Rushing/Passing, Sacked/Yards Lost, Gross Yards, Att./Completions, Completion Pct., Punts/Average, Net Punting Avg., Punt Returns/Yards, Kickoff Returns/Yards, Penalties/Yards, Fumbles/Ball Lost, Touchdowns, Rushing/Passing, Defensive/Kicking Game, Time of Possession.

Score by Periods table with columns: Period (1-4), OT, Total. Rows: Chiefs Total, Opp. Total.





8-8 • 4th AFC West • Dick Vermeil

Preseason (3-1)

8/10	W	17-14	OT	at San Francisco	63,111
8/17	W	19-9		HOUSTON	73,506
8/24	L	14-17		at Seattle	49,036
8/30	W	23-16		ST. LOUIS	73,410

Regular Season (8-8)

9/8	W	40-39		at Cleveland	72,938
9/15	L	16-23		JACKSONVILLE	77,934
9/22	L	38-41	OT	at New England	68,436
9/29	W	48-30		MIAMI	78,178
10/6	W	29-25		at N.Y. Jets	78,149
10/13	L	34-35		at San Diego	58,995
10/20	L	34-37	OT	DENVER	78,446
10/27	W	20-10		OAKLAND	78,685
11/10	L	13-17		at San Francisco	67,881
11/17	W	17-16		BUFFALO	77,951
11/24	L	32-39		at Seattle	56,250
12/1	W	49-0		ARIZONA	77,809
12/8	W	49-10		ST. LOUIS	78,601
12/15	L	24-31		at Denver	75,947
12/22	W	24-22		SAN DIEGO	77,899
12/28	L	0-24		at Oakland (Sat)	62,078

INDIVIDUAL STATISTICS

	Att.	Cmp.	PASSING			Int	LG	Rating
			Yds.	Pct.	TD			
Green	470	287	3690	61.1	26	13	99t	92.6
Collins	6	5	73	83.3	1	0	29t	156.9
Holmes	1	0	0	0.0	0	0	0	39.6
CHIEFS TOTALS	477	292	3763	61.2	27	13	99t	93.5
Opp. Total	616	403	4396	65.4	27	18	82t	88.8

PASS RECEIVING

	No.	Yds.	Avg.	LG	TD
Holmes	70	672	9.6	64t	3
Gonzalez	63	773	12.3	42t	7
Kennison	53	906	17.1	64	2
Morton	29	397	13.7	30	1
Boerigter	20	420	21.0	99t	8
Hall	20	322	16.1	75t	3
Richardson	18	125	6.9	23	1
Cloud	6	48	8.0	13	0
Blaylock	5	47	9.4	21	0
Easy	3	23	7.7	13	1
Dunn	2	16	8.0	11	0
Baber	2	10	5.0	7	1
Minnis	1	4	4.0	4	0
CHIEFS TOTALS	292	3763	12.9	99t	27
Opp. Total	403	4396	10.9	82t	27

RUSHING

	No.	Yds.	Avg.	LG	TD
Holmes	313	1615	5.2	56	21
Green	31	225	7.3	24	1
Morton	10	124	12.4	36	0
Cloud	49	115	2.3	9	2
Richardson	22	81	3.7	14t	2
Blaylock	16	72	4.5	16	0
Kennison	7	58	8.3	31	0
Hall	11	54	4.9	21	0
Tait	1	28	28.0	28	0
Collins	1	7	7.0	7	0
Quinn	1	-1	-1.0	-1	0
CHIEFS TOTALS	462	2378	5.1	56	26
Opp. Total	431	2067	4.8	63t	19

TEAM LEADERS

Scoring: Priest Holmes 144 pts: 24 TDs (21 rush, 3 rec.)
INTs: Greg Wesley 6-170 yds.
Tackles: Mike Maslowski 162 (109 solo)
Sacks: Eric Hicks 9.0 (-69.5 yds.)
Punting: Dan Stryzinski 64-2422 yds., 37.8 avg., 15 ln 20, 56 LG
Punt Returns: Dante Hall 29-390 yds., 13.4 avg., 2 TDs
Kickoff Returns: Dante Hall 57-1354 yds., 23.8 avg., 1 TD

LEAGUE STANDINGS



AMERICAN FOOTBALL CONFERENCE

West Division				
W	L	T	Pct.	
Oakland	11	5	0	.688
Denver	9	7	0	.562
San Diego	8	8	0	.500
Kansas City	8	8	0	.500
North Division				
W	L	T	Pct.	
Pittsburgh	10	5	1	.656
Cleveland †	9	7	0	.562
Baltimore	7	9	0	.438
Cincinnati	2	14	0	.125
East Division				
W	L	T	Pct.	
N.Y. Jets	9	7	0	.562
New England	9	7	0	.562
Miami	9	7	0	.562
Buffalo	8	8	0	.500
South Division				
W	L	T	Pct.	
Tennessee	11	5	0	.688
Indianapolis †	10	6	0	.625
Jacksonville	6	10	0	.375
Houston	4	12	0	.250



NATIONAL FOOTBALL CONFERENCE

West Division				
W	L	T	Pct.	
San Francisco	10	6	0	.625
St. Louis	7	9	0	.438
Seattle	7	9	0	.438
Arizona	5	11	0	.312
North Division				
W	L	T	Pct.	
Green Bay	12	4	0	.750
Minnesota	6	10	0	.375
Chicago	4	12	0	.250
Detroit	3	13	0	.188
East Division				
W	L	T	Pct.	
Philadelphia	12	4	0	.750
N.Y. Giants †	10	6	0	.625
Washington	7	9	0	.438
Dallas	5	11	0	.312
South Division				
W	L	T	Pct.	
Tampa Bay	12	4	0	.750
Atlanta †	9	6	1	.594
New Orleans	9	7	0	.562
Carolina	7	9	0	.438

AFL Championship: Oakland 41, Tennessee 24
NFL Championship: Tampa Bay 27, Philadelphia 10
Super Bowl XXXVII: Tampa Bay 48, Oakland 21

REGULAR STARTERS

OFFENSE		DEFENSE	
WR	Eddie Kennison	LE	Eric Hicks
LT	Willie Roaf	LT	John Browning
LG	Brian Waters	NT	Derrick Ransom
C	Casey Wiegmann	RE	Duane Clemons
RG	Will Shields	LOLB	Scott Fujita
RT	John Tait	MLB	Marvucs Patton
TE	Tony Gonzalez	ROLB	Mike Maslowski
WR	Johnnie Morton	LCB	Eric Warfield
QB	Trent Green	RCB	William Barteec
FB	Tony Richardson	SS	Greg Wesley
RB	Priest Holmes	FS	Shaunard Harts
K	Morten Andersen	P	Dan Stryzinski

PRO BOWLERS IN BOLD

TEAM STATISTICS

	CHIEFS	OPP.
TOTAL FIRST DOWNS	343	367
Rushing/Passing/Penalty	140/179/24	120/227/20
3rd Down: Made/Att	77/185	87/205
3rd Down Pct.	41.6	42.4
4th Down: Made/Att	6/10	10/17
4th Down Pct.	60.0	58.8
TOTAL NET YARDS	6000	6248
Avg. Per Game	375.0	390.5
Total Plays	965	1081
Avg. Per Play	6.2	5.8
NET YARDS RUSHING	2378	2067
Avg. Per Game	148.6	129.2
Total Rushes	462	431
NET YARDS PASSING	3622	4181
Avg. Per Game	226.4	261.3
Sacked/Yards Lost	26/141	34/215
Gross Yards	3763	4396
Att./Completions	477/292	616/403
Completion Pct.	61.2	65.4
Had Intercepted	13	18
PUNTS/AVERAGE	65/37.3	60/39.1
Net Punting Avg.	65/31.2	60/32.0
PUNT RETURNS/YARDS	29/390	27/274
KICKOFF RETURNS/YARDS	67/1474	88/1880
PENALTIES/YARDS	75/700	100/827
FUMBLES/BALL LOST	7/2	20/13
TOUCHDOWNS	57	46
Rushing/Passing	26/27	19/27
Defensive/Kicking Game	1/3	0/0
TIME OF POSSESSION	28:57	31:03

SCORE BY PERIODS	1	2	3	4	OT	Total
CHIEFS TOTAL	101	122	76	168	0	467
Opp. Total	67	117	79	130	6	399





6-10 • 4th AFC West • Dick Vermeil

Preseason (2-2)

8/12	W	20-0	WASHINGTON	75,703
8/18	W	10-9	CHICAGO	77,618
8/23	L	23-28	at Jacksonville	48,623
8/31	L	17-21	at St. Louis	65,463

Regular Season (6-10)

9/9	L	24-27	OAKLAND	78,844
9/23	L	3-13	N.Y. GIANTS	77,666
9/30	W	45-13	at Washington	76,573
10/7	L	6-20	at Denver	75,037
10/14	L	17-20	PITTSBURGH	78,413
10/21	L	16-24	at Arizona	35,916
10/25	L	28-35	INDIANAPOLIS (Thur) (N)	74,212
11/4	W	25-20	at San Diego	58,789
11/11	L	7-27	at N.Y. Jets	78,234
11/25	W	19-7	SEATTLE	77,357
11/29	L	10-23	PHILADELPHIA (Thur) (N)	77,087
12/9	L	26-28	at Oakland	60,784
12/16	W	26-23 OT	DENVER	77,778
12/23	W	20-17	SAN DIEGO	76,131
12/30	W	30-26	at Jacksonville	59,396
1/6	L	18-21	at Seattle	58,460

INDIVIDUAL STATISTICS

	PASSING							
	Att.	Cmp.	Yds.	Pct.	TD	Int	LG	Rating
Green	523	296	3783	56.6	17	24	67t	71.1
Collins	4	3	40	75.0	0	0	26	106.3
Gonzalez	1	1	40	100.0	0	0	40	118.8
CHIEFS TOTALS	528	300	3863	56.8	17	24	67t	71.7
Opp. Total	491	296	3403	60.3	19	13	49	83.1

	PASS RECEIVING				
	No.	Yds.	Avg.	LG	TD
Gonzalez	73	917	12.6	36	6
Holmes	62	614	9.9	67t	2
Minnis	33	511	15.5	56	1
Kennison	16	322	20.1	65	0
Richardson	30	265	8.8	47	0
Alexander	27	470	17.4	46	3
Thomas	19	247	13.0	28	1
Ricks	18	252	14.0	40	1
Parker	15	199	13.3	44	2
Dunn	4	54	13.5	28	1
J. Williams	2	11	5.5	9	0
Green	1	1	1.0	1	0
CHIEFS TOTALS	300	3863	12.9	67t	17
Opp. Total	296	3403	11.5	49	19

	RUSHING				
	No.	Yds.	Avg.	LG	TD
Holmes	327	1555	4.8	41	8
Richardson	66	191	2.9	19	7
Green	35	158	4.5	16	0
Cloud	7	54	7.7	16	1
Kennison	2	13	6.5	14	0
Alexander	2	16	8.0	15	0
Hall	2	10	5.0	6	0
Gonzalez	1	9	9.0	9	0
Collins	2	6	3.0	7	0
Parker	3	6	2.0	7	0
Stryzinski	1	-10	-10	-10	0
CHIEFS TOTALS	448	2008	4.5	41	16
Opp. Total	481	2140	4.4	77t	15

TEAM LEADERS

Scoring: Todd Peterson 108 pts: 27 PATs, 27 FGs
INTs: Eric Warfield 4-61 yds., 1 TD
Tackles: Donnie Edwards 147 (112 solo)
Sacks: Duane Clemons 7.0 (-68.5 yds.)
Punting: Dan Stryzinski 73-2976 yds., 40.8 avg., 27 in 20, 76 LG
Punt Returns: Dante Hall 32-235 yds., 7.3 avg., 0 TDs
Kickoff Returns: Dante Hall 43-969 yds., 22.5 avg., 0 TDs

LEAGUE STANDINGS



AMERICAN FOOTBALL CONFERENCE

Western Division				
	W	L	T	Pct.
Oakland	10	6	0	.625
Seattle	9	7	0	.562
Denver	8	8	0	.500
Kansas City	6	10	0	.375
San Diego	5	11	0	.312
Central Division				
	W	L	T	Pct.
Pittsburgh	13	3	0	.812
Baltimore †	10	6	0	.625
Cleveland	7	9	0	.438
Tennessee	7	9	0	.438
Jacksonville	6	10	0	.375
Cincinnati	6	10	0	.375
Eastern Division				
	W	L	T	Pct.
New England	11	5	0	.688
Miami †	11	5	0	.688
N.Y. Jets †	10	6	0	.625
Indianapolis	6	10	0	.375
Buffalo	3	13	0	.188



NATIONAL FOOTBALL CONFERENCE

Western Division				
	W	L	T	Pct.
St. Louis	14	2	0	.875
San Francisco †	12	4	0	.750
New Orleans	7	9	0	.438
Atlanta	7	9	0	.438
Carolina	1	15	0	.062
Central Division				
	W	L	T	Pct.
Chicago	13	3	0	.812
Green Bay †	12	4	0	.750
Tampa Bay †	9	7	0	.562
Minnesota	5	11	0	.312
Detroit	2	14	0	.125
Eastern Division				
	W	L	T	Pct.
Philadelphia	11	5	0	.688
Washington	8	8	0	.500
N.Y. Giants	7	9	0	.438
Arizona	7	9	0	.438
Dallas	5	11	0	.312

AFL Championship: New England 24, Pittsburgh 17
NFL Championship: St. Louis 29, Philadelphia 24
Super Bowl XXXVI: New England 20, St. Louis 17

REGULAR STARTERS

OFFENSE		DEFENSE	
WR	Marvin Minnis	LE	Eric Hicks
LT	John Tait	LT	John Browning
LG	Brian Waters		Eric Downing
C	Casey Wiegmann	NT	Derrick Ransom
RG	Will Shields	RE	Duane Clemons
RT	Marcus Spears	LOLB	Lew Bush
TE	Tony Gonzalez	MLB	Marv Patton
WR	Derrick Alexander	ROLB	Donnie Edwards
QB	Trent Green	LCB	Ray Crockett
FB	Tony Richardson	RCB	Eric Warfield
RB	Priest Holmes	SS	Greg Wesley
K	Todd Peterson	FS	Jerome Woods
		P	Dan Stryzinski

PRO BOWLERS IN BOLD

TEAM STATISTICS

	CHIEFS	OPP.
TOTAL FIRST DOWNS	324	296
Rushing/Passing/Penalty	119/178/27	111/167/18
3rd Down: Made/Att	70/195	86/218
3rd Down Pct.	35.9	39.4
4th Down: Made/Att	5/16	5/8
4th Down Pct.	31.3	62.5
TOTAL NET YARDS	5673	5304
Avg. Per Game	354.6	331.5
Total Plays	1015	1003
Avg. Per Play	5.6	5.3
NET YARDS RUSHING	2008	2140
Avg. Per Game	125.5	133.8
Total Rushes	448	481
NET YARDS PASSING	3665	3164
Avg. Per Game	229.1	197.8
Sacked/Yards Lost	39/198	31/239
Gross Yards	3863	3403
Att./Completions	528/300	491/296
Completion Pct.	56.8	60.3
Had Intercepted	24	13
PUNTS/AVERAGE	75/40.5	79/41.0
Net Punting Avg.	75/35.3	79/35.6
PUNT RETURNS/YARDS	44/326	31/288
KICKOFF RETURNS/YARDS	61/1292	65/1474
PENALTIES/YARDS	68/602	87/761
FUMBLES/BALL LOST	19/9	23/13
TOUCHDOWNS	34	37
Rushing/Passing	16/17	15/19
Defensive/Kicking Game	1/0	1/2
TIME OF POSSESSION	29:07	30:53

SCORE BY PERIODS	1	2	3	4	OT	Total
CHIEFS TOTAL	56	92	64	105	3	320
Opp. Total	43	115	103	83	0	344





7-9 • 3rd AFC West • Gunther Cunningham

Preseason (0-4)

8/5	L	10-14	at Tennessee	68,016
8/13	L	10-33	SAN FRANCISCO	76,682
8/19	L	22-26	JACKSONVILLE	75,120
8/25	L	14-37	at Tampa Bay	64,267

Regular Season (7-9)

9/3	L	14-27	INDIANAPOLIS	78,357
9/10	L	14-17 OT	at Tennessee	68,203
9/17	W	42-10	SAN DIEGO	77,604
9/24	W	23-22	at Denver	74,596
10/2	W	24-17	SEATTLE (Mon) (N)	82,893
10/15	L	17-20	OAKLAND	79,025
10/22	W	54-34	ST. LOUIS	79,142
10/29	W	24-19	at Seattle	62,141
11/5	L	31-49	at Oakland	62,428
11/12	L	7-21	at San Francisco	68,002
11/19	L	17-21	BUFFALO	78,457
11/26	L	16-17	at San Diego	47,228
12/4	L	24-30	at New England (Mon) (N)	60,292
12/10	W	15-14	CAROLINA	77,481
12/17	W	20-7	DENVER	78,406
12/24	L	13-29	at Atlanta	41,017

INDIVIDUAL STATISTICS

	Att.	Cmp.	PASSING			Int	LG	Rating
			Yds.	Pct.	TD			
Grbac	547	326	4169	59.6	28	14	81t	89.9
Moon	34	15	208	44.1	1	1	41	61.9
Morris	1	1	31	100.0	0	0	31	118.8
CHIEFS TOTALS	582	342	4408	58.8	29	15	81t	88.5
Opp. Total	549	358	3737	65.2	25	15	47	88.6

	No.	PASS RECEIVING		LG	TD
		Yds.	Avg.		
Gonzalez	93	1203	12.9	39	9
Alexander	78	1391	17.8	81t	10
Richardson	58	468	8.1	24	3
Morris	48	678	14.1	47	3
Lockett	33	422	12.8	34t	2
Anders	15	76	5.1	12	0
Drayton	8	70	8.8	21	2
Parker	3	41	13.7	27	0
Dunn	2	26	13.0	20	0
Bennett	2	17	8.5	13	0
Cloud	2	16	8.0	13	0
CHIEFS TOTALS	342	4408	12.9	81t	29
Opp. Total	358	3737	10.4	47	25

	No.	RUSHING		LG	TD
		Yds.	Avg.		
Richardson	147	697	4.7	33	3
Anders	76	331	4.4	69	2
Moreau	67	179	2.7	22	4
Grbac	30	110	3.7	22	1
Cloud	30	84	2.8	15t	1
Alexander	3	45	15.0	26	0
Bennett	27	24	0.9	6	1
Moon	2	2	1.0	2	0
Parker	1	-7	-7.0	-7	0
CHIEFS TOTALS	383	1465	3.8	69	12
Opp. Total	441	1809	4.1	50	13

TEAM LEADERS

Scoring: Todd Peterson 70 pts: 25 PATs, 15 FGs
 INTs: James Hasty 4-53 yds., 0 TDs
 Tackles: Donnie Edwards 151 (119 solo)
 Sacks: Eric Hicks 14.0 (-73.0 yds.)
 Punting: Todd Sauerbrun 82-3656 yds., 44.6 avg., 28 In 20, 68 LG
 Punt Returns: Kevin Lockett 26-208 yds., 8.0 avg., 0 TDs
 Kickoff Returns: Mike Cloud 36-779 yds., 21.6 avg., 0 TDs

LEAGUE STANDINGS



AMERICAN FOOTBALL CONFERENCE



NATIONAL FOOTBALL CONFERENCE

Western Division					Western Division				
	W	L	T	Pct.		W	L	T	Pct.
Oakland	12	4	0	.750	New Orleans	10	6	0	.625
Denver †	11	5	0	.688	St. Louis †	10	6	0	.625
Kansas City	7	9	0	.438	Carolina	7	9	0	.438
Seattle	6	10	0	.375	San Francisco	6	10	0	.375
San Diego	1	15	0	.063	Atlanta	4	12	0	.250

Central Division					Central Division				
	W	L	T	Pct.		W	L	T	Pct.
Tennessee	13	3	0	.813	Minnesota	11	5	0	.688
Baltimore †	12	4	0	.750	Tampa Bay †	10	6	0	.625
Pittsburgh	9	7	0	.563	Detroit	9	7	0	.563
Jacksonville	7	9	0	.438	Green Bay	9	7	0	.563
Cincinnati	4	12	0	.250	Chicago	5	11	0	.313
Cleveland	3	13	0	.188					

Eastern Division					Eastern Division				
	W	L	T	Pct.		W	L	T	Pct.
Miami	11	5	0	.688	N.Y. Giants	12	4	0	.750
Indianapolis †	10	6	0	.625	Philadelphia †	11	5	0	.688
N.Y. Jets	9	7	0	.563	Washington	8	8	0	.500
Buffalo	8	8	0	.500	Dallas	5	11	0	.313
New England	5	11	0	.313	Arizona	3	13	0	.188

AFL Championship: Baltimore 16, Oakland 3
 NFL Championship: N.Y. Giants 41, Minnesota 0
 Super Bowl XXXV: Baltimore 34, N.Y. Giants 7

REGULAR STARTERS

OFFENSE		DEFENSE	
WR	Sylvester Morris	LE	Eric Hicks
LT	John Tait	LT	Chester McGlockton
LG	Jeff Blackshear	RT	Dan Williams
C	Tim Grunhard	RE	Duane Clemons
RG	Will Shields	LOLB	Lew Bush
RT	Victor Riley		Mike Maslowski
TE	Tony Gonzalez	MLB	Marcus Patton
WR	Derrick Alexander	ROLB	Donnie Edwards
QB	Elvis Grbac	LCB	Pat Dennis
FB	Tony Richardson	RCB	James Hasty
RB	Kimble Anders	SS	Greg Wesley
	Tony Richardson	FS	Jerome Woods
K	Pete Stoyanovich	P	Todd Sauerbrun
	Todd Peterson		

PRO BOWLERS IN BOLD

TEAM STATISTICS

	CHIEFS	OPP.
TOTAL FIRST DOWNS	321	330
Rushing/Passing/Penalty	84/207/30	103/201/26
3rd Down: Made/Att	75/204	84/207
3rd Down Pct.	36.8	40.6
4th Down: Made/Att	4/13	8/11
4th Down Pct.	30.8	72.7
TOTAL NET YARDS	5614	5280
Avg. Per Game	350.9	330.0
Total Plays	999	1041
Avg. Per Play	5.6	5.1
NET YARDS RUSHING	1465	1809
Avg. Per Game	91.6	113.1
Total Rushes	383	441
NET YARDS PASSING	4149	3471
Avg. Per Game	259.3	216.9
Sacked/Yards Lost	34/259	51/266
Gross Yards	4408	3737
Attempts/Completions	582/342	549/358
Pct. of Completions	58.8	65.2
Had Intercepted	15	15
Punts/Average	82/44.6	78/43.1
Net Punting Avg.	82/35.8	78/36.8
PUNT RETURNS/YARDS	37/295	43/559
KICKOFF RETURNS/YARDS	70/1466	70/1679
Penalties/Yards	118/848	108/1020
Fumbles/Ball Lost	23/11	19/14
Touchdowns	44	42
Rushing/Passing	12/29	13/25
Defensive/Kicking Game	3/0	4/0
TIME OF POSSESSION	27:36	32:24

SCORE BY PERIODS	1	2	3	4	OT	Total
CHIEFS TOTAL	50	99	82	124	0	355
Opp. Total	75	123	64	89	3	354





9-7 • 2nd AFC West • Gunther Cunningham

Preseason (2-2)

8/15	W	22-20	TENNESSEE	75,152
8/21	L	7-17	TAMPA BAY	76,292
8/26	L	6-31	at Jacksonville	56,932
9/3	W	34-27	at San Diego	46,005

Regular Season (9-7)

9/12	L	17-20	at Chicago	58,381
9/19	W	26-10	DENVER	78,683
9/26	W	31-21	DETROIT	78,384
10/3	L	14-21	at San Diego	58,099
10/10	W	16-14	NEW ENGLAND	78,636
10/21	W	35-8	at Baltimore (Thur) (N)	68,771
10/31	W	34-0	SAN DIEGO	78,473
11/7	L	17-25	at Indianapolis	56,689
11/14	L	10-17	at Tampa Bay	64,927
11/21	L	19-30	SEATTLE	78,714
11/28	W	37-34	at Oakland	48,632
12/5	W	16-10	at Denver	73,855
12/12	W	31-28	MINNESOTA (N)	78,932
12/18	W	35-19	PITTSBURGH (Sat)	78,697
12/26	L	14-23	at Seattle	66,332
1/2	L	38-41 OT	OAKLAND	79,026

LEAGUE STANDINGS



AMERICAN FOOTBALL CONFERENCE

Western Division

	W	L	T	Pct.
Seattle	9	7	0	.563
Kansas City	9	7	0	.563
San Diego	8	8	0	.500
Oakland	8	8	0	.500
Denver	6	10	0	.375

Central Division

	W	L	T	Pct.
Jacksonville	14	2	0	.875
Tennessee †	13	3	0	.813
Baltimore	8	8	0	.500
Pittsburgh	6	10	0	.375
Cincinnati	4	12	0	.250
Cleveland	2	14	0	.125

Eastern Division

	W	L	T	Pct.
Indianapolis	13	3	0	.813
Buffalo †	11	5	0	.688
Miami †	9	7	0	.563
N.Y. Jets	8	8	0	.500
New England	8	8	0	.500



NATIONAL FOOTBALL CONFERENCE

Western Division

	W	L	T	Pct.
St. Louis	13	3	0	.813
Carolina	8	8	0	.500
Atlanta	5	11	0	.313
San Francisco	4	12	0	.250
New Orleans	3	13	0	.188

Central Division

	W	L	T	Pct.
Tampa Bay	11	5	0	.688
Minnesota †	10	6	0	.625
Detroit †	8	8	0	.500
Green Bay	8	8	0	.500
Chicago	6	10	0	.375

Eastern Division

	W	L	T	Pct.
Washington	10	6	0	.625
Dallas †	8	8	0	.500
N.Y. Giants	7	9	0	.438
Arizona	6	10	0	.375
Philadelphia	5	11	0	.313

AFL Championship: Tennessee 33, Jacksonville 14

NFL Championship: St. Louis 11, Tampa Bay 6

Super Bowl XXXIV: St. Louis 23, Tennessee 16

INDIVIDUAL STATISTICS

PASSING								
	Att.	Cmp.	Yds.	Pct.	TD	Int	LG	Rating
Grbac	499	294	3389	58.9	22	15	86t	81.7
Moon	3	1	20	33.3	0	0	20	57.6
CHIEFS TOTALS	502	295	3409	58.8	22	15	86t	81.5
Opp. Total	578	317	3768	54.8	24	25	54	70.8

PASS RECEIVING					
	No.	Yds.	Avg.	LG	TD
Gonzalez	76	849	11.2	73t	11
Alexander	54	832	15.4	86t	2
Horn	35	586	16.7	76t	6
Lockett	34	426	12.5	39t	2
Richardson	24	141	5.9	29	0
Rison	21	218	10.4	20	0
Shehee	18	136	7.6	17	0
Johnson	10	98	9.8	19	1
Bennett	10	41	4.1	12	0
Morris	7	37	5.3	9	0
Cloud	3	25	8.3	12	0
Anders	2	14	7.0	9	0
Jacoby	1	6	6.0	6	0
CHIEFS TOTALS	295	3409	11.6	86t	22
Opp. Total	317	3768	11.9	54	24

RUSHING					
	No.	Yds.	Avg.	LG	TD
Bennett	161	627	3.9	44	8
Morris	120	414	3.5	24	3
Richardson	84	387	4.6	26	1
Shehee	65	238	3.7	18	1
Anders	32	181	5.7	46	0
Cloud	35	128	3.7	14	0
Alexander	2	82	41.0	82t	1
Horn	2	15	7.5	9	0
Grbac	19	10	0.5	8	0
Pope	1	0	0.0	0	0
CHIEFS TOTALS	521	2082	4.0	82t	14
Opp. Total	415	1557	3.8	45	10

TEAM LEADERS

Scoring: Pete Stoyanovich 108 pts: 45 PATs, 21 FGs
INTs: James Hasty 7-98 yds., 2 TDs
Tackles: Donnie Edwards 143 (105 solo)
Sacks: Derrick Thomas 7.0 (-65.0 yds.)
Punting: Daniel Pope 101-4218 yds., 41.8 avg., 20 In 20, 64 LG
Punt Returns: Tamarick Vanover 51-627 yds., 12.3 avg., 2 TDs
Kickoff Returns: Tamarick Vanover 44-886 yds., 20.1 avg., 0 TDs

REGULAR STARTERS

OFFENSE

WR	Andre Rison
LT	Glenn Parker
LG	Dave Szott
C	Tim Grunhard
RG	Will Shields
RT	Victor Riley
TE	Tony Gonzalez
WR	Derrick Alexander
QB	Elvis Grbac
FB	Tony Richardson
RB	Bam Morris
K	Pete Stoyanovich

DEFENSE

LE	Eric Hicks
LT	Chester McGlockton
RT	Tom Barndt
RE	Leslie O'Neal
	Dan Williams
LOLB	Derrick Thomas
MLB	Marcus Patton
ROLB	Donnie Edwards
LCB	Cris Dishman
RCB	James Hasty
SS	Reggie Tongue
FS	Jerome Woods
P	Daniel Pope

PRO BOWLERS IN BOLD

TEAM STATISTICS

	CHIEFS	OPP.
TOTAL FIRST DOWNS	282	281
Rushing/Passing/Penalty	108/164/10	80/173/28
3rd Down: Made/Att	96/243	65/215
3rd Down Pct.	39.5	30.2
4th Down: Made/Att	6/11	6/13
4th Down Pct.	54.5	46.2
TOTAL NET YARDS	5321	5039
Avg. Per Game	332.6	314.9
Total Plays	1049	1033
Avg. Per Play	5.1	4.9
NET YARDS RUSHING	2082	1557
Avg. Per Game	130.1	97.3
Total Rushes	521	415
NET YARDS PASSING	3239	3482
Avg. Per Game	202.4	217.6
Sacked/Yards Lost	26/170	40/286
Gross Yards	3409	3768
Attempts/Completions	502/295	578/317
Pct. of Completions	58.8	54.8
Had Intercepted	15	25
Punts/Average	104/40.9	98/43.5
Net Punting Avg.	104/35.1	98/35.4
PUNT RETURNS/YARDS	58/706	46/406
KICKOFF RETURNS/YARDS	63/1182	78/1544
Penalties/Yards	126/982	107/787
Fumbles/Ball Lost	22/9	31/20
Touchdowns	47	38
Rushing/Passing	14/22	10/24
Defensive/Kicking Game	9/2	1/3
TIME OF POSSESSION	30:20	29:40

SCORE BY PERIODS	1	2	3	4	OT	Total
CHIEFS TOTAL	84	105	93	108	0	390
Opp. Total	50	133	74	62	3	322





7-9 • 4th AFC West • Marty Schottenheimer

Preseason (2-3)

8/1	L	24-27 OT	GREEN BAY (Tokyo, Japan)	42,018
8/8	W	17-13	at Tampa Bay (Norman, OK)	43,657
8/15	L	0-34	at Minnesota	60,995
8/22	W	22-21	JACKSONVILLE	71,079
8/28	L	6-10	ST. LOUIS	69,501

Regular Season (7-9)

9/6	W	28-8	OAKLAND (N)	78,945
9/13	L	16-21	at Jacksonville	69,821
9/20	W	23-7	SAN DIEGO	73,730
9/27	W	24-21	at Philadelphia	66,675
10/4	W	17-6	SEATTLE (N)	66,418
10/11	L	10-40	at New England	59,749
10/26	L	13-20	PITTSBURGH (Mon) (N)	79,431
11/1	L	17-20	N.Y. JETS	65,104
11/8	L	12-24	at Seattle	66,251
11/16	L	7-30	DENVER (Mon) (N)	78,100
11/22	L	37-38	at San Diego	59,894
11/29	W	34-24	ARIZONA	69,613
12/6	L	31-35	at Denver	74,962
12/13	W	20-17	DALLAS	77,697
12/20	L	7-28	at N.Y. Giants	66,040
12/26	W	31-24	at Oakland (Sat)	52,679

INDIVIDUAL STATISTICS

	Att.	Cmp.	PASSING			Int	LG	Rating
			Yds.	Pct.	TD			
Gannon	354	206	2305	58.2	10	6	80t	80.1
Grbac	188	98	1142	52.1	5	12	65	53.1
Hughes	1	1	25	100.0	0	0	25	118.8
CHIEFS TOTALS	543	305	3472	56.2	15	18	80t	70.9
Opp. Total	479	259	3253	54.1	17	13	58	76.0

	No.	PASS RECEIVING		LG	TD
		Yds.	Avg.		
Anders	64	462	7.2	29	2
Gonzalez	59	621	10.5	32	2
Alexander	54	992	18.4	65	4
Rison	40	542	13.6	80t	5
Lockett	19	281	14.8	38	0
Bennett	16	91	5.7	14	1
Horn	14	198	14.1	57	1
Popson	13	90	6.9	17	0
Morris	12	95	7.9	29	0
Shehee	10	73	7.3	14	0
Richardson	2	13	6.5	15	0
Hughes	1	10	10.0	10	0
Shields	1	4	4.0	4	0
CHIEFS TOTALS	305	3472	11.4	80t	15
Opp. Total	259	3253	12.6	58	17

	No.	RUSHING		LG	TD
		Yds.	Avg.		
Bennett	148	527	3.6	26	5
Morris	129	481	3.7	38	8
Anders	58	230	4.0	20	1
Gannon	44	168	3.8	21	3
Shehee	22	57	2.6	10	0
Richardson	20	45	2.3	6	2
Grbac	7	27	3.9	10	0
Rison	2	12	6.0	11	0
Vanover	2	1	0.5	2	0
Horn	1	0	0.0	0	0
CHIEFS TOTALS	433	1548	3.6	38	19
Opp. Total	491	1869	3.8	72t	22

TEAM LEADERS

Scoring: Pete Stoyanovich 115 pts: 34 PATs, 27 FGs
INTs: James Hasty 4-42 yds., 0 TDs
Tackles: Donnie Edwards 151 (97 solo)
Sacks: Derrick Thomas 12.0 (-79.0 yds.)
Punting: Louie Aguiar 75-3226 yds., 43.0 avg., 20 In 20, 59 LG
Punt Returns: Tamarick Vanover 27-264 yds., 9.8 avg., 0 TDs
Kickoff Returns: Tamarick Vanover 41-956 yds., 23.3 avg., 0 TDs

LEAGUE STANDINGS



AMERICAN FOOTBALL CONFERENCE

Western Division				
	W	L	T	Pct.
Denver	14	2	0	.875
Oakland	8	8	0	.500
Seattle	8	8	0	.500
Kansas City	7	9	0	.438
San Diego	5	11	0	.313
Central Division				
	W	L	T	Pct.
Jacksonville	11	5	0	.688
Tennessee	8	8	0	.500
Pittsburgh	7	9	0	.438
Baltimore	6	10	0	.375
Cincinnati	3	13	0	.188
Eastern Division				
	W	L	T	Pct.
N.Y. Jets	12	4	0	.750
Buffalo †	10	6	0	.625
Miami †	10	6	0	.625
New England †	9	7	0	.563
Indianapolis	3	13	0	.188



NATIONAL FOOTBALL CONFERENCE

Western Division				
	W	L	T	Pct.
Atlanta	14	2	0	.875
San Francisco †	12	4	0	.750
New Orleans	6	10	0	.375
Carolina	4	12	0	.250
St. Louis	4	12	0	.250
Central Division				
	W	L	T	Pct.
Minnesota	15	1	0	.938
Green Bay †	11	5	0	.688
Tampa Bay	8	8	0	.500
Detroit	5	11	0	.313
Chicago	4	12	0	.250
Eastern Division				
	W	L	T	Pct.
Dallas	10	6	0	.625
Arizona †	9	7	0	.563
N.Y. Giants	8	8	0	.500
Washington	6	10	0	.375
Philadelphia	3	13	0	.188

AFL Championship: Denver 23, N.Y. Jets 10
NFL Championship: Atlanta 30, Minnesota 27
Super Bowl XXXIII: Denver 34, Atlanta 19

REGULAR STARTERS

OFFENSE		DEFENSE	
WR	Andre Rison	LE	John Browning
LT	Jeff Criswell	NT	Tom Barndt
LG	Glenn Parker	RE	Chester McGlockton
C	Tim Grunhard	FALC	Derrick Thomas
RG	Will Shields		Leslie O'Neal
RT	Victor Riley	ILB	Wayne Simmons
TE	Tony Gonzalez	MLB	Donnie Edwards
WR	Derrick Alexander	RLB	Anthony Davis
QB	Elvis Grbac	LCB	Dale Carter
	Rich Gannon		Mark McMillian
FB	Kimble Anders	RCB	James Hasty
RB	Donnell Bennett	SS	Reggie Tongue
K	Pete Stoyanovich	FS	Jerome Woods
		P	Louie Aguiar

PRO BOWLERS IN BOLD

TEAM STATISTICS

	CHIEFS	OPP.
TOTAL FIRST DOWNS	289	321
Rushing/Passing/Penalty	103/153/33	119/146/56
3rd Down: Made/Att	70/220	69/204
3rd Down Pct.	31.8	33.8
4th Down: Made/Att	13/25	6/12
4th Down Pct.	52.0	50.0
TOTAL NET YARDS	4808	4854
Avg. Per Game	300.5	303.4
Total Plays	1012	1010
Avg. Per Play	4.8	4.8
NET YARDS RUSHING	1548	1869
Avg. Per Game	96.8	116.8
Total Rushes	433	491
NET YARDS PASSING	3260	2985
Avg. Per Game	203.8	186.6
Sacked/Yards Lost	36/212	40/268
Gross Yards	3472	3253
Attempts/Completions	543/305	479/259
Pct. of Completions	56.2	54.1
Had Intercepted	18	13
Punts/Average	77/42.3	77/42.2
Net Punting Avg.	77/34.3	77/36.0
PUNT RETURNS/YARDS	38/316	41/513
KICKOFF RETURNS/YARDS	63/1319	69/1374
Penalties/Yards	158/1304	138/1292
Fumbles/Ball Lost	35/14	36/20
Touchdowns	35	44
Rushing/Passing	19/15	22/17
Defensive/Kicking Game	1/0	3/2
TIME OF POSSESSION	29:53	30:07

SCORE BY PERIODS	1	2	3	4	OT	Total
CHIEFS TOTAL	77	67	105	78	0	327
Opp. Total	101	100	65	97	0	363





13-3 • 1st AFC West • Marty Schottenheimer

Preseason (1-3)

8/2	L	14-28	PITTSBURGH	72,726
8/9	L	7-26	at New Orleans	55,211
8/14	W	30-10	CAROLINA	76,972
8/22	L	13-14	at St. Louis	63,936

Regular Season (13-3)

8/31	L	3-19	at Denver	75,600
9/8	W	28-27	at Oakland (Mon) (N)	61,523
9/14	W	22-16	BUFFALO	78,169
9/21	W	35-14	at Carolina	67,402
9/28	W	20-17 OT	SEATTLE	77,877
10/5	L	14-17	at Miami	71,794
10/16	W	31-3	SAN DIEGO (Thur) (N)	77,196
10/26	W	28-20	at St. Louis	64,864
11/3	W	13-10	PITTSBURGH (Mon) (N)	78,301
11/9	L	10-24	at Jacksonville	70,444
11/16	W	24-22	DENVER	77,963
11/23	W	19-14	at Seattle	66,264
11/30	W	44-9	SAN FRANCISCO	77,535
12/7	W	30-0	OAKLAND	76,379
12/14	W	29-7	at San Diego	54,594
12/21	W	25-13	NEW ORLEANS	66,772

AFC Divisional Playoff Game

1/4	L	10-14	DENVER (Sat)	76,965
-----	---	-------	--------------	--------

INDIVIDUAL STATISTICS

	Att.	Cmp.	PASSING				LG	Rating
			Yds.	Pct.	TD	Int		
Grbac	314	179	1943	57.6	11	6	55t	79.1
Gannon	175	98	1144	56.0	7	4	47	79.8
Tolliver	1	1	-8	100.0	0	0	-8	79.2
Allen	2	2	15	100.0	2	0	14t	137.5
Aguiar	1	1	35	100.0	0	0	35	118.8
CHIEFS TOTALS	493	281	3129	57.0	20	10	55t	81.1
Opp. Total	507	271	3618	53.5	15	21	78	69.0

	No.	PASS RECEIVING		LG	TD
		Yds.	Avg.		
Rison	72	1092	15.2	45	7
Anders	59	453	7.7	55t	2
Popson	35	320	9.1	21	2
Gonzalez	33	368	11.2	30	2
Dawson	21	273	13.0	27	2
Hill	12	126	10.5	39	0
Allen	11	86	7.8	18	0
Vanover	7	92	13.1	42	0
Hughes	7	65	9.3	14t	2
Bennett	7	5	0.7	4	0
Perriman	6	83	13.8	27	0
Walker	5	60	12.0	22	0
Richardson	3	6	2.0	3t	3
Horn	2	65	32.5	47	0
Lockett	1	35	35.0	35	0
CHIEFS TOTALS	281	3129	11.1	55t	20
Opp. Total	271	3618	13.4	78	15

	No.	RUSHING		LG	TD
		Yds.	Avg.		
Hill	157	550	3.5	38	0
Allen	124	505	4.1	30	11
Anders	79	397	5.0	43	0
Bennett	94	369	3.9	14	1
Grbac	30	168	5.6	20	1
Gannon	33	109	3.3	13	2
Vanover	5	50	10.0	17	0
Aguiar	2	11	5.5	6	0
Richardson	2	11	5.5	6	0
Tolliver	2	-1	-0.5	0	0
Rison	1	2	2.0	2	0
CHIEFS TOTALS	529	2171	4.1	43	15
Opp. Total	413	1621	3.9	45	8

TEAM LEADERS

Scoring: Pete Stoyanovich 113 pts: 35 PATs, 26 FGs
INTs: Mark McMillian 8-274 yds., 3 TDs
Tackles: Reggie Tongue 142 (91 solo)
Sacks: Dan Williams 10.5 (-57.5 yds.)
Punting: Louie Aguiar 82-3465 yds., 42.3 avg., 28 In 20, 65 LG
Punt Returns: Tamarick Vanover 35-383 yds., 10.9 avg., 1 TD
Kickoff Returns: Tamarick Vanover 51-1308 yds., 25.6 avg., 1 TD

LEAGUE STANDINGS



AMERICAN FOOTBALL CONFERENCE

Western Division

	W	L	T	Pct.
Kansas City	13	3	0	.813
Denver †	12	4	0	.750
Seattle	8	8	0	.500
Oakland	4	12	0	.250
San Diego	4	12	0	.250

Central Division

	W	L	T	Pct.
Pittsburgh	11	5	0	.688
Jacksonville †	11	5	0	.688
Tennessee	8	8	0	.500
Cincinnati	7	9	0	.438
Baltimore	6	9	1	.406

Eastern Division

	W	L	T	Pct.
New England	10	6	0	.625
Miami †	9	7	0	.563
N.Y. Jets	9	7	0	.563
Buffalo	6	10	0	.375
Indianapolis	3	13	0	.188



NATIONAL FOOTBALL CONFERENCE

Western Division

	W	L	T	Pct.
San Francisco	13	3	0	.813
Atlanta	7	9	0	.438
Carolina	7	9	0	.438
New Orleans	6	10	0	.375
St. Louis	5	11	0	.313

Central Division

	W	L	T	Pct.
Green Bay	13	3	0	.813
Tampa Bay †	10	6	0	.625
Detroit †	9	7	0	.563
Minnesota †	9	7	0	.563
Chicago	4	12	0	.250

Eastern Division

	W	L	T	Pct.
N.Y. Giants	10	5	1	.656
Washington	8	7	1	.531
Philadelphia	6	9	1	.406
Dallas	6	10	0	.375
Arizona	4	12	0	.250

AFL Championship: Denver 24, Pittsburgh 21

NFL Championship: Green Bay 23, San Francisco 10

Super Bowl XXXII: Denver 31, Green Bay 24

REGULAR STARTERS

OFFENSE

WR	Andre Rison
LT	Jeff Criswell
LG	Dave Szott
C	Tim Grunhard
RG	Will Shields
RT	Glenn Parker
TE	Ted Popson
WR	Lake Dawson
QB	Elvis Grbac
FB	Kimble Anders
RB	Greg Hill
K	Pete Stoyanovich

DEFENSE

LT	Vaughn Booker
RT	Joe Phillips
RE	John Browning
LOLB	Derrick Thomas
ILB	Terry Wooden
	Wayne Simmons
MLB	Donnie Edwards
ROLB	Anthony Davis
LCB	Dale Carter
RCB	James Hasty
SS	Reggie Tongue
FS	Jerome Woods
P	Louie Aguiar

PRO BOWLERS IN BOLD

TEAM STATISTICS

	CHIEFS	OPP.
TOTAL FIRST DOWNS	315	278
Rushing/Passing/Penalty	129/163/23	94/158/26
3rd Down: Made/Att.	93/225	65/206
3rd Down Pct.	41.3	31.6
4th Down: Made/Att.	5/16	4/13
4th Down Pct.	31.3	30.8
TOTAL NET YARDS	5064	4880
Avg. Per Game	316.5	305.0
Total Plays	1054	974
Avg. Per Play	4.8	5.0
NET YARDS RUSHING	2171	1621
Avg. Per Game	135.7	101.3
Total Rushes	529	413
Avg. Per Play	4.1	3.9
NET YARDS PASSING	2893	3259
Avg. Per Game	180.8	203.7
Sacked/Yards Lost	32/236	54/359
Gross Yards	3129	3618
Attempts/Completions	493/281	507/271
Pct. of Completions	57.0	53.5
Had Intercepted	10	21
PUNTS/AVERAGE	83/42.0	84/41.3
Net Punting Avg.	38.0	33.9
PUNT RETURNS/YARDS	35/383	39/255
KICKOFF RETURNS/YARDS	54/1345	80/1672
PENALTIES/YARDS	121/1035	113/977
FUMBLES/LOST	21/10	30/13
TOUCHDOWNS	42	23
Rushing/Passing	15/20	8/15
Returns: Off./Def./Kicking Game*	1/4/2	0/0
TIME OF POSSESSION	31:16	28:44

SCORE BY PERIODS	1	2	3	4	OT	Total
CHIEFS TOTAL	63	149	59	101	3	375
Opp. Total	61	80	47	44	0	232





9-7 • 2nd AFC West • Marty Schottenheimer

Preseason (3-1)

8/5	W	32-6	Dallas (Mon) (Monterrey, Mex.)	45,128
8/10	W	42-6	New Orleans	65,710
8/17	L	30-34	St. Louis	72,191
8/22	W	14-10	at Chicago	51,111

Regular Season (9-7)

9/1	W	20-19	at Houston	27,725
9/8	W	19-3	Oakland	79,281
9/15	W	35-17	at Seattle	39,790
9/22	W	17-14	Denver	79,439
9/29	L	19-22	at San Diego	59,384
10/7	L	7-17	Pittsburgh (Mon) (N)	79,189
10/17	W	34-16	Seattle (Thur) (N)	76,057
10/27	L	7-34	at Denver	75,652
11/3	W	21-6	at Minnesota	59,552
11/10	W	27-20	Green Bay	79,281
11/17	W	14-10	Chicago	76,762
11/24	L	14-28	San Diego	69,472
11/28	W	28-24	at Detroit (Thur) (Thnks)	75,079
12/9	L	7-26	at Oakland (Mon) (N)	57,082
12/15	L	19-24	Indianapolis	71,136
12/22	L	9-20	at Buffalo	68,671

INDIVIDUAL STATISTICS

	Att.	Cmp.	PASSING Yds.	Pct.	TD	Int	LG	Rating
Bono	438	235	2572	53.7	12	13	69	68.0
Gannon	90	54	491	60.0	6	1	25	92.4
Allen	1	0	0	0.0	0	0	0	39.6
Hughes	1	1	30	100.0	0	0	30	118.8
CHIEFS TOTALS	530	290	3093	54.7	18	14	69	72.3
Opp. Total	536	289	3731	53.9	19	17	55	74.6

	No.	PASS RECEIVING Yds.	Avg.	LG	TD
Anders	60	529	8.8	45	2
Penn	49	628	12.8	22	5
LaChapelle	27	422	15.6	69	2
Allen	27	270	10.0	59	0
Vanover	21	241	11.5	24	1
McNair	21	181	8.6	29	1
Johnson	18	189	10.5	26	1
Hughes	17	167	9.8	26	1
Cash	14	80	5.7	20	0
Walker	9	73	8.1	24	1
Bennett	8	21	2.6	10	0
Carter	6	89	14.8	46	1
Dawson	5	83	16.6	25	1
Hill	3	60	20.0	34	1
Horn	2	30	15.0	21	0
Richardson	2	18	9.0	17	1
Bailey	1	12	12.0	12	0
CHIEFS TOTALS	290	3093	10.7	69	18
Opp. Total	289	3731	12.9	55	19

	No.	RUSHING Yds.	Avg.	LG	TD
Allen	206	830	4.0	35	9
Hill	135	645	4.8	28	4
Anders	54	201	3.7	15	2
Bennett	36	166	4.6	34	0
Gannon	12	81	6.8	19	0
McNair	9	32	3.6	9	0
Bono	26	27	1.0	17	0
Richardson	4	10	2.5	4	0
Horn	1	8	8.0	8	0
Vanover	4	6	1.5	6	0
Carter	1	3	3.0	3	0
CHIEFS TOTALS	488	2009	4.1	35	15
Opp. Total	441	1666	3.8	65	11

TEAM LEADERS

Scoring: Pete Stoyanovich 85 pts: 34 PATs, 17 FGs
INTs: Mark Collins 6-45 yds., 0 TDs
Tackles: Mark Collins 119 (94 solo)
Sacks: Derrick Thomas 13.0 (-109.0 yds.)
Punting: Louie Aguiar 88-3667 yds., 41.7 avg., 25 in 20, 68 LG
Punt Returns: Tamarick Vanover 17-116 yds., 6.8 avg., 0 TDs
Kickoff Returns: Tamarick Vanover 33-854 yds., 25.9 avg., 1 TD

LEAGUE STANDINGS



AMERICAN FOOTBALL CONFERENCE

Western Division

W	L	T	Pct.	
Denver	13	3	0	.813
Kansas City	9	7	0	.563
San Diego	8	8	0	.500
Oakland	7	9	0	.438
Seattle	7	9	0	.438

Central Division

W	L	T	Pct.	
Pittsburgh	10	6	0	.625
Jacksonville †	9	7	0	.563
Cincinnati	8	8	0	.500
Houston	8	8	0	.500
Baltimore	4	12	0	.250

Eastern Division

W	L	T	Pct.	
New England	11	5	0	.688
Buffalo †	10	6	0	.625
Indianapolis †	9	7	0	.563
Miami	8	8	0	.500
N.Y. Jets	1	15	0	.063



NATIONAL FOOTBALL CONFERENCE

Western Division

W	L	T	Pct.	
Carolina	12	4	0	.750
San Francisco †	12	4	0	.750
St. Louis	6	10	0	.375
Atlanta	3	13	0	.188
New Orleans	3	13	0	.188

Central Division

W	L	T	Pct.	
Green Bay	13	3	0	.813
Minnesota †	9	7	0	.563
Chicago	7	9	0	.438
Tampa Bay	6	10	0	.375
Detroit	5	11	0	.313

Eastern Division

W	L	T	Pct.	
Dallas	10	6	0	.625
Philadelphia †	10	6	0	.625
Washington	9	7	0	.563
Arizona	7	9	0	.438
N.Y. Giants	6	10	0	.375

AFL Championship: New England 20, Jacksonville 6

NFL Championship: Green Bay 30, Carolina 13

Super Bowl XXXI: Green Bay 35, New England 21

REGULAR STARTERS

OFFENSE

WR	Chris Penn
LT	John Alt
LG	Dave Szott
C	Tim Grunhard
RG	Will Shields
RT	Ricky Siglar
TE	Derrick Walker
WR	Sean LaChapelle
	Tamarick Vanover
QB	Steve Bono
FB	Kimble Anders
RB	Marcus Allen
K	Pete Stoyanovich

DEFENSE

LE	Neil Smith
LT	Joe Phillips
RT	Dan Saleaumua
RE	Vaughn Booker
LOLB	Derrick Thomas
MLB	Tracy Simien
ROLB	Anthony Davis
LCB	Dale Carter
RCB	James Hastly
SS	Brian Washington
FS	Mark Collins
P	Louie Aguiar

PRO BOWLERS IN BOLD

TEAM STATISTICS

	CHIEFS	OPP.
TOTAL FIRST DOWNS	312	296
Rushing/Passing/Penalty	111/168/33	84/184/28
3rd Down: Made/Att.	77/221	92/218
3rd Down Pct.	34.8	42.2
4th Down: Made/Att.	8/17	3/10
4th Down Pct.	47.1	30.0
TOTAL NET YARDS	4899	5204
Avg. Per Game	306.2	325.3
Total Plays	1045	1008
Avg. Per Play	4.7	5.2
NET YARDS RUSHING	2009	1666
Avg. Per Game	125.6	104.1
Total Rushes	488	441
Avg. Per Play	4.1	3.8
NET YARDS PASSING	2890	3538
Avg. Per Game	180.6	221.1
Sacked/Yards Lost	27/203	31/193
Gross Yards	3093	3731
Attempts/Completions	530/290	536/289
Completion Pct.	54.7	53.9
Had Intercepted	14	17
PUNTS/AVERAGE	88/41.7	71/41.8
Net Punting Avg.	33.8	36.2
PUNT RETURNS/YARDS	33/282	42/492
KICKOFF RETURNS/YARDS	66/1567	64/1300
PENALTIES/YARDS	122/901	103/876
FUMBLES/LOST	17/10	23/10
TOUCHDOWNS	35	32
Rushing/Passing	15/18	11/19
Defensive/Kicking Game	1/1	1/1
TIME OF POSSESSION	30:39	29:21

SCORE BY PERIODS	1	2	3	4	OT	Total
CHIEFS TOTAL	61	108	38	90	0	297
Opp. Total	81	76	72	71	0	300





13-3 • 1st AFC West • Marty Schottenheimer

Preseason (3-1)

8/5	W	37-21	WASHINGTON	70,807
8/11	L	17-22	at Arizona	37,622
8/19	W	36-10	BUFFALO	76,299
8/26	W	17-13	at Minnesota	39,349

Regular Season (13-3)

9/3	W	34-10	at Seattle	54,062
9/10	W	20-17 OT	N.Y. GIANTS	77,962
9/17	W	23-17 OT	OAKLAND	78,696
9/24	L	17-35	at Cleveland	74,280
10/1	W	24-3	at Arizona	50,211
10/9	W	29-23 OT	SAN DIEGO (Mon) (N)	79,288
10/15	W	31-26	NEW ENGLAND	77,992
10/22	W	21-7	at Denver	71,044
11/5	W	24-3	WASHINGTON	77,821
11/12	W	22-7	at San Diego	59,285
11/19	W	20-13	HOUSTON (N)	77,576
11/23	L	12-24	at Dallas (Thur) (Thks)	64,901
12/3	W	29-23	at Oakland	53,930
12/11	L	6-13	at Miami (Mon) (N)	70,321
12/17	W	20-17	DENVER	75,061
12/24	W	26-3	SEATTLE	75,784

AFC Divisional Playoff Game

1/7	L	7-10	INDIANAPOLIS (Sat)	77,594
-----	---	------	--------------------	--------

INDIVIDUAL STATISTICS

	Att.	Cmp.	PASSING			Int	LG	Rating
			Yds.	Pct.	TD			
Bono	520	293	3121	56.3	21	10	60t	79.5
Gannon	11	7	57	63.6	0	0	18	76.7
CHIEFS TOTALS	531	300	3178	56.5	21	10	60t	79.4
Opp. Total	596	329	3569	55.2	16	16	49	70.8

	No.	PASS RECEIVING		LG	TD
		Yds.	Avg.		
Anders	55	349	6.3	28	1
Cash	42	419	10.0	38t	1
Dawson	40	513	12.8	45t	5
Slaughter	34	514	15.1	38	4
W. Davis	33	527	16.0	60t	5
Allen	27	210	7.8	20	0
Walker	25	205	8.2	18t	1
Hughes	14	103	7.4	16	1
Vanover	11	231	21.0	57	2
Thompson	9	37	4.1	7	0
Hill	7	45	6.4	13	0
Bennett	1	12	12.0	12	0
Penn	1	12	12.0	12	0
Valerio	1	1	1.0	1t	1
CHIEFS TOTALS	300	3178	10.6	60t	21
Opp. Total	329	3569	10.8	49	16

	No.	RUSHING		LG	TD
		Yds.	Avg.		
Allen	207	890	4.3	38	5
Hill	155	667	4.3	27	1
Anders	58	398	6.9	44	2
Bono	28	113	4.0	76t	5
Thompson	28	73	2.6	10	0
Vanover	6	31	5.2	13	0
Gannon	8	25	3.1	12t	1
Richardson	8	18	2.3	5	0
Bennett	7	11	1.6	11	0
Hughes	1	5	5.0	5	0
Dawson	1	-9	-9.0	-9	0
CHIEFS TOTALS	507	2222	4.4	76t	14
Opp. Total	404	1327	3.3	27	7

TEAM LEADERS

Scoring: Lin Elliott 106 pts: 34 PATs, 24 FGs
INTs: Dale Carter 4-45 yds., 0 TDs
Tackles: Tracy Simien 106 (75 solo)
Sacks: Neil Smith 12.0 (-82.0 yds.)
Punting: Louie Aguiar 91-3990 yds., 43.8 avg., 29 In 20, 65 LG
Punt Returns: Tamarick Vanover 51-540 yds., 10.6 avg., 1 TD
Kickoff Returns: Tamarick Vanover 43-1095 yds., 25.5 avg., 2 TDs

LEAGUE STANDINGS



AMERICAN FOOTBALL CONFERENCE

Western Division

Team	W	L	T	Pct.
Kansas City	13	3	0	.813
San Diego †	9	7	0	.563
Denver	8	8	0	.500
Seattle	8	8	0	.500
Oakland	8	8	0	.500

Central Division

Team	W	L	T	Pct.
Pittsburgh	11	5	0	.689
Cincinnati	7	9	0	.438
Houston	7	9	0	.438
Cleveland	5	11	0	.313
Jacksonville	4	12	0	.250

Eastern Division

Team	W	L	T	Pct.
Buffalo	10	6	0	.625
Indianapolis †	9	7	0	.563
Miami †	9	7	0	.563
New England	6	10	0	.375
N.Y. Jets	3	13	0	.188



NATIONAL FOOTBALL CONFERENCE

Western Division

Team	W	L	T	Pct.
San Francisco	11	5	0	.689
Atlanta †	9	7	0	.563
St. Louis	7	9	0	.438
Carolina	7	9	0	.438
New Orleans	7	9	0	.438

Central Division

Team	W	L	T	Pct.
Green Bay	11	5	0	.689
Detroit †	10	6	0	.625
Chicago	9	7	0	.563
Minnesota	8	8	0	.500
Tampa Bay	7	9	0	.438

Eastern Division

Team	W	L	T	Pct.
Dallas	12	4	0	.750
Philadelphia †	10	6	0	.615
Washington	6	10	0	.375
N.Y. Giants	5	11	0	.313
Arizona	4	12	0	.250

AFL Championship: Pittsburgh 20, Indianapolis 16

NFL Championship: Dallas 38, Green Bay 27

Super Bowl XXX: Dallas 27, Pittsburgh 17

REGULAR STARTERS

OFFENSE

WR	Lake Dawson
	Webster Slaughter
LT	John Alt
LG	Dave Szott
C	Tim Grunhard
RG	Will Shields
RT	Ricky Siglar
	Jeff Criswell
TE	Keith Cash
	Derrick Walker
WR	Willie Davis
QB	Steve Bono
FB	Kimble Anders
RB	Marcus Allen
K	Lin Elliott

DEFENSE

LE	Neil Smith
LT	Joe Phillips
RT	Dan Saleaumua
RE	Vaughn Booker
	Darren Mickell
LOLB	George Jamison
MLB	Tracy Simien
ROLB	Derrick Thomas
LCB	Dale Carter
RCB	James Hasty
SS	Brian Washington
FS	Mark Collins
P	Louie Aguiar

PRO BOWLERS IN BOLD

TEAM STATISTICS

	CHIEFS	OPP.
TOTAL FIRST DOWNS	295	289
Rushing/Passing/Penalty	113/164/18	83/178/28
3rd Down: Made/Att.	82/231	78/229
3rd Down Pct.	35.5	34.1
4th Down: Made/Att.	15/22	7/18
4th Down Pct.	68.2	38.9
TOTAL NET YARDS	5242	4549
Avg. Per Game	327.6	284.3
Total Plays	1059	1047
Avg. Per Play	4.9	4.3
NET YARDS RUSHING	2222	1327
Avg. Per Game	138.9	82.9
Total Rushes	507	404
Avg. Per Play	4.4	3.3
NET YARDS PASSING	3020	3222
Avg. Per Game	188.8	201.4
Sacked/Yards Lost	21/158	47/347
Gross Yards	317.8	358.9
Attempts/Completions	531/300	596/329
Pct. of Completions	56.5	55.2
Had Intercepted	10	16
PUNTS/AVERAGE	91/43.8	102/41.8
Net Punting Avg.	36.5	35.1
PUNT RETURNS/YARDS	58/561	42/433
KICKOFF RETURNS/YARDS	55/1306	71/1448
PENALTIES/YARDS	116/851	106/828
FUMBLES/LOST	17/11	35/17
TOUCHDOWNS	42	26
Rushing/Passing	14/21	7/16
Defensive/Kicking Game	4/3	5/0
TIME OF POSSESSION	31:08	28:52

SCORE BY PERIODS	1	2	3	4	OT	Total
CHIEFS TOTAL	70	120	56	97	15	358
Opp. Total	68	59	29	85	0	241





9-7 • 2nd AFC West • Marty Schottenheimer

Preseason (2-3)

7/31	W	24-17	HOUSTON	70,732
8/7	L	9-17	at Minnesota (Tokyo, Japan)	49,555
8/12	W	17-14	at Washington	40,778
8/22	L	18-21	CHICAGO	75,114
8/26	L	3-24	at Buffalo	46,166

Regular Season (9-7)

9/4	W	30-17	at New Orleans	69,362
9/11	W	24-17	SAN FRANCISCO	79,907
9/18	W	30-10	at Atlanta (N)	67,357
9/25	L	0-16	L.A. RAMS	78,184
10/9	L	6-20	at San Diego	62,923
10/17	W	31-28	at Denver (Mon) (N)	75,151
10/23	W	38-23	SEATTLE	78,847
10/30	L	10-44	at Buffalo	79,501
11/6	W	13-3	L.A. RAIDERS (N)	78,709
11/13	L	13-14	SAN DIEGO	78,997
11/20	W	20-13	CLEVELAND	69,121
11/27	L	9-10	at Seattle	54,120
12/4	L	17-20 OT	DENVER	77,831
12/12	L	28-45	at Miami (Mon) (N)	71,578
12/18	W	31-9	HOUSTON	74,474
12/24	W	19-9	at L.A. Raiders (Sat)	64,130
AFC Wild Card Playoff Game				
12/31	L	17-27	at Miami (Sat)	67,487

INDIVIDUAL STATISTICS

	PASSING							
	Att.	Cmp.	Yds.	Pct.	TD	Int	LG	Rating
Montana	493	299	3283	60.6	16	9	57t	83.6
Bono	117	66	796	56.4	4	4	62t	74.6
Blundin	5	1	13	20.0	0	1	13	0.0
CHIEFS TOTALS	615	366	4092	59.5	20	14	62t	80.8
Opp. Total	504	300	3500	59.5	23	12	72t	85.9

	PASS RECEIVING				
	No.	Yds.	Avg.	LG	TD
Anders	67	525	7.8	30	1
W. Davis	51	822	16.1	62t	5
Birden	48	637	13.3	44	4
Allen	42	349	8.3	38	0
Dawson	37	537	14.5	50	2
D. Walker	36	382	10.6	57t	2
Martin	21	307	14.6	61	1
Cash	19	192	10.1	31	2
Hill	16	92	5.8	21	0
Hughes	7	80	11.4	22	0
Bennett	7	53	7.6	15	0
Greene	6	69	11.5	20	1
Penn	3	24	8.0	13	0
Dickerson	2	11	5.5	6	0
Johnson	2	7	3.5	5	0
Valerio	2	5	2.5	4t	2
CHIEFS TOTALS	366	4092	11.2	62t	20
Opp. Total	300	3500	11.7	72t	23

	RUSHING				
	No.	Yds.	Avg.	LG	TD
Allen	189	709	3.8	36t	7
Hill	141	574	4.1	20	1
Anders	62	231	3.7	19	2
Bennett	46	178	3.9	17	2
Dawson	3	24	8.0	13	0
Montana	18	17	0.9	13	0
Dickerson	1	0	0.0	0	0
Bono	4	-1	-0.2	2	0
CHIEFS TOTALS	464	1732	3.7	36t	12
Opp. Total	446	1734	3.9	60	11

TEAM LEADERS

Scoring: Lin Elliott 105 pts: 30 PATs, 25 FGs
INTs: Charles Mincy 3-49 yds., 0 TDs
Tackles: Tracy Simien 99 (65 solo)
Sacks: Neil Smith 11.5 (-89.0 yds.)
Punting: Louie Aguiar 85-3582 yds., 42.1 avg., 15 In 20, 61 LG
Punt Returns: Danan Hughes 27-192 yds., 7.1 avg., 0 TDs
Kickoff Returns: Ron Dickerson 21-472 yds., 22.5 avg., 1 TD

LEAGUE STANDINGS



AMERICAN FOOTBALL CONFERENCE

Western Division				
	W	L	T	Pct.
San Diego	11	5	0	.699
Kansas City †	9	7	0	.563
L.A. Raiders	9	7	0	.563
Denver	7	9	0	.438
Seattle	6	10	0	.375
Central Division				
	W	L	T	Pct.
Pittsburgh	12	4	0	.750
Cleveland †	11	5	0	.688
Cincinnati	3	13	0	.188
Houston	2	14	0	.125
Eastern Division				
	W	L	T	Pct.
Miami	10	6	0	.625
New England †	10	6	0	.625
Indianapolis	8	8	0	.500
Buffalo	7	9	0	.438
N.Y. Jets	6	10	0	.375



NATIONAL FOOTBALL CONFERENCE

Western Division				
	W	L	T	Pct.
San Francisco	13	3	0	.813
New Orleans	7	9	0	.438
Atlanta	7	9	0	.438
L.A. Rams	4	12	0	.250
Central Division				
	W	L	T	Pct.
Minnesota	10	6	0	.625
Green Bay †	9	7	0	.563
Detroit †	9	7	0	.563
Chicago †	9	7	0	.563
Tampa Bay	6	10	0	.375
Eastern Division				
	W	L	T	Pct.
Dallas	12	4	0	.750
N.Y. Giants	9	7	0	.563
Arizona	8	8	0	.500
Philadelphia	7	9	0	.438
Washington	3	13	0	.188

AFL Championship: San Diego 17, Pittsburgh 13
NFL Championship: San Francisco 38, Dallas 28
Super Bowl XXIX: San Francisco 49, San Diego 26

REGULAR STARTERS

OFFENSE		DEFENSE	
WR	J.J. Birden	LE	Neil Smith
LT	John Alt	LT	Joe Phillips
LG	Dave Szott	RT	Dan Saleaumua
C	Tim Grunhard	RE	Darren Mickell
RG	Will Shields	LOLB	Derrick Thomas
RT	Ricky Siglar	MLB	Tracy Simien
	Derrick Graham	ROLB	George Jamison
TE	Keith Cash	LCB	Mark Collins
	Derrick Walker	RCB	Dale Carter
WR	Willie Davis	SS	David Whitmore
QB	Joe Montana	FS	William White
FB	Kimble Anders	P	Louie Aguiar
RB	Marcus Allen		
K	Lin Elliott		

PRO BOWLERS IN BOLD

TEAM STATISTICS

	CHIEFS	OPP.
TOTAL FIRST DOWNS	322	289
Rushing/Passing/Penalty	97/211/14	93/164/32
3rd Down: Made/Att.	94/238	80/212
3rd Down Pct.	39.5	37.7
4th Down: Made/Att.	12/23	8/14
4th Down Pct.	52.2	57.1
TOTAL NET YARDS	5692	5000
Avg. Per Game	355.8	312.5
Total Plays	1098	989
Avg. Per Play	5.2	5.1
NET YARDS RUSHING	1732	1734
Avg. Per Game	108.3	108.4
Total Rushes	464	446
Avg. Per Play	3.7	3.9
NET YARDS PASSING	3960	3266
Avg. Per Game	247.5	204.1
Sacked/Yards Lost	19/132	39/234
Gross Yards	4092	3500
Attempts/Completions	615/366	504/300
Pct. of Completions	59.5	59.5
Had Intercepted	14	12
PUNTS/AVERAGE	85/42.1	85/45.0
Net Punting Avg.	34.5	38.9
PUNT RETURNS/YARDS	43/316	50/506
KICKOFF RETURNS/YARDS	55/1300	63/1447
PENALTIES/YARDS	127/911	119/925
FUMBLES/LOST	21/12	36/26
TOUCHDOWNS	34	35
Rushing/Passing	12/20	11/23
Defensive/Kicking Game	1/1	1/0
TIME OF POSSESSION	30:55	29:05

SCORE BY PERIODS	1	2	3	4	OT	Total
CHIEFS TOTAL	52	92	79	96	0	319
Opp. Total	40	84	72	99	3	298





10-6 • 2nd AFC West • Marty Schottenheimer

Preseason (1-3)

8/8	L	13-21	at Green Bay	54,322
8/15	L	0-30	at Minnesota	38,132
8/24	W	35-0	BUFFALO	71,481
8/28	L	10-21	INDIANAPOLIS	65,557

Regular Season (10-6)

9/6	W	24-10	at San Diego	45,024
9/13	W	26-7	SEATTLE	75,125
9/20	L	20-23 OT	at Houston	60,955
9/28	W	27-7	L.A. RAIDERS (Mon) (N)	77,486
10/4	L	19-20	at Denver	75,629
10/11	W	24-17	PHILADELPHIA	76,626
10/18	L	10-17	at Dallas	64,115
10/25	L	3-27	PITTSBURGH (N)	76,175
11/8	W	16-14	SAN DIEGO	72,826
11/15	W	35-16	WASHINGTON	75,238
11/22	W	24-14	at Seattle (N)	49,867
11/29	W	23-7	at N.Y. Jets	57,375
12/6	L	7-28	at L.A. Raiders	45,227
12/13	W	27-20	NEW ENGLAND	52,208
12/19	L	21-35	at N.Y. Giants (Sat)	53,427
12/27	W	42-20	DENVER	76,240

AFC Wild Card Playoff Game

1/2	L	0-17	at San Diego (Sat)	58,278
-----	---	------	--------------------	--------

INDIVIDUAL STATISTICS

	PASSING							
	Att.	Cmp.	Yds.	Pct.	TD	Int	LG	Rating
Krieg	413	230	3115	55.7	15	12	77t	79.9
CHIEFS TOTALS	413	230	3115	55.7	15	12	77t	79.9
Opp. Total	458	253	2928	55.2	19	24	62	66.7

	PASS RECEIVING				
	No.	Yds.	Avg.	LG	TD
McNair	44	380	8.6	36	1
Birden	42	644	15.3	72t	3
Davis	36	756	21.0	74t	3
Barnett	24	442	18.4	77t	4
F. Jones	18	265	14.7	56	0
Hargain	17	205	12.1	25	0
Cash	12	113	9.4	19	2
Word	9	80	8.9	22	0
Hayes	9	77	8.6	21	2
Anders	5	65	13.0	28	0
Harry	5	46	9.2	13	0
Williams	5	24	4.8	12	0
B. Jones	2	6	3.0	5	0
Dyal	1	7	7.0	7	0
Okoye	1	5	5.0	5	0
CHIEFS TOTALS	230	3115	13.5	77t	15
Opp. Total	253	2928	11.6	62	19

	RUSHING				
	No.	Yds.	Avg.	LG	TD
Word	163	607	3.7	44t	4
Okoye	144	448	3.1	22	6
Williams	78	262	3.4	11	1
McNair	21	124	5.9	30	1
Krieg	37	74	2.0	17	2
Harry	1	27	27.0	27	0
Anders	1	1	1.0	1	0
Davis	1	-11	-11.0	-11	0
CHIEFS TOTALS	446	1532	3.4	44t	14
Opp. Total	441	1787	4.1	40t	12

TEAM LEADERS

Scoring: Nick Lowery 105 pts: 39 PATS, 22 FGs
INTs: Dale Carter 7-65 yds., 1 TD
Tackles: Tracy Simien 97 (56 solo)
Sacks: Neil Smith 14.5 (-114.5 yds.)
 Derrick Thomas 14.5 (-113.0 yds.)
Punting: Bryan Barker 75-3245 yds., 43.3 avg., 16 In 20, 65 LG
Punt Returns: Dale Carter 38-398 yds., 10.5 avg., 2 TDs
Kickoff Returns: Harvey Williams 21-405 yds., 19.3 avg., 0 TDs

LEAGUE STANDINGS



AMERICAN FOOTBALL CONFERENCE

Western Division				
	W	L	T	Pct.
San Diego	11	5	0	.699
Kansas City †	10	6	0	.625
Denver	8	8	0	.500
L.A. Raiders	7	9	0	.438
Seattle	2	14	0	.125
Central Division				
	W	L	T	Pct.
Pittsburgh	11	5	0	.688
Houston †	10	6	0	.352
Cleveland	7	9	0	.438
Cincinnati	5	11	0	.313
Eastern Division				
	W	L	T	Pct.
Miami	11	5	0	.688
Buffalo †	11	5	0	.688
Indianapolis	9	7	0	.563
N.Y. Jets	4	12	0	.250
New England	2	14	0	.125



NATIONAL FOOTBALL CONFERENCE

Western Division				
	W	L	T	Pct.
San Francisco	14	2	0	.875
New Orleans †	12	4	0	.750
Atlanta	6	10	0	.375
L.A. Rams	6	10	0	.375
Central Division				
	W	L	T	Pct.
Minnesota	11	5	0	.688
Green Bay	9	7	0	.563
Tampa Bay	5	11	0	.313
Chicago	5	11	0	.313
Detroit	5	11	0	.313
Eastern Division				
	W	L	T	Pct.
Dallas	13	3	0	.813
Philadelphia †	11	5	0	.688
Washington †	9	7	0	.563
N.Y. Giants	6	10	0	.375
Phoenix	4	12	0	.250

AFL Championship: Buffalo 29, Miami 10
NFL Championship: Dallas 30, San Francisco 20
Super Bowl XXVII: Dallas 52, Buffalo 17

REGULAR STARTERS

OFFENSE

WR	J.J. Birden
LT	John Alt
LG	Dave Szott
C	Tim Grunhard
RG	Dave Lutz
RT	Rich Baldinger
TE	Jonathan Hayes
WR	Willie Davis
QB	Dave Krieg
TE	Keith Cash
RB	Barry Word
RB	Bill Jones
K	Nick Lowery

DEFENSE

LE	Neil Smith
NT	Dan Saleaumua
DT	Joe Phillips
RE	Leonard Griffin
LOLB	Chris Martin
LILB	Ervin Randle
MLB	Tracy Simien
ROLB	Derrick Thomas
LCB	Kevin Ross
RCB	Albert Lewis
	Dale Carter
SS	Martin Bayless
FS	Charles Mincy
P	Bryan Barker

PRO BOWLERS IN BOLD

TEAM STATISTICS

	CHIEFS	OPP.
TOTAL FIRST DOWNS	246	256
Rushing/Passing/Penalty	87/134/25	97/145/14
3rd Down: Made/Att.	71/207	73/205
3rd Down Pct.	34.3	35.6
4th Down: Made/Att.	5/14	6/11
4th Down Pct.	35.7	54.5
TOTAL NET YARDS	4324	4324
Avg. Per Game	270.3	270.3
Total Plays	907	949
Avg. Per Play	4.8	4.6
NET YARDS RUSHING	1532	1787
Avg. Per Game	95.8	111.7
Total Rushes	446	441
Avg. Per Play	3.4	4.1
NET YARDS PASSING	2792	2537
Avg. Per Game	174.5	158.6
Sacked/Yards Lost	48/323	50/391
Gross Yards	3115	2928
Attempts/Completions	413/230	458/253
Pct. of Completions	55.7	55.2
Had Intercepted	12	24
PUNTS/AVERAGE	86/42.2	80/43.1
Net Punting Avg.	35.4	36.0
PUNT RETURNS/YARDS	39/402	40/328
KICKOFF RETURNS/YARDS	39/722	64/1203
PENALTIES/YARDS	82/675	124/959
FUMBLES/LOST	28/9	34/15
TOUCHDOWNS	40	34
Rushing/Passing	14/15	12/19
Defensive/Kicking Game	8/3	1/2
TIME OF POSSESSION	29:37	30:23

SCORE BY PERIODS	1	2	3	4	OT	Total
CHIEFS TOTAL	53	128	66	101	0	348
Opp. Total	68	57	64	90	3	282





8-7-1 • 2nd AFC West • Marty Schottenheimer

Preseason (1-3)

8/12	L	13-23	at Minnesota (Memphis, TN)	63,528
8/20	L	7-45	N.Y. GIANTS	36,820
8/27	W	22-17	at Chicago	56,343
9/1	L	13-15 OT	N.Y. JETS	41,105

Regular Season (8-7-1)

9/10	L	20-34	at Denver	74,284
9/17	W	24-19	L.A. RAIDERS	71,741
9/24	L	6-21	at San Diego	40,128
10/1	L	17-21	CINCINNATI	61,356
10/8	W	20-16	at Seattle	60,715
10/15	L	14-20	at L.A. Raiders	40,453
10/22	W	36-28	DALLAS	76,841
10/29	L	17-23	at Pittsburgh	54,194
11/5	W	20-10	SEATTLE	54,489
11/12	L	13-16	DENVER	76,245
11/19	T	10-10 OT	at Cleveland	77,922
11/26	W	34-0	HOUSTON	51,342
12/3	W	26-21	MIAMI	54,610
12/10	W	21-3	at Green Bay	56,694
12/17	L	13-20	SAN DIEGO	40,623
12/24	W	27-24	at Miami	43,612

INDIVIDUAL STATISTICS

	Att.	Cmp.	PASSING Yds.	Pct.	TD	Int	LG	Rating
DeBerg	324	196	2529	60.5	11	16	50	75.8
Jaworski	61	36	385	59.0	2	5	32	54.3
Pelluer	47	26	301	55.3	1	0	24	82.0
Elkins	2	1	5	50.0	0	1	5	16.7
Saxon	1	0	0	0.0	0	1	0	0.0
CHIEFS TOTALS	435	259	3220	59.5	14	23	50	71.2
Opp. Total	471	236	2821	50.1	16	15	64t	66.8

PASS RECEIVING

	No.	Yds.	Avg.	LG	TD
Paige	44	759	17.3	50	2
Mandley	35	476	13.6	44	1
McNair	34	372	10.9	24	1
Harry	33	430	13.0	25	2
Heard	25	246	9.8	27	1
Weathers	17	192	11.3	27	0
Hayes	18	229	12.7	23	2
Saxon	11	86	7.8	18	0
Dressel	9	136	15.1	49t	1
R. Thomas	8	58	7.3	12	2
Roberts	8	55	6.9	25	1
Carson	7	95	13.6	28	1
Worthen	5	69	13.8	21	0
Okoye	2	12	6.0	8	0
Gamble	2	2	1.0	6	0
Carruth	1	3	3.0	3	0
CHIEFS TOTALS	259	3220	12.4	50	14
Opp. Total	236	2821	12.0	64t	16

RUSHING

	No.	Yds.	Avg.	LG	TD
Okoye	370	1480	4.0	59	12
Saxon	58	233	4.0	19	3
Heard	63	216	3.4	28	0
Pelluer	17	143	8.4	27	2
McNair	23	121	5.3	25	0
Gamble	6	24	4.0	20	1
Harry	1	9	9.0	9	0
Jaworski	4	5	1.3	4	0
Agee	1	3	3.0	3	0
Mandley	2	1	0.5	8	0
DeBerg	14	-8	-0.6	15	0
CHIEFS TOTALS	559	2227	4.0	59	18
Opp. Total	445	1766	4.0	63t	9

TEAM LEADERS

Scoring: Nick Lowery 106 pts: 34 PATs, 24 FGs
INTs: Albert Lewis 4-37 yds., 0 TDs
 Kevin Ross 4-29 yds., 0 TDs
Tackles: Deron Cherry 87 (45 solo)
Sacks: Derrick Thomas 10.0 (-95.5 yds.)
Punting: Kelly Goodburn 67-2688 yds., 40.1 avg., 25 In 20, 54 LG
Punt Returns: Pete Mandley 19-151 yds., 7.9 avg., 0 TDs
Kickoff Returns: Danny Copeland 26-466 yds., 17.9 avg., 0 TDs

LEAGUE STANDINGS



AMERICAN FOOTBALL CONFERENCE

Western Division

	W	L	T	Pct.
Denver	11	5	0	.688
Kansas City	8	7	1	.531
L.A. Raiders	8	8	0	.500
Seattle	7	9	0	.438
San Diego	6	10	0	.375

Central Division

	W	L	T	Pct.
Cleveland	9	6	1	.594
Houston †	9	7	0	.563
Pittsburgh †	9	7	0	.563
Cincinnati	8	8	0	.500

Eastern Division

	W	L	T	Pct.
Buffalo	9	7	0	.563
Indianapolis	8	8	0	.500
Miami	8	8	0	.500
New England	5	11	0	.313
N.Y. Jets	4	12	0	.250



NATIONAL FOOTBALL CONFERENCE

Western Division

	W	L	T	Pct.
San Francisco	14	2	0	.875
L.A. Rams †	11	5	0	.688
New Orleans	9	7	0	.563
Atlanta	3	13	0	.188

Central Division

	W	L	T	Pct.
Minnesota	10	6	0	.625
Green Bay	10	6	0	.625
Detroit	7	9	0	.438
Chicago	6	10	0	.375
Tampa Bay	5	11	0	.313

Eastern Division

	W	L	T	Pct.
N.Y. Giants	12	4	0	.750
Philadelphia †	11	5	0	.688
Washington	10	6	0	.625
Phoenix	5	11	0	.313
Dallas	1	15	0	.063

AFL Championship: Denver 37, Cleveland 21
NFL Championship: San Francisco 30, L.A. Rams 3
Super Bowl XXIV: San Francisco 55, Denver 10

REGULAR STARTERS

OFFENSE

WR	Pete Mandley
LT	John Alt
LG	Mark Adickes
C	Mike Webster
RG	Dave Lutz
RT	Irv Eatman
TE	Jonathan Hayes
WR	Stephone Paige
QB	Steve DeBerg
RB	Christian Okoye
RB	Herman Heard
K	Nick Lowery

DEFENSE

LE	Neil Smith
NT	Bill Maas
	Dan Saleaumua
RE	Mike Bell
	Leonard Griffin
LOLB	Chris Martin
LILB	Walker Lee Ashley
RILB	Dino Hackett
ROLB	Derrick Thomas
LCB	Albert Lewis
RCB	Kevin Ross
SS	Kevin Porter
FS	Deron Cherry
P	Kelly Goodburn

PRO BOWLERS IN BOLD

TEAM STATISTICS

	CHIEFS	OPP.
TOTAL FIRST DOWNS	304	252
Rushing/Passing/Penalty	120/165/19	92/140/20
3rd Down: Made/Att.	88/208	81/211
3rd Down Pct.	42.3	38.4
4th Down: Made/Att.	6/9	8/15
4th Down Pct.	66.7	53.3
TOTAL NET YARDS	5265	4293
Avg. Per Game	329.1	268.3
Total Plays	1017	952
Avg. Per Play	5.2	4.5
NET YARDS RUSHING	2227	1766
Avg. Per Game	139.2	110.4
Total Rushes	559	445
Avg. Per Play	4.0	4.0
Net Yards Passing	3038	2527
Avg. Per Game	189.9	157.9
Sacked/Yards Lost	23/182	36/294
Gross Yards	3220	2821
Attempts/Completions	435/259	471/236
Pct. of Completions	59.5	50.1
Had Intercepted	23	15
PUNTS/AVERAGE	67/40.1	82/39.1
Net Punting Avg.	33.8	32.9
PUNT RETURNS/YARDS	44/331	40/325
KICKOFF RETURNS/YARDS	52/915	55/1156
PENALTIES/YARDS	116/878	102/797
FUMBLES/LOST	32/18	32/18
TOUCHDOWNS	35	32
Rushing/Passing	18/14	9/16
Defensive/Kicking Game	2/1	5/2
TIME OF POSSESSION	32:35	27:25

SCORE BY PERIODS	1	2	3	4	OT	Total
CHIEFS TOTAL	67	137	53	61	0	318
Opp. Total	74	83	47	82	0	286





4-11-1 • 5th AFC West • Frank Gansz

Preseason (2-1-1)

8/6	W	34-21	CINCINNATI	31,947
8/13	W	27-13	at Atlanta	23,369
8/19	T	21-21 OT	at Green Bay (Milwaukee, WI)	32,361
8/25	L	21-41	PHOENIX	36,883

Regular Season (4-11-1)

9/4	L	3-6	CLEVELAND	55,654
9/11	L	10-31	at Seattle	61,512
9/18	W	20-13	DENVER	63,268
9/25	L	23-24	SAN DIEGO	45,498
10/2	T	17-17 OT	at N.Y. Jets	66,110
10/9	L	6-7	at Houston	39,134
10/16	L	17-27	L.A. RAIDERS	77,078
10/23	L	6-7	DETROIT	66,926
10/30	L	10-17	at L.A. Raiders	36,103
11/6	L	11-17	at Denver	74,227
11/13	W	31-28	CINCINNATI	34,614
11/20	W	27-24	SEATTLE	33,152
11/27	L	10-16	at Pittsburgh	42,057
12/4	W	38-34	N.Y. JETS	30,059
12/11	L	12-28	at N.Y. Giants	69,809
12/18	L	13-24	at San Diego	26,339

INDIVIDUAL STATISTICS

	Att.	Cmp.	PASSING			Int	LG	Rating
			Yds.	Pct.	TD			
DeBerg	414	224	2935	54.1	16	16	80t	73.5
Kenney	114	58	549	50.9	0	5	25	46.3
CHIEFS TOTALS	528	282	3484	53.4	16	21	80t	67.6
Opp. Total	410	214	2591	52.2	12	18	42t	63.4

	No.	PASS RECEIVING		LG	TD
		Yds.	Avg.		
Paige	61	902	14.8	49	7
Palmer	53	611	11.5	71t	4
Carson	46	711	15.5	80t	3
Harry	26	362	13.9	38	1
Hayes	22	233	10.6	25	1
Heard	20	198	9.9	32	0
Saxon	19	177	9.3	22	0
Roberts	10	104	10.4	20	0
Taylor	9	105	11.7	36	0
Okoye	8	51	6.4	12	0
Moriarty	6	40	6.7	12	0
Colbert	1	-3	-3.0	-3	0
Gamble	1	-7	-7.0	-7	0
CHIEFS TOTALS	282	3484	12.4	80t	16
Opp. Total	214	2591	12.1	42t	12

	No.	RUSHING		LG	TD
		Yds.	Avg.		
Okoye	105	473	4.5	48	3
Palmer	134	452	3.4	26t	2
Heard	106	438	4.1	20	0
Saxon	60	236	3.9	14	2
Moriarty	20	62	3.1	9	0
DeBerg	18	30	1.7	13	1
Goodburn	1	15	15.0	15	0
Kenney	2	4	2.0	2	0
Taylor	1	2	2.0	2	0
Carson	1	1	1.0	1	0
CHIEFS TOTALS	448	1713	3.8	48	8
Opp. Total	609	2592	4.3	36	23

TEAM LEADERS

Scoring: Nick Lowery 104 pts: 23 PATs, 27 FGs
INTs: Deron Cherry 7-51 yds., 0 TDs
Tackles: Deron Cherry 151 (90 solo)
Sacks: Bill Maas 4.0 (-34.0 yds.)
Punting: Kelly Goodburn 76-3059 yds., 40.3 avg., 10 In 20, 59 LG
Punt Returns: Kitrick Taylor 29-187 yds., 6.4 avg., 0 TDs
Kickoff Returns: Kenny Gamble 15-291 yds., 19.4 avg., 0 TDs

LEAGUE STANDINGS



AMERICAN FOOTBALL CONFERENCE

Western Division				
	W	L	T	Pct.
Seattle	9	7	0	.563
Denver	8	8	0	.500
L.A. Raiders	7	9	0	.438
San Diego	6	10	0	.375
Kansas City	4	11	1	.281
Central Division				
	W	L	T	Pct.
Cincinnati	12	4	0	.750
Cleveland †	10	6	0	.625
Houston †	10	6	0	.625
Pittsburgh	5	11	0	.313
Eastern Division				
	W	L	T	Pct.
Buffalo	12	4	0	.750
Indianapolis	9	7	0	.563
New England	9	7	0	.563
N.Y. Jets	8	7	1	.531
Miami	6	10	0	.375



NATIONAL FOOTBALL CONFERENCE

Western Division				
	W	L	T	Pct.
San Francisco	10	6	0	.625
L.A. Rams †	10	6	0	.625
New Orleans	10	6	0	.625
Atlanta	5	11	0	.313
Central Division				
	W	L	T	Pct.
Chicago	12	4	0	.750
Minnesota †	11	5	0	.688
Tampa Bay	5	11	0	.313
Detroit	4	12	0	.250
Green Bay	4	12	0	.250
Eastern Division				
	W	L	T	Pct.
Philadelphia	10	6	0	.625
N.Y. Giants	10	6	0	.625
Washington	7	9	0	.438
Phoenix	7	9	0	.438
Dallas	3	13	0	.188

AFL Championship: Cincinnati 21, Buffalo 10
NFL Championship: San Francisco 28, Chicago 3
Super Bowl XXIII: San Francisco 20, Cincinnati 16

REGULAR STARTERS

OFFENSE		DEFENSE	
WR	Carlos Carson	LE	Leonard Griffin
LT	John Alt		Neil Smith
LG	Rich Baldinger	NT	Bill Maas
C	Tom Baugh	RE	Mike Bell
RG	Mark Adickes	LOLB	Jack Del Rio
RT	Irv Eatman	LILB	Aaron Pearson
TE	Alfredo Roberts	RILB	Dino Hackett
	Jonathan Hayes	ROLB	Tim Coffield
WR	Stephone Paige	LCB	Albert Lewis
QB	Steve DeBerg	RCB	Kevin Ross
RB	Christian Okoye	SS	Lloyd Burruss
RB	Paul Palmer		Kevin Porter
K	Nick Lowery	FS	Deron Cherry
		P	Kelly Goodburn

PRO BOWLERS IN BOLD

TEAM STATISTICS

	CHIEFS	OPP.
TOTAL FIRST DOWNS	289	318
Rushing/Passing/Penalty	104/161/24	162/136/20
3rd Down: Made/Att.	88/224	94/209
3rd Down Pct.	39.3	45.0
4th Down: Made/Att.	12/18	6/13
4th Down Pct.	66.7	46.2
TOTAL NET YARDS	4844	5026
Avg. Per Game	302.8	314.1
Total Plays	1019	1042
Avg. Per Play	4.8	4.8
NET YARDS RUSHING	1713	2592
Avg. Per Game	107.1	162.0
Total Rushes	448	609
Avg. Per Play	3.8	4.3
NET YARDS PASSING	3131	2434
Avg. Per Game	195.7	152.1
Sacked/Yards Lost	43/353	23/157
Gross Yards	3484	2591
Attempts/Completions	528/282	410/214
Pct. of Completions	53.4	52.2
Had Intercepted	21	18
PUNTS/AVERAGE	76/40.3	63/40.2
Net Punting Avg.	31.9	34.2
PUNT RETURNS/YARDS	32/215	48/473
KICKOFF RETURNS/YARDS	56/925	57/1380
PENALTIES/YARDS	85/636	106/854
FUMBLES/LOST	21/12	30/13
TOUCHDOWNS	24	39
Rushing/Passing	8/16	23/12
Defensive/Kicking Game	0/0	2/2
TIME OF POSSESSION	28:31	31:29

SCORE BY PERIODS	1	2	3	4	OT	Total
CHIEFS TOTAL	51	74	47	82	0	254
Opp. Total	77	118	52	73	0	320





10-6 • 2nd AFC West • John Mackovic

Preseason (2-2)

8/9	W	20-0	CINCINNATI	30,067
8/16	W	27-26	at St. Louis	30,305
8/23	L	6-13	BUFFALO	39,911
8/30	L	10-13	at New Orleans	47,945

Regular Season (10-6)

9/7	W	24-14	CINCINNATI	43,430
9/14	L	17-23	at Seattle	64,947
9/21	W	27-13	HOUSTON	43,699
9/28	W	20-17	at Buffalo	67,555
10/5	L	17-24	L.A. RAIDERS	74,430
10/12	L	7-20	at Cleveland	72,304
10/19	W	42-41	SAN DIEGO	55,767
10/26	W	27-20	TAMPA BAY	36,230
11/2	W	24-23	at San Diego	44,518
11/9	W	27-7	SEATTLE	53,268
11/16	L	17-38	at Denver	75,745
11/23	L	14-23	at St. Louis	29,680
11/30	L	14-17	BUFFALO	31,492
12/7	W	37-10	DENVER	47,019
12/14	W	20-17	at L.A. Raiders	68,771
12/21	W	24-19	at Pittsburgh	47,150

AFC Wild Card Playoff Game

12/28	L	15-35	at N.Y. Jets	69,307
-------	---	-------	--------------	--------

INDIVIDUAL STATISTICS

	Att.	Cmp.	PASSING			Int	LG	Rating
			Yds.	Pct.	TD			
Kenney	308	161	1922	52.3	13	11	56	70.8
Blackledge	211	96	1200	45.5	10	6	70t	67.6
Green	1	0	0	0	0	1	0	0.0
Marshall	1	0	0	0	0	0	0	39.6
CHIEFS TOTALS	521	257	3122	49.3	23	18	70t	68.5
Opp. Total	569	303	3555	53.3	21	31	51	62.1

	No.	PASS RECEIVING		LG	TD
		Yds.	Avg.		
Paige	52	829	15.9	51	11
Marshall	46	652	14.2	31	1
J. Smith	33	230	7.0	18	3
Carson	21	497	23.7	70t	4
Arnold	20	169	8.5	27	1
Green	19	137	7.2	17	0
Heard	17	83	4.9	13	0
Coffman	12	75	6.3	10	2
Harry	9	211	23.4	53	1
Hayes	8	69	8.6	16	0
Pruitt	8	56	7.0	13	0
Moriarty	7	51	7.3	19	0
Hancock	4	63	15.8	25	0
Kenney	1	0	0.0	0	0
CHIEFS TOTALS	257	3122	12.1	70t	23
Opp. Total	303	3555	11.7	51	21

	No.	RUSHING		LG	TD
		Yds.	Avg.		
Pruitt	139	448	3.2	16	2
Green	90	314	3.5	27	3
Heard	71	295	4.2	40	2
J. Smith	54	238	4.4	32	3
Moriarty	35	115	3.3	11	0
Blackledge	23	60	2.6	14	0
Kenney	18	0	0.0	9	0
Paige	2	-2	-1.0	12	0
CHIEFS TOTALS	432	1468	3.4	40	10
Opp. Total	485	1739	3.6	41t	13

TEAM LEADERS

Scoring: Nick Lowery 100 pts: 43 PATs 19 FGs
 INTs: Deron Cherry 9-150 yds., 0 TDs
 Tackles: Dino Hackett 140 (78 solo)
 Sacks: Art Still 10.5 (-77.0 yds.)
 Punting: Lewis Colbert 99-4033 yds., 40.7 avg., 23 In 20, 56 LG
 Punt Returns: Jeff Smith 29-245 yds., 8.4 avg., 0 TDs
 Kickoff Returns: Boyce Green 10-254 yds., 25.4 avg., 1 TD

LEAGUE STANDINGS



AMERICAN FOOTBALL CONFERENCE

Western Division

	W	L	T	Pct.
Denver	11	5	0	.688
Kansas City †	10	6	0	.625
Seattle	10	6	0	.625
L.A. Raiders	8	8	0	.500
San Diego	4	12	0	.250

Central Division

	W	L	T	Pct.
Cleveland	12	4	0	.750
Cincinnati	10	6	0	.625
Pittsburgh	6	10	0	.325
Houston	5	11	0	.313

Eastern Division

	W	L	T	Pct.
New England	11	5	0	.688
N.Y. Jets †	10	6	0	.625
Miami	8	8	0	.500
Buffalo	4	12	0	.250
Indianapolis	3	13	0	.188



NATIONAL FOOTBALL CONFERENCE

Western Division

	W	L	T	Pct.
San Francisco	10	5	1	.656
L.A. Rams †	10	6	0	.625
Atlanta	7	8	1	.469
New Orleans	7	9	0	.438

Central Division

	W	L	T	Pct.
Chicago	14	2	0	.875
Minnesota	9	7	0	.563
Detroit	5	11	0	.313
Green Bay	4	12	0	.250
Tampa Bay	2	14	0	.125

Eastern Division

	W	L	T	Pct.
N.Y. Giants	14	2	0	.875
Washington †	12	4	0	.750
Dallas	7	9	0	.438
Philadelphia	5	10	1	.344
St. Louis	4	11	1	.281

AFL Championship: Denver 23, Cleveland 20 OT

NFL Championship: N.Y. Giants 17, Washington 0

Super Bowl XXI: N.Y. Giants 39, Denver 20

REGULAR STARTERS

OFFENSE		DEFENSE	
WR	Carlos Carson	LE	Art Still
	Henry Marshall	NT	Bill Maas
LT	Irv Eatman	RE	Pete Koch
LG	Brad Budde	LOLB	Louis Cooper
C	Rick Donnalley	LILB	Dino Hackett
RG	Mark Adickes	RILB	Scott Radecic
RT	Dave Lutz	ROLB	Tim Cofield
TE	Walt Arnold	LCB	Albert Lewis
WR	Stephone Paige	RCB	Kevin Ross
QB	Todd Blackledge	SS	Lloyd Burruss
	Bill Kenney	FS	Deron Cherry
RB	Herman Heard	P	Lewis Colbert
RB	Mike Pruitt		
K	Nick Lowery		

PRO BOWLERS IN BOLD

TEAM STATISTICS

	CHIEFS	OPP.
TOTAL FIRST DOWNS	264	310
Rushing/Passing/Penalty	83/152/29	111/173/26
3rd Down: Made/Att.	74/220	80/224
3rd Down Pct.	33.6	35.7
4th Down: Made/Att.	5/9	7/16
4th Down Pct.	55.6	43.8
TOTAL NET YARDS	4218	4934
Avg. Per Game	263.6	308.4
Total Plays	1003	1098
Avg. Per Play	4.2	4.5
NET YARDS RUSHING	1468	1739
Avg. Per Game	91.8	108.7
Total Rushes	432	485
Avg. Per Play	3.4	3.6
NET YARDS PASSING	2750	3195
Avg. Per Game	171.9	199.7
Sacked/Yards Lost	50/372	44/360
Gross Yards	3122	3555
Attempts/Completions	521/257	569/303
Pct. of Completions	49.3	53.3
Had Intercepted	18	31
PUNTS/AVERAGE	99/40.7	83/37.0
Net Punting Avg.	33.7	30.9
PUNT RETURNS/YARDS	35/265	52/572
KICKOFF RETURNS/YARDS	56/1117	71/1278
PENALTIES/YARDS	96/824	114/965
FUMBLES/LOST	27/17	26/18
TOUCHDOWNS	43	38
Rushing/Passing	10/23	13/21
Returns: Off./Def./Kicking Game*	1/4/5	0/3/1
TIME OF POSSESSION	28:29	31:31

SCORE BY PERIODS	1	2	3	4	OT	Total
CHIEFS TOTAL	67	113	83	95	0	358
Opp. Total	49	121	90	66	0	326





6-10 • 5th AFC West • John Mackovic

Preseason (3-1)

8/10	W	35-27	at Cincinnati	41,115
8/17	L	13-31	NEW ENGLAND	35,162
8/24	W	24-19	at Houston	36,501
8/31	W	17-13	ST. LOUIS	38,618

Regular Season (6-10)

9/8	W	47-27	at New Orleans	57,760
9/12	W	36-20	L.A. RAIDERS (Thur) (N)	72,686
9/22	L	0-31	at Miami	69,791
9/29	W	28-7	SEATTLE	50,485
10/6	L	10-19	at L.A. Raiders	55,133
10/13	L	20-31	at San Diego	50,067
10/20	L	0-16	L.A. RAMS	64,474
10/27	L	10-30	DENVER	68,248
11/3	L	20-23	at Houston	41,238
11/10	L	28-36	PITTSBURGH	46,126
11/17	L	3-31	at San Francisco	56,447
11/24	W	20-7	INDIANAPOLIS	21,762
12/1	L	6-24	at Seattle	52,655
12/8	W	38-10	ATLANTA	18,199
12/14	L	13-14	at Denver (Sat)	69,209
12/22	W	38-34	SAN DIEGO	18,178

INDIVIDUAL STATISTICS

	Att.	PASSING						Rating
		Cmp.	Yds.	Pct.	TD	Int	LG	
Kenney	338	181	2536	53.6	17	9	84t	83.6
Blackledge	172	86	1190	50.0	6	14	70t	50.3
Horton	1	0	0	0	0	0	0	39.6
CHIEFS TOTALS	511	267	3726	52.3	23	23	84t	72.3
Opp. Total	576	332	3752	57.6	22	27	56t	70.5

	No.	PASS RECEIVING				TD
		Yds.	Avg.	LG		
Carson	47	843	17.9	37t	4	
Paige	43	943	21.9	84t	10	
Heard	31	257	8.3	27	2	
W. Arnold	28	339	12.1	38	1	
Horton	28	185	6.6	22	1	
Marshall	25	446	17.8	50	0	
Smith	18	157	8.7	45t	2	
Hancock	15	286	19.1	48	2	
King	7	45	6.4	8	0	
Pruitt	7	43	6.1	9	0	
Scott	5	61	12.2	21	0	
Holston	5	51	10.2	17	0	
Hayes	5	39	7.8	12	1	
Jones	3	31	10.3	15	0	
CHIEFS TOTALS	267	3726	14.0	84t	23	
Opp. Total	332	3752	11.3	56t	22	

	No.	RUSHING				TD
		Yds.	Avg.	LG		
Heard	164	595	3.6	33	4	
Pruitt	105	366	3.5	54	2	
Horton	48	146	3.0	19t	3	
Smith	30	118	3.9	27	0	
Blackledge	17	97	5.7	25	0	
King	28	83	3.0	9	0	
Carson	3	25	8.3	13	0	
Lacy	6	21	3.5	6	0	
Jones	12	19	1.6	7	0	
Paige	1	15	15.0	15	0	
Kenney	14	1	0.1	5	1	
CHIEFS TOTALS	428	1486	3.5	54	10	
Opp. Total	513	2169	4.2	50	18	

TEAM LEADERS

Scoring: Nick Lowery 107 pts: 35 PATs, 24 FGs
INTs: Albert Lewis 8-59 yds., 0 TDs
Tackles: Deron Cherry 134 (85 solo)
Sacks: Bill Maas 7.0 (-51.0 yds.)
Punting: Jim Arnold 93-3827 yds., 41.2 avg., 15 In 20, 62 LG
Punt Returns: Garcia Lane 43-381 yds., 8.9 avg., 0 TDs
Kickoff Returns: Jeff Smith 33-654 yds., 19.8 avg., 0 TDs

LEAGUE STANDINGS



AMERICAN FOOTBALL CONFERENCE

Western Division

	W	L	T	Pct.
L.A. Raiders	12	4	0	.750
Denver	11	5	0	.688
Seattle	8	8	0	.500
San Diego	8	8	0	.500
Kansas City	6	10	0	.375

Central Division

	W	L	T	Pct.
Cleveland	8	8	0	.500
Cincinnati	7	9	0	.438
Pittsburgh	7	9	0	.438
Houston	5	11	0	.313

Eastern Division

	W	L	T	Pct.
Miami	12	4	0	.750
N.Y. Jets †	11	5	0	.688
New England †	11	5	0	.688
Indianapolis	5	11	0	.313
Buffalo	2	14	0	.125



NATIONAL FOOTBALL CONFERENCE

Western Division

	W	L	T	Pct.
L.A. Rams	11	5	0	.688
San Francisco †	10	6	0	.625
New Orleans	5	11	0	.313
Atlanta	4	12	0	.250

Central Division

	W	L	T	Pct.
Chicago	15	1	0	.938
Green Bay	8	8	0	.500
Minnesota	7	9	0	.438
Detroit	7	9	0	.438
Tampa Bay	2	14	0	.125

Eastern Division

	W	L	T	Pct.
Dallas	10	6	0	.625
N.Y. Giants †	10	6	0	.625
Washington	10	6	0	.625
Philadelphia	7	9	0	.438
St. Louis	5	11	0	.313

AFL Championship: New England 31, Miami 14

NFL Championship: Chicago 24, L.A. Rams 0

Super Bowl XX: Chicago 46, New England 10

REGULAR STARTERS

OFFENSE

WR	Carlos Carson
LT	Matt Herkenhoff
LG	Brad Budde
	Scott Auer
C	Bob Rush
RG	Bob Olderman
RT	Dave Lutz
TE	Walt Arnold
WR	Henry Marshall
	Stephone Paige
QB	Bill Kenney
	Todd Blackledge
RB	Herman Heard
RB	Mike Pruitt
	Bruce King
K	Nick Lowery

DEFENSE

LE	Art Still
NT	Bill Maas
RE	Mike Bell
LOLB	Calvin Daniels
LILB	Scott Radecic
RILB	Gary Spani
ROLB	Ken Jolly
LCB	Albert Lewis
RCB	Kevin Ross
SS	Lloyd Burruss
FS	Deron Cherry
P	Jim Arnold

PRO BOWLERS IN BOLD

TEAM STATISTICS

	CHIEFS	OPP.
TOTAL FIRST DOWNS	258	336
Rushing/Passing/Penalty	79/158/21	129/184/23
3rd Down: Made/Att.	76/224	99/239
3rd Down Pct.	33.9	41.4
4th Down: Made/Att.	7/15	11/21
4th Down Pct.	46.7	52.4
TOTAL NET YARDS	4877	5658
Avg. Per Game	304.8	353.6
Total Plays	982	1126
Avg. Per Play	5.0	5.0
NET YARDS RUSHING	1486	2169
Avg. Per Game	92.9	135.6
Total Rushes	428	513
Avg. Per Play	3.5	4.2
NET YARDS PASSING	3391	3489
Avg. Per Game	211.9	218.1
Sacked/Yards Lost	43/335	37/263
Gross Yards	3726	3752
Attempts/Completions	511/267	576/332
Pct. of Completions	52.3	57.6
Had Intercepted	23	27
PUNTS/AVERAGE	95/40.3	75/41.2
Net Punting Avg.	32.3	34.2
PUNT RETURNS/YARDS	43/381	48/530
KICKOFF RETURNS/YARDS	59/1115	69/1626
PENALTIES/YARDS	87/666	85/720
FUMBLES/LOST	22/11	25/14
TOUCHDOWNS	35	41
Rushing/Passing	10/23	18/22
Defensive/Kicking Game	2/0	0/1
TIME OF POSSESSION	28:06	31:54

SCORE BY PERIODS	1	2	3	4	OT	Total
CHIEFS TOTAL	77	111	66	63	0	317
Opp. Total	39	135	65	121	0	360





8-8 • 4th AFC West • John Mackovic

Preseason (1-3)

8/4 L 20-34	NEW ORLEANS	34,230
8/10 L 10-14	at St. Louis	30,233
8/18 W 31-13	CLEVELAND	33,074
8/24 L 7-36	at New England	22,721

Regular Season (8-8)

9/2 W 37-27	at Pittsburgh	56,709
9/9 W 27-22	at Cincinnati	47,111
9/16 L 20-22	L.A. RAIDERS	75,111
9/23 L 0-21	at Denver	74,263
9/30 W 10-6	CLEVELAND	40,785
10/7 L 16-17	N.Y. JETS	53,167
10/14 W 31-13	SAN DIEGO	67,465
10/21 L 7-28	at N.Y. Jets	76,891
10/28 W 24-20	TAMPA BAY	41,710
11/4 L 0-45	at Seattle	64,915
11/11 L 16-17	HOUSTON	44,464
11/18 L 7-17	at L.A. Raiders	48,575
11/25 L 27-28	at N.Y. Giants	74,383
12/2 W 16-13	DENVER	38,949
12/9 W 34-7	SEATTLE	34,855
12/16 W 42-21	at San Diego	40,211

INDIVIDUAL STATISTICS

PASSING								
	Att.	Cmp.	Yds.	Pct.	TD	Int	LG	Rating
Kenney	282	151	2098	53.5	15	10	65t	80.7
Blackledge	294	147	1707	50.0	6	11	46t	59.2
Osiecki	17	7	64	41.2	0	1	19	27.6
CHIEFS TOTALS	593	305	3869	51.4	21	22	65t	68.5
Opp. Total	586	332	4009	56.7	19	30	80t	67.3

PASS RECEIVING					
	No.	Yds.	Avg.	LG	TD
Marshall	62	912	14.7	37	4
Carson	57	1078	18.9	57	4
Brown	38	236	6.2	17	0
Paige	30	541	18.0	65t	4
Scott	28	253	9.0	27	3
Heard	25	223	8.9	17	0
B. Jackson	15	101	6.7	11	1
Lacy	13	87	6.7	20	2
W. Arnold	11	95	8.6	15	1
Hancock	10	217	21.7	46t	1
Smith	8	69	9.4	16	0
Beckman	7	44	6.3	9	1
Little	1	13	13.0	13	0
CHIEFS TOTALS	305	3869	12.7	65t	21
Opp. Total	332	4009	12.1	80t	19

RUSHING					
	No.	Yds.	Avg.	LG	TD
Heard	65	684	4.1	69t	4
Brown	97	337	3.5	25	4
B. Jackson	50	225	4.5	16	1
Lacy	46	165	3.6	24t	2
Blackledge	18	102	5.7	26	1
Paige	3	19	6.3	9	0
Gunter	15	12	0.8	4	0
Ricks	2	1	0.5	1	0
W. Arnold	1	0	0.0	0	0
Osiecki	1	-2	-2.0	-2	0
Kenney	9	-8	-0.9	1	0
Carson	1	-8	-8.0	-8	0
CHIEFS TOTALS	408	1527	3.7	69t	12
Opp. Total	523	1980	3.8	52	10

TEAM LEADERS

Scoring: Nick Lowery 104 pts: 35 PATs, 23 FGs
 INTs: Deron Cherry 7-140 yds., 0 TDs
 Tackles: Art Still 131 (107 solo.)
 Sacks: Art Still 14.5 (-86.0 yds.)
 Punting: Jim Arnold 98-4397 yds., 44.9 avg., 22 In 20, 63 LG
 Punt Returns: J.T. Smith 39-332 yds., 8.5 avg., 0 TDs
 Kickoff Returns: J.T. Smith 19-391 yds., 20.6 avg., 0 TDs

LEAGUE STANDINGS



AMERICAN FOOTBALL CONFERENCE

Western Division

	W	L	T	Pct.
Denver	13	3	0	.813
Seattle †	12	4	0	.750
L.A. Raiders †	11	5	0	.688
Kansas City	8	8	0	.500
San Diego	7	9	0	.438

Central Division

	W	L	T	Pct.
Pittsburgh	9	7	0	.563
Cincinnati	8	8	0	.500
Cleveland	5	11	0	.313
Houston	3	13	0	.188

Eastern Division

	W	L	T	Pct.
Miami	14	2	0	.875
New England	9	7	0	.563
N.Y. Jets	7	9	0	.438
Indianapolis	4	12	0	.250
Buffalo	2	14	0	.125



NATIONAL FOOTBALL CONFERENCE

Western Division

	W	L	T	Pct.
San Francisco	15	1	0	.938
L.A. Rams †	10	6	0	.625
New Orleans	7	9	0	.438
Atlanta	4	12	0	.250

Central Division

	W	L	T	Pct.
Chicago	10	6	0	.625
Green Bay	8	8	0	.500
Tampa Bay	6	10	0	.375
Detroit	4	11	1	.281
Minnesota	3	13	0	.188

Eastern Division

	W	L	T	Pct.
Washington	11	5	0	.688
N.Y. Giants †	9	7	0	.563
St. Louis	9	7	0	.563
Dallas	9	7	0	.563
Philadelphia	6	9	1	.406

AFL Championship: Miami 45, Pittsburgh 28
NFL Championship: San Francisco 23, Chicago 0
Super Bowl XIX: San Francisco 38, Miami 16

REGULAR STARTERS

OFFENSE

WR	Carlos Carson
LT	Matt Herkenhoff
LG	Brad Budde
C	Bob Rush
RG	Tom Condon
RT	Dave Lutz
	Jim Rourke
	Willie Scott
TE	Henry Marshall
WR	Bill Kenney
QB	Todd Blackledge
RB	Herman Heard
	Theotis Brown
RB	Billy Jackson
K	Nick Lowery

DEFENSE

LE	Art Still
NT	Bill Maas
RE	Mike Bell
LOLB	Ken McAlister
LILB	John Zamberlin
	Jerry Blanton
RILB	Gary Spani
ROLB	Calvin Daniels
LCB	Albert Lewis
RCB	Kevin Ross
SS	Lloyd Burruss
FS	Deron Cherry
P	Jim Arnold

PRO BOWLERS IN BOLD

TEAM STATISTICS

	CHIEFS	OPP.
TOTAL FIRST DOWNS	295	335
Rushing/Passing/Penalty	88/178/29	121/192/22
3rd Down: Made/Att.	73/221	89/246
3rd Down Pct.	33.0	36.2
4th Down: Made/Att.	1/6	9/24
4th Down Pct.	16.7	37.5
TOTAL NET YARDS	5095	5625
Avg. Per Game	318.4	351.6
Total Plays	1034	1159
Avg. Per Play	4.9	4.9
NET YARDS RUSHING	1527	1982
Avg. Per Game	95.4	123.9
Total Rushes	408	523
Avg. Per Play	3.7	3.8
NET YARDS PASSING	3568	3645
Avg. Per Game	223.0	227.8
Sacked/Yards Lost	33/301	50/364
Gross Yards	3869	4009
Attempts/Completions	593/305	586/329
Pct. of Completions	51.4	56.1
Had Intercepted	22	30
PUNTS/AVERAGE	98/44.9	91/40.0
Net Punting Avg.	37.5	33.6
PUNT RETURNS/YARDS	43/346	60/461
KICKOFF RETURNS/YARDS	56/1061	64/1354
PENALTIES/YARDS	99/806	108/951
FUMBLES/LOST	34/15	18/11
TOUCHDOWNS	35	38
Rushing/Passing	12/21	10/19
Defensive/Kicking Game	2/0	9/0
TIME OF POSSESSION	27:25	32:25

SCORE BY PERIODS	1	2	3	4	OT	Total
CHIEFS TOTAL	57	105	61	91	0	314
Opp. Total	37	127	73	87	0	324





6-10 • 5th AFC West • John Mackovic

Preseason (2-2)

8/6	W	24-7	at Cincinnati	42,662
8/13	L	13-17	DETROIT	32,885
8/20	W	17-16	ST. LOUIS	34,070
8/27	L	17-20	at Chicago	56,311

Regular Season (6-10)

9/4	W	17-13	SEATTLE	42,531
9/12	L	14-17	SAN DIEGO (Mon) (N)	62,150
9/18	L	12-27	at Washington	52,610
9/25	L	6-14	at Miami	50,785
10/2	W	38-14	ST. LOUIS	58,975
10/9	L	20-21	at L.A. Raiders	40,492
10/16	W	38-17	N.Y. GIANTS	55,449
10/23	W	13-10 OT	at Houston	39,462
10/30	L	24-27	at Denver	76,640
11/6	L	20-28	L.A. RAIDERS	75,497
11/13	W	20-15	CINCINNATI	46,711
11/20	L	21-41	at Dallas	64,102
11/27	L	48-51 OT	at Seattle	56,793
12/4	L	9-14	BUFFALO	27,104
12/11	L	38-41	at San Diego	35,510
12/18	W	48-17	DENVER	11,377

INDIVIDUAL STATISTICS

PASSING									
	Att.	Cmp.	Yds.	Pct.	TD	Int	LG	Rating	
Kenney	603	346	4348	57.4	24	18	53	80.8	
Blackledge	34	20	259	58.8	3	0	43	112.3	
J. Thomas	2	1	18	50	1	1	18t	81.3	
Carson	1	1	48	100.0	1	0	48	158.3	
Brown	1	1	11	100.0	0	0	11	112.5	
Marshall	0	0	0	0.0	0	0	0	0.0	
CHIEFS TOTALS	641	369	4684	57.6	29	19	53	83.2	
Opp. Total	500	261	3361	52.2	21	30	58	62.6	

PASS RECEIVING					
	No.	Yds.	Avg.	LG	TD
Carson	80	1351	16.9	50t	7
Marshall	50	788	15.8	52	6
Brown	47	418	8.9	53	2
Hancock	37	584	15.8	50	1
B. Jackson	32	243	7.6	29	0
Paige	30	528	17.6	43	6
K. Thomas	30	254	8.5	25	1
Scott	29	247	8.5	22	6
Beckman	13	130	10.0	20	0
J. Thomas	8	33	4.1	7	0
J.T. Smith	7	85	12.1	18	0
Ricks	3	5	1.7	7	0
Hadnot	2	18	9.0	16	0
Kenney	1	0	0.0	0	0
CHIEFS TOTALS	369	4684	12.7	53	29
Opp. Total	261	3361	12.9	58	21

RUSHING					
	No.	Yds.	Avg.	LG	TD
B. Jackson	152	499	3.3	19	2
Brown	124	467	3.8	49t	8
J. Thomas	44	115	2.6	11	0
Kenney	23	59	2.6	11	3
K. Thomas	15	55	3.7	28	0
Ricks	21	28	1.3	10	0
Carson	2	20	10.0	18	0
Hadnot	4	10	2.5	7	0
Scott	1	1	1.0	1	0
Blackledge	1	0	0.0	0	0
CHIEFS TOTALS	387	1254	3.2	49t	13
Opp. Total	554	2275	4.1	60	18

TEAM LEADERS

Scoring: Nick Lowery 116 pts: 44 PATs, 24 FGs
INTs: Deron Cherry 7-100 yds., 0 TDs
Tackles: Jerry Blanton 136 (83 solo)
Sacks: Mike Bell 10.0 (-62.0 yds.)
Punting: Jim Arnold 93-3710 yds., 39.9 avg., 21 In 20, 64 LG
Punt Returns: J.T. Smith 26-210 yds., 8.1 avg., 0 TDs
Kickoff Returns: Theotis Brown 15-301 yds., 20.1 avg., 0 TDs

LEAGUE STANDINGS



AMERICAN FOOTBALL CONFERENCE

Western Division

	W	L	T	Pct.
L.A. Raiders	12	4	0	.750
Seattle †	9	7	0	.563
Denver †	9	7	0	.563
San Diego	6	10	0	.375
Kansas City	6	10	0	.375

Central Division

	W	L	T	Pct.
Pittsburgh	10	6	0	.625
Cleveland	9	7	0	.563
Cincinnati	7	9	0	.483
Houston	2	14	0	.125

Eastern Division

	W	L	T	Pct.
Miami	12	4	0	.750
New England	8	8	0	.500
Buffalo	8	8	0	.500
Baltimore	7	9	0	.438
N.Y. Jets	7	9	0	.438



NATIONAL FOOTBALL CONFERENCE

Western Division

	W	L	T	Pct.
San Francisco	10	6	0	.625
L.A. Rams †	9	7	0	.563
New Orleans	8	8	0	.500
Atlanta	7	9	0	.438

Central Division

	W	L	T	Pct.
Detroit	9	7	0	.563
Chicago	8	8	0	.500
Green Bay	8	8	0	.500
Minnesota	8	8	0	.500
Tampa Bay	2	14	0	.125

Eastern Division

	W	L	T	Pct.
Washington	14	2	0	.875
Dallas †	12	4	0	.750
St. Louis	8	7	1	.531
Philadelphia	5	11	0	.313
N.Y. Giants	3	12	1	.219

AFL Championship: L.A. Raiders 30, Seattle 14

NFL Championship: Washington 24, San Francisco 21

Super Bowl XVIII: L.A. Raiders 38, Washington 9

REGULAR STARTERS

OFFENSE

WR	Carlos Carson
LT	Matt Herkenhoff
LG	Brad Budde
C	Bob Rush
RG	Tom Condon
	Bob Simmons
RT	Dave Lutz
TE	Willie Scott
WR	Anthony Hancock
	Henry Marshall
QB	Bill Kenney
TE	Ed Beckman
RB	Theotis Brown
RB	Billy Jackson
K	Nick Lowery

DEFENSE

LE	Art Still
NT	Dino Mangiero
RE	Mike Bell
LOLB	Thomas Howard
LILB	Jerry Blanton
RILB	Gary Spani
ROLB	Calvin Daniels
LCB	Gary Green
RCB	Lucious Smith
SS	Lloyd Burruss
FS	Deron Cherry
P	Jim Arnold

PRO BOWLERS IN BOLD

TEAM STATISTICS

	CHIEFS	OPP.
TOTAL FIRST DOWNS	314	319
Rushing/Passing/Penalty	83/208/23	136/158/25
3rd Down: Made/Att.	93/234	83/221
3rd Down Pct.	39.7	39.6
4th Down: Made/Att.	4/9	7/12
4th Down Pct.	44.4	58.3
TOTAL NET YARDS	5595	5386
Avg. Per Game	349.7	336.6
Total Plays	1074	1089
Avg. Per Play	5.2	4.9
NET YARDS RUSHING	1254	2275
Avg Per Game	78.4	142.2
Total Rushes	387	554
Avg. Per Play	3.2	4.1
NET YARDS PASSING	4341	3111
Avg. Per Game	271.3	194.4
Sacked/Yards Lost	46/343	35/250
Gross Yards	4684	3361
Attempts/Completions	641/369	500/261
Pct. of Completions	57.6	52.2
Had Intercepted	19	30
PUNTS/AVERAGE	93/39.9	85/41.2
Net Punting Avg.	32.6	33.8
PUNT RETURNS/YARDS	40/291	54/559
KICKOFF RETURNS/YARDS	54/929	75/1528
PENALTIES/YARDS	113/911	105/837
FUMBLES/LOST	30/19	34/21
TOUCHDOWNS	45	44
Rushing/Passing	13/29	19/21
Returns: Off./Def./Kicking Game*	0/3/0	1/2/1
TIME OF POSSESSION	28:35	31:07

SCORE BY PERIODS	1	2	3	4	OT	Total
CHIEFS TOTAL	86	96	85	116	3	386
Opp. Total	57	89	88	130	3	367





Preseason (2-1-1)

8/13W 26-20	CINCINNATI	39,815
8/21 L 3-6	at New Orleans	46,585
8/28 T 17-17 OT	MIAMI	42,290
9/4 W 10-6	at St. Louis	39,926

Regular Season (3-6)

9/12 L 9-14	at Buffalo	79,383
9/19 W 19-12	SAN DIEGO	60,514
9/23	ATLANTA	Cancelled*
10/3	at Seattle	Cancelled*
10/10	HOUSTON	Cancelled*
10/17	at San Diego	Cancelled*
10/24	N.Y. JETS	Rescheduled (1/2)*
10/31	SEATTLE	Cancelled*
11/7	at Oakland	Cancelled*
11/14	DENVER	Cancelled*
11/21 L 17-27	at New Orleans	39,341
11/28 L 14-20	at L.A. Rams	45,793
12/5 L 14-35	at Pittsburgh	52,090
12/12 L 16-21	OAKLAND	26,307
12/19 W 37-16	at Denver	74,192
12/26 L 13-26	SAN FRANCISCO	24,319
1/2 W 37-13	N.Y. JETS	11,902

*Season shortened to nine games due to NFLPA strike.

INDIVIDUAL STATISTICS

	Att.	Cmp.	PASSING			Int	LG	Rating
			Yds.	Pct.	TD			
Kenney	169	95	1192	56.2	7	6	51	77.3
Fuller	93	49	665	52.7	3	2	51	77.6
Gagliano	1	1	7	100.0	0	0	7	95.8
Marshall	1	0	0	0.0	0	0	0	39.6
CHIEFS TOTALS	264	145	1864	54.9	10	8	51	77.3
Opp. Total	262	155	1787	59.2	12	12	74t	76.0

	No.	Yds.	Avg.	LG	TD
Marshall	40	549	13.7	44t	3
Carson	27	494	18.3	51	2
Dixon	18	251	13.9	37	2
Hadnot	14	96	6.9	28	0
Delaney	11	53	4.8	13	0
Smith	10	168	16.8	51	0
Scott	8	49	6.1	13	1
Hancock	7	116	16.6	41t	1
B. Jackson	5	41	8.2	13	0
Rome	2	25	12.5	16	0
Gaines	2	17	8.5	7	0
Bledsoe	1	5	5.0	5	0
CHIEFS TOTALS	145	1864	12.9	51	10
Opp. Total	155	1787	11.5	74t	12

	No.	Yds.	Avg.	LG	TD
Delaney	95	380	4.0	36	0
B. Jackson	86	243	2.8	18	3
Hadnot	46	172	3.7	25	0
Fuller	10	56	5.6	12	0
Kenney	13	40	3.1	12	0
Marshall	3	25	8.3	16	0
Bledsoe	10	20	2.0	5	0
Thompson	4	7	1.8	4	0
Gaines	1	0	0.0	0	0
Studdard	1	0	0.0	0	0
CHIEFS TOTALS	269	943	3.5	36	3
Opp. Total	280	1065	3.8	24	7

TEAM LEADERS

Scoring: Nick Lowery 74 pts: 17 PATs, 19 FGs
INTs: Eric Harris 3-66 yds., 1 TD
 Gary Barbaro 3-48 yds., 1 TD
Tackles: Art Still 68 (44 solo)
Sacks: Art Still 4.0 (-34.0 yds.)
Punting: Jeff Gossett 33-1366 yds., 41.1 avg., 6 In 20, 56 LG
Punt Returns: Anthony Hancock 12-103 yds., 8.6 avg., 0 TDs
Kickoff Returns: Anthony Hancock 27-609 yds., 22.6 avg., 0 TDs

LEAGUE STANDINGS



AMERICAN FOOTBALL CONFERENCE

	W	L	T	Pct.
L.A. Raiders	8	1	0	.889
Miami	7	2	0	.778
Cincinnati	7	2	0	.778
Pittsburgh	6	3	0	.667
San Diego	6	3	0	.667
N.Y. Jets	6	3	0	.667
New England	5	4	0	.556
Cleveland	4	5	0	.444
Buffalo	4	5	0	.444
Seattle	4	5	0	.444
Kansas City	3	6	0	.333
Denver	2	7	0	.222
Houston	1	8	0	.111
Baltimore	0	8	1	.056



NATIONAL FOOTBALL CONFERENCE

	W	L	T	Pct.
Washington	8	1	0	.889
Dallas	6	3	0	.667
Green Bay	5	3	1	.611
Minnesota	5	4	0	.556
Atlanta	5	4	0	.556
St. Louis	5	4	0	.556
Tampa Bay	5	4	0	.556
Detroit	4	5	0	.444
New Orleans	4	5	0	.444
N.Y. Giants	4	5	0	.444
San Francisco	3	6	0	.333
Chicago	3	6	0	.333
Philadelphia	3	6	0	.333
L.A. Rams	2	7	0	.222

As the result of a 57-day players' strike, the 1982 NFL regular season schedule was reduced from 16 to nine games. At the conclusion of the regular season, the NFL conducted a 16-team postseason Super Bowl Tournament. Eight teams from each conference were seeded 1-8 based on their records during the season.

AFL Championship: Miami 14, N.Y. Jets 0
NFL Championship: Washington 31, Dallas 17
Super Bowl XVII: Washington 27, Miami 17

REGULAR STARTERS

OFFENSE		DEFENSE	
WR	Henry Marshall	LE	Art Still
LT	Matt Herkenhoff	NT	Ken Kremer
LG	Brad Budde	RE	Mike Bell
C	Jack Rudnay		Dave Lindstrom
RG	Tom Condon	LOLB	Thomas Howard
RT	Charlie Getty	LILB	Jerry Blanton
TE	Al Dixon	RILB	Gary Spani
WR	Carlos Carson	ROLB	Charles Jackson
QB	Bill Kenney	LCB	Gary Green
RB	Joe Delaney	RCB	Eric Harris
RB	Billy Jackson	SS	Lloyd Burruss
K	Nick Lowery	FS	Gary Barbaro
		P	Jeff Gossett

PRO BOWLERS IN BOLD

TEAM STATISTICS

	CHIEFS	OPP.
TOTAL FIRST DOWNS	163	170
Rushing/Passing/Penalty	71/79/13	69/92/9
3rd Down: Made/Att.	48/126	65/123
3rd Down Pct.	38.1	52.8
4th Down: Made/Att.	7/12	2/4
4th Down Pct.	58.3	50.0
TOTAL NET YARDS	2498	2733
Avg. Per Game	277.6	303.7
Total Plays	573	556
Avg. Per Play	4.4	4.9
NET YARDS RUSHING	943	1066
Avg. Per Game	104.8	118.4
Total Rushes	269	279
Avg. Per Play	3.5	3.8
NET YARDS PASSING	1555	1667
Avg. Per Game	172.8	185.2
Sacked/Yards Lost	40/309	15/120
Gross Yards	1864	1787
Attempts/Completions	264/145	262/155
Pct. of Completions	54.9	59.2
Had Intercepted	8	12
PUNTS/AVERAGE	38/40.5	38/38.6
Net Punting Avg.	29.0	32.1
PUNT RETURNS/YARDS	15/129	22/338
KICKOFF RETURNS/YARDS	34/723	42/794
PENALTIES/YARDS	43/372	59/476
FUMBLES/LOST	13/4	23/10
TOUCHDOWNS	17	22
Rushing/Passing	3/10	7/19
Defensive/Kicking Game	3/1	1/2
TIME OF POSSESSION	30:11	29:49

SCORE BY PERIODS	1	2	3	4	OT	Total
CHIEFS TOTAL	33	63	16	64	0	176
Opp. Total	40	55	31	58	0	184





9-7 • 3rd AFC West • Marv Levy

Preseason (1-3)

8/7	L	10-16	at Washington	32,488
8/15	W	13-0	CHICAGO	41,099
8/22	L	3-16	ST. LOUIS	42,550
8/28	L	7-31	at Miami	36,896

Regular Season (9-7)

9/6	W	37-33	at Pittsburgh	53,305
9/13	W	19-10	TAMPA BAY	50,555
9/20	L	31-42	SAN DIEGO	63,866
9/27	W	20-14	at Seattle	59,255
10/4	L	17-33	at New England	55,931
10/11	W	27-0	OAKLAND	76,543
10/18	W	28-14	DENVER	74,672
10/25	W	28-17	at Oakland	42,914
11/1	L	20-22	at San Diego	51,307
11/8	L	13-16 OT	CHICAGO	60,605
11/15	W	23-10	HOUSTON	73,984
11/22	W	40-13	SEATTLE	49,002
11/26	L	10-27	at Detroit (Thur) (Thnks)	76,735
12/6	L	13-16	at Denver	74,744
12/13	L	7-17	MIAMI	57,407
12/20	W	10-6	at Minnesota	41,110

INDIVIDUAL STATISTICS

	PASSING							Rating
	Att.	Cmp.	Yds.	Pct.	TD	Int	LG	
Kenney	274	147	1983	53.6	9	16	64t	63.6
Fuller	134	77	934	57.5	3	4	53	74.0
Marshall	1	0	0	0.0	0	1	0	0.0
Hadnot	1	0	0	0.0	0	1	0	0.0
CHIEFS TOTALS	410	224	2917	54.6	12	22	64t	64.7
Opp. Total	567	291	3821	51.3	16	26	86t	63.2

	PASS RECEIVING				
	No.	Yds.	Avg.	LG	TD
J.T. Smith	63	852	13.5	42	2
Marshall	38	620	16.3	64t	4
Dixon	29	356	12.3	48	2
Hadnot	23	215	9.3	20	0
Delaney	22	246	11.2	61	0
Rome	17	203	11.9	23	1
McKnight	8	77	9.6	23	0
Carson	7	179	25.6	53	1
B. Jackson	6	31	5.2	10	1
Scott	5	72	14.4	26	1
Bledsoe	3	27	9.0	17	0
Murphy	2	36	18.0	22	0
Williams	1	3	3.0	3	0
CHIEFS TOTALS	224	2917	13.0	64t	12
Opp. Total	291	3821	13.1	86t	16

	RUSHING				
	No.	Yds.	Avg.	LG	TD
Delaney	234	1121	4.8	82t	3
Hadnot	140	603	4.3	30	3
B. Jackson	111	398	3.6	31	10
McKnight	54	195	3.6	26	5
Fuller	19	118	6.2	27	0
Kenney	24	89	3.7	21	1
Marshall	3	69	23.0	34	0
Bledsoe	20	65	3.3	13	0
Williams	2	0	0.0	3	0
Carson	1	-1	-1.0	-1	0
Dixon	1	-5	-5.0	-5	0
Grupp	1	-19	-19.0	-19	0
CHIEFS TOTALS	610	2633	4.3	82t	22
Opp. Total	507	1747	3.5	30	17

TEAM LEADERS

Scoring: Nick Lowery 115 pts: 37 PATs, 26 FGs
INTs: Eric Harris 7-109 yds., 1 TD
Tackles: Gary Spani 153 (104 solo)
Sacks: Ken Kremer 8.0 (-57.5 yds.)
Punting: Bob Grupp 41-1556 yds., 38.0 avg., 5 In 20, 57 LG
Punt Returns: J.T. Smith 50-528 yds., 10.6 avg., 0 TDs
Kickoff Returns: James Murphy 20-457 yds., 22.9 avg., 0 TDs

LEAGUE STANDINGS



AMERICAN FOOTBALL CONFERENCE

Western Division				
	W	L	T	Pct.
San Diego	10	6	0	.625
Denver	10	6	0	.625
Kansas City	9	7	0	.563
Oakland	7	9	0	.438
Seattle	6	10	0	.375
Central Division				
	W	L	T	Pct.
Cincinnati	12	4	0	.750
Pittsburgh	8	8	0	.500
Houston	7	9	0	.438
Cleveland	5	11	0	.313
Eastern Division				
	W	L	T	Pct.
Miami	11	4	1	.719
N.Y. Jets †	10	5	1	.656
Buffalo †	10	6	0	.625
Baltimore	2	14	0	.125
New England	2	14	0	.125



NATIONAL FOOTBALL CONFERENCE

Western Division				
	W	L	T	Pct.
San Francisco	13	3	0	.813
Atlanta	7	9	0	.438
Los Angeles	6	10	0	.375
New Orleans	4	12	0	.250
Central Division				
	W	L	T	Pct.
Tampa Bay	9	7	0	.563
Detroit	8	8	0	.500
Green Bay	8	8	0	.500
Minnesota	7	9	0	.438
Chicago	6	10	0	.375
Eastern Division				
	W	L	T	Pct.
Dallas	12	4	0	.750
Philadelphia †	10	6	0	.625
N.Y. Giants †	9	7	0	.563
Washington	8	8	0	.500
St. Louis	7	9	0	.438

AFL Championship: Cincinnati 27, San Diego 7
NFL Championship: San Francisco 28, Dallas 27
Super Bowl XVI: San Francisco 26, Cincinnati 21

REGULAR STARTERS

OFFENSE		DEFENSE	
WR	Henry Marshall	LE	Art Still
LT	Matt Herkenhoff	NT	Don Parrish
LG	Brad Budde		Ken Kremer
C	Jack Rudnay	RE	Mike Bell
RG	Tom Condon	LOLB	Thomas Howard
RT	Charlie Getty	LILB	Jerry Blanton
TE	Al Dixon	RILB	Gary Spani
WR	J.T. Smith	ROLB	Charles Jackson
QB	Bill Kenney	LCB	Gary Green
RB	Joe Delaney	RCB	Eric Harris
RB	James Hadnot	SS	Lloyd Burruss
K	Nick Lowery	FS	Gary Barbaro
		P	Bob Grupp

PRO BOWLERS IN BOLD

TEAM STATISTICS

	CHIEFS	OPP.
TOTAL FIRST DOWNS	315	316
Rushing/Passing/Penalty	160/132/23	112/177/27
3rd Down: Made/Att.	91/217	93/238
3rd Down Pct.	41.9	39.1
TOTAL NET YARDS	5273	5373
Avg. Per Game	329.6	335.8
Total Plays	1057	1102
Avg. Per Play	5.0	4.9
NET YARDS RUSHING	2633	1747
Avg. Per Game	164.6	109.2
Total Rushes	610	507
Avg. Per Play	4.3	3.4
NET YARDS PASSING	2640	3626
Avg. Per Game	165.0	226.6
Sacked/Yards Lost	37/277	27/195
Gross Yards	2917	3821
Attempts/Completions	410/224	567/291
Pct. of Completions	54.6	51.3
Had Intercepted	22	26
PUNTS/AVERAGE	70/38.5	80/38.9
Net Punting Avg.	33.2	30.8
PUNT RETURNS/YARDS	50/528	46/293
KICKOFF RETURNS/YARDS	52/1043	68/1296
PENALTIES/YARDS	96/920	88/723
FUMBLES/LOST	36/24	42/21
TOUCHDOWNS	38	34
Rushing/Passing	22/12	17/16
Defensive/Kicking Game	4/0	1/0
TIME OF POSSESSION	31:01	28:59

SCORE BY PERIODS	1	2	3	4	OT	Total
CHIEFS TOTAL	85	69	85	104	0	343
Opp. Total	82	97	51	57	3	290





8-8 • 3rd AFC West • Marv Levy

Preseason (3-1)

8/9	W	42-0	CLEVELAND	38,055
8/18	W	24-10	MINNESOTA	39,879
8/23	W	20-10	at St. Louis	41,687
8/30	L	21-31	at San Francisco (Tucson, AZ)	27,000

Regular Season (8-8)

9/7	L	14-27	OAKLAND	54,269
9/14	L	16-17	SEATTLE	42,403
9/21	L	13-20	at Cleveland	63,614
9/28	L	7-24	SAN DIEGO	45,161
10/5	W	31-17	at Oakland	40,153
10/12	W	21-20	HOUSTON	75,048
10/19	W	23-17	at Denver	74,459
10/26	W	20-17	DETROIT	59,391
11/2	L	24-31	BALTIMORE	52,383
11/9	W	31-30	at Seattle	58,976
11/16	L	7-20	at San Diego	50,248
11/23	W	21-13	at St. Louis	42,871
11/30	L	6-20	CINCINNATI	41,594
12/7	W	31-14	DENVER	40,237
12/14	L	16-21	at Pittsburgh	50,013
12/21	W	38-28	at Baltimore	19,641

INDIVIDUAL STATISTICS

	PASSING							
	Att.	Cmp.	Yds.	Pct.	TD	Int	LG	Rating
Fuller	320	193	2250	60.3	10	12	77	76.1
Kenney	69	37	542	53.6	5	2	75t	91.4
Clements	12	7	77	58.3	0	0	18	77.4
CHIEFS TOTALS	401	237	2869	59.1	15	14	77	79.1
Opp. Total	523	278	3393	53.2	25	28	62	67.0

	PASS RECEIVING				
	No.	Yds.	Avg.	LG	TD
Marshall	47	799	17.0	75t	6
J.T. Smith	46	655	14.2	77	2
Reed	44	422	9.6	34	1
McKnight	38	320	8.4	26	0
Hadnot	15	97	6.5	18	0
Gant	9	68	7.6	33	0
Samuels	8	110	13.8	34	2
Dixon	7	115	16.4	32	1
Belton	5	94	18.8	55	0
Morgado	5	27	5.4	10	1
Rome	3	58	19.3	33	0
Garcia	3	27	9.0	10	1
Williams	2	9	4.5	6	1
CHIEFS TOTALS	237	2869	12.1	77	15
Opp. Total	278	3393	12.2	63	25

	RUSHING				
	No.	Yds.	Avg.	LG	TD
McKnight	206	693	3.4	25	3
Fuller	60	274	4.5	38t	4
Belton	68	273	4.0	14	2
Hadnot	76	244	3.2	11	2
Reed	68	180	2.6	24	0
Morgado	47	120	2.6	11	4
Carson	2	41	20.5	37	0
Gant	9	32	3.6	11	0
Marshall	3	22	7.3	9	0
Kenney	8	8	1.0	4	0
Clements	2	0	0.0	0	0
Grupp	3	-14	-4.7	-4	0
CHIEFS TOTALS	552	1873	3.4	38t	15
Opp. Total	536	2206	4.1	57	17

TEAM LEADERS

Scoring: Nick Lowery 97 pts: 37 PATs, 20 FGs
INTs: Gary Barbaro 10-163 yds., 0 TDs
Tackles: Gary Spani 149 (96 solo)
Sacks: Art Still 14.5 (-115.0 yds.)
Punting: Bob Grupp 84-3317 yds., 39.5 avg., 23 In 20, 57 LG
Punt Returns: J.T. Smith 40-581 yds., 14.5 avg., 2 TDs
Kickoff Returns: Carlos Carson 40-917 yds., 22.9 avg., 0 TDs

LEAGUE STANDINGS



AMERICAN FOOTBALL CONFERENCE

Western Division				
	W	L	T	Pct.
San Diego	11	5	0	.688
Oakland †	11	5	0	.688
Kansas City	8	8	0	.500
Denver	8	8	0	.500
Seattle	4	12	0	.250
Central Division				
	W	L	T	Pct.
Cleveland	11	5	0	.688
Houston †	11	5	0	.688
Pittsburgh	9	7	0	.963
Cincinnati	6	10	0	.375
Eastern Division				
	W	L	T	Pct.
Buffalo	11	5	0	.688
New England	10	6	0	.625
Miami	8	8	0	.500
Baltimore	7	9	0	.438
N.Y. Jets	4	12	0	.250



NATIONAL FOOTBALL CONFERENCE

Western Division				
	W	L	T	Pct.
Atlanta	12	4	0	.750
Los Angeles †	11	5	0	.688
San Francisco	6	10	0	.375
New Orleans	1	15	0	.063
Central Division				
	W	L	T	Pct.
Minnesota	9	7	0	.563
Detroit	9	7	0	.563
Chicago	7	9	0	.438
Tampa Bay	5	10	1	.344
Green Bay	5	10	1	.344
Eastern Division				
	W	L	T	Pct.
Philadelphia	12	4	0	.750
Dallas †	12	4	0	.750
Washington	6	10	0	.375
St. Louis	5	11	0	.313
N.Y. Giants	4	12	0	.250

AFL Championship: Oakland 34, San Diego 27
NFL Championship: Philadelphia 20, Dallas 7
Super Bowl XV: Oakland 27, Philadelphia 10

REGULAR STARTERS

OFFENSE		DEFENSE	
WR	Henry Marshall	LE	Art Still
LT	Matt Herkenhoff	NT	Don Parrish
LG	Bob Simmons	RE	Dave Lindstrom
C	Jack Rudnay	LOLB	Thomas Howard
RG	Tom Condon	LILB	Frank Manumaleuga
RT	Charlie Getty	RILB	Gary Spani
	Jim Rourke	ROLB	Whitney Paul
TE	Mike Williams	LCB	Gary Green
WR	J.T. Smith	RCB	Eric Harris
QB	Steve Fuller	SS	Herb Christopher
RB	Tony Reed	FS	Gary Barbaro
	James Hadnot	P	Bob Grupp
RB	Ted McKnight		
K	Nick Lowery		

PRO BOWLERS IN BOLD

TEAM STATISTICS

	CHIEFS	OPP.				
TOTAL FIRST DOWNS	270	328				
Rushing/Passing/Penalty	130/122/18	136/179/13				
3rd Down: Made/Att.	93/230	109/231				
3rd Down Pct.	40.4	47.2				
TOTAL NET YARDS	4321	5315				
Avg. Per Game	270.1	332.2				
Total Plays	1009	1096				
Avg. Per Play	4.2	4.9				
NET YARDS RUSHING	1873	2206				
Avg. Per Game	117.1	137.9				
Total Rushes	552	536				
Avg. Per Play	3.4	4.1				
NET YARDS PASSING	2448	3109				
Avg. Per Game	153.0	194.3				
Sacked/Yards Lost	57/241	37/284				
Gross Yards	2869	3394				
Attempts/Completions	401/237	523/278				
Pct. of Completions	59.1	53.2				
Had Intercepted	14	28				
PUNTS/AVERAGE	85/390	67/41.6				
Net Punting Avg.	33.7	31.4				
PUNT RETURNS/YARDS	40/581	44/288				
KICKOFF RETURNS/YARDS	62/1249	61/1253				
PENALTIES/YARDS	74/698	82/617				
FUMBLES/LOST	42/16	26/15				
TOUCHDOWNS	37	42				
Rushing/Passing	15/15	17/25				
Defensive/Kicking Game	5/2	0/0				
SAFETIES	0	0				
SCORE BY PERIODS	1	2	3	4	OT	Total
CHIEFS TOTAL	58	105	75	81	0	319
Opp. Total	62	109	80	85	0	336





Preseason (3-1)

8/4	L	10-14	at Green Bay	53,994
8/9	W	24-21	PHILADELPHIA	33,578
8/18	W	20-3	ST. LOUIS	43,214
8/23	W	25-0	at Minnesota	39,578

Regular Season (7-9)

9/2	W	14-0	BALTIMORE	50,442
9/9	L	24-27	CLEVELAND	42,181
9/16	L	6-20	at Houston	45,684
9/23	W	35-7	OAKLAND	67,281
9/30	W	24-6	at Seattle	61,169
10/7	W	10-7	at Cincinnati	40,041
10/14	L	10-24	DENVER	74,292
10/21	L	17-21	N.Y. GIANTS	45,742
10/28	L	3-20	at Denver	74,908
11/4	L	14-20	SAN DIEGO	59,353
11/11	L	3-30	PITTSBURGH	70,132
11/18	W	24-21	at Oakland	53,596
11/25	L	7-28	at San Diego	50,078
12/2	W	37-21	SEATTLE	42,160
12/9	W	10-7	at Baltimore	25,684
12/16	L	0-3	at Tampa Bay	63,624

INDIVIDUAL STATISTICS

	Att.	Cmp.	PASSING				LG	Rating
			Yds.	Pct.	TD	Int		
Fuller	270	146	1484	54.1	6	14	40	55.8
Livingston	90	44	469	48.9	1	4	38	49.7
Grupp	1	0	0	0.0	0	0	0	39.6
CHIEFS TOTALS	361	190	1953	52.6	7	18	40	54.2
Opp. Total	528	296	3404	56.1	22	23	56	71.4

	No.	PASS RECEIVING			
		Yds.	Avg.	LG	TD
McKnight	38	226	6.0	24	0
Reed	34	352	10.4	40	0
J.T. Smith	33	444	13.5	34	3
Marshall	21	332	15.8	38t	1
Williams	16	129	8.1	25	2
Gant	15	101	6.7	26	0
Samuels	14	147	10.5	30	0
Morgado	5	55	11.0	22	0
Gaunt	5	87	17.4	23	1
Belton	4	44	11.0	23	0
White	3	15	5.0	12	0
Beckman	2	21	10.5	12	0
CHIEFS TOTALS	190	1953	10.3	40	7
Opp. Total	296	3404	11.5	56	22

	No.	RUSHING			
		Yds.	Avg.	LG	TD
McKnight	153	755	4.9	84t	8
Reed	113	446	4.0	23	1
Fuller	50	264	5.3	49	1
Williams	69	261	3.8	22	1
Morgado	75	231	3.1	19	4
Gant	56	196	3.5	16	1
Belton	44	134	3.0	19	1
Marshall	2	34	17.0	23	1
Livingston	3	2	0.7	5	0
Haslip	2	1	0.5	1	0
Manumaleuga	1	-3	-3.0	-3	0
Rome	1	-5	-5.0	5	0
CHIEFS TOTALS	569	2316	4.1	84t	18
Opp. Total	522	1847	3.5	41	8

TEAM LEADERS

Scoring: Jan Stenerud 64 pts: 23 PATs, 12 FGs
INTs: Gary Barbaro 7-142 yds., 1 TD
Tackles: Gary Spani 157 (115 solo)
Sacks: Art Still 8.5 (-63.5 yds.)
Punting: Bob Grupp 89-3883 yds., 43.6 avg., 23 In 20, 74 LG
Punt Returns: J.T. Smith 58-612 yds., 10.6 avg., 2 TDs
Kickoff Returns: Horace Belton 22-463 yds., 21.0 avg., 0 TDs

LEAGUE STANDINGS



AMERICAN FOOTBALL CONFERENCE

Western Division

	W	L	T	Pct.
San Diego	12	4	0	.750
Denver †	10	6	0	.625
Seattle	9	7	0	.563
Oakland	9	7	0	.563
Kansas City	7	9	0	.438

Central Division

	W	L	T	Pct.
Pittsburgh	12	4	0	.750
Houston †	11	5	0	.688
Cleveland	9	7	0	.563
Cincinnati	4	12	0	.250

Eastern Division

	W	L	T	Pct.
Miami	10	6	0	.625
New England	9	7	0	.563
N.Y. Jets	8	8	0	.500
Buffalo	7	9	0	.438
Baltimore	5	11	0	.313



NATIONAL FOOTBALL CONFERENCE

Western Division

	W	L	T	Pct.
Los Angeles	9	7	0	.563
New Orleans	8	8	0	.500
Atlanta	6	10	0	.375
San Francisco	2	14	0	.125

Central Division

	W	L	T	Pct.
Tampa Bay	10	6	0	.625
Chicago †	10	6	0	.625
Minnesota	7	9	0	.438
Green Bay	5	11	0	.313
Detroit	2	14	0	.125

Eastern Division

	W	L	T	Pct.
Dallas	11	5	0	.688
Philadelphia †	11	5	0	.688
Washington	10	6	0	.625
N.Y. Giants	6	10	0	.375
St. Louis	5	11	0	.313

AFL Championship: Pittsburgh 27, Houston 13

NFL Championship: L.A. Rams 9, Tampa Bay 0

Super Bowl XIV: Pittsburgh 31, L.A. Rams 19

REGULAR STARTERS

OFFENSE

WR	Henry Marshall
LT	Charlie Getty
LG	Bob Simmons
C	Jack Rudnay
RG	Tom Condon
RT	Jim Nicholson
TE	Walter White
WR	J.T. Smith
QB	Steve Fuller
TE	Tony Samuels
RB	Tony Reed
RB	Ted McKnight
K	Jan Stenerud

DEFENSE

LE	Art Still
NT	Don Parrish
RE	Sylvester Hicks
LOLB	Whitney Paul
LILB	Frank Manumaleuga
RILB	Gary Spani
ROLB	Thomas Howard
LCB	Gary Green
RCB	Tim Collier
	M.L. Carter
SS	Jerry Reese
	Herb Christopher
FS	Gary Barbaro
P	Bob Grupp

PRO BOWLERS IN BOLD

TEAM STATISTICS

	CHIEFS	OPP.
TOTAL FIRST DOWNS	241	297
Rushing/Passing/Penalty	122/91/28	102/169/26
3rd Down: Made/Att.	76/235	108/259
3rd Down Pct.	32.3	41.7
TOTAL NET YARDS	3976	4971
Avg. Per Game	248.5	310.7
Total Plays	972	1088
Avg. Per Play	4.1	4.6
NET YARDS RUSHING	2316	1847
Avg. Per Game	144.8	115.4
Total Rushes	569	522
Avg. Per Play	4.1	3.5
NET YARDS PASSING	1660	3124
Avg. Per Game	103.8	195.3
Sacked/Yards Lost	42/293	38/280
Gross Yards	1953	3404
Attempts/Completions	361/190	528/296
Pct. of Completions	52.6	56.1
Had Intercepted	18	23
PUNTS/AVERAGE	90/43.1	88/38.8
Net Punting Avg.	37.2	30.5
PUNT RETURNS/YARDS	58/612	49/315
KICKOFF RETURNS/YARDS	51/1006	51/1017
PENALTIES/YARDS	108/971	127/1012
FUMBLES/LOST	31/18	34/14
TOUCHDOWNS	29	32
Rushing/Passing	18/7	8/22
Returns: Off./Def./Kicking Game*	1/1/2	0/2/0
SAFETIES	0	0

SCORE BY PERIODS	1	2	3	4	OT	Total
CHIEFS TOTAL	52	53	40	93	0	238
Opp. Total	64	55	64	79	0	262





4-12 • 5th AFC West • Marv Levy

Preseason (2-2)

8/5	W	17-14	at Green Bay	54,453
8/12	W	17-13	MINNESOTA	41,092
8/20	L	7-24	at New England	39,043
8/26	L	7-12	ST. LOUIS	40,884

Regular Season (4-12)

9/3	W	24-23	at Cincinnati	41,810
9/10	L	17-20	HOUSTON	40,213
9/17	L	10-26	at N.Y. Giants	70,546
9/24	L	17-23 OT	DENVER	60,593
10/1	L	13-28	at Buffalo	47,310
10/8	L	13-30	TAMPA BAY	38,201
10/15	L	6-28	at Oakland	50,759
10/22	W	17-3	CLEVELAND	41,157
10/29	L	24-27	at Pittsburgh	48,185
11/5	L	10-20	OAKLAND	75,418
11/12	L	23-29 OT	at San Diego	41,393
11/19	L	10-13	SEATTLE	35,252
11/26	W	23-0	SAN DIEGO	26,248
12/3	W	14-10	BUFFALO	25,781
12/10	L	3-24	at Denver	74,149
12/17	L	19-23	at Seattle	58,490

INDIVIDUAL STATISTICS

PASSING								
	Att.	Cmp.	Yds.	Pct.	TD	Int	LG	Rating
Livingston	290	159	1573	54.8	5	13	44	57.4
Adams	79	44	415	55.7	2	3	26	63.0
White	1	1	44	100.0	0	0	44	118.8
CHIEFS TOTALS	370	204	2032	55.1	7	16	44	59.2
Opp. Total	365	219	2820	60.0	17	21	57t	75.8

PASS RECEIVING					
	No.	Yds.	Avg.	LG	TD
Reed	48	483	10.1	44	1
White	42	340	8.1	24	1
Lane	36	279	7.8	44	0
H. Marshall	26	433	16.7	40	2
McKnight	14	83	5.9	19	1
Belton	11	88	8.0	22	0
Dorsey	9	169	18.8	33	2
Morgado	7	47	6.7	15	0
Samuels	6	97	16.2	38	0
Bailey	5	13	2.6	15	0
CHIEFS TOTALS	204	2032	10.0	44	7
Opp. Total	219	2820	12.9	57t	17

RUSHING					
	No.	Yds.	Avg.	LG	TD
Reed	206	1053	5.1	62t	6
McKnight	104	627	6.0	41t	5
Morgado	160	593	3.7	18	7
Bailey	83	298	3.6	17	0
Lane	52	277	5.3	30	0
Belton	24	79	3.3	8	0
Livingston	23	49	2.1	18	1
Adams	9	15	1.7	6	0
Andrusyshyn	1	0	0.0	0	0
Marshall	1	-5	-5.0	-5	0
CHIEFS TOTALS	663	2986	4.5	62t	19
Opp. Total	602	2384	4.0	55	21

TEAM LEADERS

Scoring: Jan Stenerud 85 pts: 25 PATs, 20 FGs
INTs: Tim Gray 6-118 yds., 0 TDs
Tackles: Gary Spani 144 (102 solo)
Sacks: Art Still 6.5 (-59.0 yds.)
Punting: Zenon Andrusyshyn 79-3247 yds., 41.1 avg., 18 In 20, 61 LG
Punt Returns: Eddie Payton 32-364 yds., 11.4 avg., 2 TDs
Kickoff Returns: Eddie Payton 30-775 yds., 25.8 avg., 0 TDs

LEAGUE STANDINGS



AMERICAN FOOTBALL CONFERENCE

Western Division

	W	L	T	Pct.
Denver	10	6	0	.625
Oakland	9	7	0	.563
Seattle	9	7	0	.563
San Diego	9	7	0	.563
Kansas City	4	12	0	.250

Central Division

	W	L	T	Pct.
Pittsburgh	14	2	0	.875
Houston †	10	6	0	.625
Cleveland	8	8	0	.500
Cincinnati	4	12	0	.250

Eastern Division

	W	L	T	Pct.
New England	11	5	0	.688
Miami †	11	5	0	.688
N.Y. Jets	8	8	0	.500
Buffalo	5	11	0	.313
Baltimore	5	11	0	.313



NATIONAL FOOTBALL CONFERENCE

Western Division

	W	L	T	Pct.
Los Angeles	12	4	0	.750
Atlanta †	9	7	0	.563
New Orleans	7	9	0	.563
San Francisco	2	14	0	.125

Central Division

	W	L	T	Pct.
Minnesota	8	7	1	.531
Green Bay	8	7	1	.531
Detroit	7	9	0	.438
Chicago	7	9	0	.438
Tampa Bay	5	11	0	.313

Eastern Division

	W	L	T	Pct.
Dallas	12	4	0	.750
Philadelphia †	9	7	0	.563
Washington	8	8	0	.500
St. Louis	6	10	0	.375
N.Y. Giants	6	10	0	.375

AFL Championship: Pittsburgh 34, Houston 5

NFL Championship: Dallas 28, L.A. Rams 0

Super Bowl XIII: Pittsburgh 35, Dallas 31

REGULAR STARTERS

OFFENSE

WR	Henry Marshall
LT	Matt Herkenhoff
LG	Bob Simmons
C	Jack Rudnay
RG	Tom Condon
RT	Charlie Getty
TE	Walter White
QB	Mike Livingston
LHB	Tony Reed
FB	Mark Bailey
	Arnold Morgado
RHB	Ted McKnight
K	Jan Stenerud

DEFENSE

LE	Art Still
NT	Don Parrish
RE	Sylvester Hicks
LOLB	Whitney Paul
LILB	Dave Rozumek
RILB	Gary Spani
ROLB	Thomas Howard
LCB	Gary Green
RCB	Emmitt Thomas
	Tim Collier
SS	Tim Gray
FS	Gary Barbaro
P	Zenon Andrusyshyn

PRO BOWLERS IN BOLD

TEAM STATISTICS

	CHIEFS	OPP.
TOTAL FIRST DOWNS	287	284
Rushing/Passing/Penalty	160/98/29	138/122/24
3rd Down: Made/Att.	102/247	98/225
3rd Down Pct.	41.3	43.6
TOTAL NET YARDS	4820	4971
Avg. Per Game	301.3	310.7
Total Plays	1054	995
Avg. Per Play	4.6	5.0
NET YARDS RUSHING	2986	2389
Avg. Per Game	213.3	149.3
Total Rushes	663	601
Avg. Per Play	4.5	4.0
NET YARDS PASSING	1834	2582
Avg. Per Game	114.6	161.4
Sacked/Yards Lost	21/198	29/238
Gross Yards	2032	2820
Attempts/Completions	370/204	365/219
Pct. of Completions	55.1	60.0
Had Intercepted	16	21
PUNTS/AVERAGE	80/40.6	76/39.9
Net Punting Avg.	32.1	30.9
PUNT RETURNS/YARDS	45/488	50/538
KICKOFF RETURNS/YARDS	61/1456	54/1087
PENALTIES/YARDS	110/1048	100/938
FUMBLES/LOST	32/18	30/14
TOUCHDOWNS	26	42
Rushing/Passing	19/7	21/17
Defensive/Kicking Game	0/0	2/2
SAFETIES	1	0

SCORE BY PERIODS	1	2	3	4	OT	Total
CHIEFS TOTAL	42	70	62	69	0	243
Opp. Total	64	113	47	91	12	327





2-12 • 5th AFC West • Paul Wiggin (1-6), Tom Bettis (1-6)*

Preseason (3-3)

8/6	L	0-17	at Detroit	52,309
8/13	W	23-21	PITTSBURGH	28,584
8/18	L	7-13	at Washington	33,263
8/27	W	27-19	L.A. RAMS	34,975
9/5	L	16-24	ATLANTA	22,748
9/10	W	37-20	ST. LOUIS	35,954

Regular Season (2-12)

9/18	L	17-21	at New England	58,185
9/25	L	7-23	SAN DIEGO	56,146
10/3	L	28-37	OAKLAND (Mon) (N)	60,684
10/9	L	7-23	at Denver	74,878
10/16	L	6-17	BALTIMORE	63,076
10/23	W	21-16	at San Diego	33,010
10/30	L	7-44	at Cleveland	60,631
11/6	W	20-10	GREEN BAY	62,687
11/13	L	27-28	at Chicago	49,543
11/20	L	7-14	DENVER	54,050
11/27	L	20-34	at Houston	42,934
12/4	L	7-27	CINCINNATI	38,488
12/11	L	31-34	SEATTLE	22,262
12/18	L	20-21	at Oakland	50,304

*Bettis replaced Wiggin after seven games

INDIVIDUAL STATISTICS

	Att.	Cmp.	PASSING			Int	LG	Rating
			Yds.	Pct.	TD			
Livingston	282	143	1823	50.7	9	15	49	59.8
Adams	92	47	691	51.1	2	11	63	43.6
CHIEFS TOTALS	374	190	2514	50.8	11	26	63	53.3
Opp. Total	333	175	2244	52.6	15	21	48	62.7

	No.	PASS RECEIVING		LG	TD
		Yds.	Avg.		
White	48	674	14.0	48t	5
Podolak	32	313	9.8	23	0
Marshall	20	445	19.3	49	4
Brunson	20	295	14.8	63	0
Brockington	19	222	11.7	48	1
Bailey	17	206	12.1	47t	1
Reed	12	125	10.4	20	0
Williams	7	94	13.4	27	0
Samuels	5	65	13.0	32	0
Lane	3	40	13.3	21	0
Morgado	2	21	10.5	12	0
McKnight	1	11	11.0	11	0
Beckman	1	3	3.0	3	0
CHIEFS TOTALS	190	2514	13.2	63	11
Opp. Total	175	2244	12.8	48	15

	No.	RUSHING		LG	TD
		Yds.	Avg.		
Podolak	133	550	4.1	41	5
Reed	126	505	4.0	59	5
Bailey	66	266	4.0	37t	2
Brockington	54	161	3.0	12	2
Lane	25	79	3.2	9	1
Livingston	19	78	4.1	13	1
McKnight	11	74	6.7	19	1
Burks	1	51	51.0	51	0
Williams	2	30	15.0	17	0
Adams	5	21	4.2	8	1
Morgado	3	12	4.0	9	0
Marshall	7	11	1.6	5	0
Brunson	2	8	4.0	11	0
White	2	-3	-0.7	3	0
CHIEFS TOTALS	456	1843	4.0	59	13
Opp. Total	632	2971	4.7	78t	23

TEAM LEADERS

Scoring: Jan Stenerud 51 pts: 27 PATs, 8 FGs
INTs: Gary Barbaro 8-165 yds., 1 TD
Tackles: Willie Lanier 132 (88 solo)
Sacks: Wilbur Young 5.5 (-51.5 yds.)
Punting: Jerrel Wilson 88-3510 yds., 39.9 avg., 11 In 20, 59 LG
Punt Returns: Gary Green 14-115 yds., 8.2 avg., 0 TDs
Kickoff Returns: Ted McKnight 12-305 yds., 25.4 avg., 0 TDs

LEAGUE STANDINGS



AMERICAN FOOTBALL CONFERENCE

Western Division

	W	L	T	Pct.
Denver	12	2	0	.857
Oakland †	11	3	0	.786
San Diego	7	7	0	.500
Seattle	5	9	0	.357
Kansas City	2	12	0	.143

Central Division

	W	L	T	Pct.
Pittsburgh	9	5	0	.643
Houston	8	6	0	.571
Cincinnati	8	6	0	.571
Cleveland	6	8	0	.429

Eastern Division

	W	L	T	Pct.
Baltimore	10	4	0	.714
Miami	10	4	0	.714
New England	9	5	0	.643
N.Y. Jets	3	11	0	.214
Buffalo	3	11	0	.214



NATIONAL FOOTBALL CONFERENCE

Western Division

	W	L	T	Pct.
Los Angeles	10	4	0	.714
Atlanta	7	7	0	.500
San Francisco	5	9	0	.357
New Orleans	3	11	0	.314

Central Division

	W	L	T	Pct.
Minnesota	9	5	0	.643
Chicago †	9	5	0	.643
Detroit	6	8	0	.429
Green Bay	4	10	0	.286
Tampa Bay	2	12	0	.143

Eastern Division

	W	L	T	Pct.
Dallas	12	2	0	.857
Washington	9	5	0	.643
St. Louis	7	7	0	.500
Philadelphia	5	9	0	.357
N.Y. Giants	5	9	0	.357

AFL Championship: Denver 20, Oakland 17

NFL Championship: Dallas 23, Minnesota 6

Super Bowl XII: Dallas 27, Denver 10

REGULAR STARTERS

OFFENSE

WR	Henry Marshall
LT	Matt Herkenhoff
LG	Bob Simmons
C	Jack Rudnay
RG	Tom Condon
RT	Jim Nicholson
TE	Walter White
WR	Larry Williams
	Larry Brunson
QB	Mike Livingston
RB	Tony Reed
	Ed Podolak
RB	Mark Bailey
	John Brockington
K	Jan Stenerud

DEFENSE

LE	Whitney Paul
LT	Willie Lee
RT	Keith Simons
RE	Wilbur Young
LLB	Billy Andrews
MLB	Willie Lanier
RLB	Jim Lynch
LCB	Gary Green
RCB	Emmitt Thomas
	Tim Collier
SS	Tim Gray
FS	Gary Barbaro
P	Jerrel Wilson

PRO BOWLERS IN BOLD

TEAM STATISTICS

	CHIEFS	OPP.
TOTAL FIRST DOWNS	228	304
Rushing/Passing/Penalty	95/110/23	169/113/22
3rd Down: Made/Att.	64/196	83/202
3rd Down Pct.	32.7	41.1
TOTAL NET YARDS	3936	4993
Avg. Per Game	281.1	356.7
Total Plays	878	992
Avg. Per Play	4.5	5.0
NET YARDS RUSHING	1843	2971
Avg. Per Game	131.6	211.8
Total Rushes	456	634
Avg. Per Play	4.0	4.7
NET YARDS PASSING	2093	2022
Avg. Per Game	149.5	144.4
Sacked/Yards Lost	48/421	25/222
Gross Yards	2514	2244
Attempts/Completions	374/190	333/175
Pct. of Completions	50.8	52.6
Had Intercepted	26	21
PUNTS/AVERAGE	89/39.4	63/41.0
Net Punting Avg.	30.8	35.7
PUNT RETURNS/YARDS	36/236	50/702
KICKOFF RETURNS/YARDS	63/1294	44/958
PENALTIES/YARDS	82/706	105/930
FUMBLES/LOST	32/21	39/23
TOUCHDOWNS	29	42
Rushing/Passing	13/11	23/15
Defensive/Kicking Game	5/0	3/1
SAFETIES	0	0

SCORE BY PERIODS	1	2	3	4	OT	Total
CHIEFS TOTAL	73	50	23	79	0	225
Opp. Total	92	99	79	79	0	349





5-9 • 4th AFC West • Paul Wiggin

Preseason (2-4)

8/2	W	9-3 OT	HOUSTON	30,006
8/7	L	10-13	MINNESOTA	32,851
8/15	L	13-21	at San Francisco	36,101
8/21	W	23-20	WASHINGTON	30,014
8/28	L	21-23	DETROIT	27,410
9/3	L	14-31	at St. Louis	42,997

Regular Season (5-9)

9/12	L	16-30	SAN DIEGO	53,133
9/20	L	21-24	OAKLAND (Mon) (N)	60,884
9/26	L	17-27	NEW ORLEANS	53,918
10/3	L	17-50	at Buffalo	51,909
10/10	W	33-30	at Washington	53,060
10/17	W	20-17 OT	at Miami	43,325
10/24	L	26-35	DENVER	57,961
10/31	W	28-19	at Tampa Bay	41,779
11/7	L	0-45	PITTSBURGH	71,516
11/14	L	10-21	at Oakland	48,859
11/21	L	24-27	CINCINNATI	56,015
11/28	W	23-20	at San Diego	29,272
12/5	L	16-17	at Denver	58,170
12/12	W	39-14	CLEVELAND	34,340

INDIVIDUAL STATISTICS

	Att.	Cmp.	PASSING				LG	Rating
			Yds.	Pct.	TD	Int		
Livingston	338	189	2682	55.9	12	13	57	77.9
Adams	71	36	575	50.7	3	4	49	68.8
Nott	10	4	46	40.0	0	0	23	54.6
Lane	0	0	0	0.0	0	0	0	0.0
CHIEFS TOTALS	419	229	3303	54.7	15	17	57	75.5
Opp. Total	375	215	2684	57.3	25	23	57	76.4

PASS RECEIVING

	No.	Yds.	Avg.	LG	TD
Lane	66	686	10.4	44	1
White	47	808	17.2	41	7
Brunson	33	656	19.9	57	1
Marshall	28	443	15.8	31t	2
Masters	18	269	14.9	30	3
Podolak	13	156	12.0	23	0
Reamon	10	136	13.6	49t	1
Green	9	100	11.1	31	0
McNeil	2	33	16.5	18	0
Harrison	1	12	12.0	12	0
Williams	1	9	9.0	9	0
Getty	1	-5	-5.0	0	0
CHIEFS TOTALS	229	3303	14.4	57	15
Opp. Total	215	2684	12.5	57	25

RUSHING

	No.	Yds.	Avg.	LG	TD
Lane	162	542	3.3	20	5
Podolak	88	371	4.2	22t	5
Green	73	322	4.4	27	1
Reamon	103	314	3.1	14	4
Marshall	5	101	20.2	59t	1
Livingston	31	89	2.9	19	2
Adams	5	46	9.2	21	0
Harrison	16	41	2.6	7	0
McNeil	8	26	3.3	7	0
White	2	15	7.5	8	0
Kinney	1	7	7.0	7	0
Brunson	3	-1	-0.3	5	0
Stenerud	1	0	0.0	0	0
CHIEFS TOTALS	498	1873	3.8	59t	18
Opp. Total	555	2861	5.2	77t	24

TEAM LEADERS

Scoring: Jan Stenerud 90 pts: 21 PATs, 27 FGs
INTs: Kerry Reardon 5-26 yds., 0 TDs
Sacks: Lawrence Estes 5.0 (-52.0 yds.)
Punting: Jerrel Wilson 65-2729 yds., 42.0 avg., 14 In 20, 62 LG
Punt Returns: Larry Brunson 31-387 yds., 12.5 avg., 0 TDs
Kickoff Returns: Lawrence Williams 25-688 yds., 27.6 avg., 0 TDs

LEAGUE STANDINGS



AMERICAN FOOTBALL CONFERENCE

Western Division

	W	L	T	Pct.
Oakland	13	1	0	.929
Denver	9	5	0	.643
San Diego	6	8	0	.429
Kansas City	5	9	0	.357
Tampa Bay	0	14	0	.000

Central Division

	W	L	T	Pct.
Pittsburgh	10	4	0	.714
Cincinnati	10	4	0	.714
Cleveland	9	5	0	.643
Houston	5	9	0	.357

Eastern Division

	W	L	T	Pct.
Baltimore	11	3	0	.786
New England †	11	3	0	.786
Miami	6	8	0	.429
N.Y. Jets	3	11	0	.214
Buffalo	2	12	0	.143



NATIONAL FOOTBALL CONFERENCE

Western Division

	W	L	T	Pct.
Los Angeles	10	3	1	.750
San Francisco	8	6	0	.571
Atlanta	4	10	0	.286
New Orleans	4	10	0	.286
Seattle	2	12	0	.143

Central Division

	W	L	T	Pct.
Minnesota	11	2	1	.821
Chicago	7	7	0	.500
Detroit	6	8	0	.429
Green Bay	5	9	0	.357

Eastern Division

	W	L	T	Pct.
Dallas	11	3	0	.786
Washington †	10	4	0	.714
St. Louis	10	4	0	.714
Philadelphia	4	10	0	.286
N.Y. Giants	3	11	0	.214

AFL Championship: Oakland 24, Pittsburgh 7
NFL Championship: Minnesota 24, L.A. Rams 13
Super Bowl XI: Oakland 32, Minnesota 14

REGULAR STARTERS

OFFENSE

WR	Henry Marshall
LT	Matt Herkenhoff
LG	Charlie Getty
C	Jack Rudnay
RG	Tom Condon
RT	Jim Nicholson
TE	Billy Masters
WR	Larry Brunson
QB	Mike Livingston
RB	Woody Green
	Ed Podolak
	Tommy Reamon
RB	MacArthur Lane
K	Jan Stenerud

DEFENSE

LE	Whitney Paul
LT	James Wolf
RT	Keith Simons
RE	Wilbur Young
LLB	Billy Andrews
MLB	Willie Lanier
RLB	Jim Lynch
LCB	Kerry Reardon
RCB	Emmitt Thomas
LS	Tim Gray
RS	Gary Barbaro
P	Jerrel Wilson

PRO BOWLERS IN BOLD

TEAM STATISTICS

	CHIEFS	OPP.
TOTAL FIRST DOWNS	275	309
Rushing/Passing/Penalty	104/151/20	161/133/15
3rd Down: Made/Att.	79/210	78/184
3rd Down Pct.	37.6	42.4
TOTAL NET YARDS	4804	5359
Avg. Per Game	343.1	382.8
Total Plays	959	899
Avg. Per Play	5.0	6.0
NET YARDS RUSHING	1873	2861
Avg. Per Game	133.8	204.4
Total Rushes	498	555
Avg. Per Play	3.8	5.2
NET YARDS PASSING	2929	2496
Avg. Per Game	209.2	178.3
Sacked/Yards Lost	42/374	22/188
Gross Yards	3303	2684
Attempts/Completions	419/229	375/215
Pct. of Completions	54.6	57.3
Had Intercepted	17	23
PUNTS/AVERAGE	67/41.7	63/39.7
Net Punting Avg.	33.7	30.3
PUNT RETURNS/YARDS	34/429	39/375
KICKOFF RETURNS/YARDS	64/1538	55/1263
PENALTIES/YARDS	97/789	88/762
FUMBLES/LOST	31/16	35/20
TOUCHDOWNS	33	51
Rushing/Passing	18/15	24/25
Defensive/Kicking Game	0/0	1/1
SAFETIES	1	0

SCORE BY PERIODS	1	2	3	4	OT	Total
CHIEFS TOTAL	49	95	71	72	3	290
Opp. Total	95	71	83	127	0	376





5-9 • 3rd AFC West • Paul Wiggin

Preseason (3-3)		
8/9 L 3-10	ST. LOUIS	40,081
8/18 W 26-20	DALLAS	35,630
8/23 L 24-27	at Detroit	62,094
8/30 L 6-14	L.A. RAMS	36,814
9/6 W 13-3	GREEN BAY	35,543
9/12 W 9-7	at Buffalo	48,691
Regular Season (5-9)		
9/21 L 33-37	at Denver	51,858
9/28 L 24-30	N.Y. JETS	74,169
10/5 L 3-20	SAN FRANCISCO	58,386
10/12 W 42-10	OAKLAND	60,425
10/19 W 12-10	at San Diego	26,657
10/26 W 26-13	DENVER	70,043
11/2 L 13-17	HOUSTON	62,989
11/10 W 34-31	at Dallas (Mon) (N)	63,539
11/16 L 3-28	at Pittsburgh	48,803
11/23 W 24-21 OT	DETROIT	55,161
11/30 L 14-28	at Baltimore	42,122
12/7 L 20-28	SAN DIEGO	46,888
12/14 L 14-20	at Cleveland	44,368
12/21 L 20-28	at Oakland	48,604

INDIVIDUAL STATISTICS

	Att.	Cmp.	PASSING			Int	LG	Rating
			Yds.	Pct.	TD			
Livingston	176	88	1245	50.0	8	6	69t	74.1
Dawson	140	93	1095	66.4	5	4	51	89.9
Adams	77	36	445	46.8	2	4	32	52.2
White	1	0	0	0.0	0	0	0	39.6
Podolak	1	0	0	0.0	0	1	0	0.0
CHIEFS TOTALS	395	217	2785	54.9	15	16	69t	73.0
Opp. Total	325	186	2703	57.2	18	20	90t	77.3

	No.	PASS RECEIVING		LG	TD
		Yds.	Avg.		
Podolak	37	332	9.0	21	2
Pearson	36	608	16.9	45	3
Lane	25	202	8.1	32	0
Masters	24	314	13.1	32	3
White	23	559	24.3	69t	3
Brunson	23	398	17.3	36	2
Green	23	215	9.3	28	1
Kinney	21	148	7.0	15	0
Dressler	2	7	3.5	4	1
Craig	1	10	10.0	10	0
LaGrand	1	-1	-1.0	0	0
Adams	1	-7	-7.0	0	0
CHIEFS TOTALS	217	2785	12.8	69t	15
Opp. Total	186	2703	14.5	90t	18

	No.	RUSHING		LG	TD
		Yds.	Avg.		
Green	167	611	3.7	42	5
Podolak	102	351	3.4	25	3
Lane	79	311	3.9	39	2
Kinney	85	304	3.6	20	2
Brunson	2	89	44.5	65	0
Livingston	13	68	5.2	28	1
Adams	8	42	5.3	16	0
LaGrand	13	38	2.9	11	1
Miller	7	20	2.9	10	0
Dressler	3	16	5.3	11	0
Dawson	5	7	1.4	9	0
White	4	-10	-2.5	0	0
CHIEFS TOTALS	487	1847	3.8	65	14
Opp. Total	562	2724	4.9	50	24

TEAM LEADERS

Scoring: Jan Stenerud 96 pts: 30 PATs, 22 FGs
INTs: Emmitt Thomas 6-119 yds., 0 TDs
Sacks: Wilbur Young 9.5 (-73.0 yds.)
Punting: Jerrel Wilson 54-2233 yds., 41.4 avg., 64 LG
Punt Returns: Charlie Thomas 12-112 yds., 9.3 avg., 0 TDs
Kickoff Returns: Reggie Craig 10-247 yds., 24.7 avg., 0 TDs

LEAGUE STANDINGS



AMERICAN FOOTBALL CONFERENCE

Western Division

	W	L	T	Pct.
Oakland	11	3	0	.786
Denver	6	8	0	.429
Kansas City	5	9	0	.357
San Diego	2	12	0	.143

Central Division

	W	L	T	Pct.
Pittsburgh	12	2	0	.857
Cincinnati †	11	3	0	.786
Houston	10	4	0	.714
Cleveland	3	11	0	.214

Eastern Division

	W	L	T	Pct.
Baltimore	10	4	0	.714
Miami	10	4	0	.714
Buffalo	8	6	0	.571
New England	3	11	0	.241
N.Y. Jets	3	11	0	.214



NATIONAL FOOTBALL CONFERENCE

Western Division

	W	L	T	Pct.
Los Angeles	12	2	0	.857
San Francisco	5	9	0	.357
Atlanta	4	10	0	.286
New Orleans	2	12	0	.143

Central Division

	W	L	T	Pct.
Minnesota	12	2	0	.857
Detroit	7	7	0	.500
Chicago	4	10	0	.286
Green Bay	4	10	0	.286

Eastern Division

	W	L	T	Pct.
St. Louis	11	3	0	.786
Dallas †	10	4	0	.714
Washington	8	6	0	.571
N.Y. Giants	5	9	0	.357
Philadelphia	4	10	0	.286

AFL Championship: Pittsburg 16, Oakland 10

NFL Championship: Dallas 37, L.A. Rams 7

Super Bowl X: Pittsburgh 21, Dallas 17

REGULAR STARTERS

OFFENSE

WR Barry Pearson
LT Charlie Getty
LG Rocky Rasley
C Jack Rudnay
RG Tom Condon
RT Jim Nicholson
TE Billy Masters
WR Larry Brunson
QB Mike Livingston
Len Dawson
RB Woody Green
RB MacArthur Lane
Jeff Kinney
K Jan Stenerud

DEFENSE

LE John Matuszak
LT Marvin Upshaw
RT Buck Buchanan
RE Wilbur Young
LLB Bill Peterson
MLB Willie Lanier
RLB Jim Lynch
LCB Kerry Reardon
RCB Emmitt Thomas
LS Jim Kearney
RS Mike Sensibaugh
P Jerrel Wilson

PRO BOWLERS IN BOLD

TEAM STATISTICS

	CHIEFS	OPP.
TOTAL FIRST DOWNS	261	289
Rushing/Passing/Penalty	110/128/23	149/121/19
3rd Down: Made/Att.	83/215	83/190
3rd Down Pct.	38.6	43.7
TOTAL NET YARDS	4207	5224
Avg. Per Game	300.5	373.1
Total Plays	933	915
Avg. Per Play	4.5	5.7
NET YARDS RUSHING	1847	2712
Avg. Per Game	131.9	193.7
Total Rushes	488	562
Avg. Per Play	3.8	4.8
NET YARDS PASSING	2360	2512
Avg. Per Game	168.6	179.4
Sacked/Yards Lost	53/425	28/179
Gross Yards	2785	2520
Attempts/Completions	395/217	325/186
Pct. of Completions	54.9	57.2
Had Intercepted	16	20
PUNTS/AVERAGE	72/39.3	61/40.6
PUNT RETURNS/YARDS	37/303	36/503
KICKOFF RETURNS/YARDS	61/1342	59/1334
PENALTIES/YARDS	82/668	98/929
FUMBLES/LOST	38/18	40/22
TOUCHDOWNS	31	44
Rushing/Passing	14/15	24/18
Returns: Off./Def./Kicking Game*	1/1/0	1/1/0
SAFETIES	0	2

SCORE BY PERIODS	1	2	3	4	OT	Total
CHIEFS TOTAL	64	86	47	82	3	282
Opp. Total	48	93	98	102	0	341





5-9 • 3rd AFC West • Hank Stram

Preseason (3-3)

8/5	W	20-12	DETROIT	35,521
8/12	L	21-35	BUFFALO	39,248
8/17	L	16-58	at L.A. Rams	48,828
8/24	W	26-7	SAN FRANCISCO	46,548
8/31	L	16-25	at Dallas	43,492
9/6	W	21-16	ST. LOUIS	46,067

Regular Season (5-9)

9/15	W	24-16	N.Y. JETS	77,294
9/22	L	7-27	at Oakland	52,471
9/29	W	17-7	at Houston	28,538
10/6	L	14-17	DENVER	67,298
10/13	L	24-34	PITTSBURGH	65,517
10/20	L	3-9	at Miami	67,779
10/27	W	24-14	at San Diego	36,084
11/3	L	27-33	N.Y. GIANTS	61,437
11/10	L	7-14	SAN DIEGO	48,551
11/18	W	42-34	at Denver (Mon) (N)	50,236
11/24	L	6-33	at Cincinnati	49,777
12/1	W	17-13	at St. Louis	41,863
12/8	L	6-7	OAKLAND	60,577
12/14	L	15-35	MINNESOTA (Sat)	35,480

INDIVIDUAL STATISTICS

	PASSING							Rating
	Att.	Cmp.	Yds.	Pct.	TD	Int	LG	
Dawson	235	138	1573	58.7	7	13	84t	65.8
Livingston	141	66	732	46.8	4	10	48	42.6
Carlson	15	7	116	46.7	0	1	34	45.4
Wilson	2	0	0	0.0	0	0	0	39.6
Jaynes	2	0	0	0.0	0	1	0	0.0
CHIEFS TOTALS	395	211	2421	53.4	11	25	84t	55.0
Opp. Total	408	206	2838	50.5	22	28	71t	62.5

	PASS RECEIVING				
	No.	Yds.	Avg.	LG	TD
Podolak	43	306	7.1	26	1
Pearson	27	387	14.3	48	1
Green	26	247	9.5	69t	1
Taylor	24	375	15.6	64	2
Brunson	22	374	17.0	84t	2
Kinney	18	105	5.8	16	1
Miller	14	149	10.6	34	0
Wright	13	209	16.1	51	1
Stroud	12	141	11.8	25	2
Ellison	5	64	12.8	26	0
Hayes	3	23	7.7	9	0
Hamilton	2	25	12.5	19	0
Strada	1	16	16.0	16	0
CHIEFS TOTALS	211	2421	11.5	84t	11
Opp. Total	206	2838	13.8	71t	22

	RUSHING				
	No.	Yds.	Avg.	LG	TD
Green	135	509	3.8	43	3
Podolak	101	386	3.8	14	2
Kinney	63	249	4.0	21	0
Hayes	57	206	3.6	19	2
Miller	40	184	4.6	47	0
Ellison	37	114	3.1	11	2
Dawson	11	28	2.5	10	0
Livingston	9	28	3.1	9	0
Wright	3	26	8.7	12t	1
Carlson	2	17	8.5	11	0
Taylor	1	6	6.0	6	0
Pearson	1	0	0.0	0	0
Jaynes	1	0	0.0	0	0
Thomas	3	-4	-1.3	0	0
Brunson	5	-29	-5.8	4	0
CHIEFS TOTALS	469	1720	3.7	47	10
Opp. Total	502	1801	3.6	53	16

TEAM LEADERS

Scoring: Jan Stenerud 75 pts: 24 PATs, 17 FGs
 INTs: Emmitt Thomas 12-214 yds., 2 TDs
 Sacks: Marvin Upshaw 9.5 (-49.0 yds.)
 Punting: Jerrel Wilson 83-3462 yds., 41.7 avg., 64 LG
 Punt Returns: Ed Podolak 15-134 yds., 8.9 avg., 0 TDs
 Kickoff Returns: Bill Thomas 25-571 yds., 22.8 avg., 0 TDs

LEAGUE STANDINGS



AMERICAN FOOTBALL CONFERENCE

Western Division				
W	L	T	Pct.	
Oakland	12	2	0	.857
Denver	7	6	1	.536
Kansas City	5	9	0	.357
San Diego	5	9	0	.357
Central Division				
W	L	T	Pct.	
Pittsburgh	10	3	1	.750
Cincinnati	7	7	0	.500
Houston	7	7	0	.500
Cleveland	4	10	0	.286
Eastern Division				
W	L	T	Pct.	
Miami	11	3	0	.786
Buffalo †	9	5	0	.643
New England	7	7	0	.500
N.Y. Jets	7	7	0	.500
Baltimore	2	12	0	.143



NATIONAL FOOTBALL CONFERENCE

Western Division				
W	L	T	Pct.	
Los Angeles	10	4	0	.714
San Francisco	6	8	0	.429
New Orleans	5	9	0	.357
Atlanta	3	11	0	.214
Central Division				
W	L	T	Pct.	
Minnesota	10	4	0	.714
Detroit	7	7	0	.500
Green Bay	6	8	0	.429
Chicago	4	10	0	.286
Eastern Division				
W	L	T	Pct.	
St. Louis	10	4	0	.714
Washington †	10	4	0	.714
Dallas	8	6	0	.571
Philadelphia	7	7	0	.500
N.Y. Giants	2	12	0	.143

AFL Championship: Pittsburgh 24, Oakland 13
 NFL Championship: Minnesota 14, L.A. Rams 10
 Super Bowl IX: Pittsburgh 16, Minnesota 6

REGULAR STARTERS

OFFENSE		DEFENSE	
WR	Elmo Wright	LE	Marvin Upshaw
LT	Charlie Getty	LT	Tom Keating
LG	Ed Budde	RT	Buck Buchanan
C	Jack Rudnay	RE	Wilbur Young
RG	George Daney	LLB	Bobby Bell
RT	Jim Nicholson	MLB	Willie Lanier
TE	Morris Stroud	RLB	Jim Lynch
WR	Otis Taylor	LCB	Nate Allen
QB	Mike Livingston	RCB	Emmitt Thomas
	Len Dawson	LS	Jim Kearney
RB	Ed Podolak	RS	Mike Sensibaugh
RB	Woody Green	P	Jerrel Wilson
	Wendell Hayes		
K	Jan Stenerud		

PRO BOWLERS IN BOLD

TEAM STATISTICS

	CHIEFS	OPP.
TOTAL FIRST DOWNS	224	267
Rushing/Passing/Penalty	92/113/19	107/141/19
3rd Down: Made/Att.	67/197	72/200
3rd Down Pct.	34.0	36.0
TOTAL NET YARDS	3828	4464
Avg. Per Game	273.4	318.9
Total Plays	901	936
Avg. Per Play	4.3	4.8
NET YARDS RUSHING	1720	1801
Avg. Per Game	122.9	128.6
Avg. Per Rush	3.7	3.6
Total Rushes	469	502
NET YARDS PASSING	2108	2663
Avg. Per Game	150.6	190.2
Sacked/Yards Lost	37/313	26/175
Gross Yards	2421	2838
Attempts/Completions	395/211	408/20
Pct. of Completions	53.4	50.5
Had Intercepted	25	28
PUNTS/AVERAGE	83/41.7	80/40.1
PUNT RETURNS/YARDS	44/295	55/634
KICKOFF RETURNS/YARDS	56/1211	54/1370
PENALTIES/YARDS	70/515	83/811
FUMBLES/LOST	29/13	34/16
Touchdowns	26	40
Rushing/Passing	10/11	16/22
Defensive/Kicking Game	5/0	1/1
SAFETIES	1	1

SCORE BY PERIODS	1	2	3	4	OT	Total
CHIEFS TOTAL	30	73	53	77	0	233
Opp. Total	57	110	34	92	0	293





7-5-2 • 2nd AFC West • Hank Stram

Preseason (2-4)

8/4	W	12-6	NEW ORLEANS	67,216
8/13	L	16-17	DETROIT	67,624
8/18	L	10-13	MINNESOTA	72,676
8/26	L	16-21	GREEN BAY	75,231
9/1	L	16-27	at Dallas	57,468
9/7	W	16-7	at St. Louis	49,486

Regular Season (7-5-2)

9/16	L	13-23	L.A. RAMS	62,315
9/23	W	10-7	at New England	57,918
9/30	W	16-3	OAKLAND	72,631
10/7	W	16-14	DENVER	71,414
10/14	T	10-10	at Green Bay (Milwaukee, WI)	47,265
10/21	L	6-14	at Cincinnati	56,397
10/29	L	14-23	at Buffalo (Mon) (N)	76,071
11/4	W	19-0	at San Diego	52,035
11/12	W	19-7	CHICAGO (Mon)	70,664
11/18	W	38-14	HOUSTON	68,444
11/25	L	10-14	at Denver	51,706
12/2	T	20-20	CLEVELAND	70,296
12/8	L	7-37	at Oakland (Sat)	53,061
12/16	W	33-6	SAN DIEGO	43,755

INDIVIDUAL STATISTICS

	PASSING							
	Att.	Cmp.	Yds.	Pct.	TD	Int	LG	Rating
Livingston	145	75	916	51.7	6	7	48	65.2
Dawson	101	66	725	65.3	2	5	48	72.3
Beathard	64	31	389	48.4	2	1	44	71.4
Wilson	1	1	9	100.0	0	0	9	104.2
Podolak	1	0	0	0	0	0	0	39.6
Keyes	1	0	0	0	0	0	0	39.6
CHIEFS TOTALS	313	173	2039	55.3	10	13	48	68.6
Opp. Total	324	157	1942	48.5	11	21	62t	51.7

	PASS RECEIVING				
	No.	Yds.	Avg.	LG	TD
Podolak	55	445	8.1	25	0
Taylor	34	536	15.8	46	4
Hayes	18	134	7.4	13	0
Wright	16	252	15.8	44	2
Stroud	12	216	18.0	48	2
Kinney	11	126	11.5	25	0
Ellison	9	64	7.1	17	0
Butler	8	124	15.5	23	2
West	4	65	16.3	23	0
Hamilton	2	35	17.5	20	0
Smith	2	20	10.0	17	0
Moorman	1	-1	-1.0	-1	0
Keyes	1	-6	-6	-6	0
CHIEFS TOTALS	173	2039	11.8	48	10
Opp. Total	157	1942	12.4	62t	11

	RUSHING				
	No.	Yds.	Avg.	LG	TD
Podolak	210	721	3.4	25	3
Ellison	108	411	3.8	19	2
Hayes	95	352	3.7	27	2
Kinney	50	128	2.6	8	1
Livingston	19	94	4.9	28	2
Dawson	6	39	6.5	13	0
Wright	5	29	5.8	13	0
Beathard	6	16	2.7	11	1
Butler	2	10	5.0	9	0
Taylor	4	-14	-1.1	-19	0
McVea	4	5	1.3	2	0
Keyes	2	1	0.5	2	0
CHIEFS TOTALS	511	1793	3.5	28	11
Opp. Total	493	1956	4.0	72	11

TEAM LEADERS

Scoring: Jan Stenerud 93 pts: 21 PATs, 24 FGs
INTs: Emmitt Thomas, Mike Sensibaugh, Willie Lanier, Jim Kearney Tied with 3
Punting: Jerrel Wilson 80-3642 yds., 45.5 avg., 68 LG
Punt Returns: Larry Marshall 29-180 yds., 6.2 avg., 0 TDs
Kickoff Returns: Larry Marshall 14-391 yds., 27.9 avg., 0 TDs

LEAGUE STANDINGS



AMERICAN FOOTBALL CONFERENCE

Western Division

	W	L	T	Pct.
Oakland	9	4	1	.679
Kansas City	7	5	2	.571
Denver	7	5	2	.571
San Diego	2	11	1	.179

Central Division

	W	L	T	Pct.
Cincinnati	10	4	0	.714
Pittsburgh †	10	4	0	.714
Cleveland	7	5	2	.571
Houston	1	13	0	.071

Eastern Division

	W	L	T	Pct.
Miami	12	2	0	.857
Buffalo	9	5	0	.643
New England	5	9	0	.357
Baltimore	4	10	0	.286
N.Y. Jets	4	10	0	.286



NATIONAL FOOTBALL CONFERENCE

Western Division

	W	L	T	Pct.
Los Angeles	12	2	0	.857
Atlanta	9	5	0	.643
New Orleans	5	9	0	.357
San Francisco	5	9	0	.357

Central Division

	W	L	T	Pct.
Minnesota	12	2	0	.857
Detroit	6	7	1	.464
Green Bay	5	7	2	.429
Chicago	3	11	0	.214

Eastern Division

	W	L	T	Pct.
Dallas	10	4	0	.714
Washington †	10	4	0	.714
Philadelphia	5	8	1	.393
St. Louis	4	9	1	.321
N.Y. Giants	2	11	1	.179

AFL Championship: Miami 27, Oakland 10
NFL Championship: Minnesota 27, Dallas 10
Super Bowl VIII: Miami 24, Minnesota 7

REGULAR STARTERS

OFFENSE

WR	Elmo Wright
LT	Jim Tyrer
LG	Ed Budde
C	Jack Rudnay
RG	Mo Moorman
RT	Francis Peay
	Dave Hill
TE	Morris Stroud
WR	Otis Taylor
QB	Mike Livingston
	Len Dawson
RB	Ed Podolak
RB	Wendell Hayes
	Willie Ellison
K	Jan Stenerud

DEFENSE

LE	Marvin Upshaw
LT	Curley Culp
RT	Buck Buchanan
RE	Wilbur Young
LLB	Bobby Bell
MLB	Willie Lanier
RLB	Jim Lynch
LCB	Nate Allen
RCB	Emmitt Thomas
LS	Jim Kearney
RS	Mike Sensibaugh
P	Jerrel Wilson

PRO BOWLERS IN BOLD

TEAM STATISTICS

	CHIEFS	OPP.
TOTAL FIRST DOWNS	208	209
Rushing/Passing/Penalty	106/93/9	90/95/24
3rd Down: Made/Att.	72/204	69/206
3rd Down Pct.	35.3	33.5
TOTAL NET YARDS	3536	3575
Avg. Per Game	252.6	255.4
Total Plays	863	856
Avg. Per Play	4.1	4.2
NET YARDS RUSHING	1793	1956
Avg. Per Game	128.1	139.7
Total Rushes	511	493
Avg. Per Rush	3.5	4.0
NET PASSING OFFENSE	1743	1619
Avg. Per Game	124.5	115.6
Sacked/Yards Lost	39/296	38/323
Gross Yards	2039	1942
Attempts/Completions	313/173	324/157
Pct. of Completions	55.3	48.6
Had Intercepted	13	21
PUNTS/AVERAGE	80/45.5	87/41.4
PUNT RETURNS/YARDS	42/279	48/455
KICKOFF RETURNS/YARDS	31/725	40/1031
PENALTIES/YARDS	83/797	63/649
FUMBLES/LOST	36/18	33/18
TOUCHDOWNS	23	22
Rushing/Passing	11/10	11/11
Defensive/Kicking Game	2/0	0/0
SAFETIES	0	0

SCORE BY PERIODS	1	2	3	4	Total
CHIEFS TOTAL	40	57	53	81	231
Opp. Total	30	71	35	56	192





8-6 • 2nd AFC West • Hank Stram

Preseason (5-2)

7/29	W	23-17	N.Y. Giants	19,304
Hall of Fame Game (Canton, OH)				
8/5	W	24-10	Chicago (Notre Dame, IN)	32,391
8/12	W	24-14	ST. LOUIS	78,190
8/21	L	17-23	BALTIMORE	76,882
8/27	W	19-13	L.A. RAMS	77,764
9/2	W	20-10	DALLAS	79,592
9/9	L	0-20	at Green Bay (Milwaukee, WI)	47,281

Regular Season (8-6)

9/17	L	10-20	MIAMI	79,829
9/25	W	20-17	at New Orleans (Mon) (N)	70,793
10/1	W	45-24	at Denver	51,656
10/8	W	31-7	at Cleveland	83,819
10/15	L	16-23	CINCINNATI	79,068
10/22	L	20-21	PHILADELPHIA	78,389
10/29	W	26-14	at San Diego	54,533
11/5	W	27-14	OAKLAND	82,094
11/12	L	7-16	at Pittsburgh	50,350
11/19	L	17-27	SAN DIEGO	79,011
11/26	L	3-26	at Oakland	54,801
12/3	W	24-21	DENVER	66,725
12/10	W	24-10	BALTIMORE	44,175
12/17	W	17-14	at Atlanta	58,850

INDIVIDUAL STATISTICS

	Att.	Cmp.	PASSING			Int	LG	Rating
			Yds.	Pct.	TD			
Dawson	305	175	1835	57.4	13	12	44	73.1
Livingston	78	41	480	52.6	7	8	36	62.0
Wilson	1	1	20	100.0	0	0	20	118.8
CHIEFS TOTALS	384	217	2335	56.5	20	20	44	70.2
Opp. Total	368	186	2483	50.5	17	24	67t	60.5

	No.	PASS RECEIVING		LG	TD
		Yds.	Avg.		
Taylor	57	821	14.4	44	6
Podolak	46	345	7.5	27t	2
Hayes	31	295	9.5	29t	3
Adame	15	76	5.1	11	0
Frazier	13	172	13.2	35	5
Homan	12	135	11.3	38	1
Otis	12	76	6.3	13	0
Wright	11	81	7.4	14	0
West	9	165	18.3	42t	2
Stroud	4	80	20.0	44	1
Kinney	4	45	11.2	19	0
Jankowski	2	24	12.0	18	0
Allen	1	20	20.0	20	0
CHIEFS TOTALS	217	2335	10.8	44	20
Opp. Total	186	2483	13.3	67t	17

	No.	RUSHING		LG	TD
		Yds.	Avg.		
Podolak	171	615	3.6	30	4
Hayes	128	536	4.2	28	0
Adame	73	536	4.2	19	1
Livingston	14	133	9.5	51	0
Kinney	38	122	3.2	16	1
Otis	29	92	3.2	12	0
Dawson	15	75	5.0	20	0
Wright	1	24	24.0	24	0
Taylor	5	13	2.6	11	0
West	2	2	1.0	10	0
CHIEFS TOTALS	476	1915	4.0	51	6
Opp. Total	453	1805	4.0	45	12

TEAM LEADERS

Scoring: Jan Stenerud 95 pts: 32 PATs, 21 FGs
INTs: Mike Sensibaugh 8-65 yds., 0 TDs
Punting: Jerrel Wilson 66-2960 yds., 44.8 avg., 69 LG
Punt Returns: Larry Marshall 18-103 yds., 5.7 avg., 0 TDs
Kickoff Returns: Larry Marshall 23-651 yds., 28.3 avg., 0 TDs

LEAGUE STANDINGS



AMERICAN FOOTBALL CONFERENCE

Western Division

	W	L	T	Pct.
Oakland	10	3	1	.750
Kansas City	8	6	0	.571
Denver	5	9	0	.357
San Diego	4	9	1	.321

Central Division

	W	L	T	Pct.
Pittsburgh	11	3	0	.786
Cleveland †	10	4	0	.714
Cincinnati	8	6	0	.571
Houston	1	13	0	.071

Eastern Division

	W	L	T	Pct.
Miami	14	0	0	1.000
N.Y. Jets	7	7	0	.500
Baltimore	5	9	0	.357
Buffalo	4	9	1	.321
New England	3	11	0	.214



NATIONAL FOOTBALL CONFERENCE

Western Division

	W	L	T	Pct.
San Francisco	8	5	1	.607
Atlanta	7	7	0	.500
Los Angeles	6	7	1	.464
New Orleans	2	11	1	.179

Central Division

	W	L	T	Pct.
Green Bay	10	4	0	.714
Detroit	8	5	1	.607
Minnesota	7	7	0	.500
Chicago	4	9	1	.321

Eastern Division

	W	L	T	Pct.
Washington	11	3	0	.786
Dallas †	10	4	0	.714
N.Y. Giants	8	6	0	.571
St. Louis	4	9	1	.321
Philadelphia	2	11	1	.179

AFL Championship: Miami 21, Pittsburgh 17
NFL Championship: Washington 26, Dallas 3
Super Bowl VII: Miami 14, Washington 7

REGULAR STARTERS

OFFENSE

WR	Dennis Homan
	Robert West
LT	Jim Tyrer
LG	Ed Budde
C	Jack Rudnay
RG	Mo Moorman
RT	Dave Hill
TE	Morris Stroud
	Willie Frazier
WR	Otis Taylor
QB	Len Dawson
RB	Ed Podolak
RB	Wendell Hayes
K	Jan Stenerud

DEFENSE

LE	Marvin Upshaw
LT	Curley Culp
RT	Buck Buchanan
RE	Wilbur Young
LLB	Bobby Bell
MLB	Willie Lanier
RLB	Jim Lynch
LCB	Jim Marsalis
RCB	Emmitt Thomas
LS	Jim Kearney
RS	Mike Sensibaugh
P	Jerrel Wilson

PRO BOWLERS IN BOLD

TEAM STATISTICS

	CHIEFS	OPP.
TOTAL FIRST DOWNS	245	227
Rushing/Passing/Penalty	121/116/11	90/116/18
TOTAL NET YARDS	3956	4027
Avg. Per Game	282.6	287.6
Total Plays	894	853
Avg. Per Play	4.4	4.7
NET YARDS RUSHING	1915	1805
Avg. Per Game	136.8	128.9
Total Rushes	476	453
Avg. Per Play	4.0	4.0
NET YARDS PASSING	2041	2222
Avg. Per Game	145.8	158.7
Sacked/Yards Lost	34/297	32/261
Gross Yards	2335	2483
Attempts/Completions	384/217	368/186
Pct. of Completions	56.5	50.5
Had Intercepted	20	24
PUNTS/AVERAGE	66/44.8	61/40.4
KICKOFF RETURNS/YARDS	46/1057	43/1083
PUNT RETURNS/YARDS	29/126	40/296
PENALTIES/YARDS	69/653	66/643
FUMBLES/LOST	23/12	35/19
TOUCHDOWNS	32	30
Rushing/Passing	6/20	12/17
Returns: Off./Def./Kicking Game*	1/5/0	0/1/0
SAFETIES	0	0

SCORE BY PERIODS	1	2	3	4	Total
CHIEFS TOTAL	20	90	85	92	287
Opp. Total	55	98	37	64	254





10-3-1 • 1st AFC West • Hank Stram

Preseason (4-1-1)

8/7	W	10-7	at Baltimore	16,771
8/14	W	12-10	ATLANTA	37,403
8/21	W	27-7	at New Orleans	70,459
8/30	W	21-16	N.Y. JETS	37,650
9/4	T	17-17	ST. LOUIS	36,743
9/11	L	17-24	at Dallas	74,035

Regular Season (10-3-1)

9/19	L	14-21	at San Diego	54,061
9/26	W	20-16	at Houston	46,498
10/3	W	16-3	at Denver	51,200
10/10	W	31-10	SAN DIEGO	50,514
10/18	W	38-16	PITTSBURGH (Mon) (N)	49,533
10/24	W	27-20	WASHINGTON	51,989
10/31	T	20-20	at Oakland	54,715
11/7	L	10-13	at N.Y. Jets	62,812
11/14	W	13-7	CLEVELAND	50,388
11/21	W	28-10	DENVER	49,945
11/25	L	21-32	at Detroit (Thur) (Thnks)	54,418
12/6	W	26-17	at San Francisco (Mon) (N)	45,306
12/12	W	16-14	OAKLAND	51,215
12/19	W	22-9	BUFFALO	48,121

AFC Divisional Playoff Game

12/25	L	24-27 2OT	MIAMI (Sat)	50,374
-------	---	-----------	-------------	--------

INDIVIDUAL STATISTICS

	PASSING							
	Att.	Cmp.	Yds.	Pct.	TD	Int	LG	Rating
Dawson	301	167	2504	55.2	15	13	82	81.8
Livingston	28	12	130	42.9	0	0	36	57.2
Huarte	6	2	18	33.3	0	0	26	42.3
Podolak	2	2	42	100.0	0	0	23	118.8
CHIEFS TOTALS	337	183	2694	54.3	15	13	82	79.4
Opp. Total	418	209	2703	50.0	11	27	53	52.6

	PASS RECEIVING				
	No.	Yds.	Avg.	LG	TD
Taylor	57	1110	19.5	82	7
Podolak	36	306	8.5	23	0
Wright	26	524	20.3	69t	3
Stroud	22	454	20.6	54	1
Hayes	16	163	10.2	26t	1
Otis	12	74	6.2	26	2
McVea	5	-3	-0.6	10	0
Homan	3	47	9.0	9	0
Frazier	2	41	20.5	23	0
Holmes	2	16	8.0	12	0
Smith	1	12	12.0	12	0
Adamle	1	6	6.0	6t	1
CHIEFS TOTALS	183	2694	14.7	82	15
Opp. Total	209	2703	12.9	53	11

	RUSHING				
	No.	Yds.	Avg.	LG	TD
Podolak	184	708	3.8	25	9
Hayes	132	541	4.1	27	1
McVea	68	286	4.2	19	3
Otis	49	184	3.8	11	0
Adamle	13	43	3.3	3	0
Taylor	1	25	25.0	25t	1
Dawson	12	24	2.0	8	0
Holmes	21	35	1.7	6	0
Livingston	5	11	2.2	3	0
Frazier	1	-2	-2.0	-2	0
Wright	1	-10	-10.0	-10	0
CHIEFS TOTALS	487	1843	3.8	27	14
Opp. Total	367	1300	3.5	28	9

TEAM LEADERS

Scoring: Jan Stenerud 110 pts: 32 PATs, 26 FGs
INTs: Emmitt Thomas 8-145 yds., 1 TD
Punting: Jerrel Wilson 64-2864 yds., 44.8 avg., 68 LG
Punt Returns: Ed Podolak 13-84 yds., 6.5 avg., 0 TDs
Kickoff Returns: Kerry Reardon 12-308 yds., 25.7 avg., 0 TDs

LEAGUE STANDINGS



AMERICAN FOOTBALL CONFERENCE

Western Division

	W	L	T	Pct.
Kansas City	10	3	1	.769
Oakland	8	4	2	.667
San Diego	6	8	0	.429
Denver	4	9	1	.308

Central Division

	W	L	T	Pct.
Cleveland	9	5	0	.643
Pittsburgh	6	8	0	.429
Houston	4	9	1	.308
Cincinnati	4	10	0	.286

Eastern Division

	W	L	T	Pct.
Miami	10	3	1	.769
Baltimore †	10	4	0	.714
New England	6	8	0	.429
N.Y. Jets	6	8	0	.429
Buffalo	1	13	0	.071



NATIONAL FOOTBALL CONFERENCE

Western Division

	W	L	T	Pct.
San Francisco	9	5	0	.643
Los Angeles	8	5	1	.615
Atlanta	7	6	1	.538
New Orleans	4	8	2	.333

Central Division

	W	L	T	Pct.
Minnesota	11	3	0	.786
Detroit	7	6	1	.538
Chicago	6	8	0	.429
Green Bay	4	8	2	.333

Eastern Division

	W	L	T	Pct.
Dallas	11	3	0	.786
Washington †	9	4	1	.692
Philadelphia	6	7	1	.462
St. Louis	4	9	1	.308
N.Y. Giants	4	10	0	.286

AFL Championship: Miami 21, Baltimore 0

NFL Championship: Dallas 14, San Francisco 3

Super Bowl VI: Dallas 24, Miami 3

REGULAR STARTERS

OFFENSE

WR	Elmo Wright
LT	Jim Tyrer
LG	Ed Budde
C	Jack Rudnay
RG	Mo Moorman
RT	Dave Hill
TE	Morris Stroud
WR	Otis Taylor
QB	Len Dawson
RB	Ed Podolak
RB	Wendell Hayes
K	Jan Stenerud

DEFENSE

LE	Marvin Upshaw
LT	Curley Culp
RT	Buck Buchanan
RE	Aaron Brown
LLB	Bobby Bell
MLB	Willie Lanier
LCB	Jim Lynch
RCB	Jim Marsalis
LS	Emmitt Thomas
LS	Jim Kearney
RS	Johnny Robinson
P	Jerrel Wilson

PRO BOWLERS IN BOLD

TEAM STATISTICS

	CHIEFS	OPP.
TOTAL FIRST DOWNS	240	223
Rushing/Passing/Penalty	108/119/13	73/125/25
TOTAL NET YARDS	4190	3770
Avg. Per Game	29.3	269.3
Total Plays	836	813
Avg. Per Play	5.0	4.6
NET YARDS RUSHING	1843	1337
Avg. Per Game	131.6	95.5
Total Rushes	462	367
Avg. Per Play	4.0	3.7
NET YARDS PASSING	2347	2506
Avg. Per Game	167.6	179.0
Sacked/Yards Lost	35/347	28/235
Gross Yards	2694	2741
Attempts/Completions	337/183	406/209
Pct. of Completions	54.3	51.5
Had Intercepted	13	27
PUNTS/AVERAGE	64/44.3	67/39.3
PUNT RETURNS/YARDS	32/150	38/286
KICKOFF RETURNS/YARDS	47/1031	47/1071
Penalties/Yards	72/734	72/752
Fumbles/Lost	23/13	16/7
TOUCHDOWNS	32	21
Rushing/Passing	14/15	9/11
Defensive/Kicking Game	3/0	1/0
SAFETIES	0	1

	1	2	3	4	Total
SCORE BY PERIODS					
CHIEFS TOTAL	61	123	48	70	302
Opp. Total	41	71	22	74	208





7-5-2 • 2nd AFC West • Hank Stram

Preseason (4-3)

7/31 W 24-3	College All-Stars (Chicago, IL) . . .	69,940
8/8 W 30-17	at Detroit	55,032
8/14 L 3-17	BALTIMORE	38,341
8/22 W 16-13	Cleveland (Memphis, TN)	31,532
8/29 L 17-22	at Atlanta	56,990
9/5 W 13-0	at Dallas	69,055
9/12 L 24-34	at St. Louis	50,661

Regular Season (7-5-2)

9/20 L 10-27	at Minnesota	47,900
9/28 W 44-24	at Baltimore (Mon) (N)	53,911
10/4 L 13-26	at Denver	50,705
10/11 W 23-10	BOSTON	50,698
10/18 W 27-19	at Cincinnati	57,265
10/25 L 16-27	DALLAS	51,158
11/1 T 17-17	OAKLAND	51,334
11/8 W 24-9	HOUSTON	49,810
11/15 W 31-14	at Pittsburgh	50,081
11/22 T 6-6	ST. LOUIS	50,711
11/29 W 26-14	SAN DIEGO	50,315
12/6 W 16-0	DENVER	50,454
12/12 L 6-20	at Oakland (Sat)	54,596
12/20 L 13-31	at San Diego	41,379

INDIVIDUAL STATISTICS

PASSING

	Att.	Cmp.	Yds.	Pct.	TD	Int	LG	Rating
Dawson	262	141	1876	53.8	13	14	61t	71.3
Livingston	22	11	122	50.0	0	1	31	48.1
Podolak	2	2	40	100.0	0	0	24	118.8
Huarte	2	0	0	0.0	0	1	0	0.0
McVea	1	0	0	0.0	0	0	0	39.6
CHIEFS TOTALS . . .	289	154	2038	53.3	13	16	61t	67.8
Opp. Total	408	195	2280	47.8	15	31	89t	45.8

PASS RECEIVING

	No.	Yds.	Avg.	LG	TD
Taylor	34	618	18.2	59t	3
Podolak	26	307	11.8	59t	1
Hayes	26	219	8.3	28	0
Holmes	23	173	7.5	31	1
Pitts	11	172	15.6	54	2
Arbanas	8	108	14.5	26	1
Cannon	7	125	17.8	45	2
Richardson	5	171	34.2	61t	2
McVea	5	26	5.2	15	0
Garrett	4	4	1.0	5	0
Stroud	4	86	24.5	50	1
Porter	1	29	29.0	29	0
CHIEFS TOTALS . . .	154	2038	13.2	61t	13
Opp. Total	195	2280	11.7	89t	15

RUSHING

	No.	Yds.	Avg.	LG	TD
Podolak	168	749	4.5	65t	3
Hayes	109	381	3.5	22	5
McVea	61	260	4.3	34	0
Holmes	63	206	3.3	22	3
Pitts	5	84	16.8	42	0
Garrett	21	62	3.2	18	0
Dawson	11	46	4.2	21	0
Livingston	3	26	8.7	16	0
Porter	2	21	10.5	21	0
Taylor	3	13	4.3	7	0
Cannon	1	10	10.0	10	0
Richardson	1	4	4.0	4	0
CHIEFS TOTALS . . .	448	1858	4.2	65t	11
Opp. Total	418	1657	4.0	47t	10

TEAM LEADERS

Scoring: Jan Stenerud 116 pts: 26 PATs, 30 FGs
INTs: Johnny Robinson 10-155 yds., 1 TD
Punting: Jerrel Wilson 76-3415 yds., 44.9 avg., 68 LG
Punt Returns: Ed Podolak 23-311 yds., 13.5 avg., 0 TDs
Kickoff Returns: Robert Holmes 19-535 yds., 28.2 avg., 0 TDs

LEAGUE STANDINGS



AMERICAN FOOTBALL CONFERENCE

Western Division

	W	L	T	Pct.
Oakland	8	4	2	.667
Kansas City	7	5	2	.583
San Diego	5	6	3	.455
Denver	5	8	1	.385

Central Division

	W	L	T	Pct.
Cincinnati	8	6	0	.571
Cleveland	7	7	0	.500
Pittsburgh	5	9	0	.357
Houston	3	10	1	.231

Eastern Division

	W	L	T	Pct.
Baltimore	11	2	1	.846
Miami †	10	4	0	.714
N.Y. Jets	4	10	0	.286
Buffalo	3	10	1	.231
Boston	2	12	0	.143



NATIONAL FOOTBALL CONFERENCE

Western Division

	W	L	T	Pct.
San Francisco	10	3	1	.769
Los Angeles	9	4	1	.692
Atlanta	4	8	2	.333
New Orleans	2	11	1	.154

Central Division

	W	L	T	Pct.
Minnesota	12	2	0	.857
Detroit †	10	4	0	.714
Chicago	6	8	0	.429
Green Bay	6	8	0	.429

Eastern Division

	W	L	T	Pct.
Dallas	10	4	0	.714
N.Y. Giants	9	5	0	.643
St. Louis	8	5	1	.615
Washington	6	8	0	.429
Philadelphia	3	10	1	.231

AFL Championship: Baltimore 27, Oakland 17
NFL Championship: Dallas 17, San Francisco 10
Super Bowl V: Baltimore 16, Dallas 13

REGULAR STARTERS

OFFENSE

WR	Frank Pitts
LT	Jim Tyrer
LG	Ed Budde
C	Jack Rudnay
	E.J. Holub
RG	Mo Moorman
RT	Dave Hill
TE	Fred Arbanas
	Morris Stroud
WR	Otis Taylor
QB	Len Dawson
RB	Mike Garrett
	Ed Podolak
RB	Wendell Hayes
K	Jan Stenerud

DEFENSE

LE	Jerry Mays
LT	Curley Culp
RT	Buck Buchanan
RE	Aaron Brown
LLB	Bobby Bell
MLB	Willie Lanier
RLB	Jim Lynch
LCB	Jim Marsalis
RCB	Emmitt Thomas
LS	Jim Kearney
RS	Johnny Robinson
P	Jerrel Wilson

PRO BOWLERS IN BOLD

TEAM STATISTICS

	CHIEFS	OPP.
TOTAL FIRST DOWNS	183	226
Rushing/Passing/Penalty	83/86/14	83/111/32
TOTAL NET YARDS	3577	3667
Avg. Per Game	255.5	261.9
Total Plays	775	861
Avg. Per Play	4.6	4.3
NET YARDS RUSHING	1858	1657
Avg. Per Game	132.7	118.4
Total Rushes	448	418
Avg. Per Play	4.1	4.0
NET YARDS PASSING	1719	2010
Avg. Per Game	122.8	143.6
Sacked/Yards Lost	38/319	35/270
Gross Yards	2038	2280
Attempts/Completions	289/154	408/195
Pct. of Completions	53.3	47.8
Had Intercepted	16	31
PUNTS/AVERAGE	76/44.9	77/41.5
PUNT RETURNS/YARDS	31/371	51/414
KICKOFF RETURNS/YARDS	44/997	
PENALTIES/YARDS	83/888	71/817
FUMBLES/LOST	26/15	22/12
TOUCHDOWNS	26	26
Rushing/Passing	11/13	10/15
Defensive/Kicking Game	2/0	1/0
SAFETIES	0	0

SCORE BY PERIODS

	1	2	3	4	Total
CHIEFS TOTAL	53	98	46	75	272
Opp. Total	32	77	51	84	244





11-3 • 2nd AFL West • Hank Stram

Preseason (6-0)

8/2	W	23-17	Oakland (Birmingham, AL).....	21,000
8/9	W	38-13	DETROIT.....	38,027
8/16	W	23-7	Cincinnati (Jackson, MS).....	24,513
8/23	W	42-14	at L.A. Rams.....	58,306
8/28	W	31-21	at St. Louis.....	48,006
9/6	W	14-10	ATLANTA.....	37,273

Regular Season (11-3)

9/14	W	27-9	at San Diego.....	47,988
9/21	W	31-0	at Boston.....	22,002
9/28	L	19-24	at Cincinnati.....	27,812
10/5	W	26-13	at Denver.....	50,564
10/12	W	24-0	HOUSTON.....	45,805
10/19	W	17-10	MIAMI.....	49,809
10/26	W	42-22	CINCINNATI.....	50,934
11/2	W	29-7	at Buffalo.....	45,844
11/9	W	27-3	SAN DIEGO.....	51,104
11/16	W	34-16	at N.Y. Jets.....	63,849
11/23	L	24-27	OAKLAND.....	51,982
11/27	W	31-17	DENVER (Thur) (Thnks).....	48,773
12/7	W	22-19	BUFFALO.....	47,712
12/13	L	6-10	at Oakland (Sat).....	54,443

AFL Divisional Playoff Game

12/20	W	13-6	at N.Y. Jets (Sat).....	62,977
-------	---	------	-------------------------	--------

AFL Championship Game

1/4	W	17-7	at Oakland.....	54,443
-----	---	------	-----------------	--------

Super Bowl IV

1/11	W	23-7	Minnesota (New Orleans, LA)....	80,562
------	---	------	---------------------------------	--------

INDIVIDUAL STATISTICS

PASSING								
	Att.	Cmp.	Yds.	Pct.	TD	Int	LG	Rating
Dawson.....	166	98	1323	59.0	9	13	55t	70.0
Livingston.....	161	84	1123	52.2	4	6	93t*	67.6
Lee.....	20	12	109	60.0	1	1	31	70.6
McVea.....	3	1	50	33.0	1	0	50t	121.5
Flores.....	1	1	33	100.0	1	0	33t	158.3
CHIEFS TOTALS.....	351	196	2638	55.8	16	20	93t*	71.4
Opp. Total.....	426	200	2491	46.9	10	32	80	42.1

PASS RECEIVING					
	No.	Yds.	Avg.	LG	TD
Garrett.....	43	432	10.0	41	2
Taylor.....	41	696	17.0	79	7
Pitts.....	31	470	15.8	50	2
Holmes.....	26	266	10.2	33t	3
Richardson.....	23	381	16.6	39	2
Arbanas.....	16	258	16.1	44	0
Hayes.....	9	64	7.1	17	0
McVea.....	7	71	10.1	22	0
CHIEFS TOTALS.....	196	2638	13.5	79	16
Opp. Total.....	200	2491	12.5	80	10

RUSHING					
	No.	Yds.	Avg.	LG	TD
Garrett.....	168	732	4.4	34	6
Holmes.....	150	612	4.1	25	2
McVea.....	106	500	4.7	80	7
Hayes.....	62	208	3.4	11	4
Livingston.....	15	102	6.8	39	0
Lowe.....	10	33	3.3	18	0
Pitts.....	5	28	5.6	11	0
Dawson.....	1	3	3.0	3	0
Lee.....	1	3	3.0	3	0
Arbanas.....	1	1	1.0	1	0
Flores.....	1	0	0.0	0	0
Taylor.....	2	-2	-1.0	10	0
CHIEFS TOTALS.....	522	2220	4.3	80	19
Opp. Total.....	314	1091	3.5	50	8

TEAM LEADERS

Scoring: Jan Stenerud..... 119 pts: 38 PATs, 27 FGs
INTs: Johnny Robinson..... 8-158 yds., 0 TDs
Punting: Jerrel Wilson..... 68-3022 yds., 44.4 avg., 62 LG
Punt Returns: Noland Smith..... 9-107 yds., 11.9 avg., 0 TDs
Kickoff Returns: Warren McVea..... 13-318 yds., 24.5 avg., 0 TDs
 *93-yard touchdown pass was a 79-yard completion to Otis Taylor, with a lateral to Robert Holmes for 14 yards to finish the scoring play.

LEAGUE STANDINGS



AMERICAN FOOTBALL LEAGUE

Western Division

	W	L	T	Pct.
Oakland	12	1	1	.923
Kansas City †	11	3	0	.786
San Diego	8	6	0	.571
Denver	5	8	1	.385
Cincinnati	4	9	1	.308

Eastern Division

	W	L	T	Pct.
N.Y. Jets	10	4	0	.714
Houston †	6	6	2	.500
Boston	4	10	0	.286
Buffalo	4	10	0	.286
Miami	3	10	1	.231

AFL Divisional Playoffs

Kansas City 13, N.Y. Jets 6

Oakland 56, Houston 7

AFL Championship

Kansas City 17, Oakland 7

NFL Championship

Minnesota 27, Cleveland 7

Super Bowl IV

Kansas City 23, Minnesota 7



NATIONAL FOOTBALL LEAGUE

Western Conference

Coastal Division				W	L	T	Pct.
Los Angeles	11	3	0	.786			
Baltimore	8	5	1	.615			
Atlanta	8	8	0	.500			
San Francisco	4	8	2	.333			
Central Division				W	L	T	Pct.
Minnesota	12	2	0	.857			
Detroit	9	4	1	.692			
Green Bay	8	6	0	.571			
Chicago	1	13	0	.071			

Eastern Conference

Capitol Division				W	L	T	Pct.
Dallas	11	2	1	.846			
Washington	7	5	2	.583			
New Orleans	5	9	0	.357			
Philadelphia	4	9	1	.308			
Century Division				W	L	T	Pct.
Cleveland	10	3	1	.769			
N.Y. Giants	6	8	0	.429			
St. Louis	4	9	1	.308			
Pittsburgh	1	13	0	.071			

REGULAR STARTERS

OFFENSE		DEFENSE	
WR	Frank Pitts	LE	Jerry Mays
LT	Jim Tyrer	LT	Curley Culp
LG	Ed Budde	RT	Buck Buchanan
C	E.J. Holub	RE	Aaron Brown
RG	Mo Moorman	LLB	Bobby Bell
RT	Dave Hill	MLB	Willie Lanier
TE	Fred Arbanas	RLB	Jim Lynch
WR	Gloster Richardson	LCB	Jim Marsalis
	Otis Taylor	RCB	Emmitt Thomas
QB	Len Dawson	LS	Jim Kearney
	Mike Livingston	RS	Johnny Robinson
RB	Mike Garrett	P	Jerrel Wilson
RB	Robert Holmes		
K	Jan Stenerud		

ALL-STARS IN BOLD

TEAM STATISTICS

	CHIEFS	OPP.
TOTAL FIRST DOWNS.....	258	181
Rushing/Passing/Penalty.....	129/125/4	53/111/17
TOTAL NET YARDS.....	4607	3163
Avg. Per Game.....	329.1	225.9
Total Plays.....	899	808
Avg. Per Play.....	5.1	3.9
NET YARDS RUSHING.....	2220	1091
Avg. Per Game.....	158.6	77.9
Total Rushes.....	522	316
Avg. Per Play.....	4.3	3.5
NET YARDS PASSING.....	2387	2072
Avg. Per Game.....	170.5	148.0
Sacked/Yards Lost.....	26/251	48/419
Gross Yards.....	2638	2491
Attempts/Completions.....	351/196	426/200
Pct. of Completions.....	55.8	46.9
Had Intercepted.....	20	32
PUNTS/AVERAGE.....	68/44.4	94/42.6
PUNT RETURNS/YARDS.....	33/242	43/509
KICKOFF RETURNS/YARDS.....	41/1090	59/1431
PENALTIES/YARDS.....	62/757	39/434
FUMBLES/LOST.....	34/19	25/15
TOUCHDOWNS.....	40	19
Rushing/Passing.....	19/16	6/10
Defensive/Kicking Game.....	2/3	3/0
SAFETIES.....	0	1

SCORE BY PERIODS	1	2	3	4	Total
CHIEFS TOTAL	81	117	50	111	359
Opp. Total	29	45	36	67	177





12-2 • (Tie) 1st AFL West • Hank Stram

LEAGUE STANDINGS



AMERICAN FOOTBALL LEAGUE

Western Division

	W	L	T	Pct.
Oakland	12	2	0	.857
Kansas City	12	2	0	.857
San Diego	9	5	0	.643
Denver	5	9	0	.357
Cincinnati	3	11	0	.214

Eastern Division

	W	L	T	Pct.
N.Y. Jets	11	3	0	.786
Houston	7	7	0	.500
Miami	5	8	1	.385
Boston	4	10	0	.286
Buffalo	1	12	1	.077

AFL Western Division Playoff

Oakland 41, Kansas City 6

AFL Championship

N.Y. Jets 27, Oakland 23

NFL Championship

Baltimore 34, Cleveland 0

Super Bowl III

N.Y. Jets 16, Baltimore 7



NATIONAL FOOTBALL LEAGUE

Western Conference

Coastal Division	W	L	T	Pct.
Baltimore	13	1	0	.929
Los Angeles	10	3	1	.769
San Francisco	7	6	1	.538
Atlanta	2	12	0	.143

Central Division	W	L	T	Pct.
Minnesota	8	6	0	.571
Chicago	7	7	0	.500
Green Bay	6	7	1	.462
Detroit	4	8	2	.333

Eastern Conference

Capitol Division	W	L	T	Pct.
Dallas	12	2	0	.857
N.Y. Giants	7	7	0	.500
Washington	5	9	0	.357
Philadelphia	2	12	0	.143

Century Division	W	L	T	Pct.
Cleveland	10	4	0	.714
St. Louis	9	4	1	.692
New Orleans	4	9	1	.308
Pittsburgh	2	11	1	.154

Preseason (4-1)

8/3	W	38-14	at Cincinnati	21,682
8/10	W	13-10	at Minnesota	46,228
8/17	W	13-10	ST. LOUIS	47,462
8/24	W	31-21	OAKLAND	43,769
8/31	L	16-36	at L.A. Rams	54,323

Regular Season (12-2)

9/10	W	26-21	at Houston (Mon) (N)	45,083
9/15	L	19-20	N.Y. JETS	48,871
9/22	W	34-2	DENVER	45,821
9/28	W	48-3	at Miami (Sat) (N)	28,501
10/5	W	18-7	at Buffalo (Sat) (N)	40,748
10/13	W	13-3	CINCINNATI	47,096
10/20	W	24-10	OAKLAND	50,015
10/27	W	27-20	SAN DIEGO	50,344
11/3	L	21-38	at Oakland	53,357
11/10	W	16-9	at Cincinnati	25,537
11/17	W	31-17	BOSTON	48,271
11/28	W	24-10	HOUSTON (Thur) (Thnks)	48,493
12/8	W	40-3	at San Diego	51,174
12/14	W	30-7	at Denver (Sat)	38,463

AFL Divisional Playoff Game

12/22	L	6-41	at Oakland	54,444
-------	---	------	------------	--------

INDIVIDUAL STATISTICS

	Att.	Cmp.	Yds.	Pct.	TD	Int	LG	Rating
Dawson	224	131	2109	58.5	17	9	92	98.8
Lee	45	25	383	55.6	3	1	61	97.1
Garrett	1	0	0	0.0	0	1	0	0.0
CHIEFS TOTALS	270	156	2492	57.8	20	11	92	96.4
Opp. Total	461	214	3262	46.4	14	37	82	46.9

PASS RECEIVING

	No.	Yds.	Avg.	LG	TD
Garrett	33	359	10.9	43	3
Pitts	30	655	21.8	90	6
Richardson	22	494	22.5	92	6
Taylor	20	420	21.0	67	4
Holmes	19	201	10.6	43	0
Hayes	12	108	9.0	22	1
Arbanas	11	189	17.2	48	0
McClinton	3	-4	-1.3	5	0
Carolan	2	26	13.0	19	0
Coan	2	15	7.5	12	0
Wilson	1	14	14.0	14	0
Smith	1	15	15.0	15	0
CHIEFS TOTALS	156	2492	16.0	92	20
Opp. Total	214	3262	15.2	82	14

RUSHING

	No.	Yds.	Avg.	LG	TD
Holmes	174	866	5.0	76	7
Garrett	164	564	3.4	37	3
Hayes	85	340	4.0	25	4
Coan	40	160	4.0	24	1
Pitts	11	107	9.7	28	0
McClinton	24	107	4.5	19	0
Taylor	5	41	8.2	30	1
Dawson	28	40	2.0	22	0
Arbanas	3	14	4.7	8	0
Livingston	2	2	1.0	3	0
Wilson	5	1	0.2	1	0
Smith	2	-2	-1.0	1	0
Richardson	1	-3	-3.0	-3	0
Lowe	1	-10	-10.0	-10	0
CHIEFS TOTALS	537	2227	4.2	76	16
Opp. Total	365	1266	3.5	36	4

TEAM LEADERS

Scoring: Jan Stenerud 129 pts: 39 PATs, 30 FGs
INTs: Johnny Robinson 6-40 yds., 0 TDs
Punting: Jerrel Wilson 63-2841 yds., 45.1 avg., 70 LG
Punt Returns: Noland Smith 18-270 yds., 15.0 avg., 1 TD
Kickoff Returns: Noland Smith 23-549 yds., 23.9 avg., 0 TDs

REGULAR STARTERS

OFFENSE

WR	Frank Pitts
LT	Jim Tyrer
LG	Ed Budde
C	E.J. Holub
RG	Mo Moorman
RT	Dave Hill
TE	Fred Arbanas
WR	Gloster Richardson
	Otis Taylor
QB	Len Dawson
RB	Mike Garrett
RB	Robert Holmes
K	Jan Stenerud

DEFENSE

LE	Jerry Mays
LT	Ed Lothamer
RT	Buck Buchanan
RE	Aaron Brown
LLB	Bobby Bell
MLB	Willie Lanier
RLB	Jim Lynch
LCB	Emmitt Thomas
RCB	Willie Mitchell
LS	Jim Kearney
RS	Johnny Robinson
P	Jerrel Wilson

ALL-STARS IN BOLD

TEAM STATISTICS

	CHIEFS	OPP.
FIRST DOWNS	223	215
Rushing/Passing/Penalty	123/89/11	52/140/23
TOTAL NET YARDS	4503	4089
Avg. Per Game	321.6	292.1
Total Plays	831	900
Avg. Per Play	5.4	4.5
NET YARDS RUSHING	2227	1266
Avg. Per Game	159.1	90.4
Total Rushes	537	365
Avg. Per Play	4.1	3.5
NET YARDS PASSING	2276	2823
Avg. Per Game	162.6	201.6
Sacked/Yards Lost	24/216	45/439
Gross Yards	2492	3562
Attempts/Completions	270/156	461/214
Pct. of Completions	57.8	46.4
Had Intercepted	11	37
PUNTS/AVERAGE	65/45.3	63/41.8
PUNT RETURNS/YARDS	31/450	31/220
KICKOFF RETURNS/YARDS	38/736	54/1044
PENALTIES/YARDS	66/650	62/555
FUMBLES/LOST	26/16	22/12
TOUCHDOWNS	40	18
Rushing/Passing	16/20	4/14
Defensive/Kicking Game	2/2	0/0
SAFETIES	1	1

SCORE BY PERIODS

	1	2	3	4	Total
CHIEFS TOTAL	90	111	74	96	371
Opp. Total	46	57	40	27	170





9-5 • 2nd AFL West • Hank Stram

Preseason (4-1)

8/5 W 24-9 at Houston 36,362
8/12 W 30-17 N.Y. Jets (Birmingham, AL) 53,109
8/19 W 48-0 Oakland (Portland, OR) 13,352
8/23 W 66-24 CHICAGO 33,041
9/1 L 24-44 at L.A. Rams 73,990

Regular Season (9-5)

9/9 W 25-20 at Houston (Sat) (N) 28,003
9/24 W 24-0 at Miami 36,272
10/1 L 21-23 at Oakland 50,268
10/8 W 41-0 MIAMI 45,291
10/15 L 31-45 at San Diego 43,355
10/22 L 19-24 HOUSTON 46,365
10/29 W 52-9 DENVER 44,002
11/5 W 42-18 N.Y. JETS 46,642
11/12 W 33-10 at Boston 23,010
11/19 L 16-17 SAN DIEGO 46,738
11/23 L 22-44 OAKLAND (Thur) (Thnks) 44,020
12/3 W 23-13 BUFFALO 41,948
12/10 W 21-7 at N.Y. Jets 62,891
12/17 W 38-24 at Denver 31,660

LEAGUE STANDINGS



AMERICAN FOOTBALL LEAGUE

Western Division

Table with columns W, L, T, Pct. for Oakland, Kansas City, San Diego, Denver.

Eastern Division

Table with columns W, L, T, Pct. for Houston, N.Y. Jets, Buffalo, Miami, Boston.

AFL Championship

Oakland 40, Houston 7

NFL Championship

Green Bay 21, Dallas 17

Super Bowl II

Green Bay 33, Oakland 14



NATIONAL FOOTBALL LEAGUE

Western Conference

Table with columns W, L, T, Pct. for Coastal Division (Los Angeles, Baltimore, San Francisco) and Atlanta.

Table with columns W, L, T, Pct. for Central Division (Green Bay, Chicago, Detroit, Minnesota).

Eastern Conference

Table with columns W, L, T, Pct. for Capitol Division (Dallas, Philadelphia, Washington, New Orleans).

Table with columns W, L, T, Pct. for Century Division (Cleveland, N.Y. Giants, St. Louis, Pittsburgh).

INDIVIDUAL STATISTICS

PASSING table with columns Att., Cmp., Yds., Pct., TD, Int, LG, Rating.

PASS RECEIVING table with columns No., Yds., Avg., LG, TD.

RUSHING table with columns No., Yds., Avg., LG, TD.

TEAM LEADERS

Scoring: Jan Stenerud 108 pts: 45 PATs, 21 FGs
INTs: Fletcher Smith 6-150 yds., 0 TDs
Punting: Jerrel Wilson 41-1739 yds., 42.4 avg., 59 LG
Punt Returns: Noland Smith 26-212 yds., 8.2 avg., 0 TDs
Kickoff Returns: Noland Smith 41-1148 yds., 28.0 avg., 1 TD

REGULAR STARTERS

Table of starters divided into OFFENSE (WR, LT, LG, C, RG, RT, TE, WR, QB, RB, RB, K) and DEFENSE (LE, LT, RT, RE, LLB, MLB, RLB, LCB, RCB, LS, RS, P).

ALL-STARS IN BOLD

TEAM STATISTICS

Table comparing CHIEFS and OPP statistics: TOTAL FIRST DOWNS, NET YARDS, NET YARDS RUSHING, NET YARDS PASSING, FUMBLES/LOST, TOUCHDOWNS, SAFETIES.

SCORE BY PERIODS table with columns 1, 2, 3, 4, Total.



1966

KANSAS CITY CHIEFS

**11-2-1 • 1st AFL West • Hank Stram**

LEAGUE STANDINGS



AMERICAN FOOTBALL LEAGUE

Western Division

	W	L	T	Pct.
Kansas City	11	2	1	.846
Oakland	8	5	1	.615
San Diego	7	6	1	.538
Denver	4	10	0	.286

Eastern Division

	W	L	T	Pct.
Buffalo	9	4	1	.692
Boston	8	4	2	.667
N.Y. Jets	6	6	2	.500
Houston	3	11	0	.214
Miami	3	11	0	.214

AFL Championship
Kansas City 31, Buffalo 7**NFL Championship**
Green Bay 34, Dallas 27**Super Bowl I**
Green Bay 35, Kansas City 10

NATIONAL FOOTBALL LEAGUE

Western Conference

	W	L	T	Pct.
Green Bay	12	2	0	.857
Baltimore	9	5	0	.643
Los Angeles	8	6	0	.571
San Francisco	6	6	2	.500
Chicago	5	7	2	.417
Detroit	4	9	1	.308
Minnesota	4	9	1	.308

Eastern Conference

	W	L	T	Pct.
Dallas	10	3	1	.769
Cleveland	9	5	0	.643
Philadelphia	9	5	0	.643
St. Louis	8	5	1	.615
Washington	7	7	0	.500
Pittsburgh	5	8	1	.385
Atlanta	3	11	0	.214
N.Y. Giants	1	12	1	.077

Preseason (4-0)			
8/6 W 32-30	at Denver	17,771	
8/12 W 33-0	at Miami	34,277	
8/20 W 31-21	San Diego (Anaheim, CA)	36,038	
8/27 W 31-20	HOUSTON	25,270	
Regular Season (11-2-1)			
9/11 W 42-20	at Buffalo	42,023	
9/18 W 32-10	at Oakland	50,746	
9/25 W 43-24	at Boston	22,641	
10/2 L 14-29	BUFFALO	43,885	
10/8 W 37-10	DENVER (Sat) (N)	33,929	
10/16 L 13-34	OAKLAND	33,057	
10/23 W 56-10	at Denver	26,196	
10/30 W 48-23	HOUSTON	31,676	
11/6 W 24-14	SAN DIEGO	40,986	
11/13 W 34-16	MIAMI	34,063	
11/20 T 27-27	BOSTON	41,475	
12/11 W 19-18	at Miami	17,881	
12/18 W 27-17	at San Diego	28,348	
AFL Championship Game			
1/1 W 31-7	at Buffalo	42,080	
Super Bowl I			
1/15 L 10-35	Green Bay (Los Angeles, CA)	61,946	

INDIVIDUAL STATISTICS

		PASSING						
	Att.	Cmp.	Yds.	Pct.	TD	Int	LG	Rating
Dawson	284	159	2527	56.0	26	10	89	101.9
Beathard	394	90	578	43.3	4	4	77	61.3
Coan	1	1	18	100.0	1	0	18	158.3
Garrett	1	0	0	0.0	0	0	0	39.6
Taylor	1	0	0	0.0	0	1	0	0.0
CHIEFS TOTALS	377	199	3123	52.8	31	15	89	91.4
Opp. Total	494	226	2876	45.7	18	33	76	48.8

		PASS RECEIVING				
	No.	Yds.	Avg.	LG	TD	
Taylor	58	1297	22.4	89	8	
Burford	58	758	13.1	38	8	
Arbanas	22	305	13.9	36	4	
McClinton	19	285	15.0	68	5	
Coan	18	131	7.3	20	2	
Garrett	15	175	11.7	36	1	
Carolan	7	154	22.0	45	3	
Pitts.	1	11	11.0	11	0	
Wilson	1	7	7.0	7	0	
CHIEFS TOTALS	199	3123	15.7	89	31	
Opp. Total	226	2876	12.7	76	18	

		RUSHING			
	No.	Yds.	Avg.	LG	TD
Garrett	147	801	5.5	77	6
McClinton	140	540	3.9	49	4
Coan	96	521	5.4	57	7
Dawson	24	167	7.0	18	0
Beathard	20	152	7.6	52	1
G. Thomas	7	53	7.6	28	1
Taylor	2	33	16.5	19	0
Wilson	3	7	2.3	5	0
CHIEFS TOTALS	439	2274	5.2	77	19
Opp. Total	353	1356	3.8	41	10

TEAM LEADERS

Scoring: Mike Mercer 93 pts: 33 PATs, 20 FGs
INTs: Johnny Robinson 10-136 yds., 1 TD
 Bobby Hunt 10-113 yds., 0 TDs
Punting: Jerrel Wilson 62-2715 yds., 43.8 avg., 69 LG
Punt Returns: Mike Garrett 17-139 yds., 8.2 avg., 1 TD
Kickoff Returns: Emmitt Thomas 29-673 yds., 23.2 avg., 0 TDs

REGULAR STARTERS

OFFENSE		DEFENSE	
WR	Chris Burford	LE	Jerry Mays
LT	Jim Tyrer	LT	Andy Rice
LG	Ed Budde		Ed Lothamer
C	Jon Gilliam	RT	Buck Buchanan
	Wayne Frazier	RE	Chuck Hurston
RG	Curt Merz	LLB	Bobby Bell
RT	Dave Hill	MLB	Sherrill Headrick
TE	Fred Arbanas	RLB	E.J. Holub
WR	Otis Taylor	LCB	Fred Williamson
QB	Len Dawson	RCB	Willie Mitchell
RB	Mike Garrett	SS	Bobby Hunt
RB	Curtis McClinton	FS	Johnny Robinson
K	Mike Mercer	P	Jerrel Wilson
	Tommy Brooker		

ALL-STARS IN BOLD

TEAM STATISTICS

	CHIEFS	OPP.
TOTAL FIRST DOWNS	266	222
Rushing/Passing/Penalty	106/140/20	75/125/22
TOTAL NET YARDS	5114	3970
Avg. Per Game	365.3	283.6
Total No. Plays	846	873
Avg. Per Play	6.0	4.6
NET YARDS RUSHING	2274	1356
Avg. Per Game	162.4	96.9
Total Rushes	439	353
Avg. Per Play	5.2	3.8
NET YARDS PASSING	2840	2614
Avg. Per Game	202.9	186.7
Sacked/Yards Lost	30/283	26/262
Gross Yards	3123	2616
Attempts/Completions	377/199	494/226
Pct. of Completions	52.8	45.8
Had Intercepted	15	33
PUNTS/AVERAGE	62/43.8	69/41.3
PUNT RETURNS/YARDS	31/276	36/359
KICKOFF RETURNS/YARDS	54/114	84/2045
PENALTIES/YARDS	61/680	56/592
FUMBLES/LOST	21/16	21/8
TOUCHDOWNS	55	32
Rushing/Passing	19/31	10/18
Defensive/Kicking Game	3/2	2/2
SAFETIES	0	0

SCORE BY PERIODS	1	2	3	4	Total
CHIEFS TOTAL	158	80	94	116	448
Opp. Total	33	115	50	78	276





7-5-2 • 3rd AFL West • Hank Stram

Preseason (3-2)

8/7	W	30-24	at Denver	17,077
8/15	L	10-31	SAN DIEGO	13,132
8/22	L	6-23	at Oakland	13,592
8/28	W	18-16	Buffalo (Wichita, KS)	8,630
9/4	W	34-7	BOSTON	15,157

Regular Season (7-5-2)

9/12	L	10-37	at Oakland	18,659
9/18	W	14-10	at N.Y. Jets (Sat) (N)	53,658
9/26	T	10-10	at San Diego	28,126
10/3	W	27-17	BOSTON	26,773
10/10	W	31-23	at Denver	31,001
10/17	L	7-23	BUFFALO	26,941
10/24	L	36-38	at Houston	34,670
10/31	W	14-7	OAKLAND	18,354
11/7	L	10-13	N.Y. JETS	25,523
11/14	W	31-7	SAN DIEGO	21,968
11/21	T	10-10	at Boston	13,056
11/28	W	52-21	HOUSTON	16,459
12/12	L	25-34	at Buffalo	40,298
12/19	W	45-35	DENVER	14,421

INDIVIDUAL STATISTICS

	PASSING							
	Att.	Cmp.	Yds.	Pct.	TD	Int	LG	Rating
Dawson	305	163	2262	53.4	21	14	67	81.3
Beathard	89	36	632	40.5	1	6	73	41.1
McClinton	15	0	0	0	0	0	0	39.6
CHIEFS TOTALS	395	199	2543	50.4	22	20	73	68.3
Opp. Total	438	203	2457	46.3	18	20	66	58.6

	PASS RECEIVING				
	No.	Yds.	Avg.	LG	TD
Burford	47	575	12.2	57	6
McClinton	37	590	15.9	69	3
Jackson	28	440	15.7	73	1
Taylor	26	446	17.2	48	5
Arbanas	24	418	17.4	67	4
Hill	21	264	12.6	46	1
Coan	9	85	9.4	23	2
Carolan	6	65	10.8	14	0
Pitts	1	11	11.0	11	0
CHIEFS TOTALS	199	2894	14.5	73	22
Opp. Total	203	2457	12.1	66	18

	RUSHING				
	No.	Yds.	Avg.	LG	TD
McClinton	175	661	3.8	48	6
Hill	125	627	5.0	66	2
Dawson	43	142	3.3	40	2
Coan	45	137	3.0	21	1
Beathard	25	138	5.5	26	4
Taylor	2	17	8.5	15	0
Jackson	1	26	26.0	26	0
Wilson	2	4	2.0	3	0
CHIEFS TOTALS	418	1752	4.2	66	15
Opp. Total	383	1366	3.6	48	14

TEAM LEADERS

Scoring: Tommy Brooker 76 pts: 37 PATs, 13 FGs
INTs: Fred Williamson 6-89 yds., 0 TDs
Punting: Jerrel Wilson 69-3132 yds., 45.4 avg., 64 LG
Punt Returns: Willie Mitchell 19-242 yds., 12.7 avg., 1 TD
Kickoff Returns: Bert Coan 19-479 yds., 25.2 avg., 0 TDs

LEAGUE STANDINGS



AMERICAN FOOTBALL LEAGUE

Western Division				
	W	L	T	Pct.
San Diego	9	2	3	.818
Oakland	8	5	1	.615
Kansas City	7	5	2	.583
Denver	4	10	0	.286
Eastern Division				
	W	L	T	Pct.
Buffalo	10	3	1	.769
N.Y. Jets	5	8	1	.385
Boston	4	8	2	.333
Houston	4	10	0	.286

AFL Championship
Buffalo 23, San Diego 0

NFL Western Conference Playoff
Green Bay 13, Baltimore 10 OT
NFL Championship
Green Bay 23, Cleveland 12



NATIONAL FOOTBALL LEAGUE

Western Conference				
	W	L	T	Pct.
Green Bay	10	3	1	.769
Baltimore	10	3	1	.769
Chicago	9	5	0	.643
San Francisco	7	6	1	.538
Minnesota	7	7	0	.500
Detroit	6	7	1	.462
Los Angeles	4	10	0	.286
Eastern Conference				
	W	L	T	Pct.
Cleveland	11	3	0	.786
Dallas	7	7	0	.500
N.Y. Giants	7	7	0	.500
Washington	6	8	0	.429
Philadelphia	5	9	0	.357
St. Louis	5	9	0	.357
Pittsburgh	2	12	0	.143

REGULAR STARTERS

OFFENSE		DEFENSE	
WR	Chris Burford	LE	Jerry Mays
LT	Jim Tyrer	LT	Ed Lothamer
LG	Ed Budde	RT	Buck Buchanan
C	Jon Gilliam	RE	Mel Branch
RG	Curt Merz	LLB	Bobby Bell
RT	Dave Hill	MLB	Sherrill Headrick
TE	Fred Arbanas	RLB	E.J. Holub
WR	Frank Jackson	LCB	Fred Williamson
QB	Len Dawson	RCB	Willie Mitchell
RB	Mack Lee Hill	LS	Bobby Hunt
RB	Curtis McClinton	RS	Johnny Robinson
K	Tommy Brooker	P	Jerrel Wilson

ALL-STARS IN BOLD

TEAM STATISTICS

	CHIEFS	OPP.
FIRST DOWNS	228	200
Rushing/Passing/Penalty	101/119/8	67/112/24
TOTAL NET YARDS	4290	3749
Avg. Per Game	306.4	267.8
Total Plays	833	847
Avg. Per Play	5.2	4.4
NET YARDS RUSHING	1736	1366
Avg. Per Game	124.0	97.6
Total Rushes	417	383
Avg. Per Play	4.2	3.6
NET YARDS PASSING	2554	2457
Avg. Per Game	182.4	175.5
Sacked/Yards Lost	343	299
Gross Yards	2897	2756
Attempts/Completions	409/200	438/203
Pct. of Completions	48.9	46.3
Had Intercepted	20	20
PUNTS/AVERAGE	72/44.6	82/44.3
PUNT RETURNS/YARDS	35/422	29/14.9
KICKOFF RETURNS/YARDS	46/1043	55/1182
PENALTIES/YARDS	70/728	60/623
FUMBLES/LOST	33/21	25/13
TOUCHDOWNS	40	34
Rushing/Passing	15/22	14/18
Defensive/Kicking Game	2/1	0/2
SAFETIES	0	0

	1	2	3	4	Total
SCORE BY PERIODS					
CHIEFS TOTAL	90	81	37	114	322
Opp. Total	33	64	76	112	285





7-7 • 2nd AFL West • Hank Stram

Preseason (4-1)

8/9	W	21-14	at Oakland	11,118
8/14	W	24-21	at Buffalo	17,738
8/22	L	14-26	SAN DIEGO	28,653
8/28	W	14-10	Denver (Ft. Worth, TX)	19,500
9/3	W	27-17	at Houston	17,450

Regular Season (7-7)

9/13	L	17-34	at Buffalo	30,157
9/27	W	21-9	at Oakland	18,163
10/4	W	28-7	HOUSTON	22,727
10/11	L	27-33	at Denver	16,285
10/18	L	22-35	BUFFALO	20,904
10/23	L	7-24	at Boston (Fri) (N)	27,400
11/1	W	49-39	DENVER	15,053
11/8	W	42-7	OAKLAND	21,023
11/15	L	14-28	SAN DIEGO	19,792
11/22	W	28-19	at Houston	17,782
11/29	L	14-27	at N.Y. Jets	38,135
12/6	L	24-31	BOSTON	13,166
12/13	W	49-6	at San Diego	26,562
12/20	W	24-7	N.Y. JETS	14,316

INDIVIDUAL STATISTICS

	PASSING							
	Att.	Cmp.	Yds.	Pct.	TD	Int	LG	Rating
Dawson	354	199	2879	56.2	30	18	72	89.9
E. Wilson	47	25	392	53.2	1	1	55	79.4
Beathard	9	4	50	44.4	1	2	22	59.7
Haynes	1	0	0	0.0	0	0	0	39.6
Spikes	1	0	0	0.0	0	0	0	39.6
CHIEFS TOTALS	412	228	3321	55.3	32	21	72	86.4
Opp. Total	440	218	2910	49.5	25	28	82	63.4

	PASS RECEIVING				
	No.	Yds.	Avg.	LG	TD
Jackson	62	943	15.2	72	9
Burford	51	675	13.2	55	7
Haynes	38	562	14.8	59	3
Arbanas	34	686	20.2	68	8
M. Hill	19	144	7.6	34	2
McClinton	13	221	17.0	66	2
Spikes	5	17	3.4	6	0
Carolan	3	54	18.0	25	1
Coan	2	8	4.0	4	0
J. Wilson	1	11	11.0	11	0
CHIEFS TOTALS	228	3321	14.6	72	32
Opp. Total	218	2910	13.3	82	25

	RUSHING				
	No.	Yds.	Avg.	LG	TD
Haynes	139	697	5.0	80	4
M. Hill	105	576	5.5	71	4
McClinton	73	252	3.5	30	1
Spikes	34	112	3.3	13	0
Dawson	40	89	2.2	18	2
Coan	11	56	5.1	37	2
Beathard	4	43	10.8	41	0
E. Wilson	6	5	0.8	8	1
Jackson	2	5	2.5	12	0
J. Wilson	1	-10	-10.0	-10	0
CHIEFS TOTALS	415	1825	4.4	80	14
Opp. Total	390	1315	3.4	50	9

TEAM LEADERS

Scoring: Tommy Brooker 70 pts: 46 PATs, 8 FGs
INTs: Dave Grayson 7-187 yds., 0 TDs
 Bobby Hunt 7-133 yds., 1 TD
Punting: Jerrel Wilson 78-3326 yds., 42.6 avg., 70 LG
Punt Returns: Willie Mitchell 18-167 yds., 9.3 avg., 0 TDs
Kickoff Returns: Dave Grayson 30-679 yds., 22.6 avg., 0 TDs

LEAGUE STANDINGS



AMERICAN FOOTBALL LEAGUE

Western Division				
	W	L	T	Pct.
San Diego	8	5	1	.615
Kansas City	7	7	0	.500
Oakland	5	7	2	.471
Denver	2	11	1	.154
Eastern Division				
	W	L	T	Pct.
Buffalo	12	2	0	.857
Boston	10	3	1	.769
N.Y. Jets	5	8	1	.385
Houston	4	10	0	.286

AFL Championship
Buffalo 20, San Diego 7

NFL Championship
Cleveland 27, Baltimore 0



NATIONAL FOOTBALL LEAGUE

Western Conference				
	W	L	T	Pct.
Baltimore	12	2	0	.857
Green Bay	8	5	1	.615
Minnesota	8	5	1	.615
Detroit	7	5	2	.583
Los Angeles	5	7	2	.417
Chicago	5	9	0	.357
San Francisco	4	10	0	.286
Eastern Conference				
	W	L	T	Pct.
Cleveland	10	3	1	.769
St. Louis	9	3	2	.750
Philadelphia	6	8	0	.429
Washington	6	8	0	.429
Dallas	5	8	1	.385
Pittsburgh	5	9	0	.357
N.Y. Giants	2	10	2	.167

REGULAR STARTERS

OFFENSE		DEFENSE	
WR	Chris Burford	LE	Bobby Bell
LT	Jim Tyrer	LT	Jerry Mays
LG	Ed Budde	RT	Buck Buchanan
C	Jon Gilliam	RE	Mel Branch
RG	Al Reynolds	LLB	E.J. Holub
	Curt Merz	MLB	Sherrill Headrick
RT	Dave Hill	RLB	Walt Corey
TE	Fred Arbanas	LCB	Duane Wood
WR	Frank Jackson	RCB	Dave Grayson
QB	Len Dawson	SS	Bobby Hunt
RB	Mack Lee Hill	FS	Johnny Robinson
	Jack Spikes	P	Jerrel Wilson
RB	Curtis McClinton		
K	Tommy Brooker		

ALL-STARS IN BOLD

TEAM STATISTICS

	CHIEFS	OPP.
TOTAL FIRST DOWNS	244	204
Rushing/Passing/Penalty	88/142/14	76/117/11
TOTAL NET YARDS	4710	3935
Avg. Per Game	336.4	281.1
Total Plays	871	856
Avg. Per Play	5.4	4.6
NET YARDS RUSHING	1839	1315
Avg. Per Game	131.4	93.9
Total Rushes	411	387
Avg. Per Play	4.5	3.4
NET YARDS PASSING	2871	2620
Avg. Per Game	205.1	187.1
Sacked/Yards Lost	44/450	28/279
Gross Yards	3321	2899
Attempts/Completions	412/228	443/218
Pct. of Completions	55.3	49.2
Had Intercepted	21	28
PUNTS/AVERAGE	78/42.6	78/40.7
PUNT RETURNS/YARDS	40/377	32/242
KICKOFF RETURNS/YARDS	58/1244	62/1449
PENALTIES/YARDS	56/604	47/460
FUMBLES/LOST	37/19	30/19
TOUCHDOWNS	49	38
Rushing/Passing	14/32	9/25
Defensive/Kicking Game	3/0	4/0
SAFETIES	0	0

SCORE BY PERIODS

	1	2	3	4	Total
CHIEFS TOTAL	60	106	106	94	366
Opp. Total	70	72	84	80	306





Preseason (3-2)

8/3 L 14-26	at San Diego	25,862
8/9 W 17-13	BUFFALO	5,721
8/17 W 35-21	Oakland (Seattle, WA)	13,500
8/23 W 30-16	DENVER	6,865
8/30 L 17-23	Houston (Wichita, KS)	11,000

Regular Season (5-7-2)

9/7 W 59-7	at Denver (Sat) (N)	21,115
9/22 T 27-27	at Buffalo	33,487
9/29 L 10-24	at San Diego	22,654
10/6 W 28-7	HOUSTON	27,801
10/13 L 26-35	BUFFALO	25,519
10/20 L 17-38	SAN DIEGO	30,107
10/27 L 7-28	at Houston	26,331
11/3 L 7-10	at Oakland	18,919
11/8 L 7-22	OAKLAND (Fri) (N)	24,897
11/17 T 24-24	at Boston	17,270
12/1 L 0-17	at N.Y. Jets	18,824
12/8 W 52-21	DENVER	17,443
12/14 W 35-3	BOSTON (Sat)	12,598
12/22 W 48-0	N.Y. JETS	12,202

INDIVIDUAL STATISTICS

	PASSING						LG	Rating
	Att.	Cmp.	Yds.	Pct.	TD	Int		
Dawson	352	190	2389	54.0	26	19	82	77.5
E. Wilson	82	39	537	47.6	3	2	48	71.0
McClinton	2	1	33	50.0	1	0	33	115.3
Haynes	2	1	24	50.0	0	0	24	118.8
Spikes	1	0	0	0.0	0	1	0	0.0
CHIEFS TOTALS	439	231	2983	52.6	30	22	82	76.1
Opp. Total	429	218	2929	50.8	18	26	89	61.6

PASS RECEIVING

	No.	Yds.	Avg.	LG	TD
Burford	68	824	12.1	69	9
Jackson	50	785	15.7	82	8
Arbanas	34	373	11.0	40	6
Haynes	33	470	14.2	73	2
McClinton	27	301	11.1	46	3
Spikes	11	125	11.4	30	1
Coan	2	35	17.5	31	0
Brooker	2	32	16.0	16	0
J. Wilson	2	21	10.5	15	0
D. Johnson	2	17	8.5	11	1
CHIEFS TOTALS	231	2983	12.9	82	30
Opp. Total	218	2929	13.4	89	18

RUSHING

	No.	Yds.	Avg.	LG	TD
McClinton	142	568	4.0	36	3
Haynes	99	352	3.6	46	4
Dawson	37	272	7.4	43	2
Spikes	84	257	3.1	15	2
Coan	17	100	5.9	51	0
Jackson	3	52	17.3	25	1
E. Wilson	8	45	5.6	21	0
J. Wilson	9	41	4.6	12	0
Burford	1	10	10.0	10	0
CHIEFS TOTALS	401	1697	4.2	51	12
Opp. Total	387	1558	3.9	76t	12

TEAM LEADERS

Scoring: Chris Burford 56 pts: 9 TDs, 1 PAT (2 pt)
INTs: Bobby Hunt 6-228 yds., 0 TDs
Punting: Jerrel Wilson 61-2628 yds., 43.1 avg., 72 LG
Punt Returns: Frank Jackson 11-95 yds., 8.6 avg., 0 TDs
Kickoff Returns: Dave Grayson 20-564 yds., 28.2 avg., 1 TD

LEAGUE STANDINGS



AMERICAN FOOTBALL LEAGUE

Western Division				
	W	L	T	Pct.
San Diego	11	3	0	.786
Oakland	10	4	0	.714
Kansas City	5	7	2	.471
Denver	2	11	1	.154
Eastern Division				
	W	L	T	Pct.
Boston	7	6	1	.583
Buffalo	7	6	1	.583
Houston	6	8	0	.429
N.Y. Jets	5	8	1	.385

AFL Eastern Division Playoff

Boston 26, Buffalo 8

AFL Championship

San Diego 51, Boston 10

NFL Championship

Chicago 14, N.Y. Giants 10



NATIONAL FOOTBALL LEAGUE

Western Conference				
	W	L	T	Pct.
Chicago	11	1	2	.917
Green Bay	11	2	1	.846
Baltimore	8	6	0	.571
Detroit	5	8	1	.385
Minnesota	5	8	1	.385
Los Angeles	5	9	0	.357
San Francisco	2	12	0	.143
Eastern Conference				
	W	L	T	Pct.
N.Y. Giants	11	3	0	.786
Cleveland	10	4	0	.714
St. Louis	9	5	0	.643
Pittsburgh	7	4	3	.636
Dallas	4	10	0	.286
Washington	3	11	0	.214
Philadelphia	2	10	2	.167

REGULAR STARTERS

OFFENSE

WR	Chris Burford
LT	Jim Tyrer
LG	Marvin Terrell
C	Jon Gilliam
RG	Al Reynolds
	Curt Merz
RT	Dave Hill
	Charlie Diamond
TE	Fred Arbanas
WR	Frank Jackson
QB	Len Dawson
RB	Abner Haynes
RB	Curtis McClinton
K	Tommy Brooker

DEFENSE

LE	Bobby Bell
LT	Buck Buchanan
	Paul Rochester
RT	Jerry Mays
RE	Mel Branch
LLB	E.J. Holub
MLB	Sherrill Headrick
RLB	Walt Corey
LCB	Duane Wood
RCB	Dave Grayson
LS	Bobby Hunt
RS	Johnny Robinson
P	Jerrel Wilson

ALL-STARs IN BOLD

TEAM STATISTICS

	CHIEFS	OPP.			
TOTAL FIRST DOWNS	250	228			
Rushing/Passing/Penalty	94/141/15	83/130/15			
TOTAL NET YARDS	4348	4187			
Avg. Per Game	310.6	299.1			
Total Plays	872	856			
Avg. Per Play	5.0	4.9			
NET YARDS RUSHING	1697	1558			
Avg. Per Game	121.2	111.3			
Total Rushes	400	397			
Avg. Per Play	4.2	3.9			
NET YARDS PASSING	2651	2629			
Avg. Per Game	189.4	187.8			
Sacked/Yards Lost	34/332	35/300			
Gross Yards	2983	2629			
Attempts/Completions	439/231	428/218			
Pct. of Completions	52.6	50.9			
Had Intercepted	22	26			
PUNTS/AVERAGE	62/43.1	70/40.2			
PUNT RETURNS/YARDS	26/259	32/345			
KICKOFF RETURNS/YARDS	47/1166	55/1322			
PENALTIES/YARDS	52/605	47/411			
FUMBLEs /LOST	27/16	29/19			
TOUCHDOWNS	46	33			
Rushing/Passing	12/30	12/18			
Defensive/Kicking Game	2/2	2/1			
SAFETIES	1	2			
SCORE BY PERIODS	1	2	3	4	Total
CHIEFS TOTAL	79	72	109	87	347
Opp. Total	29	107	51	76	263





Preseason (2-3)

8/4	W	13-3	Oakland (Lithonia, GA)	8,000
8/11	L	0-17	at San Diego	28,555
8/18	W	22-6	Oakland (Midland, TX)	10,000
8/24	L	24-27 OT	Denver (Ft. Worth, TX)	18,000
8/31	L	31-34	Houston (Miami, FL)	27,530

Regular Season (11-3)

9/8	W	42-28	BOSTON (Sat) (N)	32,000
9/23	W	26-16	at Oakland	12,500
9/30	W	41-21	BUFFALO	25,500
10/7	L	28-32	at San Diego	23,092
10/12	W	27-7	at Boston (Fri) (N)	23,874
10/21	W	20-17	N.Y. TITANS	17,814
10/28	W	31-7	at Houston	31,750
11/4	L	6-14	HOUSTON	29,017
11/11	W	52-31	at N.Y. Titans	13,275
11/18	W	24-3	at Denver	23,523
11/25	W	35-7	OAKLAND	13,557
12/2	L	14-23	at Buffalo	35,261
12/9	W	17-10	DENVER	19,137
12/16	W	26-17	SAN DIEGO	18,384

AFL Championship Game

12/23	W	20-17 2OT	at Houston	37,981
-------	---	-----------	------------	--------

INDIVIDUAL STATISTICS

	Att.	Cmp.	PASSING			Int	LG	Rating
			Yds.	Pct.	TD			
Dawson	310	189	2759	61.0	29	17	92	98.4
Wilson	11	6	65	54.5	0	0	22	72.1
Haynes	1	0	0	0.0	0	0	0	39.6
TEXANS TOTALS	322	195	2824	60.6	29	17	92	97.1
Opp. Total	467	239	2953	51.2	13	32	62	51.8

	No.	PASS RECEIVING		LG	TD
		Yds.	Avg.		
Burford	45	645	14.4	49	12
Haynes	39	573	14.7	78	6
Arbanas	29	469	16.2	47	6
McClinton	29	333	11.5	24	0
Miller	23	277	12.0	39	0
Jackson	10	177	17.7	62	1
Spikes	10	132	13.2	35	1
Saxton	5	64	12.8	33	0
Brooker	4	138	34.5	92	3
Robinson	1	16	16.0	16	0
TEXANS TOTALS	195	2824	14.5	92	29
Opp. Total	239	2953	12.4	62	13

	No.	RUSHING		LG	TD
		Yds.	Avg.		
Haynes	221	1049	4.8	71	13
McClinton	111	604	5.4	69	2
Dawson	38	252	6.6	22	3
Jackson	47	251	5.3	35	3
Spikes	57	232	4.1	17	0
Burford	1	13	13.0	13	0
Wilson	1	5	5.0	5	0
Saxton	3	1	0.3	9	0
TEXANS TOTALS	479	2407	5.0	71	21
Opp. Total	351	1250	3.6	49	14

TEAM LEADERS

Scoring: Abner Haynes 114 pts: 19 TDs, 0 PATs
INTs: Bobby Hunt 8-101 yds., 0 TDs
Punting: Eddie Wilson 47-1691 yds., 36.0 avg., 52 LG
Punt Returns: Frank Jackson 11-117 yds., 10.6 avg., 0 TDs
Kickoff Returns: Dave Grayson 18-535 yds., 29.7 avg., 0 TDs

LEAGUE STANDINGS



AMERICAN FOOTBALL LEAGUE

Western Division

	W	L	T	Pct.
Dallas	11	3	0	.786
Denver	7	7	0	.500
San Diego	4	10	0	.286
Oakland	1	13	0	.071

Eastern Division

	W	L	T	Pct.
Houston	11	3	0	.786
Boston	9	4	1	.692
Buffalo	7	6	1	.583
N.Y. Titans	5	9	0	.357

AFL Championship
Dallas 20, Houston 17 2 OT

NFL Championship
Green Bay 16, N.Y. Giants 7



NATIONAL FOOTBALL LEAGUE

Western Conference

	W	L	T	Pct.
Baltimore	12	2	0	.857
Green Bay	8	5	1	.615
Minnesota	8	5	1	.615
Detroit	7	5	2	.583
Los Angeles	5	7	2	.417
Chicago	5	9	0	.357
San Francisco	4	10	0	.286

Eastern Conference

	W	L	T	Pct.
Cleveland	10	3	1	.769
St. Louis	9	3	2	.750
Philadelphia	6	8	0	.429
Washington	6	8	0	.429
Dallas	5	8	1	.385
Pittsburgh	5	9	0	.357
N.Y. Giants	2	10	2	.167

REGULAR STARTERS

OFFENSE

WR	Chris Burford
LT	Jim Tyrer
LG	Marvin Terrell
C	Jon Gilliam
RG	Al Reynolds
RT	Charlie Diamond
TE	Fred Arbanas
WR	Frank Jackson
QB	Len Dawson
RB	Abner Haynes
RB	Curtis McClinton
K	Tommy Brooker

DEFENSE

LE	Curt Merz
LT	Paul Rochester
RT	Jerry Mays
RE	Mel Branch
LLB	E.J. Holub
MLB	Sherrill Headrick
RLB	Walt Corey
LCB	Duane Wood
RCB	Dave Grayson
LS	Bobby Hunt
RS	Johnny Robinson
P	Eddie Wilson

ALL-STARS IN BOLD

TEAM STATISTICS

	TEXANS	OPP.
TOTAL FIRST DOWNS	259	239
Rushing/Passing/Penalty	119/125/15	76/143/20
TOTAL NET YARDS	4862	3951
Avg. Per Game	347.3	282.2
Total Plays	840	848
Avg. Per Play	5.8	4.7
NET YARDS RUSHING	2407	1250
Avg. Per Game	171.9	89.3
Total Rushes	479	351
Avg. Per Play	5.0	3.6
NET YARDS PASSING	2455	2701
Avg. Per Game	175.4	192.9
Sacked/Yards Lost	37/369	27/252
Gross Yards	2824	2953
Attempts/Completions	322/195	469/239
Pct. of Completions	60.6	51.0
Had Intercepted	17	32
PUNTS/AVERAGE	54/36.1	55/41.1
PUNT RETURNS/YARDS	27/236	26/219
KICKOFF RETURNS/YARDS	37/955	72/1592
PENALTIES/YARDS	66/644	74/650
FUMBLES/LOST	26/14	32/17
TOUCHDOWNS	50	29
Rushing/Passing	21/29	14/13
Defensive/Kicking Game	0/0	1/1
SAFETIES	0	0

SCORE BY PERIODS

	1	2	3	4	Total
TEXANS TOTAL	103	96	61	129	389
Opp. Total	45	72	59	57	233





Preseason (4-1)

8/5	W	39-28	N.Y. Titans (Cobb Stadium, Dallas)	20,500
8/12	W	31-13	Denver (Midland, TX)	10,000
8/18	W	35-26	at Buffalo	33,376
8/25	W	29-27	Denver (Ft. Worth, TX)	20,000
9/3	L	10-31	at San Diego	15,232

Regular Season (6-8)

9/10	L	10-26	SAN DIEGO	24,500
9/24	W	42-35	at Oakland	6,700
10/1	W	26-21	HOUSTON	28,000
10/8	W	19-12	at Denver	14,500
10/15	L	24-27	at Buffalo	20,678
10/22	L	7-38	at Houston	23,228
10/29	L	17-18	BOSTON	20,500
11/3	L	21-28	at Boston (Fri) (N)	25,063
11/12	L	20-30	BUFFALO	15,000
11/19	L	14-24	at San Diego	33,788
11/26	W	43-11	OAKLAND	14,500
12/3	L	7-28	at N.Y. Titans	14,117
12/10	W	49-21	DENVER	8,000
12/17	W	35-24	N.Y. TITANS	12,500

INDIVIDUAL STATISTICS

	Att.	Cmp.	PASSING			TD	Int	LG	Rating
			Yds.	Pct.	TD				
Davidson	330	151	2445	45.8	17	23	71	59.3	
Duncan	67	25	361	37.3	1	3	47	41.9	
Jackson	2	1	9	50.0	0	1	9	22.9	
TEXANS TOTALS	399	177	2815	44.4	18	27	71	52.7	
Opp. Total	439	219	3077	49.9	20	25	80	61.6	

	No.	PASS RECEIVING			LG	TD
		Yds.	Avg.	TD		
Burford	51	850	16.7	54	5	
Robinson	35	601	17.2	71	5	
Haynes	34	558	16.4	69	3	
Dickinson	14	209	14.9	48	2	
Jackson	13	171	13.2	52	2	
Boydston	12	167	13.9	24	1	
Spikes	8	136	17.0	46	0	
Romeo	7	89	12.7	20	0	
Pricer	2	21	10.5	11	0	
Barnes	1	13	13.0	13	0	
TEXANS TOTALS	177	2815	14.6	71	18	
Opp. Total	219	3077	12.7	80	20	

	No.	RUSHING			LG	TD
		Yds.	Avg.	TD		
Haynes	179	841	4.7	59	9	
Jackson	65	386	5.9	49	3	
Spikes	39	334	8.6	74	5	
Dickinson	71	263	3.7	65	3	
Robinson	52	200	3.9	45	2	
Davidson	21	123	5.9	40	1	
Duncan	5	42	8.5	19	0	
Pricer	5	13	2.6	5	0	
Gilliam	1	-6	-6.0	-6	0	
Burford	1	-13	-13.0	-13	0	
TEXANS TOTALS	439	2183	4.9	74	23	
Opp. Total	410	1525	3.7	87	17	

TEAM LEADERS

Scoring: Jack Spikes 54 pts: 5 TDs, 10 PATs, 4 FGs
INTs: David Webster 5-50 yds., 0 TDs
Punting: Cotton Davidson 61-2479 yds., 40.6 avg., 62 LG
Punt Returns: Abner Haynes 19-196 yds., 10.3 avg., 0 TDs
Kickoff Returns: Dave Grayson 16-453 yds., 28.3 avg., 0 TDs

LEAGUE STANDINGS



AMERICAN FOOTBALL LEAGUE

	Western Division			Pct.
	W	L	T	
San Diego	12	2	0	.857
Dallas	6	8	0	.429
Denver	3	11	0	.214
Oakland	2	12	0	.143

	Eastern Division			Pct.
	W	L	T	
Houston	10	3	1	.769
Boston	9	4	1	.692
N.Y. Titans	7	7	0	.500
Buffalo	6	8	0	.429

AFL Championship
Houston 10, San Diego 3

NFL Championship
Green Bay 37, N.Y. Giants 0



NATIONAL FOOTBALL LEAGUE

	Western Conference			Pct.
	W	L	T	
Green Bay	11	3	0	.786
Detroit	8	5	1	.615
Baltimore	8	6	0	.571
Chicago	8	6	0	.571
San Francisco	7	6	1	.538
Los Angeles	4	10	0	.286
Minnesota	3	11	0	.214

	Eastern Conference			Pct.
	W	L	T	
N.Y. Giants	10	3	1	.769
Philadelphia	10	4	0	.714
Cleveland	8	5	1	.615
St. Louis	7	7	0	.500
Pittsburgh	6	8	0	.429
Dallas	4	9	1	.308
Washington	1	12	1	.077

REGULAR STARTERS

OFFENSE

WR	Chris Burford
LT	Charlie Diamond
LG	Sid Fournet
C	Jim Barton
RG	Bill Krisher
RT	Jerry Cornelison
TE	Max Boydstrum
QB	Cotton Davidson
LHB	Abner Haynes
FB	Jack Spikes
RHB	Johnny Robinson
K	Jack Spikes

DEFENSE

LE	Paul Miller
LT	Paul Rochester
RT	Ray Collins
RE	Mel Branch
LLB	E.J. Holub
MLB	Sherrill Headrick
RLB	Smockey Stover
RLB	Walt Corey
LCB	Duane Wood
RCB	David Webster
LS	Don Flynn
RS	Jimmy Harris
P	Cotton Davidson

ALL-STARS IN BOLD

TEAM STATISTICS

	TEXANS	OPP.
TOTAL FIRST DOWNS	247	248
Rushing/Passing/Penalty	112/122/13	89/139/20
TOTAL NET YARDS	4759	4302
Avg. Per Game	339.9	307.3
Total Plays	862	884
Avg. Per Play	5.5	4.9
NET YARDS RUSHING	2183	1525
Avg. Per Game	155.9	108.9
Total Rushes	439	410
Avg. Per Play	5.0	3.7
NET YARDS PASSING	2576	3077
Avg. Per Game	184.0	219.8
Sacked/Yards Lost	24/239	34/300
Gross Yards	2815	3377
Attempts/Completions	399/177	439/219
Pct. of Completions	44.4	49.9
Had Intercepted	27	25
PUNTS/AVERAGE	62/40.0	63/41.7
PUNT RETURNS/YARDS	26/219	17/176
KICKOFF RETURNS/YARDS	53/1465	65/1249
PENALTIES/YARDS	89/875	62/619
FUMBLES/LOST	32/18	31/18
TOUCHDOWNS	45	44
Rushing/Passing	23/18	18/21
Defensive/Kicking Game	1/1	2/3
SAFETIES	0	0

SCORE BY PERIODS	1	2	3	4	Total
TEXANS TOTAL	77	87	87	83	334
Opp. Total	36	127	41	139	343



Preseason (6-0)

7/31	W	20-13	at Oakland	13,000
8/6	W	27-10	Houston (Tulsa, OK)	12,000
8/14	W	24-14	at Boston	11,000
8/20	W	38-14	N.Y. Titans (Abilene, TX)	8,000
8/27	W	48-0	Denver (Little Rock, AR)	5,500
9/2	W	24-3	HOUSTON	51,000

Regular Season (8-6)

9/10	L	20-21	at L.A. Chargers (Sat) (N)	17,724
9/16	W	34-16	at Oakland (Fri) (N)	8,021
9/25	W	17-0	L.A. CHARGERS	42,000
10/2	L	35-37	N.Y. TITANS	37,500
10/9	L	19-20	OAKLAND	21,000
10/16	L	10-20	at Houston	19,026
10/30	W	17-14	at Denver	13,102
11/6	W	45-28	at Buffalo	19,610
11/13	W	34-7	DENVER	21,000
11/18	L	14-42	at Boston (Fri) (N)	14,721
11/24	L	35-41	at N.Y. Titans (Thur)(Thanks)	14,344
12/4	W	24-0	HOUSTON	20,000
12/11	W	34-0	BOSTON	12,000
12/18	W	24-7	BUFFALO	18,000

INDIVIDUAL STATISTICS

	PASSING							
	Att.	Cmp.	Yds.	Pct.	TD	Int	LG	Rating
Davidson	379	179	2474	47.2	15	16	74	64.5
Enis	54	30	357	55.6	1	2	39	66.9
Haynes	1	0	0	0.0	0	0	0	39.6
Robinson	1	0	0	0.0	0	1	0	0.0
TEXANS TOTALS	435	209	2831	48.0	16	19	74	63.2
Opp. Total	503	261	3002	51.9	19	32	46	56.3

	PASS RECEIVING				
	No.	Yds.	Avg.	LG	TD
Haynes	55	576	10.5	34	3
Burford	46	789	17.2	57	5
Robinson	41	611	14.9	74	4
Boydston	29	357	12.3	25	3
Spikes	11	158	14.4	25	0
Johnson	10	174	17.4	36	1
Bryant	5	43	4.3	17	0
Bernet	4	49	12.3	15	0
Swink	4	37	7.4	32	0
Dickinson	3	38	12.7	21	0
Davidson	1	-1	-1.0	-1	0
TEXANS TOTALS	209	2831	13.5	74	16
Opp. Total	261	3002	11.5	46	19

	RUSHING				
	No.	Yds.	Avg.	LG	TD
Haynes	156	875	5.6	67	9
Robinson	98	458	4.7	49	4
Spikes	115	457	4.0	36	5
Dickinson	35	143	4.1	31	1
Johnson	23	43	1.9	8	1
*Enis	12	-12	-1.0	11	3
*Davidson	31	-122	-3.9	7	1
Others	13	-28	-2.2	—	0
TEXANS TOTALS	483	1814	3.8	67	24
Opp. Total	421	980	2.3	33	14

*Yards lost attempting to pass (sack yards) were counted as negative rushing yards during the AFL's inaugural season.

TEAM LEADERS

Scoring: Jack Spikes 104 pts: 5 TDs, 35 PATs, 13 FGs
INTs: David Webster 6-156 yds., 2 TDs
Punting: Cotton Davidson 58-2287 yds., 39.4 avg., 62 LG
Punt Returns: Abner Haynes 14-215 yds., 15.4 avg., 0 TDs
Kickoff Returns: Abner Haynes 19-434 yds., 22.8 avg., 0 TDs

LEAGUE STANDINGS



AMERICAN FOOTBALL LEAGUE

Western Division

	W	L	T	Pct.
L.A. Chargers	10	4	0	.714
Dallas	8	6	0	.571
Oakland	6	8	0	.429
Denver	4	9	1	.308

Eastern Division

	W	L	T	Pct.
Houston	10	4	0	.714
N.Y. Titans	7	7	0	.500
Buffalo	5	8	1	.385
Boston	5	9	0	.357

AFL Championship

Houston 24, L.A. Chargers 16

NFL Championship

Philadelphia 17, Green Bay 13



NATIONAL FOOTBALL LEAGUE

Western Conference

	W	L	T	Pct.
Green Bay	8	4	0	.667
Detroit	7	5	0	.583
San Francisco	7	5	0	.583
Baltimore	6	6	0	.500
Chicago	5	6	1	.455
L.A. Rams	4	7	1	.364
Dallas	0	11	1	.000

Eastern Conference

	W	L	T	Pct.
Philadelphia	10	2	0	.833
Cleveland	8	3	1	.727
N.Y. Giants	6	4	2	.600
St. Louis	6	5	1	.545
Pittsburgh	5	6	1	.455
Washington	1	9	2	.100

REGULAR STARTERS

OFFENSE		DEFENSE	
WR	Chris Burford	LE	Paul Miller
LT	Charlie Diamond	LT	Walter (Buffalo) Napier
LG	Sid Fournet	RT	Ray Collins
C	Jim Barton	RE	Mel Branch
RG	Bill Krisher	LLB	Ted Greene
RT	Jerry Cornelison	MLB	Sherrill Headrick
TE	Bob Bryant	RLB	Smokey Stover
	Max Boydstrum		Walt Corey
QB	Cotton Davidson	LCB	Duane Wood
LHB	Abner Haynes	RCB	David Webster
FB	Jack Spikes	LS	Don Flynn
RHB	Johnny Robinson	RS	Jimmy Harris
K	Jack Spikes	P	Cotton Davidson

ALL-AFL IN BOLD*

*As selected by The Sporting News. No AFL All-Star game was played following the league's initial season in 1960.

TEAM STATISTICS

	TEXANS	OPP
TOTAL FIRST DOWNS	272	253
Rushing/Passing/Penalty	119/136/17	76/147/30
TOTAL NET YARDS	4645	3982
Avg. Per Game	331.8	284.4
Total Plays	918	924
Avg. Per Play	5.1	4.3
NET YARDS RUSHING	1814	980
Avg. Per Game	129.6	70.0
Total Rushes	483	421
Avg. Per Play	3.8	2.3
*NET YARDS PASSING	2634	2644
Avg. Per Game	188.1	188.9
Yards Lost Att. to Pass	197	358
Gross Yards	2831	3002
Attempts/Completions	435/209	503/261
Pct. of Completions	48.0	51.9
Had Intercepted	19	32
PUNTS/AVERAGE	61/39.3	79/36.9
PUNT RETURNS/YARDS	33/496	27/151
KICKOFF RETURNS/YARDS	41/845	55/1330
PENALTIES/YARDS	80/743	59/569
FUMBLES/LOST	30/18	34/16
TOUCHDOWNS	46	35
Rushing/Passing	24/16	14/19
Defensive/Kicking Game	5/1	1/1
SAFETIES	0	0

SCORE BY PERIODS

	1	2	3	4	Total
TEXANS TOTAL	61	106	68	127	362
Opp. Total	69	68	59	57	253

*Reflects yards lost attempting to pass.

ALL-TIME ATTENDANCE

Year	HOME ATTENDANCE			Year	ROAD ATTENDANCE		
	Preseason	Regular Season	Total		Preseason	Regular Season	Total
1960	51,000	171,500	222,500	1960	49,500	110,321	159,821
1961	20,500	123,000	143,500	1961	78,608	138,111	216,719
1962	(none)	155,409	155,409	1962	92,085	163,727	255,812
1963	12,856	150,567	163,423	1963	50,362	151,391	201,753
1964	28,653	126,881	155,534	1964	65,806	175,302	241,108
1965	28,289	150,449	178,738	1965	39,299	219,668	258,967
1966	25,270	259,071	284,341	1966	90,175	248,153	338,328
1967	33,041	315,006	348,047	1967	176,813	277,459	454,272
1968	91,231	338,911	430,142	1968	122,233	282,863	405,096
1969	75,300	345,519	420,819	1969	151,825	312,502	464,327
1970	38,341	354,481	392,822	1970	333,210	355,837	689,047
1971	111,796	351,705	463,501	1971	161,265	417,131	578,396
1972	312,428	509,291	821,719	1972	98,976	424,802	523,778
1973	282,747	459,519	742,266	1973	106,954	344,453	451,407
1974	167,384	413,714	581,098	1974	88,716	320,672	409,388
1975	148,068	424,265	572,333	1975	110,785	325,951	436,736
1976	120,281	378,011	498,292	1976	79,098	326,374	405,472
1977	121,931	357,393	479,324	1977	85,572	369,485	455,057
1978	81,976	342,863	424,839	1978	93,496	432,554	526,050
1979	76,792	451,583	528,375	1979	93,572	414,784	508,356
1980	77,934	410,486	488,420	1980	68,687	397,275	465,962
1981	83,649	506,634	590,283	1981	69,384	455,301	524,685
1982	82,205	123,042	205,247	1982	86,511	290,799	377,310
1983	66,955	379,794	446,749	1983	98,973	414,394	513,367
1984	67,304	396,051	463,355	1984	52,944	483,068	536,012
1985	73,780	360,158	433,938	1985	77,616	452,300	529,916
1986	69,978	385,335	455,313	1986	78,250	470,670	548,920
1987	83,051	282,018	365,069	1987	116,326	375,074	491,400
1988	68,830	406,249	475,079	1988	55,730	415,291	471,021
1989	77,925	487,056	564,981	1989	119,871	448,002	567,873
1990	83,254	560,193	643,447	1990	105,722	446,789	552,511
1991	113,358	598,094	711,452	1991	86,391	483,397	569,788
1992	137,038	581,924	718,962	1992	92,454	451,620	544,074
1993	146,580	606,222	752,802	1993	98,567	511,814	610,381
1994	145,846	613,870*	759,716	1994	136,499	544,122	680,621
1995	147,036	625,936*	772,972	1995	76,971	511,326	588,297
1996	151,499	610,617*	762,116	1996	96,239	462,935	559,174
1997	149,698	610,192*	759,890	1997	119,147	532,485	651,632
1998	140,580	589,038**	729,618	1998	146,670	516,071	662,741
1999	151,444	629,545**	780,989	1999	102,937	495,686	598,623
2000	151,802	631,365	783,167	2000	132,283	483,907	616,190
2001	153,348	617,488	770,836	2001	114,086	503,189	617,275
2002	146,916	625,503	772,419	2002	112,147	540,674	652,821
2003	149,464	627,840	777,304	2003	127,591	536,032	663,623
2004	151,514	623,008	774,522	2004	137,633	527,720	665,353
2005	150,331	623,325	773,656	2005	128,905	557,385	686,290
2006	145,197	623,275	768,472	2006	146,332	544,237	690,569
2007	142,500	614,217	756,717	2007	135,025	529,454	664,479
2008	135,889	592,622	728,511	2008	120,940	549,606	670,546
2009	131,334	540,114	671,448	2009	109,398	509,419	618,817
2010	128,652	541,380	670,032	2010	107,112	528,400	635,512
2011	135,374	576,659	712,033	2011	138,245	530,547	668,792
2012	128,082	548,070	676,152	2012	121,271	491,973	613,244
2013	129,487	602,877	732,364	2013	123,932	515,130	639,062
2014	144,393	599,743	744,136	2014	144,094	527,508	671,602
2015	141,728	602,228^	743,956	2015	99,929	528,579	628,508
2016	139,971	587,624	727,595	2016	142,463	528,590	671,053
2017	66,979	592,851	659,830	2017	116,255	541,315	657,570
2018	122,053	607,780	729,833	2018	134,652	499,596	634,248
2019	142,840	587,723	730,563	2019	124,471	528,048^	652,519
2020	0***	105,228****	105,228	2020	0***	37,321****	37,321
2021	72,680	659,044	731,724	2021	110,668	533,901	644,569
TOTALS	6,756,362	28,671,556	35,427,918	TOTALS	6,681,671	26,042,490	32,724,161

*Led NFL

**Led NFL in paid attendance

***2020 Preseason Cancelled Due to COVID-19

****2020 Reduced Capacity Due to COVID-19

Note: Paid attendance became NFL standard in '98.

^Includes game at London's Wembley Stadium

^Includes game at Mexico City's Estadio Azteca



ALL-TIME POSTSEASON ATTENDANCE

HOME POSTSEASON ATTENDANCE

Season	Playoff Game	Opponent	Attendance
1971	AFC Divisional	Miami	50,374
1991	AFC Wild Card	Los Angeles Raiders	77,827
1993	AFC Wild Card	Pittsburgh	74,515
1995	AFC Divisional	Indianapolis	77,594
1997	AFC Divisional	Denver	76,965
2003	AFC Divisional	Indianapolis	79,159
2010	AFC Wild Card	Baltimore	72,190
2016	AFC Divisional	Pittsburgh	75,678
2017	AFC Wild Card	Tennessee	73,319
2018	AFC Divisional	Indianapolis	76,765
2018	AFC Championship	New England	77,034
2019	AFC Divisional	Houston	73,503
2019	AFC Championship	Tennessee	73,656
2020	AFC Divisional	Cleveland	16,730*
2020	AFC Championship	Buffalo	16,993*
2021	AFC Wild Card	Pittsburgh	73,253
2021	AFC Divisional	Buffalo	73,242
2021	AFC Championship	Cincinnati	73,377
TOTAL HOME PLAYOFF ATTENDANCE (18 games):			1,220,174

*2020 Capacity Reduced Due to COVID-19

SUPER BOWL ATTENDANCE

Season	Super Bowl	Stadium	Attendance
1966 (1/15/67)	I vs. Green Bay	LA Memorial Coliseum	61,946
1969 (Jan. 11, 1970)	IV vs. Minnesota	Tulane Stadium	80,998
2019 (Feb. 2, 2020)	LIV vs. San Francisco	Hard Rock Stadium	62,417
2020 (Feb. 7, 2021)	LV vs. Tampa Bay	Raymond James Stadium	24,835*
TOTAL SUPER BOWL ATTENDANCE (4 games):			230,196

*2020 Capacity Reduced Due to COVID-19

ROAD POSTSEASON ATTENDANCE

Season	Playoff Game	Opponent	Attendance
1962	AFL Championship	Houston	37,981
1966	AFL Championship	Buffalo	42,080
1968	AFL Divisional	Oakland	54,444
1969	AFL Divisional	New York Jets	62,977
1969	AFL Championship	Oakland	54,443
1986	AFC Wild Card	New York Jets	69,307
1990	AFC Wild Card	Miami	67,276
1991	AFC Divisional	Buffalo	80,182
1992	AFC Wild Card	San Diego	58,278
1993	AFC Divisional	Houston	64,011
1993	AFC Championship	Buffalo	76,642
1994	AFC Wild Card	Miami	67,487
2006	AFC Wild Card	Indianapolis	57,215
2013	AFC Wild Card	Indianapolis	63,551
2015	AFC Wild Card	Houston	71,800
2015	AFC Divisional	New England	66,829
TOTAL AWAY PLAYOFF ATTENDANCE (16 games):			994,503

TOTAL 38-GAME PLAYOFF ATTENDANCE

2,444,873

ATTENDANCE RECORDS

Home* — Chiefs vs. Seattle
October 2, 2000 — **82,893**

LARGEST CROWD — REGULAR SEASON

Home — Chiefs vs. Oakland
November 5, 1972 — **82,094**

Away — Chiefs at Dallas
November 5, 2017 — **93,273**

*Arrowhead Stadium Attendance: 78,502; Kauffman Stadium Attendance: 4,391

LARGEST CROWD — POSTSEASON

Home — Chiefs vs. Indianapolis
January 11, 2004 — 79,159

Away — Chiefs at Buffalo
January 5, 1992 — 80,182

LARGEST CROWD — PRESEASON

Chiefs vs. Dallas at Arrowhead
September 2, 1972

Super Bowl — Chiefs vs. Minnesota
January 11, 1970 — 80,998

REGULAR SEASON HOME/ROAD RECORDS

HOME RECORD

Year.....	W	L	T	Pct.	Year.....	W	L	T	Pct.	Year.....	W	L	T	Pct.
1960	5	2	0	.714	1976	1	6	0	.143	1992	7	1	0	.875
1961	4	3	0	.571	1977	1	6	0	.143	1993	7	1	0	.875
1962	6	1	0	.857	1978	3	5	0	.375	1994	5	3	0	.625
1963	4	3	0	.571	1979	3	5	0	.375	1995	8	0	0	1.000
1964	4	3	0	.571	1980	3	5	0	.375	1996	5	3	0	.625
1965	5	2	0	.714	1981	5	3	0	.625	1997	8	0	0	1.000
1966	4	2	1	.643	1982	2	2	0	.500	1998	5	3	0	.625
1967	4	3	0	.571	1983	5	3	0	.625	1999	6	2	0	.750
1968	6	1	0	.857	1984	5	3	0	.625	2000	5	3	0	.625
1969	6	1	0	.857	1985	5	3	0	.625	2001	3	5	0	.375
1970	4	1	2	.727	1986	6	2	0	.750	2002	6	2	0	.750
1971	7	0	0	1.000	1987	3	4	0	.429	2003	8	0	0	1.000
1972	3	4	0	.429	1988	4	4	0	.500	2004	4	4	0	.500
1973	5	1	1	.786	1989	5	3	0	.625	2005	7	1	0	.875
1974	1	6	0	.143	1990	6	2	0	.750	2006	6	2	0	.750
1975	3	4	0	.429	1991	6	2	0	.750	2007	2	6	0	.250

AWAY RECORD

Year.....	W	L	T	Pct.	Year.....	W	L	T	Pct.	Year.....	W	L	T	Pct.
1960	3	4	0	.429	1976	4	3	0	.571	1992	3	5	0	.375
1961	2	5	0	.286	1977	1	6	0	.143	1993	4	4	0	.500
1962	5	2	0	.714	1978	1	7	0	.125	1994	4	4	0	.500
1963	1	4	2	.286	1979	4	4	0	.500	1995	5	3	0	.625
1964	3	4	0	.429	1980	5	3	0	.625	1996	4	4	0	.500
1965	2	3	2	.429	1981	4	4	0	.500	1997	5	3	0	.625
1966	7	0	0	1.000	1982	1	4	0	.286	1998	2	6	0	.250
1967	5	2	0	.714	1983	1	7	0	.125	1999	3	5	0	.375
1968	6	1	0	.857	1984	3	5	0	.375	2000	2	6	0	.250
1969	5	2	0	.714	1985	1	7	0	.125	2001	3	5	0	.375
1970	3	4	0	.429	1986	4	4	0	.500	2002	2	6	0	.250
1971	3	3	1	.500	1987	1	7	0	.125	2003	5	3	0	.625
1972	5	2	0	.714	1988	0	7	1	.063	2004	3	5	0	.375
1973	2	4	1	.357	1989	3	4	1	.438	2005	3	5	0	.375
1974	4	3	0	.571	1990	5	3	0	.625	2006	3	5	0	.375
1975	2	5	0	.286	1991	4	4	0	.500	2007	2	6	0	.250

*Includes International Series Game

62-YEAR TOTALS

	W	L	T	Pct.		W	L	T	Pct.
Home Games	293	177	4	.622	Playoff Games — Home	9	9	0	.500
Road Games	214	253	8	.459	Playoff Games — Road	6	10	0	.375
Regular Season Totals	507	430	12	.541	Super Bowls	2	2	0	.500
Regular and Postseason Totals	524	451	12	.537	Postseason Totals	17	21	0	.447



CHIEFS VS. AFC WEST

Year	Den	Oak/LA/LV	SD/LA	Sea	Home	Road	Total
1970	1-1	0-1-1	1-1	—	2-0-1	0-3	2-3-1
1971	2-0	1-0-1	1-1	—	3-0	1-1-1	4-1-1
1972	2-0	1-1	1-1	—	2-1	2-1	4-2
1973	1-1	1-1	2-0	—	3-0	1-2	4-2
1974	1-1	0-2	1-1	—	0-3	2-1	2-4
1975	1-1	1-1	1-1	—	1-2	1-2	3-3
1976	0-2	0-2	1-1	—	0-3	*2-2	*2-5
1977	0-2	0-2	1-1	0-1	0-4	1-2	1-6
1978	0-2	0-2	1-1	0-2	1-3	0-4	1-7
1979	0-2	2-0	0-2	2-0	2-2	2-2	4-4
1980	2-0	1-1	0-2	1-1	1-3	3-1	4-4
1981	1-1	2-0	0-2	2-0	3-1	2-2	5-3
1982	1-0	0-1	1-0	0-0	1-1	1-0	2-1
1983	1-1	0-2	0-2	1-1	2-2	0-4	2-6
1984	1-1	0-2	2-0	1-1	3-1	1-3	4-4
1985	0-2	1-1	1-1	1-1	3-1	0-4	3-5
1986	1-1	1-1	2-0	1-1	3-1	2-2	5-3
1987	0-2	1-1	1-1	1-1	3-1	0-4	3-5
1988	1-1	0-2	0-2	1-1	2-2	0-4	2-6
1989	0-2	1-1	0-2	2-0	2-2	1-3	3-5
1990	1-1	2-0	2-0	0-2	3-1	2-2	5-3
1991	0-2	2-0	2-0	2-0	3-1	3-1	6-2
1992	1-1	1-1	2-0	2-0	4-0	2-2	6-2
1993	1-1	2-0	2-0	2-0	4-0	3-1	7-1
1994	1-1	2-0	0-2	1-1	2-2	2-2	4-4
1995	2-0	2-0	2-0	2-0	4-0	4-0	8-0
1996	1-1	1-1	0-2	2-0	3-1	1-3	4-4
1997	1-1	2-0	2-0	2-0	4-0	3-1	7-1
1998	0-2	2-0	1-1	1-1	3-1	1-3	4-4
1999	2-0	1-1	1-1	0-2	2-2	2-2	4-4
2000	2-0	0-2	1-1	2-0	3-1	2-2	5-3
2001	1-1	0-2	2-0	1-1	3-1	1-3	4-4
2002	0-2	1-1	1-1	—	2-1	0-3	2-4
2003	1-1	2-0	2-0	—	3-0	2-1	5-1
2004	1-1	2-0	0-2	—	2-1	1-2	3-3
2005	1-1	2-0	1-1	—	3-0	1-2	4-2
2006	1-1	2-0	1-1	—	3-0	1-2	4-2
2007	0-2	1-1	1-1	—	0-3	2-1	2-4
2008	1-1	1-1	0-2	—	1-2	1-2	2-4
2009	1-1	1-1	0-2	—	0-3	2-1	2-4
2010	1-1	0-2	1-1	—	2-1	0-3	2-4
2011	1-1	1-1	1-1	—	1-2	2-1	3-3
2012	0-2	0-2	0-2	—	0-3	0-3	0-6
2013	0-2	2-0	0-2	—	1-2	1-2	2-4
2014	0-2	1-1	2-0	—	2-1	1-2	3-3
2015	1-1	2-0	2-0	—	2-1	3-0	5-1
2016	2-0	2-0	2-0	—	3-0	3-0	6-0
2017	2-0	1-1	2-0	—	3-0	2-1	5-1
2018	2-0	2-0	1-1	—	2-1	3-0	5-1
2019	2-0	2-0	2-0	—	3-0	3-0	6-0
2020	2-0	1-1	1-1	—	1-2	3-0	4-2
2021	2-0	2-0	1-1	—	2-1	3-0	5-1

*Includes a win over Tampa Bay, who was an AFC West member in 1976.

NOTE: Chart begins in 1970 when AFC West was formed with AFL-NFL merger. Includes only regular season contests.

CHIEFS VS. NFC

OVERALL RECORD

Year	W	L	T	Pct.
1970	0	2	1	.167
1971	2	1	0	.667
1972	2	1	0	.667
1973	1	1	1	.500
1974	1	2	0	.333
1975	2	1	0	.667
1976	1	1	0	.500
1977	1	1	0	.500
1978	0	2	0	.000
1979	0	2	0	.000
1980	2	0	0	1.000
1981	2	2	0	.500
1982	0	3	0	.000
1983	2	2	0	.500
1984	1	1	0	.500
1985	2	2	0	.500
1986	1	1	0	.500
1987	1	2	0	.333
1988	0	2	0	.000
1989	2	0	0	1.000
1990	4	0	0	1.000
1991	2	2	0	.500
1992	2	2	0	.500
1993	2	2	0	.500
1994	3	1	0	.750
1995	3	1	0	.750
1996	4	0	0	1.000
1997	4	0	0	1.000
1998	3	1	0	.750
1999	2	2	0	.500
2000	2	2	0	.500
2001	1	3	0	.250
2002	2	2	0	.500
2003	3	1	0	.750
2004	1	3	0	.250
2005	1	3	0	.250
2006	4	0	0	1.000
2007	1	3	0	.250
2008	0	4	0	.000
2009	1	3	0	.250
2010	4	0	0	1.000
2011	3	1	0	.750
2012	2	2	0	.500
2013	4	0	0	1.000
2014	2	2	0	.500
2015	1	3	0	.250
2016	3	1	0	.750
2017	2	2	0	.500
2018	2	2	0	.500
2019	3	1	0	.750
2020	4	0	0	1.000
2021	5	0	0	1.000
Totals	103	78	2	.563

HOME RECORD

Year	W	L	T	Pct.
1970	0	1	1	.250
1971	1	0	0	1.000
1972	0	1	0	.000
1973	1	1	0	.500
1974	0	2	0	.000
1975	1	1	0	.500
1976	0	1	0	.000
1977	1	0	0	1.000
1978	0	1	0	.000
1979	0	1	0	.000
1980	1	0	0	1.000
1981	1	1	0	.500
1982	0	1	0	.000
1983	2	0	0	1.000
1984	1	0	0	1.000
1985	1	1	0	.500
1986	1	0	0	1.000
1987	0	1	0	.000
1988	0	1	0	.000
1989	1	0	0	1.000
1990	2	0	0	1.000
1991	1	1	0	.500
1992	2	0	0	1.000
1993	1	1	0	.500
1994	1	1	0	.500
1995	2	0	0	1.000
1996	2	0	0	1.000
1997	2	0	0	1.000
1998	2	0	0	1.000
1999	2	0	0	1.000
2000	2	0	0	1.000
2001	0	2	0	.000
2002	2	0	0	1.000
2003	2	0	0	1.000
2004	1	1	0	.500
2005	1	1	0	.500
2006	2	0	0	1.000
2007	1	1	0	.500
2008	0	2	0	.000
2009	0	2	0	.000
2010	2	0	0	1.000
2011	2	0	0	1.000
2012	1	1	0	.500
2013	2	0	0	1.000
2014	2	0	0	1.000
2015*	1	1	0	.500
2016	1	1	0	.500
2017	2	0	0	1.000
2018	2	0	0	1.000
2019	1	1	0	.500
2020	2	0	0	1.000
2021	3	0	0	1.000
Totals	61	30	1	.668

ROAD RECORD

Year	W	L	T	Pct.
1970	0	1	0	.000
1971	1	1	0	.500
1972	2	0	0	1.000
1973	0	0	1	.500
1974	1	0	0	1.000
1975	1	0	0	1.000
1976	1	0	0	1.000
1977	0	1	0	.000
1978	0	1	0	.000
1979	0	1	0	.000
1980	1	0	0	1.000
1981	1	1	0	.500
1982	0	2	0	.000
1983	0	2	0	.000
1984	0	1	0	.000
1985	1	1	0	.500
1986	0	1	0	.000
1987	1	1	0	.500
1988	0	1	0	.000
1989	1	0	0	1.000
1990	2	0	0	1.000
1991	1	1	0	.500
1992	0	2	0	.000
1993	1	1	0	.500
1994	2	0	0	1.000
1995	1	1	0	.500
1996	2	0	0	1.000
1997	2	0	0	1.000
1998	1	1	0	.500
1999	0	2	0	.000
2000	0	2	0	.000
2001	1	1	0	.500
2002	0	2	0	.000
2003	1	1	0	.500
2004	0	2	0	.000
2005	0	2	0	.000
2006	2	0	0	1.000
2007	0	2	0	.000
2008	0	2	0	.000
2009	1	1	0	.500
2010	2	0	0	1.000
2011	1	1	0	.500
2012	1	1	0	.500
2013	2	0	0	1.000
2014	0	2	0	.000
2015	0	2	0	.000
2016	2	0	0	1.000
2017	0	2	0	.000
2018	0	2	0	.000
2019	2	0	0	1.000
2020	2	0	0	1.000
2021	2	0	0	1.000
Totals	42	48	1	.467

*Includes game in London

CHIEFS VS. THE NFL



ARIZONA CARDINALS

9-3-1 (.731)

Regular Season: 9-3-1
Postseason: 0-0

Home: 5-0-1
Away: 4-3-0

1970	11/22	KC	T	6-6	1995	10/1	ARZ	W	24-3	2010	11/21	KC	W	31-13
1974	12/1	STL	W	17-13	1998	11/29	KC	W	34-24	2014	12/7	ARZ	L	14-17
1980	11/23	STL	W	21-13	2001	10/21	ARZ	L	16-24	2018	11/11	KC	W	26-14
1983	10/2	KC	W	38-14	2002	12/1	KC	W	49-0	Total Points: KC 313 - ARZ 184				
1986	11/23	STL	L	14-23	2006	10/8	ARZ	W	23-20					

Longest KC winning streak:	3 (1974-83)	Longest KC losing streak:	1 (Three times)
Municipal Stadium:	0-0-1 (.500)	Busch Stadium:	2-1-0 (.667)
GEHA Field at Arrowhead Stadium:	5-0-0 (1.000)	Sun Devil Stadium:	1-1-0 (.500)
		University of Phoenix Stadium:	1-1-0 (.500)

Cardinals home sites: Busch Stadium 1970-87; Sun Devil Stadium - Tempe, AZ 1988-2005;
State Farm Stadium 2006-present, known as University of Phoenix Stadium 2006-17.
Franchise in St. Louis prior to 1988 and was known as Phoenix Cardinals from 1988-92.



ATLANTA FALCONS

6-3-0 (.667)

Regular Season: 6-3-0
Postseason: 0-0

Home: 3-1-0
Away: 3-2-0

1972	12/17	ATL	W	17-14	2000	12/24	ATL	L	13-29	2016	12/4	ATL	W	29-28
1985	12/8	KC	W	38-10	2004	10/24	KC	W	56-10	Total Points: KC 235 - ATL 182				
1991	9/1	KC	W	14-3	2008	9/21	ATL	L	14-38					
1994	9/18	ATL	W	30-10	2012	9/9	KC	L	24-40					

Longest KC winning streak:	4 (1972-94)	Longest KC losing streak:	2 (2008-12)
GEHA Field at Arrowhead Stadium:	3-1-0 (.750)	Atlanta Fulton County Stadium:	1-0-0 (1.000)
		Georgia Dome:	2-2-0 (.500)
		Mercedes-Benz Stadium:	0-0-0 (.000)

Falcons home sites: Atlanta Fulton County Stadium 1970-91; Georgia Dome 1992-16; Mercedes-Benz Stadium 2017-present.



BALTIMORE RAVENS

7-5-0 (.583)

Regular Season: 7-4-0
Postseason: 0-1


Home: 2-3-0
Away: 5-2-0

1999	10/21	BAL	W	35-8	2010	1/9	KC	L	7-30 a	2020	9/28	BAL	W	34-20
2003	9/28	BAL	W	17-10	2012	10/7	KC	L	6-9	2021	9/19	BAL	L	35-36
2004	10/4	BAL	W	27-24	2015	12/20	BAL	W	34-14	Total Points: KC 289 - BAL 261				
2006	12/10	KC	L	10-20	2018	12/9	KC	W	27-24					
2009	9/13	BAL	L	24-38	2019	9/22	KC	W	33-28					

a - AFC Wild Card Game

Longest KC winning streak:	4 (2015-20)	Longest KC losing streak:	4 (2006-12)
GEHA Field at Arrowhead Stadium:	2-3-0 (.400)	M&T Bank Stadium:	5-2-0 (.714)


Ravens home sites: Baltimore Memorial Stadium 1996-97; M&T Bank Stadium 1998-present,
known as Stadium at Camden Yards 1998 and PSINet Stadium 1999-02.

	BUFFALO BILLS				<i>Regular Season: 21-25-1</i>				<i>Home: 15-13-0</i>					
	24-27-1 (.471)				<i>Postseason: 3-2</i>				<i>Away: 9-14-1</i>					
1960	11/6	BUF	W	45-28	1971	12/7	KC	W	22-19	2002	11/17	KC	W	17-16
	12/18	DAL	W	24-7	1972	12/19	KC	W	22-9	2003	10/26	KC	W	38-5
1961	10/15	BUF	L	24-27	1973	10/29	BUF	L	14-23	2005	11/13	BUF	L	3-14
	11/12	DAL	L	20-30	1976	10/3	BUF	L	17-50	2008	11/23	KC	L	31-54
1962	9/30	DAL	W	41-21	1978	10/1	BUF	L	13-28	2009	12/13	KC	L	10-16
	12/2	BUF	L	14-23	1982	12/3	KC	W	14-10	2010	10/31	KC	W	13-10 OT
1963	9/22	BUF	T	27-27	1983	9/12	BUF	L	9-14	2011	9/11	KC	L	7-41
	10/13	KC	L	26-35	1986	12/4	KC	L	9-14	2012	9/16	BUF	L	17-35
1964	9/13	BUF	L	17-34	1991	11/30	KC	L	14-17	2013	11/3	BUF	W	23-13
	10/18	KC	L	22-35	1993	10/7	KC	W	33-6	2014	11/9	BUF	W	17-13
1965	10/17	KC	L	7-23	1994	11/28	KC	W	23-7	2015	11/29	KC	W	30-22
	12/12	BUF	L	25-34	1996	1/5/92	BUF	L	14-37 b	2017	11/26	KC	L	10-16
1966	9/11	BUF	W	42-20	1997	1/23/94	BUF	L	13-30 c	2020	10/19	BUF	W	26-17
	10/2	KC	L	14-29	1999	10/30	BUF	L	10-44	2021	10/10	KC	L	20-38
	1/1/67	BUF	W	31-7 a	2000	12/22	BUF	L	9-20		1/24/21	KC	W	38-24 c
1967	12/3	KC	W	23-13	1997	9/14	KC	W	22-16		1/23/22	KC	W	42-36 OT b
1968	10/5	BUF	W	18-7	2000	11/19	KC	L	17-21	Total Points: KC 1,086 - BUF 1,159				
1969	11/2	BUF	W	29-7										

a - AFL Championship Game b - AFC Divisional Playoff Game c - AFC Championship Game


Longest KC winning streak: 6 (1966-71) **Longest KC losing streak:** 5 (1963-65)
Cotton Bowl: 2-1-0 (.667) **War Memorial Stadium:** 5-4-1 (.550)
Municipal Stadium: 3-4-0 (.429) **Ralph Wilson Stadium:** 3-10-0 (.231)
GEHA Field at Arrowhead Stadium: 10-8-0 (.563) **Bills Stadium:** 1-0-0 (1.000)

Bills home sites: War Memorial Stadium 1960-72;
Highmark Stadium - Orchard Park, N.Y. 1973-present, known as Rich Stadium 1973-98, Ralph Wilson Stadium 1998-15, New Era Field 2015-19, Bills Stadium 2020; Rogers Centre - Toronto, Canada 2008-present (Bills Toronto Series).

	CAROLINA PANTHERS				<i>Regular Season: 5-2-0</i>				<i>Home: 3-1-0</i>					
	5-2-0 (.714)				<i>Postseason: 0-0</i>				<i>Away: 2-1-1</i>					
1997	9/21	CAR	W	35-14	2008	10/5	CAR	L	0-34	2020	11/8	KC	W	33-31
2000	12/10	KC	W	15-14	2012	12/2	KC	W	27-21	Total Points: KC 147 - CAR 159				
2004	9/19	KC	L	17-28	2016	11/13	CAR	W	20-17					


Longest KC winning streak: 3 (2012-present) **Longest KC losing streak:** 2 (2004-08)
GEHA Field at Arrowhead Stadium: 3-1-0 (.750) **Bank of America Stadium:** 2-1-0 (.667)

Panthers home sites: Clemson Memorial Stadium - Clemson, SC 1995;
Bank of America Stadium 1996-present, known as Ericsson Stadium 1996-03.

	CHICAGO BEARS				<i>Regular Season: 6-7-0</i>				<i>Home: 3-3-0</i>					
	6-7-0 (.462)				<i>Postseason: 0-0</i>				<i>Away: 3-4-0</i>					
1973	11/12	KC	W	19-7	1993	11/21	KC	L	17-19	2011	12/4	CHI	W	10-3
1977	11/13	CHI	L	27-28	1996	11/17	KC	W	14-10	2015	10/11	KC	L	17-18
1981	11/8	KC	L	13-16 OT	1999	9/12	CHI	L	17-20	2019	12/22	CHI	W	26-3
1987	11/1	CHI	L	28-31	2003	12/28	KC	W	31-3	Total Points: KC 250 - CHI 188				
1990	12/29	CHI	W	21-10	2007	9/16	CHI	L	10-20					

Longest KC winning streak: 1 (6 times, last 2019) **Longest KC losing streak:** 3 (1977-87)
GEHA Field at Arrowhead Stadium: 3-3-0 (.500) **Soldier Field:** 3-4-0 (.429)


Bears home sites: Wrigley Field 1970; Soldier Field 1971-01, 2003-present;
University of Illinois Memorial Stadium - Champaign, IL 2002.

		CINCINNATI BENGALS				Regular Season: 14-16-0				Home: 9-8-0				
		14-17-0 (.452)				Postseason: 0-1				Away: 5-9-0				
1968	10/13	KC	W	13-3	1979	10/7	CIN	W	10-7	2006	9/10	KC	L	10-23
	11/10	CIN	W	16-9	1980	11/30	KC	L	6-20	2007	10/14	KC	W	27-20
1969	9/28	CIN	L	19-24	1983	11/13	KC	W	20-15	2008	12/28	CIN	L	6-16
	10/26	KC	W	42-22	1984	9/9	CIN	W	27-22	2009	12/27	CIN	L	10-17
1970	10/18	CIN	W	27-19	1986	9/7	KC	W	24-14	2012	11/18	KC	L	6-28
1972	10/15	KC	L	16-23	1987	12/6	CIN	L	27-30 OT	2015	10/4	CIN	L	21-36
1973	10/21	CIN	L	6-14	1988	11/13	KC	W	31-28	2018	10/21	KC	W	45-10
1974	11/24	CIN	L	6-33	1989	10/1	KC	L	17-21	2021	1/2/22	CIN	L	31-34
1976	11/21	KC	L	24-27	1993	10/10	KC	W	17-15	1/30/22	KC	L	21-24	a
1977	12/4	KC	L	7-27	2003	11/16	CIN	L	19-24	Total Points: KC 615 - CIN 634				
1978	9/3	CIN	W	24-23	2005	1/1/06	KC	W	37-3					

a - AFC Championship Game

Longest KC winning streak:	3 (1983-86)	Longest KC losing streak:	5 (1972-77)
Municipal Stadium:	2-0-0 (1.000)	Nippert Stadium:	1-1-0 (.500)
GEHA Field at Arrowhead Stadium:	7-8-0 (.500)	Cinergy Field:	4-3-0 (.571)
		Paul Brown Stadium:	0-5-0 (.000)


Bengals home sites: Nippert Stadium 1968-69; Cinergy Field 1970-99, known as Riverfront Stadium 1970-95; Paul Brown Stadium 2000-present.

		CLEVELAND BROWNS				Regular Season: 14-11-2				Home: 11-3-1					
		15-11-2 (.571)				Postseason: 1-0				Away: 4-8-1					
1971	11/14	KC	W	13-7	1986	10/12	CLE	L	7-20	2009	12/20	KC	L	34-41	
1972	10/8	CLE	W	31-7	1988	9/4	KC	L	3-6	2010	9/19	CLE	W	16-14	
1973	12/2	KC	T	20-20	1989	11/19	CLE	T	10-10 OT	2012	12/9	CLE	L	7-30	
1975	12/14	CLE	L	14-40	1990	9/30	KC	W	34-0	2013	10/27	KC	W	23-17	
1976	12/12	KC	W	39-14	1991	11/24	CLE	L	15-20	2015	12/27	KC	W	17-13	
1977	10/30	CLE	L	7-44	1994	11/20	KC	W	20-13	2018	11/4	CLE	W	37-21	
1978	10/22	KC	W	17-3	1995	9/24	CLE	L	17-35	2020	1/17/21	KC	W	22-17	a
1979	9/9	KC	L	24-27	2002	9/8	CLE	W	40-39	2021	9/12	KC	W	33-29	
1980	9/21	CLE	L	13-20	2003	11/9	KC	W	41-20	Total Points: KC 592 - CLE 564					
1984	9/30	KC	W	10-6	2006	12/3	CLE	L	28-31 OT						

a - AFC Divisional Playoff Game

Longest KC winning streak:	5 (2013-present)	Longest KC losing streak:	2 (Three times)
Municipal Stadium:	1-0-0 (1.000)	Municipal Stadium:	1-6-1 (.188)
GEHA Field at Arrowhead Stadium:	10-3-1 (.750)	Cleveland Browns Stadium:	2-2-0 (.500)
		FirstEnergy Stadium:	1-0-0 (1.000)

Browns home sites: Municipal Stadium 1970-95; FirstEnergy Stadium 1999-present, known as Cleveland Browns Stadium 1999-2012.

		DALLAS COWBOYS				Regular Season: 5-7-0				Home: 4-2-0				
		5-7-0 (.417)				Postseason: 0-0				Away: 1-5-0				
1970	10/25	KC	L	16-27	1995	11/23	DAL	L	12-24	2017	11/5	DAL	L	17-28
1975	11/10	DAL	W	34-31	1998	12/13	KC	W	20-17	2021	11/21	KC	W	19-9
1983	11/20	DAL	L	21-41	2005	12/11	DAL	L	28-31	Total Points: KC 250 - DAL 295				
1989	10/22	KC	W	36-28	2009	10/11	KC	L	20-26 OT					
1992	10/18	DAL	L	10-17	2013	9/15	KC	W	17-16					

Longest KC winning streak:	1 (Five times)	Longest KC losing streak:	2 (Twice)
Municipal Stadium:	0-1-0 (.000)	Texas Stadium:	1-4-0 (.200)
GEHA Field at Arrowhead Stadium:	4-1-0 (.750)	AT&T Stadium:	0-1-0 (.000)

Cowboys home sites: Cotton Bowl 1970; Texas Stadium - Irving, TX 1971-08; AT&T Stadium - Arlington, TX 2009-present, known as Cowboys Stadium 2009-12.

**DENVER BRONCOS****69-55-0 (.556)****Regular Season: 69-54-0****Postseason: 0-1****Home: 42-20-0****Away: 27-35-0**

1960	10/30	DEN	W	17-14	1981	10/18	KC	W	28-14	2002	10/20	KC	L	34-37OT
	11/13	DAL	W	34-7		12/6	DEN	L	13-16		12/15	DEN	L	24-31
1961	10/8	DEN	W	19-12	1982	12/19	DEN	W	37-16	2003	10/5	KC	W	24-23
	12/10	DAL	W	49-21	1983	10/30	DEN	L	24-27		12/7	DEN	L	27-45
1962	11/18	DEN	W	24-3		12/18	KC	W	48-17	2004	9/12	DEN	L	24-34
	12/9	DAL	W	17-10	1984	9/23	DEN	L	0-21		12/19	KC	W	45-17
1963	9/7	DEN	W	59-7 ^a		12/2	KC	W	16-13	2005	9/26	DEN	L	10-30
	12/8	KC	W	52-21	1985	10/27	KC	L	10-30		12/4	KC	W	31-27
1964	10/11	DEN	L	27-33		12/14	DEN	L	13-14	2006	9/17	DEN	L	6-9OT
	11/1	KC	W	49-39	1986	11/16	DEN	L	17-38		11/23	KC	W	19-10
1965	10/10	DEN	W	31-23		12/7	KC	W	37-10	2007	11/10	KC	L	11-27
	12/19	KC	W	45-35	1987	10/18	KC	L	17-26 ^b		12/9	DEN	L	7-41
1966	10/8	KC	W	37-10		12/19	DEN	L	17-20	2008	9/28	KC	W	33-19
	10/23	DEN	W	56-10	1988	9/18	KC	W	20-13		12/7	DEN	L	17-24
1967	10/29	KC	W	52-9		11/6	DEN	L	11-17	2009	12/6	KC	L	13-44
	12/17	DEN	W	38-24	1989	9/10	DEN	L	20-34		1/3/10	DEN	W	44-24
1968	9/22	KC	W	34-2		11/12	KC	L	13-16	2010	11/14	DEN	L	29-49
	12/14	DEN	W	30-7	1990	9/17	DEN	L	23-24		12/5	KC	W	10-6
1969	10/5	DEN	W	26-13		12/9	KC	W	31-20	2011	11/13	KC	L	10-17
	11/27	KC	W	31-17	1991	10/20	DEN	L	16-19		1/1/12	DEN	W	7-3
1970	10/4	DEN	L	13-26		11/17	KC	L	20-24	2012	11/25	KC	L	9-17
	12/6	KC	W	16-0	1992	10/4	DEN	L	19-20		12/30	DEN	L	3-38
1971	10/3	DEN	W	16-3		12/27	KC	W	42-20	2013	11/17	DEN	L	17-27
	11/21	KC	W	28-10	1993	9/20	KC	W	15-7		12/1	KC	L	28-35
1972	10/1	DEN	W	45-24		12/12	DEN	L	21-27	2014	9/14	DEN	L	17-24
	12/3	KC	W	24-21	1994	10/17	DEN	W	31-28		11/30	KC	L	16-29
1973	10/7	KC	W	16-14		12/4	KC	L	17-20OT	2015	9/17	KC	L	24-31
	11/25	DEN	L	10-14	1995	10/22	DEN	W	21-7		11/15	DEN	W	29-13
1974	10/6	KC	L	14-17		12/17	KC	W	20-17	2016	11/27	DEN	W	30-27OT
	11/18	DEN	W	42-34	1996	9/27	KC	W	17-14		12/25	KC	W	33-10
1975	9/21	DEN	L	33-37		10/27	DEN	L	7-34	2017	10/30	KC	W	29-19
	10/26	KC	W	26-13	1997	8/31	DEN	L	3-19		12/31	KC	W	27-24
1976	10/24	KC	L	26-35		11/16	KC	W	24-22	2018	10/1	DEN	W	27-23
	12/5	DEN	L	16-17		11/4/98	KC	L	10-14 ^c		10/28	KC	W	30-23
1977	10/9	DEN	L	7-23	1998	11/16	KC	L	7-30	2019	10/17	DEN	W	30-6
	11/20	KC	L	7-14		12/6	DEN	L	31-35		12/15	KC	W	23-3
1978	9/24	KC	L	17-23OT	1999	9/19	KC	W	26-10	2020	10/25	DEN	W	43-16
	12/10	DEN	L	3-24		12/5	DEN	W	16-10		12/6	KC	W	22-16
1979	10/14	KC	L	10-24	2000	9/24	DEN	W	23-22	2021	12/5	KC	W	22-9
	10/28	DEN	L	3-20		12/17	KC	W	20-7		1/8/22	DEN	W	28-24
1980	10/19	DEN	W	23-17	2001	10/7	DEN	L	6-20					
	12/7	KC	W	31-14		12/16	KC	W	26-23OT					

Total Points: KC 2,898 - DEN 2,507

a - University of Denver Stadium

b - Replacement Game


c - AFC Divisional Playoff Game


Longest KC winning streak: 13 (2015-present)
KC Season Sweeps: 21 (Last: 2021)
Cotton Bowl: 3-0-0 (1.000)
Municipal Stadium: 9-0-0 (1.000)
GEHA Field at Arrowhead Stadium: 30-20-0 (.592)


Longest KC losing streak: 8 (1976-79)
DEN Season Sweeps: 14 (Last: 2014)
Mile High Stadium: 17-23-0 (.425)
University of Denver Stadium: 1-0-0 (1.000)
INVESCO Field at Mile High: 1-9-0 (.100)
Sports Authority Field at Mile High: 4-3-0 (.571)
Broncos Stadium at Mile High: 1-0-0 (1.000)
Empower Field at Mile High: 3-0-0 (1.000)


Broncos home sites: Mile High Stadium 1960-00, known as Bears Stadium 1960-67; University of Denver Stadium 1962-68; Empower Field at Mile High 2001-present, known as INVESCO Field at Mile High 2001-2010; Sports Authority Field at Mile High 2011-17 and Broncos Stadium at Mile High 2018.



 DETROIT LIONS 9-5-0 (.643)					Regular Season: 9-5-0 Postseason: 0-0					Home: 6-1-0 Away: 3-4-0				
1971	11/25	DET	L	21-32	1990	10/14	KC	W	43-24	2015	11/1	LON	W	45-10
1975	11/23	KC	W	24-21 OT	1996	11/28	DET	W	28-24	2019	9/29	DET	W	34-30
1980	10/26	KC	W	20-17	1999	9/26	KC	W	31-21	Total Points: KC 357 - DET 323				
1981	11/26	DET	L	10-27	2003	12/14	KC	W	45-17					
1987	11/26	DET	W	27-20	2007	12/23	DET	L	20-25					
1988	10/23	KC	L	6-7	2011	9/18	DET	L	3-48					
Longest KC winning streak: 4 (1990-03)					Longest KC losing streak: 2 (2007-11)									
GEHA Field at Arrowhead Stadium: 5-1-0 (.833)					Tiger Stadium: 0-1-0 (.000)									
Wembley Stadium: 1-0-0 (1.000)					Pontiac Silverdome: 2-1-0 (.667)									
					Ford Field: 1-2-0 (.333)									
Lions home sites: Tiger Stadium 1970-74; Pontiac Silverdome - Pontiac, MI 1975-01; Ford Field 2002-present.														

 GREEN BAY PACKERS 8-5-1 (.607)					Regular Season: 8-4-1 Postseason: 0-1					Home: 5-3-0 Away: 3-1-1					Neutral: 0-1				
1966	1/15/67	LA	L	10-35 a	1993	11/8	KC	W	23-16	2019	10/27	KC	L	24-31					
1973	10/14	MIL	T	10-10 b	1996	11/10	KC	W	27-20	2021	11/7	KC	W	13-7					
1977	11/6	KC	W	20-10	2003	10/12	GB	W	40-34 OT	Total Points: KC 277 - GB 277									
1987	11/22	KC	L	3-23	2007	11/4	KC	L	22-33										
1989	12/10	GB	W	21-3	2011	12/18	KC	W	19-14										
1990	9/23	GB	W	17-3	2015	9/28	GB	L	28-38										
a - Super Bowl I (Memorial Coliseum - Los Angeles, CA)					b - Milwaukee County Stadium (Milwaukee, WI)														
Longest KC winning streak: 5 (1989-03)					Longest KC losing streak: 2 (2015-19)														
GEHA Field at Arrowhead Stadium: 5-3-0 (.571)					Lambeau Field: 3-1-0 (.750)														
					Milwaukee County Stadium: 0-0-1 (.500)														
Packers home site: Lambeau Field 1970-present; played home games part-time at Milwaukee County Stadium from 1970-1994.																			

 HOUSTON TEXANS 8-5-0 (.615)					Regular Season: 6-5-0 Postseason: 2-0					Home: 3-2-0 Away: 5-3-0				
2003	9/21	HOU	W	42-14	2013	10/20	KC	W	17-16	2019	10/13	KC	L	24-31
2004	9/26	KC	L	21-24	2015	9/13	HOU	W	27-20	1/12/20 KC W 51-31 b				
2005	11/20	HOU	W	45-17	1/9/16 HOU W 30-0 a					2020	9/10	KC	W	34-20
2007	9/9	HOU	L	3-20	2016	9/18	HOU	L	12-19	Total Points: KC 337 - HOU 247				
2010	10/17	HOU	L	31-35	2017	10/8	HOU	W	42-34					
a - AFC Wild Card Playoff Game					b - AFC Divisional Playoff Game									
Longest KC winning streak: 3 (2013-15)					Longest KC losing streak: 2 (2007-10)									
GEHA Field at Arrowhead Stadium: 3-2-0 (.600)					NRG Stadium: 5-3-0 (.625)									
Texans home site: NRG Stadium 2002-present, known as Reliant Stadium 2002-2013.														

 INDIANAPOLIS COLTS					<i>Regular Season: 9-13-0</i>					<i>Home: 5-10-0</i>						
10-17-0 (.370)					<i>Postseason: 1-4</i>					<i>Away: 5-7-0</i>						
1970	9/28	BAL	W	44-24	1995	1/7/96	KC	L	7-10	a	2011	10/9	IND	W	28-24	
1972	12/10	KC	W	24-10	1996	12/15	KC	L	19-24		2012	12/23	KC	L	13-20	
1975	11/30	BAL	L	14-28	1999	11/7	IND	L	17-25		2013	12/22	KC	L	7-23	
1977	10/16	KC	L	6-17	2000	9/3	KC	L	14-27			1/4/14	IND	L	44-45	b
1979	9/2	KC	W	14-0	2001	10/25	KC	L	28-35		2016	10/30	IND	W	30-14	
	12/9	BAL	W	10-7	2003	1/11/04	KC	L	31-38	a	2018	1/2/19	KC	W	31-13	a
1980	11/2	KC	L	24-31	2004	10/31	KC	W	45-35		2019	10/6	KC	L	13-19	
	12/21	BAL	W	38-28	2006	1/6/07	IND	L	8-23	b	Total Points: KC 567 - IND 582					
1985	11/24	KC	W	20-7	2007	11/18	IND	L	10-13							
1990	10/7	IND	L	19-23	2010	10/10	IND	L	9-19							

a - AFC Divisional Playoff Game b - AFC Wild Card Playoff Game


Longest KC winning streak: 2 (Four times) **Longest KC losing streak:** 7 (1990-03)

Municipal Stadium: 1-0-0 (.000) **Baltimore Memorial Stadium:** 3-1-0 (.750)

GEHA Field at Arrowhead Stadium: 4-10-0 (.286) **RCA Dome:** 0-4-0 (.000)

Lucas Oil Stadium: 2-2-0 (.500)

Colts home sites: Baltimore Memorial Stadium 1970-83; RCA Dome 1984-07, known as Hoosier Dome 1984-93; Lucas Oil Stadium 2008-present. Franchise in Baltimore prior to 1984.

 JACKSONVILLE JAGUARS					<i>Regular Season: 7-6-0</i>					<i>Home: 4-2-0</i>					
7-6-0 (.538)					<i>Postseason: 0-0</i>					<i>Away: 3-4-0</i>					
1997	11/9	JAX	L	10-24	2006	12/31	KC	W	35-30		2016	11/6	KC	W	19-14
1998	9/13	JAX	L	16-21	2007	10/7	KC	L	7-17		2018	10/7	KC	W	30-14
2001	12/30	JAX	W	30-26	2009	11/8	JAX	L	21-24		2019	9/8	JAX	W	40-26
2002	9/15	KC	L	16-23	2010	10/24	KC	W	42-20		Total Points: KC 310 - JAX 263				
2004	10/17	JAX	L	16-22	2013	9/8	JAX	W	28-2						

Longest KC winning streak: 5 (2010-present) **Longest KC losing streak:** 2 (Three times)

GEHA Field at Arrowhead Stadium: 4-2-0 (.667) **Jacksonville Municipal Stadium:** 1-4-0 (.200)

EverBank Field: 1-0-0 (1.000)

TIAA Bank Field: 1-0-0 (1.000)

Jaguars home site: TIAA Bank Field 1995-present, known as Jacksonville Municipal Stadium 1995-96, 2007-09, ALLTEL Stadium 1997-06, EverBank Field 2010-18.



LAS VEGAS RAIDERS
70-54-2 (.563)

Regular Season: 68-53-2
Postseason: 2-1

Home: 37-25-1
Away: 33-29-1

1960	9/16	OAK	W	34-16		1981	10/5	OAK	W	31-17	2002	10/17	KC	W	20-10
	10/9	KC	L	19-20			10/11	KC	W	27-0		12/28	OAK	L	0-24
1961	9/24	OAK	W	42-35		1982	10/25	OAK	W	28-17	2003	10/20	OAK	W	17-10
	11/26	KC	W	43-11		1983	12/12	KC	L	16-21		11/23	KC	W	27-24
1962	9/23	OAK	W	26-16		1984	10/9	LA	L	20-21	2004	12/5	OAK	W	34-27
	11/25	KC	W	35-7			11/6	KC	L	20-28		12/25	KC	W	31-30
1963	11/3	OAK	L	7-10		1985	9/16	KC	L	20-22	2005	9/18	OAK	W	23-17
	11/8	KC	L	7-22			11/18	LA	L	7-17		11/6	KC	W	27-23
1964	9/27	OAK	W	21-9		1986	9/12	KC	W	36-20	2006	11/19	KC	W	17-13
	11/8	KC	W	42-7			10/6	LA	L	10-19		12/23	OAK	W	20-9
1965	9/12	OAK	L	10-37		1987	10/5	KC	L	17-24	2007	10/21	OAK	W	12-10
	10/31	KC	W	14-7			12/14	LA	W	20-17		11/25	KC	L	17-20
1966	9/18	OAK	W	32-10		1988	10/4	LA	L	17-35 c	2008	9/14	KC	L	8-23
	10/16	KC	L	13-34			12/13	KC	W	16-10		11/30	OAK	W	20-13
1967	10/1	OAK	L	21-23		1989	10/16	KC	L	17-27	2009	9/20	KC	L	10-13
	11/23	KC	L	22-44			10/30	LA	L	10-17		11/15	OAK	W	16-10
1968	10/20	KC	W	24-10		1990	9/17	KC	W	24-19	2010	11/7	OAK	L	20-23 OT
	11/3	OAK	L	21-38			10/15	LA	L	14-20		1/2/11	KC	L	10-31
	12/22	OAK	L	6-41 a		1991	11/4	KC	W	9-7	2011	10/23	OAK	W	28-0
1969	11/23	KC	L	24-27			11/25	LA	W	27-24		12/24	KC	L	13-16 OT
	12/13	OAK	L	6-10		1992	10/28	KC	W	24-21	2012	10/28	KC	L	16-26
	1/4/70	OAK	W	17-7 b			12/22	LA	W	27-21		12/26	OAK	L	0-15
1970	11/1	KC	T	17-17			12/28	KC	W	10-6 d	2013	10/13	KC	W	24-7
	12/12	OAK	L	6-20		1993	9/28	KC	W	27-7		12/15	OAK	W	56-31
1971	10/31	OAK	T	20-20			12/6	LA	L	7-28	2014	11/20	OAK	L	20-24
	12/12	KC	W	16-14		1994	10/3	KC	W	24-9		12/14	KC	W	31-13
1972	11/5	KC	W	27-14			11/14	LA	W	31-20	2015	12/6	OAK	W	34-20
	11/26	OAK	L	3-26		1995	11/6	KC	W	13-3		1/3/16	KC	W	23-17
1973	9/30	KC	W	16-3			12/24	LA	W	19-9	2016	10/16	OAK	W	26-10
	12/8	OAK	L	7-37		1996	9/17	KC	W	23-17 OT		12/8	KC	W	21-13
1974	9/22	OAK	L	7-27			12/3	OAK	W	29-23	2017	10/19	OAK	L	30-31
	12/8	KC	L	6-7		1997	9/8	KC	W	19-3		12/10	KC	W	26-15
1975	10/12	KC	W	42-10			12/9	OAK	L	7-26	2018	12/2	OAK	W	40-22
	12/21	OAK	L	20-28		1998	9/8	OAK	W	28-27		12/30	KC	W	35-3
1976	9/20	KC	L	21-24			12/7	KC	W	30-0	2019	9/15	OAK	W	28-10
	11/14	OAK	L	10-21		1999	9/6	KC	W	28-8		12/1	KC	W	40-9
1977	10/3	KC	L	28-37			12/26	OAK	W	31-24	2020	10/11	KC	L	32-40
	12/18	OAK	L	20-21		2000	11/28	OAK	W	37-34		11/22	LV	W	35-31
1978	10/15	OAK	L	6-28			1/2/00	KC	L	38-41 OT	2021	11/14	LV	W	41-14
	11/5	KC	L	10-20		2001	10/15	KC	L	17-20		12/12	KC	W	48-9
1979	9/23	KC	W	35-7			11/5	OAK	L	31-49	Total Points: KC 2,753 - LV 2,420				
	11/18	OAK	W	24-21			9/9	KC	L	24-27					
1980	9/7	KC	L	14-27			12/9	OAK	L	26-28					

a - AFL Divisional Playoff Game
d - AFC Wild Card Playoff Game

b - AFL Championship Game

c - Replacement Game

Longest KC winning streak: 9 (2003-07)
KC Season Sweeps: 22 (Last: 2021)
Cotton Bowl: 2-1-0 (.667)
Municipal Stadium: 4-4-1 (.500)
GEHA Field at Arrowhead Stadium: 30-20-0 (.592)

Longest KC losing streak: 7 (1975-78)
LV Season Sweeps: 14 (Last: 2012)
Kezar Stadium: 1-0-0 (1.000)
Candlestick Park: 1-0-0 (1.000)
Frank Youell: 2-2-0 (.500)
L.A. Memorial Coliseum: 6-7-0 (.462)
Oakland-Alameda Coliseum: 22-20-1 (.523)
Allegiant Stadium: 2-0-0 (1.000)

Raiders home sites: Kezar Stadium - San Francisco, CA 1960;
Candlestick Park - San Francisco, CA 1961; Frank Youell Field - Oakland, CA 1962-65;
Los Angeles Memorial Coliseum 1982-94; Oakland-Alameda Coliseum 1966-81, 1995-2019,
known as Network Associates Coliseum 1998-04, McAfee Coliseum 2005-08, O.co Coliseum 2011-16,
RingCentral Coliseum 2019; Allegiant Stadium - Las Vegas, NV, 2020-present.
Franchise in Oakland 1960-81, 1995-2019; in Los Angeles 1982-94.





LOS ANGELES CHARGERS
65-58-1 (.528)

Regular Season: 65-57-1
Postseason: 0-1

Home: 36-26-0
Away: 29-32-1

1960	9/10	LA	L	20-21	1981	9/20	KC	L	31-42	2002	10/13	SD	L	34-35
	9/25	DAL	W	17-0		11/1	SD	L	20-22		12/22	KC	W	24-22
1961	9/10	DAL	L	10-26	1982	9/19	KC	W	19-12	2003	9/7	KC	W	27-14
	11/19	SD	L	14-24	1983	9/12	KC	L	14-17		11/30	SD	W	28-24
1962	10/7	SD	L	28-32		12/11	SD	L	38-41	2004	11/28	KC	L	31-34
	12/16	DAL	W	26-17	1984	10/14	KC	W	31-13		1/2/05	SD	L	17-24
1963	9/29	SD	L	17-38		12/16	SD	W	42-21	2005	10/30	SD	L	20-28
	10/20	KC	L	10-24	1985	10/13	SD	L	20-31		12/24	KC	W	20-7
1964	11/15	KC	L	14-28		12/22	KC	W	38-34	2006	10/22	KC	W	30-27
	12/13	SD	W	49-6	1986	10/19	KC	W	42-41		12/17	SD	L	9-20
1965	9/26	SD	T	10-10		11/2	SD	W	24-23	2007	9/30	SD	W	30-16
	11/14	KC	W	31-7	1987	9/13	KC	W	20-13		12/2	KC	L	10-24
1966	11/6	KC	W	24-14		10/25	SD	L	21-42	2008	11/9	SD	L	19-20
	12/18	SD	W	27-17	1988	9/25	KC	L	23-24		12/14	KC	L	21-22
1967	10/15	SD	L	31-45		12/18	SD	L	13-24	2009	10/25	KC	L	7-37
	11/19	KC	L	16-17	1989	9/24	SD	L	6-21		11/29	SD	L	14-43
1968	10/27	KC	W	27-20		12/17	KC	L	13-20	2010	9/13	KC	W	21-14
	12/8	SD	W	40-3	1990	11/18	KC	W	27-10		12/12	SD	L	0-31
1969	9/14	SD	W	27-9		12/23	SD	W	24-21	2011	9/25	SD	L	17-20
	11/9	KC	W	27-3	1991	9/29	SD	W	14-13		10/31	KC	W	23-20 OT
1970	11/29	KC	W	26-14		12/8	KC	W	20-17 OT	2012	9/30	KC	L	20-37
	12/20	SD	L	13-31	1992	9/6	SD	W	24-10		11/1	SD	L	13-31
1971	9/19	SD	L	14-21		11/8	KC	W	16-14	2013	11/24	KC	L	38-41
	10/10	KC	W	31-10		11/2/93	SD	L	0-17 a		12/29	SD	L	24-27
1972	10/29	SD	W	26-14	1993	10/17	SD	W	17-14	2014	10/19	SD	W	23-20
	11/19	KC	L	17-27		12/19	KC	W	28-24		12/28	KC	W	19-7
1973	11/4	SD	W	19-0	1994	10/9	SD	L	6-20	2015	11/22	SD	W	33-3
	12/16	KC	W	33-6		11/13	KC	L	13-14		12/13	KC	W	10-3
1974	10/27	SD	W	24-14	1995	10/9	KC	W	29-23 OT	2016	9/11	KC	W	33-27 OT
	11/10	KC	L	7-14		11/12	SD	W	22-7		1/1	SD	W	37-27
1975	10/19	SD	W	12-10	1996	9/29	SD	L	19-22	2017	9/24	LA	W	24-10
	12/7	KC	L	20-28		11/24	KC	L	14-28		12/16	KC	W	30-13
1976	9/12	KC	L	16-30	1997	10/16	KC	W	31-3	2018	9/9	LA	W	38-28
	11/28	SD	W	23-20		12/14	SD	W	29-7		12/13	KC	L	28-29
1977	9/25	KC	L	7-23	1998	9/20	KC	W	23-7	2019	11/18	MEX	W	24-17
	10/23	SD	W	21-16		11/22	SD	L	37-38		12/29	KC	W	31-21
1978	11/12	SD	L	23-29 OT	1999	10/3	SD	L	14-21	2020	9/20	LA	W	23-20 OT
	11/26	KC	W	23-0		10/31	KC	W	34-0		1/3/21	KC	L	21-38
1979	11/4	KC	L	14-20	2000	9/17	KC	W	42-10	2021	9/26	KC	L	24-30
	11/25	SD	L	7-28		11/26	SD	L	16-17		12/16	LA	W	34-28 OT
1980	9/28	KC	L	7-24	2001	11/4	SD	W	25-20	Total Points: KC 2,743 - LA 2,534				
	11/16	SD	L	7-20		12/23	KC	W	20-17					


a - AFC Wild Card Playoff Game


Longest KC winning streak: 9 (2014-18)
KC Season Sweeps: 19 (Last: 2019)
Cotton Bowl: 2-1-0 (.667)
Municipal Stadium: 6-3-0 (.667)
GEHA Field at Arrowhead Stadium: 28-22-0 (.560)


Longest KC losing streak: 6 (1979-81)
LA/SD Season Sweeps: 16 (Last: 2013)
L.A. Memorial Coliseum: 0-1-0 (.000)
Balboa Stadium: 2-3-1 (.417)
Qualcomm Stadium: 22-28-0 (.440)
StubHub Center: 2-0-0 (1.000)
Estadio Azteca: 1-0-0 (1.000)
SoFi Stadium: 2-0-0 (1.000)


Chargers home sites: Los Angeles Memorial Coliseum 1960; Balboa Stadium - San Diego, CA, 1961-66; Qualcomm Stadium - San Diego, CA 1967-16, known as San Diego Stadium 1967-79, Jack Murphy Stadium 1980-96; Dignity Health Sports Park - Los Angeles, CA 2017-18, known as StubHub Center 2019; SoFi Stadium - Los Angeles, CA 2020-present. Franchise located in San Diego from 1961-2016.





 LOS ANGELES RAMS 7-5-0 (.583)					Regular Season: 7-5-0 Postseason: 0-0					Home: 3-3-0 Away: 4-2-0				
1973	9/16	KC	L	13-23	1997	10/26	STL	W	28-20	2014	10/26	KC	W	34-7
1982	11/28	LA	L	14-20	2000	10/22	KC	W	54-34	2018	11/19	LA	L	51-54
1985	10/20	KC	L	0-16	2002	12/8	KC	W	49-10	Total Points: KC 328 - STL 250				
1991	11/10	LA	W	27-20	2006	11/5	STL	W	31-17					
1994	9/25	KC	L	0-16	2010	12/19	STL	W	27-13					
Longest KC winning streak: 6 (1997-14)					Longest KC losing streak: 3 (1973-85)									
GEHA Field at Arrowhead Stadium: 3-3-0 (.500)					Anaheim Stadium: 1-1-0 (.500)									
					Edward Jones Dome: 3-0-0 (1.000)									
					L.A. Memorial Coliseum 0-1-0 (.000)									
					SoFi Stadium: 0-0-0 (.000)									
Rams home sites: Los Angeles Memorial Coliseum 1970-79, 2016-19; Anaheim Stadium - Anaheim, CA 1980-94; SoFi Stadium 2020-present; Busch Stadium - St. Louis, MO 1995; Edward Jones Dome - St. Louis, MO 1995-2015, known as TransWorld Dome 1995-01. Franchise in St. Louis 1995-2015.														


 MIAMI DOLPHINS 15-16-0 (.484)					Regular Season: 15-13-0 Postseason: 0-3					Home: 7-5-0 Away: 8-11-0				
1966	11/13	KC	W	34-16	1983	9/25	MIA	L	6-14	1997	10/5	MIA	L	14-17
	12/11	MIA	W	19-18	1985	9/22	MIA	L	0-31	2002	9/29	KC	W	48-30
1967	9/24	MIA	W	24-0	1987	10/11	MIA	L	0-42 b	2005	10/21	MIA	W	30-20
	10/8	KC	W	41-0	1989	12/3	KC	W	26-21	2006	11/12	MIA	L	10-13
1968	9/28	MIA	W	48-3		12/24	MIA	W	27-24	2008	12/21	KC	L	31-38
1969	10/19	KC	W	17-10	1990	1/5/91	MIA	L	16-17 c	2011	11/6	KC	L	3-31
1971	12/25	KC	L	24-27 20Ta	1991	10/13	KC	W	42-7	2014	9/21	MIA	W	34-15
1972	9/17	KC	L	10-20	1993	10/31	MIA	L	10-30	2017	12/24	KC	W	29-13
1974	10/20	MIA	L	3-9	1994	12/12	MIA	L	28-45	2020	12/13	MIA	W	33-27
1976	10/17	MIA	W	20-17 OT		12/31	MIA	L	17-27 c	Total Points: KC 657 - MIA 612				
1981	12/13	KC	L	7-17	1995	12/11	MIA	L	6-13					
a - AFC Divisional Playoff Game					b - Replacement Game					c - AFC Wild Card Playoff Game				
Longest KC winning streak: 6 (1966-69)					Longest KC losing streak: 5 (1993-97)									
Municipal Stadium: 3-1-0 (.750)					Orange Bowl: 4-4-0 (.500)									
GEHA Field at Arrowhead Stadium: 4-4-0 (.500)					Hard Rock Stadium: 4-7-0 (.364)									
Dolphins home sites: Orange Bowl 1966-86; Hard Rock Stadium 1987-present, known as Joe Robbie Stadium 1987-96, Pro Player Stadium 1997-04, Dolphins Stadium 2005, Dolphin Stadium 2006-08, Land Shark Stadium 2009 and Sun Life Stadium 2010-15.														


 MINNESOTA VIKINGS 8-5-0 (.615)					Regular Season: 7-5-0 Postseason: 1-0					Home: 5-1-0 Away: 2-4-0					Neutral: 1-0				
1969	1/11/70	NO	W	23-7 a	1993	12/26	MIN	L	10-30	2011	10/2	KC	W	22-17					
1970	9/20	MIN	L	10-27	1996	11/3	MIN	W	21-6	2015	10/18	MIN	L	10-16					
1974	12/14	KC	L	15-35	1999	12/12	KC	W	31-28	2019	11/3	KC	W	26-23					
1981	12/20	MIN	W	10-6	2003	12/20	MIN	L	20-45	Total Points: KC 235 - MIN 271									
1990	9/9	KC	W	24-21	2007	9/23	KC	W	13-10										
a - Super Bowl IV (Tulane Stadium - New Orleans, LA)																			
Longest KC winning streak: 2 (Three times)					Longest KC losing streak: 2 (1970-74)														
GEHA Field at Arrowhead Stadium: 5-1-0 (.833)					Metropolitan Stadium: 1-1-0 (.500)														
					H.H.H. Metrodome: 1-2-0 (.333)														
					TCF Bank Stadium: 0-1-0 (.000)														
					U.S. Bank Stadium: 0-0-0 (.000)														
Vikings home sites: Metropolitan Stadium - Bloomington, MN 1970-81; Mall of America Field at Hubert H. Humphrey Metrodome 1982-2013, known as Hubert H. Humphrey Metrodome 1982-09; TCF Bank Stadium 2014-15; U.S. Bank Stadium 2016-present.																			


 NEW ENGLAND PATRIOTS 20-16-3 (.551)					Regular Season: 20-14-3 Postseason: 0-2					Home: 12-4-1 Away: 8-12-2					
1960	11/18	BOS	L	14-42	1967	11/12	BOS	W	33-10	2004	11/22	KC	L	19-27	
	12/11	DAL	W	34-0	1968	11/17	KC	W	31-17	2005	11/27	KC	W	26-16	
1961	10/29	DAL	L	17-18	1969	9/21	BOS	W	31-0	2008	9/7	NE	L	10-17	
	11/3	BOS	L	21-28	1970	10/11	KC	W	23-10	2011	11/21	NE	L	3-34	
1962	9/8	DAL	W	42-28	1973	9/23	NE	W	10-7	2014	9/29	KC	W	41-14	
	10/12	BOS	W	27-7	1977	9/18	NE	L	17-21		1/16/16	NE	L	20-27 a	
1963	11/17	BOS	T	24-24	1981	10/4	NE	L	17-33	2017	9/7	NE	W	42-27	
	12/14	KC	W	35-3	1990	12/2	NE	W	37-7	2018	10/14	NE	L	27-42	
1964	10/23	BOS	L	7-24	1992	12/13	KC	W	27-20		1/20/19	KC	L	31-37 b	
	12/6	KC	L	24-31	1995	10/15	KC	W	31-26	2019	12/8	NE	W	23-16	
1965	10/3	KC	W	27-17	1998	10/11	NE	L	10-40	2020	10/5	KC	W	26-10	
	11/21	BOS	T	10-10	1999	10/10	KC	W	16-14		Total Points: KC 978 - NE 827				
1966	9/25	BOS	W	43-24	2000	12/4	NE	L	24-30						
	11/20	KC	T	27-27	2002	9/22	NE	L	38-41 OT						
a - AFC Divisional Playoff Game					b - AFC Championship Game										
Longest KC winning streak: 5 (1967-73)					Longest KC losing streak: 3 (2000-04)										
Cotton Bowl: 2-1-0 (.667)					Boston University Field: 1-2-0 (.333)										
Municipal Stadium: 4-1-1 (.750)					Fenway Park: 2-1-2 (.600)										
GEHA Field at Arrowhead Stadium: 6-2-0 (.750)					B.C. Alumni Stadium: 1-0-0 (1.000)										
					Foxboro Stadium: 2-4-0 (.333)										
					Gillette Stadium: 2-4-0 (.333)										
Patriots home sites: Boston University Field 1960-62; Fenway Park 1963-68; Boston College Alumni Stadium 1969; Harvard Stadium 1970; Foxboro Stadium - Foxboro, MA 1971-01, known as Schaefer Stadium 1971-82 and Sullivan Stadium 1983-89; Gillette Stadium 2002-present. Franchise known as the Boston Patriots prior to 1971.															


 NEW ORLEANS SAINTS 7-5-0 (.583)					Regular Season: 7-5-0 Postseason: 0-0					Home: 2-3-0 Away: 5-2-0					
1972	9/25	NO	W	20-17	1994	9/4	NO	W	30-17	2016	10/23	KC	W	27-21	
1976	9/26	KC	L	17-27	1997	12/21	KC	W	25-13	2020	12/20	NO	W	32-29	
1982	11/21	NO	L	17-27	2004	11/14	NO	L	20-27		Total Points: KC 292 - NO 276				
1985	9/8	NO	W	47-27	2008	11/16	KC	L	20-30						
1991	9/8	KC	L	10-17	2012	9/23	NO	W	27-24 OT						
Longest KC winning streak: 3 (2012-present)					Longest KC losing streak: 2 (Twice)										
GEHA Field at Arrowhead Stadium: 2-3-0 (.400)					Tulane Stadium: 1-0-0 (1.000)										
					Louisiana Superdome: 2-2-0 (.500)										
					Mercedes-Benz Superdome: 2-0-0 (1.000)										
Saints home sites: Tulane Stadium 1970-74; Caesars Superdome 1975-present, known as Louisiana Superdome 1975-2011 and Mercedes-Benz Superdome 2012-2020; Tiger Stadium (Baton Rouge, Louisiana) 2005 and Alamodome (San Antonio, Texas) 2005.															

 NEW YORK GIANTS 4-11-0 (.267)					Regular Season: 4-11-0 Postseason: 0-0					Home: 4-4-0 Away: 0-7-0					
1974	11/3	KC	L	27-33	1992	12/19	NYG	L	21-35	2013	9/29	KC	W	31-7	
1978	9/7	NYG	L	10-26	1995	9/10	KC	W	20-17 OT	2017	11/19	NYG	L	9-12	
1979	10/21	KC	L	17-21	1998	12/20	NYG	L	7-28	2021	11/1	KC	W	20-17	
1983	10/16	KC	W	38-17	2001	9/23	KC	L	3-13		Total Points: KC 275 - NYG 336				
1984	11/25	NYG	L	27-28	2005	12/17	NYG	L	17-27						
1988	12/11	NYG	L	12-28	2009	10/4	KC	L	16-27						
Longest KC winning streak: 1 (Four times)					Longest KC losing streak: 4 (1998-09)										
GEHA Field at Arrowhead Stadium: 4-4-0 (.429)					Giants Stadium: 0-6-0 (.000)										
					MetLife Stadium: 0-1-0 (.000)										
Giants home sites: Yankee Stadium 1970-73; Yale Bowl, New Haven, CT 1973-74; Shea Stadium 1975; Giants Stadium - East Rutherford, NJ 1976-2009; MetLife Stadium 2010-present, known as New Meadowlands Stadium 2010.															

 NEW YORK JETS 20-19-1 (.513)					<i>Regular Season: 19-18-1</i> <i>Postseason: 1-1</i>					<i>Home: 12-7-0</i> <i>Away: 8-12-1</i>									
1960	10/2	KC	L	35-37	1968	9/15	KC	L	19-20	2001	11/11	NYJ	L	7-27					
	11/24	NYT	L	35-41	1969	11/16	NYJ	W	34-16	2002	10/6	NYJ	W	29-25					
1961	12/3	NYT	L	7-28		12/20	NYJ	W	13-6 a	2005	9/11	KC	W	27-7					
	12/17	KC	W	35-24	1971	11/7	NYJ	L	10-13	2007	12/30	NYJ	L	10-13 OT					
1962	10/21	KC	W	20-17	1974	9/15	KC	W	24-16	2008	10/26	NYJ	L	24-28					
	11/11	NYT	W	52-31	1975	9/28	KC	L	24-30	2011	12/11	NYJ	L	10-37					
1963	12/1	NYJ	L	0-17	1982	1/2/83	KC	W	37-13	2014	11/2	KC	W	24-10					
	12/22	KC	W	48-0	1984	10/7	KC	L	16-17	2016	9/25	KC	W	24-3					
1964	11/29	NYJ	L	14-27		10/21	NYJ	L	7-28	2017	12/3	NYJ	L	38-31					
	12/20	KC	W	24-7	1986	12/28	NYJ	L	15-35 b	2020	11/1	KC	W	35-9					
1965	9/18	NYJ	W	14-10	1987	11/15	KC	L	9-16	Total Points: KC 920 - NYJ 779									
	11/7	KC	L	10-13	1988	10/2	NYJ	T	17-17 OT										
1966	11/27	NYJ	W	32-24		12/4	KC	W	38-34										
1967	11/5	KC	W	42-18	1992	11/29	NYJ	W	23-7										
	12/10	NYJ	W	21-7	1998	11/1	KC	L	17-20										
a - AFC Divisional Playoff Game					b - AFC Wild Card Playoff Game														
Longest KC winning streak:					3 (Twice, last 1966-67)					Longest KC losing streak:					4 (1984-87)				
Cotton Bowl:					2-1-0 (.667)					Polo Grounds:					1-3-0 (.250)				
Municipal Stadium:					3-2-0 (.600)					Shea Stadium:					5-2-0 (.714)				
GEHA Field at Arrowhead Stadium:					7-4-0 (.636)					Giants Stadium:					2-5-1 (.313)				
										MetLife Stadium:					0-2-0 (.000)				
Jets home sites: Polo Grounds 1960-63; Shea Stadium 1964-83; Giants Stadium - East Rutherford, NJ 1984-2009; MetLife Stadium 2010-Present, known as New Meadowlands Stadium 2010. Franchise known as the New York Titans prior to 1963.																			

 PHILADELPHIA EAGLES 5-4-0 (.556)					<i>Regular Season: 5-4-0</i> <i>Postseason: 0-0</i>					<i>Home: 2-3-0</i> <i>Away: 3-1-0</i>									
1972	10/22	KC	L	20-21	2005	10/2	KC	L	31-37	2021	10/3	PHI	W	42-30					
1992	10/11	KC	W	24-17	2009	9/27	PHI	L	14-34	Total Points: KC 218 - PHI 219									
1998	9/27	PHI	W	24-21	2013	9/19	PHI	W	26-16										
2001	11/29	KC	L	10-23	2017	9/17	KC	W	27-20										
Longest KC winning streak:					3 (2013-present)					Longest KC losing streak:					3 (2001-09)				
GEHA Field at Arrowhead Stadium:					2-3-0 (.400)					Veterans Stadium:					1-0-0 (1.000)				
										Lincoln Financial Field:					2-1-0 (.667)				
Eagles home sites: Franklin Field 1970; Veterans Stadium 1971-02; Lincoln Financial Field 2003-present.																			

 PITTSBURGH STEELERS 14-23-0 (.378)					<i>Regular Season: 12-22-0</i> <i>Postseason: 2-1</i>					<i>Home: 9-12-0</i> <i>Away: 5-11-0</i>									
1970	11/15	PIT	W	31-14	1986	12/21	PIT	W	24-19	2009	11/22	KC	W	27-24 OT					
1971	10/18	KC	W	38-16	1987	11/8	KC	L	16-17	2011	11/27	KC	L	9-13					
1972	11/12	PIT	L	7-16	1988	11/27	PIT	L	10-16	2012	11/12	PIT	L	13-16 OT					
1974	10/13	KC	L	24-34	1989	10/29	PIT	L	17-23	2014	12/21	PIT	L	12-20					
1975	11/16	PIT	L	3-28	1992	10/25	KC	L	3-27	2015	10/25	KC	W	23-13					
1976	11/7	KC	L	0-45	1993	1/8/94	KC	W	27-24 OT a	2016	10/2	PIT	L	14-43					
1978	10/29	PIT	L	24-27	1996	10/7	KC	L	7-17		1/15/17	KC	L	16-18 b					
1979	11/11	KC	L	3-30	1997	11/3	KC	W	13-10	2017	10/15	KC	L	13-19					
1980	12/14	PIT	L	16-21	1998	10/26	KC	L	13-20	2018	9/16	PIT	W	42-37					
1981	9/6	PIT	W	37-33	1999	12/18	KC	W	35-19	2021	12/26	KC	W	36-10					
1982	12/5	PIT	L	14-35	2001	10/14	KC	L	17-20		1/16/22	KC	W	42-21 a					
1984	9/2	PIT	W	37-27	2003	9/14	KC	W	41-20	Total Points: KC 739 - PIT 873									
1985	11/10	KC	L	28-36	2006	10/15	PIT	L	7-45										
a - AFC Wild Card Playoff Game					b - AFC Divisional Playoff Game														
Longest KC winning streak:					3 (2018-present)					Longest KC losing streak:					7 (1972-80)				
Municipal Stadium:					1-0-0 (1.000)					Three Rivers Stadium:					4-7-0 (.364)				
GEHA Field at Arrowhead Stadium:					8-12-0 (.400)					Acrisure Stadium:					1-4-0 (.200)				
Steelers home sites: Three Rivers Stadium 1970-00; Acrisure Stadium 2001-present, known as Heinz Field 2001-21.																			

 SAN FRANCISCO 49ERS 7-7-0 (.500)					Regular Season: 6-7-0 Postseason: 1-0				Home: 5-2-0 Away: 1-5-0		Neutral: 1-0			
1971	12/6	SF	W	26-17	1997	11/30	KC	W	44-9	2018	9/23	KC	W	38-27
1975	10/5	KC	L	3-20	2000	11/12	SF	L	7-21	2019	2/2/20	MIA	W	31-20 a
1982	12/26	KC	L	13-26	2002	11/10	SF	L	13-17	Total Points: KC 305 - SF 265				
1985	11/17	SF	L	3-31	2006	10/1	KC	W	41-0					
1991	12/14	SF	L	14-28	2010	9/26	KC	W	31-10					
1994	9/11	KC	W	24-17	2014	10/5	SF	L	17-22					

a - Super Bowl LIV (Hard Rock Stadium - Miami Gardens, FL)


Longest KC winning streak:	2 (Twice)	Longest KC losing streak:	4 (1975-91)
GEHA Field at Arrowhead Stadium:	4-2-0 (.667)	Candlestick Park:	1-4-0 (.200)
		Levi's Stadium:	0-1-0 (.000)

49ers home sites: Kezar Stadium 1970; Candlestick Park 1971-2013, known as 3Com Park at Candlestick Point 1996-04, Monster Park 2005-07; Levi's Stadium 2014-present.

 SEATTLE SEAHAWKS 33-19-0 (.611)					Regular Season: 33-19-0 Postseason: 0-0				Home: 21-5-0 Away: 12-14-0					
1977	12/11	KC	L	31-34	1988	9/11	SEA	L	10-31	1997	9/28	KC	W	20-17 OT
1978	11/19	KC	L	10-13		11/20	KC	W	27-24		11/23	SEA	W	19-14
	12/17	SEA	L	19-23	1989	10/8	SEA	W	20-16	1998	10/4	KC	W	17-6
1979	9/30	SEA	W	24-6		11/5	KC	W	20-10		11/8	SEA	L	12-24
	12/2	KC	W	37-21	1990	10/21	SEA	L	7-19	1999	11/21	KC	L	19-31
1980	9/14	KC	L	16-17		11/11	KC	L	16-17		12/26	SEA	L	14-23
	11/9	SEA	W	31-30	1991	9/22	KC	W	20-13	2000	10/2	KC	W	24-17
1981	9/27	SEA	W	20-14		12/1	SEA	W	19-6		10/29	SEA	W	24-19
	11/22	KC	W	40-13	1992	9/13	KC	W	26-7	2001	11/25	KC	W	19-7
1983	9/4	KC	W	17-13		11/22	SEA	W	24-14		1/6/02	SEA	L	18-21
	11/27	SEA	L	48-51 OT	1993	12/5	SEA	W	31-16	2002	11/24	SEA	L	32-39
1984	11/4	SEA	L	0-45		1/2/94	KC	W	34-24	2006	10/29	KC	W	35-28
	12/9	KC	W	34-7	1994	10/23	KC	W	38-23	2010	11/28	SEA	W	42-24
1985	9/29	KC	W	28-7		11/27	SEA	L	9-10	2014	11/16	KC	W	24-20
	12/1	SEA	L	6-24	1995	9/3	SEA	W	34-10	2018	12/23	SEA	L	31-38
1986	9/14	SEA	L	17-23		12/24	KC	W	26-3	Total Points: KC 1,240 - SEA 1,015				
	11/9	KC	W	27-7	1996	9/15	SEA	W	35-17					
1987	9/20	SEA	L	14-43		10/17	KC	W	34-16					
	12/27	KC	W	41-20										

Longest KC winning streak:	7 (Twice)	Longest KC losing streak:	3 (Twice)
KC Season Sweeps:	14 (Last: 2000)	SEA Season Sweeps:	11 (Last: 1996)
GEHA Field at Arrowhead Stadium:	21-5-0 (.808)	Kingdome Stadium:	10-11-0 (.476)
		Husky Stadium:	1-1-0 (.500)
		CenturyLink Field:	1-2-0 (.333)

Seahawks home sites: Kingdome 1976-99; Husky Stadium 1994, 2000-01; Lumen Field 2002-present, known as Seahawks Stadium 2002-03, Qwest Field 2004-11, CenturyLink Field 2012-20.

 TAMPA BAY BUCCANEERS 6-8-0 (.429)					Regular Season: 6-7-0 Postseason: 0-1				Home: 3-3-0 Away: 3-4-0		Neutral: 0-1			
1976	10/31	TB	W	28-19	1993	9/5	TB	W	27-3	2020	11/28	TB	W	27-24
1978	10/8	KC	L	13-30	1999	11/14	TB	L	10-17		2/7/21	TB	L	9-31 a
1979	12/16	TB	L	0-3	2004	11/7	TB	L	31-34	Total Points: KC 260 - TB 267				
1981	9/13	KC	W	19-10	2008	11/2	KC	L	27-30 OT					
1984	10/28	KC	W	24-20	2012	10/14	TB	L	10-38					
1986	10/26	KC	W	27-20	2016	11/20	KC	L	17-19					

a - Super Bowl LV (Raymond James Stadium - Tampa, FL)

Longest KC winning streak:	4 (1981-93)	Longest KC losing streak:	5 (1999-16)
GEHA Field at Arrowhead Stadium:	3-3-0 (.500)	Tampa Stadium:	2-1-0 (.667)
		Raymond James Stadium:	1-3-0 (.250)

Buccaneers home sites: Houlihan's Stadium 1976-97, known as Tampa Stadium 1976-95; Raymond James Stadium 1998-present.



TENNESSEE TITANS
30-25-0 (.545)

Regular Season: 27-24-0
Postseason: 3-1

Home: 18-11-0
Away: 12-14-0

1960	10/16	HOU	L	10-20	1970	11/8	KC	W	24-9	1993	9/12	HOU	L	0-30
	12/4	DAL	W	24-0	1971	9/26	HOU	W	20-16		1/16/94	HOU	W	28-20 b
1961	10/1	DAL	W	26-21	1973	11/18	KC	W	38-14	1994	12/18	KC	W	31-9
	10/22	HOU	L	7-38	1974	9/29	HOU	W	17-7	1995	11/19	KC	W	20-13
1962	10/28	HOU	W	31-7	1975	11/2	KC	L	13-17	1996	9/1	HOU	W	20-19
	11/4	DAL	L	6-14	1977	11/27	HOU	L	20-34	2000	9/10	TEN	L	14-17 OT
	12/23	HOU	W	20-17	1978	9/10	KC	L	17-20	2004	12/13	TEN	W	49-38
1963	10/6	KC	W	28-7	1979	9/16	HOU	L	6-20	2007	12/16	KC	L	17-26
	10/27	HOU	L	7-28	1980	10/12	KC	W	21-20	2008	10/19	KC	L	10-34
1964	10/4	KC	W	28-7	1981	11/15	KC	W	23-10	2010	12/26	KC	W	34-14
	11/22	HOU	W	28-19	1983	10/23	HOU	W	13-10 OT	2013	10/6	TEN	W	26-17
1965	10/24	HOU	L	36-38	1984	11/11	KC	L	16-17	2014	9/7	KC	L	10-26
	11/28	KC	W	52-21	1985	11/3	HOU	L	20-23	2016	12/18	KC	L	17-19
1966	10/30	KC	W	48-23	1986	9/21	KC	W	27-13		1/6/18	KC	L	21-22 c
1967	9/9	HOU	W	25-20	1988	10/9	HOU	L	6-7	2019	11/10	TEN	L	32-35
	10/22	KC	L	19-24	1989	11/26	KC	W	34-0		1/19/20	KC	W	35-24 d
1968	9/10	HOU	W	26-21	1990	12/16	KC	L	10-27	2021	10/24	TEN	L	3-27
	11/28	KC	W	24-10	1991	9/16	HOU	L	7-17					
1969	10/12	KC	W	24-0	1992	9/20	HOU	L	20-23 OT					

Total Points: KC 1,188 - TEN 1,029

a - AFL Championship Game (Houston, TX) b - AFC Divisional Playoff Game (Houston, TX) c - AFC Wild Card Playoff Game
d - AFC Championship Game

Longest KC winning streak:	7 (1968-74)	Longest KC losing streak:	4 (Three times)
Cotton Bowl:	2-1-0 (.667)	Jeppesen Stadium:	3-3-0 (.500)
Municipal Stadium:	7-1-0 (.875)	Rice Stadium:	1-1-0 (.500)
GEHA Field at Arrowhead Stadium:	8-9-0 (.471)	Astrodome:	6-7-0 (.462)
		Nissan Stadium:	2-3-0 (.400)

Titans home sites: Jeppesen Stadium 1960-64; Rice Stadium 1965-67; Astrodome 1968-96;
Liberty Bowl - Memphis, TN 1997; Vanderbilt Stadium - Nashville, TN 1998;

Nissan Stadium - Nashville, TN 1999-present, known as Adelphia Coliseum 1999-01, The Coliseum 2002-05, LP Field (2006-15).
Franchise located in Houston prior to 1997 and known as the Oilers prior to 1999.



WASHINGTON COMMANDERS
10-1-0 (.909)

Regular Season: 10-1-0
Postseason: 0-0

Home: 5-0-0
Away: 5-1-0

1971	10/24	KC	W	27-20	2001	9/30	WAS	W	45-13	2021	10/17	WAS	W	31-13
1976	10/10	WAS	W	33-30	2005	10/16	KC	W	28-21					
1983	9/18	WAS	L	12-27	2009	10/18	WAS	W	14-6					
1992	11/15	KC	W	35-16	2013	12/8	WAS	W	45-10					
1995	11/5	KC	W	24-3	2017	10/2	KC	W	29-20					

Total Points: KC 323 - WAS 179

Longest KC winning streak:	8 (1992-present)	Longest KC losing streak:	1 (1983)
Municipal Stadium:	1-0-0 (1.000)	RFK Stadium:	1-1-0 (.500)
GEHA Field at Arrowhead Stadium:	4-0-0 (1.000)	FedEx Field:	4-0-0 (1.000)

Washington home sites: RFK Memorial Stadium 1970-96; FedEx Field - Landover, MD 1997-present,
known as Jack Kent Cooke Stadium 1997-99.



CHIEFS VS. THE NFL IN THE POSTSEASON

Overall Postseason Record:	17-21 (.447)	Road Record:	6-10 (.375)
Home Record:	9-9 (.500)	BUF - War Memorial Stadium:	1-0 (1.000)
Cotton Bowl:	0-0 (.000)	BUF - Ralph Wilson Stadium:	0-2 (.000)
Municipal Stadium:	0-1 (.000)	HOU - NRG Stadium:	1-0 (1.000)
GEHA Field at Arrowhead Stadium:	9-8 (.529)	IND-RCA Dome:	0-1 (.000)
Neutral Site:	2-2 (.500)	IND-Lucas Oil Stadium:	0-1 (.000)
Super Bowl I		MIA - Dolphins Stadium:	0-2 (.000)
(L.A. Memorial Coliseum):	0-1 (.000)	NE - Gillette Stadium:	0-1 (.000)
Super Bowl IV		NYJ - Shea Stadium:	1-0 (.000)
(Tulane Stadium):	1-0 (1.000)	NYJ - Giants Stadium:	0-1 (.000)
Super Bowl LIV		OAK- McAfee Coliseum:	1-1 (.500)
(Hard Rock Stadium):	1-0 (1.000)	SD - Qualcomm Stadium:	0-1 (.000)
Super Bowl LV		TEN - Jeppesen Stadium:	1-0 (1.000)
(Raymond James Stadium):	0-1 (.000)	TEN - Astrodome:	1-0 (1.000)



CHIEFS VS. THE NFL - ALL GAMES

Total: 667-580-15 (.536)
Preseason*: 143-129-3 (.526)
Regular Season: 507-430-12 (.541)
Postseason: 17-21-0 (.447)

	Preseason	Regular Season	Postseason	Total	Overall Win Pct.
Arizona (STL Cardinals)	16-10-1	9-3-1	0-0	25-13-2	.650
Atlanta	5-3-0	7-3-0	0-0	11-6-0	.647
Baltimore (Ravens)	0-1-0	7-4-0	0-1	7-6-0	.538
Buffalo	8-4-0	21-25-1	3-2	32-31-1	.508
Carolina	1-1-0	5-2-0	0-0	6-3-0	.667
Chicago	8-3-0	6-7-0	0-0	14-10-0	.583
Cincinnati	10-0-0	14-16-0	0-1	24-17-0	.585
Cleveland	3-2-0	14-11-2	1-0	18-13-2	.576
Dallas	4-5-0	5-7-0	0-0	9-12-0	.429
Denver	7-1-0	69-54-0	0-1	76-56-0	.576
Detroit	4-6-0	9-5-0	0-0	13-11-0	.542
Green Bay	9-9-1	8-4-1	0-1	17-14-2	.545
Houston (Texans)	1-3-0	6-5-0	2-0	9-8-0	.529
Indianapolis (Baltimore Colts)	1-3-0	9-13-0	1-4	11-20-0	.355
Jacksonville	1-3-0	7-6-0	0-0	8-9-0	.471
Las Vegas	8-1-0	68-53-2	2-1	77-55-2	.595
Los Angeles Chargers	2-5-0	65-57-1	0-1	67-63-1	.515
Los Angeles Rams	9-15-0	7-5-0	0-0	16-20-0	.444
Miami	1-3-1	15-13-0	0-3	16-19-1	.458
Minnesota	8-9-0	7-5-0	1-0	16-14-0	.533
New England	3-3-0	20-14-3	0-2	23-19-3	.544
New Orleans	4-6-0	7-5-0	0-0	11-11-0	.500
N.Y. Giants	1-3-0	4-11-0	0-0	5-14-0	.263
N.Y. Jets	5-2-0	19-18-1	1-1	25-21-1	.543
Philadelphia	1-1-0	5-4-0	0-0	6-5-0	.545
Pittsburgh	2-2-0	12-22-0	2-1	16-25-0	.390
San Francisco	3-8-0	6-7-0	1-0	10-15-0	.400
Seattle	1-7-0	33-19-0	0-0	34-26-0	.567
Tampa Bay	1-5-0	6-7-0	0-1	7-13-0	.350
Tennessee (Houston Oilers)	12-3-0	27-24-0	3-1	42-28-0	.600
Washington	4-2-0	10-1-0	0-0	14-3-0	.824

*Preseason record does not include one preseason game against the College All-Stars in 1970, which the Chiefs won 24-3.



CHIEFS ON MONDAY NIGHT FOOTBALL

RECORD: 29-19 (.604)

The second-ever regular season telecast of ABC's Monday Night Football featured the defending World Champion Kansas City Chiefs at the Baltimore Colts (9/28/70). While Don McCafferty's Colts eventually go on to defeat the Dallas Cowboys in Super Bowl V, the Chiefs would get a convincing 44-24 win in this primetime showdown. Four of QB Len Dawson's pass attempts on the night went for TDs. The Chiefs forced seven Baltimore turnovers, including three interceptions by S Johnny Robinson and two by CB Emmitt Thomas, allowing RB Ed Podolak to grind out the game.



9/28/70 @ Baltimore W 44-24	11/8/93 GREEN BAY W 23-16	9/26/05 @ Denver L 10-30
10/18/71 PITTSBURGH W 38-16	10/17/94 @ Denver W 31-28	9/13/10 SAN DIEGO W 21-14
12/6/71 @ San Francisco W 26-17	12/12/94 @ Miami L 28-45	10/31/11 SAN DIEGO W 23-20 (OT)
9/25/72 @ New Orleans W 20-17	10/9/95 SAN DIEGO W 29-23 (OT)	11/21/11 @ New England L 3-34
10/29/73 @ Buffalo L 14-23	12/11/95 @ Miami L 6-13	11/12/12 @ Pittsburgh L 13-16 (OT)
11/12/73 CHICAGO W 19-7	10/7/96 PITTSBURGH L 7-17	9/29/14 NEW ENGLAND W 41-14
11/18/74 @ Denver W 42-34	12/9/96 @ Oakland L 7-26	9/28/15 @ Green Bay L 28-38
11/10/75 @ Dallas W 34-31	9/8/97 @ Oakland W 28-27	10/2/17 WASHINGTON W 29-20
9/20/76 OAKLAND L 21-24	11/3/97 PITTSBURGH W 13-10	10/30/17 DENVER W 29-19
10/3/77 OAKLAND L 28-37	10/26/98 PITTSBURGH L 13-20	10/1/18 @ Denver W 27-23
9/12/83 SAN DIEGO L 14-17	11/16/98 DENVER L 7-30	11/19/18 @ L.A. Rams L 51-54
9/17/90 @ Denver L 23-24	10/2/00 SEATTLE W 24-17	11/18/19 @ L.A. Chargers W 24-17
9/16/91 @ Houston L 7-17	12/4/00 @ New England L 24-30	9/28/20 @ Baltimore W 34-20
10/7/91 BUFFALO W 33-6	10/20/03 @ Oakland W 17-10	11/1/21 N.Y. GIANTS W 20-17
10/28/91 L.A. RAIDERS W 24-21	10/4/04 @ Baltimore W 27-24	
9/28/92 L.A. RAIDERS W 27-7	11/22/04 NEW ENGLAND L 19-27	
9/20/93 DENVER W 15-7	12/13/04 @ Tennessee W 49-38	

CHIEFS ON SUNDAY NIGHT FOOTBALL

RECORD: 19-14 (.576)

NBC began airing Sunday Night Football in its current format in 2006, while the Sunday Night Football package previously aired across both ESPN (1987-2005) and TNT (1990-97). In the team's history of Sunday Night Football games, the Chiefs played twice on TNT (*), including the club's inaugural Sunday Night Football appearance on Oct. 25, 1992 vs. Pittsburgh, and 11 times on ESPN (*). The club has made 20 appearances on NBC's Sunday Night Football dating back to the 2006 season.



10/25/92 PITTSBURGH L 3-27*	9/18/05 @ Oakland W 23-17^	10/21/18 CINCINNATI W 45-10
11/22/92 @ Seattle W 24-14^	11/20/05 @ Houston W 45-17^	12/23/18 @ Seattle L 38-31
12/26/93 @ Minnesota L 10-30^	12/17/06 @ San Diego L 9-20	10/6/19 INDIANAPOLIS L 13-19
9/18/94 @ Atlanta W 30-10*	11/27/11 PITTSBURGH L 9-13	10/27/19 GREEN BAY L 24-31
11/6/94 L.A. RAIDERS W 13-3^	11/17/13 @ Denver L 17-27	12/22/19 @ Chicago W 26-3
11/19/95 HOUSTON W 20-13^	11/30/14 DENVER L 16-29	11/22/20 @ Las Vegas W 35-31
9/6/98 OAKLAND W 28-8^	10/2/16 @ Pittsburgh L 43-14	12/6/20 DENVER W 22-16
10/4/98 SEATTLE W 17-6^	11/27/16 @ Denver W 30-27	9/19/21 BALTIMORE L 35-36
12/12/99 MINNESOTA W 31-28^	12/25/16 DENVER W 33-10	10/10/21 BUFFALO L 20-38
10/26/03 BUFFALO W 38-5^	10/8/17 @ Houston W 42-34	11/14/21 @ LAS VEGAS W 41-14
9/12/04 @ Denver L 24-34^	10/14/18 @ New England L 40-43	12/5/21 DENVER W 22-9

CHIEFS IN OTHER PRIMETIME CONTESTS

RECORD: 25-12 (.676)

FRIDAY: 3-4 (.429)

9/16/60 @ Oakland W 34-16
11/18/60 @ Boston L 14-42
11/3/61 @ Boston L 21-28
10/12/62 @ Boston W 27-7
11/8/63 OAKLAND L 7-22
10/23/64 @ Boston L 7-24
10/21/05 @ Miami W 30-20

SATURDAY: 10-1 (.909)

9/10/60 @ L.A. Chargers L 20-21
9/8/62 BOSTON W 42-28
9/7/63 @ Denver W 59-7
12/14/63 BOSTON W 35-3
9/18/65 @ N.Y. Jets W 14-10
10/8/66 DENVER W 37-10
9/9/67 @ Houston W 25-20
9/28/68 @ Miami W 48-3
10/5/68 @ Buffalo W 18-7
12/23/06 @ Oakland W 20-9
12/16/17 LOS ANGELES W 30-13

THURSDAY: 12-7 (.632)

9/12/65 L.A. RAIDERS W 36-20
10/17/96 SEATTLE W 34-16
10/16/97 SAN DIEGO W 31-3
10/21/99 @ Baltimore W 35-8
10/25/01 INDIANAPOLIS L 28-35
11/29/01 PHILADELPHIA L 10-23
11/23/06 DENVER W 19-10
11/1/12 @ San Diego L 13-31
9/19/13 @ Philadelphia W 26-16
11/20/14 @ Oakland L 20-24
9/17/15 DENVER L 24-31
12/8/16 OAKLAND W 21-13
9/7/2017 @ New England W 42-27*
10/19/17 @ Oakland L 30-31
12/13/18 LOS ANGELES L 29-28

10/17/19 @ Denver W 30-6
9/10/20 HOUSTON W 34-20*
10/19/20 @ Buffalo W 26-17**
12/16/21 @ L.A. CHARGERS W 34-28

*NFL Kickoff Game on NBC.

**Originally scheduled for Thursday Night Football, moved to Monday night due to COVID protocols.



CHIEFS IN OVERTIME GAMES

Over the past 62 seasons the Chiefs/Texans have played in six playoff overtime games (3-3 record, .500) and 42 regular season overtime affairs (19-21-2 mark, .476). The NFL instituted a 15:00 overtime period for regular season contests in 1974 and a 10:00 overtime period in 2017.

Date	Opponent	Flip Winner	Result	Game-Winning Score	Time Elapsed
12/23/62*	@ Houston	Texans#	W 20-17	Brooker, 25-yard FG	17:54
12/25/71+	MIAMI	Chiefs	L 24-27	Yepremian, 37-yard FG	22:40
11/23/75	DETROIT	Lions	W 24-21	Stenerud, 25-yard FG	6:44
10/17/76	@ Miami	Chiefs	W 20-17	Stenerud, 34-yard FG	14:48
9/24/78	DENVER	Broncos	L 17-23	Preston, 1-yard TD run	13:28
11/12/78	@ San Diego	Chiefs	L 23-29	Jefferson, 14-yard pass from Fouts	15:00
11/8/81	CHICAGO	Bears	L 13-16	Roveto, 22-yard FG	13:07
10/23/83	@ Houston	Chiefs	W 13-10	Lowery, 41-yard FG	7:41
11/27/83	@ Seattle	Seahawks	L 48-51	Johnson, 42-yard FG	1:46
12/6/87	@ Cincinnati	Bengals	L 27-30	Breech, 32-yard FG	9:44
10/2/88	@ N.Y. Jets	Chiefs	T 17-17	--	15:00
11/19/89	@ Cleveland	Browns	T 10-10	--	15:00
12/8/91	SAN DIEGO	Chiefs	W 20-17	Lowery, 18-yard FG	11:26
9/20/92	@ Houston	Chiefs	L 20-23	Del Greco, 39-yard FG	1:55
1/8/94**	PITTSBURGH	Chiefs	W 27-24	Lowery, 32-yard FG	11:03
12/4/94	DENVER	Broncos	L 17-20	Elam, 34-yard FG	12:12
9/10/95	N.Y. GIANTS	Chiefs	W 20-17	Elliott, 23-yard FG	7:49
9/17/95	OAKLAND	Chiefs	W 23-17	Hasty, 64-yard INT return	4:27
10/9/95	SAN DIEGO	Chargers	W 29-23	Vanover, 86-yard punt return	7:27
9/28/97	SEATTLE	Seahawks	W 20-17	Stoyanovich, 41-yard FG	13:04
1/2/00	OAKLAND	Raiders	L 38-41	Nedney, 33-yard FG	3:13
9/10/00	@ Tennessee	Titans	L 14-17	Del Greco, 36-yard FG	3:54
12/16/01	DENVER	Broncos	W 26-23	Peterson, 32-yard FG	9:04
9/22/02	@ New England	Patriots	L 38-41	Vinatieri, 35-yard FG	4:36
10/20/02	DENVER	Broncos	L 34-37	Elam, 25-yard FG	2:57
10/12/03	@ Green Bay	Chiefs	W 40-34	Kennison, 51-yard pass from Green	6:18
9/17/06	@ Denver	Broncos	L 6-9	Elam, 39-yard FG	5:10
12/3/06	@ Cleveland	Chiefs	L 28-31	Dawson, 33-yard FG	5:38
12/30/07	@ N.Y. Jets	Jets	L 10-13	Nugent, 43-yard FG	5:13
11/2/08	TAMPA BAY	Buccaneers	L 27-30	Bryant, 34-yard FG	4:36
10/11/09	DALLAS	Chiefs	L 20-26	Austin, 60-yard pass from Romo	6:38
11/22/09	PITTSBURGH	Steelers	W 27-24	Succop, 22-yard FG	6:32
10/31/10	BUFFALO	Bills	W 13-10	Succop, 35-yard FG	14:55
11/7/10	@ Oakland	Raiders	L 20-23	Janikowski, 33-yard FG	2:53
10/31/11	SAN DIEGO	Chargers	W 23-20	Succop, 30-yard FG	9:44
12/24/11	OAKLAND	Raiders	L 13-16	Janikowski, 36-yard FG	2:13
9/23/12	@ New Orleans	Chiefs	W 27-24	Succop, 31-yard FG	8:33
11/12/12	@ Pittsburgh	Chiefs	L 13-16	Suisham, 23-yard FG	0:55
12/29/13	@ San Diego	Chargers	L 24-27	Novak, 36-yard FG	9:30
9/11/16	SAN DIEGO	Chargers	W 33-27	Smith, 2-yard run	5:07
11/27/16	@ Denver	Broncos	W 30-27	Santos, 34-yard FG	14:58
11/19/17	@ N.Y. Giants	Chiefs	L 9-12	Rosas, 23-yard FG	8:03
12/9/18	BALTIMORE	Chiefs	W 27-24	Butker, 35-yard FG	5:18
1/20/19***	NEW ENGLAND	Patriots	L 31-37	Burkhead, 2-yard run	4:52
9/20/20	@ L.A. Chargers	Chargers	W 23-20	Butker, 58-yard FG	8:05
12/16/21	@ L.A. Chargers	Chiefs	W 34-28	Kelce, 34-yard pass from Mahomes	1:15
1/23/22^	BUFFALO	Chiefs	W 42-36	Kelce, 8-yard pass from Mahomes	4:15
1/30/22^^	CINCINNATI	Chiefs	L 24-27	McPherson, 31-yard FG	5:24

* 1962 AFL Championship Game — # Texans captain Abner Haynes elected to “kick to the clock”

+ 1971 AFC Divisional Playoff Game (longest game in NFL history)

** 1993 AFC Wild Card Playoff Game

*** 2018 AFC Championship Game

^ 2021 AFC Divisional Playoff Game

^^ 2021 AFC Championship Game



THANKSGIVING DAY GAMES



Lamar Hunt's longtime efforts to secure a Thanksgiving Day game at Arrowhead Stadium became a reality when the club defeated Denver 19-10 in Arrowhead's first-ever Thanksgiving contest (11/23/06). The holiday match-up between two longtime AFC West rivals marked the NFL Network's first live regular season game broadcast and drew a paid attendance of 79,484, the fifth-largest crowd in Arrowhead history. Kansas City hosted a trio of Thanksgiving Day games at Municipal Stadium, including a 31-17 victory vs. Denver (11/27/69) that included a 53-yard return of an onside kick for a TD by LB Bobby Bell. On Thanksgiving Day at Detroit (11/28/96), Hall of Fame RB Marcus Allen became the NFL's all-time leader in rushing TDs, registering his 11th ground score on a one-yard run to bypass RB Walter Payton's previous record, a mark that was later bypassed by RB Emmitt Smith.

11/24/60	@ N.Y. Titans	L	35-41	11/26/81	@ Detroit	L	10-27
11/23/67	OAKLAND	L	22-44	11/26/87	@ Detroit	W	27-20
11/28/68	HOUSTON	W	24-10	11/23/95	@ Dallas	L	12-24
11/27/69	DENVER	W	31-17	11/28/96	@ Detroit	W	28-24
11/25/71	@ Detroit	L	21-32	11/23/06	DENVER (N)	W	19-10

GOVERNOR'S CUP SERIES

From the '68 preseason through the 2015 preseason, the Chiefs faced their in-state rivals from St. Louis in 46 "Governor's Cup" contests. From '68-87, Kansas City faced the St. Louis Cardinals every preseason and also met the Cardinals in regular season play four times while that franchise was stationed on Missouri's "Eastern Shore" before it moved to Arizona for the start of the '88 campaign. After the Rams moved to St. Louis in '95, the "Governor's Cup" series was renewed during the '96 preseason. Following the 2015 season, the Rams relocated back to Los Angeles, giving the Chiefs a winning record versus their "Show-Me State" rivals.



St. Louis Cardinals (1968-87) Overall: 16-7-2 Regular Season: 2-1-1 Preseason: 14-6-1

8/17/68	ST. LOUIS	W	13-10
8/28/69	@ St. Louis	W	31-21
9/12/70	ST. LOUIS	L	24-30
11/22/70*	ST. LOUIS	T	6-6
9/4/71	ST. LOUIS	T	17-17
8/12/72	ST. LOUIS	W	24-14
9/7/73	@ St. Louis	W	16-7
9/6/74	ST. LOUIS	W	21-16
12/1/74*	@ St. Louis	W	17-13
8/9/75	ST. LOUIS	L	3-10
9/3/76	@ St. Louis	L	14-31
9/10/77	ST. LOUIS	W	37-20
8/26/78	ST. LOUIS	L	7-12
8/18/79	ST. LOUIS	W	20-3
8/23/80	@ St. Louis	W	20-10
11/23/80*	@ St. Louis	W	21-13
8/22/81	ST. LOUIS	L	3-16
9/4/82	@ St. Louis	W	10-16
8/20/83	ST. LOUIS	W	17-16
10/2/83	ST. LOUIS	W	38-14
8/10/84	@ St. Louis	L	10-14
8/31/85	ST. LOUIS	W	17-13
8/16/86	@ St. Louis	W	27-26
11/23/86*	@ St. Louis	L	14-23
9/6/87**	St. Louis	W	13-10

St. Louis Rams (1996-2015) Overall: 12-9 Regular Season: 6-0 Preseason: 6-9

8/17/96	ST. LOUIS	L	30-34
8/22/97	@ St. Louis	L	13-14
10/26/97*	@ St. Louis	W	28-20
8/28/98	@ St. Louis	L	6-10
10/22/00*	ST. LOUIS	W	54-34
8/31/01	@ St. Louis	L	17-21
8/30/02	ST. LOUIS	W	23-16
12/8/02*	ST. LOUIS	W	49-10
8/28/03	@ St. Louis	W	22-6
8/23/04	ST. LOUIS	W	24-7
9/2/05	@ St. Louis	L	23-27
8/26/06	ST. LOUIS	W	16-12
11/5/06*	@ St. Louis	W	31-17
8/30/07	@ St. Louis	L	3-10
8/28/08	ST. LOUIS	W	21-17
9/3/09	@ St. Louis	L	9-17
12/19/10*	@ St. Louis	W	27-13
8/26/11	ST. LOUIS	L	10-14
8/18/12	@ St. Louis	L	17-31
10/26/14*	ST. LOUIS	W	34-7
9/3/15	@ St. Louis	W	24-17

*Denotes regular season game.

**At Memphis, Tennessee.

CHIEFS IN INTERNATIONAL CONTESTS

NFL INTERNATIONAL GAMES

In 2005, the NFL held its first regular season game outside the United States when the Arizona Cardinals and San Francisco 49ers met at Estadio Azteca in Mexico City. In 2007, the league introduced its International Series with regular season games taking place at Wembley Stadium in London. The London Series expanded to two additional stadiums, Twickenham Stadium - the home of England Rugby, and Tottenham Hotspur Stadium - a joint partnership between the NFL and the Premier League's Tottenham Hotspur. In 2016, the NFL returned to Mexico with the start of the NFL Mexico Series.

The Chiefs have been played in two regular season International Series games, hosting the Detroit Lions in London in 2015 and an away game against the Los Angeles Chargers in Mexico City in 2019. The club was scheduled to play an away game against the Los Angeles Rams in Mexico City during the 2018 season, but the game was moved back to the Los Angeles Memorial Coliseum due to field conditions that did not meet NFL standards at Estadio Azteca. The club holds a 2-0 record in regular season International Series games.



2015 London Game

Chiefs 45, Lions 10

November 1, 2015 • 83,624

Wembley Stadium • London, England



Detroit Lions.....	3	0	0	7	—	10
Kansas City Chiefs.....	7	17	7	14	—	45

Kansas City's first regular season international contest featured an offensive explosion and stifling defense. The Chiefs had four different players score rushing touchdowns and had over 200 total rushing yards as a team, while the defense forced two Matthew Stafford interceptions. Just prior to landing in Kansas City following the game, the Chiefs learned that the Kansas City Royals beat the New York Mets in Game 5 to win the 2015 World Series.



2019 Mexico Game

Chiefs 24, Chargers 17

November 18, 2019 • 83,624

Estadio Azteca • Mexico City, Mexico



Kansas City Chiefs.....	0	10	14	0	—	24
Los Angeles Chargers.....	3	6	8	0	—	17

After missing out on the NFL's Mexico game in 2018 due to poor field conditions, the Chiefs were the visiting team in an AFC West matchup at Estadio Azteca in 2019. The Chiefs defense forced four Philip Rivers interceptions and two sacks, while TE Travis Kelce was the bright spot for the Chiefs offense with seven receptions for 92 yards with a touchdown. RBs Darrel Williams and LeSean McCoy each added a touchdown rush.

CHIEFS IN INTERNATIONAL CONTESTS

THE AMERICAN BOWL

Between 1986 and 2005, the NFL held a series of preseason games at sites outside the United States under the American Bowl banner. Designed to promote American football in other countries, the series eventually featured games in England, Japan, Canada, Germany, Spain, Mexico, Ireland and Australia. The Chiefs appeared in four American Bowl games, the first in 1990, and the last in 1998, playing in Berlin, West Germany; Monterrey, Mexico; and twice in Tokyo, Japan. The Chiefs hold a 1-3 record in American Bowl contests.



1990 American Bowl
Rams 19, Chiefs 3
 August 11, 1990 • 55,429
 Olympic Stadium • Berlin, West Germany




Kansas City Chiefs.....	0	0	3	0	—	3
Los Angeles Rams	7	3	0	9	—	19

Kansas City's initial American Bowl expedition featured heavy doses of culture but little offense as the Rams prevailed by a 19-3 margin. RB Barry Word made his first appearance in a Kansas City uniform, pairing with the league's leading rusher in '89, RB Christian Okoye to form the quintessential "Martyball" backfield. However, the Chiefs only points would come on a 19-yard FG by K Bjorn Nitmo.



RB James Saxon (21) and TE Jonathan Hayes (85) are on hand as the Berlin Wall begins crumbling down in Berlin, West Germany.



The Chiefs players and staff receive an indoctrination in the art of sumo wrestling at practice in Tokyo.



1994 American Bowl
Vikings 17, Chiefs 9
 August 7, 1994 • 49,555
 Tokyo Dome • Tokyo, Japan



Kansas City Chiefs.....	0	9	0	0	—	9
Minnesota Vikings.....	7	17	0	0	—	17

Kansas City's first appearance on Japanese soil was a rematch of Super Bowl IV, but Minnesota prevailed in this contest thanks to a pair of interceptions. Chiefs QB Matt Blundin accounted for the club's only TD when he connected with rookie WR Lake Dawson for a 40-yard score. Kansas City then attempted a two-point conversion for the first time since '69 as the NFL finally implemented the old AFL two-point rule in '94.



1996 American Bowl
Chiefs 32, Cowboys 6
 August 5, 1996 • 45,128
 Estadio Universitario • Monterrey, Mexico



Kansas City Chiefs.....	3	10	6	13	—	32
Dallas Cowboys	3	0	3	0	—	6

The Chiefs defense stifles the defending Super Bowl champions, allowing the Cowboys just five first downs. Kansas City's offense piles up 514 yards of total offense, including 173 rushing yards, while Dallas manages 214 total yards on the day as the Chiefs convert the partisan crowd of Cowboys fans into supporters of the "Jefes de Kansas City" or Kansas City Chiefs.



DE Neil Smith does his best matador impersonation and tries his hand at "bull-fighting" while in Monterrey, Mexico.



WR Masato "The Magner" Itoi (13) and TE Nachi Abe (47) join Chiefs President Carl Peterson in pregame ceremonies at the Tokyo Dome.



1998 American Bowl
Packers 27, Chiefs 24 OT
 August 2, 1998 • 42,018
 Tokyo Dome • Tokyo, Japan



Green Bay Packers.....	0	14	7	3	3	—	27
Kansas City Chiefs.....	14	0	10	0	0	—	24

Green Bay K Ryan Longwell misses a potential game-winning 45-yard FG attempt at the end of regulation, while both Green Bay K Brett Conway and Kansas City K Pete Stoyanovich miss field goals in OT before Longwell makes the 27-yard game winner with 5:03 left in the extra session. Kansas City's roster features Japanese national players TE Nachi Abe and WR Masato "The Magner" Itoi.



CHIEFS INTERNATIONAL HOME MARKETING AREA RIGHTS

EXPANDING THE KINGDOM

In December 2021, the NFL - under the leadership of the International Committee - announced that 18 teams were granted access to 26 International Home Marketing Areas (IHMA) across eight different countries. The ground-breaking, new initiative granted clubs access to international territories for marketing, fan engagement and commercialization as part of an important, long-term, strategic effort to enable clubs to build their global brands while driving NFL fan growth internationally.

As part of the International Home Marketing Area program, club have access to international markets for at least a five-year term, during which a club will have rights to pursue activities in that international market that are consistent with what they can do in their domestic HMA. This includes in-person and digital marketing, corporate sponsorship sales, fan events and activations, youth football activities, merchandise sales and co-marketing relationships with other sports and entertainment properties in the market.

As part of the announcement, it was confirmed that the Chiefs bid on and received IHMA rights for Germany and Mexico as part of the global growth of professional football. Beginning on January 1, 2022, the club could start activating elements of its marketing plans in both countries, including posting on new localized Chiefs social media channels to engage fans, unveil market/language-specific digital properties (Chiefs.com and Chiefs Mobile app), begin paid advertising campaigns, sign local sponsorship deal, extend domestic sponsors internationally and align with local agencies with on-the-ground knowledge and expertise.

"We are thrilled with the league's announcement today that the Chiefs have secured the international marketing rights to both Germany and Mexico," Chiefs Chairman and CEO Clark Hunt said. "My father, Lamar, founded the Chiefs and the American Football League in 1960 to introduce pro football to new fans in new regions of the country. Over the last three decades, the Chiefs have been at the forefront of the NFL's global growth initiatives – building on the legacy of our founder to bring America's game to new fans in new places. We look forward to building relationships with fans in Germany and Mexico and continuing to share the best of Chiefs Kingdom around the world."

Longer-term, the club plans to invest in growing its fanbase in both markets through on-site activations and fan events, support and grow local youth FLAG Football participation, launch local merchandise sales initiatives, establish partnerships with existing fan clubs, create local community and social initiatives, as well as explore opportunities to play regular season games in the markets as part of the NFL's new rotation of International Series games.

"We are currently enjoying the most successful period in franchise history, with some of the top players and coaches on the field as well as the support of a talented and dedicated business operations staff, and we believe we are uniquely positioned to be a leader in the NFL's global growth," Chiefs President Mark Donovan said. "We have an internal committee which has been leading our international efforts for multiple years and today's announcement not only recognizes the hard work that went into this bid process, but it also signals the start of an exciting challenge for our team and opportunity for our fan base in the coming years."

The Chiefs and the Hunt family have been involved in numerous international initiatives over the past three decades, investing in growing the game and its fanbase globally and helping showcase the best of the sport on the international stage. In addition to appearing in two International Series regular season games since 2015, as well as playing in four American Bowl preseason contests, Chiefs Chairman and CEO Clark Hunt currently sits on the NFL's International Committee. From 2011-18, he served as the Chairman, advocating for the expansion of the league's international efforts and NFL's footprint overseas. At the conclusion of the 2022 season all 32 teams will have played in London in a total of 33 regular season games.



Allianz Arena
Munich, Germany



Deutsche Bank Park
Frankfurt, Germany



Estadio Azteca
Mexico City, Mexico



INAUGURAL INTERNATIONAL EXPANSION ADVISORY BOARD

After securing International Home Marketing Area rights for Germany and Mexico in December, the Kansas City Chiefs have announced six members appointed to the club's inaugural International Expansion Advisory Board in Germany. The club plans to develop a complementary advisory board for the Mexico market in the coming months.

The group of professionals come from varied backgrounds across Germany and will provide market-specific subject matter expertise as the club eyes continued growth and expansion of Chiefs Kingdom in the country. The advisory board will evaluate and provide feedback on club marketing, business development and communications plans, as well as help the team forge deeper relationships with key stakeholders among brands, media, sports federations, fan groups and non-profit organizations.

"This is a proud day for the Chiefs franchise and the Hunt family as the club has supported and invested in the global growth of American football and its fanbase for more than 30 years," Chiefs President Mark Donovan said. "Our club's goals for international expansion require a thoughtful, long-term commitment to Germany and its football fans. We are thrilled to introduce this group of dedicated, innovative leaders who will help advise us on our current and future efforts in the market to reach and exceed those goals. We have much to learn and look forward to getting started."

The board members include, in alphabetical order: Jana Bernhard, Chief Executive Officer, S20; Holger Blask, Managing Director, Marketing and Sales, Deutscher Fußball Bund; Andreas Jung, Executive Board Member, FC Bayern Munich; Marco Klewenhagen, Managing Director, SPONSORs; Wolfram Kons, Head of Charity and Vice President, RTL Foundation – We help children; and Karsten Petry, Chief Marketing and Sales Officer, Deutsche Sporthilfe.

"The Kansas City Chiefs have shown great commitment to the growth of American football in Germany. FC Bayern understands the value of having an international presence to learn and advise on how to better connect with local fans, which can be seen with our offices in New York, Shanghai and Bangkok. I look forward to working with the Chiefs Advisory Board, offering strategic guidance and support," Andreas Jung, FC Bayern Munich Executive Board Member, said.

"I am delighted to join the Chiefs Advisory Board in Germany along with some great leaders in sport to support the global growth of American football and the NFL," Jana Bernhard, S20 Chief Executive Officer, said.


The board is scheduled to meet quarterly, with a focus on aligning around key events in both the NFL calendar and in Germany.



Jana Bernhard



Holger Blask



Andreas Jung



Marco Klewenhagen



Wolfram Kons



Karsten Petry

GEHA FIELD AT ARROWHEAD STADIUM

1972 - PRESENT / FULLY RENOVATED IN 2010



LOCATION

One Arrowhead Drive | Kansas City, Missouri 64129

ORIGINAL CONSTRUCTION DATA

Groundbreaking: July 1968 **Completion:** August 1972
Overall Supervision: Jackson County Sports Authority
Architect: Kivett and Myers with Charles Deaton
General Contractor: Sharp, Kidde, Webb
Grass Installation: S.W. Franks (General Contractor) July 1994
Original Costs:

Dual Stadium Complex: \$53,000,000
Additions Paid by Chiefs: \$9,500,000
18,000 chair-back seats
Computerized scoreboard
Concession and team facilities
Business suites and office areas

GEHA FIELD

AT ARROWHEAD

RENOVATION CONSTRUCTION DATA

Groundbreaking: August 2007 **Completion:** September 2010
Overall Supervision: Jackson County Sports Authority
Architect: Populous
General Contractor: Turner Construction Company
Renovation Costs: \$375,000,000

On March 4, 2021, the Kansas City Chiefs and GEHA (Government Employees Health Association, Inc., pronounced G.E.H.A.) jointly announced a historic naming rights agreement that made the nonprofit medical and dental plan provider the first - and exclusive - naming rights partner for Arrowhead Stadium. Beginning with the 2021 season, the home of the Chiefs became GEHA Field at Arrowhead Stadium.

The announcement expanded on the already robust partnership between GEHA and the Chiefs, which had grown significantly since the relationship was first announced in July 2019, when GEHA became the club's Exclusive Health, Dental and Vision Plan Partner. The agreement also highlighted the commitment of both GEHA and the Chiefs to ensuring Arrowhead Stadium remained part of the identity of the stadium.

"We are extremely proud and excited to announce our naming rights agreement with GEHA. When we set out to find a partner for the field at Arrowhead, it was critical to identify a national leader that shares our core values, as well as a deep connection to the local community and respect for Chiefs Kingdom," Chiefs President Mark Donovan said at the time of the announcement. "Our relationship with GEHA over the last few years has only served to reinforce the alignment between our two organizations and proven their strong, long-standing relationship with the local community. This expanded partnership will continue to build lasting health and wellness programs that support the team, GEHA and our community."

GEHA is a national leader in providing medical and dental plans to more than 2 million federal employees, retired military and their families worldwide. Both GEHA and the Chiefs are deeply committed to promoting their missions of driving and supporting health and wellness and this naming rights agreement provides a highly visible platform to support GEHA's efforts to empower its members to be health and well.

"Expanding our commitment to the team and community with naming rights for GEHA Field at Arrowhead Stadium is the natural extension of the partnership we first put in place with the Chiefs in 2019," Shannon Horgan, GEHA's chief growth officer, said at the time of the announcement. "Through our relationship with the Chiefs, we have been able to accelerate awareness of GEHA's mission, the breadth of our provider networks, and the quality of our health plans. The opportunity to grow our brand helps us reinvest in the families and individuals we serve and will be an invaluable benefit to current and future GEHA members. Expanding this partnership will help GEHA do what we do best - serve those who serve us."

Throughout the 2021 offseason, team and stadium staff worked with GEHA and Kansas City-based architecture and design firm Populous on the development of a signage package that was in place for the 2021 season. The most notable sign is likely one that most fans will never see in person - a 147-foot wide sign comprised of 18-foot tall illuminated letters on top of the press box - offering unique aerial visuals for network TV coverage.

CAPACITY

Total: 72,936
Upper Level: 30,845
Lower Level: 31,588
CommunityAmerica Club Level: 7,718
Suites and Boxes: 2,785
Luxury Suites: 123 (includes 11 open-air field boxes)
Seats Between End Zones: 50,000

RECORDS

Preseason: 59-49-1 (.546)
Regular Season: 233-155-1 (.600)
Postseason: 9-8-0 (.529)
All Games: 301-212-2 (.586)



OTHER HOMES OF THE CHIEFS

MUNICIPAL STADIUM 1963-1971



LOCATION

E. 22nd and Brooklyn Ave. | Kansas City, Missouri 64127

CONSTRUCTION DATA

Opened: 1923

Upper Deck Added: 1954-55

CAPACITY

Total: 49,002 (1971 - Final Season)

RECORDS

Preseason: 11-3-1 (.767)

Regular Season: 44-16-3
(.722)

Postseason: 0-1-0 (.000)

Municipal Stadium served as the original home of the Chiefs in Kansas City after previously housing two short-lived NFL franchises, the Kansas City Blues (1924) and the Kansas City Cowboys (1925-26). The Chiefs and the Kansas City Athletics baseball club shared the facility until the A's departed for Oakland following the 1967 season. Kansas City went undefeated (7-0) at home during the 1971 regular season, but the final contest (and only playoff game) in Municipal Stadium's history will live in infamy for Chiefs fans, a devastating double overtime 27-24 playoff loss to the Miami Dolphins on Christmas Day of 1971, a contest which remains the NFL's longest game at 82 minutes, 40 seconds.

Municipal Stadium was demolished in 1976 and was originally replaced by a municipal garden. Today, much of the site has been redeveloped with new single-family homes. Although the stadium is no longer standing, its history and significance to the Kansas City sports scene has been commemorated in Monarch Plaza, which stands at the corner of E. 22nd and Brooklyn Ave. In 2019, as part of the Chiefs celebration of 100 years of the National Football League and 60 seasons in franchise history, the club replaced an aging Municipal Stadium marker at Monarch Plaza with a brand new historical marker highlighting the teams that called the former stadium home.



COTTON BOWL 1960-1962



LOCATION

Texas State Fairgrounds | Dallas, Texas 75210

CONSTRUCTION DATA

Opened: 1932

Upper Deck Added: 1948-49

CAPACITY

Total: 75,504 (1962 - Final Season)

RECORDS


Preseason: 1-0-0 (1.000)

Regular Season: 15-6-0
(.714)

Postseason: 0-0-0 (.000)

The Cotton Bowl served as the home of the American Football League's Dallas Texans from 1960-62 before the franchise moved to Kansas City in 1963 and became known as the Chiefs. The Texans shared the stadium with the NFL's expansion Dallas Cowboys. The facility served until 1999 as a home field for SMU, the alma mater of Chiefs Founder Lamar Hunt. The Texans final contest in the Cotton Bowl was a 26-17 win over the San Diego Chargers on December 16, 1962, before a sparse crowd of 18,384 fans. The Texans would win a 20-17 double-overtime thriller the next week at Houston to capture the first of three AFL titles.

Situation on the site of the State Fair of Texas, the stadium was also the longtime home of the annual college football bowl game known as the Cotton Bowl Classic, and also hosts the Red River Showdown, the annual college football game between the Oklahoma Sooners and the Texas Longhorns. In addition, the venue has been the home stadium for professional soccer's Dallas Tornado (NASL), the Dallas Burn and FC Dallas (MLS), and it was one of nine venues to host the 1994 FIFA World Cup.



ARROWHEAD STADIUM STORY

GEHA Field at Arrowhead Stadium, originally known as Arrowhead Stadium, opened its doors for the first time on Aug. 12, 1972 as the Kansas City Chiefs hosted the St. Louis Cardinals in front of 78,190 fans for a preseason game. Since that initial contest, much has changed at the iconic venue. Several innovative concepts have been discussed over the years, with some concepts put into action during multiple renovations and upgrades to the facility. While many modernizations have taken place, the spirit of the stadium remains the same as it was for that first preseason football game in 1972.

1967: In the late 1960s, after design and seating capacity concerns caused plans for a single, multi-purpose domed stadium to be scrapped, Kansas City opted to construct two separate stadiums, one for football and one for baseball. Voters approved the Sports Complex bond issue in 1967, which included plans for a revolutionary concept – the world’s first rolling stadium roof. Construction cost overruns and project delays caused by a lengthy strike eventually forced the roof concept to be put on hold.

1984: The Jackson County Sports Authority again investigated the feasibility of a dome – this time made of fabric – but that concept too was shelved as being unnecessary and financially impractical.

1994: Under Arrowhead’s continued open-air arrangement, a natural playing surface was installed in the facility for the first time.

1999: The stadium saw its first seat upgrade, replacing all 33,975 seats in the upper level and all 35,277 seats in the lower level.

2000: Prior to the 2000 season, all 10,199 club level seats were replaced.

2006: On April 4, 2006, Jackson County, Mo., taxpayers approved a 3/8 cent sales tax that was expected to raise \$425 million for improvements to the Sports Complex, including \$212.5 million for Arrowhead. The State of Missouri also contributed \$37.5 million. In addition, the Hunt family contributed \$125 million to the project.

2010: Upgrades were officially done prior to the start of the 2010 season and included Founder’s Plaza, the Ford Fan Zone, the Chiefs Sports Lab, the Chiefs Hall of Honor, the Founder’s Club, the CommunityAmerica Club Level and a new team store. Other improvements included an upgraded sound and scoreboard system, a 360-degree video ribbon board and concourses that were doubled in size.

2013: The club introduced a stadium-wide Wi-Fi network at Arrowhead, installing 600 high-density wireless access points as part of a seven-figure investment to create a more fully integrated mobile experience for Chiefs fans. Arrowhead Wi-Fi changed the way fans consume Chiefs content in-stadium, and also changed the way fans interact with the team and each other. The Wi-Fi network received an upgrade over two years in 2017 and 2018.

2019: Prior to the 2019 season, the Chiefs committed more than \$10 million in upgrades to the stadium, including concrete repairs and new waterproofing measures in the stadium’s upper level. In addition, the club replaced most seats in the upper deck with a newer version that includes cupholders, and in some cases, wider seats. The club also upgraded the technology in the west scoreboard to state-of-the-art LED technology that will offer an enhanced screen image for fans in Arrowhead. The team introduced the GEHA Drum Deck, moving the club’s pregame drum tradition from field-level to a more prominent location in the upper deck in the west endzone.

2020: In the week following Kansas City’s AFC Championship victory on Jan. 19, 2020, the club announced multiple offseason projects to get Arrowhead ready for the 2020 season, including new seats in the lower bowl and a few sections in the upper bowl that weren’t replaced in 2019; a technology upgrade to the east end zone scoreboard; enclosing multiple open-air field box suites; and an expanded Team Store. Additional offseason work that was scheduled, including a renovation to the home locker room was put on hold due to the coronavirus pandemic.

2021: The club finished the third phase of the three-year seat replacement project by installing all new seats on the CommunityAmerica Club Level. The team also completed a massive renovation to the home locker room complex inside the stadium, including not only the Chiefs locker room, but the equipment room, athletic training room and the coaches’ locker rooms as well. After a decade as the preeminent space dedicated to Chiefs and AFL history, the Chiefs Hall of Honor on the lower level concourse of the stadium received a substantial upgrade, providing a more upscale, fully enclosed, temperature-controlled museum experience while creating a new special events space.

To this day, GEHA Field at Arrowhead Stadium remains one of the most iconic stadiums in the NFL, and these improvements ensure it is not only one of the nation’s top venues for fans to experience the excitement of the NFL, but is also a year-round entertainment destination serving the entire Midwest region.



Original plans for the Truman Sports Complex called for a rolling roof which could cover Arrowhead or its baseball counterpart, Kauffman Stadium - a revolutionary concept at the time.



CHIEFS TOP HOME CROWDS (Regular Season and Playoffs)

Date	Opponent	ATTEND.
Oct. 2, 2000	Seattle	82,893*
Nov. 5, 1972	Oakland	82,094
Sept. 11, 1994	San Francisco	79,907
Sept. 17, 1972	Miami	79,829
Nov. 23, 2006	Denver	79,484
Sept. 22, 1996	Denver	79,439
Oct. 26, 1998	Pittsburgh	79,431
Oct. 9, 1995	San Diego	79,288
Sept. 8, 1996	Oakland	79,281
Nov. 10, 1996	Green Bay	79,281
Oct. 7, 1996	Pittsburgh	79,189
Jan. 11, 2004	Indianapolis	79,159


All at Arrowhead

*Arrowhead attendance: 78,502;
Kauffman Stadium attendance: 4,391

ARROWHEAD'S FOOTBALL TRADITION

GEHA Field at Arrowhead Stadium has been a destination for football aficionados since it opened in 1972. In addition to serving as the “Home of the Chiefs,” the stadium has hosted or is scheduled to host a number different college football contests. The first college game played at the facility was a SWAC contest on October 14, 1972 in which Grambling defeated Mississippi Valley State in front of a crowd of 9,833. The Dr Pepper Big 12 Championship, an annual Missouri vs. Kansas “Border Showdown” and “The Fall Classic” between Division II powers Northwest Missouri State and Pittsburg State have all been past regular events at GEHA Field at Arrowhead. The facility also served as the site of the 1974 AFC-NFC Pro Bowl.


1974 AFC-NFC PRO BOWL



January 20, 1974 • 66,918



NFC	0	10	0	3	—	13
AFC	3	3	3	6	—	15



In conditions that were described as cold, but humid, coaches Tom Landry of Dallas (NFC) and John Madden of Oakland (AFC) watched their teams combine for 15 fumbles and four interceptions in the 1974 Pro Bowl at Arrowhead Stadium.






K Garo Yepremian of the Dolphins kicked a Pro Bowl-record five field goals, accounting for all 15 of the AFC's points en route to earning MVP honors. Yepremian's fourth field goal gave the AFC a 12-10 fourth-quarter lead, but RB O.J. Simpson's fumble minutes later would set up a 21-yard field goal for a 13-12 NFC lead with less than two minutes to play. Miami QB Bob Griese answered by driving the AFC into position for the winning score. Yepremian would split the uprights with just 0:21 remaining to give the AFC a 15-13 win.

COLLEGE FOOTBALL AT ARROWHEAD



THE DR PEPPER BIG 12 CHAMPIONSHIP

Since 2000, Arrowhead Stadium has played host to the Dr Pepper Big 12 Football Championship Game five times. Oklahoma has claimed four of the five contests played in Kansas City, including a 62-21 win over Missouri in the most recent affair on 12/6/08.

2000		#1 Oklahoma - 27 #8 Kansas State - 24 December 2, 2000 • 76,665	QB Josh Heupel throws for two TDs as Oklahoma advances to win the national championship game.
2003		#15 Kansas State - 35 #1 Oklahoma - 7 December 6, 2003 • 79,491	Olathe, Kansas native RB Darren Sproles racks up 323 yards from scrimmage as Kansas State claims its first Big XII Championship.
2004		#2 Oklahoma - 42 Colorado - 3 December 4, 2004 • 62,130	RB Adrian Peterson scores three rushing TDs as Oklahoma advances to the national championship game vs. USC.
2006		#8 Oklahoma - 21 #19 Nebraska - 7 December 2, 2006 • 80,031	WR Malcolm Kelly (10 catches for 142 yards) catches two TD passes as Sooners advance to the 2007 Fiesta Bowl.
2008		#4 Oklahoma - 62 #19 Missouri - 21 December 6, 2008 • 71,004	Oklahoma becomes the first team to score at least 60 points in five straight games since Tulsa in '19.








THE BORDER SHOWDOWN Missouri vs. Kansas



The Missouri-Kansas football series was at one point, the second-most played rivalry in college football history. This football rivalry originated in Kansas City on October 31, 1891 with a 22-10 Kansas win. Missouri leads the all-time series 57-54-9. A total of 26 contests in this 120-year rivalry have been played in Kansas City, including 19 of the first 20 games. In 2007, the clash once again called Kansas City home as Arrowhead Stadium played host to the storied traditions of MU and KU for a five-year series.



2007		#4 Missouri - 36 #2 Kansas - 28 11/24/07 • 80,537	2008		Kansas - 40 #12 Missouri - 37 11/29/08 • 79,123	2009		Missouri - 41 Kansas - 39 11/28/09 • 70,072
2010		Missouri - 35 Kansas - 7 11/27/10 • 55,788	2011		Missouri - 24 Kansas - 10 11/26/11 • 47,059			

KANSAS STATE VS. IOWA STATE

Kansas State University and Iowa State University reached an agreement to play regular season Big 12 Conference contests between the two schools at Arrowhead Stadium in 2009 and 2010. In the initial game of the series at Arrowhead, Kansas State blocked an Iowa State extra point attempt with 0:32 left on the clock to seal the Wildcats 24-23 victory. The 2010 contest resulted in a seven-point Kansas State victory as RB Daniel Thomas registered 34 carries for 189 yards and two TDs.

2009		Kansas State - 24 Iowa State - 23 10/3/09 • 40,851	2010		Kansas State - 27 Iowa State - 20 9/18/10 • 38,468
------	---	--	------	---	--



COLLEGE FOOTBALL AT ARROWHEAD

MIAA CONFERENCE SHOWDOWNS

First tabbed "The Clash of Champions," the original Fall Classic at Arrowhead Stadium paired perennial NCAA Division II powerhouses Pittsburg State and Northwest Missouri State in a Mid-America Intercollegiate Athletics Association regular season contest from 2002-2013. After 12 consecutive contests against Pittsburg State, Northwest Missouri State faced Central Missouri in two MIAA matchups at Arrowhead in 2016-17. The inaugural contest in 2002 drew 26,695 fans, an unofficial NCAA Division II single-game attendance record. Northwest Missouri and Pittsburg State returned to Arrowhead in 2019 to renew the original "Fall Classic" matchup.



Date	Results	Attendance	Of Note
10/17/02	NWMS 29 - PSU 7	26,695	Game sets unofficial NCAA Div. II attendance record.
11/15/03	NWMS 20 - PSU 19	20,324	NWMS blocks FG with 0:55 left to preserve win.
11/6/04	PSU 21 - NWMS 17	25,300	Teams enter game as the top two in Div. II rankings.
10/29/05	PSU 56 - NWMS 35	21,044	NWMS later plays in Div. II Championship Game.
11/4/06	NWMS 41 - PSU 14	22,561	NWMS advances to 2nd-straight Div. II Champ. Game.
10/6/07	NWMS 37 - PSU 34 OT	19,103	One-yard TD run in OT gives the Bearcats the win.
11/22/08	NWMS 35 - PSU 10	21,316	Schools meet again in NCAA Division II Playoffs.
9/12/09	NWMS 30 - PSU 10	20,813	NWMS goes on to win NCAA Division II Championship.
11/13/10	NWMS 22 - PSU 16	16,504	NWMS advanced to NCAA Division II Semifinals.
10/1/11	PSU 38 - NWMS 35	15,106	PSU goes on to win NCAA Division II Championship.
10/13/12	NWMS 31 - PSU 21	15,349	NWMS advanced to round two of NCAA Division II tournament.
10/19/13	NWMS 24 - PSU 15	17,369	NWMS goes on to win NCAA Division II Championship.
10/1/16	NWMS 42 - UCM 17	15,349	NWMS goes on to win NCAA Division II Championship, sixth title.
9/30/17	NWMS 24 - UCM 20	12,765	NWMS scored go-ahead TD with seven seconds left.
10/12/19	NWMS 38 - PSU 17	14,228	NWMS advanced to quarterfinals of NCAA Division II tournament.

OTHER COLLEGE FOOTBALL GAMES AT ARROWHEAD

Date	Results	Att.	Of Note
10/14/72	Grambling 27 - Miss. Valley St. 21	9,833	First college football game ever held at Arrowhead.
10/3/98	Nebraska 24 - Oklahoma St. 17	79,555	Western Star Classic is first Div. I game at Arrowhead.
8/26/00	Kansas State 27 - Iowa 7	77,148	K-State wins The Eddie Robinson Football Classic.
8/24/02	Florida State 38 - Iowa State 31	55,132	FSU wins The Eddie Robinson Football Classic.
8/23/03	Kansas State 42 - California 28	50,823	K-State victorious in Black Coaches Assoc. Game.
9/3/05	Missouri 44 - Arkansas State 17	32,906	QB Brad Smith gains 412 yards and four TDs.
10/15/05	Oklahoma 19 - Kansas 3	54,109	Oklahoma defense limits Kansas to 97 total yards.
9/14/13	Lincoln University 47 - Grambling 34	20,176	Lincoln puts up 600 yards of total offense in win.
9/6/14	Langston University 49 - Lincoln 48	8,076	Langston overcomes 42-28 halftime deficit.
10/11/14	MNU (Kan.) 20 - Missouri Valley 17	6,070*	Game One of NAIA Gridiron Challenge.
10/11/14	Baker University 27 - Benedictine 21	6,070*	Game Two of NAIA Gridiron Challenge.
11/14/15	Missouri 20 - BYU 16	42,824	First Div. I game at Arrowhead since 2011

MAJOR ARROWHEAD EVENTS

NON-FOOTBALL, NON-WIZARDS (PRE-2007) EVENTS (1972-Present)

Concerts/Music Events

1973
 Elton John
1974
 Black Oak Arkansas
1975
 Deep Purple
 Black Oak Arkansas
 Rolling Stones
 Beach Boys & Ozark
 Mountain Daredevils
1976
 Beach Boys & Doobie
 Brothers
 ZZ Top
 Jethro Tull
 Earth, Wind & Fire
 Johnny Cash
 Music Sound Funk Festival
 Country Festival
1977
 Peter Frampton
1978
 Summer Rock I
 Willie Nelson
 Summer Rock 2
1979
 Ted Nugent
1980
 Super Bowl of Rock & Roll
 Doobie Brothers Concert
1982
 Summer Jam I
 Summer Jam II
1984
 Michael Jackson
1988
 Pink Floyd
 Monsters of Rock
 Drum Corps International
1989
 The Who
 Rolling Stones
 Drum Corps International
1992
 Guns & Roses/Metallica
 U2
1993
 Paul McCartney
1994
 Pink Floyd
1997
 U2
1998
 George Strait
1999
 George Strait
2001
 George Strait
 NSYNC
 KC 150 Celebration
2011
 Kenny Chesney
 Taylor Swift
2012
 Kenny Chesney & Tim
 McGraw
2013
 Kenny Chesney
2015
 Rolling Stones
 One Direction
 Kenny Chesney & Jason
 Aldean

2016
 Kenny Chesney
 Guns & Roses
2017
 U2
2018
 Kenny Chesney
 Taylor Swift
 Ed Sheeran
2021
 Garth Brooks
2022
 Kenny Chesney
 George Strait

Conventions

1996
 Promise Keepers
1997
 Promise Keepers
2004
 Billy Graham Crusade
2015
 American Royal World Series
 of Barbecue
2021
 KCQ
2022
 KCQ
 The Send

Soccer

1973
 High School Soccer All-Star
 Game
1990
 MLS All-Stars vs. US National
 Soccer
 MLS All-Stars vs. US National
 Soccer
1999
 Nike U.S. Women's Cup
2000
 Nike "Road to Glory"
 Women's Soccer Game
2001
 World Cup Qualifying Round
 – U.S.A. vs. Costa Rica
2004
 Lamar Hunt U.S. Open Cup
 Championship Game
 U.S. Women's Olympic
 Soccer Team vs. Mexico
2009
 El Clasico — Club Deportivo
 Guadalajara S.A. de C.V.
 (Chivas) vs. Club America
2010
 Kansas City Wizards vs.
 Manchester United
2015
 International Friendly —
 Mexico vs. Paraguay

High School Sports

1972
 High School Bowl
1973
 Missouri High School Playoffs
1976
 Big Brothers High School
 Game
1977
 Big Brothers High School
 Game
1978
 Big Brothers High School
 Game
1979
 Big Brothers High School
 Game
1980
 Big Brothers High School
 Game
1981
 Big Brothers High School
 Game
1982
 Show-Me Bowl
 Big Brothers High School
 Game
1983
 Big Brothers High School
 Game
1984
 Missouri High School Playoffs
1985
 Big Brothers High School
 Game
1986
 Missouri High School Playoffs
1992
 Metro Dream Classic
1993
 Mo/Kan All-Star Game
2011
 Joplin vs. Ray-Pec H.S.
 Game

Motor Sports

1980
 Tractor Pull
 Motocross
1981
 Motocross
 Super Bowl of Motocross
 Mud-A-Thon
1982
 Mud-A-Thon
 Motocross
1983
 Motor Spectacular
 Miller Supercross Motocross
1985
 Motor Spectacular
1986
 Motor Spectacular
1987
 Motor Spectacular
1988
 Motor Spectacular
1989
 Motor Spectacular
1990
 Motor Spectacular
1991
 Motor Spectacular
1992
 Motor Spectacular
1993
 Motor Spectacular
1999
 Monster Jam
2021
 Monster Jam (two shows)
2022
 Monster Jam



ALL-TIME ROSTER

Player	Pos.	Jersey(s) Worn	College	GP/GS	Year(s) Played	Year(s) Started
A						
Abdullah, Husain	S	39	Washington State	43/22	2013-15	2014
Abell, Bud	LB	52	Missouri	40/0*	1966-68	
Acker, Bill	NT/DE	64, 74	Texas	5/2	1982, 1987	
Acker, Kenneth	CB	27, 25	SMU	25/2	2016-17	
Adamle, Mike	RB	1	Northwestern	22/4	1971-72	
Adams, Tony	QB	11	Utah State	50/7	1975-78	
Adams, Vashone	S	26	Eastern Michigan	0/0	1998	
Adickes, Mark	G	61	Baylor	53/48	1986-89	1986-89
Adkins, Kevin	C	65	Oklahoma	2/0	1987	
Agajanian, Ben	K	3	New Mexico	3/0	1961	
Agee, Tommie	RB	32	Auburn	9/0	1989	
Aguiar, Louie	P	5	Utah State	16/0	1994-98	1994-98**
Albert, Branden	T	76	Virginia	85/83	2008-13	2008-13
Ale, Arnold	LB	56	UCLA	2/0	1994	
Alexander, D.J.	LB	57	Oregon State	32/1	2015-16	
Alexander, Derrick	WR	82	Michigan	60/56	1998-01	1998-01
Alford, Darnell	T	72	Boston College	4/0	2000-02	
Allan, Michael	TE	81	Whitworth (WA)	0/0	2007	
Allegretti, Nick	G	73	Illinois	40/9	2019-21	2020
Alleman, Andy	C/G	62	Akron	9/3	2009	
Allen, Jared	DE	69	Idaho State	61/55	2004-07	2004-07
Allen, Jeff	OL	71, 73, 79	Illinois	58/40	2012-15, 2018-19	2012-15, 2018
Allen, Marcus	RB	32	Southern California	77/53	1993-97	1993-96
Allen, Nate	CB	48	Texas Southern	44/24	1971-74	1973-74
Allen, Taje	CB	26	Texas	22/0	2001-02	
Allotey, Victor	G	69	Indiana	0/0	2001-02	
Alt, John	T	76	Iowa	179/149	1984-96	1987-96
Anders, Kimble	FB	38	Houston	125/94	1991-00	1993-98, 2000
Andersen, Jason	G/C	67	Brigham Young	3/0	2002	
Andersen, Morten	K	8	Michigan State	30/0	2002-03	2002-03**
Anderson, Charlie	LB	52	Mississippi	2/0	2010	
Anderson, Curtis	DE	90	Central State (Ohio)	6/0	1979	
Anderson, Darren	CB	44	Toledo	53/5	1994-97	
Anderson, Erick	LB	50	Michigan	8/1	1992-93	
Anderson, Zayne	DB	39	BYU	4/0	2021	
Andrews, Billy	LB	53	Southwest Louisiana	28/28	1976-77	1976-77
Andrusyshyn, Zenon	P	7	UCLA	16/0	1978	1978**
Ane, Charlie	C	56	Michigan State	90/3	1975-80	
Arbanas, Fred	TE	84	Michigan State	104/34*	1961-70	1962-70
Arenas, Javier	CB	21	Alabama	47/12	2010-12	2012
Arnold, Jim	P	6	Vanderbilt	48/0	1983-85	1983-85**
Arnold, Walt	TE	87	New Mexico	47/39	1984-87	1985-86
Asamoah, Jon	G	73	Illinois	59/41	2010-13	2012-13
Ashley, Walker Lee	LB	54	Penn State	16/15	1989	1989
Atkins, Larry	S/LB	35, 50	UCLA	46/0	1999-02	
Auer, Scott	G/T	68	Michigan State	23/6	1984-85	1985
Austin, Hise	CB	21	Prairie View	12/0	1975	
Avant, Jason	WR	81	Michigan	21/1	2014-15	
Avery, Donnie	WR	17	Houston	22/17	2013-14	2013
Avery, Ken	LB	53	Southern Mississippi	14/5	1975	

B

Baab, Mike	C	60	Texas	3/3	1992	
Baber, Billy	TE	45	Virginia	29/2	2001-03	
Babin, Jason	DE	94	Western Michigan	7/4	2008	
Bailey, Allen	DL	97	Miami	86/48	2011-19	2014-15, 2017-18
Bailey, Mark	RB	39	Cal State - Long Beach	27/9	1977-78	1977-78
Bailey, Victor	WR	85, 88	Missouri	2/0	1995-96	
Bair, Brandon	DL	90	Oregon	0/0	2011	
Baker, DeAndre	CB	30	Georgia	10/2	2020-21	
Baker, Jason	P	9	Iowa	18/0	2003-04	2003**
Baker, Jon	K	12	Arizona State	2/0	1999	
Baldinger, Gary	DE	91	Wake Forest	23/4	1986-88	
Baldinger, Rich	T	77	Wake Forest	133/103	1983-92	1987-88, 1990-92
Baldwin, Johnny	LB	57	Alabama A&M	3/0	2007	
Baldwin, Jonathan	WR	89	Pittsburgh	26/10	2011-12	2012
Barbaro, Gary	S	26	Nicholls State	101/101	1976-82	1976-82
Barber, Shawn	LB	59	Richmond	27/24	2003-05	2003-04
Barker, Bryan	P	4	Santa Clara	60/0	1990-93	1990-93**
Barksdale, Rashad	CB	35	Albany (NY)	6/0	2007	

Player	Pos.	Jersey(s) Worn	College	GP/GS	Year(s) Played	Year(s) Started
Barndt, Tom	DT/G	71	Pittsburgh	61/30	1996-99	1998-99
Barnes, Charley	E	82	Northeast Louisiana	4/--	1961	
Barnes, Lew	WR	80	Oregon	2/0	1989	
Barnes, Pat	QB	17	California	1/0	1997	
Barnes, T.J.	DL	77	Georgia Tech	5/0	2016	
Barnett, Tim	WR	82	Jackson State	44/11	1991-93	1991
Bartee, William	CB	24	Oklahoma	87/31	2000-06	2002, 2004
Barth, Connor	K	5	North Carolina	10/0	2008	2008**
Barton, Jim	C	50	Marshall	14/--	1960	1960
Bartrum, Mike	TE	87	Marshall	3/0	1993	
Bates, Jackie	CB	41	Hampton	2/1	2010	
Battle, Jackie	RB	26	Houston	48/4	2007-11	
Battle, Julian	CB	26	Tennessee	26/1	2003-05	
Baugh, Tom	C	58	Southern Illinois	29/16	1986-88	1987-88
Baxter, Keith	CB	46	Marshall	0/0	2017	
Bayless, Martin	S	21, 30	Bowling Green	59/28	1992-93, 1995-96	1992-93
Beathard, Pete	QB	10	Southern California	51/2	1964-67, 1973	
Becht, Anthony	TE	88	West Virginia	9/5	2011	
Beckman, Ed	TE	85	Florida State	107/12	1977-84	1983
Beisel, Monty	DE/LB	52, 56, 96	Kansas State	58/9	2001-04, 2009	2004
Beisler, Randy	G	64	Indiana	3/2	1975	
Belcher, Jovan	LB	59	Maine	59/44	2009-12	2010-12
Bell, Billy	CB	40	Lamar	8/1	1991	
Bell, Blake	TE	81	Oklahoma	31/12	2019, 2021	
Bell, Bobby	LB	78	Minnesota	168/98*	1963-74	1963-74
Bell, Kendrell	LB	99	Georgia	43/28	2005-07	2005-06
Bell, Le'Veon	RB	26	Michigan State	9/2	2020	
Bell, Mike	DE	99	Colorado State	135/97	1979-85, 1987-91	1981-85, 1987-89
Bellamy, Josh	WR	11	Louisville	3/0	2012	
Belser, Ceasar	DB	24	Arkansas AM&N	56/0	1968-71	
Belser, Jason	S	29	Oklahoma	32/8	2001-02	
Belton, Horace	RB	35	Southeast Louisiana	46/6	1978-81	
Benjamin, Kelvin	WR	81	Florida State	3/0	2018	
Bennett, Donnell	RB	30	Miami (Fla.)	86/15	1994-00	1998
Bennett, Michael	RB	26	Wisconsin	17/0	2006-07	
Bentley, Scott	K	9	Florida State	2/0	1999	
Bergey, Bruce	TE	84	UCLA	7/0	1971	
Bernet, Ed	E	85	SMU	9/--	1960	
Bernhardt, Roger	G	68	Kansas	4/3	1975	
Berry, Eric	S	29	Tennessee	89/87	2010-18	2010, 2012-16, 2017
Best, Keith	LB	55	Kansas State	6/0	1972	
Biodrowski, Dennis	G	61	Memphis State	30/--	1963-67	
Birden, J.J.	WR	88	Oregon	77/42	1990-94	1992-94
Bishop, Sonny	G	66	Fresno State	14/--	1962	
Black, James	DE	67	South Carolina State	1/0	1987	
Black, Jordan	G/T	65	Notre Dame	48/29	2003-06	2006
Blackledge, Todd	QB	14	Penn State	40/24	1983-87	1984-86
Blackshear, Jeff	G	60	NE Louisiana	16/15	2000	2000
Blakely, Robert	WR	83	North Dakota State	2/0	1982	
Blanton, Jerry	LB	57	Kentucky	92/49	1979-85	1981-84
Blaylock, Derrick	RB	23	Stephen F. Austin	40/5	2001-04	
Bledsoe, Curtis	RB	30	San Diego State	16/1	1981-82	
Blundin, Matt	QB	14	Virginia	2/0	1992-95	
Blythe, Austin	OL	66	Iowa	4/0	2021	
Bober, Chris	G/T	67	Nebraska - Omaha	44/6	2004-07	
Boerigter, Marc	WR	85	Hastings	41/2	2002-05	
Boiman, Rocky	LB	50	Notre Dame	11/9	2008	
Bograkos, Steve	S	49	Central Michigan	0/0	1976	
Bolden, Juran	CB	43	Mississippi Delta J.C.	7/0	1999	
Bolton, Nick	LB	54	Missouri	16/12	2021	2021
Bono, Steve	QB	13	UCLA	36/31	1994-96	1995-96
Booker, Vaughn	DE	99	Cincinnati	56/22	1994-97	1995-97
Bookman, John	DB	22	Miami (Fla.)	14/--	1960	
Boone, Alfonso	DT	70	Mt. San Antonio JC	30/19	2007-08	2007
Bootle, Dicaprio	CB	2	Nebraska	3/0	2021	
Boss, Kevin	TE	80	Western Oregon	2/2	2012	2012
Bowe, Dwayne	WR	82	Louisiana State	118/112	2007-14	2007-14
Boydston, Max	E	81	Oklahoma	25/--	1960-61	1960-61
Brackenridge, Tyron	CB	34	Washington State	14/1	2007-08	
Bradley, Mark	WR	83	Oklahoma	23/14	2008-09	2008
Bragg, Michael	CB	38	Texas A&M - Kingsville	4/0	2006	
Branch, Mel	DE	87	Louisiana State	84/--	1960-65	1960-65
Branch, Tyvon	DB	27	Connecticut	16/1	2015	
Brannan, Solomon	DB	38	Morris Brown	0/0	1965-66	
Bray, Tyler	QB	9	Tennessee	1/0	2013-17	
Breaston, Steve	WR	15	Michigan	26/17	2011-12	2011
Breeland, Bashaud	CB	21	Clemson	27/26	2019-20	2019-20

Player	Pos.	Jersey(s) Worn	College	GP/GS	Year(s) Played	Year(s) Started
Briggs, Bob	DE	84	Heidelberg	7/1	1974	
Brock, Kevin	TE	46	Rutgers	4/0	2013	
Brockington, John	RB	43	Ohio State	10/7	1977	1977
Brooker, Tommy	E/K	81	Alabama	55/--	1962-66	1962-66**
Brooks, Bucky	CB	45	North Carolina	9/0	1997-98	
Broughton, Cortez	DT	79	Cincinnati	1/0	2021	
Brown, Aaron	DE	87	Minnesota	78/57*	1966-72	1968-71
Brown, Alex	CB	30	South Carolina State	3/0	2019-20	
Brown, Colin	G	61	Missouri	0/0	2009	
Brown, Dee	RB	22, 38	Syracuse	23/0	2005-06	
Brown, Eric	WR	86	Tulsa	2/1	1987	
Brown, Jalil	DB	30	Colorado	29/2	2011-12	
Brown, Larry	T	79	Miami (Fla.)	5/0	1978-79	
Brown, Mike	S	30	Nebraska	16/16	2009	2009
Brown, Orlando	T	57	Oklahoma	16/16	2021	2021
Brown, Theotis	RB	27	UCLA	26/16	1983-84	1983-84
Browning, John	DE/DT	93	West Virginia	121/96	1996-06	1997-98, 2000-05
Brunson, Larry	WR	83	Colorado	53/43	1974-77	1976-77
Bryant, Bob	E	89	Texas	10/--	1960	1960
Bryant, Trent	CB	45	Arkansas	28/17	1982-83, 1987	
Buchanan, Buck	DT	86	Grambling	182/93*	1963-75	1963-75
Budde, Brad	G	66, 71	Southern California	92/80	1980-86	1981-86
Budde, Ed	G	71	Michigan State	177/96*	1963-76	1964-74
Buechele, Shane	QB	6	SMU	0/0	2021	
Burford, Chris	E	88	Stanford	103/--	1960-67	1960-67
Burgmeier, Ted	S	48	Notre Dame	8/2	1978	
Burks, Ray	LB	59	UCLA	13/0	1977	
Burruss, Lloyd	S	34	Maryland	145/103	1981-91	1981-88
Burton, Antwon	DT	61	Temple	1/0	2008	
Burton, Michael	FB	45	Rutgers	16/0	2021	
Bush, Lew	LB	51, 56	Washington State	37/24	2000-02	2000-01
Butker, Harrison	K	7	Georgia Tech	77/0	2017-21	2017-21**
Butler, Gary	TE	82	Rice	14/3	1973	
Butler, Gerald	WR	86	Nicholls State	0/0	1977	

C

Cadrez, Glenn	LB	51, 59	Houston	28/6	2001-02	
Cadwell, John	G	61	Oregon State	4/--	1961	
Cancik, Phil	LB	56	Northern Arizona	16/1	1981	
Cannon, Billy	TE	80	Louisiana State	6/3	1970	
Cannon, Mark	C	70	Texas - Arlington	11/0	1989	
Carlson, Dean	QB	9	Iowa State	1/0	1972-74	
Carney, John	K	5	Notre Dame	5/0	2007	
Carnahan, Andrew	T	71	Arizona State	0/0	2008	
Carolan, Reg	E	80	Idaho	62/1*	1964-68	
Carr, Brandon	CB	39	Grand Valley State	64/64	2008-11	2008-11
Carruth, Paul Ott	RB	30	Alabama	2/1	1989	
Carson, Carlos	WR	88	Louisiana State	120/91	1980-89	1982-88
Carter, Dale	CB	34	Tennessee	104/88	1992-98	1992-98
Carter, M.L.	CB	42	Cal State - Fullerton	33/9	1979-81	1979
Carter, Perry	CB	22	Southern Mississippi	2/0	1995	
Case, Frank	DE	95	Penn State	7/0	1981	
Cassel, Matt	QB	7	Southern California	48/47	2009-12	2009-12
Castille, Tim	RB	46	Alabama	17/4	2009-10	
Cash, Keith	TE	89	Texas	59/32	1992-96	1992, 1994-95
Catapano, Mike	DE	77	Princeton	15/0	2013-14	
Caveness, Ronnie	LB	50	Arkansas	7/--	1965	
Caver, Quinton	LB	52	Arkansas	29/4	2002-04	
Celestin, Oliver	CB	35	Texas Southern	8/0	2008	
Chambers, Chris	WR	11, 84	Wisconsin	22/16	2009-10	2009-10
Chappell, Devin	S	47	Oregon State	0/0	2017	
Charles, Jamaal	RB	25	Texas	103/69	2008-16	2009, 2012-15
Charles, Orson	TE	82	Georgia	5/0	2017	
Charlton, Taco	DE	94	Humboldt	7/0	2020	
Cheek, Steve	P	5	Humboldt State	12/0	2004	2004**
Cherry, Deron	S	20	Rutgers	148/124	1981-91	1983-91
Chesson, Jehu	WR	80	Michigan	12/1	2017	
Chilton, Gene	G/C	62	Texas	16/0	1989	
Christopher, Herb	S	41	Morris Brown	50/24	1979-82	1979-80
Claiborne, Morris	CB	20	Louisiana State	8/1	2019	
Clark, Bruce	DE	95	Penn State	11/0	1989	
Clark, Frank	DE	55	Michigan	43/40	2019-21	2019-21
Clark, Wayne	QB	13	U.S. International	1/0	1975	
Clavelle, Shannon	DT	91	Colorado	1/0	1997	
Clements, Tom	QB	2	Notre Dame	1/0	1980	
Clemons, Duane	DE	99	California	44/43	2000-02	2000-02

Player	Pos.	Jersey(s) Worn	College	GP/GS	Year(s) Played	Year(s) Started
Clemons, Michael	RB	46	William & Mary	8/0	1987	
Cloud, Michael	RB	34	Boston College	56/6	1999-02	
Coan, Bert	RB	23	Kansas	68/2*	1963-68	
Cobb, Omari	LB	59	Marshall	1/0	2020	
Cocroft, Sherman	S	22	San Jose State	44/1	1985-87	
Coffman, Paul	TE	84	Kansas State	27/24	1986-87	
Cofield, Tim	LB	54	Elizabeth City State	43/34	1986-88	1986-88
Colbert, Darrell	WR	81	Texas Southern	15/0	1987-88	
Colbert, Keary	WR	84	Southern California	7/0	2011	
Colbert, Lewis	P	5	Auburn	18/0	1986-87	1986**
Colclough, Ricardo	CB	23, 30	Tusculum	7/1	2008-09	
Cole, Justin	LB	57	San Jose State	0/0	2010	
Coleman, Kurt	S	27	Ohio State	15/3	2014	
Collier, Tim	CB	37	East Texas State	52/22	1976-79	1977-79
Collins, Mark	CB/S	25	Cal State - Fullerton	46/43	1994-96	1994-96
Collins, Ray	DT	71	Louisiana State	1/--	1960-61	1960-61
Collins, Todd	QB	15	Michigan	13/0	1998-05	
Colquitt, Dustin	P	2	Tennessee	238/0	2005-19	2005-19**
Colter, Jeff	DB	48	Kansas	1/0	1987	
Comings, Sanders	S	26	Georgia	2/0	2013-14	
Condon, Tom	G	65	Boston College	147/119	1974-84	1975-84
Conley, Chris	WR	17	Georgia	53/34	2015-18	2016-18
Connot, Scott	S	41	South Dakota State	2/0	2004	
Cook, Kenny	WR	6	Gardner-Webb	0/0	2016	
Cooper, Louis	LB	55	Western Carolina	79/17	1985-90	1986-87
Cooper, Marcus	CB	31	Rutgers	39/11	2013-15	
Copeland, Danny	S	25	Eastern Kentucky	30/1	1989-90	
Copper, Terrance	WR	10	East Carolina	62/7	2009-12	
Corey, Walt	LB	56	Miami (Fla.)	69/--	1960-66	1960-64
Cornelison, Jerry	T	74	SMU	70/--	1960-65	1960-61
Cottam, Brad	TE	87	Tennessee	24/8	2008-10	
Cox, Mike	FB	42	Georgia Tech	39/17	2008-10	2008-09
Craig, Reggie	WR	80	Arkansas	15/0	1975-76	
Crawford, Keith	S	41	Howard Payne	8/0	1998	
Criswell, Jeff	T	69	Graceland (Iowa)	60/39	1995-98	1995, 1997-98
Crockett, Ray	CB	39	Baylor	29/17	2001-02	2001
Croyle, Brodie	QB	12	Alabama	18/10	2006-10	2007
Cruz, Ronnie	RB	42	Northern State	19/3	2005-06	
Culp, Curley	DT	61	Arizona State	82/69	1968-74	1969-73
Curtis, Kevin	WR	17	Utah State	0/0	2010	

D

Dacus, Weston	LB	57	Arkansas	8/0	2008-09	
Dalton, Lionel	DT	75	Eastern Michigan	34/27	2004-06	2004-05
Daney, George	G	60	Texas - El Paso	97/22	1968-74	1974
Daniel, Chase	QB	10	Missouri	10/2	2013-15	
Daniels, Calvin	LB	50	North Carolina	57/33	1982-85	1983-85
Daniels, Clemon	DB	36	Prairie View	14/--	1960	
Daniels, Travis	CB	34	Louisiana State	56/2	2009-12	
Danna, Mike	DE	51	Michigan	30/7	2020-21	
Darche, Jean-Philippe	LS	51	McGill	23/0	2007-08	
Darling, Devard	WR	81	Washington State	16/9	2008-09	2008
Davidson, Cotton	QB/P	19	Baylor	28/26	1960-61	1960-61
Davis, Anthony	LB	50	Utah	68/49	1994-98	1996-98
Davis, Dick	DE	86	Kansas	12/--	1962	
Davis, Felton	WR	80	Michigan State	0/0	2019	
Davis, Knile	RB	34	Arkansas	57/2	2013-16	
Davis, Ricky	S	40	Alabama	13/5	1977	
Davis, Willie	WR	84	Central Arkansas	63/58	1991-95	1992-95
Dawson, Lake	WR	80	Notre Dame	43/26	1994-97	1995, '97
Dawson, Len	QB	16	Purdue	183/158	1962-75	1962-75
Dawson, Mike	NT	73	Arizona	9/0	1984	
DeBerg, Steve	QB	17	San Jose State	57/52	1988-91	1988-91
DeBernardi, Fred	DE	69	Texas - El Paso	7/0	1974	
deBruijn, Case	P	5	Idaho State	1/0	1982	
De La Puente, Brian	G	60	California	0/0	2008	
Delaney, Joe	RB	37	Northwestern Louisiana	23/17	1981-82	1981-82
Del Rio, Jack	LB	50	Southern California	25/17	1987-88	1987-88
Demps, Quintin	S	35	UTEP	16/6	2013	
Dennis, Pat	CB	41	Louisiana - Monore	16/13	2000-01	2000
Devey, Jordan	G	65	Memphis	18/4	2016-18	2018
DeVito, Mike	DE	70	Maine	28/19	2013-15	2013
Diamond, Bill	G	66	Miami (Fla.)	5/--	1963	
Diamond, Charlie	T	79	Miami (Fla.)	51/--	1960-63	1960-63
Dieter, Gehrige	WR	12	Alabama	10/0	2018-21	
Dickerson, Ron	WR	23	Arkansas	15/0	1993-94	

Player	Pos.	Jersey(s) Worn	College	GP/GS	Year(s) Played	Year(s) Started
Dickinson, Bo	FB	32	Southern Mississippi	28/--	1960-61	
DiGiacomo, Curt	G	65	Arizona	12/0	1988	
DiMarco, Patrick	FB	49	South Carolina	5/4	2012	
DiMidio, Tony	T	72	West Chester	26/--	1966-67	
Dimmick, Tom	C	55	Houston	13/--	1960	
Dirden, Johnny	WR	80	Sam Houston State	4/0	1979	
Dishman, Cris	CB	26	Purdue	16/16	1999	1999
Dixon, Al	TE	84	Iowa State	39/20	1979-82	1981-82
Dixon, Ernest	LB	56	South Carolina	1/0	1998	
Dixon, Ronnie	DT	90	Cincinnati	4/0	1998	
Dohring, Tom	T	71	Michigan	3/1	1992	
Dombroski, Paul	S	46	Linfield	42/13	1980-81	
Donaldson, Jeff	S	42	Colorado	16/9	1990	1990
Donnalley, Rick	C	51	North Carolina	22/22	1986-87	1986-87
Dorsey, Glenn	DE/DT	72	Louisiana State	66/65	2008-12	2008-11
Dorsey, Larry	WR	80	Tennessee State	16/0	1978	
Dotson, Alphonse	DT	79	Grambling	1/--	1965	
Doubiago, Dan	T	66	Utah	3/0	1987	
Douglas, Dameane	WR	11	California	0/0	2003	
Downing, Eric	DT	79, 92	Syracuse	42/13	2001-03	2001
Dozier, Cornelius	S	26	SMU	2/0	1987	
Draughn, Shaun	RB	32	North Carolina	17/0	2011-12	
Drayton, Troy	TE	87	Penn State	16/1	2000	
Dressel, Chris	TE	93	Stanford	7/0	1989	
Dressler, Doug	RB	41	Chico State	8/0	1975	
Drougas, Tom	T	76	Oregon	7/1	1974	
Drummond, Eddie	WR	85	Penn State	12/0	2007	
Dumas, Troy	LB	55	Nebraska	14/0	1995-97	
Duncan, Randy	QB	15	Iowa	14/2	1961	
Dunn, Jason	TE	89	Eastern Kentucky	119/25	2000-07	
Durant, Yasir	OL	79	Missouri	11/1	2020	
Duvernay-Tardif, Laurent	OL	76	McGill	60/57	2014-19, 2021	2015-19
Dyal, Mike	TE	87	Texas A&I	9/0	1992-93	

E

Eachus, Nate	FB	45	Colgate	11/2	2012	
Easy, Omar	FB	43	Penn State	37/0	2002-04	
Eatman, Irv	T	75	UCLA	69/51	1986-90	1986-89
Edwards, Donnie	LB	59	UCLA	117/100	1996-01, 2007-08	1997-01, 2007-08
Edwards, Ron	DT	95	Texas A&M	80/61	2006-10	2006-07, 2009-10
Edwards-Helaire, Clyde	RB	25	LSU	23/23	2020-21	2020-21
Ehinger, Parker	OL	79	Cincinnati	6/5	2016-17	2016
Elam, Abram	S	27	Kent State	12/7	2012	
Eligwe, Ukeme	LB	45	Georgia Southern	14/1	2017	
Ellis, Alex	TE	82	Tennessee	2/0	2018	
Elkins, Mike	QB	10	Wake Forest	1/0	1989-90	
Elliott, Lin	K	2	Texas Tech	32/0	1994-95	1994-95**
Ellison, Atiyyah	DE	99	Missouri	0/0	2010	
Ellison, Willie	RB	24	Texas Southern	15/9	1973-74	1973
Elrod, Jimbo	LB	57	Oklahoma	36/5	1976-78	
Engram, Bobby	WR	84	Penn State	5/0	2009	
Enis, Hunter	QB	14	TCU	14/0	1960	
Epps, Jack	S	25	Kansas State	3/2	1987	
Erving, Cam	OL	75	Florida State	40/25	2017-19	2018-19
Espinoza, Alex	QB	12	Iowa State	1/0	1987	
Estell, Richard	WR	84	Kansas	2/0	1987	
Estes, Lawrence	DE	74	Alcom A&M	18/7	1975-76	
Evans, James	RB	41	Southern (La.)	2/0	1987	
Evans, Mike	DE	94	Michigan	12/1	1992	
Everett, Eric	CB	39	Texas Tech	11/0	1991	

F

Fada, Rob	G	65	Pittsburgh	5/0	1985	
Fanaika, Paul	G	74	Arizona State	0/0	2015	
Farrier, Curt	DT	70	Montana State	27/--	1963-65	
Fasano, Anthony	TE	80	Notre Dame	24/22	2013-14	2013-14
Favors, Greg	LB	54	Mississippi State	16/4	1998	
Feehery, Gerry	C	64	Syracuse	6/6	1988	
Fenton, Rashad	CB	27	South Carolina	42/11	2019-21	
Fields, Jaime	LB	59	Washington	17/2	1993-95	
Fields, Jitter	RB	46	Texas	5/0	1987	
Finley, Clint	S	38	Nebraska	4/0	2002-03	
Fisher, Eric	T	72	Central Michigan	117/113	2013-20	2013-20
Fleming, Jamell	CB	30	Oklahoma	23/4	2014-15	
Flores, Tom	QB	12	Pacific	5/0	1969	

Player	Pos.	Jersey(s) Worn	College	GP/GS	Year(s) Played	Year(s) Started
Flowers, Brandon	CB	24	Virginia Tech	88/87	2008-13	2008-13
Flynn, Don	DB	18	Houston	20/--	1960-61	1960-61
Foles, Nick	QB	4	Arizona	3/1	2016	
Ford, Dee	LB	55	Auburn	67/41	2014-18	2018
Fortson, Jody	TE	88	Valdosta State	6/0	2021	
Foschi, John Paul	TE	84	Georgia Tech	7/0	2008	
Fountain, Daurice	WR	82	Northern Iowa	2/0	2021	
Fournet, Sid	G	62	Louisiana State	28/--	1960-61	1960-61
Fox, Keyaron	LB	97	Georgia Tech	40/4	2004-07	
Franklin, Jerry	LB	59	Arkansas	7/0	2014	
Franklin, Will	WR	85	Missouri	13/1	2008	
Fraser, Jim	LB	51	Wisconsin	14/--	1965	
Frazier, Cliff	DT	61	UCLA	14/12	1977	
Frazier, Randy	LB	95	Morehead State	3/0	1987	
Frazier, Wayne	C	66	Auburn	21/--	1966-67	1966
Frazier, Willie	TE	83	Arkansas AM&N	22/8	1971-72	
Freeman, Eddie	DE	71	Alabama - Birmingham	20/0	2002-03	
Frey, Dick	DE	66	Texas A&M	14/--	1960	
Fujita, Scott	LB	51	California	48/41	2002-04	2002-04
Fuller, Kendall	CB	23	Virginia Tech	26/19	2018-19	2018
Fuller, Steve	QB	4	Clemson	52/28	1979-82	1979-80
Fulton, Zach	OL	73	Tennessee	63/46	2014-17	2014, 2016-17

6

Gafford, Thomas	LS	43, 48	Houston	105/0	2008-14	
Gagliano, Bob	QB	11	Utah State	2/0	1981-83	
Gagner, Larry	G	79	Florida	7/1	1972	
Gaines, Clark	RB	21	Wake Forest	10/0	1981-82	
Gaines, Phillip	CB	23	Rice	41/16	2014-16	
Gaither, Jared	T	71	Maryland	10/0	2011	
Gales, Dion	DE/DT	70	Troy	3/0	2009	
Gamble, Kenny	RB	48	Colgate	19/0	1988-90	
Gammon, Kendall	TE	83	Pittsburg State	106/0	2000-06	
Gannon, Rich	QB	12	Delaware	27/19	1995-98	1998
Gant, Earl	RB	23	Missouri	20/3	1979-80	
Garcia, Bubba	WR	80	Texas - El Paso	6/0	1980	
Gardner, Ellis	T	75	Georgia Tech	8/0	1983	
Gardner, Rod	WR	85	Clemson	14/0	2006	
Garrett, Mike	RB	21	Southern California	58/29*	1966-70	1966-70
Gatewood, Curtis	LB	52	Vanderbilt	6/0	2008	
Gaunt, Steve	WR	83	Northern Colorado	9/0	1979	
Gay, Matt	S	49	Kansas	2/0	1994	
Gay, Willie	LB	50	Mississippi State	28/19	2020-21	2020-21
Gehrke, Jack	WR	17	Utah	2/0	1968	
George, Ron	LB	55	Stanford	48/0	1998-00	
Germaine, Joe	QB	7	Ohio State	0/0	2001	
Getty, Charlie	T	77	Penn State	119/104	1974-82	1974-76, 1978-82
Getz, Lee	G	71	Rutgers	3/0	1987	
Gilberry, Wallace	DE	92	Alabama	53/3	2008-11	
Gilliam, Jon	C	65	East Texas State	76/--	1961-67	1962-67
Glenn, Jacoby	CB	26	UCF	0/0	2017	
Goff, Mike	G	79	Iowa	8/7	2009	
Golub, Chris	S	47	Kansas	1/0	1977	
Gonzalez, Tony	TE	88	California	190/174	1997-08	1998-08
Goodburn, Kelly	P	2	Emporia State	48/0	1987-90	1987-88, 1990**
Gossett, Jeff	P	7	Eastern Illinois	15/0	1981-82	1982**
Gordon, Amon	DL	99	Stanford	16/2	2011	
Gordon, Josh	WR	19	Baylor	12/7	2021	
Gordon, Richard	TE	81	Miami	2/0	2013-14	
Gore, Derrick	RB	40	Louisiana-Monroe	11/0	2021	
Graham, Derrick	T	74	Appalachian State	51/16	1990-94	1994
Graham, Tom	LB	56	Oregon	0/0	1974	
Granderson, Rufus	T	75	Prairie View	6/--	1960	
Gray, Carlton	CB	23	UCLA	20/1	1999-00	
Gray, Cyrus	RB	32	Texas A&M	35/0	2012-14	
Gray, Noah	TE	83	Duke	16/1	2021	
Gray, Quinn	QB	8	Florida A&M	1/0	2008	
Gray, Tim	S	46	Texas A&M	36/34	1976-78	1976-78
Grayson, Dave	DB	45	Oregon	55/--	1961-64	1962-64
Grbac, Elvis	QB	11, 18	Michigan	49/47	1997-00	1997-00
Green, Boyce	RB	40	Carson Newman	16/7	1986	
Green, Gary	CB	24	Baylor	100/99	1977-83	1977-83
Green, Trent	QB	10	Indiana	88/88	2001-06	2001-06
Green, Woody	RB	27	Arizona State	28/24	1974-76	1974-76
Greene, David	QB	8	Georgia	0/0	2007	
Greene, Ted	LB	54	Tampa	32/--	1960-62	

Player	Pos.	Jersey(s) Worn	College	GP/GS	Year(s) Played	Year(s) Started
Greene, Tom	QB	14	Holy Cross	11/0	1961	
Greene, Tracy	TE	87	Grambling	7/2	1994	
Greenwood, Cory	LB	93	Concordia (Canada)	48/0	2010-12	
Gregg, Kelly	DL	77	Oklahoma	16/14	2011	2011
Griffin, Kris	LB	53	Indiana (Pa.)	24/0	2005-06	
Griffin, Leonard	DE	98	Grambling	103/37	1986-93	1988-89, 1992
Griffin, Stephen	RB	39	Tennessee State	1/0	1987	
Grigsby, Boomer	LB/FB	46, 51	Illinois State	44/1	2005-07	
Grow, Monty	S	22	Florida	15/0	1994	
Grubbs, Ben	G	66	Auburn	7/7	2015	2015
Grunhard, Tim	C	61	Notre Dame	169/164	1990-00	1990-00
Grupp, Bob	P	1	Duke	41/0	1979-81	1979-81**
Gunter, Michael	RB	38	Tulsa	6/0	1984	
Gutierrez, Matt	QB	15	Idaho State	1/0	2009	

H

Hackett, Dino	LB	56	Appalachian State	85/81	1986-92	1986-91
Hadley, David	CB	23	Alcorn	28/0	1970-72	
Hadnot, James	RB	48	Texas Tech	43/22	1980-83	1980-81
Hagens, Marques	WR	10	Virginia	2/0	2008	
Hagy, John	S	22	Texas	0/0	1991	
Hakim, Saalim	DB	26	Palomar	2/0	2015	
Hali, Tamba	DE/LB	91	Penn State	177/157	2006-17	2006-15
Hall, Carlos	DE	92	Arkansas	14/2	2005	
Hall, Chad	WR	14	Air Force	9/0	2013	
Hall, Dante	RB/WR	20, 82	Texas A&M	97/10	2000-06	
Hamilton, Andy	WR	80	Louisiana State	15/2	1973-74	
Hamilton, Antonio	CB	20	South Carolina State	16/0	2020	
Hamilton, Justin	DL	74	Louisiana	5/1	2017-18	
Hamilton, Rick	LB	53	Central Florida	2/0	1994-95	
Hamm, Bob	DE	90	Nevada - Reno	14/5	1985	
Hammond Jr., Frankie	WR	85	Florida	25/3	2014-15	
Hamrick, James	K	4	Rice	3/0	1987	
Hancock, Anthony	WR	82	Tennessee	59/9	1982-86	1983
Hannon, Chris	WR	81	Tennessee	0/0	2006	
Hanoian, Greg	FB	43	Syracuse	0/0	2006	
Hardison, Dee	NT	93	North Carolina	7/1	1988	
Hardman, Mecole	WR	17	Georgia	49/21	2019-21	
Hargain, Tony	WR	81	Oregon	12/0	1992	
Harrell, James	LB	57	Florida	11/4	1987	
Harris, Bob	LB	92	Auburn	3/3	1987	
Harris, Corey	CB	40	North Alabama	21/0	2001-03	
Harris, Darius	LB	47	Middle Tennessee State	11/2	2019-21	
Harris, Darryl	G	66	Mississippi	1/0	2009	
Harris, Demetrius	TE	84	UW-Milwaukee	71/36	2014-18	2015-18
Harris, Demone	DE	52	Buffalo	5/0	2019-20	
Harris, Eric	CB	44	Memphis State	39/39	1980-82	1980-82
Harris, Gilbert	RB	30	Arizona	4/0	2007	
Harris, Jimmy	DB	44	Oklahoma	14/--	1960-61	1960-61
Harris, Napoleon	LB	50	Northwestern	16/13	2007-08	2007
Harris, Nate	LB	98	Louisville	15/0	2007	
Harris, Michael	C/G	73	Grambling	3/0	1989	
Harris, Ryan	T	68	Notre Dame	16/15	2014	2014
Harris, Vernon	CB	48	Dartmouth	0/0	2016	
Harrison, Glynn	RB	22	Georgia	8/0	1976	
Harry, Emile	WR	86	Stanford	79/23	1986-92	
Hartman, Tysyn	S	31	Kansas State	11/2	2012	
Harts, Shaunard	S	42	Boise State	51/17	2001-04	2002
Harvey, James	G	64	Jackson State	4/3	1987-88	
Harvey, Marvin	TE	83	Southern Mississippi	7/0	1981	
Harvey, Stacy	LB	59	Arizona State	9/0	1989	
Haslip, Wilbert	RB	34	Hawaii	5/0	1979	
Hasty, James	CB	40	Washington State	95/89	1995-00	1995-00
Hawkins, Andy	LB	59	Texas A&I	7/3	1988	
Hawkins, Donald	OL	77	Texas	0/0	2017	
Hayes, Jonathan	TE	85	Iowa	136/96	1985-93	1987-93
Hayes, Wendell	RB	38	Humboldt State	93/56	1968-74	1970-74
Haynes, Abner	RB	28	North Texas State	84/--	1960-64	1960-63
Haynes, Louis	LB	56	North Texas State	11/0	1982-83	
Headrick, Sherrill	LB	69	TCU	108/--	1960-67	1960-67
Heard, Herman	RB	44	Southern Colorado	87/51	1984-89	1984-87, 1989
Helton, Darius	G	62	North Carolina Central	6/0	1977	
Hemingway, Junior	WR	88	Michigan	31/3	2012-14	
Henne, Chad	QB	4	Michigan	8/1	2018-21	
Henry, Ricky	G	65	Nebraska	0/0	2013	
Herkenhoff, Matt	T	60	Minnesota	125/122	1976-85	1976-78, 1980-85
Herring, Malik	DE	94	Georgia	0/0	2021	

Player	Pos.	Jersey(s) Worn	College	GP/GS	Year(s) Played	Year(s) Started
Herron, David	LB	52	Michigan State	10/0	2009	
Hicks, Eric	DE	98	Maryland	128/104	1998-06	1999-05
Hicks, Kerry	DE/DT	94	Brigham Young	2/0	1996-97	
Hicks, Sylvester	DE	75	Tennessee State	43/37	1978-81	1978-79
Hill, Dave	T	73	Auburn	150/81*	1963-74	1963-73
Hill, Greg	CB	23	Oklahoma State	48/3	1984-88	
Hill, Greg	RB	27, 29	Texas A&M	63/19	1994-97	1997
Hill, Jim	DB	12	Sam Houston	3/--	1966	
Hill, Kenny	S	41	Yale	8/0	1989	
Hill, Mack Lee	RB	36	Southern (La.)	27/--	1964-65	1964-65
Hill, Tyreek	WR	10	West Alabama	91/73	2016-21	2017-21
Hillis, Peyton	RB	40	Arkansas	13/2	2012	
Hines, Jimmy	E	81	Texas Southern	1/0	1970	
Hitchens, Anthony	LB	53	Iowa	59/59	2018-21	2018-21
Hobgood-Chittick, Nate	DT	94	North Carolina	13/1	2001-02	
Hochstein, Russ	OL	66	Nebraska	11/1	2012	
Hodge, Alphonso	CB	47	Miami (Oh.)	0/0	2005-06	
Hodges, Eric	WR	89	Florida	1/0	1987	
Holland, Darius	DT	99	Colorado	6/0	1998	
Holle, Eric	DE	93	Texas	56/7	1984-87	
Holliday, Vonnie	DE	99	North Carolina	25/19	2003-04	2003
Hollis, David	DB	25	UNLV	2/0	1988	
Holloway, Tony	LB	97	Nebraska	1/1	1987	
Holmes, Bruce	LB	57	Minnesota	3/3	1987	
Holmes, Pat	DE	74	Texas Tech	10/1	1973	
Holmes, Priest	RB	31	Texas	65/63	2001-07	2001-05
Holmes, Robert	RB	45	Southern (La.)	48/24	1968-71	1968-69
Holohan, Pete	TE	89	Notre Dame	16/3	1991	
Holston, Mike	WR	84	Morgan State	4/0	1985	
Holub, E.J.	C/LB	55	Texas Tech	127/34*	1961-70	1961-70
Homan, Dennis	WR	21	Alabama	15/5	1971-72	1972
Hoppock, Doug	T	79	Kansas State	3/3	1987	
Horn, Chris	WR	81	Rocky Mountain	28/3	2003-05	
Horn, Joe	WR	84	Itawamba J.C.	49/2	1996-99	
Horne, Jeremy	WR	11	Massachusetts	12/0	2010-11	
Horton, Ethan	RB	32	North Carolina	16/0	1985	
Houston, Bobby	LB	57	North Carolina State	5/0	1997	
Houston, Justin	LB	50	Georgia	102/96	2011-18	2011-18
Howard, Jaye	DL	96	Florida	45/28	2013-16	2014-16
Howard, Thomas	LB	52	Texas Tech	95/82	1977-83	1978-83
Howard, Todd	LB	53	Texas A&M	19/0	1987-88	
Hoyett, Braxton	DT	96	Mississippi State	1/0	2020	
Huard, Damon	QB	11	Washington	26/21	2004-08	2006-07
Huarte, John	QB	7	Notre Dame	2/0	1969-71	
Hudock, Mike	C	54	Miami (Fla.)	4/--	1967	
Hudson, Bob	LB	61	Clemson	5/--	1960	
Hudson, Doug	QB	11	Nicholls State	1/1	1987	
Hudson, Rodney	C/G	61	Florida State	51/35	2011-14	2013-14
Hughes, Danan	WR	83	Iowa	85/3	1993-98	
Hughes, Mike	CB	21	Central Florida	17/5	2021	
Hull, Bill	DE	85	Wake Forest	14/--	1962	
Humphrey, Creed	C	52	Oklahoma	17/17	2021	2021
Humphrey, Tom	C	52	Abilene Christian	5/0	1974	
Hunt, Akeem	RB	31	Purdue	15/0	2017	
Hunt, Bobby	DB	20	Auburn	84/--	1962-67	1962-67
Hunt, Kareem	RB	27	Toledo	27/27	2017-18	2017-18
Hunter, Ryan	G	60	Bowling Green	3/0	2019	
Hurston, Chuck	DE	85	Auburn	84/0*	1965-70	1966-67
Husted, Michael	K	7	Virginia	6/0	2002	
Hyde, Glenn	C	52	Pittsburgh	8/1	1987	

Ingram, Byron	G	60	Eastern Kentucky	13/5	1987-88	
Ingram, Johnathan	C	66	San Diego State	4/0	2004-05	
Ingram, Melvin	DE/LB	24	South Carolina	9/5	2021	
Isidora, Danny	G	65	Miami	1/0	2020	
Ivie, Joey	DT	93	Florida	5/0	2019	

Jackson, Billy	RB	43	Alabama	57/31	1981-84	1982-84
Jackson, Charles	LB	51	Washington	86/34	1978-84	1981-82
Jackson, Charlie	DB	40	SMU	3/--	1960	
Jackson, Curtis	WR	14, 81	Texas	0/0	2002-03	
Jackson, Frank	WR/HB	26	SMU	70/--	1961-65	1962-65
Jackson, Gerald	S	49	Mississippi State	16/3	1979	
Jackson, Josh	CB	20	Iowa	2/0	2021	

Player	Pos.	Jersey(s) Worn	College	GP/GS	Year(s) Played	Year(s) Started
Jackson, T.J.	DT	99	Auburn	4/0	2008	
Jackson, Tyson	DE	94	Louisiana State	74/55	2009-13	2009, 2011-13
Jacoby, Mitch	TE	85	Northern Illinois	5/0	1999	
Jakes, Van	DB	22	Kent State	22/1	1983-84	
James, Robert	LB	59	Arizona State	0/0	2013	
Jamison, George	LB	57	Cincinnati	32/25	1994-96	1994-95
Jankowski, Bruce	WR	41	Ohio State	9/2	1971-72	
Jaworski, Ron	QB	7	Youngstown State	6/3	1989	
Jaynes, Dave	QB	12	Kansas	2/0	1974	
Jenkins, A.J.	WR	15	Illinois	25/3	2013-14	
Jenkins, Jarvis	DL	94	Clemson	30/1	2016-18	
Jenkins, Keyvan	RB	41	UNLV	2/0	1988	
Jenkins, Trezelle	T	74	Michigan	9/1	1995-97	
Jeralds, Luther	DE	89	North Carolina College	9/--	1961	
Johnson, Clyde	CB	23	Kansas State	15/0	1997	
Johnson, Curley	HB	33	Houston	14/--	1960	
Johnson, Darrius	CB	41	Oklahoma	2/0	2003	
Johnson, Derrick	LB	56	Texas	182/169	2005-17	2005-08, 2010-13,15-17
Johnson, Dick	E	85	Minnesota	5/--	1963	
Johnson, Jack	DB	32	Miami (Fla.)	1/--	1961	
Johnson, James-Michael	LB	52	Nevada	32/10	2013-14	2014
Johnson, Jimmie	TE	45	Howard	7/1	1994	
Johnson, Ken	DE	97	Knoxville	2/1	1987	
Johnson, Larry	RB	27, 34	Penn State	75/55	2003-09	2005-08
Johnson, Lonnie	TE	83	Florida State	14/2	1999	
Johnson, Melvin	S	35	Kentucky	7/1	1998	
Johnson, Nico	LB	57	Alabama	7/1	2013	
Johnson, Reggie	TE	85	Florida State	11/3	1996	
Johnson, Rishaw	G	75	California (Pa.)	3/1	2013	
Johnson, Sidney	CB	45	California	13/0	1988	
Johnson, Stan	NT	72	Tennessee State	10/0	1978	
Johnson, Stone	RB	33	Grambling	0/0	1963	
Johnson, Tervaris	RB	38	Miami (Fla.)	0/0	2010	
Johnston, Brian	DE	97	Gardner-Webb	9/0	2008	
Jolly, Ken	LB	52	Mid-America Nazarene	32/12	1984-85	1985
Jones, Adrian	G	73	Kansas	11/10	2007-08	2008
Jones, Bill	RB	43	Southwest Texas State	38/25	1990-92	1990-92
Jones, Chris	DT	95	Mississippi State	90/69	2016-21	2016-21
Jones, Dominique	TE	46	Shepherd	2/0	2013	
Jones, Doug	DB	32	San Fernando Valley	18/0	1973-74	
Jones, Edgar	LB	99	Southeast Missouri	16/0	2012	
Jones, E.J.	RB	48	Kansas	5/0	1985	
Jones, Fred	LB	96	Florida State	27/2	1987	
Jones, Fred	WR	80	Grambling	41/5	1990-93	
Jones, Fred	LB	53	Colorado	2/0	2003-04	
Jones, Hassan	WR	81	Florida State	8/0	1993	
Jones, Reggie	WR	9, 11	Louisiana State	0/0	1997, 2001	
Jones, Rod	TE	81	Washington	5/1	1987-88	
Jones, Thomas	RB	20	Virginia	32/18	2010-11	2010-11
Jones, Victor	RB	46	Louisiana State	1/0	1994	
Jones, Willie	T	73	Grambling	18/0	2000-02	
Jordan, Akeem	LB	55	James Madison	16/10	2013	2013
Jozwiak, Brian	G	73	West Virginia	28/2	1986-88	
Julien, Jarmar	RB	27	San Jose State	2/0	2002	
Junkin, Mike	LB	93	Duke	5/0	1989	

K

Kaindoh, Joshua	DE	59	Florida State	3/0	2021	
Kaiser, Jason	CB	24	Culver-Stockton	1/0	1998	
Kauahi, Kani	C	65	Hawaii	16/0	1992	
Kearney, Jim	DB	46	Prairie View	115/112*	1967-75	1968-75
Kearney, Tim	LB	50	Northern Michigan	14/0	1975	
Keating, Tom	DT	74	Michigan	23/16	1974-75	1974
Keel, Mark	TE	80	Arizona	7/1	1987	
Kehl, Bryan	LB	55	Brigham Young	3/0	2012	
Keizer, Nick	TE	48	Grand Valley State	16/3	2020	
Kelce, Travis	TE	87	Cincinnati	127/120	2013-21	2014-21
Kellar, Bill	WR	82	Stanford	5/0	1978	
Kelley, Ed	DB	44	Texas	14/--	1961	
Kelly, Bobby	T	70	New Mexico State	3/--	1967	
Kelly, Colin	OL	59	Oregon State	0/0	2013	
Kemp, Marcus	WR	19, 85	Hawaii	44/0	2017-21	
Kenney, Bill	QB	9	Northern Colorado	106/77	1979-88	1981-87
Kennison, Eddie	WR	87	Louisiana State	91/85	2001-07	2002-07
Kershaw, William	LB	52	Maryland	2/0	2006-07	
Keyes, BoPete	CB	29	Tulane	8/1	2020	

Player	Pos.	Jersey(s) Worn	College	GP/GS	Year(s) Played	Year(s) Started
Keyes, Leroy	RB	23	Purdue	3/0	1973	
Kilgore, Daniel	C	67	Appalachian State	7/4	2020	
King, Bruce	RB	46	Purdue	20/7	1985-86	1985
King, David	DT	93	Oklahoma	3/0	2015-16	
Kinney, Jeff	RB	31	Nebraska	50/11	1972-76	1975
Kirchbaum, Kelly	LB	62	Kentucky	1/0	1980	
Kirchner, Mark	T/G	64	Baylor	5/1	1983	
Klug, Dave	LB	55	Concordia (Minn.)	26/2	1981-83	
Knapp, Lindsay	G/T	65	Notre Dame	2/0	1993-94	
Knight, Sammy	S	29	Southern California	32/32	2005-06	2005-06
Koch, Pete	DE	74	Maryland	38/0	1985-87	1986-87
Koss, Stein	TE	80	Arizona State	2/2	1987	
Kpassagnon, Tanoh	DE	92	Villanova	61/24	2017-20	2019-20
Kragen, Greg	DT	71	Utah State	16/2	1994	
Kratzer, Dan	WR	27	Missouri Valley College	1/0	1973	
Kremer, Ken	NT	91	Ball State	87/23	1979-84	1981-82
Krieg, Dave	QB	17	Milton	28/21	1992-93	1992
Krisher, Bill	G	64	Oklahoma	27/--	1960-61	1960-61
Kubik, Brad	G	67	S.W. Missouri State	0/0	1998-99	
Kush, Eric	C	64	California (Pa.)	3/1	2013-14	
<hr/>						
LaChapelle, Sean	WR	18	UCLA	12/8	1996	1996
Lacy, Ken	RB	40	Tulsa	20/5	1984-85, 1987	
Ladd, Ernie	DT	99	Grambling	24/2*	1967-68	
LaGrand, Morris	RB	45	Tampa	11/0	1975	
Lammons, Chris	CB	45	South Carolina	14/0	2020-21	
Lampkin, Ashton	CB	6	Oklahoma State	0/0	2017	
Lane, Garcia	CB	48	Ohio State	17/1	1985, 1987	
Lane, MacArthur	RB	42	Utah State	42/27	1975-78	1975-76
Lane, Skip	CB/S	26	Mississippi	1/0	1984	
Langford, Reshard	S	48	Vanderbilt	17/2	2009-11	
Lanier, Willie	LB	63	Morgan State	149/122*	1967-77	1968-77
Larpenster, Carl	G	67	Texas	2/--	1962	
Lathrop, Kit	DE	70	Arizona State	16/0	1986	
Law, Ty	CB	24	Michigan	32/32	2006-07	2006-07
Lawrence, Quinten	WR	14	McNeese State	6/1	2009-10	
Lee, Darron	LB	50	Ohio State	16/2	2019	
Lee, Jacky	QB	15	Cincinnati	14/2	1967-69	
Lee, Willie	DT	78	Bethune-Cookman	28/13	1976-77	1977
Leffew, Travis	T	60	Louisville	0/0	2007	
Leggett, Maurice	CB/S	31	Valdosta State	22/4	2008-10	
Lewis, Albert	CB	29	Grambling	150/128	1983-93	1984-93
Lewis, Garry	CB	21	Alcorn State	1/0	1993	
Lewis, Kendrick	S	23	Mississippi	53/50	2010-13	2010-13
Lewis, Tahaun	CB	21	Nebraska	9/0	1992	
Liggett, Bob	DT	62	Nebraska	7/1	1970	
Lilja, Ryan	G	65	Kansas State	45/45	2010-12	2010-12
Lindstrom, Chris	DE	60	Boston University	3/3	1987	
Lindstrom, Dave	DE	71	Boston University	118/28	1978-85	1980, '82
Linkenbach, Jeff	OL	74	Cincinnati	16/3	2014	
Lingner, Adam	C	51, 62	Illinois	76/1	1983-86, 1988	
Little, Dave	TE	84	Middle Tennessee	10/1	1984	
Livingston, Mike	QB	10	SMU	91/74	1968-79	1969, 1973-78
Lloyd, Jeff	NT	74	West Texas State	16/4	1978	
Logan, Bennie	NT	96	LSU	15/12	2017	2017
Lockett, Kevin	WR	81	Kansas State	54/6	1997-00	
Lohmeyer, John	DE	87	Emporia State	41/15	1973, 1975-77	
Lokey, Derek	DT	69	Texas	3/0	2008-09	
Long, Khari	DE	95	Baylor	1/0	2005	
Long, Kyle	OL	69	Oregon	0/0	2021	
Long, Lance	WR	17	Mississippi State	7/1	2009	
Longmire, Sam	DB	15	Purdue	5/0*	1967-68	
Lothamer, Ed	DT	82	Michigan State	88/12*	1964-69, 1971-72	1965-68
Love, Kyle	DT	99	Mississippi State	1/0	2013	
Loveall, Calvin	CB	38	Idaho	4/0	1988	
Lovett, John	FB	40	Princeton	0/0	2019	
Lowe, Paul	RB	26	Oregon State	8/0	1968-69	
Lowery, Nick	K	8	Dartmouth	212/0	1980-93	1980-93
Lucas, Jordan	S	24	Penn State	30/4	2018-19	
Lutz, David	G/T	72	Georgia Tech	139/123	1983-92	1983-87, 1989-92
Lynch, Jim	LB	51	Notre Dame	151/137*	1967-77	1968-77

Player	Pos.	Jersey(s) Worn	College	GP/GS	Year(s) Played	Year(s) Started
M						
Maas, Bill	NT/DE	63	Pittsburgh	116/111	1984-92	1984-91
Mack, Cedric	CB	40	Baylor	1/0	1992	
Macklin, David	CB	34	Penn State	4/0	2008	
Maclin, Jeremy	WR	19	Missouri	27/27	2015-16	2015-16
Maczuzak, John	DT	72	Pittsburgh	1/--	1964	
Maddox, Bob	DE	75	Frostburg State	14/12	1975-76	
Magee, Alex	DE	71	Purdue	17/1	2009-10	
Mahomes, Patrick	QB	15	Texas Tech	63/63	2017-21	2018-21
Malone, Darrell	CB	42	Jacksonville State (Ala.)	4/0	1992	
Mandley, Pete	WR	89	Northern Arizona	18/14	1989-90	1989
Maneri, Steve	T/TE	67, 87	Temple	19/9	2011-12	2012
Mangiero, Dino	NT	74	Rutgers	47/12	1980-83	1983
Manuel, Sean	TE	95	New Mexico State	0/0	1998	
Manumaleuga, Frank	LB	54	San Jose State	35/29	1979-81	1979-80
Manusky, Greg	LB	51	Colgate	96/6	1994-99	
March-Lillard, Justin	LB	59	Akron	5/5	2015-16	
Marsalis, Jim	CB	40	Tennessee State	78/62	1969-75	1969-72
Marshall, Henry	WR	89	Missouri	165/135	1976-87	1976-86
Marshall, Larry	DB	22	Maryland	23/0	1972-73, 1978	
Martin, Chris	LB	57	Auburn	68/59	1988-92	1989-92
Martin, Dave	LB	58	Notre Dame	2/0	1968	
Martin, Don	CB	47	Yale	14/3	1975	
Martin, Eric	WR	85	Louisiana State	10/1	1994	
Martin, Ingle	QB	15	Furman	0/0	2008	
Martin, Josh	LB/DE	95	Columbia (N.Y.)	19/1	2013-14	
Martin, Steve	DT	90	Missouri	16/0	2000	
Marts, Lonnie	LB	51	Tulane	47/20	1991-93	1993
Maslowski, Mike	LB	57	Wisconsin - La Crosse	65/31	1999-04	2000, 2002-03
Masters, Billy	TE	84	Louisiana State	24/23	1975-76	1975-76
Mathieu, Tyrann	S	32	Louisiana State	47/47	2019-21	2019-21
Matthews, Steve	QB	15	Memphis State	0/0	1994-96	
Mattison, Bryan	C	64	Iowa	4/0	2012	
Matuszak, John	DT	79	Tampa	22/20	1974-75	1975
Mauga, Josh	LB	90	Nevada	30/30	2014-16	2014-15
Maxey, Marcus	CB	45	Miami (Fla.)	1/0	2006	
Mays, Corey	LB	51	Notre Dame	30/13	2009-10	2009
Mays, Jerry	DT/DE	75	SMU	140/42*	1961-70	1962-70
Mays, Joe	LB	53	North Dakota State	8/3	2014	
McAlister, Ken	LB	94	San Francisco	19/11	1984-87	1984
McBride, Turk	DE/LB	90	Tennessee	25/10	2007-09	2008
McCabe, Jerry	LB	92	Holy Cross	3/1	1988	
McCann, Jim	P	5	Arizona State	3/0	1975	
McCarthy, Kyle	DB	41	Notre Dame	0/0	2012	
McCarty, Mickey	TE	81	TCU	3/0	1969	
McClain, Le'Ron	FB	44	Alabama	16/10	2011	2011
McClain, Terrell	DT	69	South Florida	2/0	2019	
McCleary, Norris	DT	71, 75	East Carolina	13/0	2000-01	
McClellion, Central	CB	22	Ohio State	0/0	2002	
McCleon, Dexter	CB	22	Clemson	40/27	2003-05	2003-04
McClinton, Curtis	RB	32	Kansas	107/1*	1962-69	1962-67
McCluster, Dexter	WR	22	Mississippi	48/22	2010-13	
McCoy, LeSean	RB	25	Pittsburgh	13/9	2019	2019
McCray, Kelcie	S	24	Arkansas State	16/0	2014	
McDaniels, Pellom	DE	77	Oregon State	74/14	1993-98	
McDougald, Bradley	S	48	Kansas	1/0	2013	
McElroy, Reggie	T	70	West Texas State	8/1	1993	
McGlynn, Mike	G	75	Pittsburgh	14/13	2014	2014
McGlockton, Chester	DT	75	Clemson	41/40	1998-00	1998-00
McGovern, Rob	LB	50	Holy Cross	27/0	1989-90	
McGrath, Sean	TE	84	Henderson State	16/11	2013	2013
McGraw, Jon	S	47	Kansas State	65/23	2007-11	2009, 2011
McIntosh, Damion	T	77	Kansas State	31/31	2007-08	2007-08
McKenzie, Kahlil	G	66	Tennessee	0/0	2018	
McKinney, Odis	S	21	Colorado	5/1	1985	
McKinnon, Jerick	RB	1	Georgia Southern	13/0	2021	
McKnight, Joe	RB	22	Southern California	2/0	2014	
McKnight, Ted	RB	22	Minnesota - Duluth	65/49	1977-81	1978-80
McLean, Ron	NT	62	Cal State - Fullerton	6/0	1988	
McManus, Danny	QB	14	Florida State	1/0	1988	
McMillan, Erik	S	24	Missouri	1/0	1993	
McMillian, Mark	CB	29	Alabama	32/12	1997-98	1998
McNair, Todd	RB	48	Temple	90/8	1989-93, 1996	
McNeil, Pat	RB	45	Baylor	13/0	1976-77	
McQuay, Leon	S	34	USC	1/1	2017	
McRae, Jerrold	WR	83	Tennessee State	4/0	1978	

Player	Pos.	Jersey(s) Worn	College	GP/GS	Year(s) Played	Year(s) Started
McVea, Warren	RB	6	Houston	44/5	1969-73	
Medlock, Justin	K	7	UCLA	1/0	2007	
Meisner, Greg	DE	69	Pittsburgh	28/0	1989-90	
Menzie, De'Quan	DB	49	Alabama	0/0	2012	
Mercer, Mike	K	15	Northern Arizona	10/0	1966	1966**
Merritt, Michael	TE	45	Central Florida	0/0	2008	
Merz, Curt	G/DE	64	Iowa	92/1*	1962-68	1962-67
Meyers, Jerry	DE	79	Northern Illinois	2/0	1980	
Mickell, Darren	DE	92	Florida	45/19	1992-95	1994-95
Millard, Trey	FB	40	Oklahoma	0/0	2016	
Miller, Bill	E	82	Miami (Fla.)	14/--	1962	
Miller, Cleophus	RB	30	Arkansas AM&N	20/13	1974-75	
Miller, Gabe	LB	51	Oregon State	0/0	2011	
Miller, Paul	DE	86	Louisiana State	28/--	1960-61	1960-61
Miller, Roy	NT	98	Texas	7/0	2017	
Milo, Ray	S	27	New Mexico State	1/0	1978	
Mims, David	OL	70	Virginia Union	0/0	2011	
Mincy, Charles	S	42	Washington	48/27	1991-94	1992
Minnis, Marvin	WR	81	Florida State	15/11	2001-02	2001
Mitchell, Kawika	LB	50	South Florida	59/50	2003-06	2003-06
Mitchell, Terrance	CB	39	Oregon	22/11	2016-17	2017
Mitchell, Willie	DB	22	Tennessee State	87/9*	1964-71	1965-68
Moeaki, Tony	TE	81	Iowa	30/29	2010-13	2010, 2012
Montagne, Dave	WR	87	Oregon State	3/2	1987	
Montana, Joe	QB	19	Notre Dame	25/25	1993-94	1993-94
Moon, Warren	QB	1	Washington	3/1	1999-00	
Moore, Matt	QB	8	Oregon State	6/2	2019-20	
Moore, Sio	LB	54	Connecticut	1/0	2016	
Moorman, Mo	G	76	Texas A&M	72/69	1968-73	1968-72
Moreau, Frank	RB	46	Louisville	11/0	2000	2000
Morgado, Arnold	RB	21	Hawaii	52/14	1977-80	1978
Morgan, DaJuan	S	38	North Carolina State	28/2	2008-09	
Moriarty, Larry	RB	32	Notre Dame	31/8	1986-88	
Morris, Bam	RB	39	Texas Tech	22/14	1998-99	1999
Morris, Donnie Joe	RB	22	North Texas State	3/0	1974	
Morris, Michael	C	68	N.E. Missouri State	5/0	1989	
Morris, Sylvester	WR	84	Jackson State	15/14	2000-03	2000
Morse, Mitch	C	61	Missouri	49/49	2015-18	2015-18
Morton, Johnnie	WR	80	Southern California	43/42	2002-04	2002-04
Moser, Rick	RB	39	Rhode Island	1/0	1981	
Moses, Dezman	LB	54	Tulane	29/0	2013-16	
Moten, Gary	LB	53	SMU	1/0	1987	
Mumphrey, Lloyd	DE	91	Mississippi Valley State	3/2	1987	
Munyer, Daniel	OL	64	Colorado	1/0	2015	
Murphy, James	WR	80	Utah State	10/0	1981	
Murphy, Montez	DE	72	Baylor	1/0	2006	
Murphy, Nick	P	4	Arizona State	2/0	2004	
Murphy, Yo	WR	17	Idaho	0/0	2002	
Murray, Aaron	QB	7	Georgia	0/0	2014-15	
Murray, Eddie	K	2	Tulane	1/0	1992	
Murray, Eric	DB	21	Minnesota	45/11	2016-18	2017-18
Murray, Jimmy	C	67	Holy Cross	2/0	2018	

N

Napier, Walter (Buffalo)	DT	76	Paul Quinn	20/--	1960-61	1960
Nash, Kenny	WR	85	San Jose State	1/0	1987	
Ndukwe, Ikechuku	G/T	60	Northwestern	12/3	2009	
Nelson, Mark	T	70	Bowling Green	1/0	1987	
Nelson, Steven	CB	20	Oregon State	52/37	2015-18	2016-18
Nelson, Teddy	CB	49	UNLV	3/3	1987	
Newsome, Jamar	WR	84	Central Florida	6/2	2012	
Newson, Tony	LB	66, 97	Utah State	4/0	2002	
Newton, Tim	DT	96	Florida	16/0	1993-94	
Niang, Lucas	T	67	TCU	12/9	2021	2021
Nicholson, Jim	T	70	Michigan State	72/62	1974-79	1974-77, 1979
Nicolas, Dadi	LB	52	Virginia Tech	11/0	2016-17	
Niemann, Ben	LB	56	Iowa	62/12	2018-21	
Niswanger, Rudy	C	64	Louisiana State	56/31	2006-10	2008-09
Nix, Doyle	DB	25	SMU	11/--	1961	
Nnadi, Derrick	DT	91	Florida State	64/52	2018-21	2018-21
Nott, Mike	QB	7	Santa Clara	1/0	1976	
Nottage, Dexter	DT	94	Florida A&M	1/0	1997	
Novak, Nick	K	9	Maryland	6/0	2008	
Nunez-Roches, Rakeem	DL	99	Southern Miss.	29/16	2015-17	2017
Nunnery, R.B.	DT	68	Louisiana State	6/--	1960	

Player	Pos.	Jersey(s) Worn	College	GP/GS	Year(s) Played	Year(s) Started
O						
Oates, Brad	T	72	Brigham Young	1/0	1980-81	
O'Callaghan, Ryan	T	75	California	25/13	2009-11	2009
O'Connell, Jake	TE	85	Miami (OH)	35/8	2009-12	
Ochi, Victor	LB	54	Stony Brook	0/0	2016	
O'Daniel, Dorian	LB	44	Clemson	58/1	2018-21	
Odom, Ricky	S	38	Southern California	8/0	1978	
Ogbah, Emmanuel	DE	90	Oklahoma State	10/4	2019	
Okafor, Alex	DE	97	Texas	38/9	2019-21	2019
Okoye, Christian	RB	35	Azusa Pacific	79/65	1987-92	1987-91
Olderman, Bob	G	64	Virginia	16/14	1985	1985
Olenchak, John	C/LB	63	Stanford	10/0	1981-82	
Oliver, Muhammed	CB	26	Oregon	2/0	1993	
Olsen, Orrin	C/G	52	Brigham Young	14/0	1976	
Omameh, Patrick	G	60	Michigan	1/1	2020	
O'Neal, Andre	LB	52	Marshall	13/0	2000-01	
O'Neal, Leslie	DE	91	Oklahoma State	32/23	1998-99	1998-99
Orchard, Nate	LB	54	Utah	1/0	2018	
Oriard, Mike	C	50	Notre Dame	42/1	1970-73	
Orton, Kyle	QB	8	Purdue	4/3	2011	
O'Shaughnessy, James	TE	80	Illinois State	23/6	2015-16	
Osemele, Kelechi	G	70	Iowa State	5/5	2020	2020
Osiecki, Sandy	QB	11	Arizona State	4/0	1984	
Osley, Willie	DB	47	Illinois	3/0	1974	
Otis, Jim	RB	35	Ohio State	23/0	1971-72	
Owens, Chris	CB	20	San Jose State	11/3	2014	
Owens, Ritchie	DE	97	Lehigh	24/1	2001-02	
P						
Page, Jarrad	S	44	UCLA	53/39	2006-09	2007-08
Paige, Stephone	WR	83	Fresno State	125/81	1983-91	1985-90
Paine, Jeff	LB	95	Texas A&M	26/8	1984-85	
Palewicz, Al	LB	57	Miami (Fla.)	36/0	1973-75	
Palko, Tyler	QB	4	Pittsburgh	8/4	2010-11	
Palmer, Gery	G	73	Kansas	2/2	1975	
Palmer, Paul	RB	26	Temple	27/12	1987-88	1988
Parker, Anthony	CB	41	Arizona State	2/0	1991	
Parker, Brian	TE	82	Albany	9/0	2015	
Parker, Glenn	G/T	62	Arizona	42/41	1997-99	1997-99
Parker, Kerry	CB	44	Grambling	15/0	1984	
Parker, Larry	WR	80	Southern California	38/4	1999-01	
Parker, Robert	RB	43	Brigham Young	3/2	1987	
Parker, Ron	CB/DB	38	Newberry	94/77	2013-18	2014-18
Parker, Samie	WR	18	Oregon	47/31	2004-07	2005-07
Parks, Nate	T	72	Stanford	1/0	1997	
Parrish, Don	NT	61	Pittsburgh	71/51	1978-82	1978-81
Parquet, Jeremy	T	72	Southern Mississippi	0/0	2005	
Parten, Ty	DT	91, 97	Arizona	36/6	1997-00	
Patterson, Dimitri	CB	22	Tuskegee	20/0	2007-08	
Patton, Marvcus	LB	53	UCLA	64/61	1999-02	1999-02
Paul, Whitney	DE/LB	53	Colorado	87/71	1976-81, 1986	1976-80
Payton, Eddie	KR	34	Jackson State	14/0	1978	
Pearson, Aaron	LB	96	Mississippi State	43/19	1986-88	1987-88
Pearson, Barry	WR	85	Northwestern	36/19	1974-76	1975
Pearson, Jayice	CB	24	Washington	90/27	1986-92	1991
Peay, Francis	T	75	Missouri	19/10	1973-74	1973
Pelluer, Steve	QB	11	Washington	18/3	1989-91	
Penn, Chris	WR	81	Tulsa	26/16	1994-96	1996
Pennel, Mike	DT	64	Colorado State-Pueblo	22/1	2019-20	
Pennington, Durwood	K	1	Georgia	3/0	1962	
Perez, Joe	WR	12	Murray State	0/0	2000	
Perkins, Horace	CB	20	Colorado	16/0	1979	
Perriman, Brett	WR	85	Miami (Fla.)	5/4	1997	
Perry, Ed	TE	48	James Madison	6/0	2005	
Perry, Michael Dean	DT	95	Clemson	1/0	1997	
Person, Mike	OL	68	Montana State	0/0	2016	
Peters, Marcus	CB	22	Washington	45/45	2015-17	2015-17
Peterson, Bill	LB	55	San Jose State	14/9	1975	1975
Peterson, Cal	LB	50	UCLA	43/14	1979-81	
Peterson, Todd	K	2	Georgia	27/0	2000-01	2000-01**
Petry, Stan	CB	45	TCU	34/1	1989-91	
Phillips, Joe	DT	75	SMU	91/89	1992-97	1992-97
Pickens, Bruce	CB	39	Nebraska	3/0	1993	
Pierre-Louis, Kevin	LB	57	Boston College	14/0	2017	
Pietrzak, Jim	C	62	Eastern Michigan	2/0	1987	

Player	Pos.	Jersey(s) Worn	College	GP/GS	Year(s) Played	Year(s) Started
Pile, Willie	S	35	Virginia Tech	16/5	2004	
Pimentel, Mickey	LB	52	California	0/0	2007	
Pippens, Woodie	RB	41	Thiel College	2/0	1987	
Piscitelli, Sabby	S	42	Oregon State	16/2	2011	
Pitoitua, Ropati	DE	75	Washington State	15/10	2012	2012
Pitts, Frank	WR	25	Southern (La.)	74/33*	1965-71	1968-70
Ply, Bobby	DB	14	Baylor	73/--	1962-67	
Podolak, Ed	RB	14	Iowa	104/66	1969-77	1970-74, 1976-77
Poe, Dontari	NT	92	Memphis	78/76	2012-16	2012-16
Pollard, Bernard	S	49	Purdue	48/31	2006-08	2007-08
Pope, Daniel	P	13	Alabama	16/0	1999	1999**
Pope, Leonard	TE	45	Georgia	45/24	2009-11	2009, 2011
Popson, Ted	TE	48	Portland State	25/13	1997-98	1997
Porter, Kevin	S	27	Auburn	76/53	1988-92	1988-91
Porter, Lewis	E	26	Southern (La.)	5/1	1970	
Potter, Steve	LB	58	Virginia	16/1	1983	
Powe, Jerrell	DL	95	Mississippi	11/1	2011-13	
Powers, Clyde	S	29	Oklahoma	1/0	1978	
Prater, Dean	DE	79	Oklahoma State	18/1	1982-83	
Price, Maurice	WR	17	Charleston Southern	0/0	2007-08	
Price, Ricky	S	35	Oklahoma State	9/0	2009-10	
Pricer, Bill	FB	33	Oklahoma	6/--	1961	
Pringle, Byron	WR	13	Kansas State	46/8	2019-21	
Printers, Casey	QB	7	Florida A&M	0/0	2006	
Proby, Bryan	DT	67	Arizona State	3/0	1995	
Prudhomme, Remi	G	65	Louisiana State	28/0	1968-69	
Pruitt, Mike	RB	43	Purdue	25/23	1985-86	1985-86
Pughsley, Jarrod	OL	60	Akron	2/0	2015	
Pupunuu, Alfred	TE	85	Weber State	1/0	1997	

Q

Quinn, Brady	QB	9	Notre Dame	10/8	2012	2012
Quinn, Jonathan	QB	12	Middle Tennessee State	1/0	2002-03	

R

Radecic, Scott	LB	97	Penn State	48/31	1984-86	1985-86
Ragland, Reggie	LB	59	Alabama	42/32	2017-19	2017-18
Randle, Ervin	LB	55	Baylor	20/6	1991-92	1992
Ranglin, Rich	OL	67	Central Connecticut St.	0/0	2012	
Rankin, Martinas	OL	74	Mississippi State	7/6	2019-20	
Ransom, Derrick	DT	95	Cincinnati	56/26	1998-02	2001-02
Rasley, Rocky	G	66	Oregon State	11/8	1975	1975
Rayner, Dave	K	6	Michigan State	10/0	2007	2007**
Reamon, Tommy	RB	21	Missouri	11/4	1976	1976
Rearдон, Kerry	CB	15	Iowa	58/26	1971-76	1975-76
Reaser, Keith	CB	40	Florida Atlantic	1/0	2017, 2019	
Rebstock, Pete	WR	6	Colorado State	0/0	2002	
Reed, James	DT	92	Iowa State	19/15	2006-07	2006
Reed, Jarran	DT	90	Alabama	17/17	2021	2021
Reed, Tony	RB	32	Colorado	56/42	1977-80	1977-80
Reese, Allen	DT	97	Kansas State	2/0	2003	
Reese, Jerry	S	31	Oklahoma	21/7	1979-80	1979
Reeves, Jacques	DB	35	Purdue	2/1	2012	
Reid, Jah	OL	75	UCF	22/11	2015-16	2015
Reiter, Austin	C	62	South Florida	42/32	2018-20	2019-20
Remmers, Mike	T	75	Oregon State	17/12	2020-21	2020
Revis, Darrelle	CB	24	Pittsburgh	5/2	2017	
Reyes, Kendall	DL	98	Connecticut	10/0	2016	
Reynolds, Al	G	60	Tarkio	98/--	1960-67	1962-64
Rice, Andrew	DT	58	Texas Southern	18/--	1966-67	1966
Richardson, Barry	T	67	Clemson	48/33	2008-11	2010-11
Richardson, Gloster	WR	30	Jackson State	51/28*	1967-70	1967-69
Richardson, Mike	CB	23, 30	Notre Dame	11/1	2009-10	
Richardson, Tony	FB	49	Auburn	163/96	1995-05	1999-05
Ricketts, Tom	G	64	Pittsburgh	3/0	1993	
Ricks, Lawrence	RB	42	Michigan	17/0	1983-84	
Ricks, Mikhael	WR/TE	85	Stephen F. Austin	17/0	2000-01	
Riley, Victor	T	66	Auburn	55/52	1998-01	1998-00
Rison, Andre	WR	89	Michigan State	45/43	1997-99	1997-99
Roaf, Willie	T	77	Louisiana Tech	58/58	2002-05	2002-05
Roberts, Alfredo	TE	87	Miami (Fla.)	48/22	1988-90	1988, 1990
Robinson, Demarcus	WR	14, 11	Florida	97/41	2016-21	2017, 2019-21
Robinson, Dunta	CB	21	South Carolina	8/2	2013	
Robinson, Johnny	S/HB	42	Louisiana State	164/56*	1960-71	1960-71
Robinson, Kevin	WR	14	Utah State	8/0	2008	

Player	Pos.	Jersey(s) Worn	College	GP/GS	Year(s) Played	Year(s) Started
Robinson, Mark	S	30	Penn State	48/7	1984-87	
Roche, Brian	TE	85	San Jose State	4/1	1998	
Rochester, Paul	DT	72	Michigan State	48/--	1960-63	1961-63
Rogers, Justin	LB	55	SMU	1/0	2009	
Rogers, Steve	T	77	Brigham Young	3/0	1987	
Rogers, Tracy	LB	52	Fresno State	75/19	1990-96	1993
Rome, Stan	WR	87	Clemson	42/4	1979-82	
Romeo, Tony	E	80	Florida State	14/--	1961	
Roquemore, Durwood	CB	38	Texas A&I	24/3	1982-83	
Rosdahl, Hatch	DE	76	Penn State	28/--	1964-66	
Rose, Donovan	CB	27	Hampton Institute	7/0	1980	
Ross, Derrick	RB	39	Tarleton State	7/0	2006	
Ross, Kevin	CB	31	Temple	156/144	1984-93, 1997	1984-93
Ross, Louis	DE	75	South Carolina State	1/0	1975	
Rourke, Jim	G	70	Boston College	64/20	1980-84, 1986	1980, 1984
Routt, Stanford	CB	26	Houston	7/7	2012	
Rozumek, Dave	LB	55	New Hampshire	45/16	1976-79	1978
Rucker, Keith	DT	96	Ohio Wesleyan	0/0	1997	
Rucker, Martin	TE	83	Missouri	0/0	2012	
Rudnay, Jack	C	58	Northwestern	178/171	1970-82	1970-82
Rush, Bob	C	53	Memphis State	47/47	1983-85	1983-85
Russell, KeiVarae	CB	26	Notre Dame	0/0	2016	
Ryan, Sean	TE	89	Boston College	10/8	2009	

S

Sadowski, Troy	TE	87	Georgia	14/1	1991	
Saleaumua, Dan	DT	97	Arizona State	125/117	1989-96	1989-96
Sally, Jerome	NT	70	Missouri	3/2	1988	
Sampson, Kevin	T	79	Syracuse	16/7	2004-06	
Samuels, Tony	TE	86	Bethune-Cookman	50/19	1977-80	1979
Sams, B.J.	KR	30	McNeese State	3/0	2008	
Sanders, Clarence	LB	50	Cincinnati	16/1	1978	
Sands, Terdell	DE	91	UT - Chattanooga	0/0	2001	
Sankey, Bishop	RB	30	Washington	0/0	2016	
Santos, Cairo	K	5	Tulane	53/0	2014-17	2014-16**
Sapp, Benny	CB	20	Northern Iowa	56/6	2004-07	
Savage, Dantrell	RB	29	Oklahoma State	13/0	2008-09	
Saxon, James	RB	21, 45	San Jose State	54/6	1988-91	
Sauerbrun, Todd	P	5	West Virginia	16/0	2000	2000**
Saunders, Khalen	DT	99	Western Illinois	22/5	2019-21	
Saxton, James	HB	10	Texas	13/--	1962	
Scandrick, Orlando	CB	22	Boise State	15/7	2018	2018
Scanlon, Rich	LB	91	Syracuse	31/0	2004-06	
Schwartz, Geoff	G/T	74	Oregon	16/7	2013	2013
Schwartz, Mitchell	T	71	California	134/134	2016-20	2016-20
Scott, Todd	S	47	Southwestern Louisiana	10/0	1997	
Scott, Willie	TE	81	South Carolina	72/36	1981-85	1983-84
Seals, George	DT	67	Missouri	24/2	1972-73	
Seals-Jones, Ricky	TE	83	Texas A&M	2/0	2020	
Sellers, Goldie	DB	20	Grambling	28/6	1968-69	
Senat, Greg	T	70	Wagner	0/0	2019	
Sensibaugh, Mike	S	20	Ohio State	63/55	1971-75	1972-75
Seurer, Frank	QB	10	Kansas	9/2	1986-87	
Sharpe, Montique	DT	61	Wake Forest	5/0	2003	
Shaw, Dennis	QB	12	San Diego State	1/0	1978	
Shaw, Josh	S	30	USC	4/0	2018	
Sheffield, Cameron	LB	55	Troy	18/1	2010-12	
Shehee, Rashaan	RB	22	Washington	25/5	1998-99	
Sherman, Anthony	FB	42	Connecticut	125/24	2013-20	2013
Shields, Billy	T	70	Georgia Tech	2/0	1985	
Shields, Will	G	68	Nebraska	224/223	1993-06	1993-06
Shorthose, George	WR	80	Missouri	3/0	1985	
Shurmur, Kyle	QB	9	Vanderbilt	0/0	2019	
Siavii, Junior	DT	94	Oregon	26/0	2004-05	
Siglar, Ricky	T	72	San Jose State	68/50	1993-96, 1998	1993-96
Siler, Brandon	LB	52	Florida	16/4	2011-12	
Simien, Tracy	LB	54	TCU	99/84	1991-97	1991-96
Simmons, Bob	G	73	Texas	88/70	1977-83	1977-80, 1983
Simmons, Wayne	LB	56	Clemson	20/18	1997-98	1997-98
Simoneau, Mark	LB	99	Kansas State	1/0	2010	
Simons, Keith	DT	72	Minnesota	20/12	1976-77	1976-77
Sims, Ryan	DT	90	North Carolina	59/36	2002-06	2003-04
Sims, Tom	NT	95	Pittsburgh	26/0	1991-92, 1996	
Sippio, Bobby	WR	83	Western Kentucky	9/0	2007	
Slaughter, Webster	WR	85, 88	San Diego State	16/7	1995	1995
Smith, Alex	QB	11	Utah	76/76	2013-17	2013-17

Player	Pos.	Jersey(s) Worn	College	GP/GS	Year(s) Played	Year(s) Started
Smith, Blane	S	27	SMU	3/1	1987	
Smith, Chris	RB	47	Notre Dame	4/3	1986-87	
Smith, Dave	WR	70	Indiana (Pa.)	2/1	1973	
Smith, Emmanuel	LB	43	Vanderbilt	1/0	2020	
Smith, Fletcher	DB	17	Tennessee A&I	24/--	1966-67	
Smith, Franky	T	72	Alabama A&M	4/2	1980	
Smith, Jeff	RB	42	Nebraska	28/1	1985-86	
Smith, Jeff	C/G	65	Tennessee	30/5	1996-99	
Smith, J.J.	RB	22	Kansas State	0/0	1995-96	
Smith, J.T.	WR	86	North Texas State	83/48	1978-84	1979-81
Smith, Kenny	DT	90	Alabama	6/0	2009	
Smith, Khreem	DE	72	Oklahoma State	2/0	2007	
Smith, Kolby	RB	21	Louisville	27/9	2007-09	2007
Smith, Lucious	CB	23	Cal State - Fullerton	16/13	1983	1983
Smith, Michael	WR	83	Kansas State	2/0	1992	
Smith, Neil	DE	90	Nebraska	138/127	1988-96	1988-96
Smith, Noland	WR	1, 46	Tennessee State	32/0*	1967-69	
Smith, Richard	WR	17	Arkansas	4/0	2004	
Smith, Sean	CB	21, 27	Utah	45/44	2013-15	2013-15
Smith, Shaun	DT	90	South Carolina	16/10	2010	2010
Smith, Sid	T	70	Southern California	42/1	1970-72	
Smith, Terrance	LB	48	Florida State	31/3	2016-18	2016-17
Smith, Tremon	CB	39	Central Arkansas	15/1	2018-19	
Smith, Trey	G	65	Tennessee	17/17	2021	2021
Smith, Wade	G/T	74	Memphis	31/16	2008-09	2009
Sneed, L'Jarius	CB	38	LA Tech	24/21	2020-21	2020-21
Snipes, Angelo	LB	52	West Georgia	17/8	1987-89	
Snow, Percy	LB	59	Michigan State	30/16	1990-92	1990
Sorensen, Daniel	S	49	BYU	111/41	2014-21	2017, 2020
Spani, Gary	LB	59	Kansas State	124/89	1978-86	1978-85
Spann, Gary	LB	94	TCU	2/1	1987	
Speaks, Breeland	LB	57	Mississippi	16/4	2018-19	
Spears, Marcus	T	70	Northwestern (La.) State	79/18	1997-03	2001
Spiller, C.J.	RB	26	Clemson	2/0	2017	
Spikes, Jack	FB/K	30	TCU	51/--	1960-64	1960-61, 1964
Square, Damion	DE	98	Alabama	0/0	2014	
Stallings, Tre	G	61	Mississippi	1/0	2006-07	
Stams, Frank	LB	55	Notre Dame	1/0	1995	
Stanzi, Ricky	QB	13	Iowa	0/0	2011	
Stargell, Tony	CB	45	Tennessee State	8/4	1996	
Staysniak, Joe	G	72	Ohio State	6/0	1992	
Stedman, Troy	LB	94	Washburn	5/0	1988	
Stein, Bob	LB	66	Minnesota	50/2	1969-72	
Steinfeld, Al	C	69	C.W. Post	7/0	1982	
Stenerud, Jan	K	3	Montana State	186/0	1967-79	1967-79**
Stensrud, Mike	NT/DE	67	Iowa State	13/5	1988	
Stephens, Hal	DE	92	Eastern Carolina	1/0	1985	
Stephens, John	RB	21	Northwestern (La.) State	7/0	1993	
Stephens, Santo	LB	53	Temple	16/0	1993	
Stephenson, Donald	T/OL	79	Oklahoma	60/21	2012-15	
Sterns, Jordan	S	40	Oklahoma State	0/0		
Stevens, Matt	QB	1	UCLA	3/2	1987	
Still, Art	DE	67	Kentucky	136/133	1978-87	1978-87
Stills, Gary	LB/DE	55, 56	West Virginia	87/1	1999-05	
Stockemer, Ralph	RB	21	Baylor	2/0	1987	
Stone, Jack	T	70	Oregon	14/--	1960	
Story, Bill	G	62	Southern Illinois	14/2	1975	
Stover, Smokey	LB	35	Northeast Louisiana	98/--	1960-66	1960-61
Stowers, Tommie	RB	48	Missouri	1/0	1994	
Stoyanovich, Pete	K	10	Indiana	69/0	1996-00	1996-99**
Strada, John	TE	87	William Jewell	11/0	1974	
Stradford, Troy	RB	25	Boston College	10/0	1991	
Stroud, Morris	TE	88	Clark	69/49	1969-74	1970-74
Stryzinski, Dan	P	4	Indiana	32/0	2001-02	2001-02**
Studebaker, Andy	DE/LB	96	Wheaton	70/8	2008-12	
Studdard, Les	C	64	Texas	9/2	1982	
Succop, Ryan	K	6	South Carolina	80/0	2009-13	2009-13**
Suggs, Terrell	DE	94	Arizona State	2/0	2019	
Sullivan, Kent	P	10	California Lutheran	1/0	1992	
Supernaw, Phillip	TE	89	Ouachita Baptist	2/1	2014	
Surtain, Patrick	CB	23	Southern Mississippi	55/49	2005-08	2005-07
Svitek, Will	T	71	Stanford	16/4	2005-07	
Swanson, Pete	G/T	73	Stanford	0/0	1998	
Swink, Jim	HB	23	TCU	5/--	1960	
Swoopes, Patrick	NT	67	Mississippi State	4/0	1991	
Szott, Dave	G	79	Penn State	143/135	1990-00	1990-97, 1999

Player	Pos.	Jersey(s) Worn	College	GP/GS	Year(s) Played	Year(s) Started
T						
Tait, John	T	76	Brigham Young	75/66	1999-03	2000-03
Talton, Ken	RB	45	Cornell	2/0	1980	
Tamm, Ralph	G	64	West Chester	48/0	1997-99	
Tanney, Alex	QB	4	Monmouth (Ill.)	0/0	2012	
Tate, Willy	TE	80	Oregon	1/0	1998	
Taylor, Herb	T	65	TCU	18/1	2007-08	
Taylor, Jay	CB	27	San Jose State	31/5	1993-95	
Taylor, Kitrick	WR	82	Washington State	16/0	1988	
Taylor, Otis	WR	89	Prairie View	130/69*	1965-75	1966-74
Taylor, Roger	T	76	Oklahoma State	13/0	1981	
Taylor, Steve	S	48	Kansas	14/13	1976	
Terrell, Marvin	G	63	Mississippi	38/--	1960-63	1962-63
Terrell, Steven	S	30	Texas A&M	10/0	2017	
Terry, Chris	T	60	Georgia	18/8	2006-07	2007
Terry, Doug	S	24, 25, 32	Kansas	57/10	1992-95	1993
Thigpen, Tyler	QB	4	Coastal Carolina	16/11	2007-09	2008
Thomas, Bill	RB	43	Boston College	14/0	1974	
Thomas, Cam	DL	93	North Carolina	1/0	2017	
Thomas, Carlton	CB	38	Elizabeth City State	4/2	1987	
Thomas, Charlie	RB	49	Tennessee State	7/0	1975	
Thomas, Chris	WR	87	Cal Poly - San Luis Obispo	10/5	2001	
Thomas, De'Anthony	RB/WR	13	Oregon	61/6	2014-19	
Thomas, Derrick	LB	58	Alabama	169/158	1989-99	1989-99
Thomas, Emmitt	CB	18	Bishop College	181/148*	1966-78	1967-78
Thomas, Gene	FB	45	Florida A&M	28/--	1966-67	
Thomas, Jewerl	RB	31	San Jose State	10/1	1983	
Thomas, Ken	RB	35	San Jose State	14/0	1983	
Thomas, Pat	LB	55	North Carolina State	16/9	2007-08	2008
Thomas, Robb	WR	81	Oregon State	39/25	1989-91	1990-91
Thomas, Todd	C	62	North Dakota	15/0	1981	
Thompson, Arland	G	58	Baylor	3/3	1987	
Thompson, Bennie	S	46	Grambling	32/0	1992-93	
Thompson, Darwin	RB	34	Utah State	26/1	2019-20	
Thompson, Del	RB	39	Texas - El Paso	6/0	1982	
Thompson, Ernie	RB	45	Indiana	16/2	1993	
Thompson, Leroy	RB	44	Penn State	16/0	1995	
Thompson, Tedric	s	24	Colorado	8/0	2020	
Thornbladh, Bob	LB	50	Michigan	14/0	1974	
Thornhill, Juan	S	22	Virginia	49/36	2019-21	2019, 2021
Thorp, Don	DE	71	Illinois	3/0	1988	
Thorpe, Crapnonso	WR	12	Florida State	0/0	2005	
Thorpe, Neiko	DB	38	Auburn	9/0	2012	
Threats, Jabbar	DE	65	Michigan State	0/0	2002	
Thuney, Joe	G	62	North Carolina State	17/17	2021	2021
Tolliver, Billy Joe	QB	8	Texas Tech	3/0	1997	
Tongue, Reggie	S	25, 41	Oregon State	63/47	1996-99	1997-99
Toribio, Anthony	DT	98	Carson-Newman	23/0	2010, 2012-13	
Townsend, Tommy	P	5	Florida	32/0	2020-21	2020-21**
Trahan, John	WR	83	Southern California	3/3	1987	
Travis, Ross	TE	88	Penn State	17/6	2016-17	
Traylor, Keith	DT	94	Central Oklahoma	31/1	1995-96	
Trosch, Gene	DE	74	Miami (Fla.)	27/0*	1967-69	
Truluck, R-Kal	DE	91	SUNY Cortland	20/0	2002-03	
Tucker, Verran	WR	15	California	11/2	2010	
Turley, Kyle	T	74	San Diego State	14/12	2006-07	2006
Tyler, Tank	DT	93	North Carolina State	37/19	2007-09	2008
Tynes, Lawrence	K	1	Troy State	48/0	2004-06	2004-06**
Tyrer, Jim	T	77	Ohio State	180/82*	1961-73	1962-73

U						
Upshaw, Marvin	DE	81	Trinity	67/60	1970-75	1971-75
Urban, Jerheme	WR	83	Trinity	6/1	2010-11	

V						
Valerio, Joe	T	73	Pennsylvania	61/4	1991-95	
Vanover, Tamarick	WR	87	Florida State	70/6	1995-99	1996
Van Pelt, Alex	QB	10	Pittsburgh	0/0	1993	
Vaughn, Jon	RB	21	Michigan	3/0	1994	
Vickerson, Kevin	DT	94	Michigan State	15/1	2014	
Villa, Danny	G	72	Arizona State	59/3	1993-96	
Vitali, Mark	QB	6	Purdue	0/0	1977	
Vlasic, Mark	QB	13	Iowa	6/1	1991-92	
Vrabel, Mike	LB	50	Ohio State	30/30	2009-10	2009-10

Player	Pos.	Jersey(s) Worn	College	GP/GS	Year(s) Played	Year(s) Started
W						
Wade, Bobby	WR	80	Arizona	12/6	2009	
Wade, Charlie	WR	84	Tennessee State	5/0	1977	
Waldron, Dustin	T	68	Portland State	0/0	2013	
Waldrop, Rob	DT	98	Arizona	3/0	1994	
Walden, Erik	LB	52	Middle Tennessee State	9/0	2008	
Walker, Bracy	S	40, 27	North Carolina	56/1	1994, 1998-01	
Walker, Derrick	TE	82	Michigan	58/28	1994-97	1994, 1996
Walker, James	LB	54	Kansas State	4/2	1983	
Walker, John	DT	98	Nebraska - Omaha	3/2	1987	
Walker, Vance	DT	99	Georgia Tech	16/2	2014	
Walker, Wayne	K	68	Northwestern Louisiana	4/0	1967	1967**
Wallace, Steve	T	70, 74	Auburn	10/0	1997	
Walls, Lenny	CB	35	Boston College	16/2	2006	
Walters, Pierre	LB	97	Eastern Illinois	3/0	2009	
Walters, Rod	G	76	Iowa	52/7	1976, 1978-80	
Walton, Riley	TE	88	Tennessee State	2/0	1987	
Walton, Wayne	G/T	72	Abilene Christian	23/1	1973-74	
Wanogho, Prince Tega	T	70	Auburn	2/0	2021	
Ward, Charvarius	CB	35	Middle Tennessee State	56/43	2018-21	2019-21
Ward, LaShaun	WR	84	California	1/0	2003	
Ward, Tim	DE	90	Old Dominion	1/1	2020	
Ware, Spencer	FB/RB	32	LSU	41/19	2015-19	2016
Warfield, Eric	CB	44	Nebraska	115/77	1998-05	2001-05
Warner, Charley	DB	25	Prairie View	19/--	1963-64	
Washington, Brian	S	29, 48	Nebraska	31/31	1995-96	1995-96
Washington, Charles	DB	46	Cameron	22/1	1990-91	
Washington, DeAndré	RB	30	Texas Tech	1/0	2020	
Washington, Dewayne	CB	30	North Carolina State	16/1	2005	
Washington, Donald	S/CB	20, 27	Ohio State	32/5	2009-11	
Washington, Thomas	DT	64	Winston-Salem St.	0/0	2000	
Washington, Tim	CB	42	Fresno State	1/0	1982	
Washington, Tavares	G	65	Florida	2/0	2008	
Waters, Brian	G	54	North Texas	163/149	2000-10	2001-10
Watkins, Rokevious	DT	69	South Carolina	4/1	2013	
Watkins, Sammy	WR	14	Clemson	34/31	2018-20	2018-20
Watson, Tim	S	26	Howard	9/0	1993-95	
Watts, Armani	S	25	Texas A&M	53/1	2018-21	
Weatherford, Steve	P	6	Illinois	2/0	2008	
Weathers, Clarence	WR	80	Delaware State	11/0	1989	
Webb, Jeff	WR	80	San Diego State	31/3	2006-08	
Webster, David	DB	21	Prairie View	28/--	1960-61	1960-61
Webster, Mike	C	53	Wisconsin	25/23	1989-90	1989-90
Welbourn, John	T	76	California	47/39	2004-07	2004-05, 2007
Wells, David	TE	88	San Diego State	0/0	2019	
Werner, Clyde	LB	54	Washington	63/4	1970-74, 1976	
Wesley, Greg	S	25	Arkansas - Pine Bluff	118/103	2000-07	2000-06
Wesson, Ricky	CB	25	SMU	14/0	1977	
West, Charcandrick	RB	35	Abilene Christian	52/11	2014-18	2015
West, Lyle	S	30	San Jose State	29/2	2002-03	
West, Robert	WR	26	San Diego State	19/5	1972-73	1972
Wetzel, Ron	TE	87	Arizona State	16/0	1983	
Wharton, Tershawna	DT	98	Missouri S&T	33/2	2020-21	
Whitaker, Danta	TE	82	Mississippi Valley State	16/3	1990	
White, D.J.	CB	24	Georgia Tech	11/0	2016-17	
White, Ted	QB	7	Howard	0/0	1999	
White, Walter	TE	88	Maryland	63/37	1975-79	1977-78
White, William	S	35	Ohio State	43/21	1994-96	1994
Whitehurst, David	QB	15	Furman	0/0	1984	
Whitmore, David	S	41	Stephen F. Austin	18/16	1993-94	1993-94
Wickert, Tom	G	66	Washington State	5/0	1977	
Wiegmann, Casey	C	62	Iowa	143/143	2001-07, 2010-11	2001-07, 2010-11
Wilkerson, Jimmy	DE	96	Oklahoma	72/5	2003-07	
Willard, Jerrott	LB	57	California	1/0	1998	
Williams, Brett	T	74	Florida State	5/0	2003-04	
Williams, Chad	WR	84	Grambling State	0/0	2021	
Williams, Chandler	WR	8	Florida International	0/0	2010	
Williams, Damien	RB	26	Oklahoma	27/9	2018-19	2019
Williams, Dan	DE	92	Toledo	42/25	1997, 1999-01	1999-00
Williams, Darrel	RB	31	LSU	51/7	2018-21	
Williams, Demorrio	LB	53	Nebraska	60/22	2008-11	2009
Williams, Harvey	RB	22, 44	Louisiana State	35/7	1991-93	
Williams, Jerrol	LB	44	Purdue	6/0	1994	
Williams, Javarris	RB	40	Tennessee State	4/0	2009	
Williams, Jermaine	FB	43	Houston	11/2	2001	
Williams, Kyle	WR	19	Arizona State	1/0	2013	

Player	Pos.	Jersey(s) Worn	College	GP/GS	Year(s) Played	Year(s) Started
Williams, Lawrence	WR	40	Texas Tech	18/5	1976-77	1977
Williams, Leon	LB	57	Miami (Fla.)	4/0	2012	
Williams, Mike	RB/TE	80	New Mexico	33/14	1979-81	1980
Williams, Nick	DL	98	Samford	21/0	2014-16	
Williams, Robert	CB	40	Baylor	0/0	1993	
Williams, Robert	CB	46, 29	North Carolina	17/1	1998-99	
Williams, Sammy	T	72	Oklahoma	1/0	1999	
Williams, Stephen	DT	70	NW Missouri State	11/0	2006	
Williams, Tyrone	DE/DT	90, 96	Wyoming	17/0	2000-01	
Williams, Xavier	DT	98	Northern Iowa	21/4	2018-19	
Williamson, Fred	DB	24	Northwestern	37/--	1965-67	1965-66
Willis, Donald	G	60	North Carolina A&T	59/6	2000-04	
Wilson, Albert	WR	12	Georgia State	55/26	2014-17	2015, 2017
Wilson, Damien	LB	54	Minnesota	29/29	2019-20	2019-20
Wilson, Eddie	QB/P	12	Arizona	42/1	1962-64	1962**
Wilson, Jerrel	P	44	Southern Mississippi	203/0	1963-77	1963-77**
Wilson, Kris	TE/FB	84	Pittsburgh	49/23	2004-07	2006-07
Wilson, Mike	G	67	Dayton	4/0	1975	
Wilson, Ramik	LB	53	Georgia	30/17	2015-17	2016
Winchester, James	LS	41	Oklahoma	113/0	2015-21	
Winston, Eric	T	74	Miami (Fla.)	16/16	2012	2012
Winters, Frank	G/C	65	Western Illinois	32/6	1990-91	1990
Wisniewski, Stefen	G	61	Penn State	15/4	2019-20	
Witzmann, Bryan	T	70, 68	South Dakota State	28/13	2016-17, 2020	2017
Wolf, James	DT	73	Prairie View	14/7	1976	1976
Wood, Duane	DB	48	Oklahoma State	65/--	1960-64	1960-64
Woodard, Ray	DE	70	Texas	6/0	1987	
Wooden, Terry	LB	90	Syracuse	15/8	1997	1997
Woods, Jerome	S	21, 31	Memphis	128/105	1996-05	1997-01, 2003-04
Word, Barry	RB	23	Virginia	44/17	1990-92	1992
Word, Mark	DE	67	Jacksonville State	6/0	1999	
Worthen, Naz	WR	84	North Carolina State	19/1	1989-90	
Wright, Elmo	WR	17	Houston	45/38	1971-74	1971, 1973-74
Wright, Felix	S	24	Drake	0/0	1993	
Wyatt, Kevin	CB	23	Arkansas	3/0	1987	
Wylie, Andrew	T	77	Eastern Michigan	54/42	2018-21	2018-20
Wylie, Devon	WR	19	Fresno State	6/1	2012	

Y

Yakovonis, Ray	NT	92	East Stroudsburg State	2/0	1983	
Yelder, Deon	TE	82	Western Kentucky	26/1	2018-20	
Young, Michael	WR	85	UCLA	2/0	1994	
Young, Wilbur	DE	99	William Penn	94/70	1971-77	1972-77

Z

Zamberlin, John	LB	61	Pacific Lutheran	22/10	1983-84	1984
Zaruba, Carroll	DB	46	Nebraska	7/--	1960	
Zombo, Frank	LB	51	Central Michigan	89/27	2013-18	2017

*Only includes starts dating back to '68.

**Regular kicker or punter during that period.

Notes: The Chiefs All-Time Roster includes all players who were on the active roster for at least one regular season game or playoff contest. Games Played/Games Started reflects regular season games only. It also includes players who accrued at least one season as a member of a reserve or injury list. The one exception to this criteria is RB Stone Johnson, who had his number 33 retired after suffering a fatal injury in a 1963 preseason contest. Jersey numbers refer to those numbers worn only in regular season or postseason play.

ALL-TIME NUMERICAL ROSTER

Player	Pos.	Years
#1		
Adamle, Mike	RB	1971-72
Grupp, Bob	P	1979-81
McKinnon, Jerick	RB	2021
Moon, Warren	QB	1999-00
Pennington, Durwood	K	1962
Smith, Noland	WR	1967-69
Stevens, Matt	QB	1987
Tynes, Lawrence	K	2004-06

#2		
Bootle, Dicaprio	DB	2021
Clements, Tom	QB	1980
Colquitt, Dustin	P	2005-19
Elliott, Lin	K	1994-95
Goodbum, Kelly	P	1987-90
Murray, Eddie	K	1992
Peterson, Todd	K	2000-01

#3 - Retired		
Agajanian, Ben	K	1961
Stenerud, Jan	K	1967-79

#4		
Barker, Bryan	P	1990-93
Henne, Chad	QB	2018-21
Foles, Nick	QB	2016
Fuller, Steve	QB	1979-82
Hamrick, James	K	1987
Murphy, Nick	P	2004
Palko, Tyler	QB	2010-11
Stryzinski, Dan	P	2001-02
Tanney, Alex	QB	2012
Thigpen, Tyler	QB	2007-09

#5		
Aguiar, Louie	P	1994-98
Barth, Connor	K	2008
Carney, John	K	2007
Cheek, Steve	P	2004
Colbert, Lewis	P	1986-87
deBruijn, Case	P	1982
McCann, Jim	P	1975
Santos, Cairo	K	2014-17
Sauerbrun, Todd	P	2000
Townsend, Tommy	P	2020-21

#6		
Arnold, Jim	P	1983-85
Buechele, Shane	QB	2021
Cook, Kenny	WR	2016
Lampkin, Ashton	CB	2017
McVea, Warren	RB	1969-73
Rayner, Dave	K	2007
Rebstock, Pete	WR	2002
Succop, Ryan	K	2009-13
Vitali, Mark	QB	1977
Weatherford, Steve	P	2008

#7		
Andrusyshyn, Zenon	P	1978
Butker, Harrison	K	2017-21
Cassel, Matt	QB	2009-12
Germaine, Joe	QB	2001
Gossett, Jeff	P	1981-82
Husted, Michael	K	2002
Huarte, John	QB	1969-71
Jaworski, Ron	QB	1989
Medlock, Justin	K	2007

Player	Pos.	Years
Murray, Aaron	QB	2014-15
Nott, Mike	QB	1976
Printers, Casey	QB	2006
White, Ted	QB	1999

#8		
Andersen, Morten	K	2002-03
Gray, Quinn	QB	2008
Greene, David	QB	2007
Lowery, Nick	K	1980-93
Moore, Matt	QB	2019-20
Orton, Kyle	QB	2011
Tolliver, Billy Joe	QB	1997
Townsend, Johnny	P	2021
Williams, Chandler	WR	2010

#9		
Baker, Jason	P	2003-04
Bentley, Scott	K	1999
Bray, Tyler	QB	2013-17
Carlson, Dean	QB	1972-74
Fry, Elliott	K	2021
Jones, Reggie	WR	1997
Kenney, Bill	QB	1979-88
Novak, Nick	K	2008
Quinn, Brady	QB	2012
Shurmur, Kyle	QB	2019

#10		
Beathard, Pete	QB	1964-67, 1973
Copper, Terrance	WR	2009-12
Daniel, Chase	QB	2013-15
Elkins, Mike	QB	1989-90
Green, Trent	QB	2001-06
Hagans, Maurice	WR	2008
Hill, Tyreek	WR	2016-21
Livingston, Mike	QB	1968-79
Saxton, James	HB	1962
Seurer, Frank	QB	1986-87
Stoyanovich, Pete	K	1996-00
Sullivan, Kent	P	1992
Van Pelt, Alex	QB	1993

#11		
Adams, Tony	QB	1975-78
Bellamy, Josh	WR	2012
Chambers, Chris	WR	2009-10
Douglas, Dameane	WR	2003
Gagliano, Bob	QB	1981-83
Grbac, Elvis	QB	1997-00
Horne, Jeremy	WR	2010-11
Huard, Damon	QB	2004-08
Hudson, Doug	QB	1987
Jones, Reggie	WR	1997, 2001
Osiecki, Sandy	QB	1984
Pelluer, Steve	QB	1989-91
Robinson, Demarcus	WR	2018-21
Smith, Alex	QB	2013-17

#12		
Baker, Jon	K	1999
Croyle, Brodie	QB	2006-10
Dieter, Gehrig	WR	2018-21
Espinoza, Alex	QB	1987
Flores, Tom	QB	1969
Gannon, Rich	QB	1995-98
Hill, Jim	DB	1966
Jaynes, Dave	QB	1974
Perez, Joe	WR	2000
Quinn, Jonathan	QB	2002-03
Shaw, Dennis	QB	1978

Player	Pos.	Years
Stanzi, Ricky	QB	2012
Thorpe, Craphonso	WR	2005
Wilson, Albert	WR	2014-17
Wilson, Eddie	QB/P	1962-64

13

Bono, Steve	QB	1995-96
Clark, Wayne	QB	1975
Pope, Daniel	P	1999
Pringle, Byron	WR	2019-21
Stanzi, Ricky	QB	2011
Thomas, De'Anthony	RB/WR	2014-18
Vlasic, Mark	QB	1991-92

14

Blackledge, Todd	QB	1983-87
Blundin, Matt	QB	1992-95
Enis, Hunter	QB	1960
Greene, Tom	QB	1961
Hall, Chad	WR	2013
Jackson, Curtis	WR	2002-03
Lawrence, Quinten	WR	2009-10
McManus, Danny	QB	1988
Ply, Bobby	DB	1962-67
Podolak, Ed	RB	1969-77
Robinson, Demarcus	WR	2016-17
Robinson, Kevin	WR	2008
Watkins, Sammy	WR	2018-20

15

Breaston, Steve	WR	2011-12
Collins, Todd	QB	1998-05
Duncan, Randy	QB	1961
Gutierrez, Matt	QB	2009
Jenkins, A.J.	WR	2013-14
Lee, Jacky	QB	1967-69
Longmire, Sam	DB	1967-68
Mahomes, Patrick	QB	2017-21
Martin, Ingle	QB	2008
Matthews, Steve	QB	1994-96
Mercer, Mike	K	1966
Reardon, Kerry	CB	1971-76
Tucker, Verran	WR	2010
Whitehurst, David	QB	1984

16 - Retired

Dawson, Len	QB	1962-75
--------------------	-----------	----------------

17

Avery, Donnie	WR	2013-14
Barnes, Pat	QB	1997
Conley, Chris	WR	2015-18
Curtis, Kevin	WR	2010
DeBerg, Steve	QB	1988-91
Gehrke, Jack	WR	1968
Hardman, Mecole	WR	2019-21
Krieg, Dave	QB	1992-93
Long, Lance	WR	2009
Murphy, Yo	WR	2002
Price, Maurice	WR	2007-08
Smith, Fletcher	DB	1966-67
Smith, Richard	WR	2004
Wright, Elmo	WR	1971-74

18 - Retired

Flynn, Don	DB	1960-61
Grbac, Elvis	QB	1997-00
LaChapelle, Sean	WR	1996
Parker, Samie	WR	2004-07
Thomas, Emmitt	CB	1966-78

Player	Pos.	Years
# 19		
Davidson, Cotton	QB/P	1960-61
Gordon, Josh	WR	2021
Kemp, Marcus	WR	2017-19
Maclin, Jeremy	WR	2015-16
Montana, Joe	QB	1993-94
Williams, Kyle	WR	2013
Wylie, Devon	WR	2012

20

Cherry, Deron	S	1981-91
Claiborne, Morris	CB	2019
Draughn, Shaun	RB	2012
Hall, Dante	RB/WR	2000-06
Hamilton, Antonio	CB	2020
Hunt, Bobby	DB	1962-67
Jackson, Josh	CB	2021
Jones, Thomas	RB	2010-11
Nelson, Steven	CB	2015-18
Owens, Chris	CB	2014
Perkins, Horace	CB	1979
Reaser, Keith	CB	2019
Sapp, Benny	CB	2004-07
Sellers, Goldie	DB	1968-69
Sensibaugh, Mike	S	1971-75
Washington, Donald	S/CB	2009-10

21

Arenas, Javier	CB	2010-12
Austin, Hise	CB	1975
Bartee, William	S	2000-06
Bayless, Martin	S	1992-93, '95-96
Breeland, Bashaud	CB	2019-20
Gaines, Clark	RB	1981-82
Garrett, Mike	RB	1966-70
Homan, Dennis	WR	1971-72
Hughes, Mike	CB	2021
Lewis, Garry	CB	1993
Lewis, Tahuan	CB	1992
McKinney, Odis	S	1985
Morgado, Arnold	RB	1977-80
Murray, Eric	CB	2016-18
Reamon, Tommy	RB	1976
Robinson, Dunta	CB	2013
Saxon, James	RB	1988-91
Smith, Kolby	RB	2007-09
Smith, Sean	CB	2014-15
Stephens, John	RB	1993
Stockemer, Ralph	RB	1987
Vaughn, Jon	RB	1994
Webster, David	DB	1960-61
Woods, Jerome	S	1996-05

22

Bookman, John	DB	1960
Brown, Dee	RB	2005-06
Carter, Perry	CB	1995
Cocroft, Sherman	S	1985-87
Grow, Monty	S	1994
Hagy, John	S	1991
Harrison, Glynn	RB	1976
Jakes, Van	DB	1983-84
Marshall, Larry	DB	1972-73, '78
McClellion, Central	CB	2002
McCleon, Dexter	CB	2003-05
McCluster, Dexter	WR	2010-13
McKnight, Joe	RB	2014
McKnight, Ted	RB	1977-81
Mitchell, Willie	DB	1964-71
Morris, Donnie Joe	RB	1974
Patterson, Dimitri	CB	2007-08
Peters, Marcus	CB	2015-17
Scandrick, Orlando	CB	2018
Shehee, Rashaan	RB	1998-99

Player	Pos.	Years
Smith, J.J.	RB	1995-96
Thornhill, Juan	S	2019-21
Williams, Harvey	RB	1991-93

23

Blaylock, Derrick	RB	2001-04
Coan, Bert	RB	1963-68
Colclough, Ricardo	CB	2008-09
Dickerson, Ron	WR	1993-94
Fuller, Kendall	CB	2018
Gaines, Phillip	CB	2014-17
Gant, Earl	RB	1979-80
Gray, Carlton	CB	1999-00
Hadley, David	CB	1970-72
Hill, Greg	CB	1984-88
Johnson, Clyde	CB	1997
Keyes, Leroy	RB	1973
Lewis, Kendrick	S	2010-13
Richardson, Mike	CB	2009-10
Smith, Lucious	CB	1983
Surtain, Patrick	CB	2005-08
Swink, Jim	HB	1960
Watts, Armani	S	2019-21
Word, Barry	RB	1990-92
Wyatt, Kevin	CB	1987

24

Bartee, William	CB	2000-06
Belser, Ceaser	DB	1968-71
Ellison, Willie	RB	1973-74
Flowers, Brandon	CB	2008-13
Green, Gary	CB	1977-83
Ingram, Melvin	DE/LB	2021
Kaiser, Jason	CB	1998
Law, Ty	CB	2006-07
Lucas, Jordan	S	2018-19
McCoy, LeSean	RB	2019
McCray, Kelcie	S	2014
McMillan, Erik	S	1993
Pearson, Jayice	CB	1986-92
Revis, Darrelle	CB	2017
Terry, Doug	S	1992-95
Thompson, Tedric	S	2020
White, D.J.	CB	2016-17
Williamson, Fred	DB	1965-67
Wright, Felix	S	1993

25

Acker, Kenneth	CB	2017
Charles, Jamaal	RB	2008-16
Collins, Mark	CB/S	1994-96
Copeland, Danny	S	1989-90
Edwards-Helaire, Clyde	RB	2020-21
Epps, Jack	S	1987
Hollis, David	DB	1988
Nix, Doyle	DB	1961
Pitts, Frank	WR	1965-71
Stradford, Troy	RB	1991
Terry, Doug	S	1992-95
Tongue, Reggie	S	1996-99
Warner, Charley	DB	1963-64
Watts, Armani	S	2018
Wesley, Greg	S	2000-07
Wesson, Ricky	CB	1977

26

Adams, Vashone	S	1998
Allen, Taje	CB	2001-02
Barbaro, Gary	S	1976-82
Battle, Jackie	RB	2007-11
Battle, Julian	CB	2003-05
Bell, Le'Veon	RB	2020
Bennett, Michael	RB	2006-07
Comdings, Sanders	S	2013-14

Player	Pos.	Years
Dishman, Cris	CB	1999
Dozier, Cornelius	S	1987
Glenn, Jacoby	CB	2017
Hakim, Saalim	DB	2015
Jackson, Frank	WR	1961-65
Lammons, Chris	CB	2021
Lane, Skip	CB/S	1984
Lowe, Paul	RB	1968-69
Oliver, Muhammed	CB	1993
Palmer, Paul	RB	1987-88
Porter, Lewis	E	1970
Routt, Stanford	CB	2012
Spiller, CJ	RB	2017
Watson, Tim	S	1993-95
Williams, Damien	RB	2018-19
West, Robert	WR	1972-73

27

Acker, Kenneth	S	2016
Branch, Tyvon	S	2015
Brown, Theotis	RB	1983-84
Coleman, Kurt	S	2014
Elam, Abram	S	2012
Fenton, Rashad	CB	2019-21
Green, Woody	RB	1974-76
Hill, Greg	RB	1994-97
Hunt, Kareem	RB	2017-18
Johnson, Larry	RB	2003-09
Julien, Jarmar	RB	2002
Kratzer, Dan	WR	1973
Milo, Ray	S	1978
Porter, Kevin	S	1988-92
Rose, Donovan	CB	1980
Smith, Blane	S	1987
Smith, Sean	CB	2013
Taylor, Jay	CB	1993-95
Walker, Bracy	S	1994, 1998-01
Washington, Donald	DB	2009-11

28 - Retired

Haynes, Abner	RB	1960-65
----------------------	-----------	----------------

29

Belser, Jason	S	2001-02
Berry, Eric	S	2010-18
Fuller, Kendall	CB/S	2019
Hill, Greg	RB	1993-97
Keyes, BoPete	CB	2020
Knight, Sammy	S	2005-06
Lewis, Albert	CB	1983-93
McMillian, Mark	CB	1997-98
Powers, Clyde	S	1978
Savage, Dantrell	RB	2008-09
Washington, Brian	S	1995-96
Williams, Robert	CB	1998-99

30

Baker, DeAndre	CB	2021
Bayless, Martin	S	1992-93, 1995-96
Bennett, Donnell	RB	1994-00
Bledsoe, Curtis	RB	1981-82
Brown, Alex	CB	2019
Brown, Jalil	DB	2011-12
Brown, Mike	S	2009
Carruth, Paul Ott	RB	1989
Colclough, Ricardo	CB	2008-09
Fleming, Jamell	CB	2014-15
Harris, Gilbert	RB	2007
Miller, Cleophus	RB	1974-75
Richardson, Gloster	WR	1967-70
Richardson, Mike	CB	2009-10
Robinson, Mark	S	1984-87
Sams, B.J.	KR	2008
Shaw, Josh	S	2018

Player	Pos.	Years
Spikes, Jack	RB/K	1960-64
Terrell, Steven	S	2017
Washington, Dewayne	CB	2005
West, Charcandrick	RB	2018
West, Lyle	S	2002-03

31

Cooper, Marcus	CB	2013-15
Hartman, Tysyn	DB	2012
Hunt, Akeem	RB	2017
Holmes, Priest	RB	2001-07
Kinney, Jeff	RB	1972-76
Leggett, Maurice	CB/S	2008-10
Reese, Jerry	S	1979-80
Ross, Kevin	CB	1984-93, '97
Thomas, Jewerl	RB	1983
Williams, Darrel	RB	2018-21
Woods, Jerome	CB	1996-05

32

Agee, Tommie	RB	1989
Allen, Marcus	RB	1993-97
Dickinson, Bo	RB	1960-61
Draughn, Shaun	RB	2011
Gray, Cyrus	RB	2012-14
Horton, Ethan	RB	1985
Johnson, Jack	DB	1961
Jones, Doug	DB	1973-74
Mathieu, Tyrann	S	2019-21
McClinton, Curtis	RB	1962-69
Moriarty, Larry	RB	1986-88
Reed, Tony	RB	1977-80
Terry, Doug	S	1992-95
Ware, Spencer	FB/RB	2015-18

33 - Retired

Johnson, Curley	HB	1960
Johnson, Stone	RB	1963
Pricer, Bill	RB	1961

34

Brackenridge, Tyron	CB	2007-08
Burruss, Lloyd	S	1981-91
Carter, Dale	CB	1992-98
Cloud, Michael	RB	1999-02
Daniels, Travis	CB	2009-12
Davis, Knile	RB	2013-16
Haslip, Wilbert	RB	1979
Johnson, Larry	RB	2003-09
Macklin, David	CB	2008
McQuay, Leon	S	2017-18
Payton, Eddie	KR	1978
Thompson, Darwin	RB	2019-21

35

Atkins, Larry	S/LB	1999-02
Barksdale, Rashad	CB	2007
Belton, Horace	RB	1978-81
Celestin, Oliver	S	2008
Demps, Quintin	S	2013
Johnson, Melvin	S	1998
Okoye, Christian	RB	1987-92
Otis, Jim	RB	1971-72
Pile, Willie	S	2004
Price, Ricky	S	2009-10
Reeves, Jacques	CB	2012
Stover, Smokey	LB	1960-66
Thomas, Ken	RB	1983
Walls, Lenny	CB	2006
Ward, Charvarius	CB	2018-21
West, Charcandrick	RB	2014-17
White, William	S	1994-96

Player	Pos.	Years
# 36 - Retired		
Daniels, Clemon	DB	1960
Hill, Mack Lee	RB	1964-65

37

Collier, Tim	CB	1976-79
Delaney, Joe	RB	1981-82

38

Anders, Kimble	FB	1991-00
Bragg, Michael	CB	2006
Brannon, Solomon	DB	1965-66
Brown, Dee	RB	2005-06
Finley, Clint	S	2002-03
Gunter, Michael	RB	1984
Hayes, Wendell	RB	1968-74
Johnson, Tervaris	RB	2010
Loveall, Calvin	CB	1988
Morgan, DaJuan	S	2008-09
Odom, Ricky	S	1978
Parker, Ron	DB	2013-18
Roquemore, Durwood	CB	1982-83
Sneed, L'Jarius	CB	2020-21
Thomas, Carlton	CB	1987
Thorpe, Neiko	DB	2012

39

Abdullah, Husain	S	2013-15
Anderson, Zayne	DB	2021
Bailey, Mark	RB	1977-78
Carr, Brandon	CB	2008-11
Crockett, Ray	CB	2001-02
Everett, Eric	CB	1991
Griffin, Stephen	RB	1987
Mitchell, Terrance	CB	2016-17
Morris, Bam	RB	1999
Moser, Rick	RB	1981
Pickens, Bruce	CB	1993
Ross, Derrick	RB	2006
Smith, Tremon	CB	2018-19
Thompson, Del	RB	1982
Ware, Spencer	RB	2019

40

Bell, Billy	CB	1991
Davis, Ricky	S	1977
Gore, Derrick	RB	2021
Green, Boyce	RB	1986
Harris, Corey	CB	2001-03
Hasty, James	CB	1995-00
Hillis, Peyton	RB	2012
Jackson, Charlie	DT	1960
Lacy, Ken	RB	1984-85, '87
Lovett, John	FB	2019
Mack, Cedric	CB	1992
Marsalis, Jim	CB	1969-75
Millard, Trey	FB	2016
Reaser, Keith	CB	2017
Walker, Bracy	S	1994, 1998-00
Williams, Javarris	RB	2009
Williams, Lawrence	WR	1976-77
Williams, Robert	CB	1993

41

Bates, Jackie	CB	2010
Christopher, Herb	S	1979-82
Connot, Scott	S	2004
Crawford, Keith	S	1998
Dennis, Pat	CB	2000-01
Dressler, Doug	RB	1975
Evans, James	RB	1987

Player	Pos.	Years
Hill, Kenny	S	1989
Jankowski, Bruce	WR	1971-72
Jenkins, Keyvan	RB	1988
Johnson, Darrius	CB	2003
McCarthy, Kyle	DB	2012
Parker, Anthony	CB	1991
Pippens, Woodie	RB	1987
Tongue, Reggie	S	1996-99
Whitmore, David	S	1993-94
Winchester, James	LS	2015-21

42

Carter, M.L.	CB	1979-81
Cox, Mike	FB	2008-10
Cruz, Ronnie	RB	2005-06
Donaldson, Jeff	S	1990
Harts, Shaunard	S	2001-04
Lane, MacArthur	RB	1975-78
Malone, Darrell	CB	1992
Mincy, Charles	S	1991-94
Piscitelli, Sabby	S	2011
Ricks, Lawrence	RB	1983-84
Robinson, Johnny	S/HB	1960-71
Sherman, Anthony	FB	2013-20
Smith, Jeff	RB	1985-86
Washington, Tim	CB	1982

43

Bolden, Juran	CB	1999
Brockington, John	RB	1977
Easy, Omar	FB	2002-04
Gafford, Thomas	LS	2008-14
Hanoian, Greg	FB	2006
Jackson, Billy	RB	1981-84
Jones, Bill	RB	1990-92
Parker, Robert	RB	1987
Pruitt, Mike	RB	1985-86
Thomas, Bill	RB	1974
Williams, Jermaine	FB	2001

44

Anderson, Darren	CB	1994-97
Harris, Eric	CB	1980-82
Harris, Jimmy	DB	1960-61
Heard, Herman	RB	1984-89
Kelley, Ed	DB	1961
McClain, Le'Ron	FB	2011
O'Daniel, Dorian	LB	2018-21
Page, Jarrad	S	2006-09
Parker, Kerry	CB	1984
Thompson, Leroy	RB	1995
Warfield, Eric	CB	1998-05
Williams, Harvey	RB	1991-93
Williams, Jerrol	LB	1994
Wilson, Jerrel	P	1963-77

45

Baber, Billy	TE	2001-03
Brooks, Bucky	CB	1997-98
Bryant, Trent	CB	1982-83, '87
Burton, Michael	FB	2021
Eachus, Nate	RB	2012
Eligwe, Ukeme	LB	2017
Grayson, Dave	DB	1961-64
Holmes, Robert	RB	1968-71
Johnson, Jimmie	TE	1994
Johnson, Sidney	CB	1988
LaGrand, Morris	RB	1975
Maxey, Marcus	CB	2006
McNeil, Pat	RB	1976-77
Merritt, Michael	TE	2008
Petry, Stan	CB	1989-91
Pope, Leonard	TE	2009-11
Saxon, James	RB	1988-91

Player	Pos.	Years
Stargell, Tony	CB	1996
Talton, Ken	RB	1980
Thomas, Gene	FB	1966-67
Thompson, Ernie	RB	1993

46

Brock, Kevin	TE	2013
Castille, Tim	RB	2009-10
Clemons, Michael	RB	1987
Dombroski, Paul	S	1980-81
Fields, Jitter	RB	1987
Gray, Tim	S	1976-78
Grigsby, Boomer	FB/LB	2005-07
Jones, Dominique	TE	2013
Jones, Victor	RB	1994
Kearney, Jim	DB	1967-75
King, Bruce	RB	1985-86
Moreau, Frank	RB	2000
Smith, Noland	WR	1967-69
Sterns, Jordan	S	2017
Thompson, Bennie	S	1992-93
Washington, Charles	DB	1990-91
Williams, Robert	CB	1998-99
Zaruba, Carroll	DB	1960

47

Baxter, Keith	CB	2017
Chappell, Devin	S	2017
Golub, Chris	S	1977
Harris, Darius	LB	2019-21
Hodge, Alphonso	CB	2005-06
Martin, Don	CB	1975
McGraw, Jon	S	2007-11
Osley, Willie	DB	1974
Scott, Todd	S	1997
Smith, Chris	WR	1973

48

Allen, Nate	CB	1971-74
Burgmeier, Ted	S	1978
Colter, Jeff	DB	1987
Gafford, Thomas	LS	2008-09
Gamble, Kenny	RB	1988-90
Hadnot, James	RB	1980-83
Jones, E.J.	RB	1985
Keizer, Nick	TE	2019-20
Lane, Garcia	CB	1985, 1987
Langford, Reshard	S	2009-11
McDougald, Bradley	S	2013
McNair, Todd	RB	1989-93, 1996
Menzie, De'Quan	DB	2012
Perry, Ed	TE	2005
Popson, Ted	TE	1997-98
Smith, Terrance	LB	2016-18
Stowers, Tommie	RB	1994
Taylor, Steve	S	1976
Washington, Brian	S	1995-96
Wood, Duane	DB	1960-64

49

Bograkus, Steve	S	1976
DiMarco, Patrick	FB	2012
Gay, Matt	S	1994
Jackson, Gerald	S	1979
Nelson, Teddy	CB	1987
Pollard, Bernard	S	2006-08
Richardson, Tony	FB	1995-05
Sorensen, Daniel	S	2014-21
Thomas, Charlie	RB	1975

50

Anderson, Erick	LB	1992-93
Atkins, Larry	S/LB	1999-02
Barton, Jim	C	1960

Player	Pos.	Years
Boiman, Rocky	LB	2008
Caveness, Ronnie	LB	1965
Daniels, Calvin	LB	1982-85
Davis, Anthony	LB	1994-98
Del Rio, Jack	LB	1987-88
Gay, Willie	LB	2020-21
Harris, Napoleon	LB	2007-08
Houston, Justin	LB	2011-18
Kearney, Tim	LB	1975
Lee, Darron	LB	2019
McGovern, Rob	LB	1989-90
Mitchell, Kawika	LB	2003-06
Oriad, Mike	C	1970-73
Peterson, Cal	LB	1979-81
Sanders, Clarence	LB	1978
Thornbladh, Bob	LB	1974
Vrabel, Mike	LB	2009-10

#51

Bush, Lew	LB	2000-02
Cadrez, Glenn	LB	2001-02
Darche, Jean-Philippe	LS	2007-08
Danna, Mike	DE	2020-21
Donnalley, Rick	C	1986-87
Fraser, Jim	LB	1965
Fujita, Scott	LB	2002-04
Grigsby, Boomer	FB/LB	2005-07
Jackson, Charles	LB	1978-84
Lingner, Adam	C	1983-86, 1988
Lynch, Jim	LB	1967-77
Manusky, Greg	LB	1994-99
Marts, Lonnie	LB	1991-93
Mays, Corey	LB	2009-10
Miller, Gabe	LB	2011
Zombo, Frank	LB	2013-18

#52

Abell, Bud	LB	1966-68
Anderson, Charlie	LB	2010
Beisel, Monty	LB	2001-04, 2009
Caver, Quinton	LB	2002-04
Gatewood, Curtis	LB	2008
Harris, Demone	DE	2019-20
Herron, David	LB	2009
Howard, Thomas	LB	1977-83
Humphrey, Creed	C	2021
Humphrey, Tom	C	1974
Hyde, Glenn	C	1987
Johnson, James-Michael	LB	2013-14
Jolly, Ken	LB	1984-85
Kershaw, William	LB	2006-07
Nicolas, Dadi	LB	2016-17
Olsen, Orrin	C/G	1976
O'Neal, Andre	LB	2000-01
Pimentel, Mickey	LB	2007
Rogers, Tracy	LB	1990-96
Siler, Brandon	LB	2011-12
Snipes, Angelo	LB	1987-89
Walden, Erik	LB	2008

#53

Andrews, Billy	LB	1976-77
Avery, Ken	LB	1975
Griffin, Kris	LB	2005-06
Hamilton, Rick	DE	1994-95
Hitchens, Anthony	LB	2018-21
Howard, Todd	LB	1987-88
Jones, Fred	LB	2003-04
Mays, Joe	LB	2014
Moten, Gary	LB	1987
Patton, Marvcus	LB	1999-02
Paul, Whitney	DE/LB	1976-81, 1986
Rush, Bob	C	1983-85
Stephens, Santo	LB	1993
Webster, Mike	C	1989-90

Player	Pos.	Years
Williams, Demorrio	LB	2008-11
Wilson, Ramik	LB	2015-17

#54

Ashley, Walker Lee	LB	1989
Bolton, Nick	LB	2021
Cofield, Tim	LB	1986-88
Favors, Greg	LB	1998
Greene, Ted	LB	1960-62
Hudock, Mike	C	1967
Manumaleuga, Frank	LB	1979-81
Moses, Dezman	LB	2013-16
Ochi, Victor	LB	2016
Orchard, Nate	LB	2018
Simien, Tracy	LB	1991-97
Walker, James	LB	1983
Waters, Brian	G	2000-10
Werner, Clyde	LB	1970-74, 1976
Wilson, Damien	LB	2019-20

#55

Best, Keith	LB	1972
Clark, Frank	DE	2019-21
Cooper, Louis	LB	1985-90
Dimmick, Tom	C	1960
Dumas, Troy	LB	1995-97
Ford, Dee	LB	2014-18
George, Ron	LB	1998-00
Holub, E.J.	C/LB	1961-70
Jordan, Akeem	LB	2013
Kehl, Bryan	LB	2012
Klug, Dave	LB	1981-83
Peterson, Bill	LB	1975
Randle, Ervin	LB	1991-92
Rogers, Justin	LB	2009
Rozumek, Dave	LB	1976-79
Scanlon, Rich	LB	2004-06
Sheffield, Cameron	LB	2010-12
Stams, Frank	LB	1995
Stills, Gary	LB/DE	1999-05
Thomas, Pat	LB	2007-08

#56

Ale, Arnold	LB	1994
Ane, Charlie	C	1975-80
Beisel, Monty	LB/DE	2001-04, 2009
Bush, Lew	LB	2000-02
Cancik, Phil	LB	1981
Corey, Walt	LB	1960-66
Dixon, Ernest	LB	1998
Graham, Tom	LB	1974
Hackett, Dino	LB	1986-92
Haynes, Louis	LB	1982-83
Johnson, Derrick	LB	2005-17
Niemann, Ben	LB	2018-21
Okafor, Alex	DE	2020
Simmons, Wayne	LB	1997-98
Stills, Gary	LB/DE	1999-05

#57

Alexander, D.J.	LB	2015-16
Baldwin, Johnny	LB	2007
Blanton, Jerry	LB	1979-85
Brown, Orlando	T	2021
Cole, Justin	LB	2010
Dacus, Weston	LB	2008-09
Elrod, Jimbo	LB	1976-78
Harrell, James	LB	1987
Holmes, Bruce	LB	1987
Houston, Bobby	LB	1997
Jamison, George	LB	1994-96
Johnson, Nico	LB	2013
Martin, Chris	LB	1988-92
Maslowski, Mike	LB	1999-04

Player	Pos.	Years
Okafor, Alex	DE	2020
Palewicz, Al	LB	1973-75
Pierre-Louis, Kevin	LB	2017
Speaks, Breeiland	LB	2018-19
Willard, Jerrott	LB	1998
Williams, Leon	LB	2012

58 - Retired

Baugh, Tom	C	1986-88
Martin, Dave	LB	1968
Potter, Steve	LB	1983
Rice, Andrew	DT	1966-67
Rudnay, Jack	C	1970-82
Thomas, Derrick	LB	1989-99
Thompson, Arland	G	1987

59

Barber, Shawn	LB	2003-05
Belcher, Jovan	LB	2009-12
Burks, Ray	LB	1977
Cadrez, Glenn	LB	2001-02
Edwards, Donnie	LB	1996-01, 2007-08
Fields, Jaime	LB	1993-95
Franklin, Jerry	LB	2014
Harvey, Stacy	LB	1989
Hawkins, Andy	LB	1988
Kaindoh, Joshua	DE	2021
Kelly, Colin	OL	2013
March-Lillard, Justin	LB	2015-16
Ragland, Reggie	LB	2017-19
Snow, Percy	LB	1990-92
Spani, Gary	LB	1978-86

60

Baab, Mike	C	1992
Daney, George	G	1968-74
De La Puente, Brian	G	2008
Herkenhoff, Matt	T	1976-85
Hunter, Ryan	OL	2019
Ingram, Byron	G	1987-88
Leffew, Travis	T	2007
Lindstrom, Chris	DE	1987
Ndukwe, Ikechuku	G/T	2009
Pughsley, Jarrod	OL	2015
Reynolds, Al	G	1960-67
Terry, Chris	T	2006-07
Willis, Donald	G	2000-04

61

Adickes, Mark	G	1986-89
Biodrowski, Dennis	G	1963-67
Brown, Colin	G	2009
Burton, Antwon	DT	2008
Cadwell, John	G	1961
Culp, Curley	DT	1968-74
Fazier, Cliff	DT	1977
Grunhard, Tim	C	1990-00
Hudson, Bob	LB	1960
Hudson, Rodney	G/C	2011-14
Morse, Mitch	C	2015-18
Parrish, Don	NT	1978-82
Sharpe, Montique	DT	2003
Stallings, Tre	G	2006-07
Wisniewski	G	2019-20
Zamberlin, John	LB	1983-84

62

Alleman, Andy	C/G	2009
Chilton, Gene	G/C	1989
Fournet, Sid	G	1960-61
Helton, Darius	G	1977
Kirchbaum, Kelly	LB	1980
Liggett, Bob	DT	1970

Player	Pos.	Years
Lingner, Adam	C	1983-86, 1988
McLean, Ron	NT	1988
Parker, Glenn	G/T	1997-99
Pietrzak, Jim	C	1987
Reiter, Austin	C	2018-20
Story, Bill	G	1975
Thomas, Todd	C	1981
Thuney, Joe	G	2021
Wiegmann, Casey	C	2001-07, 2010-11

63 - Retired

Lanier, Willie	LB	1967-77
Maas, Bill	NT/DE	1984-92
Olenchak, John	C/LB	1981-82
Terrell, Marvin	G	1960-63

64

Acker, Bill	NT/DE	1982, 1987
Beisler, Randy	G	1975
Feehery, Gerry	C	1988
Harvey, James	G	1987-88
Kirchner, Mark	T/G	1983
Krisher, Bill	G	1960-61
Kush, Eric	C	2013-14
Mattison, Bryan	C	2012
Merz, Curt	G/DE	1962-68
Munyer, Daniel	OL	2015
Niswanger, Rudy	C	2006-10
Oldermann, Bob	G	1985
Pennel, Mike	DT	2019-20
Ricketts, Tom	G	1993
Studdard, Les	C	1982
Tamm, Ralph	G	1997-99
Washington, Thomas	DT	2000

65

Adkins, Kevin	C	1987
Black, Jordan	G/T	2003-06
Condon, Tom	G	1974-84
Devey, Jordan	G	2016-18
DiGiacomo, Curt	G	1988
Fada, Rob	G	1985
Gilliam, Jon	C	1961-67
Henry, Ricky	G	2013
Kauahi, Kani	C	1992
Knapp, Lindsay	G/T	1993-94
Lilja, Ryan	G	2010-12
Prudhomme, Remi	G	1968-69
Smith, Jeff	C/G	1996-99
Smith, Trey	G	2021
Taylor, Herb	T	2007-08
Threats, Jabbar	DE	2002
Washington, Tavares	G	2008
Winters, Frank	G/C	1990-91

66

Bishop, Sonny	G	1962
Blythe, Austin	OL	2021
Budde, Brad	G	1980-86
Diamond, Bill	G	1963
Doubiago, Dan	WR	1978
Frazier, Wayne	C	1966-67
Frey, Dick	DE	1960
Grubbs, Ben	G	2015
Harris, Darryl	G	2009
Hochstein, Russ	G	2012
Ingram, Johnathan	C	2004-05
McKenzie, Kahlil	OL	2018
Newson, Tony	LB	2002
Rasley, Rocky	G	1975
Riley, Victor	T	1998-01
Siglar, Ricky	T	1993-96, 1998
Stein, Bob	LB	1969-72
Wickert, Tom	G	1977

Player	Pos.	Years
#67		
Andersen, Jason	G/C	2002
Black, James	DE	1987
Bober, Chris	G/T	2004-07
Kilgore, Daniel	C	2020
Kubik, Brad	G	1998-99
Larpenter, Carl	G	1962
Murray, Jimmy	C	2018
Niang, Lucas	T	2021
Proby, Bryan	DT	1995
Ranglin, Rich	OL	2012
Richardson, Barry	T	2008-11
Seals, George	DT	1972-73
Stensrud, Mike	NT/DE	1988
Still, Art	DE	1978-87
Swoops, Patrick	NT	1991
Wilson, Mike	G	1975
Word, Mark	DE	1999

Player	Pos.	Years
#68		
Auer, Scott	G/T	1984-85
Bernhardt, Roger	G	1975
Harris, Ryan	T	2014
Maneri, Steve	T	2011
Morris, Michael	C	1989
Nunnery, R.B.	DT	1960
Person, Mike	OL	2016
Shields, Will	G	1993-06
Waldron, Dustin	T	2013
Walker, Wayne	K	1967
Witzmann, Bryan	G	2020

Player	Pos.	Years
#69		
Allen, Jared	DE	2004-07
Allotey, Victor	G	2001-02
Blackshear, Jeff	G	2000
Criswell, Jeff	T	1995-98
DeBernardi, Fred	DE	1974
Headrick, Sherrill	LB	1960-67
Lokey, Derek	DT	2008-09
Long, Kyle	OL	2021
McClain, Terrell	DT	2019
Meisner, Greg	DE	1989-90
Steinfeld, Al	C	1982
Watkins, Rokevicious	OL	2013

Player	Pos.	Years
#70		
Boone, Alfonso	DT	2007-08
Cannon, Mark	C	1989
DeVito, Mike	DE	2013-15
Farrier, Curt	DT	1963-65
Gales, Dion	DE/DT	2009
Kelly, Bobby	T	1967
Lathrop, Kit	DE	1986
McElroy, Reggie	T	1993
Mims, David	T	2011
Nelson, Mark	T	1987
Nicholson, Jim	T	1974-79
Osemele, Kelechi	G	2020
Rourke, Jim	G	1980-84, 1986
Sally, Jerome	NT	1988
Senat, Greg	OL	2019
Shields, Billy	T	1985
Smith, Dave	WR	1973
Smith, Sid	T	1970-72
Spears, Marcus	T	1997-03
Stone, Jack	T	1960
Wallace, Steve	T	1997
Wanogho, Prince Tega	OL	2021
Williams, Stephen	DT	2006
Witzman, Bryan	T	2016-17
Woodard, Ray	DE	1987

Player	Pos.	Years
#71		
Allen, Jeff	G/OL	2012-15
Barndt, Tom	DT/G	1996-99
Budde, Brad	G	1980-86
Budde, Ed	G	1963-76
Carnahan, Andrew	T	2008
Collins, Ray	DT	1960-61
Dohring, Tom	T	1992
Freeman, Eddie	DE	2002-03
Gaither, Jared	T	2011
Getz, Lee	G	1987
Kragen, Greg	DT	1994
Lindstrom, Dave	DE	1978-85
Magee, Alex	DE	2009-10
McCleary, Norris	DT	2000-01
Schwartz, Mitchell	T	2016-20
Svitek, Will	T	2005-07
Thorp, Don	DE	1988

Player	Pos.	Years
#72		
Alford, Darnell	T	2000-02
DiMidio, Tony	T	1966-67
Dorsey, Glenn	DE/DT	2008-12
Fisher, Eric	T	2013-20
Johnson, Stan	NT	1978
Lutz, David	G/T	1983-92
Maczuzak, John	DT	1964
Murphy, Montez	DE	2006
Oates, Brad	T	1980-81
Parks, Nate	T	1997
Parquet, Jeremy	T	2005
Rochester, Paul	DT	1960-63
Simons, Keith	DT	1976-77
Smith, Franky	T	1980
Smith, Khreem	DE	2007
Staysniak, Joe	G	1992
Villa, Danny	G	1993-96
Walton, Wayne	G/T	1973-74
Williams, Sammy	T	1999

Player	Pos.	Years
#73		
Allegretti, Nick	G	2019-21
Allen, Jeff	G	2018
Asamoah, Jon	G	2010-13
Dawson, Mike	NT	1984
Fulton, Zach	G/OL	2014-17
Harris, Michael	C/G	1989
Hill, Dave	T	1963-74
Jones, Adrian	G/T	2007-08
Jones, Willie	T	2000-02
Jozwiak, Brian	G	1986-88
Palmer, Gery	G	1975
Sandidge, Tim	DT	2006
Simmons, Bob	G	1977-83
Swanson, Pete	G/T	1998
Valerio, Joe	T	1991-95
Wolf, James	DT	1976

Player	Pos.	Years
#74		
Acker, Bill	NT/DE	1982, 1987
Cornelison, Jerry	T	1960-65
Estes, Lawrence	DE	1975-76
Fanaika, Paul	OL	2015
Graham, Derrick	T	1974-82
Hamilton, Justin	DL	2017-18
Holmes, Pat	DE	1973
Jenkins, Trezelle	T	1995-97
Keating, Tom	DT	1974-75
Koch, Pete	DE	1985-87
Linkenbach, Jeff	G	2014
Lloyd, Jeff	NT	1978
Mangiero, Dino	NT	1980-83

Player	Pos.	Years
Rankin, Martinas	T	2019-20
Schwartz, Geoff	G/T	2013
Smith, Wade	G/T	2008-09
Trosch, Gene	DE	1967-69
Turley, Kyle	T	2006-07
Wallace, Steve	T	1997
Williams, Brett	T	2003-04
Winston, Eric	T	2012

#75

Dalton, Lionel	DT	2004-06
Eatman, Irv	T	1986-90
Erving, Cam	OL	2017-19
Gardner, Ellis	T	1983
Granderson, Rufus	T	1960
Hicks, Sylvester	DE	1971-81
Johnson, Rishaw	T	2013
Jones, Willie	T	2000-02
Maddox, Bob	DE	1975-76
Mays, Jerry	DT/DE	1961-70
McCleary, Norris	DT	2000-01
McGlockton, Chester	DT	1998-00
McGlynn, Mike	G	2014
O'Callaghan, Ryan	T	2009-11
Peay, Francis	T	1973-74
Pitoitua, Ropati	DE	2012
Phillips, Joe	DT	1992-97
Reid, Jah	OL	2015-16
Remmers, Mike	OL	2021
Ross, Louis	DE	1975
Taylor, Herb	T	2007-08

#76

Albert, Branden	T	2008-13
Alt, John	T	1984-96
Drougas, Tom	T	1974
Duvernay-Tardif, Laurent	G	2014-19, 2021
Moorman, Mo	G	1968-72
Napier, Walter (Buffalo)	DT	1960-61
Rosdahl, Hatch	DE	1964-65
Tait, John	T	1999-03
Taylor, Roger	T	1981
Walters, Rod	G	1976, 1978-80
Welbourn, John	T	2004-07

#77

Baldinger, Rich	T	1983-92
Barnes, T.J.	DL	2016
Catapano, Mike	DE	2013-14
Getty, Charlie	T	1974-82
Gregg, Kelly	DL	2011
Hawkins, Donald	OL	2017
McDaniels, Pellom	DE	1993-98
McIntosh, Damion	T	2007-08
Roaf, Willie	T	2002-05
Rogers, Steve	T	1987
Tyrer, Jim	T	1961-73
Wylie, Andrew	G	2018-21

#78 - Retired

Bell, Bobby	LB	1963-74
Lee, Willie	DT	1976-77

#79

Allen, Jeff	OL	2019
Broughton, Cortez	DT	2021
Brown, Larry	T	1978-79
Diamond, Charlie	T	1960-63
Dotson, Alphonse	DT	1965
Downing, Eric	DT	2001-03
Durant, Yasir	OL	2020
Ehinger, Parker	OL	2016-17
Gagner, Larry	G	1972

Player	Pos.	Years
Goff, Mike	G	2009
Hoppock, Doug	T	1987
Matusak, John	DT	1974-75
Meyers, Jerry	DE	1980
Prater, Dean	DE	1982-83
Sampson, Kevin	T	2004-06
Stephenson, Donald	T/OL	2012-15
Szott, Dave	G	1990-00

#80

Barnes, Lew	WR	1989
Boss, Kevin	TE	2012
Cannon, Billy	TE	1970
Carolan, Reg	E	1964-68
Chesson, Jehu	WR	2017
Craig, Reggie	WR	1975-76
Davis, Felton	WR	2019
Dawson, Lake	WR	1994-97
Dirden, Johnny	WR	1979
Dorsey, Larry	WR	1978
Fasano, Anthony	TE	2013-14
Garcia, Bubba	WR	1980
Hamilton, Andy	WR	1973-74
Jones, Fred	WR	1990-93
Keel, Mark	TE	1987
Koss, Stein	TE	1987
Morton, Johnnie	WR	2002-04
Murphy, James	WR	1981
O'Shaughnessy, James	TE	2015-16
Parker, Larry	WR	1999-01
Romeo, Tony	E	1961
Shorthose, George	WR	1985
Tate, Willy	TE	1998
Wade, Bobby	WR	2009
Weathers, Clarence	WR	1989
Webb, Jeff	WR	2006-08
Williams, Mike	RB/TE	1979-81

#81

Allan, Michael	TE	2007
Avant, Jason	WR	2014-15
Bell, Blake	TE	2019, 2020
Benjamin, Kelvin	WR	2018
Boydston, Max	E	1960-61
Brooker, Tommy	E/K	1962-66
Colbert, Darrell	WR	1987-88
Darling, Devard	WR	2008-09
Gordon, Richard	TE	2013
Hannon, Chris	WR	2006
Hargain, Tony	WR	1992
Hines, Jimmy	E	1970
Horn, Chris	WR	2003-05
Jackson, Curtis	WR	2002-03
Jones, Hasson	WR	1993
Jones, Rod	TE	1987-88
Lockett, Kevin	WR	1997-00
McCarty, Mickey	TE	1969
Minnis, Marvin	WR	2001-02
Moeaki, Tony	TE	2010-13
Penn, Chris	WR	1994-96
Scott, Willie	TE	1972-73
Thomas, Robb	WR	1989-91
Upshaw, Marvin	DE	1970-75

#82

Alexander, Derrick	WR	1998-01
Barnes, Charley	E	1961
Barnett, Tim	WR	1991-93
Bowe, Dwayne	WR	2007-14
Butler, Gary	TE	1973
Charles, Orson	TE	2017
Ellis, Alex	TE	2018
Fountain, Daurice	WR	2021
Hall, Dante	RB/WR	2000-06
Hancock, Anthony	WR	1982-86

Player	Pos.	Years
Keelar, Bill	WR	1978
Lothamer, Ed	DT	1964-69, 1971-72
Miller, Bill	E	1962
Parker, Brian	TE	2015
Rucker, Martin	TE	2012
Taylor, Kitrick	WR	1988
Walker, Derrick	TE	1994-97
Whitaker, Danta	TE	1990
Yelder, Deon	TE	2018-20

83

Blakely, Robert	WR	1982
Bradley, Mark	WR	2008-09
Brunson, Larry	WR	1974-77
Frazier, Willie	TE	1971-72
Gammon, Kendall	TE	2000-06
Gauntly, Steve	WR	1979
Gray, Noah	TE	2021
Harvey, Marvin	TE	1981
Hughes, Danan	WR	1993-98
Johnson, Lonnie	TE	1999
McRae, Jerrold	WR	1978
Paige, Stephone	WR	1983-91
Rucker, Martin	TE	2012
Seals-Jones, Ricky	TE	2020
Sippio, Bobby	WR	2007
Smith, Michael	WR	1992
Trahan, John	WR	1987
Urban, Jerheme	WR	2010-11

84

Arbanas, Fred	TE	1961-70
Bergey, Bruce	TE	1971
Briggs, Bob	DE	1974
Chambers, Chris	WR	2009-10
Coffman, Paul	TE	1986-87
Colbert, Keary	WR	2011
Davis, Willie	WR	1991-95
Dixon, Al	TE	1979-82
Engram, Bobby	WR	2009
Estell, Richard	WR	1987
Foschi, John Paul	TE	2008
Harris, Demetrius	TE	2014-18
Holston, Mike	WR	1985
Horn, Joe	WR	1996-99
Little, Dave	TE	1984
Masters, Billy	TE	1975-76
McGrath, Sean	TE	2013
Morris, Sylvester	WR	2000-03
Newsome, Jamar	WR	2012
Thomas, De'Anthony	WR	2019
Wade, Charlie	WR	1977
Ward, LaShaun	WR	2003
Williams, Chad	WR	2021
Wilson, Kris	TE/FB	2004-07
Worthen, Naz	WR	1989-90

85

Bailey, Victor	WR	1995-96
Beckman, Ed	TE	1977-84
Bernet, Ed	E	1960
Boerigter, Marc	WR	2002-05
Drummond, Eddie	WR	2007
Franklin, Will	WR	2008
Gardner, Rod	WR	2006
Hayes, Jonathon	TE	1985-93
Hammond Jr., Frankie	WR	2014-15
Hull, Bill	DE	1962
Hurston, Chuck	DE	1965-70
Jacoby, Mitch	TE	1999
Johnson, Dick	E	1963
Johnson, Reggie	TE	1996
Kemp, Marcus	WR	2020-21
Martin, Eric	WR	1994
Nash, Kenny	WR	1987

Player	Pos.	Years
O'Connell, Jake	TE	2009-12
Pearson, Barry	WR	1974-76
Perriman, Brett	WR	1997
Pupunu, Alfred	TE	1997
Ricks, Mikhael	WR/TE	2000-01
Roche, Brian	TE	1998
Slaughter, Webster	WR	1995
Young, Michael	WR	1994

86 - Retired

Brown, Eric	WR	1987
Buchanan, Buck	DT	1963-75
Butler, Gerald	WR	1977
Davis, Dick	DE	1962
Harry, Emile	WR	1986-92
Miller, Paul	DE	1960-61
Samuels, Tony	TE	1977-80
Smith, J.T.	WR	1978-84

87

Arnold, Walt	TE	1984-87
Bartrum, Mike	TE	1993
Branch, Mel	E	1960-65
Brown, Aaron	DE	1966-72
Cottam, Brad	TE	2008-10
Drayton, Troy	TE	2000
Dyal, Mike	TE	1992-93
Greene, Tracy	TE	1994
Kelce, Travis	TE	2013-21
Kennison, Eddie	WR	2001-07
Lohmeyer, John	DE	1973, 1975-77
Maneri, Steve	TE	2012
Montagne, Dave	WR	1987
Roberts, Alfredo	TE	1988-90
Rome, Stan	WR	1979-82
Sadowski, Troy	TE	1991
Strada, John	TE	1974
Thomas, Chris	WR	2001
Vanover, Tamarick	WR	1995-99
Wetzel, Ron	TE	1983

88

Bailey, Victor	WR	1995-96
Becht, Anthony	TE	2011
Birden, J.J.	WR	1990-94
Burford, Chris	E	1960-67
Carson, Carlos	WR	1980-89
Fortson, Jody	TE	2021
Gonzalez, Tony	TE	1997-08
Hemingway, Junior	WR	2012-14
Slaughter, Webster	WR	1995
Stroud, Morris	TE	1969-74
Travis, Ross	TE	2016-17
Walton, Riley	TE	1987
Wells, David	TE	2019
White, Walter	TE	1975-79

89

Baldwin, Jonathan	WR	2011-12
Bryant, Bob	E	1960
Cash, Keith	TE	1992-96
Dunn, Jason	TE	2000-07
Gordon, Richard	TE	2013-14
Hodges, Eric	WR	1987
Holohan, Pete	TE	1991
Jeralds, Luther	DE	1961
Mandley, Pete	WR	1989-90
Marshall, Henry	WR	1976-87
Rison, Andre	WR	1997-99
Ryan, Sean	TE	2009
Supernaw, Phillip	TE	2014
Taylor, Otis	WR	1965-75

Player	Pos.	Years
# 90		
Anderson, Curtis	DE	1979
Bair, Brandon	DL	2011
Dixon, Ronnie	DT	1998
Hamm, Bob	DE	1985
Martin, Steve	DT	2000
Mauga, Josh	LB	2014-16
McBride, Turk	LB/DE	2007-09
Ogbah, Emmanuel	DE	2019
Reed, Jarran	DT	2021
Sims, Ryan	DT	2002-06
Smith, Kenny	DT	2009
Smith, Neil	DE	1988-96
Smith, Shaun	DT	2010, 2012
Ward, Tim	DE	2020
Williams, Tyrone	DE/DT	2001
Wooden, Terry	LB	1997

# 91		
Baldinger, Gary	DE	1986-88
Clavelle, Shannon	DT	1997
Hali, Tamba	DE/LB	2006-17
Kremer, Ken	NT	1979-84
Mumphrey, Lloyd	DE	1987
Nnadi, Derrick	DT	2018-21
O'Neal, Leslie	DE	1998-99
Parten, Ty	DT	1997-98
Sands, Terdell	DT	2001
Scanlon, Rich	LB	2004-06
Truluck, R-Kal	DE	2002-03

# 92		
Downing, Eric	DT	2001-03
Gilberry, Wallace	DE	2008-11
Hall, Carlos	DE	2005
Harris, Bob	LB	1987
Kpassagnon, Tanoh	LB	2017-20
McCabe, Jerry	LB	1988
Mickell, Darren	DE	1992-95
Poe, Dontari	NT	2012-16
Reed, James	DT	2006-07
Stephens, Hal	DE	1985
Williams, Dan	DE	1997, 1999-01
Yakovonis, Ray	NT	1983

# 93		
Browning, John	DE/DT	1996-06
Dressel, Chris	TE	1989
Greenwood, Cory	LB	2010-12
Hardison, Dee	NT	1988
Holle, Eric	DE	1984-87
Ivie, Joey	DT	2019
Junkin, Mike	LB	1989
King, David	DT	2015-16
Thomas, Cam	DL	2017
Tyler, Tank	DT	2007-09

# 94		
Babin, Jason	DE	2008
Barrington, Sam	LB	2016
Charlton, Taco	DE	2020
Evans, Mike	DE	1992
Hicks, Kerry	DE/DT	1996-97
Hobgood-Chittick, Nate	DT	2001-02
Jackson, Tyson	DE	2009-13
Jenkins, Jarvis	DL	2016-18
McAlister, Ken	LB	1984-87
Nottage, Dexter	DE	1997
Siavii, Junior	DT	2004-05
Spann, Gary	LB	1988
Stedman, Troy	LB	1988
Suggs, Terrell	DE	2019
Traylor, Keith	DT	1995-96

Player	Pos.	Years
Vickerson, Kevin	DT	2014
# 95		
Case, Frank	DE	1981
Clark, Bruce	DE	1989
Edwards, Ron	DT	2006-10
Fazier, Randy	LB	1987
Jones, Chris	DL	2016-21
Long, Khari	DE	2005
Manuel, Sean	TE	1998
Martin, Josh	LB/DE	2013-14
Paine, Jeff	LB	1984-85
Perry, Michael Dean	DT	1997
Powe, Jerrell	DL	2011-12
Ransom, Derrick	DT	1998-02
Sims, Tom	NT	1991-91, 1996

# 96		
Beisel, Monty	LB/DE	2001-04, 2009
Howard, Jaye	DT/DL	2013-16
Jones, Fred	LB	1987
Logan, Bennie	DT	2017
Newton, Tim	DT	1993-94
Pearson, Aaron	LB	1986-88
Rucker, Keith	DT	1997
Studebaker, Andy	LB/DE	2008-12
Wilkerson, Jimmy	DE	2003-07
Williams, Tyrone	DE/DT	2000

# 97		
Bailey, Allen	DL	2011-18
Fox, Keyaron	LB	2004-07
Holloway, Tony	LB	1987
Johnson, Ken	DE	1987
Johnston, Brian	DE	2008
Newson, Tony	LB	2002
Okafor, Alex	DE	2019, 2021
Owens, Ritchie	DE	2001-02
Parten, Ty	DT	1997-00
Radecic, Scott	LB	1984-86
Reese, Allen	DT	2003
Saleaumua, Dan	DT	1989-96
Walters, Pierre	LB	2009

# 98		
Griffin, Leonard	DE	1986-93
Harris, Nate	LB	2007
Hicks, Eric	DE	1998-06
Miller, Roy	DT	2017
Square, Damion	DE	2014
Toribio, Anthony	DT	2010, 2012-13
Reyes, Kendall	DL	2016
Waldrop, Rob	DT	1994
Walker, John	DT	1987
Wharton, Tershawan	DT	2020-21
Williams, Nick	DL	2014-16
Williams, Xavier	DT	2018-19

# 99		
Bell, Kendrell	LB	2005-07
Bell, Mike	DE	1979-85, 1987-91
Booker, Vaughn	DE	1994-97
Clemons, Duane	DE	2000-02
Ellison, Atiyah	DE	2010
Gordon, Amon	DL	2011
Holland, Darius	DT	1998
Holliday, Vonnie	DE	2003-04
Jackson, T.J.	DT	2008
Jones, Edgar	LB	2012
Ladd, Ernie	DT	1967-68
Love, Kyle	DT	2013
Nunez-Roches, Rakeem	DL	2015-17
Powe, Jerrell	DT	2013
Saunders, Khalen	DT	2019-21

Simoneau, Mark	LB	2010
Walker, Vance	DT	2014
Young, Wilbur	DE	1971-77

PLAYERS WHO WORE MORE THAN ONE JERSEY

64, 74	Acker, Bill	NT/DE	1982, 1987
25, 27	Acker, Kenneth	CB	2016-17
71, 73, 79	Allen, Jeff	OL	2012-15, 2018, 2019
35, 50	Atkins, Larry	LB/S	1999-01
85, 88	Bailey, Victor	WR	1995-96
24, 21	Bartee, William	S	2000-06
21, 30	Bayless, Martin	S	1992-93, 1995-96
52, 56, 96	Beisel, Monty	DE/LB	2001-04, 2009
38, 22	Brown, Dee	RB	2005-06
66, 71	Budde, Brad	G	1980-86
51, 56	Bush, Lew	LB	2000-01
51, 59	Cadrez, Glenn	LB	2001-02
11, 84	Chambers, Chris	WR	2009-10
23, 30	Colclough, Ricardo	CB	2008-09
79, 92	Downing, Eric	DT	2001-03
20, 32	Draughn, Shaun	RB	2011-12
23, 29	Fuller, Kendall	CB/S	2018-19
43, 48	Gafford, Thomas	LS	2008-13
11, 18	Grbac, Elvis	QB	1997-00
46, 51	Grigsby, Boomer	FB/LB	2005-07
20, 82	Hall, Dante	RB/WR	2000-06
27, 29	Hill, Greg	RB	1994-97
14, 81	Jackson, Curtis	WR	2002-03
27, 34	Johnson, Larry	RB	2003-09
9, 11	Jones, Reggie	WR	1997, 2001
73, 75	Jones, Willie	T	2000-02
19, 85	Kemp, Marcus	WR	2017-20
51, 62	Linger, Adam	C	1983-86, 1988
71, 75	McCleary, Norris	DT	2000-01
66, 97	Newson, Tony	LB	2002
97, 57	Okafor, Alex	DE	2019-21
91, 97	Parten, Ty	DT	1997-00
95, 99	Powe, Jerrell	DT	2011-13
23, 30	Richardson, Mike	CB	2009-10
14, 11	Robinson, Demarcus	WR	2015-19
21, 45	Saxon, James	RB	1988-91
91, 55	Scanlon, Rich	LB	2004-06
66, 72	Siglar, Ricky	T	1993-96, 1998
85, 88	Slaughter, Webster	WR	1995
1, 46	Smith, Noland	WR	1967-69
21, 27	Smith, Sean	CB	2013-14
12, 13	Stanzi, Ricky	QB	2011-12
55, 56	Stills, Gary	LB/DE	2000-05
65, 75	Taylor, Herb	T	2007-08
24, 25, 32	Terry, Doug	S	1992-95
13, 84	Thomas, De'Anthony	WR	2014-19
25, 41	Tongue, Reggie	S	1996-99
40, 27	Walker, Bracy	S	1994, 1998-00
70, 74	Wallace, Steve	T	1997
32, 39	Ware, Spencer	RB	2015-18, 2019
29, 48	Washington, Brian	S	1995-96
20, 27	Washington, Donald	S/CB	2009-11
25, 23	Watts, Armani	S	2018-19
35, 30	West, Charcancrick	RB	2014-18
81, 88	White, Walter	TE	1975-79
66, 96	Wilkerson, Jimmy	DE	2003-07
22, 44	Williams, Harvey	RB	1991-93
46, 29	Williams, Robert	CB	1998-99
90, 96	Williams, Tyrone	DE/DT	2000-01
70, 68	Witzmann, Bryan	T	2016-17, 2020
21, 31	Woods, Jerome	S	1996-05

JERSEYS WORN BY JUST ONE PLAYER

16	Len Dawson	QB	1962-75
28	Abner Haynes	RB	1960-64

MOST FREQUENTLY ISSUED JERSEY

80	Worn by 27 different players	1961-2021
----	------------------------------	-----------



ALL-TIME ROSTER BY COLLEGES/UNIVERSITIES

Players listed on the Chiefs all-time roster have been produced by 294 different colleges and universities.

Abilene Christian	3	Florida State	18	Morehead State	1	Southern Miss	8
Air Force	1	Fresno State	5	Morgan State	2	Stanford	10
Akron	3	Frostburg State	1	Morris Brown	2	Stephen F. Austin	3
Alabama	20	Furman	2	Mt. San Antonio JC	1	SUNY - Cortland	1
Alabama A&M	2	Gardner-Webb	1	Murray State	1	Syracuse	7
Albany	2	Georgia	17	Nebraska	18	Tampa	3
Alcorn State	3	Georgia Southern	2	Nebraska - Omaha	2	Tarkio	1
Appalachian State	3	Georgia State	1	Nevada	3	Tarleton State	1
Arizona	9	Georgia Tech	9	New Hampshire	1	TCU	10
Arizona State	19	Graceland (Iowa)	1	New Mexico	3	Temple	6
Arkansas	12	Grambling	14	New Mexico State	3	Tennessee	14
Arkansas - Pine Bluff	4	Grand Valley State	2	Newberry	1	Tennessee - Chattanooga	1
Arkansas State	1	Hampton	2	Nicholls State	3	Tennessee State	14
Auburn	17	Hastings	1	North Alabama	1	Texas	23
Azusa Pacific	1	Hawaii	4	North Carolina	13	Texas - Arlington	1
Ball State	1	Heidelberg	1	North Carolina A&T	1	Texas A&M	12
Baylor	15	Henderson State	1	North Carolina Central	2	Texas A&M - Commerce	2
Bethune-Cookman	2	Holy Cross	4	North Carolina State	7	Texas A&M - Kingsville	4
Bishop College	1	Houston	12	North Dakota	1	Texas Southern	6
Boise State	2	Howard	3	North Dakota State	2	Texas State	1
Boston College	9	Howard Payne	1	North Texas	5	Texas Tech	11
Boston University	2	Humboldt State	2	Northeast Louisiana	2	Thiel College	1
Bowling Green	2	Idaho	3	Northern Arizona	3	Toledo	3
Brigham Young	10	Idaho State	3	Northern Colorado	2	Trinity	2
Buffalo	1	Illinois	8	Northern Illinois	2	Troy	3
Cal Poly San Luis Obispo	1	Illinois State	2	Northern Iowa	3	Truman State	1
Cal State Fullerton	4	Indiana	5	Northern Michigan	1	Tulane	5
Cal State Long Beach	1	Indiana (Pa.)	3	Northern State	1	Tulsa	4
Cal State Northridge	1	Iowa	19	Northwestern	6	Tusculum	1
California	13	Iowa State	6	Northwestern (La.) State	3	Tuskegee	1
California (Pa.)	2	Itawamba J.C.	1	Northwestern Louisiana	1	UAB	1
California Lutheran	1	Jackson State	5	Notre Dame	24	U.S. International	1
Cameron	1	Jacksonville State (Ala.)	2	NW Missouri St.	1	UCLA	18
Carson-Newman	2	James Madison	2	Ohio State	14	UNLV	3
Central Arkansas	2	Kansas	16	Ohio Wesleyan	1	USC	16
Central Connecticut State	1	Kansas State	18	Oklahoma	23	Utah	6
Central Florida	6	Kent State	2	Oklahoma State	11	Utah State	10
Central Michigan	3	Kentucky	4	Old Dominion	1	UTEP	5
Central Oklahoma	1	Knoxville	1	Oregon	16	Valdosta State	2
Central State (Ohio)	1	Lamar	1	Oregon State	15	Vanderbilt	5
Charleston Southern	1	Lehigh	1	Ouachita Baptist	1	Villanova	1
Chico State	1	Linfield	1	Pacific	1	Virginia Union	1
Cincinnati	10	LIU - Post	1	Pacific Lutheran	1	Virginia	10
Clark	1	Louisiana Lafayette	2	Palomar	1	Virginia Tech	4
Clemson	13	Louisiana State	27	Paul Quinn	1	Wagner	1
Coastal Carolina	1	Louisiana - Monroe	5	Penn State	19	Wake Forest	6
Colgate	3	Louisiana Tech	2	Pennsylvania	1	Washburn	1
Colorado	12	Louisville	5	Pittsburgh	16	Washington	11
Colorado State	2	Maine	2	Pittsburg State	1	Washington State	8
Colorado State - Pueblo	2	Marshall	4	Portland State	2	Weber State	1
Columbia (N.Y.)	1	Maryland	8	Prairie View	8	West Alabama	1
Concordia (Canada)	1	Massachusetts	1	Princeton	2	West Chester	2
Concordia (Minn.)	1	McGill	2	Purdue	13	West Georgia	1
Connecticut	2	McNeese State	2	Rhode Island	1	West Texas A&M	2
Cornell	1	Memphis	7	Rice	3	West Virginia	5
Culver-Stockton	1	Miami (Fla.)	20	Richmond	1	Western Carolina	1
Dartmouth	1	Miami (Ohio)	2	Rocky Mountain	1	Western Illinois	2
Dayton	1	Michigan	22	Rutgers	6	Western Kentucky	2
Delaware	1	Michigan State	16	Samford	1	Western Michigan	1
Delaware State	1	Mid-America Nazarene	1	Sam Houston	2	Western Oregon	1
Drake	1	Middle Tennessee State	5	San Diego State	8	Wheaton	1
Duke	3	Milton	1	San Francisco	1	Whitworth (WA)	1
East Carolina	2	Minnesota	9	San Jose State	15	William & Mary	1
East Stroudsburg State	1	Minnesota - Duluth	1	Santa Clara	2	William Jewell	1
Eastern Carolina	3	Mississippi	9	Shepherd	1	William Penn	1
Eastern Illinois	2	Mississippi Delta J.C.	1	South Carolina	9	Winston-Salem State	1
Eastern Kentucky	3	Mississippi State	10	South Carolina State	4	Wisconsin	4
Eastern Michigan	4	Mississippi Valley State	2	South Dakota State	2	Wisconsin - La Crosse	1
Elizabeth City State	2	Missouri	21	South Florida	3	Wisconsin - Milwaukee	1
Emporia State	2	Missouri S&T	1	Southeast Louisiana	1	Wyoming	1
Florida	13	Missouri State	1	Southeast Missouri	1	Yale	2
Florida A&M	4	Missouri Valley College	1	Southern	5	Youngstown State	1
Florida Atlantic	1	Monmouth (Ill.)	1	Southern Illinois	2		
Florida International	1	Montana State	2	SMU	15		




COLLEGES/UNIVERSITIES PRODUCING THE MOST CHIEFS PLAYERS

27	LSU	11	Oklahoma State, Texas Tech, Washington
24	Notre Dame	10	BYU, Cincinnati, Mississippi State, Stanford,
23	Oklahoma, Texas		TCU, Utah State, Virginia
22	Michigan	9	Arizona, Boston College, Georgia Tech, Minnesota,
21	Missouri		Mississippi, South Carolina
20	Alabama	8	Illinois, Maryland, Prairie View, San Diego State,
19	Arizona State, Miami (Fla.), Iowa, Penn State		Southern Miss, Washington State
18	Florida State, Kansas State, Nebraska, UCLA	7	Memphis, North Carolina State, Syracuse
17	Auburn, Georgia	6	Central Florida, Iowa State, Northwestern, Rutgers, Temple,
16	Kansas, Michigan State, Oregon, Pittsburgh, USC		Texas Southern, Utah, Wake Forest
15	Baylor, Oregon State, San Jose State, SMU	5	12 schools
14	Grambling, Ohio State, Tennessee, Tennessee State	4	13 schools
13	California, Clemson, Florida, North Carolina,	3	26 schools
	Purdue	2	55 schools
12	Arkansas, Colorado, Houston, Texas A&M	1	116 schools


ALL-TIME STARTING QUARTERBACKS




Patrick Mahomes
2018-21
50-13-0 (.794)



Steve Bono
1994-96
21-10 (.677)



Len Dawson
1962-75
94-56-8 (.620)




Steve DeBerg
1988-91
31-20-1 (.606)


YEAR-BY-YEAR RESULTS

Year	Quarterback	Record	Year	Quarterback	Record
1960	Cotton Davidson	8-6	1990	Steve DeBerg	11-5
1961	Cotton Davidson	5-7	1991	Steve DeBerg	10-5
	Randy Duncan	1-1		Mark Vlasic	0-1
1962	Len Dawson	11-3	1992	Dave Krieg	10-6
1963	Len Dawson	5-7-1	1993	Joe Montana	8-3
	Eddie Wilson	0-0-1		Dave Krieg	3-2
1964	Len Dawson	7-7	1994	Joe Montana	9-5
1965	Len Dawson	6-4-2		Steve Bono	0-2
	Pete Beathard	1-1	1995	Steve Bono	13-3
1966	Len Dawson	11-2-1	1996	Steve Bono	8-5
1967	Len Dawson	9-5		Rich Gannon	1-2
1968	Len Dawson	11-2	1997	Elvis Grbac	8-2
	Jacky Lee	1-0		Rich Gannon	5-1
1969	Len Dawson	5-2	1998	Elvis Grbac	2-4
	Jacky Lee	0-1		Rich Gannon	5-5
	Mike Livingston	6-0	1999	Elvis Grbac	9-7
1970	Len Dawson	6-5-2	2000	Elvis Grbac	7-8
	Mike Livingston	1-0		Warren Moon	0-1
1971	Len Dawson	9-3-1	2001	Trent Green	6-10
	Mike Livingston	1-0	2002	Trent Green	8-8
1972	Len Dawson	7-5	2003	Trent Green	13-3
	Mike Livingston	1-1	2004	Trent Green	7-9
1973	Len Dawson	3-2-1	2005	Trent Green	10-6
	Mike Livingston	4-3-1	2006	Trent Green	4-4
1974	Len Dawson	3-5		Damon Huard	5-3
	Mike Livingston	2-4	2007	Damon Huard	4-6
1975	Mike Livingston	4-3		Brodie Croyle	0-6
	Len Dawson	1-4	2008	Brodie Croyle	0-2
	Tony Adams	0-2		Damon Huard	1-2
1976	Mike Livingston	5-9		Tyler Thigpen	1-10
1977	Mike Livingston	1-10	2009	Matt Cassel	4-11
	Tony Adams	1-2		Brodie Croyle	0-1
1978	Mike Livingston	4-10	2010	Matt Cassel	10-5
	Tony Adams	0-2		Brodie Croyle	0-1
1979	Mike Livingston	1-3	2011	Matt Cassel	4-5
	Steve Fuller	6-6		Tyler Palko	1-3
1980	Steve Fuller	6-7		Kyle Orton	2-1
	Bill Kenney	2-1	2012	Matt Cassel	1-7
1981	Bill Kenney	8-5		Brady Quinn	1-7
	Steve Fuller	1-2	2013	Alex Smith	11-4
1982	Bill Kenney	3-3		Chase Daniel	0-1
	Steve Fuller	0-3	2014	Alex Smith	8-7
1983	Bill Kenney	6-10		Chase Daniel	1-0
1984	Bill Kenney	4-4	2015	Alex Smith	11-5
	Todd Blackledge	4-4	2016	Alex Smith	11-4
1985	Bill Kenney	3-7		Nick Foles	1-0
	Todd Blackledge	3-3	2017	Alex Smith	9-6
1986	Todd Blackledge	5-3		Patrick Mahomes	1-0
	Bill Kenney	5-3	2018	Patrick Mahomes	12-4
1987	Bill Kenney	3-5	2019	Patrick Mahomes	11-3
	Todd Blackledge	1-1		Matt Moore	1-1
	Frank Seurer	0-2	2020	Patrick Mahomes	14-1
	Matt Stevens*	0-2		Chad Henne	0-1
	Doug Hudson*	0-1	2021	Patrick Mahomes	12-5
1988	Steve DeBerg	4-6-1			
	Bill Kenney	0-5			
1989	Steve DeBerg	6-4			
	Ron Jaworski	1-2			
	Steve Pelluer	1-1-1			


*Denotes replacement player




Joe Montana
1993-94
17-8 (.680)



Alex Smith
2013-17
50-26 (.657)



Dave Krieg
1992-93
13-8 (.619)



Elvis Grbac
1997-00
26-21 (.553)



Rich Gannon
1995-98
11-8 (.579)

ALL-TIME CHIEFS STARTING QB RECORDS

REGULAR SEASON WINNING PERCENTAGE

	PLAYER	YEAR(S) STARTED	RECORD	WIN PCT.		PLAYER	YEAR(S) STARTED	RECORD	WIN PCT.
1.	Patrick Mahomes	2017-21	50-13	.794	20.	Damon Huard	2006-08	10-11	.476
2.	Joe Montana	1993-94	17-8	.680	21.	Matt Cassel	2009-12	19-28	.404
3.	Steve Bono	1994-96	21-10	.677	22.	Bill Kenney	1981-87	34-43	.442
4.	Kyle Orton	2011	2-1	.667	23.	Steve Fuller	1979-80	13-18	.419
5.	Alex Smith	2013-17	50-26	.657	24.	Mike Livingston	1969, 1973-78	30-43-1	.412
6.	Len Dawson	1962-75	94-56-8	.620	25.	Ron Jaworski	1989	1-2	.333
7.	Dave Krieg	1992-93	13-8	.619	26.	Tyler Palko	2011	1-3	.250
8.	Steve DeBerg	1988-91	31-20-1	.606	27.	Tony Adams	1975, 1977-78	1-6	.143
9.	Rich Gannon	1996-98	11-8	.579	28.	Brady Quinn	2012	1-7	.125
10.	Elvis Grbac	1997-00	26-21	.553	29.	Tyler Thigpen	2008	1-10	.091
11.	Trent Green	2001-06	48-40	.545	30t.	Doug Hudson*	1987	0-1	.000
12.	Todd Blackledge	1984-86	13-11	.542		Warren Moon	2000	0-1	.000
13t.	Pete Beathard	1965	1-1	.500		Mark Vlasic	1991	0-1	.000
	Cotton Davidson	1960-61	13-13	.500		Frank Seurer	1987	0-2	.000
	Chase Daniel	2013-14	1-1	.500		Matt Stevens*	1987	0-2	.000
	Randy Duncan	1961	1-1	.500		Brodie Croyle	2007-10	0-10	.000
	Jacky Lee	1968-69	1-1	.500					
	Steve Pelluer	1989	1-1-1	.500					
	Eddie Wilson	1963	0-0-1	.500					

*Denotes replacement player.

REGULAR SEASON WINNING PERCENTAGE AT GEHA FIELD AT ARROWHEAD

	PLAYER	YEARS STARTED	STARTS	RECORD	WIN PCT.
1.	Joe Montana	1993-94	12	10-2	.833
2.	Dave Krieg	1992-93	11	9-2	.818
3.	Steve Bono	1994-96	16	13-3	.813
4.	Patrick Mahomes	2017-21	30	24-6	.800
5.	Rich Gannon	1996-98	9	7-2	.778

*Minimum of five starts.

MOST REGULAR SEASON GAMES STARTED

	PLAYER	YEARS STARTED	STARTS	RECORD	WIN PCT.
1.	Len Dawson	1962-75	158	94-56-8	.620
2.	Trent Green	2001-06	88	48-40	.545
3.	Bill Kenney	1981-87	77	34-43	.442
4.	Alex Smith	2013-17	76	50-26	.657
5.	Mike Livingston	1969, 1973-78	75	31-43-1	.413

PLAYOFF RESULTS

	PLAYER	PLAYOFF SEASONS	STARTS	RECORD	WIN PCT.
1.	Patrick Mahomes	2018-21	11	8-3	.727
2.	Len Dawson	1962, 1966, 1968-69, 1971	8	5-3	.625
3.	Alex Smith	2013, 2015-17	5	1-4	.200
4.	Joe Montana	1993-94	4	2-2	.500
5.	Steve DeBerg	1990-91	3	1-2	.333
6.	Trent Green	2003, 2006	2	0-2	.000

GAME-BY-GAME STARTING QUARTERBACKS

1960 (8-6)

Date	Result	Opp.	Chiefs QB	Opp. QB
9/10	L	@ LAC	Davidson	Kemp
9/16	W	@ OAK	Davidson	Flores
9/25	W	LAC	Davidson	Kemp
10/2	L	NYT	Davidson	Dorrow
10/9	L	OAK	Davidson	Flores
10/16	L	@ HOU	Davidson	Blanda
10/30	W	@ DEN	Davidson	Tripucka
11/6	W	@ BUF	Davidson	Green
11/13	W	DEN	Davidson	Tripucka
11/18	L	@ BOS	Davidson	Songin
11/24	L	@ NYT	Davidson	Dorrow
12/4	W	HOU	Davidson	Lee
12/11	W	BOS	Davidson	Songin
12/18	W	BUF	Davidson	Lucas
	Home	Road	Neutral	Overall
Davidson	5-2	3-4	0-0	8-6

12/1	L	0-17	@ NYJ	Dawson	Wood
12/8	W	52-21	DEN	Dawson	Slaughter
12/14	W	35-3	BOS	Dawson	Parilli
12/22	W	48-0	NYJ	Dawson	Hall
		Home	Road	Neutral	Overall
Dawson		4-3	1-4-1	0-0	5-7-1
Wilson		0-0	0-0-1	0-0	0-0-1

1964 (7-7)

Date	Result	Opp.	Chiefs QB	Opp. QB	
9/13	L	@ BUF	Dawson	Kemp	
9/27	W	@ OAK	Dawson	Flores	
10/4	W	HOU	Dawson	Blanda	
10/11	L	@ DEN	Dawson	Lee	
10/18	L	BUF	Dawson	Kemp	
10/23	L	@ BOS	Dawson	Parilli	
11/1	W	DEN	Dawson	Slaughter	
11/8	W	OAK	Dawson	Davidson	
11/15	L	SD	Dawson	Hadl	
11/22	W	@ HOU	Dawson	Trull	
11/29	L	@ NYJ	Dawson	Wood	
12/6	L	BOS	Dawson	Parilli	
12/13	W	@ SD	Dawson	Rote	
12/20	W	NYJ	Dawson	Liske	
		Home	Road	Neutral	Overall
Dawson		4-3	3-4	0-0	7-7

1961 (11-3)

Date	Result	Opp.	Chiefs QB	Opp. QB
9/10	L	SD	Davidson	Kemp
9/24	W	@ OAK	Duncan	Flores
10/1	W	HOU	Davidson	Blanda
10/8	W	@ DEN	Davidson	Tripucka
10/15	L	@ BUF	Davidson	Reynolds
10/22	L	@ HOU	Davidson	Lee
10/29	L	BOS	Duncan	Parilli
11/3	L	@ BOS	Davidson	Songin
11/12	L	BUF	Davidson	Raab
11/19	L	@ SD	Davidson	Kemp
11/26	W	@ OAK	Davidson	Flores
12/3	L	@ NYT	Davidson	Dorrow
12/10	W	DEN	Davidson	Tripucka
12/17	W	NYT	Davidson	Dorrow
	Home	Road	Neutral	Overall
Davidson	4-2	1-5	0-0	5-7
Duncan	0-1	1-0	0-0	1-1

1965 (7-5-2)

Date	Result	Opp.	Chiefs QB	Opp. QB	
9/12	L	@ OAK	Dawson	Flores	
9/18	W	@ NYJ	Dawson	Taliaferro	
9/26	T	@ SD	Dawson	Hadl	
10/3	W	BOS	Dawson	Parilli	
10/10	W	@ DEN	Beathard	Slaughter	
10/17	L	BUF	Dawson	Kemp	
10/24	L	@ HOU	Beathard	Trull	
10/31	W	OAK	Dawson	Wood	
11/7	L	NYJ	Dawson	Taliaferro	
11/14	W	SD	Dawson	Hadl	
11/21	T	@ BOS	Dawson	Parilli	
11/28	W	HOU	Dawson	Blanda	
12/12	L	@ BUF	Dawson	Kemp	
12/19	W	DEN	Dawson	McCormick	
		Home	Road	Neutral	Overall
Dawson		5-2	1-2-2	0-0	6-4-2
Beathard		0-0	1-1	0-0	1-1

1962 (11-3)

Date	Result	Opp.	Chiefs QB	Opp. QB
9/8	W	BOS	Dawson	Parilli
9/23	W	@ OAK	Dawson	Davidson
9/30	W	BUF	Dawson	Dorrow
10/7	L	@ SD	Dawson	Wood
10/12	W	@ BOS	Dawson	Parilli
10/21	W	NYT	Dawson	Green
10/28	W	@ HOU	Dawson	Blanda
11/4	L	HOU	Dawson	Blanda
11/11	W	@ NYT	Dawson	Green
11/18	W	@ DEN	Dawson	Tripucka
11/25	W	OAK	Dawson	Davidson
12/2	L	@ BUF	Dawson	Kemp
12/9	W	DEN	Dawson	Tripucka
12/16	W	SD	Dawson	Hadl
	AFL Championship Game			
12/23	W	@ HOU	Dawson	Blanda
	Home	Road	Neutral	Overall
Dawson	6-1	5-2 (1-0)	0-0	11-3 (1-0)

1966(11-2-1)

Date	Result	Opp.	Chiefs QB	Opp. QB	
9/11	W	@ BUF	Dawson	Kemp	
9/18	W	@ OAK	Dawson	Davidson	
9/25	W	@ BOS	Dawson	Parilli	
10/2	L	BUF	Dawson	Kemp	
10/8	W	DEN	Dawson	McCormick	
10/16	L	OAK	Dawson	Flores	
10/23	W	@ DEN	Dawson	Choboian	
10/30	W	HOU	Dawson	Blanda	
11/6	W	SD	Dawson	Hadl	
11/13	W	MIA	Dawson	Wilson	
11/20	T	BOS	Dawson	Parilli	
11/27	W	@ NYJ	Dawson	Namath	
12/11	W	@ MIA	Dawson	Wood	
12/18	W	@ SD	Dawson	Hadl	
	AFL Championship Game				
1/1	W	@ BUF	Dawson	Kemp	
	Super Bowl I				
1/15	L	GB	Dawson	Starr	
		Home	Road	Neutral	Overall
Dawson		4-2-1	7-0 (1-0)	0-0 (0-1)	11-2-1 (1-1)

1963 (5-7-2)

Date	Result	Opp.	Chiefs QB	Opp. QB
9/7	W	@ DEN	Dawson	Tripucka
9/22	T	@ BUF	Dawson	Kemp
9/29	L	@ SD	Dawson	Rote
10/6	W	HOU	Dawson	Blanda
10/13	L	BUF	Dawson	Kemp
10/20	L	SD	Dawson	Rote
10/27	L	@ HOU	Dawson	Blanda
11/3	L	@ OAK	Dawson	Flores
11/8	L	OAK	Dawson	Flores
11/17	T	@ BOS	Wilson	Parilli

1967 (9-5)

Date	Result	Opp.	Chiefs QB	Opp. QB
9/9	W 25-20	@ HOU	Dawson	Lee
9/24	W 24-0	@ MIA	Dawson	Griese
10/1	L 21-23	@ OAK	Dawson	Lamonica
10/8	W 41-0	MIA	Dawson	Norton
10/15	L 31-45	@ SD	Dawson	Hadl
10/22	L 19-24	HOU	Dawson	Beathard
10/29	W 52-9	DEN	Dawson	Tensi
11/5	W 42-18	NYJ	Dawson	Namath
11/12	W 33-10	@ BOS	Dawson	Parilli
11/19	L 16-17	SD	Dawson	Hadl
11/23	L 22-44	OAK	Dawson	Lamonica
12/3	W 23-13	BUF	Dawson	Kemp
12/10	W 21-7	@ NYJ	Dawson	Namath
12/17	W 38-24	@ DEN	Dawson	Tensi
	Home	Road	Neutral	Overall
Dawson	4-3	5-2	0-0	9-5

1968 (12-2)

Date	Result	Opp.	Chiefs QB	Opp. QB
9/9	W 26-21	@ HOU	Dawson	Beathard
9/15	L 19-20	NYJ	Dawson	Namath
9/22	W 34-2	DEN	Dawson	LeClair
9/28	W 48-3	@ MIA	Dawson	Griese
10/5	W 18-7	@ BUF	Dawson	Darragh
10/13	W 13-3	CIN	Dawson	Stofa
10/20	W 24-10	OAK	Dawson	Lamonica
10/27	W 27-20	SD	Dawson	Hadl
11/3	L 21-38	@ OAK	Dawson	Lamonica
11/10	W 16-9	@ CIN	Lee	Wyche
11/17	W 31-17	BOS	Dawson	Sherman
11/28	W 24-10	HOU	Dawson	Beathard
12/8	W 40-3	@ SD	Dawson	Hadl
12/14	W 30-7	@ DEN	Dawson	Briscoe
	AFL Divisional Playoff Game			
12/22	L 6-41	@ OAK	Dawson	Lamonica
	Home	Road	Neutral	Overall
Dawson	6-1	6-1 (0-1)	0-0	12-2 (0-1)
Lee	0-0	1-0	0-0	1-0

1969 (11-3)

Date	Result	Opp.	Chiefs QB	Opp. QB
9/14	W 27-9	@ SD	Dawson	Hadl
9/21	W 31-0	@ BOS	Dawson	Taliaferro
9/28	L 19-24	@ CIN	Lee	Cook
10/5	W 26-13	@ DEN	Livingston	Tensi
10/12	W 24-0	HOU	Livingston	Beathard
10/19	W 17-10	MIA	Livingston	Griese
10/26	W 42-22	CIN	Livingston	Wyche
11/2	W 29-7	@ BUF	Livingston	Briscoe
11/9	W 27-3	SD	Dawson	Domres
11/16	W 34-16	@ NYJ	Dawson	Namath
11/23	L 24-27	OAK	Dawson	Lamonica
11/27	W 31-17	DEN	Dawson	Tensi
12/7	W 22-19	BUF	Livingston	Kemp
12/13	L 6-10	@ OAK	Dawson	Lamonica
	AFL Divisional Playoff Game			
12/20	W 13-6	@ NYJ	Dawson	Namath
	AFL Championship Game			
1/4	W 17-7	@ OAK	Dawson	Lamonica
	Super Bowl IV			
1/11	W 23-7	MIN	Dawson	Kapp
	Home	Road	Neutral	Overall
Dawson	2-1	3-1 (2-0)	0-0 (1-0)	5-2 (3-0)
Lee	0-0	0-1	0-0	0-1
Livingston	4-0	2-0	0-0	6-0

1970 (7-5-2)

Date	Result	Opp.	Chiefs QB	Opp. QB
9/20	L 10-27	@ MIN	Dawson	Cuozzo
9/28	W 44-24	@ BAL	Dawson	Unitas
10/4	L 13-26	@ DEN	Dawson	Liske
10/11	W 23-10	BOS	Livingston	Taliaferro
10/18	W 27-19	@ CIN	Dawson	Carter
10/25	L 16-27	DAL	Dawson	Morton

11/1	T 17-17	OAK	Dawson	Lamonica
11/8	W 24-9	HOU	Dawson	Johnson
11/15	W 31-14	@ PIT	Dawson	Hanratty
11/22	T 6-6	STL	Dawson	Hart
11/29	W 26-14	SD	Dawson	Hadl
12/6	W 16-0	DEN	Dawson	Pastrana
12/12	L 6-20	@ OAK	Dawson	Lamonica
12/20	L 13-31	@ SD	Dawson	Hadl
	Home	Road	Neutral	Overall
Dawson	3-1-2	3-4	0-0	6-5-2
Livingston	1-0	0-0	0-0	1-0

1971 (10-3-1)

Date	Result	Opp.	Chiefs QB	Opp. QB
9/19	L 14-21	@ SD	Dawson	Hadl
9/26	W 20-16	@ HOU	Dawson	Johnson
10/3	W 16-3	@ DEN	Dawson	Horn
10/10	W 31-10	SD	Dawson	Hadl
10/18	W 38-16	PIT	Dawson	Bradshaw
10/24	W 27-20	WAS	Dawson	Kilmer
10/31	T 20-20	@ OAK	Dawson	Lamonica
11/7	L 10-13	@ NYJ	Dawson	Davis
11/14	W 13-7	CLE	Dawson	Phipps
11/21	W 28-10	DEN	Dawson	Ramsey
11/25	L 21-32	@ DET	Dawson	Landry
12/6	W 26-17	@ SF	Dawson	Brodie
12/12	W 16-14	OAK	Dawson	Lamocina
12/19	W 22-9	BUF	Livingston	Shaw
	AFC Divisional Playoff Game			
12/25	L 24-27**	MIA	Dawson	Griese
	Home	Road	Neutral	Overall
Dawson	6-0 (0-1)	3-3-1	0-0	9-3-1 (0-1)
Livingston	1-0	0-0	0-0	1-0

1972 (8-6)

Date	Result	Opp.	Chiefs QB	Opp. QB
9/17	L 10-20	MIA	Dawson	Griese
9/25	W 20-17	@ NO	Dawson	Manning
10/1	W 45-24	@ DEN	Dawson	Ramsey
10/8	W 31-7	@ CLE	Livingston	Phipps
10/15	L 16-23	CIN	Livingston	Anderson
10/22	L 20-21	PHI	Dawson	Liske
10/29	W 26-14	@ SD	Dawson	Hadl
11/5	W 27-14	OAK	Dawson	Lamonica
11/12	L 7-16	@ PIT	Dawson	Bradshaw
11/19	L 17-27	SD	Dawson	Hadl
11/26	L 3-26	@ OAK	Dawson	Lamonica
12/3	W 24-21	DEN	Dawson	Johnson
12/10	W 24-10	BAL	Dawson	Domres
12/17	W 17-14	@ ATL	Dawson	Berry
	Home	Road	Neutral	Overall
Dawson	3-3	4-2	0-0	7-5
Livingston	0-1	1-0	0-0	1-1

1973 (7-5-2)

Date	Result	Opp.	Chiefs QB	Opp. QB
9/16	L 13-23	LAR	Livingston	Hadl
9/23	W 10-7	@ NE	Dawson	Plunkett
9/30	W 16-3	OAK	Dawson	Lamonica
10/7	W 16-14	DEN	Dawson	Johnson
10/14	T 10-10	@ GB	Dawson	Hunter
10/21	L 6-14	@ CIN	Dawson	Anderson
10/29	L 14-23	@ BUF	Dawson	Ferguson
11/4	W 19-0	@ SD	Livingston	Fouts
11/12	W 19-7	CHI	Livingston	Douglass
11/18	W 38-14	HOU	Livingston	Dickey
11/25	L 10-14	@ DEN	Livingston	Johnson
12/2	T 20-20	CLE	Livingston	Pitts
12/8	L 7-37	@ OAK	Livingston	Stabler
12/16	W 33-6	SD	Livingston	Fouts
	Home	Road	Neutral	Overall
Dawson	2-0	1-2-1	0-0	3-2-1
Livingston	3-1-1	1-2	0-0	4-3-1



1974 (5-9)

Date	Result	Opp.	Chiefs QB	Opp. QB	
9/15	W	24-16	NYJ	Dawson	Namath
9/22	L	7-27	@ OAK	Dawson	Stabler
9/29	W	17-7	@ HOU	Livingston	Dickey
10/6	L	14-17	DEN	Livingston	Johnson
10/13	L	24-34	PIT	Livingston	Gilliam
10/20	L	3-9	@ MIA	Livingston	Griese
10/27	W	24-14	@ SD	Livingston	Fouts
11/3	L	27-33	NYG	Livingston	Morton
11/10	L	7-14	SD	Dawson	Fouts
11/18	W	42-34	@ DEN	Dawson	Johnson
11/24	L	6-33	@ CIN	Dawson	Anderson
12/1	W	17-13	@ STL	Dawson	Hart
12/8	L	6-7	OAK	Dawson	Lawrence
12/14	L	15-35	MIN	Dawson	Tarkenton
	Home	Road	Neutral	Overall	
Dawson	1-3	2-2	0-0	3-5	
Livingston	0-3	2-1	0-0	2-4	

1975 (5-9)

Date	Result	Opp.	Chiefs QB	Opp. QB	
9/21	L	33-37	@ DEN	Livingston	Johnson
9/28	L	24-30	NYJ	Dawson	Namath
10/5	L	3-20	SF	Dawson	Snead
10/12	W	42-10	OAK	Livingston	Stabler
10/19	W	12-10	@ SD	Livingston	Fouts
10/26	W	26-13	DEN	Livingston	Johnson
11/2	L	13-17	HOU	Livingston	Pastorini
11/10	W	34-31	@ DAL	Livingston	Staubach
11/16	L	3-28	@ PIT	Livingston	Bradshaw
11/23	W	24-21*	DET	Dawson	Reed
11/30	L	14-28	@ BAL	Dawson	Jones
12/7	L	20-28	SD	Dawson	Fouts
12/14	L	14-20	@ CLE	Adams	Phipps
12/21	L	20-28	@ OAK	Adams	Stabler
	Home	Road	Neutral	Overall	
Livingston	2-1	2-2	0-0	4-3	
Dawson	1-3	0-1	0-0	1-4	
Adams	0-0	0-2	0-0	0-2	

1976 (5-9)

Date	Result	Opp.	Chiefs QB	Opp. QB	
9/12	L	16-30	SD	Livingston	Fouts
9/20	L	21-24	OAK	Livingston	Stabler
9/26	L	17-27	NO	Livingston	Scott
10/3	L	17-50	@ BUF	Livingston	Ferguson
10/10	W	33-30	@ WAS	Livingston	Theismann
10/17	W	20-17*	@ MIA	Livingston	Griese
10/24	L	26-35	DEN	Livingston	Ramsey
10/31	W	28-19	@ TB	Livingston	Spurrier
11/7	L	0-45	PIT	Livingston	Bradshaw
11/14	L	10-21	@ OAK	Livingston	Stabler
11/21	L	24-27	CIN	Livingston	Anderson
11/28	W	23-20	@ SD	Livingston	Fouts
12/5	L	16-17	@ DEN	Livingston	Penrose
12/12	W	39-14	CLE	Livingston	Sipe
	Home	Road	Neutral	Overall	
Livingston	1-6	4-3	0-0	5-9	

1977 (2-12)

Date	Result	Opp.	Chiefs QB	Opp. QB	
9/18	L	17-21	@ NE	Livingston	Grogan
9/25	L	7-23	SD	Livingston	Harris
10/3	L	28-37	OAK	Livingston	Stabler
10/9	L	7-23	@ DEN	Livingston	Morton
10/16	L	6-17	BAL	Livingston	Jones
10/23	W	21-16	@ SD	Adams	Harris
10/30	L	7-44	@ CLE	Adams	Sipe
11/6	W	20-10	GB	Livingston	Dickey
11/13	L	27-28	@ CHI	Livingston	Avellini
11/20	L	7-14	DEN	Livingston	Morton
11/27	L	20-34	@ HOU	Livingston	Pastorini
12/4	L	7-27	CIN	Livingston	Anderson
12/11	L	31-34	SEA	Livingston	Zorn
12/18	L	20-21	@ OAK	Adams	Rae

	Home	Road	Neutral	Overall
Livingston	1-6	0-4	0-0	1-10
Adams	0-0	1-2	0-0	1-2

1978 (4-12)

Date	Result	Opp.	Chiefs QB	Opp. QB	
9/3	W	24-23	@ CIN	Livingston	Reaves
9/10	L	17-20	HOU	Livingston	Pastorini
9/17	L	10-26	@ NYG	Livingston	Pisarcik
9/24	L	17-23*	DEN	Livingston	Morton
10/1	L	13-28	@ BUF	Livingston	Ferguson
10/8	L	13-30	TB	Adams	Williams
10/15	L	6-28	@ OAK	Adams	Stabler
10/22	W	17-3	CLE	Livingston	Sipe
10/29	L	24-27	@ PIT	Livingston	Bradshaw
11/5	L	10-20	OAK	Livingston	Stabler
11/12	L	23-29*	@ SD	Livingston	Fouts
11/19	L	10-13	SEA	Livingston	Zorn
11/26	W	23-0	SD	Livingston	Harris
12/3	W	14-10	BUF	Livingston	Ferguson
12/10	L	3-24	@ DEN	Livingston	Morton
12/17	L	19-23	@ SEA	Livingston	Zorn
	Home	Road	Neutral	Overall	
Livingston	3-4	1-6	0-0	4-10	
Adams	0-1	0-1	0-0	0-2	

1979 (7-9)

Date	Result	Opp.	Chiefs QB	Opp. QB	
9/2	W	14-0	BAL	Livingston	Jones
9/9	L	24-27	CLE	Livingston	Sipe
9/16	L	6-20	@ HOU	Fuller	Nielsen
9/23	W	35-7	OAK	Fuller	Stabler
9/30	W	24-6	@ SEA	Fuller	Zorn
10/7	W	10-7	@ CIN	Fuller	Anderson
10/14	L	10-24	DEN	Fuller	Morton
10/21	L	17-21	NYG	Livingston	Simms
10/28	L	3-20	@ DEN	Livingston	Morton
11/4	L	14-20	SD	Fuller	Fouts
11/11	L	3-30	PIT	Fuller	Bradshaw
11/18	W	24-21	@ OAK	Fuller	Stabler
11/25	L	7-28	@ SD	Fuller	Fouts
12/2	W	37-21	SEA	Fuller	Zorn
12/9	W	10-7	@ BAL	Fuller	Landry
12/16	L	0-3	@ TB	Fuller	Williams
	Home	Road	Neutral	Overall	
Livingston	1-2	0-1	0-0	1-3	
Fuller	2-3	4-3	0-0	6-6	

1980 (8-8)

Date	Result	Opp.	Chiefs QB	Opp. QB	
9/7	L	14-27	OAK	Fuller	Pastorini
9/14	L	16-17	SEA	Fuller	Zorn
9/21	L	13-20	@ CLE	Fuller	Sipe
9/28	L	7-24	SD	Fuller	Fouts
10/5	W	31-17	@ OAK	Fuller	Pastorini
10/12	W	21-20	HOU	Fuller	Stabler
10/19	W	23-17	@ DEN	Fuller	Morton
10/26	W	20-17	DET	Fuller	Danielson
11/2	L	24-31	BAL	Fuller	Jones
11/9	W	31-30	@ SEA	Fuller	Zorn
11/16	L	7-20	@ SD	Fuller	Fouts
11/23	W	21-13	@ STL	Fuller	Hart
11/30	L	6-20	CIN	Fuller	Anderson
12/7	W	31-14	DEN	Kenney	Morton
12/14	L	16-21	@ PIT	Kenney	Bradshaw
12/21	W	38-28	@ BAL	Kenney	Jones
	Home	Road	Neutral	Overall	
Fuller	2-5	4-2	0-0	6-7	
Kenney	1-0	1-1	0-0	2-1	

1981 (9-7)

Date	Result	Opp.	Chiefs QB	Opp. QB	
9/6	W	37-33	@ PIT	Kenney	Bradshaw
9/13	W	19-10	TB	Kenney	Williams
9/20	L	31-42	SD	Kenney	Fouts
9/27	W	20-14	@ SEA	Kenney	Zorn



10/4	L	17-33	@ NE	Kenney	Cavanaugh
10/11	W	27-0	OAK	Kenney	Plunkett
10/18	W	28-14	DEN	Kenney	Morton
10/25	W	28-17	@ OAK	Kenney	Wilson
11/1	L	20-22	@ SD	Kenney	Fouts
11/8	L	13-16*	CHI	Kenney	Evans
11/15	W	23-10	HOU	Kenney	Reaves
11/22	W	40-13	SEA	Kenney	Zorn
11/26	L	10-27	@ DET	Kenney	Hipple
12/6	L	13-6	@ DEN	Fuller	Morton
12/13	L	7-17	MIA	Fuller	Woodley
12/20	W	10-6	@ MIN	Fuller	Kramer
		Home	Road	Neutral	Overall
Kenney		5-2	3-3	0-0	8-5
Fuller		0-1	1-1	0-0	1-2

1982 (3-6)

Date	Result	Opp.	Chiefs QB	Opp. QB	
9/12	L	9-14	@ BUF	Kenney	Ferguson
9/19	W	19-12	SD	Kenney	Fouts
11/21	L	17-27	@ NO	Kenney	Stabler
11/28	L	14-20	@ LAR	Fuller	Jones
12/5	L	14-35	@ PIT	Fuller	Bradshaw
12/12	L	16-21	OAK	Fuller	Plunkett
12/19	W	37-16	@ DEN	Kenney	DeBerg
12/26	L	13-26	SF	Kenney	Montana
1/2	W	37-13	NYJ	Kenney	Todd
		Home	Road	Neutral	Overall
Kenney		2-1	1-2	0-0	3-3
Fuller		0-1	0-2	0-0	0-3

1983 (6-10)

Date	Result	Opp.	Chiefs QB	Opp. QB	
9/4	W	17-13	SEA	Kenney	Zorn
9/12	L	14-17	SD	Kenney	Fouts
9/18	L	12-27	@ WAS	Kenney	Theismann
9/25	L	6-14	@ MIA	Kenney	Woodley
10/2	W	38-14	STL	Kenney	Hart
10/9	L	20-21	@ RAI	Kenney	Plunkett
10/16	W	38-17	NYG	Kenney	Brunner
10/23	W	13-10*	@ HOU	Kenney	Nielsen
10/30	L	24-27	@ DEN	Kenney	DeBerg
11/6	L	20-28	RAI	Kenney	Wilson
11/13	W	20-15	CIN	Kenney	Anderson
11/20	L	21-41	@ DAL	Kenney	White
11/27	L	48-51*	@ SEA	Kenney	Krieg
12/4	L	9-14	BUF	Kenney	Ferguson
12/11	L	38-41	@ SD	Kenney	Fouts
12/18	W	48-17	DEN	Kenney	Elway
		Home	Road	Neutral	Overall
Kenney		5-3	1-7	0-0	6-10

1984 (8-8)

Date	Result	Opp.	Chiefs QB	Opp. QB	
9/2	W	37-27	@ PIT	Blackledge	Woodley
9/9	W	27-22	@ CIN	Blackledge	Anderson
9/16	L	20-22	RAI	Blackledge	Plunkett
9/23	L	0-21	@ DEN	Blackledge	Elway
9/30	W	10-6	CLE	Blackledge	McDonald
10/7	L	16-17	NYJ	Blackledge	Ryan
10/14	W	31-13	SD	Blackledge	Fouts
10/21	L	7-28	@ NYJ	Kenney	Ryan
10/28	W	24-20	TB	Kenney	DeBerg
11/4	L	0-45	@ SEA	Kenney	Krieg
11/11	L	16-17	HOU	Blackledge	Moon
11/18	L	7-17	@ RAI	Kenney	Wilson
11/25	L	27-28	@ NYG	Kenney	Simms
12/2	W	16-13	DEN	Kenney	Elway
12/9	W	34-7	SEA	Kenney	Krieg
12/16	W	42-21	@ SD	Kenney	Luther
		Home	Road	Neutral	Overall
Kenney		3-0	1-4	0-0	4-4
Blackledge		2-3	2-1	0-0	4-4

1985 (6-10)

Date	Result	Opp.	Chiefs QB	Opp. QB	
9/8	W	47-27	@ NO	Kenney	Wilson
9/12	W	36-20	RAI	Kenney	Plunkett
9/22	L	0-31	@ MIA	Kenney	Marino
9/29	W	28-7	SEA	Kenney	Krieg
10/6	L	10-19	@ RAI	Kenney	Wilson
10/13	L	20-31	@ SD	Kenney	Herrmann
10/20	L	0-16	RAMS	Blackledge	Brock
10/27	L	10-30	DEN	Kenney	Elway
11/3	L	20-23	@ HOU	Kenney	Moon
11/10	L	28-36	PIT	Kenney	Woodley
11/17	L	3-31	@ SF	Kenney	Montana
11/24	W	20-7	IND	Blackledge	Koffler
12/1	L	6-24	@ SEA	Blackledge	Krieg
12/8	W	38-10	ATL	Blackledge	Archer
12/14	L	13-14	@ DEN	Blackledge	Elway
12/22	W	38-34	SD	Blackledge	Herrmann
		Home	Road	Neutral	Overall
Kenney		2-2	1-5	0-0	3-7
Blackledge		3-1	0-2	0-0	3-3

1986 (10-6)

Date	Result	Opp.	Chiefs QB	Opp. QB	
9/7	W	24-14	CIN	Blackledge	Esiason
9/14	L	17-23	@ SEA	Blackledge	Krieg
9/21	W	27-13	HOU	Blackledge	Moon
9/28	W	20-17	@ BUF	Blackledge	Kelly
10/5	L	17-24	RAI	Blackledge	Wilson
10/12	L	7-20	@ CLE	Blackledge	Kosar
10/19	W	42-41	SD	Blackledge	Fouts
10/26	W	27-20	TB	Kenney	Young
11/2	W	24-23	@ SD	Kenney	Flick
11/9	W	27-7	SEA	Kenney	Gilbert
11/16	L	17-38	@ DEN	Kenney	Elway
11/23	L	14-23	@ STL	Kenney	Lomax
11/30	L	14-17	BUF	Kenney	Kelly
12/7	W	37-10	DEN	Blackledge	Elway
12/14	W	20-17	@ RAI	Kenney	Plunkett
12/21	W	24-19	@ PIT	Kenney	Malone
		AFC Wild Card Playoff Game			
12/28	L	15-35	@ NYJ	Blackledge	Ryan
		Home	Road	Neutral	Overall
Blackledge		4-1	1-2 (0-1)	0-0	5-3 (0-1)
Kenney		2-1	3-2	0-0	5-3

1987 (4-11)

Date	Result	Opp.	Chiefs QB	Opp. QB	
9/13	W	20-13	SD	Blackledge	Fouts
9/20	L	14-43	@ SEA	Blackledge	Krieg
10/4	L	17-35#	@ RAI	Stevens	Evans
10/11	L	0-42#	@ MIA	Stevens	Mackey
10/18	L	17-26#	DEN	Hudson	Karcher
10/25	L	21-42	@ SD	Kenney	Fouts
11/1	L	28-31	@ CHI	Kenney	McMahon
11/8	L	16-17	PIT	Kenney	Malone
11/15	L	9-16	NYJ	Seurer	O'Brien
11/22	L	3-23	GB	Seurer	Majkowski
11/26	W	27-20	@ DET	Kenney	Long
12/6	L	27-30*	@ CIN	Kenney	Esiason
12/13	W	16-10	RAI	Kenney	Wilson
12/19	L	17-20	@ DEN	Kenney	Elway
12/27	W	41-20	SEA	Kenney	Krieg
		Home	Road	Neutral	Overall
Kenney		2-1	1-4	0-0	3-5
Blackledge		1-0	0-1	0-0	1-1
Seurer		0-2	0-0	0-0	0-2
Stevens		0-0	0-2	0-0	0-2#
Hudson		0-1	0-0	0-0	0-1#

1988 (4-11-1)

Date	Result	Opp.	Chiefs QB	Opp. QB	
9/4	L	3-6	CLE	Kenney	Kosar
9/11	L	10-31	@ SEA	Kenney	Krieg
9/18	W	20-13	DEN	DeBerg	Elway
9/25	L	23-24	SD	DeBerg	Laufenberg



10/2	T	17-17*	@ NYJ	DeBerg	O'Brien
10/9	L	6-7	@ HOU	DeBerg	Carlson
10/16	L	17-27	RAI	DeBerg	Schroeder
10/23	L	6-7	DET	Kenney	Hilger
10/30	L	10-17	@ RAI	Kenney	Beuerlein
11/6	L	11-17	@ DEN	Kenney	Elway
11/13	W	31-28	CIN	DeBerg	Esiason
11/20	W	27-24	SEA	DeBerg	Krieg
11/27	L	10-16	@ PIT	DeBerg	Brister
12/4	W	38-34	NYJ	DeBerg	Ryan
12/11	L	12-28	@ NYG	DeBerg	Simms
12/18	L	13-24	@ SD	DeBerg	Malone
		Home	Road	Neutral	Overall
DeBerg		4-2	0-4-1	0-0	4-6-1
Kenney		0-2	0-3	0-0	0-5

1989 (8-7-1)

Date	Result	Opp.	Chiefs QB	Opp. QB
9/10	L	20-34	@ DEN	DeBerg
9/17	W	24-19	RAI	DeBerg
9/24	L	6-21	@ SD	DeBerg
10/1	L	17-21	CIN	Jaworski
10/8	W	20-16	@ SEA	Jaworski
10/15	L	14-20	@ RAI	Jaworski
10/22	W	36-28	DAL	DeBerg
10/29	L	17-23	@ PIT	DeBerg
11/5	W	20-10	SEA	Pelluer
11/12	L	13-16	DEN	Pelluer
11/19	T	10-10*	@ CLE	Pelluer
11/26	W	34-0	HOU	DeBerg
12/3	W	26-21	MIA	DeBerg
12/10	W	21-3	@ GB	DeBerg
12/17	L	13-20	SD	DeBerg
12/24	W	27-24	@ MIA	DeBerg
		Home	Road	Neutral
DeBerg		4-1	2-3	0-0
Jaworski		0-1	1-1	0-0
Pelluer		1-1	0-0-1	0-0

1990 (11-5)

Date	Result	Opp.	Chiefs QB	Opp. QB
9/9	W	24-21	MIN	DeBerg
9/17	L	23-24	@ DEN	DeBerg
9/23	W	17-3	@ GB	DeBerg
9/30	W	34-0	CLE	DeBerg
10/7	L	19-23	@ IND	DeBerg
10/14	W	43-24	DET	DeBerg
10/21	L	7-19	@ SEA	DeBerg
11/4	W	9-7	RAI	DeBerg
11/11	L	16-17	SEA	DeBerg
11/18	W	27-10	SD	DeBerg
11/25	W	27-24	@ RAI	DeBerg
12/2	W	37-7	@ NE	DeBerg
12/9	W	31-20	DEN	DeBerg
12/16	L	10-27	HOU	DeBerg
12/23	W	24-21	@ SD	DeBerg
12/29	W	21-10	@ CHI	DeBerg
		AFC Wild Card Playoff Game		
1/5	L	16-17	@ MIA	DeBerg
		Home	Road	Neutral
DeBerg		6-2	5-3 (0-1)	0-0

1991 (10-6)

Date	Result	Opp.	Chiefs QB	Opp. QB
9/1	W	14-3	ATL	DeBerg
9/8	L	10-17	NO	DeBerg
9/16	L	7-17	@ HOU	DeBerg
9/22	W	20-12	SEA	DeBerg
9/29	W	14-13	@ SD	DeBerg
10/7	W	33-6	BUF	DeBerg
10/13	W	42-7	MIA	DeBerg
10/20	L	16-19	@ DEN	DeBerg
10/28	W	24-21	RAI	DeBerg
11/10	W	27-20	@ RAMS	DeBerg
11/17	L	20-24	DEN	DeBerg
11/24	L	15-20	@ CLE	DeBerg
12/1	W	19-6	@ SEA	DeBerg

12/8	W	20-17*	SD	DeBerg	Friesz
12/14	L	14-28	@ SF	Vlasic	Bono
12/22	W	27-21	@ RAI	DeBerg	Marinovich
		AFC Wild Card Playoff Game			
12/28	W	10-6	RAI	DeBerg	Marinovich
		AFC Divisional Playoff Game			
1/5	L	14-37	@ BUF	DeBerg	Kelly
		Home	Road	Neutral	Overall
DeBerg		6-2 (1-0)	4-3 (0-1)	0-0	10-5 (1-1)
Vlasic		0-0	0-1	0-0	0-1

1992 (10-6)

Date	Result	Opp.	Chiefs QB	Opp. QB
9/6	W	24-10	@ SD	Krieg
9/13	W	26-7	SEA	Krieg
9/20	L	20-23*	@ HOU	Krieg
9/28	W	27-7	RAI	Krieg
10/4	L	19-20	@ DEN	Krieg
10/11	W	24-17	PHI	Krieg
10/18	L	10-17	@ DAL	Krieg
10/25	L	3-27	PIT	Krieg
11/8	W	16-14	SD	Krieg
11/15	W	35-16	WAS	Krieg
11/22	W	24-14	@ SEA	Krieg
11/29	W	23-7	@ NYJ	Krieg
12/6	L	7-28	@ RAI	Krieg
12/13	W	27-20	NE	Krieg
12/19	L	21-35	@ NYG	Krieg
12/27	W	42-20	DEN	Krieg
		AFC Wild Card Playoff Game		
1/2	L	0-17	@ SD	Krieg
		Home	Road	Neutral
Krieg		7-1	3-5 (0-1)	0-0

1993 (11-5)

Date	Result	Opp.	Chiefs QB	Opp. QB
9/5	W	27-3	@ TB	Montana
9/12	L	0-30	@ HOU	Krieg
9/20	W	15-7	DEN	Montana
10/3	W	24-9	RAI	Montana
10/10	W	17-15	CIN	Krieg
10/17	W	17-14	@ SD	Montana
10/31	L	10-30	@ MIA	Montana
11/8	W	23-16	GB	Krieg
11/14	W	31-20	@ RAI	Krieg
11/21	L	17-19	CHI	Krieg
11/28	W	23-7	BUF	Montana
12/5	W	31-16	@ SEA	Montana
12/12	L	21-27	@ DEN	Montana
12/19	W	28-24	SD	Montana
12/26	L	10-30	@ MIN	Montana
1/2	W	34-24	SEA	Montana
		AFC Wild Card Playoff Game		
1/8	W	27-24*	PIT	Montana
		AFC Divisional Playoff Game		
1/16	W	28-20	@ HOU	Montana
		AFC Championship Game		
1/23	L	13-30	@ BUF	Montana
		Home	Road	Neutral
Montana		5-0 (1-0)	3-3 (1-1)	0-0
Krieg		2-1	1-1	0-0

1994 (9-7)

Date	Result	Opp.	Chiefs QB	Opp. QB
9/4	W	30-17	@ NO	Montana
9/11	W	24-17	SF	Montana
9/18	W	30-10	@ ATL	Montana
9/25	L	0-16	RAMS	Montana
10/9	L	6-20	@ SD	Montana
10/17	W	31-28	@ DEN	Montana
10/23	W	38-23	SEA	Montana
10/30	L	10-44	@ BUF	Montana
11/6	W	13-3	RAI	Montana
11/13	L	13-14	SD	Montana
11/20	W	20-13	CLE	Montana
11/27	L	9-10	@ SEA	Montana
12/4	L	17-20*	DEN	Bono



12/12	L	28-45	@ MIA	Bono	Marino
12/18	W	31-9	HOU	Montana	Tolliver
12/4	W	19-9	@ RAI	Montana	Hostetler
AFC Wild Card Playoff Game					
12/31	L	17-27	@ MIA	Montana	Marino
Montana		Home	Road	Neutral	Overall
Bono		5-2	4-3 (0-1)	0-0	9-5 (0-1)
		0-1	0-1	0-0	0-2

1995 (13-3)

Date	Result	Opp.	Chiefs QB	Opp. QB	
9/3	W	@ SEA	Bono	Mirer	
9/10	W	NYG	Bono	Brown	
9/17	W	OAK	Bono	Hostetler	
9/24	L	@ CLE	Bono	Testaverde	
10/1	W	@ ARZ	Bono	Krieg	
10/9	W	SD	Bono	Humphries	
10/15	W	NE	Bono	Bledsoe	
10/22	W	@ DEN	Bono	Elway	
11/5	W	WAS	Bono	Frerotte	
11/12	W	@ SD	Bono	Humphries	
11/19	W	HOU	Bono	Chandler	
11/23	L	@ DAL	Bono	Aikman	
12/3	W	@ OAK	Bono	Evans	
12/11	L	@ MIA	Bono	Marino	
12/17	W	DEN	Bono	Elway	
12/24	W	SEA	Bono	Friesz	
AFC Divisional Playoff Game					
1/7	L	IND	Bono	Harbaugh	
Bono		Home	Road	Neutral	Overall
		8-0 (0-1)	5-3	0-0	13-3 (0-1)

1996 (9-7)

Date	Result	Opp.	Chiefs QB	Opp. QB	
9/1	W	@ HOU	Bono	Chandler	
9/8	W	OAK	Bono	Robert	
9/15	W	@ SEA	Bono	Mirer	
9/22	W	DEN	Bono	Elway	
9/29	L	@ SD	Bono	Humphries	
10/7	L	PIT	Bono	Tomczak	
10/17	W	SEA	Bono	Friesz	
10/27	L	@ DEN	Bono	Elway	
11/3	W	@ MIN	Bono	Johnson	
11/10	W	GB	Bono	Favre	
11/17	W	CHI	Bono	Krieg	
11/24	L	SD	Bono	Humphries	
11/28	W	@ DET	Gannon	Mitchell	
12/9	L	@ OAK	Gannon	Hostetler	
12/15	L	IND	Gannon	Harbaugh	
12/22	L	@ BUF	Bono	Kelly	
Bono		Home	Road	Neutral	Overall
Gannon		5-2	3-3	0-0	8-5
		0-1	1-1	0-0	1-2

1997 (13-3)

Date	Result	Opp.	Chiefs QB	Opp. QB	
8/31	L	@ DEN	Grbac	Elway	
9/8	W	@ OAK	Grbac	George	
9/14	W	BUF	Grbac	Collins	
9/21	W	@ CAR	Grbac	Collins	
9/28	W	SEA	Grbac	Moon	
10/5	L	@ MIA	Grbac	Marino	
10/16	W	SD	Grbac	Humphries	
10/26	W	@ STL	Grbac	Banks	
11/3	W	PIT	Grbac	Stewart	
11/9	L	@ JAX	Gannon	Brunell	
11/16	W	DEN	Gannon	Elway	
11/23	W	@ SEA	Gannon	Moon	
11/30	W	SF	Gannon	Young	
12/7	W	OAK	Gannon	George	
12/14	W	@ SD	Gannon	Whelihan	
12/21	W	NO	Grbac	Hobert	
AFC Divisional Playoff Game					
1/4	L	DEN	Grbac	Elway	
Grbac		Home	Road	Neutral	Overall
Gannon		5-0 (0-1)	3-2	0-0	8-2 (0-1)
		3-0	2-1	0-0	5-1

1998 (7-9)

Date	Result	Opp.	Chiefs QB	Opp. QB	
9/6	W	OAK	Grbac	George	
9/13	L	@ JAX	Gannon	Brunell	
9/20	W	SD	Gannon	Leaf	
9/27	W	@ PHI	Gannon	Peete	
10/4	W	SEA	Gannon	Moon	
10/11	L	@ NE	Grbac	Bledsoe	
10/26	L	PIT	Grbac	Stewart	
11/1	L	NYJ	Grbac	Testaverde	
11/8	L	@ SEA	Grbac	Moon	
11/16	L	DEN	Gannon	Brister	
11/22	L	@ SD	Gannon	Whelihan	
11/29	W	ARZ	Gannon	Plummer	
12/6	L	@ DEN	Gannon	Elway	
12/13	W	DAL	Gannon	Aikman	
12/20	L	@ NYG	Gannon	Graham	
12/26	W	@ OAK	Grbac	Wilson	
		Home	Road	Neutral	Overall
Grbac		1-2	1-2	0-0	2-4
Gannon		4-1	1-4	0-0	5-5

1999 (9-7)

Date	Result	Opp.	Chiefs QB	Opp. QB	
9/12	L	@ CHI	Grbac	Matthews	
9/19	W	DEN	Grbac	Griese	
9/26	W	DET	Grbac	Batch	
10/3	L	@ SD	Grbac	Harbaugh	
10/10	W	NE	Grbac	Bledsoe	
10/21	W	@ BAL	Grbac	Case	
10/31	W	SD	Grbac	Kramer	
11/7	L	@ IND	Grbac	Manning	
11/14	L	@ TB	Grbac	Dilfer	
11/21	L	SEA	Grbac	Kitna	
11/28	W	@ OAK	Grbac	Gannon	
12/5	W	@ DEN	Grbac	Griese	
12/12	W	MIN	Grbac	George	
12/18	W	PIT	Grbac	Tomczak	
12/26	L	@ SEA	Grbac	Kitna	
1/2	L	OAK	Grbac	Gannon	
		Home	Road	Neutral	Overall
Grbac		6-2	3-5	0-0	9-7

2000 (7-9)

Date	Result	Opp.	Chiefs QB	Opp. QB	
9/3	L	IND	Grbac	Manning	
9/10	L	@ TEN	Grbac	McNair	
9/17	W	SD	Grbac	Moreno	
9/24	W	@ DEN	Grbac	Frerotte	
10/2	W	SEA	Grbac	Kitna	
10/15	L	OAK	Grbac	Gannon	
10/22	W	STL	Grbac	Warner	
10/29	W	@ SEA	Grbac	Kitna	
11/5	L	@ OAK	Grbac	Gannon	
11/12	L	@ SF	Grbac	Garcia	
11/19	L	BUF	Grbac	Johnson	
11/26	L	@ SD	Moon	Leaf	
12/4	L	@ NE	Grbac	Bledsoe	
12/10	W	CAR	Grbac	Beuerlein	
12/17	W	DEN	Grbac	Frerotte	
12/24	L	@ ATL	Grbac	Chandler	
		Home	Road	Neutral	Overall
Grbac		5-3	2-5	0-0	7-8
Moon		0-0	0-1	0-0	0-1

2001 (6-10)

Date	Result	Opp.	Chiefs QB	Opp. QB
9/9	L	OAK	Green	Gannon
9/23	L	NYG	Green	Collins
9/30	W	@ WAS	Green	Banks
10/7	L	@ DEN	Green	Griese
10/14	L	PIT	Green	Stewart
10/21	L	@ ARZ	Green	Plummer
10/25	L	IND	Green	Manning
11/4	W	@ SD	Green	Flutie
11/11	L	@ NYJ	Green	Testaverde



11/25	W	19-7	SEA	Green	Hasselbeck
11/29	L	10-23	PHI	Green	McNabb
12/9	L	26-28	@ OAK	Green	Gannon
12/16	W	26-23*	DEN	Green	Frerotte
12/23	W	20-17	SD	Green	Flutie
12/30	W	30-26	@ JAX	Green	Brunell
1/6	L	18-21	@ SEA	Green	Dilfer
Green		Home 3-5	Road 3-5	Neutral 0-0	Overall 6-10

2002 (8-8)

Date	Result	Opp.	Chiefs QB	Opp. QB	
9/8	W	40-39	@ CLE	Green Holcomb	
9/15	L	16-23	JAX	Green Brunell	
9/22	L	38-41*	@ NE	Green Brady	
9/29	W	48-30	MIA	Green Fiedler	
10/6	W	29-25	@ NYJ	Green Pennington	
10/13	L	34-35	@ SD	Green Brees	
10/20	L	34-37*	DEN	Green Griese	
10/27	W	20-10	OAK	Green Gannon	
11/10	L	13-17	@ SF	Green Garcia	
11/17	W	17-16	BUF	Green Bledsoe	
11/24	L	32-39	@ SEA	Green Hasselbeck	
12/1	W	49-0	ARZ	Green Plummer	
12/8	W	49-10	STL	Green Martin	
12/15	L	24-31	@ DEN	Green Griese	
12/22	W	24-22	SD	Green Brees	
12/28	L	0-24	@ OAK	Green Gannon	
Green		Home 6-2	Road 2-6	Neutral 0-0	Overall 8-8

2003 (13-3)

Date	Result	Opp.	Chiefs QB	Opp. QB	
9/7	W	27-14	SD	Green Brees	
9/14	W	41-20	PIT	Green Maddox	
9/21	W	42-14	@ HOU	Green Carr	
9/28	W	17-10	@ BAL	Green Boller	
10/5	W	24-23	DEN	Green Plummer	
10/12	W	40-34*	@ GB	Green Favre	
10/20	W	17-10	@ OAK	Green Gannon	
10/26	W	38-5	BUF	Green Bledsoe	
11/9	W	41-20	CLE	Green Holcomb	
11/16	L	19-24	@ CIN	Green Kitna	
11/23	W	27-24	OAK	Green Mirer	
11/30	W	28-24	@ SD	Green Brees	
12/7	L	27-45	@ DEN	Green Plummer	
12/14	W	45-17	DET	Green Harrington	
12/20	L	20-45	@ MIN	Green Culpepper	
12/28	W	31-3	CHI	Green Grossman	
1/11	L	31-38	IND	Green Manning	
Green		Home 8-0 (0-1)	Road 5-3	Neutral 0-0	Overall 13-3 (0-1)

2004 (7-9)

Date	Result	Opp.	Chiefs QB	Opp. QB	
9/12	L	24-34	@ DEN	Green Plummer	
9/19	L	17-28	CAR	Green Delhomme	
9/26	L	21-24	HOU	Green Carr	
10/4	W	27-24	@ BAL	Green Boller	
10/17	L	16-22	@ JAX	Green Leftwich	
10/24	W	56-10	ATL	Green Vick	
10/31	W	45-35	IND	Green Manning	
11/7	L	31-34	@ TB	Green Griese	
11/14	L	20-27	@ NO	Green Brooks	
11/22	L	19-27	NE	Green Brady	
11/28	L	31-34	SD	Green Brees	
12/5	W	34-27	@ OAK	Green Collins	
12/13	W	49-38	@ TEN	Green Volek	
12/19	W	45-17	DEN	Green Plummer	
12/25	W	31-30	OAK	Green Collins	
1/2	L	17-24	@ SD	Green Flutie	
Green		Home 4-4	Road 3-5	Neutral 0-0	Overall 7-9

2005 (10-6)

Date	Result	Opp.	Chiefs QB	Opp. QB	
9/11	W	27-7	NYJ	Green Pennington	
9/18	W	23-17	@ OAK	Green Collins	
9/26	L	10-30	@ DEN	Green Plummer	
10/2	L	31-37	PHI	Green McNabb	
10/16	W	28-21	WAS	Green Brunell	
10/21	W	30-20	@ MIA	Green Frerotte	
10/30	L	20-28	@ SD	Green Brees	
11/6	W	27-23	OAK	Green Collins	
11/13	L	3-14	@ BUF	Green Holcomb	
11/20	W	45-17	@ HOU	Green Carr	
11/27	W	26-16	NE	Green Brady	
12/4	W	31-27	DEN	Green Plummer	
12/11	L	28-31	@ DAL	Green Bledsoe	
12/17	L	17-27	@ NYG	Green Manning	
12/24	W	20-7	SD	Green Brees	
1/1	W	37-3	CIN	Green Palmer	
Green		Home 7-1	Road 3-5	Neutral 0-0	Overall 10-6

2006 (9-7)

Date	Result	Opp.	Chiefs QB	Opp. QB	
9/3	L	10-23	CIN	Green Palmer	
9/17	L	6-9*	@ DEN	Huard Plummer	
10/1	W	41-0	SF	Huard Smith	
10/8	W	23-20	@ ARZ	Huard Leinart	
10/15	L	7-45	@ PIT	Huard Roethlisberger	
10/22	W	30-27	SD	Huard Rivers	
10/29	W	35-28	SEA	Huard Wallace	
11/5	W	31-17	@ STL	Huard Bulger	
11/12	L	10-13	@ MIA	Huard Harrington	
11/19	W	17-13	OAK	Green Brooks	
11/23	W	19-10	DEN	Green Plummer	
12/3	L	28-31*	@ CLE	Green Frye	
12/10	L	10-20	BAL	Green McNair	
12/17	L	9-20	@ SD	Green Rivers	
12/23	W	20-9	@ OAK	Green Walter	
12/31	W	35-30	JAX	Green Garrard	
1/6	L	8-23	@ IND	Green Manning	
Green		Home 3-2	Road 1-2 (0-1)	Neutral 0-0	Overall 4-4 (0-1)
Huard		3-0	2-3	0-0	5-3

2007 (4-12)

Date	Result	Opp.	Chiefs QB	Opp. QB	
9/9	L	3-20	@ HOU	Huard Schaub	
9/16	L	10-20	@ CHI	Huard Grossman	
9/23	W	13-10	MIN	Huard Holcomb	
9/30	W	30-16	@ SD	Huard Rivers	
10/7	L	7-17	JAX	Huard Garrard	
10/14	W	27-20	CIN	Huard Palmer	
10/21	W	12-10	@ OAK	Huard Culpepper	
11/4	L	22-33	GB	Huard Favre	
11/11	L	11-27	DEN	Huard Cutler	
11/18	L	10-13	@ IND	Croyle Manning	
11/25	L	17-20	OAK	Croyle Culpepper	
12/2	L	10-24	SD	Huard Rivers	
12/9	L	7-41	@ DEN	Croyle Cutler	
12/16	L	17-26	TEN	Croyle Young	
12/23	L	20-25	@ DET	Croyle Kitna	
12/30	L	10-13*	@ NYJ	Croyle Clemens	
Huard		Home 2-4	Road 2-2	Neutral 0-0	Overall 4-6
Croyle		0-2	0-4	0-0	0-6

2008 (2-14)

Date	Result	Opp.	Chiefs QB	Opp. QB
9/7	L	10-17	@ NE	Croyle Brady
9/14	L	8-23	OAK	Huard Russell
9/21	L	14-38	@ ATL	Thigpen Ryan
9/28	W	33-19	DEN	Huard Cutler
10/5	L	0-34	@ CAR	Huard Delhomme
10/19	L	10-34	TEN	Croyle Collins
10/26	L	24-28	@ NYJ	Thigpen Favre



11/2	L	27-30*	TB	Thigpen	Garcia
11/9	L	19-20	@ SD	Thigpen	Rivers
11/16	L	20-30	NO	Thigpen	Brees
11/23	L	31-54	BUF	Thigpen	Edwards
11/30	W	20-13	@ OAK	Thigpen	Russell
12/7	L	17-24	@ DEN	Thigpen	Cutler
12/14	L	21-22	SD	Thigpen	Rivers
12/21	L	31-38	MIA	Thigpen	Pennington
12/28	L	6-16	@ CIN	Thigpen	Fitzpatrick
		Home	Road	Neutral	Overall
Croyle		0-1	0-1	0-0	0-2
Huard		1-1	0-1	0-0	1-2
Thigpen		0-5	1-5	0-0	1-10

2009 (4-12)

Date	Result	Opp.	Chiefs QB	Opp. QB
9/13	L	24-38	@ BAL	Croyle
9/20	L	10-13	OAK	Cassel
9/27	L	14-34	@ PHI	Cassel
10/4	L	16-27	NYG	Cassel
10/11	L	20-26*	DAL	Cassel
10/18	W	14-6	@ WAS	Cassel
10/25	L	7-37	SD	Cassel
11/8	L	21-24	@ JAX	Cassel
11/15	W	16-10	@ OAK	Cassel
11/22	W	27-24*	PIT	Cassel
11/29	L	14-43	@ SD	Cassel
12/6	L	13-44	DEN	Cassel
12/13	L	10-16	BUF	Cassel
12/20	L	34-41	CLE	Cassel
12/27	L	10-17	@ CIN	Cassel
1/3	W	44-24	@ DEN	Cassel
		Home	Road	Neutral
Cassel		1-7	3-4	0-0
Croyle		0-0	0-1	0-0

2010 (10-6)

Date	Result	Opp.	Chiefs QB	Opp. QB
9/13	W	21-14	SD	Cassel
9/19	W	16-14	@ CLE	Cassel
9/26	W	31-10	SF	Cassel
10/10	L	9-19	@ IND	Cassel
10/17	L	31-35	@ HOU	Cassel
10/24	W	42-20	JAX	Cassel
10/31	W	13-10*	BUF	Cassel
11/7	L	20-23*	@ OAK	Cassel
11/14	L	29-49	@ DEN	Cassel
11/21	W	31-13	ARI	Cassel
11/28	W	42-24	@ SEA	Cassel
12/5	W	10-6	DEN	Cassel
12/12	L	0-31	@ SD	Croyle
12/19	W	27-13	@ STL	Cassel
12/26	W	34-14	TEN	Cassel
1/2	L	10-31	OAK	Cassel
		AFC Wild Card Playoff Game		
1/9	L	7-30	BAL	Cassel
		Home	Road	Neutral
Cassel		7-1 (0-1)	3-4	0-0
Croyle		0-0	0-1	0-0

2011 (7-9)

Date	Result	Opp.	Chiefs QB	Opp. QB
9/11	L	7-41	BUF	Cassel
9/18	L	3-48	@ DET	Cassel
9/25	L	17-20	@ SD	Cassel
10/2	W	22-17	MIN	Cassel
10/9	W	28-24	@ IND	Cassel
10/23	W	28-0	@ OAK	Cassel
10/31	W	23-20*	SD	Cassel
11/6	L	3-31	MIA	Cassel
11/13	L	10-17	DEN	Cassel
11/21	L	3-34	@ NE	Palko
11/27	L	9-13	PIT	Palko
12/4	W	10-3	@ CHI	Palko
12/11	L	10-37	@ NYJ	Palko
12/18	W	19-14	GB	Orton

12/24	L	13-16*	OAK	Orton	Palmer
1/1	W	7-3	@ DEN	Orton	Tebow
		Home	Road	Neutral	Overall
Cassel		2-3	2-2	0-0	4-5
Palko		0-1	1-2	0-0	1-3
Orton		1-1	1-0	0-0	2-1

2012 (2-14)

Date	Result	Opp.	Chiefs QB	Opp. QB
9/9	L	24-40	ATL	Cassel
9/16	L	17-35	@ BUF	Cassel
9/23	W	27-24*	@ NO	Cassel
9/30	L	20-37	SD	Cassel
10/7	L	6-9	BAL	Cassel
10/14	L	10-38	@ TB	Quinn
10/28	L	16-26	OAK	Quinn
11/1	L	13-31	@ SD	Cassel
11/12	L	13-16*	@ PIT	Cassel
11/18	L	6-28	CIN	Cassel
11/25	L	9-17	DEN	Quinn
12/2	W	27-21	CAR	Quinn
12/9	L	7-30	@ CLE	Quinn
12/16	L	0-15	@ OAK	Quinn
12/23	L	13-20	IND	Quinn
12/30	L	3-38	@ DEN	Quinn
		Home	Road	Neutral
Cassel		0-4	1-3	0-0
Quinn		1-3	0-4	0-0

2013 (11-5)

Date	Result	Opp.	Chiefs QB	Opp. QB
9/8	W	28-2	@ JAX	Smith
9/15	W	17-16	DAL	Smith
9/19	W	26-16	@ PHI	Smith
9/29	W	31-7	NYG	Smith
10/6	W	26-17	@ TEN	Smith
10/13	W	24-7	OAK	Smith
10/20	W	17-16	HOU	Smith
10/27	W	23-17	CLE	Smith
11/3	W	23-13	@ BUF	Smith
11/17	L	17-27	@ DEN	Smith
11/24	L	38-41	SD	Smith
12/1	L	28-35	DEN	Smith
12/8	W	45-10	@ WAS	Smith
12/15	W	56-31	@ OAK	Smith
12/22	L	7-23	IND	Smith
12/29	L	24-27*	@ SD	Daniel
		AFC Wild Card Playoff Game		
1/4	L	44-45	@ IND	Smith
		Home	Road	Neutral
Smith		5-3 (0-1)	6-1	0-0
Daniel		0-0	0-1	0-0

2014 (9-7)

Date	Result	Opp.	Chiefs QB	Opp. QB
9/7	L	10-26	TEN	Smith
9/14	L	17-24	@ DEN	Smith
9/21	W	34-15	@ MIA	Smith
9/29	W	41-14	NE	Smith
10/5	L	17-22	@ SF	Smith
10/19	W	23-20	@ SD	Smith
10/26	W	34-7	STL	Smith
11/2	W	24-10	NYJ	Smith
11/9	W	17-13	@ BUF	Smith
11/16	W	24-20	SEA	Smith
11/20	L	20-24	@ OAK	Smith
11/30	L	16-29	DEN	Smith
12/7	L	14-17	@ ARI	Smith
12/14	W	31-13	OAK	Smith
12/21	L	12-20	@ PIT	Smith
12/28	W	19-7	SD	Daniel
		Home	Road	Neutral
Smith		5-2	3-5	0-0
Daniel		1-0	0-0	0-0

2015 (11-5)



Date	Result	Opp.	Chiefs QB	Opp. QB
9/13	W	27-20	HOU	Smith
9/17	L	24-31	DEN	Smith
9/28	L	28-38	@ GB	Smith
10/4	L	21-36	@ CIN	Smith
10/11	L	17-18	CHI	Smith
10/18	L	10-16	@ MIN	Smith
10/25	W	23-13	PIT	Smith
11/1	W	45-10	DET	Smith
11/15	W	29-13	@ DEN	Smith
11/22	W	33-3	@ SD	Smith
11/29	W	30-22	BUF	Smith
12/6	W	34-20	@ OAK	Smith
12/13	W	10-3	SD	Smith
12/20	W	34-14	@ BAL	Smith
12/27	W	17-13	CLE	Smith
1/3/16	W	23-17	OAK	Smith
AFC Wild Card Playoff Game				
1/9	W	30-0	@ HOU	Smith
AFC Divisional Playoff Game				
1/16	L	20-27	@ NE	Smith
Home Road Neutral Overall				
Smith		5-2	5-3 (1-1)	1-0

2016 (12-4)

Date	Result	Opp.	Chiefs QB	Opp. QB
9/11	W	33-27*	SD	Smith
9/18	L	12-19	@ HOU	Smith
9/25	W	24-3	NYJ	Smith
10/2	L	14-43	@ PIT	Smith
10/16	W	26-10	@ OAK	Smith
10/23	W	27-21	NO	Smith
10/30	W	30-14	IND	Smith
11/6	W	19-14	JAX	Foles
11/13	W	20-17	@ CAR	Smith
11/20	L	17-19	TB	Smith
11/27	W	30-27*	@ DEN	Smith
12/4	W	29-28	@ ATL	Smith
12/8	W	21-13	OAK	Smith
12/18	L	17-19	TEN	Smith
12/25	W	33-10	DEN	Smith
1/1/17	W	37-27	SD	Smith
AFC Divisional Playoff Game				
1/15/17	L	16-18	PIT	Smith
Home Road Neutral Overall				
Smith		5-2	6-2	0-0
Foles		1-0	0-0	0-0

2017 (10-6)

Date	Result	Opp.	Chiefs QB	Opp. QB
9/7	W	42-27	@ NE	Smith
9/17	W	27-20	PHI	Smith
9/24	W	24-10	@ LAC	Smith
10/2	W	29-20	WAS	Smith
10/8	W	42-34	@ HOU	Smith
10/15	L	13-19	PIT	Smith
10/19	L	30-31	@ OAK	Smith
10/30	W	29-19	DEN	Smith
11/5	L	17-28	@ DAL	Smith
11/19	L	9-12*	@ NYG	Smith
11/26	L	10-16	BUF	Smith
12/3	L	31-38	@ NYJ	Smith
12/10	W	26-15	OAK	Smith
12/16	W	30-13	LAC	Smith
12/24	W	29-13	MIA	Smith
12/31	W	27-34	@ DEN	Mahomes
AFC Wild Card Playoff Game				
1/6/18	L	21-22	TEN	Smith
Home Road Neutral Overall				
Smith		6-2 (0-1)	3-4	0-0
Mahomes		0-0	1-0	0-0

2018 (12-4)

Date	Result	Opp.	Chiefs QB	Opp. QB
9/9	W	38-28	@ LAC	Mahomes
9/16	W	42-37	@ PIT	Mahomes

Date	Result	Opp.	Chiefs QB	Opp. QB
9/23	W	38-27	SF	Mahomes
10/1	W	27-23	@ DEN	Mahomes
10/7	W	30-14	JAX	Mahomes
10/14	L	40-43	@ NE	Mahomes
10/21	W	45-10	CIN	Mahomes
10/28	W	30-23	DEN	Mahomes
11/4	W	37-21	@ CLE	Mahomes
11/11	W	26-14	ARI	Mahomes
11/19	L	51-54	@ LAR	Mahomes
12/2	W	40-33	@ OAK	Mahomes
12/9	W	27-24*	BAL	Mahomes
12/13	L	28-29	LAC	Mahomes
12/23	L	31-38	@ SEA	Mahomes
12/30	W	35-3	OAK	Mahomes
AFC Divisional Playoff Game				
1/12	W	31-13	IND	Mahomes
AFC Championship Game				
1/20	L	31-37*	NE	Mahomes
Home Road Neutral Overall				
Mahomes		7-1 (1-1)	5-3	0-0

2019 (12-4)

Date	Result	Opp.	Chiefs QB	Opp. QB
9/8	W	40-26	@ JAX	Mahomes
9/15	W	28-10	@ OAK	Mahomes
9/22	W	33-28	BAL	Mahomes
9/29	W	34-30	@ DET	Mahomes
10/6	L	13-19	IND	Mahomes
10/13	L	24-31	HOU	Mahomes
10/17	W	30-6	@ DEN	Mahomes
10/27	L	24-31	GB	Moore
11/3	W	26-23	MIN	Moore
11/10	L	32-35	@ TEN	Mahomes
11/18	W	24-17	@ LAC	Mahomes
12/1	W	40-9	OAK	Mahomes
12/8	W	23-16	@ NE	Mahomes
12/15	W	23-3	DEN	Mahomes
12/22	W	26-3	@ CHI	Mahomes
12/29	W	31-21	LAC	Mahomes
AFC Divisional Playoff Game				
1/12	W	51-31	HOU	Mahomes
AFC Championship Game				
1/19	W	35-24	TEN	Mahomes
Super Bowl LV				
2/2	W	31-20	SF	Mahomes
Home Road Neutral Overall				
Mahomes		4-2	6-1	1-0
Moore		1-1	0-0	0-0

2020 (14-2)

Date	Result	Opp.	Chiefs QB	Opp. QB
9/10	W	34-20	HOU	Mahomes
9/20	W	23-20*	@ LAC	Mahomes
9/28	W	34-20	@ BAL	Mahomes
10/5	W	26-10	NE	Mahomes
10/11	L	32-40	LV	Mahomes
10/19	W	26-17	@ BUF	Mahomes
10/25	W	43-16	@ DEN	Mahomes
11/1	W	35-9	NYJ	Mahomes
11/8	W	33-31	CAR	Mahomes
11/22	W	35-31	@ LV	Mahomes
11/29	W	27-24	@ TB	Mahomes
12/6	W	22-16	DEN	Mahomes
12/13	W	33-27	@ MIA	Mahomes
12/20	W	32-29	@ NO	Mahomes
12/27	W	17-14	ATL	Mahomes
1/3/21	L	21-38	LAC	Henne
AFC Divisional Playoff Game				
1/17	W	22-17	CLE	Mahomes
AFC Championship Game				
1/24	W	38-24	BUF	Mahomes
Super Bowl LV				
2/7	L	31-9	@ TB	Mahomes
Home Road Neutral Overall				
Mahomes		6-1	8-0	0-0
Henne		0-1	0-0	0-0



2021 (12-5)

Date	Result	Opp.	Chiefs QB	Opp. QB
9/12	W 33-29	CLE	Mahomes	Mayfield
9/19	L 35-36	@ BAL	Mahomes	Jackson
9/26	L 24-30	LAC	Mahomes	Herbert
10/3	W 42-30	@ PHI	Mahomes	Hurts
10/10	L 20-38	BUF	Mahomes	Allen
10/17	W 31-13	@ WAS	Mahomes	Heinicke
10/24	L 3-27	@ TEN	Mahomes	Tannehill
11/1	W 20-17	NYG	Mahomes	Jones
11/7	W 13-7	GB	Mahomes	Love
11/14	W 41-14	@ LV	Mahomes	Carr
11/21	W 19-9	DAL	Mahomes	Prescott
12/5	W 22-9	DEN	Mahomes	Bridgewater
12/12	W 48-9	LV	Mahomes	Carr
12/16	W 34-28*	@ LAC	Mahomes	Herbert
12/26	W 36-10	PIT	Mahomes	Roethlisberger
1/2	L 31-34	@ CIN	Mahomes	Burrow
1/8	W 28-24	@ DEN	Mahomes	Lock
AFC Wild Card Playoff Game				
1/16	W 42-21	PIT	Mahomes	Roethlisberger
AFC Divisional Playoff Game				
1/23	W 42-36*	BUF	Mahomes	Allen
AFC Championship Game				
1/30	L 24-27*	CIN	Mahomes	Burrow
		Home	Road	Neutral
Mahomes	7-2 (2-1)	5-3	0-0	12-5 (2-1)

KEY

Replacement Games
(Postseason Record)

* Overtime
** Double Overtime

ALL-TIME DRAFTS

Bold Indicates an Eventual Regular Starter

2022

1	CB	Trent McDuffie	21	Washington
1	DE	George Karlaftis	30	Purdue
2	WR	Skyy Moore	54	Western Michigan
2	S	Bryan Cook	62	Cincinnati
3	LB	Leo Chenal	103	Wisconsin
4	CB	Joshua Williams	135	Fayetteville State
5	OL	Darian Kinnard	145	Kentucky
7	CB	Jaylen Watson	243	Washington State
7	RB	Isiah Pacheco	251	Rutgers
7	DB	Nazeeh Johnson	259	Marshall

Acquired the No. 21 pick (McDuffie) from New England in exchange for picks No. 29 and No. 121 (both acquired from Miami in the 2022 Tyreek Hill trade) as well as the 94th overall pick. Acquired the 54th pick (Moore) and the 158th pick from New England in exchange for pick No. 50. Was given the 103rd overall pick (Chenal) as a special compensatory selection. Acquired the No. 145 pick (Kinnard) from Seattle in exchange for picks No. 158 (from New England) and 233 (part of the 2021 CB Mike Hughes trade with Minnesota). Sent the club's original sixth-round pick (208th overall) to Pittsburgh in the 2021 trade for DE/LB Melvin Ingram. Acquired the 243rd overall pick (Watson) from New England as part of the 2021 Yasir Durant trade. Obtained the 259th pick (Johnson) as a compensatory selection.

2021

1	To Baltimore in first-round trade.			
2a	LB	Nick Bolton	58	Missouri
2b	OL	Creed Humphrey	63	Oklahoma
4	DE	Joshua Kaindoh	144	Florida State
5a	TE	Noah Gray	162	Duke
5b	WR	Cornell Powell	181	Clemson
6	OL	Trey Smith	226	Tennessee

Acquired the No. 58 pick (Bolton) from Baltimore as part of the 2021 T Orlando Brown trade. Also sent its third-round (94th overall) and fourth-round (136th) picks as part of the trade. Was given its 144th overall pick (Kaindoh) as a compensatory selection. Traded first of two fifth-round picks and a sixth-round pick to the N.Y. Jets in exchange for the 162nd overall pick (Gray) and the 226th overall pick (Smith).

2020

1	RB	Clyde Edwards-Helaire	32	Louisiana State
2	LB	Willie Gay Jr.	63	Mississippi State
3	OL	Lucas Niang	96	TCU
4	CB	L'Jarius Sneed	138	Louisiana Tech
5	DE	Mike Danna	177	Michigan
7	CB	BoPete Keyes	237	Tulane

Sent its original second-round pick (64th overall) to Seattle as part of the 2019 DE Frank Clark trade. Acquired the No. 63 pick (Gay) from San Francisco as part of the 2019 LB Dee Ford trade. Sent its original sixth-round pick to the New York Jets as part of the 2019 LB Darron Lee trade. Traded a sixth-round pick in the 2021 NFL Draft to the Tennessee Titans in exchange for the 237th overall pick (Keyes).

2019

1	To Seattle in first-round trade.			
2a	WR	Mecole Hardman	56	Georgia
2b	DB	Juan Thornhill	63	Virginia
3	DL	Khalen Saunders	84	Western Illinois
6a	CB	Rashad Fenton	201	South Carolina
6b	RB	Darwin Thompson	214	Utah St.
7	OL	Nick Allegretti	216	Illinois

Sent its first-round pick (29th overall), a 2020 second-round pick and swapped 2019 third-round picks with Seattle in exchange for DE Frank Clark. Traded its first of two second-round picks (No. 61) and a fifth-round pick (No. 167) to the Los Angeles Rams for the No. 56 pick (Hardman). Acquired the No. 84 pick (Saunders) from Seattle in the Clark trade. In 2016, sent WR Rod Streater to San Francisco and swapped seventh-round picks for the No. 216 pick (Allegretti).

2018

1	To Buffalo in 2017 Patrick Mahomes trade.			
2	LB	Breeland Speaks	46	Mississippi
3a	DT	Derrick Nnadi	75	Florida State
3b	LB	Dorian O'Daniel	100	Clemson
4	S	Armani Watts	124	Texas A&M
6a	CB	Tremon Smith	196	Central Arkansas
6b	OL	Kahlil McKenzie	198	Tennessee

Traded the No. 54 pick and a third-round pick (No. 78, obtained from Washington) to Bengals for the No. 46 pick (Speaks) and a third-round pick, 100th overall (O'Daniel). Traded the No. 86 pick and 122nd pick to Ravens for the No. 75 pick, obtained from Raiders (Nnadi). Traded a seventh-round pick (No. 233, obtained from Cardinals) and a seventh-round pick (No. 243, obtained from Titans) to Patriots for the No. 198 pick, obtained from Rams (McKenzie).

2017

1	QB	Parick Mahomes II	10	Texas Tech
2	DL	Tanoh Kpassagnon	59	Villanova
3	RB	Kareem Hunt	86	Toledo
4	WR	Jehu Chesson	139	Michigan
5	LB	Ukeme Eligwe	183	Georgia Southern
6	DB	Leon McQuay III	218	USC

Traded its first-round pick (27th overall), a third-round pick (91st overall) and a 2018 first-round pick to Buffalo in exchange for a first-round pick (Mahomes). Traded its third-round compensatory selection (104th overall), its fourth-round pick (86th overall) and its final pick in the seventh-round (245th overall) for a third-round pick (Hunt). Obtained the 183rd pick (Eligwe) from New England in TE James O'Shaughnessy trade. Traded two fifth-round picks (170 and 180 overall) for a fourth-round pick (Chesson).

2016

1	To San Francisco in first-round trade.			
2	DL	Chris Jones	37	Mississippi State
3	CB	KeiVarae Russell	74	Notre Dame
4a	OL	Parker Ehinger	105	Cincinnati
4b	DB	Eric Murray	106	Minnesota
4c	WR	Demarcus Robinson	126	Florida
5a	QB	Kevin Hogan	162	Stanford
5b	RB	Tyreek Hill	165	West Alabama
6a	DB	D.J. White	178	Georgia Tech
6b	LB	Dadi Nicolas	203	Virginia Tech

Sent its first-round pick (28th overall) to San Francisco in exchange for a second-round pick (Jones), fourth-round pick (Ehinger) and a sixth-round pick (White). Also sent its sixth-round pick (249th overall) as part of the trade. Obtained a third-round pick (Russell) and fourth-round pick (Murray) from Tampa Bay in exchange for a second-round pick (59th overall).

2015

1	CB	Marcus Peters	18	Washington
2	C	Mitch Morse	49	Missouri
3a	WR	Chris Conley	76	Georgia
3b	CB	Steven Nelson	98	Oregon State
4	LB	Ramik Wilson	118	Georgia
5a	LB	D.J. Alexander	172	Oregon State
5b	TE	James O'Shaughnessy	173	Illinois State
6	DL	Rakeem Nunez-Roches	217	Southern Mississippi
7	WR	Da'Ron Brown	233	Northern Illinois

Sent original third-round (80th overall) pick and sixth-round (193rd overall) pick to Minnesota in exchange for Minnesota's third round pick (Conley). Picks 3b (Nelson), 5a (Alexander), 5b (O'Shaughnessy) and 6 (Nunez-Roches) were compensatory selections for 2014 free agency losses.



2014

1	LB	Dee Ford	23	Auburn
3	CB	Phillip Gaines	87	Rice
4	RB/WR	De'Anthony Thomas	124	Oregon
5	QB	Aaron Murray	163	Georgia
6a	G	Zach Fulton	193	Tennessee
6b	T	Laurent Duvernay-Tardif	200	McGill

Sent a second-round selection (56th overall) to San Francisco in the 2013 QB Alex Smith trade. Obtained Dallas' sixth-round selection (Fulton) in the 2013 LB Edgar Jones trade. Sent seventh-round pick (238th overall) to Dallas as part of the 2013 Jones trade.

2013

1	T	Eric Fisher	1	Central Michigan
3a	TE	Travis Kelce	63	Cincinnati
3b	RB	Knile Davis	96	Arkansas
4	LB	Nico Johnson	99	Alabama
5	DB	Sanders Commings	134	Georgia
6a	OL	Eric Kush	170	California (Pa.)
6b	FB	Braden Wilson	204	Kansas State
7	LB	Mike Catapano	207	Princeton

Sent a second-round selection (34th overall) to San Francisco in the 2013 QB Alex Smith trade. Picks 3b (Davis) and 6b (Wilson) were compensatory selections for 2012 free agent losses.

2012

1	DT	Dontari Poe	11	Memphis
2	OL	Jeff Allen	44	Illinois
3	OL	Donald Stephenson	74	Oklahoma
4	WR	Devon Wylie	107	Fresno State
5	DB	De'Quan Menzie	146	Alabama
6	RB	Cyrus Gray	182	Texas A&M
7a	DT	Jerome Long	218	San Diego State
7b	WR	Junior Hemingway	238	Michigan

Obtained a seventh-round selection (Hemingway) from New England in the 2010 S Jarrad Page trade.

2011

1	WR	Jonathan Baldwin	26	Pittsburgh
2	OL	Rodney Hudson	55	Florida State
3a	LB	Justin Houston	70	Georgia
3b	DL	Allen Bailey	86	Miami
4	CB	Jalil Brown	118	Colorado
5a	QB	Ricky Stanzi	135	Iowa
5b	LB	Gabe Miller	140	Oregon State
6	DL	Jerrell Powe	199	Mississippi
7	FB	Shane Bannon	223	Yale

Sent original first-round pick (21st overall) to Cleveland in exchange for Cleveland's first-round pick (Baldwin) and Cleveland's third-round pick (Houston). The first-round pick became the 26th overall when Baltimore passed on its selection. Obtained a fifth-round selection (Stanzi) from Tampa Bay in the 2010 DE Alex Magee trade. Obtained Detroit's fifth-round pick (Miller) via NFL ruling in favor of the Chiefs. Pick 6 (Powe) was a compensatory selection for 2010 free agent losses.

2010

1	S	Eric Berry	5	Tennessee
2a	WR	Dexter McCluster	36	Mississippi
2b	CB	Javier Arenas	50	Alabama
3a	G/C	Jon Asamoah	68	Illinois
3b	TE	Tony Moeaki	93	Iowa
4		To Houston in third-round trade.		
5a	DB	Kendrick Lewis	136	Mississippi
5b	LB	Cameron Sheffield	142	Troy
6		To Miami in 2009 C/G Andy Alleman and G/T Ikechuku Nduke trade.		
7		To Miami in 2009 seventh-round trade.		

Obtained a second-round selection (Arenas) from Atlanta in the 2009 TE Tony Gonzalez trade. Obtained Houston's third-round selection (Moeaki) in exchange for the Chiefs fourth (102nd overall) and fifth-round (144th overall) selections. Obtained a fifth-round selection (Sheffield) from Miami in the 2009 QB Tyler Thigpen trade. Obtained Carolina's fifth-round selection (144th overall) in the 2009 DT Tank Tyler trade. Sent a sixth-round selection (173rd overall) to Miami in the

2009 trade for C/G Andy Alleman and G/T Ikechuku Ndukwe. Sent a seventh-round selection (212th overall) to Miami in exchange for Miami's seventh-round pick (O'Connell) in 2009.

2009

1	DE	Tyson Jackson	3	Louisiana State
2		To New England in 2009 QB Matt Cassel/LB Mike Vrabel trade.		
3	DE	Alex Magee	67	Purdue
4	S/CB	Donald Washington	102	Ohio State
5	T	Colin Brown	139	Missouri
6	WR	Quinten Lawrence	175	McNeese State
7a	RB	Javarris Williams	212	Tennessee State
7b	TE	Jake O'Connell	237	Miami (OH)
7c	K	Ryan Succop	256	South Carolina

Sent a second-round selection (34th overall) to New England in the 2009 QB Matt Cassel/LB Mike Vrabel trade. Obtained Miami's seventh-round selection (O'Connell) in exchange for the Chiefs seventh-round pick in 2010. Miami obtained that selection in a trade with Carolina. Pick 7c (Succop) was a compensatory selection for 2008 free agent losses.

2008

1a	DT	Glenn Dorsey	5	Louisiana State
1b	T	Branden Albert	15	Virginia
2	CB	Brandon Flowers	35	Virginia Tech
3a	RB	Jamaal Charles	73	Texas
3b	TE	Brad Cottam	76	Tennessee
3c	S	DaJuan Morgan	82	North Carolina St.
4	WR	Will Franklin	105	Missouri
5	CB	Brandon Carr	140	Grand Valley St.
6a	T	Barry Richardson	170	Clemson
6b	WR	Kevin Robinson	182	Utah St.
7a	DE	Brian Johnston	210	Gradner-Webb
7b	TE	Michael Merritt	239	Central Florida

Obtained Minnesota's first-round selection (17th overall), two third-round selections (Charles & Morgan) and a sixth-round selection (Robinson) in the 2008 DE Jared Allen trade. Sent a sixth-round selection (187th overall) to Minnesota in the 2008 DE Jared Allen trade, a pick that was acquired in the 2007 RB Michael Bennett trade. Obtained Detroit's first-round selection (Albert) and Detroit's third-round pick (Cottam) in exchange for first-round pick (17th overall) obtained in 2008 DT Jared Allen trade, original third-round pick (66th overall) and a fifth-round pick (136th overall) that was obtained from Miami in the 2007 QB Trent Green trade. Acquired the N.Y. Giants seventh-round selection (Merritt) in the 2007 K Lawrence Tynes trade.

2007

1	WR	Dwayne Bowe	23	Louisiana State
2	DE	Turk McBride	54	Tennessee
3a	DT	Tank Tyler	82	North Carolina St.
3b		To St. Louis in 2007 WR Dante Hall trade.		
4		To New Orleans in 2006 RB Michael Bennett trade.		
5a	RB	Kolby Smith	148	Louisville
5b	K	Justin Medlock	160	UCLA
6	T	Herb Taylor	196	TCU
7	TE	Michael Allan	231	Whitworth

Obtained St. Louis' third-round selection (Tyler) and fifth-round selection (Smith) in the 2007 WR Dante Hall trade in exchange for Hall and the Chiefs third-round pick (84th overall). Sent a fourth-round pick (123rd overall) to New Orleans in the 2006 RB Michael Bennett trade.

2006

1	DE	Tamba Hali	20	Penn State
2	S	Bernard Pollard	54	Purdue
3	QB	Brodie Croyle	85	Alabama
4		To N.Y. Jets in compensation for Herm Edwards.		
5	CB	Marcus Maxey	154	Miami (Fla.)
6a	G	Tre Stallings	186	Mississippi
6b	WR	Jeff Webb	190	San Diego State
7	S	Jarrad Page	228	UCLA

Sent fourth-round pick (117th overall) to the N.Y. Jets in compensation for head coach Herm Edwards. Obtained Dallas' sixth-round pick (Stallings) in the 2005 LB Scott Fujita trade.

2005

1	LB	Derrick Johnson	15	Texas
2		To Miami in 2005 CB Patrick Surtain trade.		
3a		To Philadelphia in 2004 T John Welbourn trade.		
3b	P	Dustin Colquitt	99	Tennessee
4	WR	Craponso Thorpe	116	Florida State
5a	LB	Boomer Grigsby	138	Illinois State
5b		To Tennessee in 2005 DE Carlos Hall trade.		
5c	CB	Alphonso Hodge	147	Miami (Ohio)
6a	T	Will Svitek	187	Stanford
6b	DE	Khari Long	199	Baylor
7a	QB	James Kilian	229	Tulsa
7b	T	Jeremy Parquet	238	Southern Miss.

Obtained CB Patrick Surtain and a fifth-round pick (Grigsby) in exchange for the Chiefs second-round pick (46th overall) and a fifth-round selection (162nd overall). Sent original third-round pick (77th overall) to Philadelphia in 2004 T John Welbourn trade. Pick 3b (Colquitt) was a compensatory selection for 2004 free agent losses. Sent original fifth-round pick (150th overall) to Tennessee in 2005 DE Carlos Hall trade. Obtained a fifth-round selection (Hodge) in 2004 trade with Detroit. Obtained a fifth-round pick (162nd overall) and a sixth-round pick (Long) from Green Bay in 2004 DE R-Kal Truluck trade. Subsequently sent that fifth-round pick to Miami in 2005 CB Patrick Surtain trade. Obtained a seventh-round pick (Parquet) from Green Bay in 2003 CB Derek Combs trade.

2004

1		To Detroit in first-round trade.		
2a	DT	Junior Siavii	36	Oregon
2b	TE	Kris Wilson	61	Pittsburgh
3	LB	Keyaron Fox	93	Georgia Tech
4a	WR	Samie Parker	105	Oregon
4b	DE	Jared Allen	126	Idaho State
5		To Philadelphia in 2004 T John Welbourn trade.		
6	WR	Jeris McIntyre	195	Auburn
7	T	Kevin Sampson	231	Syracuse

Obtained Detroit's second-round pick (Siavii), fourth-round pick (Parker) and a fifth-round pick in 2005 in exchange for the Chiefs first-round pick (30th overall). Sent fifth-round pick (162nd overall) and a third-round pick in 2005 to Philadelphia in 2004 T John Welbourn trade.

2003

1	RB	Larry Johnson	27	Penn State
2	LB	Kawika Mitchell	47	South Florida
3a		To New Orleans in 2002 T Willie Roaf trade.		
3b	CB	Julian Battle	92	Tennessee
4	T	Brett Williams	113	Florida State
5	T	Jordan Black	153	Notre Dame
6	DE	Jimmy Wilkerson	189	Oklahoma
7a	DT	Montique Sharpe	230	Wake Forest
7b	S	Willie Pile	252	Virginia Tech

Obtained Pittsburgh's first-round pick (Johnson), third-round pick (Battle) and sixth-round pick (200th overall - subsequently traded to the N.Y. Jets) in exchange for the Chiefs first-round pick (16th overall). Sent original third-round pick (78th overall) to New Orleans in 2002 T Willie Roaf trade. Sent fifth-round pick (150th overall) and sixth-round pick (200th overall) to the N.Y. Jets in exchange for New York's fifth-round pick (Black) and sixth-round pick (Wilkerson). Sent original sixth-round pick (186th overall) to Dallas in 2002 first-round trade. Pick 7b (Pile) was a compensatory selection for 2002 free agent losses.

2002

1	DT	Ryan Sims	6	North Carolina
2	DT	Eddie Freeman	43	Ala. - Birmingham
3a		To Dallas in first-round trade.		
3b		To St. Louis in compensation for Dick Vermeil.		
4	FB	Omar Easy	107	Penn State
5	LB	Scott Fujita	143	California
6		To St. Louis in 2001 QB Joe Germaine trade.		
7	LB	Maurice Rodriguez	221	Fresno State

Obtained Dallas' first-round pick (Sims) in exchange for the Chiefs first-round pick (8th overall), third-round pick (75th overall) and a sixth-round pick in 2003. Obtained a third-round pick (84th overall)

from Washington in compensation for Marty Schottenheimer, subsequently sent to St. Louis in compensation for Dick Vermeil. Sent sixth-round pick (183rd overall) to St. Louis in 2001 QB Joe Germaine trade.

2001

1		To St. Louis in 2001 QB Trent Green trade.		
2		To St. Louis in compensation for Dick Vermeil.		
3a	DT	Eric Downing	75	Syracuse
3b	WR	Marvin Minnis	77	Florida State
4a	LB	Monty Beisel	107	Kansas State
4b	FB	George Layne	108	TCU
5a	TE	Billy Baber	141	Virginia
5b	RB	Derrick Blaylock	150	Stephen F. Austin
6	G	Alex Sulfsted	176	Miami (Ohio)
7a	S	Shaunard Harts	212	Boise State
7b	DT	Terdell Sands	243	UT - Chattanooga

Obtained QB Trent Green and St. Louis' fifth-round pick (Blaylock) in exchange for the Chiefs first-round pick (12th overall). Sent second-round pick (42nd overall) to St. Louis in compensation for head coach Dick Vermeil. Obtained third-round pick (Minnis) from Washington in compensation for Marty Schottenheimer. Obtained a fourth-round pick (Layne) from Jacksonville in 2000 G Brenden Stai trade. Pick 7b (Sands) was a compensatory pick for 2000 free agent losses.

2000

1	WR	Sylvester Morris	21	Jackson State
2	CB	William Batee	54	Oklahoma
3	S	Greg Wesley	85	Ark. - Pine Bluff
4	RB	Frank Moreau	115	Louisville
5a	RB/KR	Dante Hall	153	Texas A&M
5b	CB	Pat Dennis	162	Louisiana - Monroe
6a	T	Darnell Alford	188	Boston College
6b		To St. Louis in '99 TE Mitch Jacoby trade.		
7	WR/KR	Desmond Kitchings	208	Furman

Pick 5b (Dennis) was a compensatory pick for '99 free agent losses. Obtained Miami's sixth-round pick (Alford) in a '99 trade. Sent original sixth-round pick (189th overall) to St. Louis in '99 TE Mitch Jacoby trade. Obtained New Orleans' seventh-round draft choice (Kitchings) as compensation for coach Ron Zook, while New Orleans obtained Kansas City's original seventh-round pick (228th overall).

1999

1	T	John Tait	14	BYU
2	RB	Mike Cloud	54	Boston College
3a	LB	Gary Stills	75	West Virginia
3b	S/LB	Larry Atkins	84	UCLA
4	WR	Larry Parker	108	USC
5		To Chicago in '98 RB Bam Morris trade.		
6		To Tampa Bay in '98 S Melvin Johnson trade.		
7	G	Eric King	220	Richmond

Obtained Miami's second-round pick (Cloud), a third-round pick (Atkins) and a 2000 sixth-round pick for the Chiefs second-round pick (43rd overall).

1998

1	T	Victor Riley	27	Auburn
2		To Oakland in compensation for restricted free agent DT Chester McGlockton.		
3	RB	Rashaan Shehee	88	Washington
4	LB	Greg Favors	120	Mississippi State
5a	CB	Robert Williams	128	North Carolina
5b		To Green Bay in '97 LB Wayne Simmons trade.		
6	DT	Derrick Ransom	181	Cincinnati
7a	CB	Eric Warfield	216	Nebraska
7b	FB	Ernest Blackwell	224	Missouri

Obtained Chicago's fifth-round pick (Williams) in '97 WR Chris Penn trade. Sent original fifth-round pick (150th overall) to Green Bay in '97 LB Wayne Simmons trade. Pick 7b (Blackwell) was a compensatory pick for '97 free agent losses.

1997

1	TE	Tony Gonzalez	13	California
2	WR	Kevin Lockett	47	Kansas State
3		To Houston in first-round trade.		
4	QB	Pat Barnes	110	California
5a		To Miami in '96 K Pete Stoyanovich trade.		
5b	RB	June Henley	163	Kansas
6a		To Houston in first-round trade.		
6b	WR	Isaac Byrd	195	Kansas
7a		To Pittsburgh in '97 DT Brentson Buckner trade.		
7b	T	Nate Parks	214	Stanford

Obtained Houston's first-round pick (Gonzalez) and fourth-round pick (Barnes) in exchange for the Chiefs first-round (18th overall), third-round (81st overall), fourth-round (116th overall) and sixth-round picks (181st overall). Pick 5b (June Henley) and pick 6b (Byrd) were compensatory picks for '96 free agent losses.

1996

1	S	Jerome Woods	28	Memphis
2	S	Reggie Tongue	58	Oregon State
3a	DT	John Browning	68	West Virginia
3b		To Detroit in '94 S William White trade.		
4	LB	Donnie Edwards	98	UCLA
5	WR	Joe Horn	135	Itawamba J.C.
6a	WR	Dietrich Jells	176	Pittsburgh
6b		To Philadelphia in '95 WR Victor Bailey trade.		
7a	C	Ben Lynch	211	California
7b	C	Jeff Smith	241	Tennessee
7c	DB/KR	Darrell Williams	245	Tennessee St.

Obtained New England's third-round pick (Browning) in exchange for the Chiefs '95 fourth-round pick. Obtained Miami's fourth-round pick (Edwards) and a '97 seventh-round pick for the Chiefs two '96 fourth-round picks (113th overall) and (125th overall). Obtained Arizona's fifth-round pick (Horn) for the Chiefs two '96 fifth-round picks (161st overall) and (162nd overall). Originally obtained Green Bay's fifth-round pick (161st overall) in '95 G/T Lindsay Knapp trade. Obtained Carolina's sixth-round pick (Jells) in exchange for the Chiefs '95 sixth-round pick. Obtained Pittsburgh's seventh-round pick (Lynch) in '95 TE Tracy Greene trade. Pick 7c (Williams) was a compensatory pick for '95 free agent losses.

1995

1	T	Trezelle Jenkins	31	Michigan
2		To Philadelphia in '95 WR Victor Bailey trade.		
3a	WR	Tamarick Vanover	81	Florida State
3b	LB	Troy Dumas	97	Nebraska
4a		To San Francisco in '94 QB Steve Bono trade.		
4b	QB	Steve Stenstrom	134	Stanford
5a	DT	Mike Pelton	155	Auburn
5b	LB	Jerrott Willard	164	California
6a	DT	Bryan Proby	202	Arizona State
6b	DT/G	Tom Barnrd	207	Pittsburgh
7		To Tampa Bay in '93 CB Darren Anderson trade.		

Obtained Jacksonville's first-round pick (Jenkins), third-round pick (Dumas), fourth-round pick (Stenstrom) and a '96 fourth-round pick for the Chiefs original first-round pick (19th overall). The fourth-round pick obtained from Philadelphia in second-round Victor Bailey trade was subsequently sent to New England for its highest third-round selection in '96. Pick 5b (Willard), 6a (Proby), and 6b (Barnrd) were compensatory picks for '94 free agent losses. The sixth-round pick obtained from Jacksonville in first-round trade was subsequently sent to Carolina for its highest sixth-round pick in '96.

1994

1	RB	Greg Hill	25	Texas A&M
2	RB	Donnell Bennett	58	Miami (Fla.)
3a	WR	Lake Dawson	92	Notre Dame
3b	WR	Chris Penn	96	Tulsa
4	S	Bracy Walker	127	North Carolina
5a	CB	James Burton	151	Fresno State
5b	DT	Rob Waldrop	156	Arizona
6	RB	Anthony Daigle	185	Fresno State
7a	QB	Steve Matthews	199	Memphis State
7b	TE	Tracy Greene	219	Grambling

Obtained San Francisco's third-round pick (Penn) in '93 QB Joe Montana trade. Obtained Minnesota's fifth-round pick (Burton) in '93 RB Barry Word trade. Obtained L.A. Rams seventh-round pick (Matthews) in '93 LB Chris Martin trade.

1993

1		To San Francisco in '93 QB Joe Montana trade.		
2		Used in '92 supplemental draft to select DE Darren Mickell from Florida.		
3	G	Will Shields	74	Nebraska
4	LB	Jaime Fields	103	Washington
5	G/T	Lindsay Knapp	130	Notre Dame
6	RB	Darius Turner	159	Washington
7	WR	Danan Hughes	186	Iowa
8		To Phoenix in '93 CB Jay Taylor trade.		

Obtained QB Joe Montana, S David Whitmore and San Francisco's '94 third-round pick in exchange for the Chiefs first-round pick (18th overall).

1992

1	CB	Dale Carter	20	Tennessee
2	QB	Matt Blundin	40	Virginia
3		To Dallas in second-round trade.		
4	DT	Mike Evans	101	Michigan
5		To Tampa Bay in '91 LB Ervin Randle trade.		
6	WR	Tony Smith	159	Notre Dame
7	LB	Erick Anderson	186	Michigan
8	G/C	Jim Jennings	213	San Diego State
9	C	Jay Leeuwenburg	244	Colorado
10	G	Jerry Ostroski	271	Tulsa
11	DE	Doug Rigby	298	Wyoming
12	DB	Corey Williams	325	Oklahoma State

Obtained Dallas' second-round pick (Blundin) in exchange for the Chiefs second-round (47th overall) and third-round picks (74th overall).

1991

1	RB	Harvey Williams	21	Louisiana State
2	T	Joe Valerio	50	Pennsylvania
3	WR	Tim Barnett	77	Jackson State
4		To Dallas in '89 QB Steve Pelluer trade.		
5	S	Charles Mincy	133	Washington
6	CB	Darrell Malone	162	Jacksonville State
7	CB	Bernard Ellison	189	Nevada
8	T	Tom Dohring	218	Michigan
9	P/K	Robbie Keen	244	California
10	DB	Eric Ramsey	273	Auburn
11	WR	Bobby Olive	300	Ohio State
12	G/T	Ron Shipley	329	New Mexico

1990

1	LB	Percy Snow	13	Michigan State
2	C	Tim Grunhard	40	Notre Dame
3		To Dallas in '89 QB Steve Pelluer trade.		
4	WR	Fred Jones	96	Grambling
5a	T	Derrick Graham	124	Appalachian State
5b	DT	Ken Hackemack	127	Texas
6	DT	Tom Sims	152	Pittsburgh
7	G	Dave Szott	180	Penn State
8		To Buffalo in '88 DE Art Still trade.		
9	RB	Michael Owens	235	Syracuse
10	LB	Craig Hudson	263	Wisconsin
11	RB	Ernest Thompson	291	Georgia Southern
12	WR	Tony Jeffery	318	San Jose State

Obtained Buffalo's fifth-round pick (Hackemack) in '88 DE Art Still trade.

1989

1	LB	Derrick Thomas	4	Alabama
2	QB	Mike Elkins	32	Wake Forest
3	WR	Naz Worthen	60	North Carolina St.
4	CB	Stan Petry	88	TCU
5		To Cleveland in '89 LB Mike Junkin trade.		
6	WR	Robb Thomas	143	Oregon State
7	LB	Ron Sancho	171	Louisiana State
8a	RB	Bryan Tobey	199	Grambling

8b	RB	Todd McNair	220	Temple
9	S	Jack Phillips	227	Alcorn State
10	LB	Rob McGovern	255	Holy Cross
11	CB	Marcus Turner	283	UCLA
12	RB	Bill Jones	311	SW Texas State

Obtained Buffalo's eighth-round pick (McNair) in '88 DE Art Still trade.

1988

1	DE	Neil Smith	2	Nebraska
2		To Detroit in first-round trade.		
3	DB	Kevin Porter	59	Auburn
4a		To Tampa Bay in '88 QB Steve DeBerg trade.		
4b	WR	J.R. Ambrose	96	Mississippi
5		To New Orleans in '87 LB Jack Del Rio trade.		
6	RB	James Saxon	139	San Jose State
7	LB	Troy Stedman	171	Washburn
8	TE	Alfredo Roberts	197	Miami (Fla.)
9	WR	Azizuddin Abdur-Ra'ooof	224	Maryland
10	RB	Kenny Gamble	251	Colgate
11	QB	Danny McManus	282	Florida State
12		To Buffalo in '87 CB Charles Romes trade.		

Obtained Detroit's first-round pick (Smith) in exchange for the Chiefs first-round pick (3rd overall) and second-round pick (29th overall). Obtained QB Steve DeBerg from Tampa Bay in exchange for S Mark Robinson and the Chiefs fourth-round pick (86th overall). Obtained Pittsburgh's fourth-round selection (Ambrose) in '88 QB Todd Blackledge trade.

1987

1	RB	Paul Palmer	19	Temple
2	RB	Christian Okoye	35	Azusa Pacific
3	LB	Todd Howard	73	Texas A&M
4		To Houston in second-round trade.		
5a	WR/KR	Kitrick Taylor	128	Washington State
6		To Houston in '86 RB Larry Moriarity trade.		
7	QB	Doug Hudson	186	Nicholls State
8a		To Miami in fifth-round trade.		
8b	RB/KR	Michael Clemons	218	William & Mary
9	DE	Randy Watts	244	Catawba
10	RB	James Evans	271	Southern
11	WR/KR	Craig Richardson	298	Eastern Wash.
12	LB	Bruce Holmes	325	Minnesota

Obtained Houston's second-round pick (Okoye) in exchange for the Chiefs second-round (46th overall) and fourth-round (105th overall) picks. Obtained Miami's fifth-round pick (Taylor) in exchange for the Chiefs fifth-round (132nd overall) and eighth-round (212th overall) picks. Obtained New England's eighth-round pick (Clemons) in '86 TE Willie Scott trade.

1986

1	T	Brian Jozwiak	7	West Virginia
2	LB	Dino Hackett	35	Appalachian State
3	DE	Leonard Griffin	63	Grambling
4a	C	Tom Baugh	87	Southern Illinois
4b	WR	Chas Fox	90	Furman
5		To San Diego in '83 C Bob Rush trade.		
6a	RB	Kent Hagood	141	South Carolina
6b		To Washington in '86 C Rick Donnalley trade.		
7		To Cleveland in '86 RB Boyce Green trade.		
8a	P	Lewis Colbert	196	Auburn
8b		To Buffalo in eighth-round transaction.		
9	NT/DE	Gary Baldinger	229	Wake Forest
10	NT	Isaac Readon	257	Hampton Institute
11	LB	Aaron Pearson	285	Mississippi State
12		To Buffalo in eighth-round transaction.		

Obtained Houston's fourth-round pick (Baugh). Obtained Washington's sixth-round pick (Hagood). Obtained Buffalo's eighth-round pick (Colbert) in exchange for eighth-round (202nd overall) and 12th-round picks (313th overall).

1985

1	RB	Ethan Horton	15	North Carolina
2	TE	Jonathan Hayes	41	Iowa
3		To San Diego in '83 C Bob Rush trade.		

4	G	Bob Olderman	99	Virginia
5a	RB	Bruce King	126	Purdue
5b		To Houston in '85 DE Bob Hamm trade.		
6a	CB	John Bostic	149	Bethune-Cookman
6b		To Houston in '85 DE Bob Hamm trade.		
7a		To Dallas.		
7b	DE	Vincent Thomson	180	Missouri Western
7c	G	Dave Heffernan	183	Miami (Fla.)
7d		To Washington for sixth-round choice in '86.		
8	WR	Ira Hillary	210	USC
9	S	Mike Armentrout	237	SW Missouri St.
10	RB	Jeff Smith	267	Nebraska
11	C	Chris Jackson	293	Southern Methodist
12	C	Harper LeBel	321	Colorado State

Obtained L.A. Rams fifth-round pick (subsequently traded to Houston) in '83 QB Steve Fuller trade. Obtained Philadelphia's sixth-round pick (Bostic) in '83 TE Al Dixon trade. Obtained N.Y. Jets seventh-round pick (subsequently traded to Dallas) in '85 LB Charles Jackson trade. Obtained San Diego's seventh-round pick (Thomson) in '84 RB Jewerl Thomas trade. Obtained St. Louis' seventh-round pick (subsequently traded to Washington) in '84 LB Thomas Barber trade.

1984 USFL SUPPLEMENTAL

1	T	Mark Adickes	5	Baylor
		(L.A. Express)		
2	CB	Lupe Sanchez	34	UCLA
		(Arizona Wranglers)		
3	CB	Garcia Lane	61	Ohio State
		(Philadelphia Stars)		

1984

1a	NT	Bill Maas	5	Pittsburgh
1b	T	John Alt	21	Iowa
2	LB	Scott Radecic	34	Penn State
3	RB	Herman Heard	61	So. Colorado
4	S	Mark Robinson	90	Penn State
5a	DE	Eric Holle	117	Texas
5b	LB	Jeff Paine	134	Texas A&M
6	WR	Rufus Stevens	146	Grambling
7	CB	Kevin Ross	173	Temple
8	S	Randy Clark	202	Florida
9a	G/T	Scott Auer	229	Michigan State
9b	TE	Dave Hestera	240	Colorado
10	LB	Al Wenglikowski	258	Pittsburgh
11	RB	Bobby Johnson	285	San Jose State
12	LB	Mark Lang	314	Texas

Obtained the L.A. Rams first-round (Alt) and fifth-round picks (Paine) in '84 CB Gary Green trade. Obtained Green Bay's ninth-round pick (Hestera) in '83 T Charlie Getty trade.

1983

1	QB	Todd Blackledge	7	Penn State
2	T	David Lutz	34	Georgia Tech
3	CB	Albert Lewis	61	Grambling
4	TE	Ron Wetzel	92	Arizona State
5	P	Jim Arnold	119	Vanderbilt
6	T	Ellis Gardner	146	Georgia Tech
7a	RB	Ken Thomas	173	San Jose State
7b	RB	Daryl Posey	179	Mississippi Coll.
8	T	Irv Eatman	204	UCLA
9	C	Adam Lingner	231	Illinois
10	NT	Mark Shumate	257	Wisconsin
11	DE	Dwayne Jackson	284	South Carolina St.
12	OT	Kenny Jones	315	Tennessee

Obtained CB Lucious Smith, RB Jewerl Thomas and L.A. Rams fifth-round pick in '85 in exchange for QB Steve Fuller and CB Eric Harris. Obtained New Orleans' seventh-round pick (Posey) in '82 LB Whitney Paul trade.

1982

1	WR	Anthony Hancock	11	Tennessee
2	LB	Calvin Daniels	46	North Carolina
3		To St. Louis in first-round trade.		
4a	LB	Louis Haynes	100	North Texas State
4b	LB	Stuart Anderson	104	Virginia



5	RB	Del Thompson	130	Texas - El Paso
6	S	Durwood Roquemore	157	Texas A&I
7	NT	Greg Smith	184	Kansas
8	WR	Case deBrujin	214	Idaho State
9	T	Lyndie Byford	241	Oklahoma
10	WR	Larry Brodsky	268	Miami (Fla.)
11	CB	Bob Carter	297	Arizona
12	S	Mike Miller	324	SW Texas State

Obtained St. Louis' first-round pick (Hancock) in exchange for the Chiefs first-round (16th overall) and third-round picks (73rd overall). Obtained Denver's fourth-round pick (Anderson) in '81 RB Tony Reed trade.

1981

1	TE	Willie Scott	14	South Carolina
2	RB	Joe Delaney	41	NW Louisiana
3a	TE	Marvin Harvey	70	So. Mississippi
3b	T	Roger Taylor	75	Oklahoma State
3c	DB	Lloyd Burruss	78	Maryland
4	WR	Ron Washington	97	Arizona State
5	T/C	Todd Thomas	124	North Dakota
6	NT	Dock Luckie	153	Florida
7	RB	Billy Jackson	180	Alabama
8	WR	David Dorn	206	Rutgers
9	DB	Tony Vereen	237	SE Louisiana
10	G	Les Studdard	262	Texas
11	DE	Frank Case	289	Penn State
12	QB	Bob Gagliano	319	Utah State

Obtained Denver's third-round pick (Taylor) in '81 RB Tony Reed trade. Obtained L.A. Rams third-round pick (Burruss) in '80 TE Walter White trade.

1980

1	G	Brad Budde	11	USC
2		To Houston in '79 QB Steve Fuller trade.		
3	RB	James Hadnot	66	Texas Tech
4	LB	Dave Klug	94	Concordia
5a	WR	Carlos Carson	114	Louisiana State
5b	DE	Dan Pensick	115	Nebraska
5c		To Detroit in '80 C Larry Tearry trade.		
6a	WR	Bubba Garcia	147	Texas-El Paso
6b	RB	Larry Heater	164	Arizona
7		To L.A. Rams in '80 TE Walter White trade.		
8	LB	Sam Stepany	203	Boston University
9a		To Detroit in '80 C Larry Tearry trade.		
9b	WR	Tom Donovan	230	Penn State
10	T	Rob Martinovich	261	Notre Dame
11	NT	Dale Markham	287	North Dakota
12	LB	Mike Brewington	314	East Carolina

Obtained Baltimore's fifth-round pick (Carson) in exchange for RB Mark Bailey. Obtained St. Louis' fifth-round pick (Pensick). Obtained L.A. Rams sixth-round pick (Heater) and a third-round pick in '81 in exchange for TE Walter White and a seventh-round pick (176th overall).

1979

1a	DE	Mike Bell	2	Colorado State
1b	QB	Steve Fuller	23	Clemson
2		To Houston in first-round trade.		
3		To L.A. Rams in '79 NT Stan Johnson trade.		
4	LB	Frank Manumaleuga	85	San Jose State
5	RB	Earl Grant	112	Missouri
6	WR	Robert Gaines	140	Washington
7	DE	Ken Kremer	167	Ball State
8a	RB	Mike Williams	195	New Mexico
8b	G	Robert Brewer	218	Temple
9a	TE	James Folston	222	Cameron State
9b	T	Joe Robinson	229	Ohio State
10a	LB	Michael DuPree	251	Florida
10b	S	Gerald Jackson	260	Mississippi State
10c	WR	Larry Willis	268	Alcorn State
11	WR	Stan Rome	277	Clemson
12	RB	Michael Forrest	305	Arkansas

Obtained Houston's first-round pick (Fuller) in exchange for the Chiefs second-round (31st overall) and an '80 second-round picks. Obtained St. Louis' eighth-round pick (Brewer) in '79 LB Jimbo

Elrod trade. Obtained New Orleans' ninth-round pick (Robinson) in '78 DT Keith Simmons trade. Obtained Washington's 10th-round pick (Jackson).

1978

1	DE	Art Still	2	Kentucky
2	DT/DE	Sylvester Hicks	29	Tennessee
3	LB	Gary Spani	58	Kansas State
4a	LB	Danny Johnson	85	Tennessee State
4b	QB	Pete Woods	104	Missouri
5a	WR	Jerrold McRae	112	Tennessee State
5b	DT	Dwight Carey	118	Texas - Arlington
5c	WR/KR	Robert Woods	134	Grambling
6		To Chicago in fourth-round trade.		
7a	DB	Ricky Odom	168	USC
7b	WR	Bill Kellar	184	Stanford
8	RB	John Henry White	195	Louisiana Tech
9	T	Larry Brown	224	Miami (Fla.)
10	DE/DT	Earl Bryant	251	Jackson State
11	S	Ray Milo	280	New Mexico State
12	C	Willie Brock	307	Colorado

Obtained Chicago's fourth-round pick (P. Woods) in exchange for the Chiefs fifth-round (131st overall) and sixth-round picks (139th overall). Obtained Philadelphia's fifth-round pick (Carey) in '77 DT Cliff Frazier trade. Obtained Baltimore's fifth-round pick (R. Woods) in '78 LB Willie Lanier trade. Obtained Washington's seventh-round pick (Kellar).

1977

1	CB	Gary Green	10	Baylor
2	RB	Tony Reed	37	Colorado
3	LB	Thomas Howard	67	Texas Tech
4a	RB	Mark Bailey	92	Cal St. Long Beach
4b	TE	Tony Samuels	94	Bethune-Cookman
4c	G	Darlus Helton	95	N. Carolina Central
4d	DB	Eric Harris	104	Memphis St.
5		To Pittsburgh in '76 RB Tommy Reamon trade.		
6a	DE	Rick Burleson	150	Texas
6b	RB	Andre Herrera	167	Southern Illinois
7	S	Chris Golub	177	Kansas
8a	LB	Ron Olsonoski	204	Saint Thomas
8b	WR	Waddell Smith	215	Kansas
9a	DE	Derrick Glanton	226	Bishop
9b	T	Dave Green	234	New Mexico
10	QB	Mark Vitali	261	Purdue
11	WR	Maurice Mitchell	288	Northern Michigan
12	LB	Raymond Burks	318	UCLA

Obtained Philadelphia's fourth-round pick (Bailey) and a '78 fifth-round pick in '77 DT Cliff Frazier trade. Obtained Houston's fourth-round pick (Helton) in '75 WR Elmo Wright trade. Obtained Washington's fourth-round pick (Harris) in '74 T Jim Tyrer trade. Obtained Chicago's sixth-round pick (Herrera) in '77 RB Tommy Reamon trade. Obtained Washington's eighth-round pick (Smith) in '76 DE John Matuszak trade. Obtained Buffalo's ninth-round pick (Glanton) in '75 DB Doug Jones trade.

1976

1	G	Rod Walters	14	Iowa
2	DT	Cliff Frazier	41	UCLA
3a	DT	Keith Simons	63	Minnesota
3b		To Green Bay in '75 RB MacArthur Lane trade.		
3c	S	Gary Barbaro	74	Nicholls State
3d	WR	Henry Marshall	79	Missouri
4		To Cincinnati in '75 LB Ken Avery trade.		
5a	DT	Willie Lee	137	Bethune-Cookman
5b	LB	Jimbo Elrod	144	Oklahoma
6a	CB	Steve Taylor	166	Kansas
6b	LB	Bob Gregolunas	167	Northern Illinois
6c	T	Calvin Harper	172	Illinois State
7	RB	Rod Wellington	196	Iowa
8	C	Orrin Olsen	222	BYU
9	CB	Tim Collier	249	East Texas State
10	DE	Whitney Paul	277	Colorado
11	TE	Bob Squires	304	Hastings
12	WR	Harold Porter	331	SW Louisiana
13	QB	Joe Bruner	361	NE Louisiana



14	T	Rick Thurman	388	Texas
15	LB	Dave Rozumek	415	New Hampshire
16	DB/P	Dennis Anderson	445	Arizona
17	RB	Pat McNeil	472	Baylor

Obtained San Francisco's third-round pick (Simons) and G Randy Beiser in '75 CB Nate Allen trade. Obtained Green Bay's third-round pick (Barbaro) in '74 QB Dean Carlson trade. Obtained Houston's third-round pick (Marshall) in '75 DE John Matuszak trade. Obtained Houston's fifth-round pick (Elrod), sixth-round pick (Taylor) and a '77 fourth-round pick in '75 WR Elmo Wright trade. Obtained Washington's sixth-round pick (Harper) in '74 T Jim Tyrer trade.

1975

1		To Houston in '74 DE John Matuszak trade.		
2	TE	Elmore Stephens	34	Kentucky
3	DT	Cornelius Walker	59	Rice
4		To Denver in '74 LB Tom Graham trade.		
5		To Los Angeles in '74 T Jim Nicholson trade.		
6a	RB	Morris LaGrand	137	Tampa
6b	DE	Dave Wasick	139	San Jose State
7		To Houston in '74 RB Bill Thomas trade.		
8a		To Pittsburgh in '74 WR Barry Pearson trade.		
8b	T	Wayne Hoffman	189	Oklahoma
9		To Cleveland in '74 DE Bob Briggs trade.		
10		To Denver in '74 T Tom Drougas trade.		
11	G	Dale Hegland	268	Minnesota
12	RB	James Rackley	293	Florida A&M
13	LB	John Snider	318	Stanford
14	G	Gene Moshler	346	Vanderbilt
15		To Pittsburgh in '74 DT Tom Keating trade.		
16	DE	Mark Petersen	396	Illinois
17	S	Mike Bulino	424	Pittsburgh

Obtained DE John Matuszak in exchange for DT Curley Culp and the Chiefs first-round pick (sixth overall). Obtained San Francisco's sixth-round pick (Wasick) in '74 WR Robert West trade. Obtained Washington's eighth-round (Hoffman), '76 sixth-round and '77 fourth-round picks in '74 T Jim Tyrer trade. Obtained T Tom Drougas and LB Tom Graham in exchange for the Chiefs 10th-round pick (240th overall).

1974

1	RB	Woody Green	16	Arizona State
2	T	Charlie Getty	41	Penn State
3	QB	Dave Jaynes	66	Kansas
4	T	Matt Herkenhoff	94	Minnesota
5		To N.Y. Giants in '73 G/T Wayne Walton trade.		
6a	RB	Jay Washington	131	Clemson
6b		To Washington.		
7	DE	LeRoy Hegge	172	S. Dakota (Springfield)
8		To N.Y. Jets in '73 DE Gerry Philbin trade.		
9	RB	J.J. Jennings	222	Rutgers
10	G	Tom Condon	250	Boston College
11	RB	Bob Thornbladh	275	Michigan
12	WR	Carl Brown	300	West Texas State
13	LB	Norm Romagnoli	328	Kentucky State
14	G	Frank Pomarico	353	Notre Dame
15	LB	Lem Burnham	378	U.S. International
16	G	Barry Beers	405	William & Mary
17	KR	Dave Langner	431	Auburn

Obtained New Orleans' sixth-round pick (Washington).

1973

1		To Chicago in '72 DT George Seals trade.		
2a	TE	Gary Butler	27	Rice
2b		To Los Angeles in '73 RB Willie Ellison trade.		
3a		To Baltimore in '73 WR Eldridge Dickey trade.		
3b	T/G	Paul Krause	72	Central Michigan
4a	DE	John Lohmeyer	89	Emporia State
4b		To Los Angeles in '73 QB Pete Beathard trade.		
5	DE	Fred Grambau	120	Michigan
6	DB	Doug Jones	145	San Fernando Valley St.
7	C	Donn Smith	173	Purdue
8	LB	Al Palewicz	197	Miami (Fla.)
9	G	Bill Story	223	Southern Illinois
10	CB	Willie Osley	251	Illinois

11		Choice nullified.		
12	DT	Tom Ramsey	301	Northern Arizona
13	CB	Paul Mettallo	329	Massachusetts
14	WR	Albert White	354	Fort Valley State
15		To Buffalo for previous considerations.		
16	LB	Wilbur Grooms	407	Tampa
17	DE/TE	Clayton Korver	431	SMU

Obtained Houston's second-round pick (Butler). Obtained RB Willie Ellison and CB Bob Stein in exchange for the Chiefs second-round pick. Obtained Cleveland's third-round pick (Krause) in '72 WR Frank Pitts trade. Obtained Minnesota's fourth-round pick (Lohmeyer) in '73 K Mike Eisheid trade.

1972

1	RB	Jeff Kinney	23	Nebraska
2		To New England for previous considerations.		
3		To Houston in '71 TE Willie Frazier trade.		
4a	WR	Andy Hamilton	97	Louisiana State
4b		To New Orleans in consideration of Charles Williams.		
5	DE/LB	Milton Davis	127	Texas - Arlington
6	DE	John Kahler	153	Long Beach State
7	QB	Dean Carlson	179	Iowa State
8	G	Scott Mahoney	205	Colorado
9	DT	Dave Taylor	231	Weber State
10	T	Richard Ruppert	257	Hawaii
11	T	Elbert Walker	283	Wisconsin
12	DT	Mike Williams	309	Oregon
13	DB	Tyler Hellams	335	South Carolina
14	LB	Dave Chaney	360	San Jose State
15	DB	Larry Marshall	387	Md-Eastern Shore
16	DE	Bob Johnson	413	Hanover
17	LB	Ted Washington	439	Miss. Valley St.

Obtained Cleveland's fourth-round pick (Hamilton) and a '73 third-round pick in '72 WR Frank Pitts trade.

1971

1	WR	Elmo Wright	16	Houston
2a	DT	Wilbur Young	39	William Penn
2b	DE	Scott Lewis	42	Grambling
3		To Cleveland in '70 DE Marvin Upshaw trade.		
4	TE	David Robinson	94	Jacksonville State
5	RB	Mike Adamle	120	Northwestern
6	CB	Kerry Reardon	146	Iowa
7		To New Orleans in '71 RB Jim Otis trade.		
8a	S	Mike Sensibaugh	191	Ohio State
8b	S	Rick Telander	198	Northwestern
9	T	Alvin Hawes	224	Minnesota
10	WR	Bruce Jankowski	250	Ohio State
11	CB	Nate Allen	276	Texas Southern
12	RB	Tony Esposito	302	Pittsburgh
13	QB	Chuck Hixson	328	SMU
14	DE	Bruce Bergey	354	UCLA
15	CB/S	Mike Montgomery	380	SW Texas State
16	G	Darrell Jansonius	406	Iowa State
17	DB	+Travis Hill	432	Prairie View A&M

Obtained San Diego's second-round pick (Young) in '70 RB Mike Garrett trade. Obtained Denver's eighth-round pick (Sensibaugh).

1970

1	T	Sid Smith	26	USC
2	LB	Clyde Werner	52	Washington
3a	DE	Billy Bob Barnett	61	Texas A&M
3b	CB	David Hadley	78	Alcorn A&M
4		To Cincinnati in '69 RB Warren McVea trade.		
5	C	Mike Oriard	130	Notre Dame
6	DT/DE	Robert Hews	156	Princeton
7	WR	Clyde Glosson	182	Texas - El Paso
8a	CB	Fred Barry	193	Boston University
8b		To Denver in '69 T Walt Barnes trade.		
9	T	Charley Evans	234	Texas Tech
10	G	Bob Stankovich	259	Arkansas
11	RB	Bill O'Neal	285	Grambling
12	G	Rodney Fedorchak	312	Pittsburgh
13	DE	Troy Patridge	338	Texas - Arlington
14	RB	Glen Dumont	364	Amer. International



15	DB	Bob Liggett	390	Nebraska
16	LB	Randy Ross	416	Kansas State
17	S	Rayford Jenkins	442	Alcorn A&M

Obtained San Francisco's third-round pick (Barnett) in '69 KR Noland Smith trade. Obtained Denver's eighth-round pick (Barry) in '69 T Walt Barnes trade.

1969

1	CB	Jim Marsalis	23	Tennessee State
2	RB	Ed Podolak	48	Iowa
3	TE	Morris Stroud	76	Clark (Ga.)
4a		To Denver in '68 DT Curley Culp trade.		
4b	C	Jack Rudnay	101	Northwestern
5	LB	Bob Stein	126	Minnesota
6	RB	John Pleasant	155	Alabama State
7	WR	Tom Nettles	179	San Diego State
8a	T	Clanton King	204	Purdue
8b	DB	Maurice LeBlanc	206	Louisiana State
9	G	Dan Klepper	231	Nebraska - Omaha
10	DT	John Sponheimer	257	Cornell
11	DE	Skip Wupper	282	C.W. Post
12	LB	John Lavin	309	Notre Dame
13	G	Rick Piland	335	Virginia Tech
14	CB	Al Bream	360	Iowa
15	T	Leland Winston	388	Rice
16	CB	Uriel Johnson	413	Prairie View
17	CB	Ralph Jenkins	438	Tuskegee

Obtained Boston's fourth-round pick (subsequently traded to Denver). Obtained Oakland's eighth-round pick (LeBlanc).

1968

1a	G	Maurice (Mo) Moorman	19	Texas A&M
1b	G	George Daney	22	Texas-El Paso
2	QB	Mike Livingston	48	SMU
3		To Denver in '68 RB Wendell Hayes trade.		
4a	TE	Mickey McCarty	90	TCU
4b		To Denver in '68 RB Wendell Hayes trade.		
5		To Buffalo in '68 G Remi Prudhomme trade.		
6		To Cincinnati in '68 NFL Expansion Draft.		
7	DB	Sam Grezaffi	184	Louisiana State
8	C	Lindon Endsley	213	North Texas State
9	LB	Wayne (Mac) McClure	239	Mississippi
10	WR	Jack Gehrke	265	Utah
11	DE	Tom Nosewicz	294	Tulane
12	DB	Bobby Johns	320	Alabama
13	WR	Jim Kavanagh	346	Boston College
14	RB	Robert Holmes	375	Southern
15	C	Bill Chambless	401	Miami (Fla.)
16	T	Pat Talburt	427	SW Missouri State
17	RB	Wesley Williams	456	Texas Southern

Obtained Houston's first-round pick (Daney), QB Jacky Lee and DT Ernie Ladd in exchange for QB Pete Beathard. Obtained RB Wendell Hayes and DB Goldie Sellers in exchange for the Chiefs third and fourth-round picks. Obtained Buffalo's fourth-round pick (McCarty).

1967

1	DT	Gene Trosch	24	Miami
2a	LB	Jim Lynch	47	Notre Dame
2b	LB	Willie Lanier	50	Morgan State
3	TE	Billy Masters	77	Louisiana State
4	G	Ron Zwernemann	104	East Texas State
5		To Buffalo for previous considerations.		
6	KR	Noland Smith	156	Tennessee State
7	C	Richard Erickson	183	Wisconsin - Stout
8	T	Thomas Altmeier	209	Luther
9	DT	Ed Pope	235	Jackson State
10		To Houston in '66 C Wayne Frazier trade.		
11	G	William Braswell	286	Auburn
12a	G	Richard Kolowski	303	Lake Forest
12b	WR	Kent Lashley	313	Oklahoma
13	RB	Linwood Simmons	339	Edward Waters
14	DT	John Bishop	365	Delta State
15	FB	Denny Capponi	391	Xavier
16	HB	Charlie Noggle	417	North Carolina St.
17	WR	David Lattin	443	Texas Western

Obtained Boston's second-round pick (Lynch). Obtained San Diego's 12th-round pick (Kolowski).

1966

1	DE	Aaron Brown		Minnesota
2	T	Francis Peay		Missouri
3	T	Walt Barnes		Nebraska
4	HB	Elijah Gipson		Bethune - Cookman
5	G	Doug Van Horn		Ohio State
6	C	John Osmond		Tulsa
7	K	Charles Gogolak		Princeton
8	DB	Fletcher Smith		Tennessee State
9	E/DB	Dick Smith		Northwestern
10	DB	Fred Dawson		South Carolina St.
11	DB	Willie Ray Smith		Kansas
12	DB	Bill Bonds		McMurry
13	E/K	Wayne Walker		NW Louisiana
14	FB	Charles Harraway		San Jose State
15	G	Bruce Van Dyke		Missouri
16	FB	Tom Barington		Ohio State
17	FB	Walt Garrison		Oklahoma State
18	DB	Hal Seymour		Florida
19	E	Bob Dunlevy		West Virginia
20	RB	Mike Garrett		USC

1966 REDSHIRTS

1	E/DB	George Youngblood		Cal St. Los Angeles
2	T	Robert Pickens		Nebraska
3	K	Jan Stenerud		Montana State
4	HB	Dan Berry		California
5	LB	Lynn Senkbell		Nebraska
6	DB	Dick Reding		NW Louisiana
7	T	Bill Ogle		Stanford
8	DB	Mel Myricks		Washburn
9	DT	Perry Parks		Cal St. Los Angeles
10	K	Elmer Collett		Cal St. SF
11	T	Denis Moore		USC

1965

1	RB	Gale Sayers	5	Kansas
2a	G	Jack Chapple	13	Stanford
2b	LB	Ron Caveness	16	Arkansas
3	FB	Mike Curtis	21	Duke
4a	WR	Otis Taylor	29	Prairie View A&M
4b	WR	Frank Pitts	32	Southern
5	HB	Smith Reed	37	Alcorn State
6	DB	Mickey Sutton	45	Auburn
7a	WR	Gloster Richardson	49	Jackson St.
7b	DB/K	Lou Bobich	53	Michigan State
8	QB/K	Danny Thomas	61	SMU
9	C	Joe Cerne	69	Northwestern
10	DB	Bob Howard	77	Stanford
11	T	Al Piriano	85	Wisconsin
12	LB	Mike Cox	93	Iowa State
13	DB/E	Robert Bonds	101	San Jose State
14	DB	Fred Dotson	109	Wiley
15	G	Dave Powless	117	Illinois
16	T	Stan Irvine	125	Colorado
17	LB	Don Croftcheck	133	Indiana
18	TE	Jerry Smith	141	Arizona State
19	C	Mike Alfond	149	Auburn
20	HB	Bill Symons	157	Colorado

Obtained Buffalo's second-round pick (Caveness). Obtained Buffalo's fourth-round pick (Pitts). Obtained Houston's seventh-round pick (Richardson).

1965 REDSHIRTS

1	DT	Alphonse Dotson		Grambling
2	DT	Frank Cornish		Grambling
3	HB	Henry Carr		Arizona State
4	T	Steve Cox		South Carolina
5	E	John Thomas		Southern California
6	G	John Wilbur		Stanford



7	HB	Bill Moore	Mississippi State
8	DB	Roosevelt Ellerbe	Iowa State
9	HB	Bruce McLenna	Hillsdale
10	E	Chuck Drulis	Duke
11	E	Bill Scott	NE Oklahoma
12	HB	Lonnie Price	SW Louisiana

29 HB *John Sisk 232 Miami (FL)
 Obtained Oakland's first-round pick (Buchanan) in '62 QB Cotton Davidson trade. Obtained Oakland's 11th-round selection (Infante). Infante was subsequently traded to Buffalo in exchange for RB Ronnie Goodwin (11th-round pick - Buffalo). G Dennis Ward was subsequently traded to Houston. Obtained Oakland's 14th-round pick (Johnson).

1964

1	QB	<i>Pete Beathard</i>	2	USC
2	E	Billy Martin	10	Georgia Tech
3	T	Ken Kortas	18	Louisville
4	T	<i>Ed Latham</i>	26	Michigan State
5		To Buffalo.		
6a	DB	Duke Carlisle	42	Texas
6b	RB	Joe Don Looney	44	Oklahoma
7	E	John Simon	50	Notre Dame
8	WR	Hal Bedsole	58	USC
9	T	Tony DiMidio	66	West Chester State
10a	E	Clay Stephens	73	Notre Dame
10b		To San Diego.		
11	LB	Tommy Crutcher	82	Texas Christian
12a		To Buffalo.		
12b	E	Jake Adams	93	Virginia Tech
13a	C	<i>Orville Hudson</i>	98	East Texas St.
13b	HB	Jay Wilkinson	102	Duke
14	HB	*Paul Costa	106	Notre Dame
15	FB	*Jim Snowden	114	Notre Dame
16	QB	*Roger Staubach	122	Navy
17	T	Jack Peterson	130	Nebraska - Omaha
18	T	*Jerry Knoll	138	Washington
19	E	* <i>Jerry Lamb</i>	146	Arkansas
20a	E	*Sandy Sands	153	Texas
20b	HB	*Bob Hohn	154	Nebraska
21	T	*Bob Burrows	162	East Texas State
22	T	*Dick Evers	170	Colorado State
23	E	* <i>Bud Abell</i>	178	Missouri
24	T	*Robert Young	186	Austin
25	T	*Jerry McClurg	194	Colorado
26	HB	*Phil Zera	202	St. Joseph's (IN)

Obtained Buffalo's sixth-round pick (Carlisle). Obtained Denver's 10th-round pick (Stephens). Obtained Boston's 12th-round pick (Adams) in '63 T Gerry DeLucca trade. Obtained Houston's 13th-round pick (Hudson). Obtained Denver's 20th-round pick (Hohn).

1963

1a	DT	<i>Buck Buchanan</i>	1	Grambling
1b	G	<i>Ed Budde</i>	8	Michigan State
2	T	Walter Rock	16	Maryland
3	T	Don Brumm	24	Purdue
4	G	Daryl Sanders	32	Ohio State
5	E	John Campbell	40	Minnesota
6		To Buffalo.		
7	LB	<i>Bobby Bell</i>	56	Minnesota
8	HB	John Sklopan	64	Southern Miss.
9	E	Jan Barrett	72	Fresno State
10	T	Curt Farrier	80	Montana State
11a	RB	Lindy Infante	81	Florida
11b	P/FB	<i>Jerrel Wilson</i>	88	Southern Miss.
12		To New York.		
13	G	Dennis Ward	104	Oklahoma
14a	HB	<i>Stone Johnson</i>	105	Grambling
14b	HB	* <i>Jim (Preacher) Pilot</i>	112	New Mexico State
15	HB	* <i>Joe Auer</i>	120	Georgia Tech
16	E	*Mel Profit	128	UCLA
17	QB	Billy Moore	136	Arkansas
18	T	<i>Bill Freeman</i>	144	Southern Miss.
19		To Denver.		
20	T	* <i>Lowell Vaught</i>	160	SW Louisiana
21	T	* <i>Ernie Boghetti</i>	168	Pittsburgh
22	T	* <i>John Maczuzak</i>	176	Pittsburgh
23	HB	Bob Yaksick	184	Rutgers
24	T	<i>Dave Hill</i>	192	Auburn
25	LB	*John Hughes	200	SMU
26	C	*Tumley Todd	208	Virginia
27	E	*Billy Clay	216	Arkansas
28	E	*Gordon Scarborough	224	East Texas State

1962

1	HB	Ronnie Bull	3	Baylor
2	E	<i>Bill Miller</i>	11	Miami (Fla.)
3	QB	<i>Eddie Wilson</i>	19	Arizona
4a	T	Charles Hinton	27	N. Carolina Central
4b	C	Irv Goode	28	Kentucky
5	T	Bobby Plummer	35	TCU
6	T	Al Hinton	43	Iowa
7		To San Diego.		
8	T	Larry Bowie	59	Purdue
9	T	Marshall Shirk	67	UCLA
10	HB	<i>James Saxton</i>	75	Texas
11a	QB	<i>Bobby Hunt</i>	81	Auburn
11b	T	Guy Reese	83	SMU
12	HB	Bobby Lee Thompson	91	Arizona
13		To Buffalo.		
14	G	*Bookie Bolin	107	Mississippi
15	E	*Dave Graham	115	Virginia
16	E	Pettis Norman	123	Johnson C. Smith
17	E/K	<i>Tommy Brooker</i>	131	Alabama
18	T	Joe Carollo	139	Notre Dame
19	HB	Lee Welch	147	Mississippi State
20	G	Mike Samcheski	155	Lehigh
21	T	* <i>Kent Martin</i>	163	Wake Forest
22	T	<i>Jim Bernhardt</i>	171	Linfield (Ore.)
23	T	<i>Russ Foret</i>	179	Georgia Tech
24	QB	Pat Trammell	187	Alabama
25	E	John Burrell	195	Rice
26	QB	* <i>Walt Rappold</i>	203	Duke
27	HB	*Scott Tyler	211	Miami (Ohio)
28	T	*Jim Thrush	219	Xavier
29	HB	*Ed Ryan	227	Michigan State
30	HB	*Don Goodman	235	Florida
31	T	*Eueristo Nino	243	East Texas State
32	HB	*Joel Arrington	251	Duke
33	HB	*Jack Wilson	259	Duke
34	C	*Rodger Shoals	267	Maryland

Obtained Buffalo's fourth-round pick (Hinton). Obtained E Bill Hull (fifth-round pick - Boston) in a post-draft trade. Obtained QB Bobby Ply (fifth-round pick - N.Y. Titans) in a post-draft trade. Obtained Oakland's 11th-round pick (Hunt).

1961

1	LB	<i>E.J. Holub</i>		Texas Tech
2	DT	Bob Lilly		TCU
3	T	<i>Jim Tyrer</i>		Ohio State
4	E	Claude Mooman		Duke
5	DT	<i>Jerry Mays</i>		SMU
6		To Los Angeles.		
7	TE	<i>Fred Arbanas</i>		Michigan State
8	T	<i>John O'Day</i>		Miami
9	T	Dick Mills		Pittsburgh
10	E	Jerry Daniels		Mississippi
11	HB	Marvin Tibbetts		Georgia Tech
12	HB	<i>Paul Hynes</i>		Louisiana Tech
13	HB	Glynn Gregory		SMU
14	RB	*<i>Curtis McClinton</i>		Kansas
15a	T	Ed Nutting		Georgia Tech
15b	G	Roy Lee Rambo		Texas Christian
16	E	Aaron Thomas		Oregon State
17	HB	<i>Jarrell Williams</i>		Arkansas
18	RB	Ron Hartline		Oklahoma
19	HB	<i>Frank Jackson</i>		SMU
20	E	* <i>Bob Lane</i>		Baylor
21	QB	*Dick Thornton		Northwestern
22	HB	Ed Sharockman		Pittsburgh
23	T	*Lou Zivkovich		New Mexico State
24	G	Pat Dye		Georgia
25	QB	Ray Ramsey		Adams State



26 *HB* *Danny House* *Davidson*
 27 *QB* *Bob Schloredt* *Washington*
 28 *G* *Bill Stine* *Michigan*
 29 *RB* **Lonnie Caddell* *Rice*
 30 *E* *Cedric Price* *Kansas State*
 Obtained Boston's 15th-round pick (Nutting).

FB *Glenn Shaw* *Kentucky*
HB *Gordon Speer* *Rice*
G *Jack Stone* *Oregon*
G ***Marvin Terrell*** ***Mississippi***
G *Emery Turner* *Purdue*
E *Joe Vader* *Kansas State*
HB *Carroll Zaruba* *Nebraska*

1960

(First Selections)

E *Jack Atcheson* *Western Illinois*
T *George Boone* *Kentucky*
E ***Chris Burford*** ***Stanford***
T *Earl Ray Butler* *North Carolina*
E *Gail Cogdill* *Washington State*
HB *James Crotty* *Notre Dame*
T *Gary Ferguson* *SMU*
C *Tom Glynn* *Boston College*
T *Gene Gossage* *Northwestern*
T *Jim Heineke* *Wisconsin*
T/G *William Jerry* *South Carolina*
T *John Kapele* *Brigham Young*
RB *Louis Kelley* *New Mexico State*
T/G *Gilmer Lewis* *Oklahoma*
T/G *John Malmberg* *Knox College*
C *Arvie Martin* *Texas Christian*
QB *Don Meredith* *SMU*
HB *Tom Moore* *Vanderbilt*
E *Ola Murchison* *Pacific*
C *Bob Nelson* *Wisconsin*
E *Jim Norton* *Idaho*
QB *Warren Rabb* *Louisiana State*
HB *Howard Ringwood* *Brigham Young*
HB ***Johnny Robinson*** ***Louisiana State***
FB *John Saunders* *South Carolina*

(Second Selections)

T/G *Grady Alderman* *Detroit*
T/G *Herman Alexander* *Findlay (Ohio)*
HB *Taz Anderson* *Georgia Tech*
T/G *Jim Beaver* *Florida*
T/G **Bill Beck* *Gustavus Adolphus*
T/G **Doug Pat Brown* *Fresno State*
HB *Gary Campbell* *Whittier (Calif.)*
QB *Vernon Cole* *North Texas State*
T/G *Toby Deese* *Georgia Tech*
T/G *Carl Dumbaid* *West Virginia*
C *Charles Elizey* *Southern Mississippi*
HB *Tom Gates* *San Bernardino (Calif.)*
HB *Austin Gonsoulin* *Baylor*
HB *Clark Holden* *Southern California*
T/G *DeWitt Hoopes* *Northwestern*
T/G *Don Leebern* *Georgia*
C *Bill Thompson* *Georgia*
E *Billy Trantum* *Arkansas*
E *Jim Vickers* *Georgia*
E *Larry Ward* *Lamar Tech*
HB *Paul Winslow* *North Carolina Central*

KEY

Italics Indicates Signed by Chiefs
 * Indicates Future Choice + Pick Voided by League
Bold Italics Indicates An Eventual Regular Starter

CHIEFS ALL-TIME FIRST-ROUND PICKS

Year	Pos.	Player	Pick #	Year	Pos.	Player	Pick #
2022	CB	Trent McDuffie	21	1988	DE	Neil Smith	2
	DE	George Karlaftis	30	1987	RB	Paul Palmer	19
2021		Traded to Baltimore.	31	1986	T	Brian Jozwiak	8
2020	RB	Clyde Edwards-Helaire	32	1985	RB	Ethan Horton	15
2019		Traded to Seattle.	29	1984	NT	Bill Maas	5
2018		Traded to Buffalo.	22		T	John Alt	21
2017	QB	Patrick Mahomes	10	1983	QB	Todd Blackledge	7
2016		Traded to San Francisco	28	1982	WR	Anthony Hancock	11
2015	CB	Marcus Peters	18	1981	TE	Willie Scott	14
2014	LB	Dee Ford	23	1980	G	Brad Budde	11
2013	T	Eric Fisher	1	1979	DE	Mike Bell	2
2012	DT	Dontari Poe	11				
2011	WR	Jonathan Baldwin	26		QB	Steve Fuller	23
2010	S	Eric Berry	5	1978	DE	Art Still	2
2009	DE	Tyson Jackson	3	1977	CB	Gary Green	10
2008	DT	Glenn Dorsey	5	1976	G	Rod Walters	14
	T	Branden Albert	15	1975		Traded to Houston.	6
2007	WR	Dwayne Bowe	23	1974	RB	Woody Green	16
2006	DE	Tamba Hali	20	1973		Traded to Chicago.	17
2005	LB	Derrick Johnson	15	1972	RB	Jeff Kinney	23
2004		Traded to Detroit.	30	1971	WR	Elmo Wright	16
2003	RB	Larry Johnson	27	1970	T	Sid Smith	26
2002	DT	Ryan Sims	6	1969	CB	Jim Marsalis	23
2001		Traded to St. Louis.	12	1968	G	Mo Moorman	19
2000	WR	Sylvester Morris	21		G	George Daney	22
1999	T	John Tait	14	1967	DT	Gene Trosch	24
1998	T	Victor Riley	27	1966	DE	Aaron Brown	--
1997	TE	Tony Gonzalez	13	1965	RB	Gale Sayers*	--
1996	S	Jerome Woods	28	1964	QB	Pete Beathard	2
1995	T	Trezelle Jenkins	31	1963	DT	Buck Buchanan	1
1994	RB	Greg Hill	25		G	Ed Budde	8
1993		Traded to San Francisco.	18	1962	HB	Ronnie Bull*	3
1992	CB	Dale Carter	20	1961	LB	E.J. Holub	--
1991	RB	Harvey Williams	21	1960	QB	Don Meredith*	--
1990	LB	Percy Snow	13				
1989	LB	Derrick Thomas	4				

*Signed with NFL



ALL-TIME PRACTICE SQUAD

1989

Avery, Steve	RB	Northern Michigan
Chandler, Darren	WR	Georgia Southern
Chapman, Ted	DT	Maryland
Harris, Michael	C/G	Grambling
Harvey, Stacy	LB	Arizona State
Knapton, Jeff	DE	Wyoming
Jones, Bill	RB	S.W. Texas State
Mayes, Michael	CB	Louisiana State
McNair, Todd	RB	Temple
Molander, Scooter	QB	Colorado State
Oliver, Robert	WR	Western Michigan
Samuel, Peda	CB	Kansas
VanDruuten, Richard	T	Abilene Christian
Ware, Reggie	RB	Auburn
Whitaker, Danta	TE	Mississippi Valley St.

1990

Birden, J.J.	WR	Oregon
Davis, Willie	WR	Central Arkansas
Sims, Tom	DT	Pittsburgh
Simien, Tracy	LB	TCU

1991

Davis, Willie	WR	Central Arkansas
Hudson, Craig	TE	Wisconsin
Malone, Darrell	CB	Jacksonville State
Miller, Scott	DE	Rutgers
Morris, Robert	DE	Valdosta State
Olive, Bobby	WR	Ohio State
Parker, Anthony	CB	Arizona State
Perez, Mike	QB	San Jose State
Snyder, Brent	QB	Utah State
Weatherspoon, Stephon	LB	Texas Tech

1992

Dohring, Tom	T	Michigan
Earle, John	C/G	Western Illinois
Goetz, Ron	LB	Minnesota
Jackson, Byron	WR	San Jose State
Lewis, Tahaun	CB	Nebraska
Malone, Darrell	CB	Jacksonville State
Marrow, Vince	TE	Toledo
McDaniels, Pellom	DE	Oregon State
Smith, Michael	WR	Kansas State
Stephens, Santo	LB	Temple

1993

Bartrum, Mike	TE	Marshall
DeGraffenreid, Allen	WR	Ohio State
Gay, Matt	WR/S	Kansas
Hughes, Danan	WR	Iowa
Jones, Jeff	WR	California
Knapp, Lindsay	T	Notre Dame
Lewis, Lance	RB	Nebraska
McWright, Robert	CB	Texas Christian
Montgomery, Fred	WR	New Mexico State
Ridgley, Troy	DT	Notre Dame
Shufelt, Pete	LB	Texas-El Paso
Turner, Darius	RB	Washington
Watson, Tim	S	Howard

1994

Anderson, Dunstan	DE	Tulsa
Carter, Perry	CB	Southern Mississippi
Daigle, Anthony	RB	Fresno State
DeGraffenreid, Allen	WR	Ohio State
Gay, Matt	WR/S	Kansas
Martin, Emerson	G	Hampton
Reece, John	CB	Nebraska

Woolfork, Ronnie	LB	Colorado
Wright-Fair, Shaumbe	RB	Washington State

1995

Abrams, Anthony	DT	Clark (Ga.)
Barndt, Tom	C/G	Pittsburgh
Carter, Perry	CB	Southern Mississippi
Davis, Don	LB	Kansas
Florine, Ron	T	Central Missouri State
Lewis, Scotty	DE	Baylor
Parks, Odell	LB	Navarro J.C.
Tagoai, Mu	G	Arizona
Tate, Willy	TE	Oregon
Williams, Robert	TE	Valdosta State

1996

Barnard, David	DT	Florida
Brew, Dorian	CB	Kansas
Coleman, Herb	DE/DT	Trinity International
Davis, Terence	WR	McNeese State
Dritlein, Michael	WR	Washburn
Hicks, Kerry	DE/DT	Colorado
Khayat, Bill	TE	Duke
Morris, Luther	TE	Northwestern
Robinson, Adrian	CB	Baylor
Senters, Michael	CB/WR	Northwestern
Smith, Eric	WR	LSU
Stamps, Harry	T/G	Oklahoma
Watkins, Michael	WR	N.E. Louisiana

1997

Byrd, Isaac	WR	Kansas
Capers, Byron	CB	Florida State
Cotton, Kotto	WR	Arkansas
Haynes, Jesse	RB	N.W. Missouri State
Rodgers, Anthony	WR	Cal-State Northridge
Smith, Mark	LB	Arkansas
Swanson, Pete	T	Stanford
Washington, Vann	S	West Virginia

1998

Ashman, Duane	DE	Virginia
Fontenot, Chris	TE	McNeese State
Haynes, Jesse	RB	N.W. Missouri State
Jones, Reggie	WR	LSU
Kaiser, Jason	CB	Culver-Stockton
Kubik, Brad	G	S.W. Missouri State
Pollack, Fred	G	Nebraska
Rosenstiel, Bob	TE	Eastern Illinois
Willard, Jerrott	LB	California
Williams, K.D.	LB	Henderson State

1999

Bailey, Troy	DE	Oregon
Garrett, Grant	C	Arkansas
Jackson, Ray	CB	Washington State
Kaiser, Jason	S	Culver-Stockton
King, Eric	G	Richmond
Kirby, Charles	FB	Virginia
McWashington, Shawn	WR	Washington State
Shay, Brian	RB	Emporia State
White, Ted	QB	Howard
Williams, Lemanzer	DE	Minnesota

2000

Blick, John	T	Penn State
Bruce, Arland	WR	Minnesota
Gall, Chris	FB	Indiana
Gholston, Kendrick	DE	Louisville
Hall, Ricky	WR	Virginia Tech



Jones, Willie	T	Grambling
Kitchings, Desmond	WR	Furman
McCleary, Norris	DT	East Carolina
McCullough, Andy	WR	Tennessee
McMullen, Kirk	TE	Pittsburgh
Rawlings, Josh	T	Minnesota
Scarlett, Noel	DT	Langston
Tisdale, Casey	LB	New Mexico

Hannon, Chris	WR
Hanoian, Greg	FB
Ingram, Johnathan	CB
Johnson, Adam	TE
Kershaw, William	LB
Lougheed, Pete	T
Mitchell, Clint	DE
Morgan, Donovan	WR
Murphy, Montez	DE
Norton, Zach	CB
Phinisee, Justin	CB
Printers, Casey	QB
Williams, Stephen	DT
Willis, Keith	TE

Tennessee
Syracuse
San Diego State
Buffalo
Maryland
Purdue
Florida
Louisiana - Lafayette
Baylor
Cincinnati
Oregon
Florida A&M
NW Missouri State
Virginia Tech

2001

Allotey, Victor	G	Indiana
Baber, Billy	TE	Virginia
Cason, Aveion	RB	Illinois State
Harts, Shaunard	S	Boise State
Hawkins, Ahmad	CB	Virginia
Klemic, Dave	WR	Northeastern
Layne, George	FB	Texas Christian
Moses, J.J.	WR	Iowa State

2007

Adkisson, Jason	TE	South Carolina
Akah, Emmanuel	G	Winston-Salem State
Alcorn, Zac	TE	Black Hills (SD)
Allan, Michael	TE	Whitworth (WA)
Battle, Jackie	RB	Houston
Buchanan, William	WR	Southern California
Capizzi, Jason	T	Indiana (PA)
Greene, David	QB	Georgia
Harriott, Claude	DE	Pittsburgh
Harris, Erick	S	Liberty
Harris, Gilbert	RB	Arizona
Jackson, T.J.	DT	Auburn
Little, Brent	WR	Southern Illinois
Lobdell, Joe	T	Northern Iowa
McMahan, Kevin	WR	Maine
Minter, DeMario	CB	Georgia
Otis, Jeff	QB	Columbia
Pimentel, Mickey	LB	California
Pruneda, Ramiro	T	Monterrey Tech
Sippio, Bobby	WR	Western Kentucky
Smith, Khreem	DE	Oklahoma State
Smith, Rob	G	Tennessee
Stallings, Tre	G	Mississippi
Timmons, Tyrone	WR	Mississippi Valley St.
Trannon, Matt	WR	Michigan State

2002

Bingham, T.J.	DE	Ouachita Baptist
Blakley, Dwayne	TE	Missouri
Capel, John	WR	Florida
Finley, Clint	S	Nebraska
Julien, Jamar	RB	San Jose State
Landry, Michael	DE	Southern
Newsom, Tony	LB	Utah State
Rogers, Kirk	WR	Hardin-Simmons
Truluck, R-Kal	DE	SUNY Cortland
White, Mitch	T	Oregon State

2003

Alford, Darnell	T	Boston College
Finley, Clint	S	Nebraska
Ford, Willie	CB	Syracuse
Hall, Joe	FB	Kansas State
Horn, Chris	WR	Rocky Mountain
Landry, Michael	DE	Southern
Pile, Willie	S	Virginia Tech
Reese, Allen	DT	Kansas State
Ward, LaShaun	WR	California

2004

Booth, John	WR	Mid-America Nazarene
Cheek, Steve	P	Humboldt State
Connot, Scott	S	South Dakota State
Cruz, Ronnie	RB	Northern State
Golliday, Aaron	TE	Nebraska
Horn, Chris	WR	Rocky Mountain
Ingram, Johnathan	C	San Diego State
Johnson, Aaron	C/G	Ball State
McIntyre, Jeris	WR	Auburn
Miller, Matt	G	Louisiana College
Scanlon, Rich	LB	Syracuse
Sharpe, Montique	DT	Wake Forest
Smith, McKenzie	RB	Washington State
Smith, Richard	WR	Arkansas
Stuber, Tim	G	Colorado State

2005

Connot, Scott	S	South Dakota State
Gado, Samkon	RB	Liberty
Golliday, Aaron	TE	Nebraska
Heyer, Peter	G	No College
Hodge, Alphonso	CB	Miami (Ohio)
Ingram, Johnathan	C	San Diego State
Long, Khari	DE	Baylor
McIntyre, Jeris	WR	Auburn
Smith, McKenzi	RB	Washington State
Thorpe, Craphonso	WR	Florida State
Ville, Zach	DE	Missouri

2006

Bragg, Michael	CB	Texas A&M - Kingsville
-----------------------	----	-----------------------------------

2008

Bain, Travarous	CB	Hampton
Battle, Jackie	RB	Houston
Burton, Antwon	DT	Temple
Cuff, Omar	RB	Delaware
Dacus, Weston	LB	Arkansas
Davis, A.J.	CB	North Carolina State
Davis, Dowayne	S	Syracuse
De La Puente, Brian	G	California
Durde, Aden	LB	None
Grant, Michael	CB	Arkansas
Hagans, Marques	WR	Virginia
Harrison, Edwin	G	Colorado
Hughes, Nate	WR	Alcorn State
Jackson, T.J.	DT	Auburn
Lokey, Derek	DT	Texas
Martin, Ingle	QB	Furman
Mayle, Scott	WR	Ohio
McGhee, Jermaine	DE	Prairie View A&M
McMahan, Kevin	WR	Maine
Oakley, Anthony	G	Western Kentucky
Parker, Jason	DE	Arizona
Price, Maurice	WR	Charleston Southern
Rucker, Micah	WR	Eastern Illinois
Savage, Dantrell	RB	Oklahoma State
Shotwell, Kyle	LB	Cal-Poly
Washington, Tavares	G	Florida

2009

Bates, Jackie	CB	Hampton
Crabtree, Tom	TE	Miami (OH)
Favorite, Marlon	DT	Louisiana State
Gales, Dion	DE/DT	Troy State
Greenwood, Bobby	DE/T	Alabama
Harris, Darryl	G	Mississippi



Lawrence, Quinten
Loke, Derek
Long, Lance
Moore, Kestahn
Patrick, Chris
Payne, Logan
Porter, Jermail
Price, Ricky
Richardson, Barry
Williams, Chandler
Williams, Javarris
Wright, Rodney

WR
DT
WR
RB
T
WR
T
S
T
WR
RB
WR

McNeese State
Texas
Mississippi State
Florida
Nebraska
Minnesota
Kent State
Oklahoma State
Clemson
Florida International
Tennessee State
Fresno State

McDougald, Bradley
Miller, Jordan
Opurum, Toben
Reynolds, Matt
Ross, Rashad
Watkins, Rokevious
Williams, Fred
Wilson, Ridge

S
DT
RB
T
WR
OL
WR
LB/DE

Kansas
Southern University
Kansas
BYU
Arizona State
South Carolina
St. Cloud State
West Alabama

2010

Bakhtiari, Eric
Cole, Justin
Gales, Dion
Greenwood, Bobby
Harris, Darryl
Horne, Jeremy
Johnson, Micah
Lawrence, Quinten
Palko, Tyler
Price, Ricky
Slate, Cody
Tucker, Verran
Walters, Pierre

LB
LB
DE
DE/T
G
WR
LB
WR
QB
S
TE
WR
LB

Univ. of San Diego
San Jose State
Troy State
Alabama
Mississippi
Massachusetts
Kentucky
McNeese State
Pittsburgh
Oklahoma State
Marshall
California
Eastern Illinois

Barden, Brandon
Binns, Armon
Campbell, Jordan
Davis, Ja'Gared
Dickson, JoJo
Drakeford, Darin
Fangupo, Hebron
Feigt, Curtis
Franklin, Jerry
Gottschalk, Ben
Henry, Ricky
Hughlett, Charley
Johnson, Nico
Jones, Justin
Lemon, Orie
Louks, Corbin
Olatoye, Deji
Pughsley, Jarrod
Schiltz, Adam
Schwenke, Kona
Sorensen, Daniel
Steeple, Robert
Surgent, Darryl
West, Charcandrick
Williams, Fred
Worthy, Jerel

TE
WR
FB
LB
LB
LB
DT
T
LB
C
G
LS
LB
TE
LB
WR
DB
G
TE
DE
S
CB
WR
RB
WR
DT

Vanderbilt
Cincinnati
Southern California
Southern Methodist
Idaho
Maryland
Brigham Young
West Virginia
Arkansas
Southern Methodist
Nebraska
Central Florida
Alabama
East Carolina
Oklahoma State
Nevada
North Carolina A&T
Akron
Emporia State
Notre Dame
Brigham Young
Memphis
Louisiana-Lafayette
Abilene Christian
St. Cloud State
Michigan State

2011

Bannon, Shane
Bruggeman, Rob
Campbell, Caleb
Cole, Justin
Draughn, Shaun
Harris, Darryl
Horne, Jeremy
Lawrence, Quinten
Lewis, Butch
Markshausen, Zeke
Mims, David
Nelson, Kyle
Newsome, Jamar
Patterson, Lucas
Toribio, Anthony

FB
OL
LB
LB
RB
G
WR
DB
OL
WR
OL
TE
WR
OL
DT

Yale
Iowa
Army
San Jose State
North Carolina
Mississippi
Massachusetts
McNeese State
Southern California
Northwestern
Virginia Union
New Mexico State
Central Florida
Texas A&M
Carson-Newman

Adams, Tyrell
Brown, Da'Ron
Cook, Kenny
DiManche, Jayson
Fangupo, Hebron
Fragel, Reid
Gibson, Laurence
Hammond Jr., Frankie
Harris, Jeremy
Irving, David
Keyes, Josh
Lemon, Orie
Liedtke, Michael
Munyer, Daniel
Pughsley, Jarrod
Reaves, Darrin
Staten, Jimmy
Travis, Ross
Ware, Spencer
Williams, Fred

LB
WR
WR
LB
DT
OL
T
WR
CB
DE
LB
LB
OL
OL
OL
RB
DL
TE
RB
WR

West Georgia
Northern Illinois
Gardner-Webb
Southern Illinois
Brigham Young
Ohio State
Virginia Tech
Florida
New Mexico State
Iowa State
Boston College
Oklahoma State
Illinois State
Colorado
Akron
Alabama-Birmingham
Middle Tennessee State
Penn State
Louisiana State
St. Cloud State

2012

Bellamy, Josh
Cosby, DeMarco
DiMarco, Patrick
Gumbs, Jose
Hemingway, Junior
Long, Jerome
Mims, David
Newsome, Jamar
Patterson, Lucas
Sturdivant, Quan
Ranglin, Rich
Szymanski, Matt
Thorpe, Neiko
Waldron, Dustin

WR
TE
FB
S
WR
DL
DL
WR
OL
LB
OL
K
DB
OL

Louisville
Central Missouri
South Carolina
Monmouth
Michigan
San Diego State
Virginia Union
Central Florida
Texas A&M
North Carolina
Central Connecticut St.
SMU
Auburn
Portland State

Adams, Tyrell
Barnes, Deion
Barnes, T.J.
Brooks, Zac
Cheek, Joseph
Devey, Jordan
Hall, Jimmy
Hammond Jr., Frankie
Johnson, Cory
Jones, Seantavius
King, David
Mitchell, Terrance
Munyer, Daniel
Nunez-Roches, Rakeem
Okine, Earl
Patmon, Tyler
Pughsley, Jarrod

LB
LB
DL
RB
OL
G
S
WR
DT
WR
DL
CB
OL
DL
LB
CB
OL

West Georgia
Penn State
Georgia Tech
Clemson
Texas A&M
Memphis
Northwestern
Florida
Kentucky
Valdosta State
Oklahoma
Oregon
Colorado
Southern Miss.
Florida
Oklahoma State
Akron

2013

Boyd, Jheranie
Bronson, Malcolm
Burden, Chandler
Byrne, Jake
Draheim, Tommie
Drakeford, Darin
Hammond Jr., Frankie
Harris, Demetrius
Jackson, Jerrell
Johnson, Rishaw
Jones, Dominique
Kearney, Vernon
Kettani, Eric
Martin, Josh

WR
S
G
TE
OL
LB
WR
TE
WR
G
TE
CB
FB
LB/DE

North Carolina
McNeese State
Kentucky
Wisconsin
San Diego State
Maryland
Florida
UW-Milwaukee
Missouri
California (Pa.)
Shepherd
Lane
Navy
Columbia (N.Y.)

Randolph, Shak	DB	SMU
Reaves, Darrin	RB	UAB
Richardson, Bobby	DE	Indiana
Smith, Terrance	LB	FSU
Stave, Joel	QB	Clemson
Sterup, Zach	OL	Nebraska
Vereen, Brock	DB	Minnesota
Wilson, Julian	DB	Oklahoma
Wilson, Ramik	LB	Georgia

Thompson, Cody	WR	Toledo
----------------	----	--------

2017

Atkinson, George	RB	Notre Dame
Becton, Nick	T	Virginia Tech
Charles, Orson	TE	Georgia
Cheek, Joseph	T	Texas A&M
Dieter, Gehrig	WR	Alabama
Etta-Tawo, Amba	WR	Syracuse
Firkser, Anthony	TE	Harvard
Gordon, Dillon	T	LSU
Hatley, Rickey	DL	Missouri
Holmes, Tyrone	LB	Montana
Hunt, Akeem	RB	Purdue
Johnson, Kaleb	T	Rutgers
Kemp, Marcus	WR	Hawaii
Lucien, Devin	WR	Arizona State
Mama, Damien	OL	USC
McQuay, Leon	S	USC
Neal, Sterling	TE	Monmouth
Nixon, Taurean	DB	Tulane
Purcell, Mike	DL	Wyoming
Reaser, Keith	CB	Florida Atlantic
Redding, Devine	RB	Indiana
Redmond, Will	CB	Mississippi State
Ross, Daniel	DL	N.E. Mississippi CC
Rush, Marcus	LB	Michigan State
Williams, Isaiah	OL	Akron
Wylie, Andrew	T	Eastern Michigan

2018

Cooper, Chris	DB	Stony Brook
Crockett, Josh	WR	Central Oklahoma
Davison, Raymond	LB	California
Dieter, Gehrig	WR	Alabama
Hawkins, Josh	DB	East Carolina
Hunter, Ryan	T	Bowling Green
Ivie, Joey	DT	Florida
Liner, Dee	DT	Alabama
Litton, Chase	QB	Marshall
McCray, Robert	LB	Indiana
McQuay, Leon	S	USC
Murphy, Pace	T	Northwestern State
Murray, Jimmy	C	Holy Cross
Richardson, Horace	DB	SMU
Springs, Arion	DB	Oregon
Wade, D'Montre	DB	Murray State
Wells, David	TE	San Diego State
Yelder, Deon	TE	Western Kentucky

2019

Brown, Alex	CB	South Carolina State
Dieter, Gehrig	WR	Alabama
Fortson, Jody	WR	Valdosta State
Fox, Jack	P	Rice
Hoyett, Braxton	DT	Mississippi State
Hunter, Ryan	G	Bowling Green
Ivie, Joey	DT	Florida
Keizer, Nick	TE	Grand Valley State
Lammons, Chris	CB	South Carolina
Lawrence, Devaroe	DT	Auburn
Mack, Alize	TE	Notre Dame
Malveaux, Cameron	DE	Houston
Marshall, Marcus	RB	James Madison
McGuire, Elijah	RB	Louisiana-Lafayette
McTyer, Torry	CB	UNLV
Murray, Jimmy	C	Holy Cross
Shurmur, Kyle	QB	Vanderbilt
Smith, Emmanuel	LB	Vanderbilt

2020

Baker, DeAndre	CB	Georgia
Clark, Tyler	DT	Georgia
Clemons, Rodney	DB	SMU
Cobb, Omari	LB	Marshall
Dieter, Gehrig	WR	Alabama
Ffrench, Maurice	WR	Pittsburgh
Fortson, Jody	WR	Valdosta State
Harris, Demone	DE	Buffalo
Hill, Lavert	WR	Michigan
Hoyett, Braxton	DT	Mississippi State
Isidora, Danny	G	Miami
Lammons, Chris	CB	South Carolina
Lipscomb, Kalija	WR	Vanderbilt
McGuire, Elijah	RB	Louisiana-Lafayette
Moore, Matt	QB	Oregon State
Onameh, Patrick	G	Michigan
Smith, Emmanuel	LB	Vanderbilt
Ta'amu, Jordan	QB	Mississippi
Ward, Tim	DE	Old Dominion
Washington, DeAndré	RB	Texas Tech
Williams, Chad	WR	Grambling State
Williams, Darryl	OL	Mississippi State
Wisniewski, Stefan	G	Penn State
Witzmann, Bryan	G	South Dakota State

2021

Adams, Paul	T	Missouri
Anderson, Zayne	DB	BYU
Billings, Andrew	DT	Baylor
Bootle, Dicaprio	DB	Nebraska
Broughton, Cortez	DT	Cincinnati
Brown, Shakur	DB	Michigan State
Buechele, Shane	QB	SMU
Bushman, Matt	TE	BYU
Calhoun, Shilique	LB	Michigan State
Charlton, Joseph	P	South Carolina
Clark, Tyler	DT	Georgia
Cobb, Omari	LB	Marshall
Dieter, Gehrig	WR	Alabama
Edwards, Austin	DE	Ferris State
Ffrench, Maurice	WR	Pittsburgh
Fountain, Daurice	WR	Northern Iowa
Fry, Elliott	K	South Carolina
Gordon, Josh	WR	Baylor
Gore, Derrick	RB	Louisiana-Monroe
Griffin-Stewart, Nakia	TE	Pittsburgh
Harris, Darius	LB	Middle Tennessee State
Harris, Demone	DE	Buffalo
Jackson, Joe	DE	Miami
Jackson, Josh	DB	Iowa
Johnson, Roderick	T	Florida State
Key, Devon	DB	Western Kentucky
McGuire, Elijah	RB	Louisiana-Lafayette
Powell, Cornell	WR	Clemson
Rozeboom, Christian	LB	South Dakota State
Schoen, Dalton	WR	Kansas State
Sullivan, Elijah	LB	Kansas State
Thompson, Darwin	RB	Utah State
Townsend, Johnny	P	Florida
Vital, Mark	TE	Baylor
Wanogho, Prince Tega	T	Auburn
Williams, Darryl	OL	Mississippi

Bold denotes player was promoted to active roster during the season.

Note: Starting in '89, the NFL allowed teams to establish a five-man practice squad the day following the league's final roster cutdown. Practice squads were expanded to eight players in 2004, 10 players in 2014 and 16 players in 2020.



ALL-TIME ASSISTANT COACHES

Coach	Position	Years	Coach	Position	Years
Abernethy, Rick	Strength and Conditioning	1979-82	Dean, Vernon	Assistant Defensive Backs	2003-05
Adolph, Dave	Def. Coordinator/Linebackers	1992-94	DeLeone, Mark	Defensive Quality Control	2013-14
	Asst. Head Coach/Linebackers	1999		Assistant Linebackers	2014-17
Anderson, Richie	Wide Receivers	2010-11		Inside Linebackers	2018
Arians, Bruce	Running Backs	1989-92	Dungy, Tony	Defensive Backs	1989-91
Ball, Russ	Asst. Strength and Conditioning	1989-96	Eatman, Irv	Assistant Offensive Line	2001-05
	Adm. Assistant to the Head Coach	1997-98	Edwards, Herm	Defensive Backs	1993-94
Beake, John	Offensive Backfield	1968-74	Ellett, Porter	Senior Assistant to the Head Coach	2017-19
Beckman, Ed	Special Teams	1987-88		Offensive Quality Control	2020-22
Bettis, Tom	Defensive Backs	1966-76, '88	Embree, Jon	Tight Ends	2006-08
	Defensive Coordinator/Defensive Backs	1977	Embree, Connor	Defensive Assistant	2019-20
Bicknell, Bob	Assistant Offensive Line	2007		Offensive Quality Control	2021-22
	Offensive Line	2008	Erkenbeck, Jim	Offense/Tight Ends	1989-91
	Tight Ends	2009		Tight Ends/Offensive Assistant	1995-98
Bicknell, Jack	Offensive Line	2012	Fish, Jeff	Assistant Strength and Conditioning	1999-00
Bieniemy, Eric	Running Backs	2013-17	Flajole, Ken	Outside Linebackers	2021-22
	Offensive Coordinator	2018-22	Franklin, Chet	Offensive Coordinator	1975-76
Blackmon, Don	Linebackers	2006-07	Frazier, Mike	Statistical Analysis Coordinator	2013-22
Bleymaier, Joe	Offensive Quality Control	2016-17	Gailey, Chan	Offensive Coordinator	2008
	Pass Game Anlst/Asst. Quarterbacks	2018-20	Galbraith, Marty	Offensive Line	1985
	Wide Receivers	2021-22	Gansz, Frank	Special Teams and Tight Ends	1981-82
Bradden, Terry	Defensive Assistant	2017		Assistant Head Coach/Special Teams	1986
	Defensive Quality Control	2018-20	Gansz Jr., Frank	Special Teams	2001-05
	Asst. Defensive Line	2021-22	Ghilotti, Bob	Offensive Ends	1962-63
Bradford, Ronnie	Defensive Assistant	2009	Gibbs, Alex	Offensive Line	1993-94
Brasher, Tommy	Defensive Line	2013-15	Gibbs, David	Defensive Backs	2006-08
	Special Projects	2016-17	Gibbs, Gary	Linebackers	2009-17
Brazil, Dave	Defensive Assistant	1984-86	Girardi, David	Offensive Quality Control	2018-20
	Defensive Backs	1987		Pass Game Analyst/Asst. Quarterbacks	2021-22
	Linebackers	1988	Giunta, Peter	Defensive Backs	2001-05
Bresnahan, Tom	Offensive Line	1981-82	Graber, Doug	Defensive Backs/Defensive Quality Control	1983-84
Brewster, Darrel "Pete"	Offensive Ends	1964-73		Defensive Backs	1985-86
Bunting, John	Defensive Assistant	1993-94	Hackett, Paul	Offensive Coordinator/Quarterbacks	1993-94
	Linebackers	1995-96		Offensive Coordinator	1995-97
Carbin, Greg	Assistant Strength & Conditioning	2019-22	Hairston, Carl	Defensive Line	1995-96, 2001-05
Carson, Bud	Defensive Coordinator/Defensive Backs	1983	Harris, Al	Defensive Assistant/Secondary	2013-15
Carthon, Maurice	Assistant Head Coach	2009-12		Secondary/Cornerbacks	2016-18
Cattin, Tom	Defensive Backs	1960-65	Hatley, Mark	Defensive Quality Control/Linebackers	1987
Childress, Brad	Spread Game/Special Projects	2013-15	Heck, Andy	Offensive Line	2013-22
	Co-Offensive Coordinator	2016	Helm, J. D.	Offensive Backs	1982
	Asst. Head Coach	2017		Offensive Assistant/Quality Control	1983-84
Chung, Eugene	Assistant Offensive Line	2013-15		Offensive Assistant	1985-86
Christiansen, Jack	Offensive Assistant	1977		Offensive Quality Control/Tight Ends	1987
Cignetti, Jr., Frank	Offensive Assistant/Quality Control	1999		Tight Ends	1988
Clark, Mike	Strength and Conditioning	2010-12	Hewgley, C.T.	Linemen/Strength and Conditioning	1983-88
Clements, Tom	Quarterbacks	2000	Hill, Andy	Assistant Special Teams	2020-22
Cooter, Jim Bob	Offensive Quality Control	2012	Hoffman, Steve	Special Teams	2009-11
Corey, Walt	Linebackers	1971-74	Hostler, Jim	Offensive Assistant/Quality Control	2000
	Defensive Line	1978-80, 83-85	House, Matt	Linebackers	2019-21
	Defensive Backs	1981-82	Hughes, Ed	Defensive Backs	1960-62
	Defensive Coordinator/Linebackers	1986	Humenuik, Rod	Offensive Line/Running Game	1983-84
Costello, Vince	Defensive Coordinator	1975-76	Hurd, Jeff	Strength and Conditioning	1998-06
Cottrell, Ted	Linebackers	1981-82	James, Lionel	Running Backs	1998
Cowher, Bill	Defensive Coordinator/Linebackers	1989-91	Joiner, Charlie	Wide Receivers	2001-07
Crennel, Romeo	Defensive Coordinator	2010-11	Judkins, Tyler	Assistant Strength & Conditioning	2021-22
Crittenden, Travis	Assistant Strength & Conditioning	2013-20	Kafka, Mike	Offensive Quality Control	2017
Cullen, Joe	Defensive Line	2022		Quarterbacks	2018-19
Culley, David	Asst. Head Coach/Wide Receivers	2013-16		Quarterbacks/Pass Game Coordinator	2020-21
Cunningham, Gunther	Defensive Coordinator	1995-96, '98	Karmelowicz, Bob	Defensive Line	1997-05
	Defensive Coordinator/Linebackers	1997, '08	Kazadi, Kaz	Strength and Conditioning Assistant	2006
	Defensive Coordinator	2004-07	Ketchum, Mike	Offensive Assistant/Quality Control	2006
Curl, Dick	Asst. to the Head Coach/Offense	2006		Defensive Assistant	2007
	Asst. to the Head Coach/Quarterbacks	2007-08		Defensive Assistant/Assistant Linebackers	2008
D'Alesio, Donald	Defensive Assistant	2021	Krumrie, Tim	Defensive Line	2006-09
	Safeties	2022	Lavan, Al	Running Backs	1999-00
Daboll, Brian	Offensive Coordinator	2012	Lawrence, Don	Special Teams	1980
Daly, Brendan	Run Game Coord./Defensive Line	2019-21		Running Backs	1981-82
	Linebackers	2022		Defensive Line	1987-88
D'Alessandris, Joe	Assistant Offensive Line	2008-09	Lewis, Greg	Wide Receivers	2017-20
Dalton, Kay	Receivers	1978-79		Running Backs	2021-22
	Quarterbacks/Receivers	1980-82	Long, Billy	Assistant Strength and Conditioning	2001-06
Daniel, Dan	Inside Linebackers	1983	Lowe, Woodrow	Defensive Assistant/Assistant Special Teams	1995-97
	Defensive Coordinator/Inside Linebackers	1984-85		Linebackers	1998



Coach	Position	Years
Madison, Sam	Defensive Backs/Cornerbacks	2019-21
Mann, Richard	Wide Receivers	1999-00
Matsko, John	Offensive Line	2006-07
Matthaei, Corey	Offensive Quality Control	2013-14
	Assistant Quarterbacks	2013-17
	Assistant Offensive Line	2018-22
Matthews, Billie	Running Backs	1987-88
Mauck, Carl	Offensive Line	1986-88
McCarthy, Mike	Offensive Assistant/Quality Control	1993-94
	Quarterbacks	1995-98
McCulley, Pete	Quarterbacks	1983-86
McCullough, Deland	Running Backs	2018-20
McMahon, Tom	Special Teams	2012
Melvin, Tom	Tight Ends	2013-22
Merritt, Dave	Defensive Backs	2019-22
Mills, Chuck	Assistant Coach	1966
Modkins, Curtis	Running Backs	2008
Mudd, Howard	Offensive Line	1989-92
Muir, Bill	Offensive Line	2009-10
	Offensive Coordinator/Offensive Line	2011
Nagy, Matt	Quarterbacks	2013-15
	Co-Offensive Coordinator	2016-17
	Senior Assistant/Quarterbacks	2022
O'Boyle, Tommy	Assistant Coach	1966-74
O'Dea, Kevin	Assistant Special Teams	2013
O'Shea, Chad	Assistant Special Teams	2004-05
Olivo, Brock	Assistant Special Teams	2014-16
Ortmayer, Steve	Special Teams	1975-77
Pagac, Fred	Linebackers	2004-05
Pagna, Tom	Offensive Backfield	1978-79
Parker, Roberto	Assistant Strength and Conditioning	1997-98
Parmalee, Bernie	Tight Ends	2010-12
Patullo, Kevin	Offensive Quality Control	2007-08
Pederson, Doug	Offensive Coordinator	2013-15
Peete, Willie	Offensive Backs	1983-86
Pendergast, Clancy	Defensive Coordinator	2009
Pendry, Joe	Offensive Coordinator	1989-92
Perles, Pat	Defensive Quality Control	2009
	Assistant Offensive Line	2010-11
Pleasant, Anthony	Defensive Line	2010-12
Pratt, Tom	Defensive Line	1963-77, '89-94
	Assistant Defensive Line	2000
Price, Eric	Wide Receivers	2008
Priever, Mike	Special Teams	2006-08
Raye, Jimmy	Offense/Tight Ends	1992
	Running Backs	1993-97
	Offensive Coordinator	1998-00
Redding, Dave	Strength and Conditioning	1989-97
Reid, Britt	Defensive Quality Control	2013-14
	Assistant Defensive Line	2015
	Defensive Line	2016-18
	Linebackers/Outside Linebackers	2019-20
Reynolds, Ryan	Asst. Strength & Conditioning/Sport Science	2016-22
Richards, Marc	Football Research Analyst	2022
Roach, Dick	Defensive Backs	1978-80
Robinson, Greg	Defensive Coordinator	2001-03
Ross, Bobby	Special Teams	1978-79
	Offensive Backs	1980-81
	Quarterbacks	1999
Rossley, Tom	Tight Ends	1999-04
Rowen, Keith	Strength and Conditioning	1968-72
Roy, Alvin	Strength and Conditioning	2013-22
Rubin, Barry	Defensive Coordinator/Linebackers	1978-81
Rust, Rod	Defensive Coordinator	1982, '88

Coach	Position	Years
Salazar, Brent	Assistant Strength & Conditioning	2007-15
Saunders, Al	Wide Receivers	1989-91
	Assistant Head Coach/Receivers	1992-98
	Assistant Head Coach/Offensive Coordinator	2001-05
Saunders, Bob	Offensive Assistant	2004-05
Saxon, James	Running Backs	2001-07
Schnelker, Bob	Offensive Assistant/Receivers	1975
	Receivers	1976
	Offensive Coordinator	1977
Schottenheimer, Brian	Offensive Assistant/Quality Control	1998
Schottenheimer, Kurt	Special Teams	1989-92
	Special Teams/Tight Ends	1993-94
	Defensive Backs	1995-98
	Defensive Coordinator	1999-00
	Offensive Coordinator	1988
Sefcik, George	Assistant Head Coach/Defensive Backs	2000
Shaw, Willie	Quarterbacks	2001-03, 2005-06
Shea, Terry	Offensive Line	1995-96
Shell, Art	Offensive Quality Control	2009-11
Sirianni, Nick	Wide Receivers	2012
	Strength and Conditioning	2007-09
Smith, Cedric	Defensive Quality Control	2010-12
Smith, Otis	Offensive Coordinator/Quarterbacks	1987
Smith, Homer	Assistant Defensive Line	2016-17
Smith, Mike	Outside Linebackers	2018
	Offensive Line	1997-05
Solari, Mike	Offensive Coordinator	2006-07
Spagnuolo, Steve	Defensive Coordinator	2019-22
Spencer, Joe	Offensive Line	1975-80
Stock, Mike	Special Teams	1995-00
Sutton, Bob	Defensive Coordinator	2013-18
Swinton, Derius	Special Teams Quality Control	2012
Thomas, Emmitt	Defensive Backs	2010-18
Toub, Dave	Special Teams Coordinator	2013-17
	Assistant Head Coach/ ST Coordinator	2018-22
Valai, Jay	Defensive Quality Control	2018
Vechiarella, Jim	Outside Linebackers/Special Teams	1983-85
Verduzco, Jason	Offensive Assistant/Quality Control	2001-03
	Quarterbacks	2004
	Tight Ends	2005
Vitt, Joe	Linebackers	2000-03
Wainwright, Nate	Manager of Football Administration	2006-07
	Manager of Football Admin./Player Development	2008
	Research and Development	1982
Waller, Ron	Defensive Assistant/Quality Control	1989-07
Wallis, Darvin	Offensive Line	1960-74
Walsh, Bill	Wide Receivers	2009
Ward, Detric	Offensive Coordinator	2010
Weis, Charlie	Director of Football Administration	2001-05
White, Mike	Defensive Assistant	2018
Whittingham, Alex	Defensive Quality Control	2019-22
	Assistant to the Head Coach	2020-21
Williams, Dan	Offensive Assistant	2022
Williamson, Richard	Receivers	1983-86
Wilson, Eddie	Receivers	1974
Wilson, Rod	Assistant Special Teams	2017-19
	Defensive Assistant	2022
Wood, Richard	Receivers	1987-88
Woodhouse, Devin	Assistant Strength & Conditioning	2016-19
Young, John Paul	Defensive Line	1986
	Defensive Coordinator/Linebackers	1987
Zimmer, Adam	Defensive Assistant/Assistant Linebackers	2010-12
Zook, Ron	Defensive Backs	1999
Zorn, Jim	Quarterbacks	2011-12

ALL-TIME COORDINATORS

OFFENSIVE COORDINATORS

Chet Franklin	1975-76
Bob Schnelker	1977
Homer Smith	1987
George Sefcik	1988
Joe Pendry	1989-92
Paul Hackett	1993-97
Jimmy Raye	1998-00
Al Saunders	2001-05
Mike Solari	2006-07
Chan Gailey	2008
Charlie Weis	2010
Bill Muir	2011
Brian Daboll	2012
Doug Pederson	2013-15
Brad Childress*	2016
Matt Nagy*	2016-17
Eric Bieniemy	2018-22

*Co-Offensive Coordinators

DEFENSIVE COORDINATORS

Vince Costello	1975-76
Tom Bettis	1977
Rod Rust	1978-82
Bud Carson	1983
Dan Daniel	1984-85
Walt Corey	1986
John Paul Young	1987
Rod Rust	1988
Bill Cowher	1989-91
Dave Adolph	1992-94
Gunther Cunningham	1995-98, 2004-08
Kurt Schottenheimer	1999-00
Greg Robinson	2001-03
Clancy Pendergast	2009
Romeo Crennel	2010-12
Bob Sutton	2013-18
Steve Spagnuolo	2019-22

SPECIAL TEAMS COORDINATORS

Steve Ortmeier	1975-77
Bobby Ross	1978-79
Don Lawrence	1980
Frank Gansz	1981-82
Jim Vechiarella	1983-85
Frank Gansz	1986
Ed Beckman	1987
George Sefcik	1988
Kurt Schottenheimer	1989-94
Mike Stock	1995-00
Frank Gansz, Jr.	2001-05
Mike Priefer	2006-08
Steve Hoffman	2009-11
Tom McMahon	2012
Dave Toub	2013-22

Notes: No assistant coaches were designated as coordinators during Hank Stram's tenure as head coach from 1960-74. The first assistants in Chiefs history to hold the title of coordinator or special teams coach came under head coach Paul Wiggin in 1975. Although subsequent staffs did not always specifically denote coordinators, every attempt has been made to indicate the offensive and defensive play-callers if it was an individual other than the head coach. Beginning with Frank Gansz's staff in 1987, three separate individuals have carried the titles of offensive and defensive coordinator, as well as special teams coach each subsequent season except for 2009 under Todd Haley. In 2016, Brad Childress and Matt Nagy were named Co-Offensive Coordinators.



Offensive Coordinator Eric Bieniemy



Defensive Coordinator Steve Spagnuolo



Assistant Head Coach/Special Teams Coordinator Dave Toub

PLAYOFF HISTORY

PLAYOFF CAPSULE

World Championships	2 (1969, 2019)
AFL Championships	3 (1962, 1966, 1969)
AFC Championships	2 (2019, 2020)
AFL West Championships	3 (1962, 1966, 1968)
AFC West Championships	12 (1971, 1993, 1995, 1997, 2003, 2010, 2016, 2017, 2018, 2019, 2020, 2021)
Total Playoff Games	38
All-Time Playoff Record	17-21
Years in Playoffs	24
Most Consecutive Playoff Appearances	7 (2015-21)

GAME-BY-GAME PLAYOFF RESULTS

DATE	OPPONENT	GAME	RESULT
12/23/62	Houston	1962 AFL Championship	W 20-17 (OT)
1/1/67	Buffalo	1966 AFL Championship	W 31-7
1/15/67	Green Bay	Super Bowl I	L 10-35
12/22/68	Oakland	1968 AFL Divisional	L 6-41
12/20/69	N.Y. Jets	1969 AFL Divisional	W 13-6
1/4/70	Oakland	1969 AFL Championship	W 17-7
1/11/70	Minnesota	Super Bowl IV	W 23-7
12/25/71	Miami	1971 AFC Divisional	L 24-27 (2 OT)
12/28/86	N.Y. Jets	1986 AFC Wild Card	L 15-35
1/5/91	Miami	1990 AFC Wild Card	L 16-17
12/28/91	L.A. Raiders	1991 AFC Wild Card	W 10-6
1/5/92	Buffalo	1991 AFC Divisional	L 14-37
1/2/93	San Diego	1992 AFC Wild Card	L 0-17
1/8/94	Pittsburgh	1993 AFC Wild Card	W 27-24 (OT)
1/16/94	Houston	1993 AFC Divisional	W 28-20
1/23/94	Buffalo	1993 AFC Championship	L 13-30
12/31/94	Miami	1994 AFC Wild Card	L 17-27
1/7/96	Indianapolis	1995 AFC Divisional	L 7-10
1/4/98	Denver	1997 AFC Divisional	L 10-14
1/11/04	Indianapolis	2003 AFC Divisional	L 31-38
1/6/07	Indianapolis	2006 AFC Wild Card	L 8-23
1/9/11	Baltimore	2010 AFC Wild Card	L 7-30
1/4/14	Indianapolis	2013 AFC Wild Card	L 44-45
1/9/16	Houston	2015 AFC Wild Card	W 30-0
1/16/16	New England	2015 AFC Divisional	L 20-27
1/15/17	Pittsburgh	2016 AFC Divisional	L 16-18
1/6/18	Tennessee	2017 AFC Wild Card	L 21-22
1/12/19	Indianapolis	2018 AFC Divisional	W 31-13
1/20/19	New England	2018 AFC Championship	L 31-37
1/12/20	Houston	2019 AFC Divisional	W 51-31
1/19/20	Tennessee	2019 AFC Championship	W 35-24
2/2/20	San Francisco	Super Bowl LIV	W 31-20
1/17/21	Cleveland	2020 AFC Divisional	W 22-17
1/24/21	Buffalo	2020 AFC Championship	W 38-24
2/7/21	Tampa Bay	Super Bowl LV	L 9-31
1/16/22	Pittsburgh	2021 AFC Wild Card	W 42-21
1/23/22	Buffalo	2021 AFC Divisional	W 42-36 (OT)
1/30/22	Cincinnati	2021 AFC Championship	L 24-27 (OT)

RECORD vs. ALL PLAYOFF OPPONENTS

TEAM	RECORD	LAST MEETING	RESULT
Baltimore Ravens	0-1	2010 AFC Wild Card	L 7-30
Buffalo Bills	3-2	2021 AFC Divisional	W 42-36 (OT)
Cincinnati Bengals	0-1	2021 AFC Championship	L 24-27 (OT)
Cleveland Browns	1-0	2020 AFC Wild Card	W 22-17
Denver Broncos	0-1	1997 AFC Divisional	L 10-14
Green Bay Packers	0-1	Super Bowl I	L 10-35
Houston Oilers/Tennessee Titans	3-1	2019 AFC Championship	W 35-24
Houston Texans	2-0	2019 AFC Divisional	W 51-31
Indianapolis Colts	1-4	2018 AFC Divisional	W 31-13
Miami Dolphins	0-3	1994 AFC Wild Card	L 17-27
Minnesota Vikings	1-0	Super Bowl IV	W 23-7
New England Patriots	0-2	2018 AFC Championship	L 31-37
N.Y. Jets	1-1	1986 AFC Wild Card	L 15-35
Oakland/L.A./Las Vegas Raiders	2-1	1991 AFC Wild Card	W 10-6
Pittsburgh Steelers	2-1	2021 AFC Wild Card	W 42-21
San Diego/L.A. Chargers	0-1	1992 AFC Wild Card	L 0-17
San Francisco 49ers	1-0	Super Bowl LIV	W 31-20
Tampa Bay Buccaneers	0-1	Super Bowl LV	L 9-31

PLAYOFF GAME SUMMARIES



1962 AFL CHAMPIONSHIP GAME

Texans 20, Oilers 17 (2 OT)

December 23, 1962 • Jeppesen Stadium • 37,981



DALLAS..... 3 14 0 0 0 3 — 20
HOUSTON..... 0 0 7 10 0 0 — 17

A contest that moved the infant American Football League into the national consciousness proved to be the first of three AFL titles for Hank Stram's charges as the Dallas Texans claimed a 20-17 double-overtime victory over the Houston Oilers. The game still ranks as the second-longest pro contest ever played, coming in at a lengthy 77:54, but is best remembered for RB Abner Haynes' choice to "kick to the clock" at the beginning of the initial overtime session.

Following second-place finishes in each of the league's first two seasons, the Texans ran away with the AFL West title in '62. Dallas (11-3) was then matched in this title bout with Houston (11-3), which had won the first two AFL titles in '60 and '61 over the Chargers.

The Texans grabbed the game's first break when LB E.J. Holub picked off QB/K George Blanda at the goal line and returned the ball 43 yards, sparking a drive that resulted in a 16-yard FG by K Tommy Brooker. Blanda would miss a 47-yard kick on the Oilers next possession and Haynes scored on a 28-yard pass from QB Len Dawson. An INT by CB Dave Grayson would set up Haynes' second TD of the half, this time on a two-yard run to give the Texans a 17-0 halftime advantage.

But the momentum quickly shifted to the Oilers in the second half. George Blanda — then a "young" 35 years old — passed 15 yards to TE Willard Dewveall for a touchdown and kicked a 31-yard field goal before RB Charley Tolar burst over from the one to tie the game at 17-17 in the fourth quarter. Houston had a shot to win the game late in regulation, but LB Sherrill Headrick blocked a 42-yard Blanda field goal to leave the score deadlocked.

The two teams then went into the first sudden death overtime in AFL annals. The Texans won the toss and Stram elected to kick off, maintaining his defense could hold the Oilers long enough for Dawson to get the ball in good field position. Herein came the famous "kick-to-the-clock" episode in which Texans captain Haynes inadvertently elected for his team to kick into the wind instead of having it as the consolation for not receiving the football.

Neither club mounted a serious challenge in the early stages of overtime, but as the fifth quarter was drawing to a close, DE Bill Hull intercepted a Blanda pass and returned it to midfield. Dawson passed to RB Jack Spikes for 10 yards. Spikes — the game's Most Valuable Player — then ran for 19 yards and the Texans were in field goal range.

At the 2:54 mark of the sixth quarter, Brooker kicked a 25-yard field goal to give the Texans a 20-17 victory and the American Football League championship. The game lasted 77 minutes and 54 seconds and would be the longest in pro football history until the Chiefs and Dolphins played over 82 minutes nearly a decade later in '71.

- TEXANS — Brooker, 16-yard FG.
- TEXANS — Haynes, 28-yard pass from Dawson (Brooker kick).
- TEXANS — Haynes, 2-yard run (Brooker kick).
- OILERS — Dewveall, 15-yard pass from Blanda (Blanda kick).
- OILERS — Blanda, 31-yard FG.
- OILERS — Tolar, 1-yard run (Blanda kick).
- TEXANS — Brooker, 25-yard FG.

TEAM STATISTICS	OILERS	TEXANS
First Downs	21	19
Total Net Yards	359	237
Rushes/Net Yards	30/98	54/199
Net Passing	261	38
Pass Attempts/Completions	46/23	14/9
Had Intercepted	5	0
Sacked/Yards Lost	0/0	6/50
Punts/Average	3/39.3	8/31.2
Penalties/Yards	6/50	6/42
Fumbles/Lost	0/0	2/1

RUSHING

- TEXANS — Spikes 11-77; McClinton 24-70; Haynes 14-26, TD; Dawson 5-26.
- OILERS — Tolar 15-78, TD; Cannon 11-37; Smith 2-3.

RECEIVING

- TEXANS — Haynes 3-45, TD; Spikes 2-24; Arbanas 2-21; McClinton 1-4; Bishop 1-(-6).
- OILERS — Dewveall 6-59, TD; Cannon 6-54; McLeod 5-70; Hennigan 3-37; Tolar 1-8; Smith 1-6; Jamison 1-(-9).

PASSING


- TEXANS — Dawson 9-14-88, 1 TD, 0 INTs.
- OILERS — Blanda 23-46-261, 1 TD, 5 INTs.

INTERCEPTIONS

- TEXANS — Robinson 2-50; Holub 1-43; Grayson 1-20; Hull 1-23.
- OILERS — None.

FIELD GOALS

- TEXANS — Brooker (16) 33WL (25).
- OILERS — Blanda 47WL (31).



RB Abner Haynes opts to "kick to the clock" in a double-OT thriller at Houston.

1962 AFL CHAMPIONS



Front Row: Bobby Yarborough - Equipment Manager, James Saxton, Eddie Wilson, Bobby Ply, Len Dawson, Bobby Hunt, Frank Jackson, Abner Haynes, Wayne Rudy - Trainer.


Second Row: Head Coach Hank Stram, Jack Spikes, Curtis McClinton, Smokey Stover, Johnny Robinson, Dave Grayson, Duane Wood, E.J. Holub, Walt Corey.

Third Row: Al Reynolds, Marvin Terrell, Curt Merz, Jon Gilliam, Sonny Bishop, Carl Larpenter, Sherrill Headrick, Ed Hughes - Assistant Coach.

Fourth Row: Lamar Hunt - Founder, Tom Catlin - Assistant Coach, Bob Ghilotti - Assistant Coach, Paul Rochester, Jerry Cornelison, Jerry Mays, Jim Tyrer, Charlie Diamond, Don Klosterman - Talent Scout, Bill Walsh - Assistant Coach.

Fifth Row: Jack Steadman - General Manager, Tommy Brooker, Bill Miller, Fred Arbanas, Bill Hull, Dick Davis, Mel Branch, Chris Burford.

1966 AFL CHAMPIONS



Front Row: Pete Beathard, Bobby Ply, Wendell Tucker, Len Dawson, Fletcher Smith, Emmitt Thomas, Bobby Hunt, Mike Garrett, Willie Mitchell, Bert Coan.

Second Row: Bobby Yarborough - Equipment Manager, Dr. Albert Miller, Fred Williamson, Frank Pitts, Jerry Lamb, Gloster Richardson, Curtis McClinton, Head Coach Hank Stram, Smokey Stover, Solomon Brannon, David Bonds, Johnny Robinson, Jerrel Wilson, Chuck Mills - Assistant Coach.

Third Row: Gene Thomas, Sandy Stephens, Elijah Gipson, Kit Colvin, Bud Abell, E.J. Holub, Walt Corey, Andrew Rice, Al Reynolds, Dennis Biodrowski, Ron Calegari, Wayne Rudy - Trainer.

Fourth Row: Bob Watcher - Ticket/Stadium Manager, Bill Walsh - Assistant Coach, Curt Merz, Jon Gilliam, Wayne Frazier, Wayne Walker, Sherrill Headrick, Curt Farrier, Ed Budde, Tony DiMidio, Dave Hill, Jerry Mays, Tom Bettis - Assistant Coach, Tom Pratt - Assistant Coach.

Fifth Row: Jack Steadman - General Manager, Hatch Roshdahl, Jim Tyrer, Bobby Bell, Reg Carolan, Tommy Brooker, Ed Lothamer, Fred Arbanas, Chuck Hurston, Buck Buchanan, Aaron Brown, Chris Burford, Otis Taylor, Darrel "Pete" Brewster - Assistant Coach.



1966 AFL CHAMPIONSHIP GAME

Chiefs 31, Bills 7



January 1, 1967 • War Memorial Stadium • 42,080

KANSAS CITY 7 10 0 14 — 31
BUFFALO 7 0 0 0 — 7

With a berth in Super Bowl I as the prize, the Chiefs visited ancient War Memorial Stadium for a New Year's Day clash with the defending AFL champion Buffalo Bills. Kansas City's defense had stifled opponents all season long and didn't disappoint in this contest, forcing four turnovers, while limiting Buffalo to just nine first downs and 40 rushing yards as the Chiefs rolled to a 31-7 victory and their second AFL title.

The game, played in frigid, sub-freezing temperatures, produced its first break on the opening kickoff when P Jerrel Wilson recovered a fumble by DE Dudley Meredith on the Buffalo 31-yard line. Three plays later, QB Len Dawson found TE Fred Arbanas for a 29-yard touchdown, giving Kansas City an early 7-0 lead.

After the two teams exchanged punts, Buffalo tied the game in the opening period when All-Star QB Jack Kemp hit WR Elbert Dubenion on a 69-yard pass play to tie the score at 7-7. Few thought it would be the Bills last score of the day, but Kansas City would eventually outscore Buffalo 24-0 in the final three quarters.

While the Chiefs defense clamped down on the Bills, Dawson led the Kansas City offense to 10 second-quarter points. A 28-yard punt return by RB Mike Garrett set the Chiefs up at the Buffalo 45-yard line and six plays later the KC signal-caller found WR Otis Taylor for a 29-yard touchdown pass.

The game's decisive play then came just before halftime. Kemp had marched the Bills to the Chiefs eight-yard line, but was picked off at the goal line by S Johnny Robinson, who raced 72 yards with the interception before being brought down at the Buffalo 28-yard line. K Mike Mercer then hit a 32-yard FG with 0:03 left in the half to give the Chiefs a 17-7 lead heading into the locker room.

The third quarter proved to be a defensive tussle as the two teams each exchanged a pair of punts. Kansas City would get to the Buffalo 42-yard line late in the period, but a 49-yard kick by Mercer fell short leaving the score at 17-7 with 15 minutes remaining.

Kansas City then broke the game wide open as Garrett applied the coup de grace for the Chiefs, scoring on runs of one and 18 yards to make the count 31-7. A 47-yard Dawson pass to E Chris Burford set up Garrett's first TD which came on fourth-and-goal. Buffalo fumbled on its next offensive snap and S Bobby Hunt fell on the loose ball at the Bills 21. Three plays later Garrett started left and then reversed his field to get into the end zone for a second time.

Kemp couldn't move the Bills on their next possession and was picked off by CB Emmitt Thomas on Buffalo's final drive of the day as Kansas City won its second AFL title in four years and awaited the Green Bay Packers in Super Bowl I.

- CHIEFS** — Arbanas, 29-yard pass from Dawson (Mercer kick).
- BILLS** — Dubenion, 69-yard pass from Kemp (Lusteg kick).
- CHIEFS** — Taylor, 29-yard pass from Dawson (Mercer kick).
- CHIEFS** — Mercer, 32-yard FG.
- CHIEFS** — Garrett, 1-yard run (Mercer kick).
- CHIEFS** — Garrett, 18-yard run (Mercer kick).

TEAM STATISTICS	BILLS	CHIEFS
First Downs	9	14
Total Net Yards	255	277
Rushes/Net Yards	13/40	33/113
Net Passing	215	164
Pass Attempts/Completions	27/12	24/16
Had Intercepted	2	0
Times Sacked/Yards Lost	4/38	7/63
Punts/Average	8/39.3	6/42.3
Penalties/Yards	3/23	4/40
Fumbles/Lost	3/2	1/0

RUSHING

- CHIEFS** — Garrett 13-39, 2 TDs; McClinton 11-38; Dawson, 5-28; Coan 2-6; G. Thomas 2-2.
- BILLS** — Carlton 9-31; Burnett 3-6; Kemp 1-3.

RECEIVING

- CHIEFS** — Taylor 5-78, TD; Burford 4-76; Garrett 4-16; Arbanas 2-44, TD; McClinton 1-13.
- BILLS** — Burnett 6-127; Dubenion 2-79, TD; Bass 2-26; Crockett 1-16; Carlton 1-5.

PASSING

- CHIEFS** — Dawson 16-24-227, 2 TDs, 0 INTs.
- BILLS** — Kemp 12-27-253, 1 TD, 2 INTs.

INTERCEPTIONS

- CHIEFS** — Robinson 1-72; E. Thomas 1-26.
- BILLS** — None.

FIELD GOALS

- CHIEFS** — Mercer (32) 49S.
- BILLS** — None.



RB Mike Garrett's two TDs helped propel Kansas City to an AFL title and a berth in Super Bowl I.





SUPER BOWL I
Packers 35, Chiefs 10



January 15, 1967 • Los Angeles Memorial Coliseum • 63,036

KANSAS CITY 0 10 0 0 — 10
GREEN BAY 7 7 14 7 — 35

Representing themselves and the American Football League in the first championship match with the National Football League, the Chiefs played well for one half before bowing to the supremacy of the Green Bay Packers. Vince Lombardi's Packers — one of the great pro football teams of all time — won Super Bowl I by a 35-10 score. The Packers held a slim 14-10 advantage at the half before the game turned on one play in the third quarter.

Green Bay opened the scoring on its second possession when the game's Most Valuable Player, QB Bart Starr, passed 37 yards to TE Max McGee, who made a remarkable one-handed catch for a touchdown. McGee, who had caught just four passes during the regular season, became an unlikely hero for the Packers after starter Boyd Dowler was injured on the game's opening series. McGee finished the game with seven catches for 138 yards and two TDs.

Behind QB Len Dawson, the Chiefs marched into Green Bay territory on their next drive, but K Mike Mercer misfired on a 40-yard FG to leave the score 7-0 after one quarter. However, Kansas City would tie the game on its next possession after a 31-yard completion to WR Otis Taylor set up a seven-yard scoring pass to RB Curtis McClinton.

Green Bay would go right back on top when RB Jim Taylor scored from 14 yards out on the Packers vaunted sweep. Kansas City's next drive featured a 27-yard completion to E Chris Burford and culminated with a 31-yard Mercer FG as the Chiefs narrowed Green Bay's lead to a 14-10 margin.

The Chiefs momentum carried over to the third quarter as Kansas City moved to a first down on its initial possession. But then the game's key play — one that doomed the underdog Chiefs — unfolded when S Willie Wood intercepted a Dawson pass intended for TE Fred Arbanas at midfield. Wood returned it all the way to the Chiefs five-yard line, where RB Elijah Pitts ran for the first of his two touchdowns as Green Bay would establish a 21-10 lead.

The Packers defense forced Kansas City to punt on its next two possessions, setting up another Starr-to-McGee touchdown pass. That duo would connect on completions of 11 and 16 yards on a 10-play, 56-yard drive before McGee hauled in a 13-yard score to up the Packer advantage to 28-10.

Kansas City dodged a scoring threat when CB Willie Mitchell picked off a Starr pass at the Chiefs 11-yard line in the fourth quarter, but it would be Green Bay's only miscue of the day. The Packers defense would stifle the AFL Champions for the remainder of the game as the Chiefs crossed midfield just once in the fourth quarter.

A 37-yard pass to McGee would set up the Packers final score, a one-yard Pitts TD run. That score put the finishing touch on a 35-10 victory as Green Bay claimed the first of two straight Super Bowl titles, while Kansas City would have to wait until Super Bowl IV for redemption on football's biggest stage.

- PACKERS** — McGee, 37-yard pass from Starr (Chandler kick).
- CHIEFS** — McClinton, 7-yard pass from Dawson (Mercer kick).
- PACKERS** — Taylor, 14-yard run (Chandler kick).
- CHIEFS** — Mercer, 31-yard FG.
- PACKERS** — Pitts, 5-yard run (Chandler kick).
- PACKERS** — McGee, 13-yard pass from Starr (Chandler kick).
- PACKERS** — Pitts, 1-yard run (Chandler kick).

TEAM STATISTICS	PACKERS	CHIEFS
First Downs	21	17
Total Net Yards	358	239
Rushes/Net Yards	33/130	19/72
Net Passing	228	167
Pass Attempts/Completions	24/16	32/17
Had Intercepted	1	1
Sacked/Yards Lost	3/22	6/61
Punts/Average	4/43.3	7/45.3
Penalties/Yards	4/40	4/26
Fumbles/Lost	1/0	1/0

RUSHING

- CHIEFS** — Dawson 3-24; Garrett 6-17; McClinton 6-16; Beathard 1-14; Coan 3-1.
- PACKERS** — Taylor 16-53, TD; Pitts 11-45, 2 TDs; Anderson 4-30; Grabowski 2-2.

RECEIVING

- CHIEFS** — Burford 4-67; Taylor 4-57; Garrett 3-28; McClinton 2-34, TD; Arbanas 2-30; Carolan 1-7; Coan 1-5.
- PACKERS** — McGee 7-138, 2 TDs; Dale 4-59; Fleming 2-22; Pitts 2-32.

PASSING

- CHIEFS** — Dawson 16-27-211, 1 TD, 1 INT; Beathard 1-5-17, 0 TDs, 0 INTs.
- PACKERS** — Starr 16-23-250, 2 TDs, 1 INT; Bratkowski 0-1-0, 0 TDs, 0 INTs.

INTERCEPTIONS

- CHIEFS** — Mitchell 1-0.
- PACKERS** — Wood 1-50.

FIELD GOALS

- CHIEFS** — Mercer 40WR (31).
- PACKERS** — None.



DT Buck Buchanan levels a hit on QB Bart Starr, who earned MVP honors in Super Bowl I.





1968 AFL DIVISIONAL PLAYOFF GAME

Raiders 41, Chiefs 6



December 22, 1968 • Oakland-Alameda County Coliseum • 54,444

KANSAS CITY 0 6 0 0 — 6
OAKLAND 21 7 0 13 — 41

Oakland jumped out to an early 21-0 lead and picked off QB Len Dawson four times, posting a convincing 41-6 victory in the initial postseason meeting between the Chiefs and Raiders. The two teams had both finished 12-2 and split a pair of regular season contests, setting up this playoff meeting for the right to advance to the AFL Championship Game.

The Chiefs defense had allowed a franchise-record 170 points during the regular season, but QB Daryle Lamonica and WR Fred Biletnikoff made play after play against Kansas City. Lamonica finished the day with 345 passing yards and five TD passes, the highest postseason totals ever amassed against Kansas City. Biletnikoff also had a record-setting day, registering 180 receiving yards and three scores, the best individual receiving day produced versus the Chiefs in the playoffs.

The Lamonica-Biletnikoff connection clicked early and often, accounting for three plays and 60 yards on Oakland's opening possession, including a 24-yard TD pass to put the Raiders ahead 7-0.

With the Chiefs backed up at their own two-yard line, P Jerrel Wilson's punt would go off the side of his foot, giving the Raiders the ball at the Kansas City 25-yard line. Three plays later, a 23-yard scoring grab by WR Warren Wells made the score 14-0. The two teams would exchange punts before Lamonica lofted a 44-yard aerial to Biletnikoff to make the score 21-0 at the end of the first quarter.

Kansas City's offense showed some life to open the second quarter. Dawson hit WR Otis Taylor for a 55-yard gain to put the Chiefs in scoring position, but KC could not crack the end zone on three tries from inside the five-yard line as the club would settle for a 10-yard K Jan Stenerud FG to make the count 21-3.

Two possessions later, the Chiefs got excellent field position at the Oakland 38. A 31-yard pass to WR Ron Pitts moved KC to the seven-yard line, but again the offense couldn't cross the goal line, resulting in an eight-yard Stenerud FG. The Raiders responded with a 54-yard Lamonica-to-Biletnikoff TD to close the first half, giving Oakland a commanding 28-6 lead.

The Chiefs defense forced a punt on Oakland's first drive of the second half and then held the Raiders out of the end zone on fourth-and-goal from the one on their next possession to keep the contest within reach. But Kansas City's offense couldn't put points on the board despite getting deep into Oakland territory twice as a missed 37-yard FG and an interception halted those drives.

The Raiders slammed the door shut in the fourth quarter as Wells caught his second TD of the day and K George Blanda tacked on a pair of FGs to up the Oakland lead to 41-6. Dawson was unable to rally the Chiefs as each of the club's final three possessions ended with interceptions and Oakland advanced to its second straight AFL Championship Game.

- RAIDERS** — Biletnikoff, 24-yard pass from Lamonica (Blanda kick).
- RAIDERS** — Wells, 23-yard pass from Lamonica (Blanda kick).
- RAIDERS** — Biletnikoff, 44-yard pass from Lamonica (Blanda kick).
- CHIEFS** — Stenerud, 10-yard FG.
- CHIEFS** — Stenerud, 8-yard FG.
- RAIDERS** — Biletnikoff, 54-yard pass from Lamonica (Blanda kick).
- RAIDERS** — Wells, 35-yard pass from Lamonica (Blanda kick).
- RAIDERS** — Blanda, 41-yard FG.
- RAIDERS** — Blanda, 40-yard FG.

TEAM STATISTICS	RAIDERS	CHIEFS
First Downs	22	13
Total Net Yards	454	312
Rushes/Net Yards	30/118	24/70
Net Passing	336	242
Pass Attempts/Completions	39/19	36/17
Had Intercepted	0	4
Sacked/Yards Lost	1/11	1/11
Punts/Average	5/45.4	6/50.3
Penalties/Yards	1/5	4/49
Fumbles/Lost	1/0	2/0

RUSHING

- CHIEFS** — Dawson 3-24; Garrett 6-17; McClinton 6-16; Beathard 1-14; Coan 3-1.
- RAIDERS** — Taylor 16-53, TD; Pitts 11-45, 2 TDs; Anderson 4-30; Grabowski 2-2.

RECEIVING

- CHIEFS** — Burford 4-67; Taylor 4-57; Garrett 3-28; McClinton 2-34, TD; Arbanas 2-30; Carolan 1-7; Coan 1-5.
- RAIDERS** — McGee 7-138, 2 TDs; Dale 4-59; Fleming 2-22; Pitts 2-32.

PASSING

- CHIEFS** — Dawson 16-27-211, 1 TD, 1 INT; Beathard 1-5-17, 0 TDs, 0 INTs.
- RAIDERS** — Starr 16-23-250, 2 TDs, 1 INT; Bratkowski 0-1-0, 0 TDs, 0 INTs.

INTERCEPTIONS

- CHIEFS** — Mitchell 1-0.
- RAIDERS** — Wood 1-50.

FIELD GOALS

- CHIEFS** — Mercer 40WR (31).
- RAIDERS** — None.



LB Willie Lanier (63), DT Buck Buchanan (86) and LB Jim Lynch (51) corral RB Roger Hagberg.





1969 AFL DIVISIONAL PLAYOFF GAME

Chiefs 13, Jets 6



December 20, 1969 • Shea Stadium • 62,977

KANSAS CITY 0 3 3 7 — 13
NEW YORK 3 0 0 3 — 6

Kansas City had throttled the Jets in the regular season, but getting a playoff victory against the reigning World Champions would prove much more difficult. The Chiefs defense would rise up for a monumental goal line stand, while the offense would get into the end zone when it mattered most as Kansas City claimed a 13-6 victory.

New York was led by QB Joe Namath, but throwing the ball accurately in the swirling winds of Shea Stadium would prove difficult for the charismatic MVP of Super Bowl III. The Jets passer connected on just 14 of 40 attempts for 164 yards and was picked off three times.

New York got on the board first with a 27-yard K Jim Turner field goal to go up 3-0. QB Len Dawson then started KC's next drive with a 13-yard pass to WR Otis Taylor, a 12-yard connection to TE Fred Arbanas and a 17-yard screen to RB Wendell Hayes. After missing a 47-yard FG on KC's first drive, this time K Jan Stenerud connected on a 23-yard FG to knot the score at 3-3.

Neither club could muster much offense for the remainder of the first half. Stenerud would misfire on a 44-yard kick on KC's only other legitimate scoring shot, leaving the score deadlocked at intermission.

Kansas City's defense would turn up the pressure in the third quarter. CB Emmitt Thomas would register the Chiefs first INT of the day, setting up a 47-yard FG attempt that sailed wide left in the blustery conditions. New York's next possession would be terminated by the first of two interceptions on the day by CB Jim Marsalis. After the Jets were penalized for running into P Jerrel Wilson, a 27-yard pass to Arbanas put KC in New York territory. A 25-yard Stenerud FG then gave the Chiefs a slim, 6-3 advantage.

Namath responded by moving the Jets into scoring position early in the fourth quarter. A pass interference call in the end zone would give the home squad first-and-goal at the one, setting the stage for the biggest goal-line stand in Chiefs history.

RB Matt Snell gained half a yard off right tackle on first down before S Johnny Robinson arrived on the scene, while RB Bill Mathis was stuffed for no gain by LB Willie Lanier on second down. Namath attempted a bootleg on third down, but was hit by LB Jim Lynch and threw the ball away, forcing the Jets to settle for a seven-yard Turner field goal to tie the contest at 6-6.

Dawson and the Chiefs would immediately strike back. A 61-yard bomb to Taylor would set up the game's only TD. WR Gloster Richardson made the biggest grab of his career, hauling in a 19-yard scoring strike from Dawson on the next play. Marsalis would then record his second INT of Namath on the Jets final possession to ensure a tightly-contested 13-6 playoff win, sending Kansas City to the AFL's final title game at Oakland.

- JETS** — J. Turner, 28-yard FG.
- CHIEFS** — Stenerud, 23-yard FG.
- CHIEFS** — Stenerud, 25-yard FG.
- JETS** — J. Turner, 7-yard FG.
- CHIEFS** — Richardson, 19-yard pass from Dawson (Stenerud kick).

TEAM STATISTICS	JETS	CHIEFS
First Downs	19	14
Total Net Yards	235	276
Rushes/Net Yards	22/87	30/99
Net Passing	148	177
Pass Attempts/Completions	40/14	27/12
Had Intercepted	3	0
Sacked/Yards Lost	2/16	2/24
Punts/Average	5/37.2	6/33.5
Penalties/Yards	3/15	5/63
Fumbles/Lost	1/1	0/0

RUSHING

- CHIEFS** — Garrett 18-67; Hayes 10-32; Holmes 1-0; McVea 1-0.
- JETS** — Snell 12-61; Boozer 3-14; Mathis 6-11; Namath 1-1.

RECEIVING

- CHIEFS** — Hayes 5-46; Taylor 2-74; Arbanas 2-39; Holmes 1-29; Richardson 1-19, TD; Pitts 1-(-6).
- JETS** — Sauer 5-61; Lammons 3-37; B. Turner 2-25; Maynard 1-18; Boozer 1-10; Snell 1-9; Mathis 1-4.

PASSING

- CHIEFS** — Dawson 12-27-201, 1 TD, 0 INTs.
- JETS** — Namath 14-40-164, 0 TDs, 3 INTs.

INTERCEPTIONS

- CHIEFS** — Marsalis 2-42; Thomas 1-0.
- JETS** — None.

FIELD GOALS

- CHIEFS** — Stenerud 47S (23) 44WR 47WL (25).
- JETS** — J. Turner (28) (7).



LB Willie Lanier (63) and S Johnny Robinson (42) spearhead a pivotal goal-line stand.





1969 AFL CHAMPIONSHIP GAME

Chiefs 17, Raiders 7

January 4, 1970 • Oakland-Alameda County Coliseum • 54,444



KANSAS CITY 0 7 7 3 — 17
OAKLAND 7 0 0 0 — 7

On the day the American Football League played the final game of its 10-year history, the Kansas City Chiefs became the AFL's only three-time champion. The Chiefs, through a curious playoff system, played Oakland for the league's last title. The Raiders had won the AFL West and owned a pair of regular season wins over the Chiefs, including a slim 10-6 victory in the regular season finale.

The Raiders, who arrived at the Oakland-Alameda County Coliseum already packed for a potential trip to Super Bowl IV, suffered the indignity of carrying those suitcases out of the stadium past the Chiefs busses after a 17-7 defeat.

The two clubs managed one first-half touchdown apiece with Oakland's coming on a three-yard run by RB Charlie Smith. Kansas City responded with a one-yard plunge by RB Wendell Hayes after QB Len Dawson had hit on passes of 14 yards to WR Otis Taylor and 41 yards to WR Frank Pitts.

In the third quarter, QB/K George Blanda was wide right on field goals of 39 and 40 yards, attempts that would have moved Oakland in front. Midway through the period, Kansas City began its second TD drive from its own six-yard line. A potential disaster was averted when the Chiefs fell on a fumble at their own two-yard line. On the next play, Dawson and Taylor pulled Kansas City out of the hole with a 35-yard pass play. FB Robert Holmes added 23 more on a flare pass, while a 25-yard pass interference call gave the Chiefs first-and-goal at the three. Holmes plowed in for the go-ahead TD from five yards out on third down, giving the Chiefs a 14-7 advantage.

The game then became a defensive struggle, which played right into Kansas City's hand. Led by defensive charges from the entire front four of DEs Aaron Brown and Jerry Mays and DTs Buck Buchanan and Curley Culp, the Chiefs continually harassed Raiders QB Daryle Lamonica, forcing the Oakland signal caller to throw a trifecta of fourth-quarter interceptions.

K Jan Stenerud came up short on a 52-yard FG to begin the final frame, which would be marked by a myriad of turnovers. S Jim Kearney registered KC's first INT of Lamonica at the Chiefs 18-yard line. Two plays later a Chiefs fumble would put the ball back in the hands of the "Mad Bomber," who was subsequently picked off by CB Jim Marsalis on Oakland's very next snap.

Inexplicably, Kansas City would fumble again two plays later, setting Lamonica up deep in Chiefs territory. But three snaps later CB Emmitt Thomas recorded his second pickoff of the day, ending a third straight Oakland possession with an INT. Thomas returned the ball 62 yards to the Oakland 18-yard line, setting up a 22-yard field goal that provided a 17-7 lead with 4:48 remaining.

Kansas City would actually fumble one more time, but the Silver and Black could not capitalize as the victorious Chiefs would return home to pack bags of their own for New Orleans and Super Bowl IV.

RAIDERS — Smith, 3-yard run (Blanda kick).
CHIEFS — Hayes, 1-yard run (Stenerud kick).
CHIEFS — Holmes, 5-yard run (Stenerud kick).
CHIEFS — Stenerud, 22-yard FG.

TEAM STATISTICS	RAIDERS	CHIEFS
First Downs	18	13
Total Net Yards	233	207
Rushes/Net Yards	28/79	39/86
Net Passing	154	121
Pass Attempts/Completions	45/17	17/7
Had Intercepted	4	0
Sacked/Yards Lost	4/37	1/8
Punts/Average	6/48.5	8/42.8
Penalties/Yards	5/45	5/43
Fumbles/Lost	1/0	5/4

RUSHING

CHIEFS — Hayes 8-35, TD; Garrett 7-19; Holmes 18-14, TD; McVea 3-13; Dawson 3-5.
RAIDERS — Dixon 12-36; Smith 12-31, TD; Banaszak 2-8; Todd 2-4.

RECEIVING

CHIEFS — Taylor 3-62; Holmes 2-16; Pitts 1-41; Arbanas 1-10.
RAIDERS — Smith 8-86; Sherman 3-45; Cannon 2-22; Banaszak 2-13; Wells 1-24; Dixon 1-1.

PASSING

CHIEFS — Dawson 7-17-129, 0 TDs, 0 INTs.
RAIDERS — Lamonica 15-39-167, 0 TDs, 3 INTs; Blanda 2-6-24, 0 TDs, 1 INT.

INTERCEPTIONS

CHIEFS — Thomas 2-69; Marsalis 1-23; Kearney 1-17.
RAIDERS — None.

SACKS

CHIEFS — Brown 3.0; Culp 1.0.
RAIDERS — Davidson 1.0.

FIELD GOALS

CHIEFS — Stenerud 52S (22).
RAIDERS — Blanda 52S 39WR 40WR.



Hank Stram celebrates a third AFL crown as the Chiefs win the league's final contest.





SUPER BOWL IV
Chiefs 23, Vikings 7



January 11, 1970 • Tulane Stadium • 80,562

MINNESOTA 0 0 7 0 — 7
KANSAS CITY 3 13 7 0 — 23

Kansas City's finest sports hour concluded at 5:20 in the afternoon of Sunday, January 11, 1970, when the Chiefs defeated the Minnesota Vikings, 23-7, for the World Championship of pro football.

The Chiefs, who finished 11-3 on the season and defeated the N.Y. Jets and Oakland Raiders in the playoffs, closed out their first decade as the winningest team in the American Football League, which, with Super Bowl IV, came to an end. Beginning in '70, the two leagues merged, with the AFL becoming the American Football Conference of the NFL.

Minnesota, a prohibitive favorite, was 12-2 during the regular season and at one point had won 12 games in succession behind a fearsome defense that had allowed an average of just 9.5 points per game. But behind QB Len Dawson — who would earn the game's Most Valuable Player Award — the Chiefs would amass more than enough offense to carry the day.

The Chiefs took an early lead when K Jan Stenerud booted a 48-yard first quarter field goal, a kick that remains as the longest field goal in Chiefs postseason history. He would later follow with field goals of 32 and 25 yards to give Kansas City a 9-0 lead.

Kansas City received the first break in the game when Vikings S Charlie West fumbled a kickoff and G Remi Prudhomme recovered at the Minnesota 19-yard line. After an eight-yard loss, Dawson handed off to RB Wendell Hayes, who rambled for 13 yards up the middle on a draw play. A 10-yard pass to WR Otis Taylor gave the Chiefs a first down at the four. Three plays later, RB Mike Garrett burst off-tackle for a five-yard touchdown, giving Kansas City a 16-0 halftime lead and stunning the Vikings and a nationwide television audience.

Minnesota mounted a mild third-quarter comeback when RB Dave Osborn scored from four yards out to cut the margin to 16-7. But any hopes the Vikings had of getting closer were dashed by Taylor, who lived up to his big-play reputation repeatedly through that season. Dawson hit the Chiefs wideout on a short hitch pattern, and when CB Earsell Mackbee missed the initial tackle, Taylor was loose down the right sideline, high-stepping his way to a 46-yard TD to give the Chiefs a 23-7 lead after three quarters.

As was so often the case in '69, the defense came to the fore. Minnesota had the ball three times in the final period and, as in the Oakland game the previous week, the Chiefs snuffed out all three chances with interceptions. LB Willie Lanier picked off a QB Joe Kapp pass to halt a rally at the Chiefs 34-yard line. Later on, S Johnny Robinson, playing with what turned out to be three broken ribs, grabbed another errant Kapp throw. Following the game, Kapp would pay tribute to Kansas City's massive defensive front: "The Chiefs defensive line was very active and looked like a Redwood Forest."

QB Gary Cuozzo would replace Kapp, but suffered similar results. In the game's closing minutes, CB Emmitt Thomas intercepted his fourth pass of the playoffs. The Chiefs then ran out the clock to capture the AFL's second consecutive Super Bowl triumph.

- CHIEFS** — Stenerud, 48-yard FG.
- CHIEFS** — Stenerud, 32-yard FG.
- CHIEFS** — Stenerud, 25-yard FG.
- CHIEFS** — Garrett, 5-yard run (Stenerud kick).
- VIKINGS** — Osborn, 4-yard run (Cox kick).
- CHIEFS** — Taylor, 46-yard pass from Dawson (Stenerud kick).

TEAM STATISTICS	VIKINGS	CHIEFS
First Downs	13	18
Total Net Yards	239	273
Rushes/Net Yards	19/67	41/151
Net Passing	172	122
Pass Attempts/Completions	28/17	17/12
Had Intercepted	3	1
Sacked/Yards Lost	3/27	3/20
Punts/Average	3/37.0	4/48.5
Penalties/Yards	6/67	4/47
Fumbles/Lost	3/2	0/0

RUSHING

- CHIEFS** — Garrett 11-39, TD; Pitts 3-37; Hayes 8-31; McVea 12-26; Dawson 3-11; Holmes 5-7.
- VIKINGS** — Brown 6-26; Reed 4-17; Osborn 7-15, TD; Kapp 2-9.

RECEIVING

- CHIEFS** — Taylor 6-81, TD; Pitts 3-33; Garrett 2-25; Hayes 1-13.
- VIKINGS** — Henderson 7-111; Brown 3-11; Beasler 2-41; Reed 2-16; Osborn 2-11; Washington 1-9.

PASSING

- CHIEFS** — Dawson 12-17-142, 1 TD, 1 INT; Livingston 0-0-0, 0 TDs, 0 INTs.
- VIKINGS** — Kapp 16-25-183, 0 TDs, 2 INTs; Cuozzo 1-3-16, 0 TDs, 1 INT.

INTERCEPTIONS

- CHIEFS** — Lanier 1-9; Robinson 1-9; Thomas 1-6.
- VIKINGS** — Krause 1-0.

SACKS

- CHIEFS** — Brown 1.0 Buchanan 1.0; Mays 1.0
- VIKINGS** — Eller 1.0; Marshall 1.0; Winston 1.0.

FIELD GOALS

- CHIEFS** — Stenerud (48) (32) (25).
- VIKINGS** — Cox 56S.



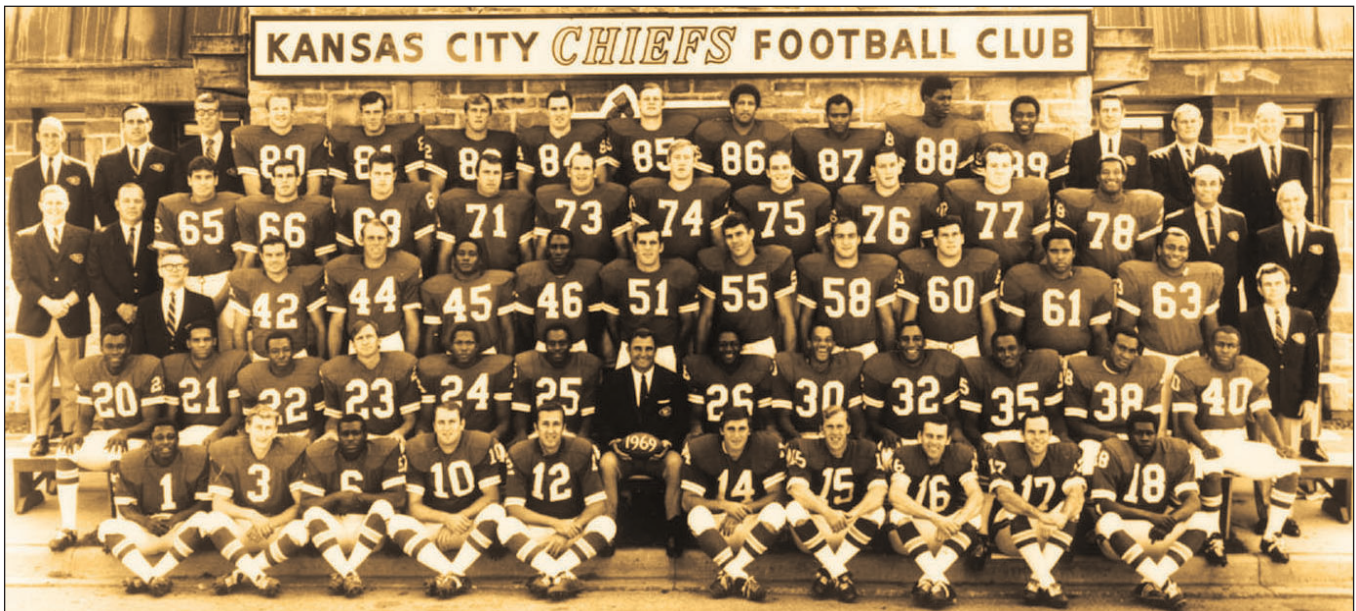
WR Otis Taylor's 46-yard TD catch from Super Bowl IV MVP QB Len Dawson seals a 23-7 win.



1969 WORLD CHAMPIONS



The caption in the January 12th, 1970 edition of the Kansas City Times proclaimed: WHO SAID THERE ARE NO HEROES ANYMORE is the question asked by this downtown parade scene (far right photo) that included thousands of Kansas Citizens greeting the triumphant Chiefs with cheers and floating paper. Riding in an open convertible on a chilly day, Otis Taylor (left) and Gloster Richardson (right) were obviously warmed by their reception from jubilant fans on Tenth Street east of Main. In the center photo, Hank Stram, Taylor, Jack Steadman, Len Dawson and Bill Grigsby jubilantly hoist the Lombardi Trophy for Chiefs fans to behold.



Front Row: Noland Smith, Jan Stenerud, Warren McVea, Mike Livingston, Tom Flores, Ed Podolak, Jacky Lee, Len Dawson, John Huarte, Emmitt Thomas.
Second Row: Goldie Sellers, Mike Garrett, Willie Mitchell, Bert Coan, Ceaser Belser, Frank Pitts, Head Coach Hank Stram, Paul Lowe, Gloster Richardson, Curtis McClinton, Richard Armstrong, Wendell Hayes, Jim Marsalis.
Third Row: Dr. Albert Miller, Johnny Robinson, Jerrel Wilson, Robert Holmes, Jim Kearney, Jim Lynch, E.J. Holub, Jack Rudnay, George Daney, Curley Culp, Willie Lanier, Bobby Yarborough - Equipment Manager.
Fourth Row: John Beake - Assistant Coach, Tommy O'Boyle - Assistant Coach, Remi Prudhomme, Bob Stein, Jerry McClurg, Ed Budde, Dave Hill, Gene Trosch, Jerry Mays, Mo Moorman, Jim Tyrer, Bobby Bell, Lloyd Wells - Scout, Wayne Rudy - Trainer.
Fifth Row: Tom Pratt - Assistant Coach, Bill Walsh - Assistant Coach, Jack Steadman - General Manager, Reg Carolan, Mickey McCarty, Ed Lothamer, Fred Arbanas, Chuck Hurston, Buck Buchanan, Aaron Brown, Morris Stroud, Otis Taylor, Darrel "Pete" Brewster - Assistant Coach, Tom Bettis - Assistant Coach, Bob Wachter - Ticket/Stadium Manager.



1971 AFC DIVISIONAL PLAYOFF GAME

Dolphins 27, Chiefs 24 (2 OT)

December 25, 1971 • Municipal Stadium • 50,374



MIAMI..... 0 10 7 7 0 3 — 27
KANSAS CITY..... 10 0 7 7 0 0 — 24

The longest game in NFL history signaled the end of a glorious era in Chiefs history as Kansas City and Miami dueled for 82:40 in a double-overtime epic on Christmas Day '71. The final game ever played at Municipal Stadium featured 11 future Hall of Fame players, Hall of Fame head coaches Hank Stram and Don Shula, as well as one of the greatest individual efforts in NFL postseason annals by RB Ed Podolak. But in the end it was the Dolphins who prevailed when K Garo Yepremian's 37-yard FG at 7:40 of the second OT gave Miami a 27-24 victory.

Widely regarded as the finest Chiefs team ever assembled – the '69 Super Bowl IV squad included – Kansas City took a 10-0 lead after the first quarter thanks to a 24-yard FG and a seven-yard TD catch by Podolak. But Miami countered with 10 unanswered points to leave the score deadlocked at halftime.

The unquestioned star of the contest was Podolak, who accounted for an NFL-playoff record 350 combined net yards (85 rushing yards, 110 receiving yards and 153 on kick returns). With the score knotted at 17-17 after three quarters, Podolak capped a 91-yard drive with a three-yard TD run to give the Chiefs a 24-17 lead with 6:46 left in regulation. However, a five-yard pass from QB Bob Griese to TE Marv Fleming put the count at 24-24 with 1:25 remaining in regulation.

Podolak almost ended the game with a 78-yard return on the ensuing kickoff, but Miami CB Curtis Johnson maintained his angle to make a touchdown-saving tackle at the 22-yard line. With 35 seconds left, K Jan Stenerud's would-be, game-winning 31-yard FG attempt sailed wide right. Miami could not move the ball on its final possession of regulation, sending the game to its first overtime session.

Kansas City won the toss and after taking a lateral from DT Buck Buchanan, Podolak returned the kickoff to the Chiefs 46-yard line. Four plays later, KC was at the Miami 35-yard line as Stenerud lined up for another attempt at a game-winning kick, this time from 42 yards out. But Stenerud's attempt was blocked by LB Nick Buoniconti, giving the Dolphins new life.

Both teams would exchange punts before a 52-yard FG attempt by Yepremian came up short. The first overtime session would come to a close when Dawson was intercepted by Miami S Jake Scott. The Dolphins took over at their own 46 to start overtime number two, but were smothered by Kansas City's fierce defense.

Miami's defense forced the Chiefs to punt, setting up Griese and the Dolphins for one final drive. RB Larry Csonka broke off a 29-yard run to move Miami into KC territory. Four plays later Yepremian ended the NFL's longest day with his 37-yard game-winner. The Dolphins would eventually advance to Super Bowl VI, while the Chiefs would have to wait 15 years before their next postseason appearance after falling in one of the most storied battles in pro football history.

- CHIEFS** — Stenerud, 24-yard FG (9-35, 4:09).
- CHIEFS** — Podolak, 7-yard pass from Dawson (Stenerud kick) (6-35, 3:44).
- DOLPHINS** — Csonka, 1-yard run (Yepremian kick) (10-80, 5:51).
- DOLPHINS** — Yepremian, 14-yard FG (4-5, 0:57).
- CHIEFS** — Otis, 1-yard run (Stenerud kick) (15-75, 9:44).
- DOLPHINS** — Kiick, 1-yard run (Yepremian kick) (8-71, 3:53).
- CHIEFS** — Podolak, 3-yard run (Stenerud kick) (6-91, 4:30).
- DOLPHINS** — Fleming, 5-yard pass from Griese (Yepremian kick) (9-71, 5:10).
- DOLPHINS** — Yepremian, 37-yard FG (6-40, 3:51).

TEAM STATISTICS	DOLPHINS	CHIEFS
First Downs	22	23
Total Net Yards	407	451
Rushes/Net Yards	43/144	44/213
Net Passing	263	238
Pass Attempts/Completions	35/20	26/18
Had Intercepted	2	2
Sacked/Yards Lost	0/0	1/8
Punts/Average	6/40.0	2/51.0
Penalties/Yards	5/26	6/44
Fumbles/Lost	1/0	3/2

RUSHING

- CHIEFS** — Hayes 22-100; Podolak 17-85, TD; Wright 2-15; Otis 3-13, TD.
- DOLPHINS** — Csonka 24-86, TD; Kiick 15-56, TD; Griese 2-9; Warfield 2-(-7).

RECEIVING

- CHIEFS** — Podolak 8-110, TD; Wright 3-104; Taylor 3-12; Hayes 3-6; Frazier 1-14.
- DOLPHINS** — Warfield 7-140; Twilley 5-58; Fleming 4-37, TD; Kiick 3-24; Mandich 1-4.

PASSING

- CHIEFS** — Dawson 18-26-246, 1 TD, 2 INTs; Podolak 0-0-0, 0 TDs, 0 INTs.
- DOLPHINS** — Griese 20-35-263, 1 TD, 2 INTs.

INTERCEPTIONS

- CHIEFS** — Lanier 1-17; Lynch 1-0.
- DOLPHINS** — Scott 1-13; Johnson 1-0.

SACKS

- CHIEFS** — None.
- DOLPHINS** — Fernandez 0.5; Riley 0.5.

FIELD GOALS

- CHIEFS** — Stenerud (24) 29WR 31WR 42B.
- DOLPHINS** — Yepremian (14) 52WL.

NFL'S LONGEST GAMES

The Chiefs/Texans have participated in the two longest games in NFL history, both double-overtime playoff contests.

Time	Result	Date
1. 82:40	Miami 27, KANSAS CITY 24	Dec. 25, 1971
2. 77:54	Dallas Texans 20, HOUSTON 17	Dec. 23, 1962
3. 77:02	CLEVELAND 23, N.Y. Jets 20	Jan. 3, 1987



RB Ed Podolak takes a pass from QB Len Dawson for a 7-yard touchdown behind the block of C Jack Rudnay.





1986 AFC WILD CARD PLAYOFF GAME

Jets 35, Chiefs 15

December 28, 1986 • Giants Stadium • 69,307



KANSAS CITY 6 0 0 9 — 15
NEW YORK 7 14 7 7 — 35

Kansas City finished the regular season with a 10-6 record to earn the club's first playoff berth in 15 years, but that adulation would be short-lived. After taking an early lead against the N.Y. Jets, three KC turnovers combined with 135 rushing yards and two scores from New York RB Freeman McNeil led to 28 unanswered points and a 35-15 Jets victory.

The Chiefs only offensive scoring drive of the day came on Kansas City's initial possession when QB Todd Blackledge led Kansas City to paydirt. A pass interference call in the end zone set the stage for a one-yard scoring plunge by RB Jeff Smith. But a missed PAT would begin a downward spiral for the Chiefs, who took a brief 6-0 lead.

Jets head coach Joe Walton then made the biggest call of the game on New York's next drive. Facing fourth-and-six at the Chiefs 33-yard line, Walton kept his offense on the field. QB Pat Ryan faked a pitch to McNeil and took the ball up the gut for a 24-yard gain. Two plays later, McNeil was in the end zone, giving the Jets a lead they would not relinquish.

Disaster would strike on Kansas City's next offensive snap when RB Larry Moriarty had the ball jarred loose after catching a swing pass. LB Kyle Clifton recovered for the Jets. Twelve plays later, a one-yard TD toss to McNeil put the Jets ahead 14-6.

After Kansas City failed to gain a first down on its next two possessions, a 30-yard pass to WR Al Toon put New York in Chiefs territory. Ryan then found Toon kneeling in the end zone for an 11-yard TD on third down to give the Jets a commanding 21-6 advantage with 0:59 left in the second quarter.

New York outgained the Chiefs 191 to 58 after 30 minutes and Kansas City's situation would go from bad to worse on the opening snap of the second half. Blackledge was intercepted by LB Kevin McArthur, who raced down the sideline for a 21-yard score, putting the Jets ahead 28-6 just 13 seconds into the third quarter.

Blackledge would guide the Chiefs to the Jets 15-yard line on Kansas City's next possession, but the club's comeback hopes were effectively over when RB Boyce Green was stuffed on fourth-and-one in the third quarter, turning the ball back over to the Jets.

Kansas City's special teams would account for the club's only touchdown of the second half as CB Albert Lewis blocked a Dave Jennings punt and recovered it in the end zone to close the gap to 28-13. A six-yard Ryan TD pass to TE Billy Griggs made it 35-13 before QB Bill Kenney replaced Blackledge in the fourth quarter. Kenney guided Kansas City inside the Jets 10-yard line twice to no avail.

The Chiefs final points of the afternoon came when Jennings stepped out of the end zone for a self-imposed safety to make the final score 35-15 as Kansas City's hopes expired.

- CHIEFS** — J. Smith, 1-yard run (kick failed) (9-67).
- JETS** — McNeil, 1-yard run (Leahy kick) (13-75).
- JETS** — McNeil, 1-yard pass from Ryan (Leahy kick) (12-47).
- JETS** — Toon, 11-yard pass from Ryan (Leahy kick) (8-62).
- JETS** — McArthur, 21-yard interception return (Leahy kick).
- CHIEFS** — Lewis, blocked punt recovery in end zone (Lowery kick).
- JETS** — Griggs, 6-yard pass from Ryan (Leahy kick) (7-61).
- CHIEFS** — Safety, Jennings runs out of end zone.

TEAM STATISTICS	JETS	CHIEFS
First Downs	19	15
Total Net Yards	306	241
Rushes/Net Yards	36/165	20/67
Net Passing	141	174
Pass Attempts/Completions	23/16	37/20
Had Intercepted	0	2
Sacked/Yards Lost	2/12	2/3
Punts/Average	4/29.0	3/41.3
Penalties/Yards	8/54	1/5
Fumbles/Lost	1/0	2/1

RUSHING

- CHIEFS** — Blackledge 4-33; Green 8-15; J. Smith 4-12, TD; Moriarty 2-7; Heard 1-1; S. Paige 1-(-1).
- JETS** — McNeil 31-135, TD; Ryan 2-30; T. Paige 2-3; Jennings 1-(-3).

RECEIVING

- CHIEFS** — Marshall 6-72; Green 5-7; Coffman 3-12; Carson 2-43; Smith 2-12; Moriarty 1-16; Heard 1-15.
- JETS** — Toon 4-48, TD; Shuler 4-28; McNeil 3-16, TD; Walker 2-45; Sohn 1-11; Griggs 1-6, TD; Alexander 1-(-1).

PASSING

- CHIEFS** — Blackledge 12-21-80, 0 TDs, 2 INTs; Kenney 8-16-97, 0 TDs, 0 INTs.
- JETS** — Ryan 16-23-153, 3 TDs, 0 INTs.

INTERCEPTIONS

- CHIEFS** — None.
- JETS** — McArthur 1-21, TD; Carter 1-12.

SACKS

- CHIEFS** — Hackett 1.0; Maas 1.0.
- JETS** — Gastineau 1.0; Lyons 1.0.

FIELD GOALS

- CHIEFS** — None.
- JETS** — None.



The Chiefs can't slow RB Freeman McNeil as he posts 135 rushing yards in a Jets win.





1990 AFC WILD CARD PLAYOFF GAME

Dolphins 17, Chiefs 16

January 5, 1991 • Joe Robbie Stadium • 67,276



KANSAS CITY 3 7 6 0 — 16
MIAMI 0 3 0 14 — 17

The Chiefs were in control for the majority of their first playoff game since '86, but could not answer a late comeback bid by QB Dan Marino as the Dolphins pulled out a 17-16 victory. Chiefs QB Steve DeBerg – who had guided KC to an 11-5 regular season record – had the club in scoring position, but a 52-yard FG attempt by K Nick Lowery fell just inches short with 0:56 remaining.

Had Kansas City fully capitalized on a number of scoring opportunities earlier in the game, the outcome may have been different. CB Charles Washington blocked a punt on Miami's first possession, setting the Chiefs up at the Dolphins 37-yard line. However, Kansas City would be forced to settle for a 27-yard FG. Miami would answer on its next possession as K Pete Stoyanovich nailed an NFL postseason-record 58-yard FG to even to count at 3-3.

However, Stoyanovich would come up short on a 57-yard attempt later in the second quarter, setting the Chiefs up with good field position. KC capitalized as DeBerg floated a 26-yard scoring aerial to WR Stephone Paige putting the Chiefs ahead 10-7 with 1:54 left in the half. Paige would finish the day with 142 receiving yards, the highest postseason total in team history. Meanwhile, DE Neil Smith – who had 1.5 sacks on the day – preserved the lead by stripping Marino on Miami's next possession.

Kansas City dominated the third quarter, but only managed to extend its lead to 16-3. Poised with second-and-goal at the Miami three-yard line, DeBerg was flagged for intentional grounding and the club settled for a 25-yard FG. S Deron Cherry blasted the ball loose from WR Mark Duper on Miami's next play, giving KC the ball at the Dolphins 29-yard line. But once again, the Chiefs could not strike paydirt and would leave Miami territory with only a 38-yard Lowery FG to show for their efforts.

Marino then began his comeback bid. A 10-play, 66-yard march culminated with a one-yard TD toss to FB Tony Paige as the Dolphins moved the count to 16-10. After a 33-yard connection between DeBerg and WR Emile Harry moved KC back into Miami territory, the Chiefs were forced to punt, setting up the Dolphins go-ahead drive which began with a key, 37-yard pass over the middle to TE Ferrell Edmunds. Marino then capped the march with a six-yard TD pass to WR Mark Clayton that was nearly intercepted by CB Albert Lewis as the Dolphins took their first lead of the game at 17-16 with 3:28 remaining in the fourth quarter.

A 20-yard pass to Paige and a 26-yard run by RB Christian Okoye helped put the Chiefs at the Miami 26-yard at the 2:00 warning. A controversial holding call on G Dave Szott nullified a 12-yard Okoye run on the next play, halting the club's momentum and setting the stage for Lowery's final field goal attempt, which came tantalizingly close to the crossbar.

- CHIEFS** — Lowery, 27-yard FG (9-28).
- DOLPHINS** — Stoyanovich, 58-yard FG (9-40).
- CHIEFS** — S. Paige, 26-yard pass from DeBerg (Lowery kick) (4-61).
- CHIEFS** — Lowery, 25-yard FG (11-63).
- CHIEFS** — Lowery, 38-yard FG (4-8).
- DOLPHINS** — T. Paige, 1-yard pass from Marino (Stoyanovich kick) (10-66).
- DOLPHINS** — Clayton, 12-yard pass from Marino (Stoyanovich kick) (11-85).

TEAM STATISTICS	DOLPHINS	CHIEFS
First Downs	23	15
Total Net Yards	311	367
Rushes/Net Yards	32/98	24/103
Net Passing	213	264
Pass Attempts/Completions	30/19	30/17
Had Intercepted	0	1
Sacked/Yards Lost	2/8	1/5
Punts/Average	3/39.7	4/35.0
Penalties/Yards	2/22	4/35
Fumbles/Lost	2/2	0/0

RUSHING

- CHIEFS** — Okoye 13-83; Word 9-13; McNair 2-7.
- DOLPHINS** — S. Smith 20-82; Logan 7-17; T. Paige 1-2; Marino 4-(-3).

RECEIVING

- CHIEFS** — S. Paige 8-142, TD; McNair 3-22; Harry 2-59; Roberts 2-26; R. Thomas 1-15; Hayes 1-5.
- DOLPHINS** — Clayton 5-66, TD; T. Paige 5-30, TD; Duper 3-36; Edmunds 2-49; S. Smith 2-22; Jensen 1-11; S. Martin 1-7.

PASSING

- CHIEFS** — DeBerg 17-30-269 1 TD, 1 INT.
- DOLPHINS** — Marino 19-30-221, 2 TDs, 0 INTs.

INTERCEPTIONS

- CHIEFS** — None.
- DOLPHINS** — Williams 1.0.

SACKS

- CHIEFS** — N. Smith 1.5; Cooper 0.5.
- DOLPHINS** — Griggs 1.0.

FIELD GOALS

- CHIEFS** — Lowery (27) (25) (38) 52S.
- DOLPHINS** — Stoyanovich (58) 57S.



Miami claims a 17-16 comeback win despite 142 receiving yards from WR Stephone Paige.





1991 AFC WILD CARD PLAYOFF GAME

Chiefs 10, Raiders 6

December 28, 1991 • Arrowhead Stadium • 75,827



LOS ANGELES 0 3 3 0 — 6
 KANSAS CITY 0 7 0 3 — 10

It took 19 years, but the Chiefs finally had an opportunity to officially christen Arrowhead Stadium with a playoff game. Fittingly, that contest came against Kansas City's most heated rival, the Raiders. The Chiefs had defeated the Raiders 27-21 just six days earlier at the L.A. Coliseum in the season's final regular season game for the right to play at home in the first week of the postseason. Kansas City made the most of that opportunity by recording a 10-6 win over the Raiders, marking the club's first playoff victory since Super Bowl IV.

The Chiefs imparted a familiar recipe for success – solid defense and a bruising ground game. Kansas City's defense forced six turnovers and limited the Silver and Black to just two field goals, while RB Barry Word pummeled the Raiders with 33 carries for a team postseason-record 130 yards.

Word pounded away at the Raiders all day, a trend that began early. Kansas City won the toss and consumed 11:56 off the clock, thanks to a drive that featured 12 runs by Word. The Chiefs drove as deep as the 15-yard line, but K Nick Lowery's 33-yard FG was wide left, leaving the scoreboard empty.

S Deron Cherry registered the first of his two INTs on the game on the Raiders first possession. QB Todd Marinovich would be picked off four times by the KC defense and his first errant throw would give Kansas City possession at the Raiders 24-yard line. But again, Lowery would misfire, this time on a 47-yard FG attempt.

A wild barrage of turnovers then ensued. Chiefs LB Derrick Thomas stripped Marinovich, but QB Steve DeBerg promptly threw an INT on KC's next possession. After a Raiders punt, RB Harvey Williams put the ball on the ground for Kansas City, but Cherry registered another INT which he returned to the 11-yard line. DeBerg would hit WR Fred Jones for the game's only touchdown on the next play as the Chiefs took a 7-0 lead.

Raiders RB Nick Bell finished the game with 107 ground yards and was the club's primary weapon on a 10-play, 65-yard drive that ended with a 32-yard K Jeff Jaeger FG that closed the gap to 7-3 just before intermission.

The first half passing numbers for both squads were equally unimpressive. Marinovich completed just three passes for 47 yards, while DeBerg hit on seven passes for 71 yards. Wisely, both clubs turned to the ground game in the second half. The Raiders gave the ball to Bell eight times on their initial possession of the third quarter, but would have to settle for a 26-yard FG to close the gap to 7-6.

Kansas City then capitalized on a Raiders fumble by handing the ball to Word nine times on a 13-play drive that netted an 18-yard FG to make the score 10-6 early in the fourth quarter. The Chiefs would pick off Marinovich on each of the Raiders final two drives to seal the franchise's first-ever home playoff victory.

CHIEFS — F. Jones, 11-yard pass from DeBerg (Lowery kick) (1-11).
RAIDERS — Jaeger, 32-yard FG (10-65).
RAIDERS — Jaeger, 26-yard FG (11-62).
CHIEFS — Lowery, 18-yard FG (13-61).

TEAM STATISTICS	RAIDERS	CHIEFS
First Downs	16	16
Total Net Yards	276	204
Rushes/Net Yards	30/152	39/131
Net Passing	124	73
Pass Attempts/Completions	23/12	14/9
Had Intercepted	4	1
Sacked/Yards Lost	2/16	2/16
Punts/Average	1/20.0	2/46.0
Penalties/Yards	9/75	3/20
Fumbles/Lost	2/2	2/1
Possession Time	29:28	30:32

RUSHING

CHIEFS — Word 33-130; Williams 2-4; Okoye 1-2; DeBerg 3-(-5).
RAIDERS — N. Bell 20-107; Allen 7-39; S. Smith 3-6.

RECEIVING

CHIEFS — R. Thomas 3-18; B. Jones 2-25; F. Jones 2-20, TD; Birden 1-18; Word 1-8.
RAIDERS — Brown 4-45; Horton 3-59; Fernandez 2-12; Gault 1-11; S. Smith 1-9; Allen 1-4.

PASSING

CHIEFS — DeBerg 9-14-89, 1 TD, 1 INT.
RAIDERS — Marinovich 12-23-140, 0 TDs, 4 INTs.

INTERCEPTIONS

CHIEFS — Cherry 2-46; Everett 1-23; Marts 1-7.
RAIDERS — Lott 1-35.

SACKS

CHIEFS — Martin 1.0; D. Thomas 1.0.
RAIDERS — Davis 2.0.

FIELD GOALS

CHIEFS — Lowery 33WFL 47S (18).
RAIDERS — Jaeger (32) (26).



RB Barry Word produces 130 rushing yards in the first-ever playoff game at Arrowhead.





1991 AFC DIVISIONAL PLAYOFF GAME

Bills 37, Chiefs 14

January 5, 1992 • Rich Stadium • 80,182



KANSAS CITY 0 0 7 7 — 14
BUFFALO 7 10 7 13 — 37

Kansas City was coming off its first postseason victory since Super Bowl IV, but that triumph proved quite irrelevant as Buffalo pounded the Chiefs into submission early in a 37-14 win. The Bills raced out to a 17-0 halftime lead and salted the game away behind RBs Thurman Thomas and Kenneth Davis who combined for 41 carries and 175 rushing yards. Defensively, Buffalo picked off back-up QB Marc Vlasic four times and held the Chiefs to just 213 yards of total offense as the Bills marched to their second straight AFC Championship Game.

After both teams traded a pair of punts to open the game, QB Jim Kelly hit a pair of completions to WR Don Beebe to put the Bills in scoring position and then fired a 25-yard pass to WR Andre Reed to give Buffalo a 7-0 advantage. Kansas City caught the game's first break when CB Eric Everett picked off Kelly early in the second quarter. But the Chiefs offense would go three-and-out. Four plays later, Kelly found Reed for a 53-yard scoring strike to make the count 14-0. Despite throwing three INTs himself, Kelly would finish the contest with 273 passing yards and three TDs.

S Deron Cherry picked off Kelly on Buffalo's next possession, but again, the Chiefs could not capitalize. The Bills would tack on a 33-yard K Scott Norwood field goal to end the first half with a 17-0 lead.

The second half wouldn't start much better for Kansas City. RB Harvey Williams fumbled on the club's first snap of the third quarter, but TE Jonathan Hayes would recover. The Chiefs wouldn't be as fortunate on the next play as Vlasic – who entered the game in the second quarter when starting QB Steve DeBerg was knocked out of the game with a hand injury – suffered the first of four second-half interceptions. Buffalo took over on the Chiefs 36-yard line and six plays later Kelly had the Bills ahead 24-0 after finding WR James Lofton for a 10-yard TD.

Vlasic would be picked off again on the Chiefs next drive, but LB Lonnie Marts returned the favor with an interception of his own to give Kansas City a ray of hope late in the third quarter. This time the Chiefs would get on the board as RB Barry Word bulled into the end zone from three yards out to cut the Buffalo margin to 24-7.

Thomas and Davis took it from there as the Bills methodically began grinding down the clock. After a Buffalo FG made it 27-7, Vlasic was picked off twice on his next three attempts. The Bills would turn those two miscues into 10 points as Buffalo took a commanding 37-7 lead with 4:57 left in the game.

Vlasic would hit WR Fred Jones on a 20-yard TD with 2:07 remaining to make it 37-14, but it was too little, too late as Buffalo recovered KC's onside kick attempt and ran out the clock, ending the Chiefs postseason aspirations.



Bills QB Jim Kelly throws a pass against the Chiefs, finishing the game with three TDs and three INTs.

- BILLS** — Reed, 25-yard pass from Kelly (Norwood kick) (8-80).
- BILLS** — Reed, 53-yard pass from Kelly (Norwood kick) (4-69).
- BILLS** — Norwood, 33-yard FG (9-39).
- BILLS** — Lofton, 10-yard pass from Kelly (Norwood kick) (3-36).
- CHIEFS** — Word, 3-yard run (Lowery kick) (4-43).
- BILLS** — Norwood, 20-yard FG (14-68).
- BILLS** — Norwood, 47-yard FG (4-2).
- BILLS** — Davis, 5-yard run (Norwood kick) (6-33).
- CHIEFS** — F. Jones, 20-yard pass from Vlasic (Lowery kick) (8-75).

TEAM STATISTICS	BILLS	CHIEFS
First Downs	29	14
Total Net Yards	448	213
Rushes/Net Yards	46/180	24/77
Net Passing	268	136
Pass Attempts/Completions	35/23	29/14
Had Intercepted	3	4
Sacked/Yards Lost	1/5	1/10
Punts/Average	3/33.3	7/40.3
Penalties/Yards	6/40	10/59
Fumbles/Lost	0/0	0/0
Possession Time	34:09	25:51

RUSHING

- CHIEFS** — Word 15-50, TD; Williams 8-24; McNair 1-3.
- BILLS** — T. Thomas 22-100; Davis 19-75, TD; Reed 1-6; Kelly 1-2; Reich 3-(-3).

RECEIVING

- CHIEFS** — McNair 5-52; F. Jones 3-31, TD; Birden 2-19; Hayes 1-21; Barnett 1-20; B. Jones 1-2; R. Thomas 1-1.
- BILLS** — Beebe 6-77; McKeller 5-34; Reed 4-100, 2 TDs; T. Thomas 4-21; Lofton 3-34, TD; Edwards 1-7.

PASSING

- CHIEFS** — DeBerg 5-9-22, 0 TDs, 0 INTs; Vlasic 9-20-124, 1 TD, 4 INTs.
- BILLS** — Kelly 23-35-273, 3 TDs, 3 INTs; Reich 0-0-0, 0 TDs, 0 INTs.

INTERCEPTIONS

- CHIEFS** — Everett 1-15; Marts 1-12; Cherry 1-1.
- BILLS** — Jackson 2-6; Hicks 1-0; L. Smith 1-0.

SACKS

- CHIEFS** — D. Thomas 1.0.
- BILLS** — L. Smith 1.0.

FIELD GOALS

- CHIEFS** — None.
- BILLS** — Norwood (33) (20) (47).





1992 AFC WILD CARD PLAYOFF GAME

Chargers 17, Chiefs 0

January 2, 1993 • Jack Murphy Stadium • 58,278



KANSAS CITY 0 0 0 0 — 0
SAN DIEGO 0 0 10 7 — 17

Kansas City had defeated San Diego twice during the '92 regular season. However, that mattered little to the Chargers, who promptly dispatched the Chiefs from the playoffs by a 17-0 margin, marking the only shutout KC has ever suffered in postseason play.

The two sides bludgeoned one another throughout a scoreless first half, but early on it appeared the game may feature its share of offensive fireworks. San Diego QB Stan Humphries hit WR Nate Lewis for a 39-yard gain on the game's first play from scrimmage. Then, after a pair of penalties, the Chargers were knocking on the door. But DE Neil Smith fell on a San Diego fumble at the 13-yard line to halt the scoring threat.

The Chiefs couldn't mount a serious scoring threat in the first half and couldn't move past the San Diego 40-yard line on their first five possessions. The Chargers didn't fare much better with only a fumble, a punt and a missed 52-yard FG to show on three trips into Kansas City territory. Still, San Diego did hold a slight 130-to-122 edge in total yardage heading into the locker room.

Kansas City's offensive struggles continued in the second half, as the club punted on its first two possessions. San Diego then broke the stalemate midway through the third quarter when the team's battering ram — RB Marion Butts — burst into the secondary en route to a 54-yard score, giving the Chargers a 7-0 lead. Butts finished the game with 15 carries for 119 yards.

Things went downhill from there for the Chiefs. On Kansas City's next offensive play, QB Dave Krieg had a pass tipped by DE Blaise Winter. Fellow DE Leslie O'Neal picked off the ball at the Kansas City 29-yard line, setting up a 34-yard FG from K John Carney to give San Diego a 10-0 advantage with 3:33 left in the third quarter.

While Kansas City's defense was good, forcing 5.0 sacks — including 1.5 by LB Derrick Thomas — San Diego's defense was even better, harassing Krieg all day and finishing the game with 7.0 sacks. Krieg got the Chiefs into Chargers territory on each of the next two drives, but was sacked 3.0 times on those two series, stifling any scoring possibilities.

San Diego then delivered an offensive blow on its next possession. Behind a steady diet of RB Eric Bientiemy, the Chargers mounted an 11-play, 91-yard drive that ate 5:32 off the clock. H-back Steve Hendrickson got a rare carry and bulled his way into the end zone from five yards out to give the home team a 17-0 lead with 4:57 left in the fourth quarter.

The knockout punch quickly followed when Chargers DT Shawn Lee stripped Krieg on Kansas City's next possession. San Diego recovered and took over with 3:52 remaining. The Chiefs would get the ball back one last time, but the results were the same as they had been all day as San Diego sacked Krieg one last time and secured a 17-0 victory.

CHARGERS— Butts, 54-yard run (Carney kick) (4-74, 1:57).
CHARGERS— Carney, 34-yard FG (4-9, 2:03).
CHARGERS— Hendrickson, 5-yard run (Carney kick) (11-91, 5:32).

TEAM STATISTICS	CHARGERS	CHIEFS
First Downs	18	17
Total Net Yards	342	251
Rushes/Net Yards	35/192	19/61
Net Passing	150	190
Pass Attempts/Completions	23/14	34/16
Had Intercepted	0	2
Sacked/Yards Lost	5/49	7/43
Punts/Average	6/44.2	8/45.0
Penalties/Yards	5/44	7/62
Fumbles/Lost	2/1	2/1
Possession Time	29:46	30:14

RUSHING

CHIEFS — Williams 12-35; McNair 3-18; Krieg 2-4; Word 2-4.
CHARGERS— Butts 15-119, TD; Bientiemy 13-38; Harmon 4-27; Hendrickson 1-5, TD; Bernstine 1-3; Humphries 1-0.

RECEIVING

CHIEFS — Birden 4-78; McNair 4-35; Davis 3-30; Hargain 2-46; M. Smith 1-28; Williams 1-11; Cash 1-5.
CHARGERS— Harmon 4-21; Walker 3-60; Miller 2-58; Butts 2-17; N. Lewis 1-39; Brennan 1-8; Bientiemy 1-(-4).

PASSING

CHIEFS — Krieg 16-34-233, 0 TDs, 2 INTs.
CHARGERS— Humphries 14-23-199, 0 TDs, 0 INTs.

INTERCEPTIONS

CHIEFS — None.
CHARGERS— Carrington 1-40; O'Neal 1-3.

SACKS

CHIEFS — Thomas 1.5; Bayless 1.0; A. Lewis 1.0; N. Smith 1.0; Griffin 0.5.
CHARGERS— Grossman 2.5; Lee 2.0; O'Neal 2.0; Winter 0.5.

FIELD GOALS

CHIEFS — None.
CHARGERS— Corney 52S (34).



San Diego stuffs the Chiefs offense, sacking QB Dave Krieg 7.0 times in a shutout win.





1993 AFC WILD CARD PLAYOFF GAME

Chiefs 27, Steelers 24 (OT)

January 8, 1994 • Arrowhead Stadium • 74,515



PITTSBURGH 7 10 0 7 0 — 24
KANSAS CITY 7 0 3 14 3 — 27

It took an extra session to settle the score in the initial postseason match-up between Kansas City and Pittsburgh, but the Chiefs would eventually prevail, 27-24. A blocked punt and the last-minute heroics of QB Joe Montana – who was making his first playoff appearance with Kansas City – helped the Chiefs send the game to overtime where K Nick Lowery's 32-yard FG was the difference in the franchise's first OT playoff contest since the '62 AFL Championship Game.

Pittsburgh head coach Bill Cowher had previously served as both a player and assistant coach under Marty Schottenheimer before taking over the fortunes of the Steelers. Early on, the pupil appeared to have the upper hand as Pittsburgh held a 17-7 halftime lead thanks to a pair of TD passes from QB Neil O'Donnell. WR Andre Cooper hauled one in from 10 yards out and WR Ernie Mills caught a 26-yarder with just 0:18 left in the first half.

Kansas City's lone score of the first half came when QB Dave Krieg – who made a brief appearance for an injured Montana – delivered a 23-yard TD completion to WR J.J. Birden in the first quarter. A 23-yard FG in the third quarter would cut the Pittsburgh lead to 17-10, setting the stage for a fantastic finish.

Montana guided the squad on a nine-play, 80-yard drive to open the quarter, culminating with a two-yard TD trot by RB Marcus Allen, who was also making his initial postseason appearance with the Red and Gold. With the score tied at 17-17, O'Donnell answered with a nine-play, 74-yard drive, hitting TE Eric Green for a 22-yard score to put Pittsburgh back ahead with 4:11 left in regulation.

After KC went three-and-out on its next possession, the Steelers had a chance to run out the clock when they got the ball back with 3:00 remaining. However, the Chiefs defense would hold, setting the stage for Kansas City's special teams to swing the momentum back in favor of the home squad. TE Keith Cash swatted down P Mark Royals' punt, which was recovered by WR Fred Jones who returned the ball to the Pittsburgh nine-yard line.

Facing fourth-and-goal from the seven with 1:48 left, the ever-cool Montana found WR Tim Barnett in the back of the end zone to even the count at 24-24. KC's defense would force Pittsburgh three-and-out once again, giving Montana and the Chiefs one final shot in regulation, but a 43-yard FG attempt from Lowery sailed wide right with 0:13 remaining, sending the game to overtime.

Kansas City won the toss, but was unable to move the ball. Pittsburgh got to midfield before it was forced to punt, setting up one final drive by Montana. After starting on their own 20-yard line, KC moved to midfield and was deep in Pittsburgh territory after Montana hit Cash on an 18-yard strike. Five plays later, Lowery took the field on third down and drove the game-winning 32-yard FG through the uprights with 3:57 showing on the clock.



K Nick Lowery looks on after kicking one of his three field goal attempts in the game.

- STEELERS** — Cooper, 10-yard pass from O'Donnell (Anderson kick) (9-66, 5:00).
- CHIEFS** — Birden, 23-yard pass from Krieg (Lowery kick) (7-75, 2:21).
- STEELERS** — Anderson, 30-yard field goal (15-63, 7:05).
- STEELERS** — Mills, 26-yard pass from O'Donnell (Anderson kick) (6-51, 0:37).
- CHIEFS** — Lowery, 23-yard FG (11-49, 5:11).
- CHIEFS** — Allen, 2-yard run (Lowery kick) (9-80, 5:18).
- STEELERS** — Green, 22-yard pass from O'Donnell (Anderson kick) (9-74, 4:47).
- CHIEFS** — Barnett, 7-yard pass from Montana (Lowery kick) (4-9, 0:46).
- CHIEFS** — Lowery, 32-yard FG (11-66, 5:59).

TEAM STATISTICS	STEELERS	CHIEFS
First Downs	21	28
Total Net Yards	369	401
Rushes/Net Yards	35/97	33/125
Net Passing	272	276
Pass Attempts/Completions	42/23	44/29
Had Intercepted	0	0
Sacked/Yards Lost	3/14	4/23
Punts/Average	7/38.3	6/44.8
Penalties/Yards	5/40	5/25
Fumbles/Lost	1/0	0/0
Possession Time	34:58	36:05

RUSHING

- CHIEFS** — Allen 21-67, TD; Anders 5-27; Montana 4-13; McNair 2-9, Jones 1-9.
- STEELERS** — L. Thompson 25-60; Hoge 6-27; Stone 3-11; O'Donnell 1-(-1).

RECEIVING

- CHIEFS** — Cash 7-56; Birden 6-72, TD; Allen 4-29; Anders 3-30; Barnett 3-30, TD; Davis 2-47; Hayes 2-11; Hughes 1-15; McNair 1-9.
- STEELERS** — Graham 7-96; Mills 4-60, TD; Hoge 3-43; Stone 3-36; L. Thompson 3-4; Green 2-37, TD; Cooper 1-10, TD.

PASSING

- CHIEFS** — Montana 28-43-276, 1 TD, 0 INTs; Krieg 1-1-23, 1 TD, 0 INTs.
- STEELERS** — O'Donnell 23-42-286, 3 TDs, 0 INTs.

INTERCEPTIONS

- CHIEFS** — None.
- STEELERS** — None.

SACKS

- CHIEFS** — N. Smith 2.0; Bayless 1.0.
- STEELERS** — G. Williams 3.0; Lloyd 1.0.

FIELD GOALS

- CHIEFS** — Lowery (23) 43WR (32).
- CHARGERS** — Anderson (30).





1993 AFC DIVISIONAL PLAYOFF GAME

Chiefs 28, Oilers 20

January 16, 1994 • Astrodome • 64,011



KANSAS CITY 0 0 7 21 — 28
HOUSTON 10 0 0 10 — 20

Kansas City pulled a huge upset over heavily-favored Houston to advance to its first-ever AFC Championship Game with a 28-20 victory at the Astrodome. The contest marked the Chiefs first road playoff win since claiming a 17-7 triumph at Oakland in the '69 AFL Championship Game.

Houston was the NFL's hottest team heading into the playoffs, owning 11 consecutive wins to close the regular season and showed no signs of cooling down after jumping out to a 10-0 lead in the first quarter over the Chiefs. An interception by CB Steve Jackson on KC's first drive set up a 49-yard FG by K Al Del Greco, while an 11-play, 80-yard Oilers scoring march was capped by a two-yard RB Gary Brown TD run.

Houston's defense had proclaimed the Astrodome as "The House of Pain," but it was Kansas City's defense which began to inflict some damage, registering three sacks and forcing three fumbles in the second quarter alone. While the Chiefs offense couldn't capitalize, it would be a sign of things to come. Kansas City finished the game with a team playoff-record 9.0 sacks and seven forced fumbles, including a pair of sacks apiece by CB Albert Lewis, LB Derrick Thomas, S Bennie Thompson and DT Joe Phillips. Thomas and DE Neil Smith each had two forced fumbles, as well.

The Chiefs finally got on the board in the third quarter when QB Joe Montana threw a seven-yard TD pass to TE Keith Cash, who emphatically spiked the ball into a banner bestowed with the likeness of Oilers defensive coordinator Buddy Ryan. But Cash's exclamation point was nothing compared to the mayhem that would ensue in the fourth quarter.

Another interception by Houston led to a 43-yard FG that put the Oilers ahead 13-7. But the Chiefs grabbed their first lead of the day just three plays later with an 11-yard TD catch by WR J.J. Birden. On the Oilers next play from scrimmage, Thomas unleashed his patented sack-and-strip maneuver on Moon with Chiefs DT Dan Saleaumua scooping up the loose ball at the Houston 20-yard line. This time Montana – who finished the contest with 299 yards – found WR Willie Davis for an 18-yard TD to push the Chiefs advantage to 21-13.

But the Oilers wouldn't go away. Moon – who compiled 306 yards on the day – promptly responded with a seven-yard scoring strike to WR Ernest Givins to pull Houston to within 21-20. Kansas City would produce a one-two knockout combination on its next drive. Cash snared a 41-yard pass from Montana on a third-and-one situation from the KC 30-yard line. Then faced with third-and-two at the Houston 21-yard line, RB Marcus Allen burst through the middle of the line for a 21-yard TD dash to make the score 28-20.

A final sack from Thomas would all but seal the Oilers fate as the Chiefs turned "The House of Pain" into a house of horrors for Houston in the final NFL postseason game ever played in the Astrodome.

- OILERS** — Del Greco, 49-yard FG (4-8, 1:13).
- OILERS** — Brown, 2-yard run (Del Greco kick) (11-80, 6:30).
- CHIEFS** — Cash, 7-yard pass from Montana (Lowery kick) (7-71, 3:30).
- OILERS** — Del Greco, 43-yard FG (4-1, 1:59).
- CHIEFS** — Birden, 11-yard pass from Montana (Lowery kick) (2-71, 0:59).
- CHIEFS** — Davis, 18-yard pass from Montana (Lowery kick) (3-12, 0:42).
- OILERS** — Givins, 7-yard pass from Moon (Del Greco kick) (9-80, 4:09).
- CHIEFS** — Allen, 21-yard run (Lowery kick) (6-79, 1:40).

TEAM STATISTICS	OILERS	CHIEFS
First Downs	19	18
Total Net Yards	277	354
Rushes/Net Yards	14/39	18/71
Net Passing	238	283
Pass Attempts/Completions	43/32	38/22
Had Intercepted	1	2
Sacked/Yards Lost	9/68	2/16
Punts/Average	5/48.6	5/45.0
Penalties/Yards	3/63	7/51
Fumbles/Lost	7/2	0/0
Possession Time	35:42	24:18

RUSHING

- CHIEFS** — Allen 14-74, TD; Anders 1-0; Montana 1-(-1); Krieg 2-(-2).
- OILERS** — Moon 3-22; Brown 11-17, TD.

RECEIVING

- CHIEFS** — Birden 6-60, TD; Davis 5-96, TD; Cash 4-80, TD; Barnett 2-24; McNair 2-9; Allen 1-12; Hayes 1-9; F. Jones 1-9.
- OILERS** — Jeffires 9-88; Givins 7-63, TD; Wellman 6-80; Duncan 6-49; Brown 4-26.

PASSING

- CHIEFS** — Montana 22-38-299, 3 TDs, 2 INTs; Krieg 0-0-0, 0 TDs, 0 INTs.
- OILERS** — Moon 32-43-306, 1 TD, 1 INT.

INTERCEPTIONS

- CHIEFS** — Mincy 1-12.
- OILERS** — Jackson 1-14; Hoage 1-0.

SACKS

- CHIEFS** — Lewis 2.0; Phillips 2.0; D. Thomas 2.0; B. Thompson 2.0; N. Smith 1.0.
- OILERS** — Fuller 1.0; Lathon 1.0.

FIELD GOALS

- CHIEFS** — None.
- OILERS** — Del Greco (49) (43).



QB Joe Montana and WR J.J. Birden celebrate after an 11-yard fourth quarter touchdown pass.





1993 AFC CHAMPIONSHIP GAME

Bills 30, Chiefs 13

January 23, 1994 • Rich Stadium • 76,642



KANSAS CITY 6 0 7 0 — 13
BUFFALO 7 13 0 10 — 30

The Chiefs knew that they had to stop the run in order to dethrone the reigning three-time AFC Champion Buffalo Bills on their home turf. Unfortunately, the 229 rushing yards amassed by the Bills provided all that was necessary in a 30-13 AFC Championship Game setback at Rich Stadium. Although the Chiefs were outgained by just 51 yards (389 to 338), they allowed RB Thurman Thomas to gain 186 of Buffalo's 229 rushing yards.

Kansas City was in uncharted territory as the club was playing in its first-ever AFC title game and vying for its first Super Bowl appearance since '69, while the Bills were playing in an unprecedented fourth straight AFC Championship Game.

Neither team's offense was able to move the ball effectively at the start of the first quarter. Midway through the frame, though, Thomas would start to get on track as his easy 12-yard TD scamper gave the Bills a 7-0 lead.

But Kansas City would answer. QB Joe Montana orchestrated a 10-play, 52-yard drive that culminated with a 31-yard FG by K Nick Lowery. S Bennie Thompson then forced Bills WR Russell Copeland to fumble on the ensuing kickoff. WR Fred Jones scooped up the loose ball, setting the stage for another 31-yard FG to cut Buffalo's lead to one as the first quarter came to a close.

The second quarter was all Buffalo as the club scored on three straight possessions, getting a three-yard TD run from Thomas and FGs of 23 and 25 yards from K Steve Christie. The Chiefs had a chance to cut into the lead as the half ended, but a pass by Montana slipped through the hands of FB Kimble Anders, stationed in the end zone, and into the waiting arms of Buffalo S Henry Jones. The Bills took a 20-6 lead into the half as Thomas had already amassed 129 yards on the ground.

The Chiefs got the ball to open the second half, but three plays into the third quarter Montana was slammed to the turf by S Matt Darby and LB Darryl Talley, suffering a concussion on the play. Montana was sidelined for the remainder of a very chilly afternoon as QB Dave Krieg came off the bench.

With 2:58 left in the third quarter, Kansas City shaved the Bills lead to seven points with a 14-play, 90-yard drive that culminated in a one-yard plunge by RB Marcus Allen. But Buffalo countered with an 18-yard FG and a three-yard TD run by Thomas to make the count 30-13.

Kansas City's last legitimate comeback hope evaporated when Krieg was picked off at the goal line by CB James Williams with 3:23 left. Krieg would get the club as close as the Buffalo one-yard line on the Chiefs final drive, but it would not matter as time expired on Kansas City and its Super Bowl aspirations.

- BILLS** — T. Thomas, 12-yard run (Christie kick) (6-47, 1:52).
- CHIEFS** — Lowery, 31-yard FG (10-51, 4:45).
- CHIEFS** — Lowery, 31-yard FG (5-11, 1:35).
- BILLS** — T. Thomas, 3-yard run (Christie kick) (9-80, 3:37).
- BILLS** — Christie, 23-yard FG (10-41, 3:31).
- BILLS** — Christie, 25-yard FG (10-56, 3:55).
- CHIEFS** — Allen, 1-yard run (Lowery kick) (14-90, 7:18).
- BILLS** — Christie, 18-yard FG (14-79, 6:11).
- BILLS** — T. Thomas, 3-yard run (Christie kick) (8-52, 4:41).

TEAM STATISTICS	BILLS	CHIEFS
First Downs	30	22
Total Net Yards	389	338
Rushes/Net Yards	46/229	21/52
Net Passing	160	286
Pass Attempts/Completions	27/17	52/25
Had Intercepted	0	2
Sacked/Yards Lost	0/0	4/37
Punts/Average	4/33.3	6/40.8
Penalties/Yards	2/10	6/29
Fumbles/Lost	1/1	1/0
Possession Time	30:40	29:20

RUSHING

- CHIEFS** — Allen 18-50, TD; Anders 2-1; Montana 1-1.
- BILLS** — T. Thomas 33-186, 3 TDs; K. Davis 10-31; Reed 1-8; Kelly 2-3.

RECEIVING

- CHIEFS** — Cash 6-87; W. Davis 5-57; Birden 4-60; Allen 2-36; McNair 2-33; Hayes 2-14; E. Thompson 1-12; Hughes 1-11; Anders 1-7; Szott 1-6.
- BILLS** — Reed 4-49; Brooks 4-34; Metzelaars 4-29; T. Thomas 2-22; Beebe 2-19; McKeller 1-7.

PASSING

- CHIEFS** — Montana 9-23-125, 0 TDs, 1 INT; Krieg 16-29-198, 0 TDs, 1 INT.
- BILLS** — Kelly 17-27-160, 0 TDs, 0 INTs.

INTERCEPTIONS

- CHIEFS** — None.
- BILLS** — H. Jones 1-15; J. Williams 1-0.

SACKS

- CHIEFS** — None.
- BILLS** — Hansen 1.0; B. Smith 1.0; Talley 1.0; Wright 1.0.

FIELD GOALS

- CHIEFS** — Lowery (31) (31).
- BILLS** — Christie (23) (25) (18).



Bills WR Andre Reed catches a 28-yard pass from QB Jim Kelly in front of Chiefs BC Bruce Pickens.





1994 AFC WILD CARD PLAYOFF GAME

Dolphins 27, Chiefs 17

December 31, 1994 • Joe Robbie Stadium • 67,487



KANSAS CITY 14 3 0 0 — 17
MIAMI 7 10 10 0 — 27

In a game that proved to be the final contest of QB Joe Montana's legendary career, the Chiefs signal-caller provided a dramatic first-half showdown with fellow Western Pennsylvania native, Dolphins QB Dan Marino. But after these two legendary passers dueled to a 17-17 halftime tie, Miami pulled away in the second half behind Marino for a 27-17 victory.

The Chiefs outgained Miami by a 414-to-381 margin in total yardage, but a pair of second-half turnovers and a staunch Dolphins defense was too much to overcome. Neither club was able to mount a substantial pass rush as Chiefs LB Derrick Thomas recorded the game's only sack in his return to his South Florida hometown.

Both quarterbacks were nearly flawless in the first 30 minutes as Montana completed 12 of 15 passes for 178 yards and two TDs, while Marino hit on 14 of 16 attempts for 162 yards and one score as the two squads each scored on their first three possessions.

Montana started the shootout by guiding an exquisite 11-play, 80-yard drive that was capped with a one-yard play-action TD toss to TE Derrick Walker. Marino immediately answered with a nearly-identical, 10-play, 72-yard march that ended with a one-yard plunge by RB Bernie Parmalee to tie the score at 7-7.

KC struck quickly on its next possession as Montana found FB Kimble Anders on a 67-yard screen pass that hit paydirt. The two clubs then traded field goals before Marino produced a monster, 13-play, 80-yard drive that consumed 5:50 off the clock. A one-yard TD pass to TE Ronnie Williams with 0:22 remaining in the second quarter ended an exquisite half of football with the score deadlocked at 17-17.

Marino picked up right where he left off on the opening possession of the second half, putting the Dolphins ahead 24-17 on a seven-yard scoring strike to WR Irving Fryar. But this time the Chiefs and Montana could not answer, going three-and-out on their next two drives. Meanwhile, Miami tacked on a 40-yard FG from K Pete Stoyanovich to go up 27-17.

The Dolphins defense then clamped down in the fourth quarter. CB J.B. Brown picked off a Montana pass in the end zone to thwart a golden scoring opportunity, while S Michael Stewart forced a rare fumble by RB Marcus Allen as KC crossed into Miami territory on its next possession.

Miami was then content to grind it out on the ground, consuming over five minutes off the clock before the Chiefs could regain possession. Montana managed to get Kansas City as close as the Dolphins 19-yard line before his final professional pass fell incomplete on fourth down as he attempted to find WR Willie Davis. He finished the game with 314 yards on 26-of-37 passing with two TDs and one INT, while Marino ended the day by completing 22 of 29 attempts for 257 yards with two TD passes and no INTs.



TE Derrick Walker catches a one-yard touchdown pass from QB Joe Montana to open the game's scoring.

- CHIEFS** — D. Walker, 1-yard pass from Montana (Elliott kick) (11-80, 6:28).
- DOLPHINS** — Parmalee, 1-yard run (Stoyanovich kick) (10-72, 6:12).
- CHIEFS** — Anders, 57-yard pass from Montana (Elliott kick) (4-83, 1:40).
- DOLPHINS** — Stoyanovich, 40-yard FG (7-35, 3:25).
- CHIEFS** — Elliott, 21-yard FG (12-69, 6:03).
- DOLPHINS** — R. Williams, 1-yard pass from Marino (Stoyanovich kick) (13-80, 5:50).
- DOLPHINS** — Fryar, 7-yard pass from Marino (Stoyanovich kick) (6-64, 3:02).
- DOLPHINS** — Stoyanovich, 40-yard FG (10-59, 4:48).

TEAM STATISTICS	DOLPHINS	CHIEFS
First Downs	22	24
Total Net Yards	381	414
Rushes/Net Yards	31/132	23/100
Net Passing	249	314
Pass Attempts/Completions	29/22	37/26
Had Intercepted	0	1
Sacked/Yards Lost	1/8	0/0
Punts/Average	3/43.3	2/40.0
Penalties/Yards	6/50	4/15
Fumbles/Lost	0/0	3/1
Possession Time	27:30	32:30

RUSHING

- CHIEFS** — Allen 14-64; Anders 5-17; Hill 2-14; Montana 2-5.
- DOLPHINS** — Parmalee 18-57, TD; Spikes 9-49; McDuffie 1-19; Marino 2-4; Craver 1-3.

RECEIVING

- CHIEFS** — Anders 6-103, TD; Allen 5-49; Birden 4-56; Cash 3-38; D. Walker 3-27, TD; Dawson 3-21; Hill 1-11; Davis 1-9.
- DOLPHINS** — Fryar 6-71, TD; Craver 4-35; Parmalee 2-34; Jackson 2-29; M. Williams 2-28; McDuffie 2-25; Saxon 2-24; Miller 1-10; R. Williams 1-1, TD.

PASSING

- CHIEFS** — Montana 26-37-314, 2 TDs, 1 INT.
- DOLPHINS** — Marino 22-29-257, 2 TDs, 0 INTs.

INTERCEPTIONS

- CHIEFS** — None.
- DOLPHINS** — Brown 1-24.

SACKS

- CHIEFS** — Thomas 1.0.
- DOLPHINS** — None.

FIELD GOALS

- CHIEFS** — Elliott (21).
- DOLPHINS** — Stoyanovich (40) (40).





1995 AFC DIVISIONAL PLAYOFF GAME

Colts 10, Chiefs 7

January 7, 1995 • Arrowhead Stadium • 77,594



INDIANAPOLIS 0 7 3 0 — 10
KANSAS CITY 7 0 0 0 — 7

Frigid conditions, four turnovers and three missed field goals contributed to one of the most shocking upsets in Chiefs history as Kansas City (13-3) suffered a 10-7 loss to Indianapolis (9-7) at Arrowhead.

A kickoff temperature of 11 degrees and a wind chill of -9 seemingly did little to faze the dome-dwelling Colts. Indianapolis didn't lose any of its four fumbles and despite missing two field goals, it still made one when it counted as Kansas City squandered a solid effort from its league-leading scoring defense and 94 rushing yards from Marcus Allen, the fourth-best total in KC playoff history.

The Chiefs got off to a promising start, putting together a five-play, 62-yard TD drive on their third possession of the game. That march culminated with a 20-yard scoring pass from QB Steve Bono to WR Lake Dawson to give Kansas City its only score of the day and a 7-0 lead.

Colts QB Jim Harbaugh then made arguably the biggest play of the game on Indianapolis' next possession. Facing third-and-11 at his own 22-yard line, Harbaugh scrambled for an 18-yard gain. The Colts would convert six times on either third or fourth down on the drive, including a five-yard TD catch by WR Floyd Turner on third down which capped an 18-play, 77-yard drive that ate 8:40 off the clock and tied the count at 7-7.

Indianapolis K Cary Blanchard was short on a 47-yard FG after a KC fumble. Chiefs K Lin Elliott had a shot to put his team ahead with 0:12 left in the first half, but he was wide right from 35 yards out as the contest remained tied at halftime.

Kansas City boasted an NFL-best +12 turnover differential during the regular season and forced its only takeaway of the day when CB Mark Collins picked off Harbaugh. But just two plays later, Bono was intercepted by CB Ashley Ambrose, setting up a 30-yard Blanchard FG to put Indianapolis ahead 10-7 with 2:48 left in the third quarter.

KC's defense kept it close in the final 15 minutes, but it was not enough. Elliott was wide right on a 39-yard FG to open the fourth quarter and Bono was picked off by LB Quentin Coryatt on the Chiefs next possession. KC still appeared to have a shot when Blanchard's 49-yard FG fell short with 5:44 left in the game, but three plays later Bono was picked off by CB Eugene Daniel. However, the Chiefs defense held once again, setting the stage for one final drive with 4:12 remaining in the contest.

QB Rich Gannon came on in relief of Bono and took over at the Chiefs 18-yard line. He methodically moved the club downfield, converting three third downs, including a 14-yard scramble that put Kansas City at the Colts 25-yard line with 0:56 left. Gannon narrowly missed WR Lake Dawson in the end zone on third down, setting the stage for a final field goal attempt by Elliott from 42 yards out. But the kick sailed wide left as Indianapolis claimed a 10-7 victory and advanced to the AFC Championship Game.

- CHIEFS** — Dawson, 20-yard pass from Bono (Elliott kick) (5-62, 2:28).
- COLTS** — Turner, 5-yard pass from Harbaugh (Blanchard kick) (18-77, 8:40).
- COLTS** — Blanchard, 30-yard FG (9-35, 4:35).

TEAM STATISTICS	COLTS	CHIEFS
First Downs	16	15
Total Net Yards	249	281
Rushes/Net Yards	39/147	28/129
Net Passing	102	152
Pass Attempts/Completions	27/12	33/16
Had Intercepted	1	3
Sacked/Yards Lost	2/10	0/0
Punts/Average	6/36.5	4/36.8
Penalties/Yards	6/38	3/29
Fumbles/Lost	4/0	1/1
Possession Time	33:14	26:46

RUSHING

- CHIEFS** — Allen 21-94; Gannon 2-19; Anders 5-16.
- COLTS** — Warren 20-76; Harbaugh 9-48; Crockett 6-12; Humphrey 4-11.

RECEIVING

- CHIEFS** — Anders 7-44; Dawson 4-70, TD; Allen 2-21; Slaughter 2-10; Walker 1-7.
- COLTS** — Dawkins 4-37; Bailey 2-37; Warren 2-18; Turner 2-15, TD; Crockett 2-5.

PASSING

- CHIEFS** — Bono 11-25-122, 1 TD, 3 INTs; Gannon 5-8-30, 0 TDs, 0 INTs.
- COLTS** — Harbaugh 12-27-112, 1 TD, 1 INT.

INTERCEPTIONS

- CHIEFS** — Collins 1-0.
- COLTS** — Daniel 1-13; Coryatt 1-10; Ambrose 1-2.

SACKS

- CHIEFS** — Booker 1.0; N. Smith 1.0.
- COLTS** — None.

FIELD GOALS

- CHIEFS** — Elliott 35WR 39WL 42WL.
- COLTS** — Blanchard 47S (30) 49S.



LB Derrick Thomas, DE Neil Smith and the Chiefs can't overcome the combination of bone-chilling cold and Colts QB Jim Harbaugh.





1997 AFC DIVISIONAL PLAYOFF GAME

Broncos 14, Chiefs 10

January 4, 1998 • Arrowhead Stadium • 76,965



DENVER 0 7 0 7 — 14
KANSAS CITY 0 0 10 0 — 10

The two teams with the AFC's best regular season records squared off as Kansas City (13-3) and Denver (12-4) met for the first time in postseason play. The Chiefs boasted the NFL's top scoring defense (14.5 ppg), while the Broncos owned the league's number one scoring offense (29.5 ppg). But it was Denver that claimed a 14-10 victory in what would be the final contest of RB Marcus Allen's storied Hall of Fame career.

Kansas City outgained Denver by 303 to 272 total yards and held a +2 edge in the turnover column, but an inability to put points on the board in several key situations cost the Chiefs a chance to host the AFC Championship Game. After the two teams battled through a scoreless first quarter, KC appeared to get on the board first, but was flagged for holding on a 34-yard FG by K Pete Stoyanovich, who had missed just one FG during the regular season. However, Stoyanovich's ensuing 44-yard attempt went wide left to leave the count at 0-0.

Denver QB John Elway then marched the Broncos on an eight-play, 65-yard scoring drive that culminated with a one-yard TD run by RB Terrell Davis, who would finish the game with 25 carries for 101 yards. KC could not get back into scoring range, as the Broncos took a 7-0 lead into the intermission.

Chiefs QB Elvis Grbac opened the second half with a 34-yard pass to WR Andre Rison, who finished the day with 110 receiving yards, the third-highest total in Chiefs postseason history. The game's most pivotal sequence would follow. Facing third-and-goal at the Denver three, Grbac connected with rookie TE Tony Gonzalez, who appeared to be forced out of the end zone by Broncos CB Darrien Gordon. However, the play was ruled an incompleteness, forcing the Chiefs to settle for a 20-yard FG to cut the gap to 7-3.

With Denver poised at the Kansas City 11-yard line on its next drive, Chiefs DE John Browning forced a fumble by RB Derek Loville to thwart a Broncos scoring opportunity. After both squads exchanged punts, Grbac found WR Joe Horn on a 50-yard strike to set up a 12-yard TD pass to Gonzalez, giving the Chiefs a short-lived 10-7 advantage. However, Davis found paydirt from one-yard out on the Broncos ensuing drive to retake the lead at 14-10.

KC got as deep as the Denver 31-yard line on its next possession and lined up in field goal formation on fourth-and-six, but holder P Louie Aguiar ran with the ball and was tackled three yards short of a first down. Kansas City began its last possession with 4:04 left. Grbac found Rison for a 23-yard gain to move KC to the Broncos 28 with 1:51 left as the Chiefs used their final time out. Facing fourth-and-two at the Denver 20-yard line with 0:19 remaining, Grbac's final pass into the end zone was batted down by Gordon as Denver held on to claim the 14-10 victory.

BRONCOS — T. Davis, 1-yard run (Elam kick) (8-65, 4:51).
CHIEFS — Stoyanovich, 20-yard FG (11-67, 5:18).
CHIEFS — Gonzalez, 12-yard pass from Grbac (Stoyanovich kick) (4-65, 1:35).
BRONCOS — T. Davis, 1-yard run (Elam kick) (6-49, 2:38).

TEAM STATISTICS	BRONCOS	CHIEFS
First Downs	16	18
Total Net Yards	272	303
Rushes/Net Yards	32/109	24/77
Net Passing	163	226
Pass Attempts/Completions	19/10	37/24
Had Intercepted	0	0
Sacked/Yards Lost	1/7	4/34
Punts/Average	6/36.2	5/46.4
Penalties/Yards	8/64	7/65
Fumbles/Lost	4/2	2/0
Possession Time	28:54	31:06

RUSHING

CHIEFS — Allen 12-37; Grbac 4-22; Anders 3-9; Bennett 3-4; Aguiar 1-3; Hill 1-2.
BRONCOS — T. Davis 25-101, 2 TDs; Griffith 4-9; Loville 2-0; Elway 1-(-1).

RECEIVING

CHIEFS — Rison 8-110; Popson 5-26; Gonzalez 3-26, TD; Dawson 2-20; Anders 2-4; Horn 1-50; Hughes 1-13; Allen 1-8; Vanover 1-3.
BRONCOS — McCaffrey 3-56; Sharpe 2-33; R. Smith 2-19; Carswell 1-26; Green 1-19; T. Davis 1-17.

PASSING

CHIEFS — Grbac 24-37-260, 1 TD, 0 INTs.
BRONCOS — Elway 10-19-170, 0 TDs, 0 INTs.

INTERCEPTIONS

CHIEFS — None.
BRONCOS — None.

SACKS

CHIEFS — Woods 1.0.
BRONCOS — N. Smith 2.0; A. Williams 2.0.

FIELD GOALS

CHIEFS — Stoyanovich 44WL (20).
BRONCOS — None.



QB John Elway and the Broncos do just enough to slip past the Chiefs at Arrowhead Stadium.





2003 AFC DIVISIONAL PLAYOFF GAME

Colts 38, Chiefs 31

January 11, 2004 • Arrowhead Stadium • 79,159



INDIANAPOLIS 14 7 10 7 — 38
KANSAS CITY 3 7 14 7 — 31

The NFL's top two scoring offenses and two of the game's brightest stars battled in an offensive shootout at Arrowhead in which Indianapolis prevailed by a 38-31 margin. RB Priest Holmes finished the game with a Chiefs single-game postseason record 176 rushing yards and tied a club playoff record with two rushing TDs. Colts QB Peyton Manning was just as good, throwing for 304 yards with three scores and posting an impeccable 138.8 rating.

In a game that featured no punts, just one turnover and only five total penalties, Manning's nearly-perfect performance kept the Colts one step ahead of Kansas City all afternoon. It marked just the third time in NFL postseason history that neither team was forced to punt and was the first time it had occurred since the '82 NFL Playoffs. Kansas City would draw within seven points three times in the second half, but Manning always had an answer.

Manning, the NFL's Co-MVP, opened the game with a 29-yard TD pass to WR Brandon Stokley. Kansas City would answer with a 22-yard field goal from Morten Andersen when Holmes was stopped on third-and-goal from the three. However, Manning and company kept the pressure on with an 11-yard TD run from RB Edgerrin James for a 14-3 lead.

The Chiefs rallied back as Green found WR Dante Hall on a nine-yard TD, cutting the deficit to 14-10. However, the Colts put together another impressive march, as Manning again capped it with a two-yard TD strike to FB Tom Lopienski for a 21-10 lead.

The scoring torrent finally abated as the Chiefs failed to score on their final first-half possession, thanks to a 31-yard touchdown that was called back on an offensive pass interference call on TE Tony Gonzalez and a missed 31-yard field goal.

Holmes ripped off a 48-yard dash on the second play of the third quarter, but had the ball ripped loose by CB David Macklin who recovered the fumble at the Colts 22-yard line. Indianapolis would cash the turnover in with a 45-yard FG from K Mike Vanderjagt for a 24-10 lead.

Holmes would exact revenge on the Chiefs next drive as he accounted for 44 yards rushing and a one-yard TD dive. After a Manning-to-Reggie Wayne TD pass boosted the Colts margin to 31-17 late in the third quarter, WR Dante Hall responded by returning the ensuing kickoff 92 yards for his second TD of the game. Hall's 208 kickoff return yards on the day set a Chiefs single-game postseason record and were the third-highest total in NFL postseason history.

Indianapolis would answer with a one-yard TD from James, building an insurmountable 38-24 lead. The Chiefs made it interesting though as Holmes scored on a one-yard TD run with 4:22 remaining to make the score 38-31. But Kansas City's defense couldn't get the ball back until just 0:08 remained on the clock, leaving the Chiefs out of time for a comeback.



RB Priest Holmes rushed for a team record 176 yards and tied the franchise record with two rushing touchdowns.

- COLTS** — Stokley, 29-yard pass from Manning (Vanderjagt kick) (10-70, 5:40).
- CHIEFS** — Andersen, 22-yard field goal (11-73, 5:42).
- COLTS** — James, 11-yard run (Vanderjagt kick) (6-76, 3:01).
- CHIEFS** — Hall, 9-yard pass from Green (Andersen kick) (12-77, 7:02).
- COLTS** — Lopienski, 2-yard pass from Manning (Vanderjagt kick) (9-71, 4:06).
- COLTS** — Vanderjagt, 45-yard field goal (11-51, 5:08).
- CHIEFS** — Holmes, 1-yard run (Andersen kick) (8-55, 3:58).
- COLTS** — Wayne, 19-yard pass from Manning (Vanderjagt kick) (7-64, 3:38).
- CHIEFS** — Hall, 92-yard kickoff return (Andersen kick) (0-0, 0:13).
- COLTS** — James, 1-yard run (Vanderjagt kick) (10-81, 5:21).
- CHIEFS** — Holmes, 1-yard run (Andersen kick) (17-76, 6:52).

TEAM STATISTICS	COLTS	CHIEFS
First Downs	27	24
Total Net Yards	434	408
Rushes/Net Yards	32/142	30/196
Net Passing	292	212
Pass Attempts/Completions	30/22	30/18
Had Intercepted	0	0
Times Sacked/Yards	1.0/12.0	0.0/0.0
Punts/Average	0/0.0	0/0.0
Penalties/Yards	1/5	4/30
Fumbles/Lost	0/0	1/1
Possession Time	32:13	27:47

RUSHING

- CHIEFS** — Holmes 24-176, 2 TDs; Green 3-18; Morton 1-5; Blaylock 2-(-3).
- COLTS** — James 26-125, 2 TDs; Rhodes 5-18; Manning 1-(-1).

RECEIVING

- CHIEFS** — Holmes 5-32; Gonzalez 4-55; Kennison 3-50; Hall 2-19, TD; Boerigter 1-21; Morton 1-14; Blaylock 1-11; Richardson 1-10.
- COLTS** — Harrison 6-98; Wayne 6-83, TD; Stokley 4-57, TD; Pollard 3-41; James 1-16; Davenport 1-7; Lopienski 1-2, TD.

PASSING

- CHIEFS** — Green 18-30-212, 1 TD, 0 INTs.
- COLTS** — Manning 22-30-304, 3 TDs, 0 INTs.

INTERCEPTIONS

- CHIEFS** — None.
- COLTS** — None.

SACKS

- CHIEFS** — Truluck 1.0.
- COLTS** — None.

FIELD GOALS

- CHIEFS** — Andersen (22) 31WL.
- COLTS** — Vanderjagt (45).





2006 AFC WILD CARD PLAYOFF GAME

Colts 23, Chiefs 8

January 6, 2007 • RCA Dome • 57,215



KANSAS CITY 0 0 8 0 — 8
INDIANAPOLIS 6 3 7 7 — 23

The Chiefs fell behind 16-0 in an AFC Wild Card contest at Indianapolis and never could find the offensive rhythm to get back into the game, falling by a score of 23-8 at the RCA Dome. The Colts outgained the Chiefs by a 435-to-126 margin in total yards and limited Kansas City to just one-of-11 on third downs.

Despite a valiant defensive effort by Kansas City that held the Colts third-ranked offense out of the end zone for over 40 minutes, Indy shut down the Chiefs offensive attack. The Colts dominated nearly every category of the first half, but KC's defense kept them in the game by forcing three QB Peyton Manning INTs and relinquishing three first-half FGs, instead of TDs.

The Chiefs went three plays and out on each of their six first-half possessions and the Colts capitalized on three of their ensuing drives. On Indianapolis' first drive rookie RB Joseph Addai ripped off runs of 10 and nine yards to set up a 48-yard field goal.

On the Colts second drive Manning and WR Marvin Harrison converted on third-and-eight with a 42-yard pass to the Chiefs 25-yard line. Indianapolis would reach the KC one-yard line, but like they did on the first drive the Chiefs defense forced them to settle for a 19-yard K Adam Vinatieri field goal and a 6-0 lead.

The Chiefs squandered a golden opportunity to take the lead in the second quarter. CB Ty Law – who is no stranger to the playoffs with 13 postseason starts – intercepted Manning for his fifth postseason INT and returned it to the Colts nine-yard line. RB Larry Johnson ran the ball to the two, setting up third-and-goal. However QB Trent Green fell on third down after being stepped on as he pulled from center. Things got worse for Kansas City when K Lawrence Tynes' 23-yard field goal try hit the left upright, leaving the score at 6-0.

Kansas City dodged another bullet when rookie S Jarrad Page picked off Manning at the KC two-yard line with 1:50 left in the first half. However, once again the Chiefs offense couldn't move the ball and the Colts were able to sneak in a third field goal, this time from 50 yards out, to make it 9-0 at intermission.

Manning would throw his third INT of the game on the opening possession of the second half, as Law snared his sixth postseason INT, his fifth career playoff pickoff of Manning. The Chiefs couldn't convert the turnover into points and instead watched Indianapolis rattle off a 12-play, 89-yard TD drive. Manning completed four passes before Addai scored on a six-yard TD run to increase the Colts lead to 16-0.

With 3:38 remaining in the third quarter, the Chiefs finally notched their initial first down of the game on a six-yard pass from Green to TE Tony Gonzalez. That jump-started the offense as they would rattle off 60 yards en route to a Green-to-Gonzalez six-yard TD. A successful two-point conversion from Green to TE Kris Wilson cut the Colts lead to 16-8 after three quarters.

The one-possession deficit would not last long however as the Colts engineered a back-breaking, nine-play, 71-yard scoring drive that finished with a Manning-to-WR Reggie Wayne five-yard TD and moved Indianapolis ahead by a 23-8 margin.

The Chiefs still had hope with 4:00 left when they moved the ball to the Indy 26-yard line, but Green was sacked and stripped by DE Robert Mathis. Indianapolis would register its third turnover of the game on Kansas City's final possession, clinching the Colts 23-8 win.

- COLTS** — Vinatieri, 48-yard field goal (10-39, 4:51).
- COLTS** — Vinatieri, 19-yard field goal (10-68, 4:57).
- COLTS** — Vinatieri, 50-yard field goal (6-33, 0:50).
- COLTS** — Addai, 6-yard run (Vinatieri kick) (12-89, 6:56).
- CHIEFS** — Gonzalez, 6-yard pass from Green (Green-Wilson pass) (8-60, 4:06).
- COLTS** — Wayne, 5-yard pass from Manning (Vinatieri kick) (9-71, 4:52).

TEAM STATISTICS	COLTS	CHIEFS
First Downs	28	7
Total Net Yards	435	126
Rushes/Net Yards	40/188	17/44
Net Passing	247	82
Pass Attempts/Completions	39/31	24/14
Had Intercepted	3	2
Times Sacked/Yards	1.0/5.0	4.0/25.0
Punts/Average	2/38.0	6/52.3
Penalties/Yards	3/40	2/13
Fumbles/Lost	1/0	2/1
Possession Time	39:23	20:37

RUSHING

- CHIEFS** — L. Johnson 13-32; D. Hall 2-14; Bennett 1-1; Green 1-(-3).
- COLTS** — Addai 25-122, TD; Rhodes 13-68; Manning 2-(-2).

RECEIVING

- CHIEFS** — L. Johnson 5-29; Gonzalez 4-25, TD; Wilson 2-29; D. Hall 2-12; Bennett 1-12.
- COLTS** — Clark 9-103; Addai 7-26; Wayne 5-36, TD; Harrison 2-48; Rhodes 2-24; Moorehead 2-18; Utecht 2-17; Fletcher 1-(-4); Boiman 1-(-16).

PASSING

- CHIEFS** — Green 14-24-107, 1 TD, 2 INTs.
- COLTS** — Manning 30-38-268, 1 TD, 3 INTs; Smith 1-1-(-16), 0 TDs, 0 INTs.

INTERCEPTIONS

- CHIEFS** — Law 2-43; Page 1-12.
- COLTS** — Sanders 1-17; Bennett 1-16.

SACKS

- CHIEFS** — Surtain 1.0.
- COLTS** — Freney 2.0; McFarland 1.0; Mathis 0.5; Schobel 0.5.

FIELD GOALS

- CHIEFS** — Tynes 23LU.
- COLTS** — Vinatieri (48) (19) (50).



CB Ty Law records two interceptions of QB Peyton Manning in the game.





2010 AFC WILD CARD PLAYOFF GAME

Ravens 30, Chiefs 7

January 9, 2011 • Arrowhead Stadium • 72,190



BALTIMORE 3 7 13 7 — 30
KANSAS CITY 7 0 0 0 — 7

The Chiefs were within striking distance at halftime, trailing by only a 10-7 margin, but four second-half turnovers doomed Kansas City as Baltimore pulled away for a 30-7 victory. The Chiefs defense registered 4.0 sacks, including 2.0 from LB Tamba Hali.

The Chiefs won the toss, deferred to the second half and kicked off to open the game. Baltimore promptly moved down field and was poised with first and goal at the Chiefs one-yard line, but Kansas City's defense made a goal-line stand, rebuffing the Ravens on three straight plays. QB Joe Flacco's third-down pass was broken up by S Eric Berry, setting up a 19-yard K Billy Cundiff FG that gave Baltimore a 3-0 lead.

Kansas City went three and out on its opening drive. On Baltimore's ensuing possession, Hali recorded a sack and strip of Flacco and jumped on the ball, giving the Chiefs great field position at the Baltimore 46-yard line. Two plays later, RB Jamaal Charles reeled off a 41-yard TD scamper, the longest postseason TD run in team history, to put the Chiefs up 7-3 with 2:09 left in the first quarter.

On Kansas City's next possession, a Charles fumble set up Baltimore at their own 45, but KC's defense held. The teams exchanged punts before Flacco and company again moved into Chiefs territory. A nine-yard TD pass from Flacco to RB Ray Rice put the Ravens up 10-7 with 0:19 left to play before halftime, capping an 11-play, 80-yard scoring drive.

On the third play of the third quarter QB Matt Cassel's pass intended for TE Tony Moeaki was batted into the air and intercepted by S Haruki Nakamura. However, a hustling Charles stripped and recovered the ball at the KC 32-yard line, giving the Chiefs a fresh set of downs.

Kansas City moved the ball to the Baltimore 33-yard line, but Charles was thrown for a four-yard loss on fourth and one. Cundiff knocked through a 29-yard FG on the Ravens ensuing drive, extending their lead to 13-7 with 6:36 left in the third quarter.

Chiefs WR Dexter McCluster fumbled the ball on Kansas City's ensuing possession, setting up Baltimore at the Chiefs 17-yard line. Cundiff connected on another 29-yard FG, putting the Ravens up 16-7 with 4:20 left in the third quarter.

Two plays later, Cassel's pass for Moeaki was intercepted by S Dawan Landry, putting the Ravens at the Kansas City 21-yard line. Flacco then hit WR Anquan Boldin in the back of the end zone for a four-yard TD pass, pushing the Ravens advantage to 23-7.

On the first play of Kansas City's next drive, Cassel fumbled the ball and it was recovered by the Ravens. Head Coach Todd Haley challenged the play and the ruling on the field was overturned to an incomplete pass. The Chiefs were eventually forced to punt. Ravens RB Willis McGahee delivered the game's final score as he broke free for a 25-yard TD, extending Baltimore's lead to 30-7 with 4:26 left in the game.

Kansas City took over at the 40-yard line after the Ravens kickoff went out of bounds. Cassel was sacked twice on the drive and his fourth-down pass was intercepted by CB Josh Wilson at the Baltimore 34-yard line. Baltimore was able to run out the clock to seal the victory.

- RAVENS** — Cundiff, 19-yard field goal (14-69, 5:59).
- CHIEFS** — Charles, 41-yard run (Succop kick) (2-46, 0:49).
- RAVENS** — Rice, 9-yard pass from Flacco (Cundiff kick) (11-80, 5:30).
- RAVENS** — Cundiff, 29-yard field goal (7-51, 3:02).
- RAVENS** — Cundiff, 29-yard field goal (4-6, 1:20).
- RAVENS** — Boldin, 4-yard pass from Flacco (Cundiff kick) (6-31, 2:59).
- RAVENS** — McGahee, 25-yard run (Cundiff kick) (15-80, 10:20).

TEAM STATISTICS	RAVENS	CHIEFS
First Downs	26	8
Total Net Yards	390	161
Rushes/Net Yards	40/142	19/108
Net Passing	248	53
Pass Attempts/Completions	34/25	18/9
Had Intercepted	0	3
Times Sacked/Yards	4.0/17.0	3.0/17.0
Punts/Average	2/31.0	3/51.0
Penalties/Yards	2/20	5/40
Fumbles/Lost	3/2	2/2
Possession Time	41:44	18:16

RUSHING

- CHIEFS** — Charles 9-82, TD; Jones 5-15; Cassel 3-6; McCluster 2-5.
- RAVENS** — Rice 17-57; McGahee 10-44, TD; Flacco 7-26; Parmele 4-13; McClain 1-1; Stallworth 1-1.

RECEIVING

- CHIEFS** — McCluster 4-17; Moeaki 1-22; Charles 1-15; Jones 1-8; Tucker 1-5; Curtis 1-3.
- RAVENS** — Heap 10-108; Boldin 5-64, TD; Rice 5-42, TD; McGahee 2-10; Houshmandzadeh 1-28; Mason 1-11; Dickson 1-2.

PASSING

- CHIEFS** — Cassel 9-18-70, 0 TDs, 3 INTs.
- RAVENS** — Flacco 25-34-265, 2 TDs, 0 INTs.

INTERCEPTIONS

- CHIEFS** — None.
- RAVENS** — Landry 1-9; Nakamura 1-3; Wilson 1-0.

SACKS

- CHIEFS** — Hali 2.0; Belcher 1.5; Jackson 0.5.
- RAVENS** — Suggs 2.0; Lewis 1.0.

FIELD GOALS

- CHIEFS** — None.
- RAVENS** — Cundiff (19) (29) (29).



RB Jamaal Charles scores a 41-yard TD, the longest scoring run in Chiefs playoff history.





2013 AFC WILD CARD PLAYOFF GAME

Colts 45, Chiefs 44

January 4, 2014 • Lucas Oil Stadium • 63,551



KANSAS CITY 10 21 10 3 — 44
INDIANAPOLIS 7 3 21 14 — 45

In their Wild Card matchup, the Chiefs fell one point short of the Colts in a 45-44 loss in Indianapolis, eliminating them from playoff contention. Kansas City broke numerous club postseason records including most points scored in a game with 44, most net yards with 513, most touchdown passes with four and most passing yards with 378, but the record-setting statistics were still not enough to top the Colts.

Kansas City came out of the gate with a 14-play, 6:49 drive that included a 16-yard Chiefs QB Alex Smith scramble from the pocket and resulted in a six-yard pass to WR Dwayne Bowe, putting the Chiefs up 7-0. RB Jamaal Charles suffered a concussion on the game's opening drive and would not return. The Colts answered with a quick push down the field and a 10-yard touchdown pass from QB Andrew Luck to WR T.Y. Hilton to tie the game at 7-7.

On the ensuing drive, Smith and Bowe connected on a 63-yard pass to land the Chiefs on the Indianapolis two-yard line. After not being able to convert on the first three attempts, Kansas City was forced to settle for a K Ryan Succop field goal to make the score 10-7.

The second quarter kicked off with a huge 79-yard touchdown pass on a third-down from Smith catching Chiefs WR Donnie Avery in stride increasing the Kansas City lead to 17-7. After the score, Chiefs LB Tamba Hali forced an Indianapolis fumble on first down and LB Justin Houston recovered it for seven yards to the Colts 17-yard line. This set Kansas City up for another score after Smith found FB Anthony Sherman for a five-yard shovel pass that was good for a 24-7 lead in favor of the Chiefs.

Indianapolis moved swiftly down the field on the next drive as Luck scrambled for 21 yards on 4th-and-1. K Adam Vinatieri booted a 37-yard field goal to make the score 24-10.

The next drive proved to be a slow and steady one for the Chiefs. Picking up six first downs, four of which were third-down conversions, the drive was capped off by a RB Knile Davis four-yard touchdown run up the middle to increase the Chiefs lead to 31-10. Before the first half came to a close, Kansas City CB Brandon Flowers picked off a Luck pass and returned it for 17 yards, the second takeaway by the Chiefs.

Indianapolis opened the second half with another Luck interception as S Husain Abdullah jumped a pass on the first play of the half, putting the ball at the Colts 18-yard line. Smith found Davis for a 10-yard touchdown pass putting the Chiefs up 38-10.

The Colts' next drive included a 10-yard completion to Hilton, an 11-yard pass to RB Donald Brown and a 46-yard completion to WR Da'Rick Rogers with Luck bringing them to the Kansas City 10-yard line and Brown punching it in for 10 yards to bring the point total to 38-17.

After the Chiefs got the ball back, Colts LB Robert Mathis had a sack and strip on Smith with LB Kelvin Sheppard recovering the ball on KC's only turnover of the day. Indianapolis was able to turn the fumble recovery into points after another Brown touchdown off of a three-yard connection with Luck, making the score 38-24.

After a Chiefs three-and-out, Abdullah picked off Luck for the second time, setting up a 42-yard Succop field goal, with the Chiefs' lead increasing to 41-24. The Colts fired right back with a drive that included a 25-yard pass to Brown, a 30-yard completion to WR LaVon Brazill and a 13-yard run by Brown to get them to the Chiefs 12-yard line. Luck then connected with TE Coby Fleener for a 12-yard touchdown to narrow the score to 41-31.

On the Colts' first drive of the fourth quarter, Luck recovered a fumble by his own team on the Kansas City five-yard line and dove into the end zone for an unconventional touchdown, narrowing the Chiefs' lead to 41-38. Kansas City responded with another Succop field goal, this one from 43 yards, making the score 44-38.

On the ensuing drive, Luck hit Hilton for a 64-yard touchdown on third-and-five, putting the Colts ahead 45-44 with 4:29 left to play. Kansas City moved down the field but was unable to convert on fourth down. Indianapolis was able to kneel for the last 1:55 of the game to move on to the divisional playoffs.

- CHIEFS** — Bowe, 6-yard pass from Smith (Succop kick) (14-82, 6:49).
- COLTS** — Hilton, 10-yard pass from Luck (Vinatieri kick) (7-74, 3:37).
- CHIEFS** — Succop, 19-yard field goal (7-73, 3:41).
- CHIEFS** — Avery, 79-yard pass from Smith (Succop kick) (3-79, 0:21).
- CHIEFS** — Sherman, 5-yard pass from Smith (Succop kick) (3-17, 1:23).
- COLTS** — Vinatieri, 37-yard field goal (12-61, 3:51).
- CHIEFS** — Davis, 4-yard run (Succop kick) (15-81, 7:23).
- CHIEFS** — Davis, 10-yard pass from Smith (Succop kick) (3-18, 1:15).
- COLTS** — Brown, 10-yard run (Vinatieri kick) (5-80, 1:52).
- COLTS** — Brown, 3-yard pass from Luck (Vinatieri kick) (5-41, 1:28).
- CHIEFS** — Succop, 42-yard field goal (4-4, 1:32).
- COLTS** — Fleener, 12-yard pass from Luck (Vinatieri kick) (6-80, 1:41).
- COLTS** — Luck, 5-yard fumble recovery (Vinatieri kick) (12-90, 4:02).
- CHIEFS** — Succop, 43-yard field goal (11-58, 5:02).
- COLTS** — Hilton, 64-yard pass from Luck (Vinatieri kick) (4-80, 1:15).

TEAM STATISTICS	COLTS	CHIEFS
First Downs	28	30
Total Net Yards	536	513
Rushes/Net Yards	19/100	32/150
Net Passing	436	363
Pass Attempts/Completions	45/29	46/30
Had Intercepted	3	0
Times Sacked/Yards	1.0/7.0	2.0/15.0
Punts/Average	1/51.0	2/39.0
Penalties/Yards	4/19	2/15
Fumbles/Lost	2/1	1/1
Possession Time	22:27	37:33

RUSHING

- CHIEFS** — Davis 18-67, TD; Smith 8-57; Charles 3-18; Gray 2-5; McCluster 1-3.
- COLTS** — Brown 11-55, TD; Luck 7-45; Richardson 1-0.

RECEIVING

- CHIEFS** — Bowe 8-150, TD; McCluster 7-52; Davis 7-33, TD; Hemingway 2-30; Fasano 2-6; Sherman 2-1, TD; Avery 1-79, TD; Jenkins 1-27.
- COLTS** — Hilton 13-224, 2 TDs; Fleener 5-46, TD; Brazill 4-54; Brown 4-47, TD; Whalen 2-26; Rogers 1-46.

PASSING

- CHIEFS** — Smith 30-46-378, 4 TDs, 0 INTs.
- COLTS** — Luck 29-45-443, 4 TDs, 3 INTs.

INTERCEPTIONS

- CHIEFS** — Abdullah 2-5; Flowers 1-17.
- COLTS** — None.

SACKS

- CHIEFS** — Houston 1.0.
- COLTS** — Mathis 1.0; Jean Francois 1.0.

FIELD GOALS

- CHIEFS** — Succop (19) (42) (43).
- COLTS** — Vinatieri (37).





2015 AFC WILD CARD PLAYOFF GAME

Chiefs 30, Texans 0

January 9, 2016 • NRG Stadium • 71,800



KANSAS CITY 7 6 7 10 — 30
HOUSTON 0 0 0 0 — 0

Kansas City's first postseason victory in 22 years began with a bang. Before many people at NRG Stadium were in their seats, RB Knile Davis returned the opening kickoff 106 yards for a touchdown - those seven points ended up being the only score the Chiefs would need. Davis' return was the longest kickoff return in AFC Wild Card postseason history.

Prior to the 2015 season, the Chiefs most recent playoff victory came across the street from NRG Stadium in Houston, when the Chiefs defeated the Oilers in the 1993 Divisional Round at the Astrodome.

In the next three possessions, the two teams alternated turnovers, beginning with S Eric Berry intercepting a Brian Hoyer pass. Two plays later, Texans LB Brian Cushing picked off Alex Smith. As Houston was driving into Kansas City territory, DL Allen Bailey forced and recovered a Brian Hoyer fumble, making that two turnovers in three Texans possessions to begin the game.

Sandwiched on either side of a P Shane Lechler punt, K Cairo Santos booted two 49-yard field goals to push the Chiefs lead to 13-0 midway through the second quarter. Santos' 49-yard field goals marked the longest field goals in franchise postseason history.

Following Santos' second field goal, Houston was inside the Kansas City red zone for the only time on the afternoon. After a direct snap to DE J.J. Watt at the Chiefs two-yard-line lost a yard on first down, Hoyer threw his second interception of the day, this time to LB Josh Mauga on second-and-goal from the Kansas City three-yard-line.

Houston's ensuing possession ended the same way the previous possession did. On the second play of the drive, and the first play following the two-minute warning, Hoyer's pass was intercepted by Marcus Peters - who, four weeks later, would go on to be named AP Defensive Rookie of the Year. Peters' interception was the fourth forced turnover of the half for the Kansas City defense. The Chiefs would go into halftime with a 13-0 lead on the AFC South Champions.

After forcing a Houston punt to open the second half, QB Alex Smith got the offense on the board for the first time, capping an 11-play, 89-yard drive with a nine-yard touchdown pass to rookie WR Chris Conley. The score was Smith's 10th career postseason touchdown.

Following another of Lecher's five punts, the Chiefs got in the endzone for the final time in the game. On the first play of the fourth quarter, FB/RB Spencer Ware took a handoff from five yards out to give the Chiefs a 27-0 lead.

The Texans' subsequent drive ended in Kansas City territory after Hoyer recovered his own fumble on fourth down. Following a Chiefs punt seven plays later, Hoyer threw his fourth interception of the day, this time to CB Sean Smith at the Houston 34-yard-line.

Three plays later, Santos capped the Chiefs scoring on the afternoon, knocking in a 33-yard field goal to increase the Chiefs lead to 30-0.

The four interceptions by Kansas City was the second-most ever recorded in a playoff game and the fourth time the Chiefs have recorded as many interceptions in a single postseason contest.

The 30-0 shutout marked the first time in franchise history that the club had shut out an opponent in the postseason.

- CHIEFS** — Davis, 106-yard kickoff return (Santos kick).
- CHIEFS** — Santos, 49-yard field goal (5-27; 2:30).
- CHIEFS** — Santos, 49-yard field goal (6-40; 3:29).
- CHIEFS** — Conley, 9-yard pass from Smith (Santos kick) (11-94; 5:23).
- CHIEFS** — Ware, 5-yard run (Santos kick) (8-71; 4:13).
- CHIEFS** — Santos, 33-yard field goal (4-6; 2:13).

TEAM STATISTICS	TEXANS	CHIEFS
First Downs	14	18
Total Net Yards	226	314
Rushes/Net Yards	25/114	37/141
Net Passing	112	173
Pass Attempts/Completions	34/15	22/17
Had Intercepted	4	1
Times Sacked/Yards	3.0/24.0	3.0/17.0
Punts/Average	5/45.6	4/45.3
Penalties/Yards	4/29	5/52
Fumbles/Lost	2/1	0/0
Possession Time	25:35	34:25

RUSHING

- CHIEFS** — Ware 16-67, TD; Smith 5-27; West 8-26; Davis 4-12; Wilson 2-11; Daniel 2-(-2).
- TEXANS** — Blue 17-99; Grimes 4-15; Prosch 1-2; Hunt 1-0; Watt 1-(-1); Hoyer 1-(-1).

RECEIVING

- CHIEFS** — Kelce 8-128; Maclin 3-29; Wilson 2-9; West 1-9; Conley 1-9, TD; Sherman 1-3; Hammond Jr. 1-3.
- TEXANS** — Hopkins 6-69; Griffin 2-29; Grimes 2-12; Strong 1-17; Shorts III 1-5; Washington 1-3; Fiedorowicz 1-1.

PASSING

- CHIEFS** — Smith 17-22-190, 1 TD, 1 INT.
- TEXANS** — Hoyer 15-34-136, 0 TDs, 4 INTs.

INTERCEPTIONS

- CHIEFS** — Mauga 1-20; Smith 1-13; Peters 1-2; Berry 1-0.
- TEXANS** — Cushing 1-0.

SACKS

- CHIEFS** — Bailey 2.0; Howard 1.0.
- TEXANS** — Mercilus 3.0.

FIELD GOALS

- CHIEFS** — Santos (49) (49) (33).
- TEXANS** — None.



RB Knile Davis returned the opening kickoff 106 yards for a touchdown, the second-longest return in NFL postseason history.





2015 AFC DIVISIONAL PLAYOFF GAME

Patriots 27, Chiefs 20

January 16, 2016 • Gillette Stadium • 66,829



KANSAS CITY 3 3 7 7 — 20
NEW ENGLAND 7 7 7 6 — 27

The Chiefs most successful season in more than a decade came to an end in Foxborough, Mass., at the hands of the New England Patriots, falling 27-20.

QB Alex Smith's performance included a franchise postseason record 50 pass attempts, and his sixth postseason touchdown pass with Kansas City moved him into a tie for second place in the club's record book.

New England opened the game by taking the opening kickoff and driving 80 yards, ending the possession with an eight-yard touchdown pass from QB Tom Brady to TE Rob Gronkowski.

Kansas City answered back right away, taking 8:31 off the clock on a 17-play, 64-yard drive, culminating in a 34-yard K Cairo Santos field goal, bringing the score to 7-3 after the first two possessions of the game.

Both teams alternated punts on the next four possessions. Midway through the second quarter, following four Brady completions for 54 yards and a roughing the passer penalty on LB Dezman Moses that put the Patriots at the Chiefs eight yard line. After a pass that resulted in a three-yard loss, Brady scrambled for 10-yards, ending at the Kansas City one yard line. New England challenged the ruling on the field, believing Brady broke the plane of the goal line. The ruling was upheld, but a quarterback sneak on the next play resulted in a touchdown, putting New England up 14-3.

As was the case following the Patriots' first touchdown, the Chiefs answered back right away. A 17-yard run from RB Charcandrick West and a 26-yard pass from Smith to WR Jason Avant put the Chiefs in field goal range, where Santos booted a 32-yard field goal with 0:12 remaining in the half.

The second half began for the Chiefs with a consistent mixture of Smith completions and West and Knile Davis rushes, moving the team into Patriots territory. On the 10th play of the drive, New England LB Chandler Jones forced a Davis fumble, recovered by LB Dont'a Hightower for the only turnover of the game by either team. Kansas City's momentum was stopped once Brady hit Gronkowski for the duo's second touchdown of the night, pushing the Chiefs deficit to 21-6.

Smith accounted for 72 of the team's 80 yards on the next drive, culminating in a 10-yard touchdown pass to WR Albert Wilson.

K Stephen Gostkowski kicked two field goals on New England's next two possessions - with a Chiefs punt in between - resulting in a 27-13 Patriots lead with 12:26 remaining in the game.

After a turnover on downs on Kansas City's next drive, New England punted, giving the ball back to the Chiefs at the 20-yard-line. Smith went six-of-11 for 60 yards on the drive, eventually marching the team to the one-yard-line where West ran into the end zone to bring the score to 27-20.

Kansas City failed to recover the ensuing onside kick, and on the second play of the possession, Brady completed a 12-yard pass to Julian Edelman, giving the Patriots a first down that would wrap up the game.

- PATRIOTS** — Gronkowski, 8-yard pass from Brady (Gostkowski kick) (11-80, 4:37).
- CHIEFS** — Santos, 34-yard field goal (17-64, 8:31).
- PATRIOTS** — Brady, 1-yard run (Gostkowski kick) (11-98, 5:36).
- CHIEFS** — Santos, 32-yard field goal (11-52, 3:11).
- PATRIOTS** — Gronkowski, 16-yard pass from Brady (Gostkowski kick) (5-69, 2:07).
- CHIEFS** — Wilson, 10-yard pass from Smith (Santos kick) (12-80, 6:12).
- PATRIOTS** — Gostkowski, 40-yard field goal (8-57, 2:26).
- PATRIOTS** — Gostkowski, 32-yard field goal (5-19, 2:06).
- CHIEFS** — West, 1-yard run (Santos kick) (16-80, 5:16).

TEAM STATISTICS	PATRIOTS	CHIEFS
First Downs	21	27
Total Net Yards	340	378
Rushes/Net Yards	14/38	32/135
Net Passing	302	243
Pass Attempts/Completions	42/28	50/29
Had Intercepted	0	0
Times Sacked/Yards	0.0/0.0	1.0/3.0
Punts/Average	3/42.0	3/35.7
Penalties/Yards	6/24	5/40
Fumbles/Lost	0/0	1/1
Possession Time	22:09	37:51

RUSHING

- CHIEFS** — West 17-61, TD; Smith 9-44; Davis 6-30.
- PATRIOTS** — Jackson 6-16; Edelman 1-11; Brady 6-6, TD; White 1-5.

RECEIVING

- CHIEFS** — Kelce 6-23; Wilson 5-57, TD; Conley 5-33; Avant 4-69; Maclin 2-23; West 2-15; Davis 2-13; Harris 1-10; Hammond Jr. 1-2; Sherman 1-1.
- PATRIOTS** — Edelman 10-100; Gronkowski 7-83, 2 TDs; LaFell 3-6; Martin 2-57; White 2-39; Amendola 2-18; Jackson 1-2; Bolden 1-(-3).

PASSING

- CHIEFS** — Smith 29-50-246, 1 TD, 0 INTs.
- PATRIOTS** — Brady 28-42-302, 2 TDs, 0 INTs.

INTERCEPTIONS

- CHIEFS** — None.
- PATRIOTS** — None.

SACKS

- CHIEFS** — None.
- PATRIOTS** — Jones 1.0.

FIELD GOALS

- CHIEFS** — Santos (34) (32).
- PATRIOTS** — Gostkowski (40) (32).



QB Alex Smith attempted 50 passes in the game, a Chiefs postseason record.





2016 AFC DIVISIONAL PLAYOFF GAME

Steelers 18, Chiefs 16

January 12, 2017 • Arrowhead Stadium • 76,765



PITTSBURGH 6 6 3 3 — 18

KANSAS CITY 7 0 3 6 — 16

The Chiefs had a successful season in 2016 finishing with a 12-4 record and AFC West Championship. Unfortunately it came to an end at the hands of the Pittsburgh Steelers, falling 18-16 in the divisional round of the AFC playoffs.

Pittsburgh won the coin toss and took the opening kickoff. The Steelers would go on an 11-play, 66-yard drive aided by 25 rushing yards from RB Le'Veon Bell that would end in a 22-yard Chris Boswell field goal.

Kansas City immediately answered back, taking only six-plays to respond. QB Alex Smith went 4-for-4 during the drive, hitting TE Travis Kelce for a 21-yard gain before ultimately hitting WR Albert Wilson for a five-yard touchdown pass to bring the score to 7-3 after the first two possessions of the game.

The Chiefs and the Steelers would alternate possessions during the half, with Pittsburgh connecting field goal drives of 7 and 14-plays, the Steelers stretched the lead to 9-7. Midway through the second quarter, S Eric Berry intercepted a pass from QB Ben Roethlisberger intended for WR Antonio Brown in the endzone halting a scoring threat. Following the interception the Chiefs went three-and-out and could not score. With the score 9-7 and 5:03 left on the clock, the Steelers kicked another FG with 1:00 left in the first half, stretching the lead to 12-7.

As the second half began the Chiefs would receive the ball after a 19-yard kick return by WR Tyreek Hill. The opening drive for the Chiefs would prove to be unsuccessful as they would produce a three and out.

On the Steelers ensuing possession Bell would prove to be a key component. He began the drive with a 38-yard run bringing the Steelers into Chiefs territory. Bell would carry the ball four times in the seven-play drive leading to the first score of the half, a 43-yard field goal by K Chris Boswell to extend the lead to 15-7.

Both teams traded punts on the next two possessions toward the end of the third quarter with the game winding down. On the Chiefs final possession of the third quarter the offense strung together a seven-play drive with the help of QB Alex Smith's arm to get within field goal range. K Cairo Santos nailed a 48-yard field goal to bring the Chiefs closer, ending the quarter with a 15-10 score.

With the Chiefs trailing to begin the fourth quarter the Steelers opened with a 10-play 45-yard drive. Roethlisberger threw for 43 yards to get the Steelers in field goal range. Boswell fired a 43-yard field goal, stretching the lead to 18-10 with 9:49 remaining.

Following Pittsburgh's score, the Chiefs would get the ball and respond. Smith would start the drive with a 24-yard completion to Kelce and over the 13-play drive Smith would pass for 62 yards, leading to a one-yard touchdown run by RB Spencer Ware, bringing the Chiefs within two points, at 18-16. The Chiefs would convert their first attempt at the two-point conversion, however the play would be called back after a holding call on the offensive line. The Chiefs would fail the second attempt and kick off with 2:43 left hoping to stop the Steelers from collecting a first down for a final chance to take the lead.

On the ensuing Pittsburgh possession, on third and three from their own 12 -yard line, Roethlisberger would connect with Brown on a seven-yard reception that would effectively end the game. The Steelers would kneel, running out the clock and winning by a final of 18-16.

- STEELERS** — Boswell, 22-yard field goal (11-66, 5:22).
- CHIEFS** — Wilson, 5-yard pass from Smith (Stantos kick) (6-55, 3:29).
- STEELERS** — Boswell, 38-yard field goal (7-55, 2:18).
- STEELERS** — Boswell, 36-yard field goal (14-53, 6:30).
- STEELERS** — Boswell, 45-yard field goal (9-28, 4:08).
- STEELERS** — Boswell, 43-yard field goal (7-49, 3:42).
- CHIEFS** — Santos, 48-yard field goal (7-16, 2:50).
- STEELERS** — Boswell, 43-yard field goal (10-45, 5:21).
- CHIEFS** — Ware, 1-yard run (pass failed) (13-75, 7:06).

TEAM STATISTICS	STEELERS	CHIEFS
First Downs	20	16
Total Net Yards	389	227
Rushes/Net Yards	34/171	14/61
Net Passing	218	166
Pass Attempts/Completions	31/20	34/20
Had Intercepted	1	1
Times Sacked/Yards	1/6	1/6
Punts/Average	1/35.0	4/45.8
Penalties/Yards	4/53	6/60
Fumbles/Lost	0/0	1/1
Possession Time	34:13	25:47

RUSHING

- CHIEFS** — Ware 8-35, TD; Hill 3-18; Smith 2-9; West 1-(-1).
- STEELERS** — Bell 30-170; Roethlisberger 4-1.

RECEIVING

- CHIEFS** — Kelce 5-77; Maclin 2-28; Hill 4-27; Conley 2-19; West 2-14; Wilson 2-3, TD; Sherman 1-3; Ware 2-1.
- STEELERS** — Brown 6-108; James 5-83; Rogers 5-27; Ayers 1-6; Hamilton 1-4; Bell 2-(-4).

PASSING

- CHIEFS** — Smith 20-34-172, TD, 1 INT.
- STEELERS** — Roethlisberger 20-31-224, 0 TDs, 1 INT.

INTERCEPTIONS

- CHIEFS** — Berry 1-0.
- STEELERS** — Shazier 1-1.

SACKS

- CHIEFS** — Ford 0.5; Jenkins 0.5.
- STEELERS** — Harrison 1.0.

FIELD GOALS

- CHIEFS** — Santos (48).
- STEELERS** — Boswell (22) (38) (36) (45) (43) (43).



RB Spencer Ware celebrates after scoring a one-yard touchdown in the fourth quarter.





2017 AFC WILD CARD PLAYOFF GAME

Titans 22, Chiefs 21

January 6, 2018 • Arrowhead Stadium • 73,319



TENNESSEE 0 3 7 12 — 22
KANSAS CITY 14 7 0 0 — 21

Kansas City hosted a playoff game for the second straight year after a 10-6 season and another AFC West title. It was the first time in franchise history the Chiefs won back-to-back division titles.

The Chiefs hosted the Tennessee Titans at Arrowhead stadium for an AFC Wild Card matchup. Kansas City would fall in a close contest, 22-21.

Tennessee won the coin toss and deferred to Kansas City. The Chiefs chose to receive the opening kickoff. TE Travis Kelce managed a first down on the opening drive, but the Chiefs ended the possession in a punt.

In Tennessee's first possession, the Chiefs forced a three and out after an incomplete pass. Kansas City improved on its next drive, ending in a 1-yard touchdown run by RB Kareem Hunt.

After another three and out by the Chiefs defense, Kansas City started with the ball at its own 24 yard line. Three completions by QB Alex Smith and a penalty resulted in a 13-yard touchdown pass to Kelce. The Chiefs led at the end of the first quarter, 14-0.

The Titans took their next drive to midfield but stalled and were forced to punt. The Chiefs and Titans would trade punts for the next two possessions.

With a little over 10 minutes remaining in the first half, Titans QB Marcus Mariota marched the offense down into Kansas City territory for the first time. But at the Kansas City 21, CB Marcus Peters intercepted Mariota and returned the ball 28 yards.

The Chiefs offense was not able to capitalize on the interception and punted to the Titans 21 yard line.

The Titans' again chewed up yards, this time with several big runs from RB Derrick Henry. On 3rd-and-4 at the Chiefs 22-yard line, LB Derrick Johnson sacked Mariota on a blitz up the middle. The Titans still came away with a field goal, cutting the lead to 11.

Smith would then lead a masterful two minute drill, leading the Kansas City offense down the field in 1:52 and ending with a 14-yard touchdown pass to WR Demarcus Robinson. The Chiefs headed into halftime with a 21-3 lead.

Unfortunately, both Kelce and DL Chris Jones left the game with injuries in the first half, proving harmful to the Chiefs in the second half.

The Titans received the ball to begin the third quarter and marched 91 yards for a touchdown where Mariota caught a tipped ball from himself and ran into the endzone.

With the Titans back within 11 points at 21-10, Kansas City could not get its offense back to form. The Chiefs gained life after recovering a Tennessee muffed punt, but missed the ensuing field goal attempt.

At the beginning of the fourth quarter, Henry scored a 35-yard rushing touchdown. The two-point conversion was no good, bringing the score to 21-16 Chiefs.

After another Kansas City punt, the Titans ran the ball down the field and gained the lead with a 22-yard touchdown pass to WR Eric Decker.

With their season on the line, the Chiefs drove into Titans territory but could not convert on fourth down at the Tennessee 44 yard line.

The Titans took the ball into the two-minute warning and managed to run the clock out to end the game, with the Chiefs falling to the Titans 22-21.

- CHIEFS** — Hunt, 1-yard run (Butker kick) (6-81, 2:56).
- CHIEFS** — Kelce, 13-yard pass from Smith (Butker kick) (5-76, 3:24).
- TITANS** — Succop, 49-yard field goal (8-48, 4:02).
- CHIEFS** — Robinson, 14-yard pass from Smith (Butker kick) (9-79, 1:52).
- TITANS** — Mariota, 6-yard pass from Mariota (Succop kick) (15-91, 8:29).
- TITANS** — Henry, 35-yard run (pass failed) (6-62, 3:17).
- TITANS** — Decker, 22-yard pass from Mariota (pass failed) (11-80, 5:09).

TEAM STATISTICS	TITANS	CHIEFS
First Downs	20	16
Total Net Yards	389	227
Rushes/Net Yards	34/171	14/61
Net Passing	218	166
Pass Attempts/Completions	31/20	34/20
Had Intercepted	1	1
Times Sacked/Yards	1/6	1/6
Punts/Average	1/35.0	4/45.8
Penalties/Yards	4/53	6/60
Fumbles/Lost	0/0	1/1
Possession Time	34:13	25:47

RUSHING

- CHIEFS** — Hunt 11-42, TD; Hill 1-14; Smith 4-13.
- TITANS** — Henry 23-156, TD; Mariota 8-46.

RECEIVING

- CHIEFS** — Hill 7-87; Kelce 4-66, TD; Robinson 4-57, TD; Hunt 3-5; Wilson 2-26; Harris 2-22; West 2-1.
- TITANS** — Walker 6-74; Davis 4-35; Henry 2-35; Decker 2-21, TD; Smith 2-15; Matthews 1-15; Mariota 1-6, TD; Taylor 1-4.

PASSING

- CHIEFS** — Smith 24-33-264, 2 TDs, 0 INT.
- TITANS** — Mariota 19-31-205, 2 TDs, 1 INT.

INTERCEPTIONS

- CHIEFS** — Peters 1-28.
- TITANS** — None.

SACKS

- CHIEFS** — Houston 1.0; Johnson 1.0.
- TITANS** — Orakpo 1.5; Morgan 1.0; Williams 1.0; Woodyard 0.5.

FIELD GOALS

- CHIEFS** — Butker 48LU.
- TITANS** — Succop (49).



WR Demarcus Robinson scores a touchdown with eight seconds left in the first half.





2018 AFC DIVISIONAL PLAYOFF GAME

Chiefs 31, Colts 13

January 12, 2019 • Arrowhead Stadium • 76,765



INDIANAPOLIS 0 7 0 6 — 13

KANSAS CITY 14 10 0 7 — 31

The Kansas City Chiefs culminated the regular season with a Week 17 home victory over the AFC West Division-rival Oakland Raiders to claim a division title for the third consecutive season and secure the top-overall seed in the AFC which grants home field advantage throughout the playoffs.

The Chiefs hosted the Indianapolis Colts in the Divisional Round of the postseason on a snowy Sunday afternoon at Arrowhead Stadium. Indianapolis defeated Houston in a road contest in the Wild Card Round of the playoffs one week prior, granting advancement to the second round of the playoffs and a trip to Arrowhead Stadium with a berth in the AFC Championship Game on the line.

Kansas City won the coin toss and deferred to the second half decision, as Indianapolis received the opening kickoff and were met with a three-and-out offensive halt by the Chiefs defense. On the unit's first possession of the contest, the eventual AP NFL MVP, QB Patrick Mahomes, and the Chiefs offense executed a five play, 90-yard scoring drive capped by a 10-yard rushing TD by RB Damien Williams to take an early lead.

The Chiefs defense executed a copy-and-paste on the following drive, as Kansas City's second offensive possession ended the same as the first. The Chiefs offense drove the ball 70 yards in eight plays, as WR Tyreek Hill logged a 36-yard rush around the left end to give Kansas City a two-score lead in the first quarter.

Taking an extensive drive into the second period of play, Kansas City capped a 15-play drive that covered nearly seven minutes of action with a 39-yard FG by K Harrison Butker to take a 17-0 lead.

Indianapolis, looking for a spark, vigorously pursued a Chiefs punt, as Colts LB Najee Goode blocked a P Dustin Colquitt punt and Colts WR Zach Pascal recovered the punt at the KC two-yard line and stumbled into the end zone to put the Colts on the scoreboard.

For the fourth time of the contest, KC's offense answered by orchestrating a 10-play, 75-yard scoring drive capped by a rushing TD around the right end on a scramble and dive for the pylon by Mahomes. Mahomes' rushing score gave the Chiefs three of the like in the first half, giving the home team a 24-7 lead heading into the intermission.

After a failed fourth-down conversion attempt by Kansas City, copious exchanges of punts and a pair of lost fumbles, one by each team, the third quarter culminated with zero total points scored.

On Indianapolis' second possession of the final quarter, QB Andrew Luck found WR T.Y. Hilton on a 29-yard passing score to give the Colts their first offense TD of the game. K Adam Vinatieri's ensuing PAT failed wide right, but Hilton's receiving score still narrowed the margin, 24-13.

Per game-long trend, Kansas City answered on the team's final offensive possession with a rushing score from six yards out by RB Darrel Williams. Butker connected on the PAT to draw the final score of 31-13, in favor of the Chiefs.

Kansas City nearly doubled the Colts in first downs, total net yards and time of possession.

With the win, the Chiefs advanced to their first AFC Championship Game since 1994 and Arrowhead Stadium would be set to host the annual bout for the first time in franchise history.

- CHIEFS** — Dam. Williams, 10-yard run (Butker kick) (5-90, 3:00).
- CHIEFS** — Hill, 36-yard run (Butker kick) (8-70, 3:04).
- CHIEFS** — Butker, 39-yard field goal (15-53, 6:59).
- COLTS** — Pascal, blocked punt recovery in end zone (Vinatieri kick).
- CHIEFS** — Mahomes, 4-yard run (Butker kick) (15-91, 8:29).
- COLTS** — Hilton, 29-yard pass from Luck (kick failed, wide right) (10-87, 3:04).
- CHIEFS** — Dar. Williams, 6-yard run (Butker kick) (9-61, 3:08).

TEAM STATISTICS	COLTS	CHIEFS
First Downs	15	29
Total Net Yards	266	433
Rushes/Net Yards	14/87	33/180
Net Passing	179	253
Pass Attempts/Completions	36/19	41/27
Had Intercepted	0	0
Times Sacked/Yards	3.0/24.0	4.0/25.0
Punts/Average	7/48.3	4/27.5
Penalties/Yards	10/70	6/54
Fumbles/Lost	1/1	3/1
Possession Time	20:11	39:49

RUSHING

- CHIEFS** — Dam. Williams 25-139, TD; Hill 1-36, TD; Dar. Williams 3-9, TD; Mahomes 3-8, TD; Watkins 1-(-2).
- COLTS** — Mack 9-46; Hines 3-24; Luck 2-17.

RECEIVING

- CHIEFS** — Hill 8-72; Kelce 7-108; Watkins 6-62; Dam. Williams 5-25; Dieter 1-11.
- COLTS** — Ebron 5-51; Rogers 5-30; Hilton 4-60, TD; Inman 4-55, Pascal 1-7.

PASSING

- CHIEFS** — Mahomes 41-27-278, 0 TD, 0 INTs.
- COLTS** — Luck 36-19-203, 1 TD, 0 INTs.

INTERCEPTIONS

- CHIEFS** — None.
- COLTS** — None.

SACKS

- CHIEFS** — Houston 2.0; Ford 1.0.
- COLTS** — Moore II 2.0; Autry 1.0; Sheard 1.0.

FIELD GOALS

- CHIEFS** — Butker (39).
- COLTS** — None.



QB Patrick Mahomes dives for a touchdown giving the Chiefs a 17-point heading into halftime.





2018 AFC CHAMPIONSHIP GAME

Patriots 37, Chiefs 31 (OT)

January 20, 2019 • Arrowhead Stadium • 77,034



NEW ENGLAND 7 7 3 14 6 — 37
KANSAS CITY 0 0 7 24 0 — 31

The Kansas City Chiefs welcomed the New England Patriots to Arrowhead Stadium to host the first AFC Championship Game on their own turf in the history of the organization. Following an output of four rushing TDs in the Divisional Round against the Indianapolis Colts, the Chiefs turned around one week later to welcome the five-time Super Bowl Champion New England Patriots to Arrowhead Stadium with an opportunity to go to Super Bowl LIII on the line. This game marked the Chiefs first appearance in the American Football Conference's annual championship showdown in 25 years (1994).

New England was coming off of a Divisional Round victory of their own from the previous week, one in which the Patriots topped the visiting Los Angeles Chargers behind a five-touchdown first-half outing to return to the AFC Championship Game for the eighth consecutive season, looking to go to their third straight Super Bowl.

The visiting Patriots received the opening kickoff and put on an impressive display of offensive matriculation. New England's 15-play, 80-yard opening drive spanned 8:05 and was capped by RB Sony Michel punching it in from one yard out. New England's defense managed to hold Kansas City's offense to a less than three-minute possession and forced a punt, before regaining possession and taking their second drive into the second quarter. The Chiefs benefitted from a LB Reggie Ragland INT, only to have an exchange of punts ensue.

The Patriots regained possession with 3:08 remaining in the opening half, scoring on a WR Phillip Dorsett receiving TD from QB Tom Brady with 0:33 remaining in the first half, eventually drawing the halftime tally to a 14-0 advantage in favor of the visiting Patriots.

Coming out of the intermission, the Chiefs answered.

Kansas City QB Patrick Mahomes hit WR Sammy Watkins on a 54-yard catch on third-and-two to set up a TE Travis Kelce 12-yard TD reception to open the scoring for the Chiefs. Two possessions later, New England K Stephen Gostkowski connected on a 47-yard FG to advance the visitor's lead to double digits, 17-7, with 4:07 to go in the third quarter. 10 plays later, RB Damien Williams hit paydirt from one yard out for his second rushing TD of the postseason, pulling KC to within a three-point margin. Two possessions after that, Williams' lightning struck twice, this time on a 23-yard TD pass from Mahomes, with under eight minutes remaining in regulation to give Kansas City the lead, 21-17.

On the following possession, Brady and the Patriots put together a 10-play, 75-yard drive that covered 4:13 to regain the lead off a Michel 10-yard TD rush, leaving 3:35 on the clock.

Mahomes and the Chiefs responded with a scoring drive of their own to regain the lead for a second time in the fourth quarter on the next offensive drive, one in which Williams logged his fourth total TD of the postseason and third of the game on a two-yard TD rush.

The Patriots yet again responded, using the second-half two-minute warning to their advantage and again using a rushing TD to regain the lead for the third time. With 0:39 remaining in regulation, Mahomes used two deep passes to set up a Butker FG to tie the game and extend the contest into overtime.

New England won the toss and elected to receive, orchestrating a 13-play, 75-yard drive capped by RB Rex Burkhead punching it in from one yard out to defeat the Chiefs and advance to Super Bowl LIII.

- PATRIOTS** — Michel, 1-yard run (Gostkowski kick) (15-80, 8:05).
- PATRIOTS** — Dorsett, 29-yard pass from Brady (Gostkowski kick) (8-90, 2:41).
- CHIEFS** — Kelce, 12-yard pass from Mahomes (Butker kick) (4-74, 2:04).
- PATRIOTS** — Gostkowski, 47-yard field goal (6-8, 3:36).
- CHIEFS** — Dam. Williams, 1-yard pass from Mahomes (Butker kick) (9-75, 4:11).
- CHIEFS** — Dam. Williams, 23-yard pass from Mahomes (Butker kick) (2-23, 0:10).
- PATRIOTS** — Michel, 10-yard rush (Gostkowski kick) (10-75, 4:13).
- CHIEFS** — Dam. Williams, 2-yard run (Butker kick) (5-68, 1:29).
- PATRIOTS** — Burkhead, 4-yard run (Gostkowski kick) (6-65, 1:24).

TEAM STATISTICS	PATRIOTS	CHIEFS
First Downs	36	18
Total Net Yards	524	290
Rushes/Net Yards	48/176	12/41
Net Passing	348	249
Pass Attempts/Completions	46/30	31/16
Had Intercepted	2	0
Times Sacked/Yards	0.0/0.0	4.0/46.0
Punts/Average	2/37.5	5/43.4
Penalties/Yards	6/61	4/28
Fumbles/Lost	0/0	1/0
Possession Time	43:59	20:53

RUSHING

- CHIEFS** — Dam. Williams 10-30, TD; Mahomes 2-11.
- PATRIOTS** — Michel 29-113, 2 TDs; Burkhead 12-41, 2 TDs; White 6-23; Brady 1-(-1).

RECEIVING

- CHIEFS** — Dam. Williams 5-66, 2 TDs; Watkins 4-114; Kelce 3-23, TD; Hill 1-42; Robinson 1-27; Ware 1-21; Harris 1-2.
- PATRIOTS** — Edelman 7-96; Gronkowski 6-79; Hogan 5-45; White 4-49; Burkhead 4-23; Patterson 2-18; Dorsett 1-29, TD; Develin 1-9.

PASSING

- CHIEFS** — Mahomes 16-31-295, 3 TDs, 0 INT.
- PATRIOTS** — Brady 30-46-348, TD, 2 INTs.

INTERCEPTIONS

- CHIEFS** — Sorensen 1-24; Ragland 1-0.
- PATRIOTS** — None.

SACKS

- CHIEFS** — None.
- PATRIOTS** — Van Noy 2.0-29; Flowers 1-14; Guy 0.5-1.5; Simon 0.5-1.5.

FIELD GOALS

- CHIEFS** — Butker (39).
- PATRIOTS** — Gostkowski (47).





2019 AFC DIVISIONAL PLAYOFF GAME

Chiefs 51, Texans 31

January 12, 2020 • Arrowhead Stadium • 73,503



HOUSTON 21 3 7 0 — 31
KANSAS CITY 0 28 13 10 — 51

Kansas City entered the 2019 postseason as the conference's second seed, earning a first-round bye for the second-consecutive year. In a rematch of a 2019 regular season game that saw the Texans leave Arrowhead Stadium with a 31-24 win, Houston quieted the home crowd by jumping out to a 14-0 lead after a deep pass touchdown pass to WR Kenny Stills and a blocked punt returned for a touchdown. A muffed punt return led to another Texans touchdown and a Houston field goal gave Houston a 24-0 lead at the start of the second quarter.

Sparked by a 58-yard kickoff return by WR Mecole Hardman, QB Patrick Mahomes connected with RB Damien Williams for a 17-yard touchdown to get the Chiefs on the board. On the next defensive series, S Daniel Sorensen made a game-changing tackle on a fourth-down fake punt by the Texans, set up the first of three-consecutive touchdown passes to TE Travis Kelce. Sorensen and CB Alex Brown combined for force a Houston fumble on the ensuing kickoff return, setting up Kelce's second TD of the quarter. The Chiefs offense dominated the second quarter with 28 unanswered points, with the scoring drives accounting for less than five minutes of time. Kansas City took a 28-24 lead into halftime after a 51-yard Houston field goal sailed wide right as the clock expired on the first half.

Damien Williams rattled off a pair of rushing touchdowns in the third quarter to cap off 85- and 77-yard drives, extending Kansas City's lead to 41-24. The Texans scored their final points of the day on a five-yard touchdown run by QB Deshaun Watson at the end of the third quarter.

Mahomes completed three-straight passes at the end of the third quarter and start of the fourth quarter before finding TE Blake Bell for an eight-yard touchdown. The Chiefs defense forced a Houston three-and-out and a turnover on downs, setting up a 24-yard field goal from K Harrison Butker to extend the lead to 51-31.

The Chiefs set multiple team records and etched themselves in the NFL record books in the game. The club set records for most points scored in a postseason game in franchise history, as well as the franchise record for most touchdowns with seven. The 24-point deficit the Chiefs overcame tied for the fourth-largest comeback in a playoff game in NFL history, while the 28 unanswered points in the second quarter were tied for the third-most points scored by a team in the second quarter of a playoff game in NFL history.

With five touchdown passes in the game, Mahomes set a new single-game franchise record and tied for the fourth-most touchdown throws in a postseason game in NFL history, behind the record of six. Kelce became the first player in the Super Bowl era to record three receiving touchdowns in a single quarter in a postseason game.

DE Frank Clark recorded 3.0 sacks in the game, tying for the most career postseason sacks in a game in franchise history, and tying for the fourth-most sacks in a single postseason game in NFL history.



TE Travis Kelce catches one of three touchdown passes in the second quarter against the Texans.

- TEXANS** — Stills, 54-yard pass from Watson (Fairbairn kick) (6-75, 3:01).
- TEXANS** — Johnson, 10-yard blocked punt return (Fairbairn kick).
- TEXANS** — Fells, 4-yard pass from Watson (Fairbairn kick) (2-6, 0:48).
- TEXANS** — Fairbairn, 31-yard field (9-38, 4:55).
- CHIEFS** — Dam. Williams, 17-yard pass from Mahomes (Butker kick) (2-42, 0:59).
- CHIEFS** — Kelce, 5-yard pass from Mahomes (Butker kick) (3-33, 0:23).
- CHIEFS** — Kelce, 6-yard pass from Mahomes (Butker kick) (3-6, 1:25).
- CHIEFS** — Kelce, 5-yard pass from Mahomes (Butker kick) (8-90, 2:03).
- CHIEFS** — Dam. Williams, 1-yard run (kick failed, wide left) (7-85, 3:36).
- CHIEFS** — Dam. Williams, 5-yard run (Butker kick) (6-77, 3:55).
- TEXANS** — Watson, 5-yard run (Fairbairn kick) (9-75, 4:15).
- CHIEFS** — Bell, 8-yard pass from Mahomes (Butker kick) (4-72).
- CHIEFS** — Butker, 24-yard field goal (7-52, 3:31).

TEAM STATISTICS	TEXANS	CHIEFS
First Downs	23	29
Total Net Yards	442	434
Rushes/Net Yards	21/94	21/118
Net Passing	348	316
Pass Attempts/Completions	52/31	35/23
Had Intercepted	0	0
Times Sacked/Yards	5.0/40.0	1.0/5.0
Punts/Average	3/45.7	4/30.8
Penalties/Yards	7/87	4/37
Fumbles/Lost	2/1	2/1
Possession Time	34:25	25:25

RUSHING

- CHIEFS** — Mahomes, 7-53; Dam. Williams 12-47, 2TDs; Watkins 1-14; Hill 1-4.
- TEXANS** — Hyde 13-44; Watson 6-37, TD; Johnson 1-11; Reid 1-2.

RECEIVING

- CHIEFS** — Kelce, 10-134, 3 TDs; Watkins 2-76; Hill 3-41; Dam. Williams 2-21, TD; Hardman 2-19; Bell 2-15, TD; Yelder 1-11; Robinson 1-4.
- TEXANS** — Hopkins 9-118; Fuller 5-89; STills 3-80, TD; Johnson 5-23; Fells 3-22, TD; Hyde 3-18; Carter 1-17; Jones 1-14; Thomas 1-7.

PASSING

- CHIEFS** — Mahomes 23-35-321, 5 TDs, 0 INTs. Watkins 0-0-0, 0 TDs, 0 INTs.
- TEXANS** — Watson 31-52-388, 2 TDs, 0 INTs. Stills 0-0-0, 0 TDs, 0 INTs.

INTERCEPTIONS

- CHIEFS** — None.
- TEXANS** — None.

SACKS

- CHIEFS** — Clark 3.0, Fenton 1.0, O'Daniel 1.0.
- TEXANS** — Conley 1.0.

FIELD GOALS

- CHIEFS** — Butker (24).
- TEXANS** — Fairbairn (31) 51WR.





2019 AFC CHAMPIONSHIP GAME

Chiefs 35, Titans 24

January 19, 2020 • Arrowhead Stadium • 73,656



TENNESSEE 10 7 0 7 — 24
KANSAS CITY 7 14 0 14 — 35

For the second-consecutive season, the Chiefs hosted the AFC Championship Game at Arrowhead Stadium for the opportunity to secure the Lamar Hunt Trophy in front of the team's home fans. In another rematch against an AFC South opponent that ended in a 2019 regular season loss, the Tennessee Titans visited Arrowhead and jumped out to a 10-0 lead behind a 30-yard field goal and a four-yard touchdown rush from RB Derrick Henry.

QB Patrick Mahomes found WR Tyreek Hill for the club's first score of the day on an eight-yard pass. The Chiefs fell behind by double digits for the second time in the game when Tennessee QB Ryan Tannehill found T Dennis Kelly for a one-yard touchdown pass on a tackle-eligible play.

Despite another double-digit first-half deficit, Mahomes connected with Hill for the second time, this time from 20 yards out to narrow the margin to 17-14 midway through the second quarter. After the Chiefs defense forced a Tennessee three-and-out and the offense took over inside the two-minute warning, Mahomes found TE Travis Kelce and WR Sammy Watkins for two 3rd-down conversions. Facing 2nd-and-10 with 23 seconds left in the first half and down by four points, Mahomes scrambled for a 27-yard touchdown to put the Chiefs up 21-17 going into halftime.

After a scoreless third quarter that saw the teams trade punts, the Chiefs opened up the fourth quarter with a three-yard touchdown run from RB Damien Williams, giving him three rushing touchdowns in the 2019 postseason and four overall touchdowns, while pushing Kansas City's lead to 28-17.

DE Tanoh Kpassagnon recorded one of his 2.0 sacks on the ensuing drive, forcing a punt to give the Chiefs offense the ball back with just under 12 minutes left in the game. Facing 3rd-and-6, Mahomes connected with WR Sammy Watkins for a 60-yard touchdown pass that pushed the Chiefs lead to 35-17.

Tennessee went on to score a touchdown on a 22-yard pass from Tannehill to TE Anthony Firkser to cut into the Chiefs lead. After a Kansas City drive that took two minutes off the clock, the Chiefs defense applied heavy pressure on the Titans final drive of the game as S Tyrann Mathieu broke up a third-down pass and DE Frank Clark sacked Tannehill for a 17-yard loss on 4th-and-6.

For the first time in franchise history, the Chiefs secured the Lamar Hunt Trophy as the AFC champions and the club punched its ticket to the franchise's third Super Bowl, the first since the 1969 season.

With Hill's two first-half touchdown receptions, he and TE Travis Kelce became the first pair of teammates to each record a playoff game with multiple first-half receiving touchdowns in a single postseason since Colts wide receivers Marvin Harrison and Brandon Stokley accomplished the feat in the 2003 NFL postseason.



QB Patrick Mahomes dives across the goal line to cap his 27-yard touchdown rush at the end of the first half.

- TITANS** — Joseph, 30-yard field goal (8-58, 3:31).
- TITANS** — Henry, 4-yard run (Joseph kick) (9-58, 4:07).
- CHIEFS** — Hill, 8-yard pass from Mahomes (Butker kick) (10-74, 5:06).
- TITANS** — Kelly, 1-yard pass from Tannehill (Joseph kick) (15-75, 9:07).
- CHIEFS** — Hill, 20-yard pass from Mahomes (Butker kick) (5-63, 2:36).
- CHIEFS** — Mahomes, 27-yard run (Butker kick) (9-86, 1:40).
- CHIEFS** — Dam. Williams, 3-yard run (Butker kick) (13-73, 7:08).
- CHIEFS** — Watkins, 60-yard pass from Mahomes (Butker kick) (7-88, 4:21).
- TITANS** — Firkser, 22-yard pass from Tannehill (Joseph kick) (8-80, 3:15).

TEAM STATISTICS	TITANS	CHIEFS
First Downs	20	27
Total Net Yards	295	404
Rushes/Net Yards	23/85	27/112
Net Passing	210	292
Pass Attempts/Completions	32/22	35/23
Had Intercepted	0	0
Times Sacked/Yards	3/27	2/2
Punts/Average	3/46.3	3/40.7
Penalties/Yards	8/85	9/61
Fumbles/Lost	0/0	1/0
Possession Time	30:10	29:50

RUSHING

- CHIEFS** — Mahomes 8-53, TD; Dam. Williams 17-45, TD; Hill 1-7; Thompson 1-7.
- TITANS** — Henry 19-69, TD; Tannehill 3-11; Mariota 1-5.

RECEIVING

- CHIEFS** — Watkins 7-114, TD; Hill 5-67, 2 TDs; Dam. Williams 5-44; Kelce 3-30; Robinson 2-31; Hardman 1-8.
- TITANS** — Davis 5-65; Humphries 4-25; Brown 3-51; Smith 3-38; Henry 2-(-8); Hooker 1-28; Firkser 1-22, TD; Pruitt 1-9; Lewis 1-6; Kelly 1-1, TD.

PASSING

- CHIEFS** — Mahomes 23-35-294, 3 TDs, 0 INTs.
- TITANS** — Tannehill 21-31-209, 2 TDs, 0 INTs. Kern 1-1-28, 0 TDs, 0 INTs.

INTERCEPTIONS

- CHIEFS** — None.
- TITANS** — None.

SACKS

- CHIEFS** — Kpassagnon 2.0; Clark 1.0.
- TITANS** — Correa 1.0; Jones 0.5; Casey 0.5.

FIELD GOALS

- CHIEFS** — None.
- TITANS** — Joseph (30).





SUPER BOWL LIV
Chiefs 31, 49ers 20



February 2, 2020 • Hard Rock Stadium • 62,417

SAN FRANCISCO 3 7 10 0 — 20
KANSAS CITY 7 3 0 21 — 31

The Kansas City Chiefs squared off against the NFC Champion San Francisco 49ers in Super Bowl LIV at Hard Rock Stadium, the home of the Miami Dolphins, in Miami Gardens, Florida, on Sunday, February 2, 2020. It marked the club's third Super Bowl appearance (I, IV and LIV), but the first appearance for the club since winning Super Bowl IV against the Minnesota Vikings following the 1969 season.

The Chiefs went three-and-out on the game's opening drive and San Francisco got on the scoreboard first with a 38-yard K Robbie Gould field goal. The Chiefs then marched down the field and after a QB Patrick Mahomes scramble left the offense with a 4th-and-1, the Chiefs drew inspiration from the 1948 Rose Bowl between Michigan and USC, calling "Shift to Rose Bowl Right Parade" for RB Damien Williams to pick up four yards and a first down on the one-yard line. After being stopped on first down, Mahomes ran a speed option to the right and took the ball into the end zone to take the 7-3 lead.

On the following drive, CB Bashaud Breeland intercepted San Francisco QB Jimmy Garoppolo, setting up the chance for the Chiefs to extend their lead at the start of the second quarter. After reaching the red zone, Kansas City's drive stalled and K Harrison Butker connected on a 31-yard field goal to go up 10-3.

San Francisco evened the score at 10-10 in the second quarter after a string of five-consecutive plays that gained 10 or more yards, including a 15-yard touchdown pass from Garoppolo from FB Kyle Juszczyk. The Chiefs followed up with a punt on their next drive, and an offensive pass interference call against the 49ers stalled a late first-half drive, sending the teams to the locker room tied at 10-10.

San Francisco started the second half much the same way it started the game, taking its opening drive 60 yards before the Chiefs defense forced a 42-yard field goal. Facing 3rd-and-12 on the next drive, Mahomes threw an interception as LB Fred Warner picked off a pass intended for WR Tyreek Hill. The 49ers converted that into points as RB Raheem Mostert scored on a one-yard rush, giving San Francisco the 20-10 lead with under three minutes left in the third quarter, thus giving the Chiefs a third-straight double-digit postseason deficit.

As the Chiefs were driving to start the fourth quarter, a nine-yard sack set the offense back, and Mahomes threw a pass on 3rd-and-6 intended for Hill that was intercepted by S Tarvarius Moore.

The Kansas City defense stepped up and forced a San Francisco punt after the interception, and the offense got to work. Facing 2nd-and-15, Mahomes completed a 16-yard pass to Hill that was eventually overturned to an incomplete pass after a 49ers challenge. On 3rd-and-15, Mahomes completed a 44-yard pass to Hill on the now-fabled "Gun Trey Right 3 Jet Chip Wasp Y Funnel," or "Wasp" for short. On 3rd-and-10, Mahomes threw a pass to TE Travis Kelce that drew a defensive pass interference penalty, putting the ball on the one-yard line. Mahomes found Kelce for a one-yard touchdown pass on the next play to narrow the deficit to 20-17.

After a San Francisco three-and-out, the Chiefs took possession with just over five minutes left in the game. Highlighted by a 38-yard pass to WR Sammy Watkins, the drive was capped with a five-yard touchdown pass to RB Damien Williams on third down, giving the Chiefs a lead they would not relinquish.

With San Francisco moving the ball in an attempt to take the lead, DE Frank Clark sacked Garoppolo for a nine-yard loss on 4th-and-10 with 1:25 left on the clock. Williams broke through the San Francisco defense on second down for a 38-yard touchdown run to extend the Chiefs lead to 31-20. DB Kendall Fuller then put the game on ice as he intercepted a last-ditch Garoppolo pass and the Chiefs were able to run out the clock to secure the club's second Super Bowl championship.

The 10-point fourth-quarter comeback tied for the second-largest comeback in Super Bowl history and the Chiefs became the first team to record three comebacks of at least 10 points in a single postseason in NFL history.

QB Patrick Mahomes was awarded the Pete Rozelle Trophy as MVP of the game. At 24 years and 138 days old, Mahomes became the youngest QB and the third-youngest player (Marcus Allen and Lynn Swann) to win the Super Bowl MVP award.

- 49ERS** — Gould, 38-yard field goal (10-62, 5:58).
- CHIEFS** — Mahomes, 1-yard run (Butker kick) (15-75, 7:26).
- CHIEFS** — Butker, 31-yard field goal (9-43, 4:36).
- 49ERS** — Juszczyk, 15-yard pass from Garoppolo (Gould kick) (7-80, 4:27).
- 49ERS** — Gould, 42-yard field goal (9-60, 5:31).
- 49ERS** — Mostert, 1-yard run (Gould kick) (6-55, 2:48).
- CHIEFS** — Kelce, 1-yard pass from Mahomes (Butker kick) (10-83, 2:40).
- CHIEFS** — Dam. Williams, 5-yard pass from Mahomes (Butker kick) (7-65, 2:26).
- CHIEFS** — Dam. Williams, 38-yard run (Butker kick) (2-42, 0:13).

TEAM STATISTICS	49ERS	CHIEFS
First Downs	21	26
Total Net Yards	351	397
Rushes/Net Yards	22/141	29/129
Net Passing	210	268
Pass Attempts/Completions	31/20	42/26
Had Intercepted	2	2
Times Sacked/Yards	1/9	4/18
Punts/Average	2/43.0	2/50.0
Penalties/Yards	5/45	4/24
Fumbles/Lost	1/0	3/0
Possession Time	26:47	33:13

RUSHING

- CHIEFS** — Dam. Williams 17-104, TD; Mahomes 9-29, TD; Kelce 1-2; Thompson 1-0; Hardman 1-(-6).
- 49ERS** — Mostert 12-58, TD; Samuel 3-53; Coleman 5-28; Garoppolo 2-2.

RECEIVING

- CHIEFS** — Hill 9-105; Kelce 6-43, TD; Watkins 5-98; Dam. Williams 4-29, TD; Bell 1-9; Hardman 1-2.
- 49ERS** — Samuel 5-39; Kittle 4-36; Juszczyk 3-39, TD; Sanders 3-38; Bourne 2-42; Wilson 1-20; Coleman 1-3; Mostert 1-2.

PASSING

- CHIEFS** — Mahomes 26-42-286, 2 TDs, 2 INTs.
- 49ERS** — Garoppolo 20-31-219, TD, 2 INTs.

INTERCEPTIONS

- CHIEFS** — Breeland 1-1; Fuller 1-0.
- 49ERS** — Moore 1-7; Warner 1-3.

SACKS

- CHIEFS** — Clark 1.0.
- 49ERS** — Buckner 1.5; Bosa 1.0; Mitchell 0.5.

FIELD GOALS

- CHIEFS** — Butker (31).
- 49ERS** — Gould (38) (42).



WR Tyreek Hill converts a 3rd and 15 on "Gun Trey Right 3 Jet Chip Wasp Y Funnel," the first of three fourth-quarter touchdowns.



2019 WORLD CHAMPIONS



Front Row: Jody Fortson, Dustin Colquitt, Chad Henne, Harrison Butker, Matt Moore, General Manager Brett Veach, Head Coach Andy Reid, Chairman and CEO Clark Hunt, President Mark Donovan, Kyle Shurmer, Tyreek Hill, Demarcus Robinson, Gehrig Dieter, Byron Pringle.

Second Row: Lamar Hunt Jr., Sharron Hunt, Sammy Watkins, Patrick Mahomes, Mecole Hardman, Marcus Kemp, Keith Reaser, Morris Claiborne, Bashaud Breeland, Juan Thornhill, Armani Watts, Jordan Lucas, LeSean McCoy, Norma Hunt, Dan Hunt.

Third Row: Damien Williams, Rashad Fenton, Kendall Fuller, Elijah McGuire, Alex Brown, Darrel Williams, Tyrann Mathieu, Darwin Thompson, Charvarius Ward, Marcus Marshall, Spencer Ware, John Lovett, James Winchester, Anthony Sherman, Emmanuel Smith, Mike Weber.

Fourth Row: Dorian O'Daniel, Nick Keizer, Daniel Sorensen, Darron Lee, Demone Harris, Anthony Hitchens, Damien Wilson, Frank Clark, Ben Niemann, Reggie Ragland, Ryan Hunter, Stefan Wisniewski, Austin Reiter.

Fifth Row: Mike Pennel, Jackson Barton, Greg Senat, Mitchell Schwartz, Eric Fisher, Nick Allegretti, Martin Rankin, Cam Erving, Laurent Duvernay-Tardif, Andrew Wylie, Felton Davis, Blake Bell, Deon Yelder.

Sixth Row: Offensive Coordinator Eric Bieniemy, Special Teams Coordinator/Assistant Head Coach Dave Toub, Travis Kelce, Emmanuel Ogbah, Derrick Nnadi, Tanoh Kpassagnon, Devaroe Lawrence, Terrell Suggs, Chris Jones, Braxton Hoyett, Alex Okafor, Xavier Williams, Khalel Saunders, Defensive Coordinator Steve Spagnuolo.

Seventh Row: Assistant Offensive Line Coach Corey Matthaei, Tight Ends Coach Tom Melvin, Pass Game Analyst/Assistant Quarterbacks Coach Joe Bleymaier, Wide Receivers Coach Greg Lewis, Special Teams Assistant Coach Rod Wilson, Quarterbacks Coach/Pass Game Coordinator Mike Kafka, Offensive Line Coach Andy Heck, Run Game Coordinator/Defensive Line Coach Brendan Daly, Linebackers Coach Matt House, Defensive Backs/Cornerbacks Coach Sam Madison, Linebackers/Outside Linebackers Coach Britt Reid, Running Backs Coach Deland McCullough, Defensive Backs Coach Dave Merritt, Vice President of Sports Medicine and Performance Rick Burkholder.

Eighth Row: Assistant Equipment Manager Chris Shropshire, Assistant Athletic Trainer Julie Frymyer, Assistant Athletic Trainer Tiffany Morton, Assistant Athletic Trainer David Glover, Assistant Athletic Trainer Evan Craft, Offensive Quality Control Coach David Girardi, Defensive Quality Control Coach Alex Whittingham, Strength and Conditioning Assistant Greg Carbin, Assistant Video Director Ken Radino, Video Assistant Josh Schmidt, Director of Video Operations Pat Brazil, Assistant to the Head Coach Porter Ellett, Strength and Conditioning Coach Barry Rubin, Equipment Director Allen Wright.

Ninth Row: Assistant Equipment Manager Cale Kirby, Defensive Assistant Connor Embree, Video Assistant Holt McKinney, Assistant Equipment Manager Jay White, Assistant Equipment Manager Kyle Crumbaugh, Strength and Conditioning Assistant Travis Crittenden, Defensive Quality Control Terry Bradden, Statistical Analysis Coordinator Mike Frazier, Strength and Conditioning Assistant Ryan Reynolds, Coaching Intern Dan Williams.





2020 AFC DIVISIONAL PLAYOFF GAME

Chiefs 22, Browns 17 January 17, 2021 • Arrowhead Stadium • 16,730



*Reduced capacity due to COVID-19

CLEVELAND 3 0 7 0 — 17
KANSAS CITY 6 13 3 0 — 22

Kansas City entered the 2020 postseason as the AFC's top seed, earning a first-round bye for the third-consecutive year. The Chiefs jumped out to an early 6-0 lead on a 10-play, 75-yard opening drive capped off by a one-yard rushing touchdown by QB Patrick Mahomes.

After a failed PAT attempt, the Browns were able to cut the lead in half on the ensuing possession with a 46-yard field goal by K Cody Parkey. The drive stalled largely due to the first-career postseason sack by Chiefs rookie CB L'Jarius Sneed.

The Kansas City offense continued its hot start with a second-straight 75-yard drive, this time capped off by 20-yard touchdown pass from Mahomes to TE Travis Kelce to give the Chiefs a 13-3 lead.

Chiefs K Harrison Butker was able to convert a 50-yard field goal later in the quarter to extend Kansas City's lead to 13 points with a score of 16-3. The 50-yarder marked the longest field goal in Chiefs postseason history, passing the previous franchise record set by K Cairo Santos.

The Browns looked to gain momentum by making it a one-score game before the half as they marched down the field on the following possession. The drive ended with a huge swing in Kansas City's favor as S Daniel Sorensen made one of the biggest defensive plays of the season for the Chiefs. Mayfield connected with WR Rashard Higgins on a deep pass near the goal line, but as Higgins reached the ball out in attempt to break the plane, Sorensen delivered a strong hit to pop the ball out and force a fumble through the back of the end zone for a touchback and change of possession, preserving the 16-3 lead for the Chiefs.

The Chiefs offense worked efficiently on the next drive, going 70 yards in just over a minute and a half, setting up Butker to tack on another field goal to make the score 19-3 heading into halftime.

The Kansas City defense continued their strong performance after the intermission as S Tyrann Mathieu recorded his first-career postseason interception on the first drive of the second half.

However, just as everything seemed to be going Kansas City's way, the trajectory of the game changed dramatically. After a missed field goal following the interception, Mayfield connected with WR Jarvis Landry on a touchdown pass to cap off a 77-yard drive for the Browns and cut the Chiefs lead to 19-10.

On the ensuing possession for the Chiefs, Mahomes took a hit around the head and neck area with 7:27 remaining in the third quarter. He came up off-balance and was forced to exit for the remainder of the contest as he entered the concussion protocol.

Mahomes was replaced by 35-year-old backup QB Chad Henne who was making his first-career postseason appearance. On Henne's first drive he was able to move the Chiefs into field goal range and allow Butker to convert his third field goal of the day to give Kansas City a 22-10 lead.

The momentum fully swung in Cleveland's direction on the next possession as the Browns put together a long touchdown drive to close out the third quarter. The 18-play drive spanned 75 yards in over eight minutes, ending with RB Kareem Hunt punching it in from three yards out to make it a one-score game, 22-17, going into the final quarter.

Henne was picked off in the end zone by Browns S Karl Joseph on the following drive, setting Cleveland up with a touchback and a chance to take the lead late in the game.

The Kansas City defense stepped up to the plate and came up with a huge stop to preserve the lead and force Cleveland to punt the ball away with just over four minutes remaining in the game.

Henne and the Chiefs offense needed to come up with two first downs on the final drive to ice the game and advance to the AFC Championship Game. After moving the sticks once, Henne was sacked on the second set of downs to set up a 3rd-and-14 at the two-minute warning.

Following the pause in the action, it was Henne's turn to rise to the challenge as he made a play that will be remembered in Chiefs Kingdom forever. As he dropped back to pass on third down, the pocket collapsed and Henne escaped out to the left, scrambling toward the marker and

diving head-first for the line to gain. After a measurement, the ball was marked less than one yard shy of the first down and the Chiefs were faced with a fourth down with 1:14 remaining.

The Chiefs came out in a shotgun formation with three receivers split out wide to the right for the fourth down. After letting the play clock wind down, the ball was snapped and Henne connected with WR Tyreek Hill on a short out-route from the slot, good for five yards and the first down. After that, Henne was able to line up in victory formation and take a knee to send Kansas City into its third-consecutive AFC Championship Game.

Notably, Hill (110) and Kelce (109) both tallied 100+ receiving yards in the game, marking only the second time in franchise history that the Chiefs have had two 100+-yard receivers in a postseason game.

By completing 21-of-30 passes (70.0%) for 255 yards in the game, Mahomes (1,729) passed QB Len Dawson (1,497) for the most postseason passing yards in franchise history. But it was the late-game heroics by Henne that will be remembered and left Mahomes to write on Twitter following the game: "#HenneThingsPossible."

- CHIEFS** — Mahomes, 1-yard run (kick failed, wl) (10-75, 5:49).
- BROWNS** — Parkey, 46-yard field goal (12-47, 6:30).
- CHIEFS** — Kelce, 20-yard pass from Mahomes (Butker kick) (7-75, 3:53).
- CHIEFS** — Butker, 50-yard field goal (13-53, 6:29).
- CHIEFS** — Butker, 28-yard field goal (9-70, 1:32).
- BROWNS** — Landry, 4-yard pass from Mayfield (Parkey kick) (8-77, 4:38).
- CHIEFS** — Butker, 33-yard field goal (11-60, 5:05).
- BROWNS** — Hunt, 3-yard run (Parkey kick) (18-75, 8:17) (8-90, 2:03).

TEAM STATISTICS	BROWNS	CHIEFS
First Downs	21	24
Total Net Yards	308	438
Rushes/Net Yards	22/112	24/123
Net Passing	196	315
Pass Attempts/Completions	37/23	38/27
Had Intercepted	1	1
Times Sacked/Yards	1.0/8.0	1.0/6.0
Punts/Average	2/47.5	0/0.0
Penalties/Yards	3/25	7/55
Fumbles/Lost	1/1	0/0
Possession Time	29:23	30:37

RUSHING

- CHIEFS** — Williams 13-78; Mahomes 3-14, TD; Henne 2-12; Hill 3-9; Bell 2-6; Hardman 1-4.
- BROWNS** — Chubb 13-69; Hunt 6-32, TD; Mayfield 3-11.

RECEIVING

- CHIEFS** — Hill 8-110; Kelce 8-109, TD; Hardman 4-58; Williams 4-16; Pringle 2-14; Robinson 1-14. Bell 2-15, TD; Yelder 1-11; Robinson 1-4.
- BROWNS** — Landry 7-20, TD; Higgins 5-88; Njoku 4-59; Hooper 2-16; Chubb 2-4; Peoples-Jones 1-23; Hunt 1-2; Mayfield 1-(-8).

PASSING

- CHIEFS** — Mahomes 21-30-255, TD, 0 INT; Henne 6-8-66, INT.
- BROWNS** — Mayfield 23-37-204, TD, INT.

INTERCEPTIONS

- CHIEFS** — Mathieu 1-17.
- BROWNS** — Joseph 1-0.

SACKS

- CHIEFS** — Sneed 1.0.
- BROWNS** — Garrett 1.0.

FIELD GOALS

- CHIEFS** — Butker (50) (28) 33LU (33).
- BROWNS** — Parkey (46).





2020 AFC CHAMPIONSHIP GAME

Chiefs 38, Bills 24 January 24, 2021 • Arrowhead Stadium • 16,993



*Reduced capacity due to COVID-19

BUFFALO.....9 3 3 9 — 24
KANSAS CITY.....0 21 10 7 — 38

The Chiefs became the first team in NFL history to host three consecutive AFC Championship Games as they took on the Buffalo Bills in front of their home crowd with a chance to hoist the Lamar Hunt Trophy for the second year in a row. The only other team in NFL history to host three-straight conference championship games were the 2002-04 Philadelphia Eagles, also coached by Head Coach Andy Reid.

The major storyline throughout the week leading up to the game was whether QB Patrick Mahomes would be eligible to play, but he was able to clear the concussion protocol and make the start, becoming the first quarterback in NFL history to start three-consecutive conference championship games in his first four seasons in the league.

The Bills got out to an early lead, with a 51-yard field goal by K Tyler Bass and a three-yard touchdown reception by TE Dawson Knox following a muffed punt by the Chiefs to put Buffalo ahead 9-0.

No strangers to postseason deficits after their Super Bowl run the year before, Kansas City responded on their next drive as WR Mecole Hardman, who had muffed the punt earlier, quickly redeemed himself by taking a 3-yard pass in for the score to cut the lead to 9-7.

After the defense forced a punt, Hardman took a handoff around the left end for 50 yards down the Buffalo 32-yard line. The 50-yard carry marked the longest run from scrimmage in postseason franchise history. This set up a quick scoring drive capped off by a six-yard touchdown run by RB Darrell Williams to put the Chiefs ahead 14-9.

After forcing a three-and-out on the next possession, the Chiefs were able to punch it into the end zone one more time before the half on a one-yard rush by rookie RB Clyde Edwards-Helaire who was returning from a high ankle sprain suffered in Week 15. It was his first-career postseason touchdown. Buffalo responded with a field goal to make the score 21-12 heading into halftime.

After both teams traded field goals to open up the second half, the Chiefs offense continued its hot streak with a quick 75-yard drive ending with a one-yard touchdown reception by TE Travis Kelce. The drive was highlighted by a short pass to WR Tyreek Hill on the second play in which Hill was able to elude several Bills defenders and use a burst of speed to stretch it into a 71-yard gain. The 71-yard reception was the second-longest catch in Chiefs postseason history. Hill finished the game with 172 yards, the most receiving yards by any Chiefs player in postseason history.

A 30-yard interception return by CB Rashad Fenton set up yet another scoring drive for Kansas City, this time closed out with a five-yard pass to Kelce to push the lead to 38-15. With two touchdowns on the day, Kelce increased his career total to nine postseason receiving touchdowns, the most in Chiefs history and the second-most by a tight end in NFL history, trailing only Tampa Bay TE Rob Gronkowski. Kelce finished with 118 yards on 13 receptions, the most receptions by any player in a conference championship game in the Super Bowl era.

The Chiefs defense held the Bills to only nine more in the fourth quarter. Chiefs DE Frank Clark recorded 2.0 sacks in the final quarter, bringing his career postseason total to 10.0 sacks, including a franchise record 7.0 postseason sacks with the Chiefs in just two seasons with the team.

Notably, Chiefs T Eric Fisher suffered a torn achilles tendon in the fourth quarter of the game which would force him to miss the remainder of the postseason.

With a final score of 38-24, Kansas City advanced to the Super Bowl for the fourth time in franchise annals and earned back-to-back appearances for the first time in team history.

With three touchdown passes in the game, Mahomes (17) passed Seahawks QB Russell Wilson (16) for the most postseason passing touchdowns by a player in his first four seasons in NFL history.

The win gave Reid 17 postseason victories on his career, moving him into a tie for fourth place with PFHOF coach Joe Gibbs on the NFL's all-time list.

- BILLS** — Bass, 51-yard field goal (10-42, 3:33).
- BILLS** — Knox, 3-yard pass from Allen (kick failed, hru) (1-3, 0:05).
- CHIEFS** — Hardman, 3-yard pass from Mahomes (Butker kick) (14-80, 6:58).
- CHIEFS** — Williams, 6-yard run (Butker kick) (5-82, 2:51).
- CHIEFS** — Edwards-Helaire, 1-yard run (H.Butker kick) (9-77, 4:19).
- BILLS** — Bass, 20-yard field goal (12-73, 4:01).
- CHIEFS** — Butker, 45-yard field goal (10-48, 4:12).
- BILLS** — Bass, 27-yard field goal (10-67, 4:59).
- CHIEFS** — Kelce, 1-yard pass from Mahomes (Butker kick) (4-75, 2:20).
- CHIEFS** — Kelce, 5-yard pass from Mahomes (Butker kick) (11-58, 5:35).
- BILLS** — McKenzie, 6-yard pass from Allen (pass failed) (10-75, 3:28).
- BILLS** — Bass, 51-yard field goal (5-16, 0:54).

TEAM STATISTICS	BILLS	CHIEFS
First Downs	24	29
Total Net Yards	363	439
Rushes/Net Yards	18/129	25/114
Net Passing	234	325
Pass Completions/Attempts	28/48	29/38
Had Intercepted	1	0
Times Sacked/Yards	4/53	1/0
Punts/Average	3/49.3	1/44.0
Penalties/Yards	4/38	3/32
Fumbles/Lost	0/0	1/1
Possession Time	28:51	31:09

RUSHING

- CHIEFS** — Williams 13-52, TD; Hardman 1-50; Edwards-Helaire 6-7, TD; Mahomes 5-5.
- BILLS** — Allen 7-88; Singletary 6-17; Yeldon 3-15; McKenzie 2-9.

RECEIVING

- CHIEFS** — Kelce 13-118, 2 TDs; Hill 9-172; Pringle 3-22; Hardman 2-4, TD; Williams 1-9; Edwards-Helaire 1-0.
- BILLS** — Beasley 7-88; Diggs 6-77; Knox 6-42, TD; Yeldon 4-41; Brown 2-24; Singletary 2-9; McKenzie 1-6, TD.

PASSING

- CHIEFS** — Mahomes 29-38-325, 3 TDs, 0 INT.
- BILLS** — Allen 28-48-287, 2 TDs, INT.

INTERCEPTIONS

- CHIEFS** — Fenton 1-30.
- BILLS** — None.

SACKS

- CHIEFS** — Clark 2.0; Kpassagnon 1.0; Sneed 1.0.
- BILLS** — Hughes 1.0-0.

FIELD GOALS

- CHIEFS** — Butker (45).
- BILLS** — Bass (51) (20) (27) (51).





SUPER BOWL LV

Buccaneers 31, Chiefs 9

February 7, 2021 • Raymond James Stadium • 24,835



*Reduced capacity due to COVID-19

KANSAS CITY 3 3 3 0 — 9
TAMPA BAY 7 14 10 0 — 31

The Chiefs faced off with the Tampa Bay Buccaneers in Super Bowl LV in a rematch of a Week 12 contest in the regular season that the Chiefs won 27-24. With the game being held at Raymond James Stadium in Tampa, Fla., home to the Buccaneers, it marked the first time in NFL history that a team would play a Super Bowl in its home stadium.

Entering the game with a record of 16-2 (regular and postseason), the Chiefs stellar season would come to a disappointing close as Tampa Bay controlled the contest from nearly start to finish.

It was a defensive start to the game with both teams trading punts on the first three drives. On Tampa Bay's second drive, Chiefs DE Frank Clark notched his third sack of the 2020 postseason by taking down Buccaneers QB Tom Brady for a loss of six yards to force a fourth down. This brought Clark's total to 11.0 career postseason sacks and 8.0 postseason sacks since joining the Chiefs, the most in franchise history. On the ensuing possession, the Chiefs were finally able to put points on the board with a 49-yard field goal by K Harrison Butker to take a 3-0 lead.

The Buccaneers responded with a touchdown on the next possession, capped off by an 8-yard pass from Brady to TE Rob Gronkowski to put them ahead 7-3 at the end of the first quarter.

The Bucs opened up the lead in the second quarter. Butker converted another field goal for Kansas City, but Tampa Bay answered with two more touchdowns on a 17-yard pass to Gronkowski and one-yard pass to WR Antonio Brown to make the score 21-6 at halftime.

Third quarter opened with a 52-yard Butker field goal, marking the longest made field goal in Chiefs postseason history, topping the previous franchise-long kick of 50 yards, which Butker set in the 2020 AFC Divisional matchup against the Cleveland Browns. But field goals wouldn't be enough as the Bucs came back with another touchdown and a field goal to increase their lead to 31-9, which would ultimately be the final score.

Although Kansas City was denied in its attempt to become the first team since the 2003-04 Patriots to win back-to-back Super Bowls, several Chiefs still made history in the contest.

For the third-consecutive postseason game, Chiefs TE Travis Kelce tallied 100+ receiving yards, recording 133 yards in Super Bowl LV. Kelce became the first TE in NFL history to record three-consecutive 100-yard games in a single postseason. He joined Arizona WR Larry Fitzgerald, who recorded four-consecutive 100-yard games in the 2008 postseason, as the only the only two players in NFL history with at least three-consecutive 100-yard games in the same postseason. Kelce's six career 100-yard receiving games in the postseason are the most in franchise history.

Furthermore, with 10 receptions in Super Bowl LV, Kelce set the NFL record for the most receptions by any player in a single postseason with 31. He passed Cardinals WR Larry Fitzgerald who recorded 30 receptions during the 2008 postseason. The previous high mark by a tight end was 22 receptions, set by Cincinnati TE Dan Ross in the 1981 postseason.

With his start in Super Bowl LV, Chiefs QB Patrick Mahomes became the youngest quarterback in NFL history (25 years and 143 days old) to start in two Super Bowls, surpassing Seattle's Russell Wilson, who was 26 years and 64 days old at the time of his second Super Bowl start (SB XLIX). Mahomes and Brady (43 years, 188 days old) had the largest age differential (18 years, 45 days) between opposing starting quarterbacks in Super Bowl history.

By completing 26 passes for 270 yards in Super Bowl LV, Mahomes brought his totals to 191 completions for 2,324 yards in his postseason career. He passed Seattle QB Russell Wilson (167) and PFHOF QB Kurt Warner (169) for most postseason completions in a quarterback's first four seasons and moved past Warner (2,221) for second-most postseason passing yards by a quarterback in their first four seasons.

With his appearance in Super Bowl LV, Chiefs FB Anthony Sherman recorded his 13th postseason game with Kansas City, passing P Dustin Colquitt (12) for the most games played in the postseason by any player in franchise history.

- CHIEFS** — Butker, 49-yard field goal (8-31, 3:23).
- BUCS** — Gronkowski, 8-yard pass from Brady (Succop kick) (8-75, 4:33) .
- BUCS** — Gronkowski, 17-yard pass from Brady (Succop kick) (6-38, 2:58).
- CHIEFS** — Butker, 34-yard field goal (10-61, 5:04).
- BUCS** — Brown, 1-yard pass from Brady (Succop kick) (5-71, 0:55).
- CHIEFS** — Butker, 52-yard field goal (7-47, 3:34).
- BUCS** — Fournette, 27-yard run (Succop kick) (6-74, 3:41).
- BUCS** — Succop, 52-yard field goal (8-11, 3:34).

TEAM STATISTICS	BUCCANEERS	CHIEFS
First Downs	26	22
Total Net Yards	340	350
Rushes/Net Yards	33/145	17/107
Net Passing	195	243
Pass Completions/Attempts	21/29	26/49
Had Intercepted	0	2
Times Sacked/Yards	1/6	3/27
Punts/Average	4/37.5	3/35.7
Penalties/Yards	4/39	11/120
Fumbles/Lost	1/0	1/0
Possession Time	31:23	28:37

RUSHING

- CHIEFS** — Edwards-Helaire 9-64; Mahomes 5-33; Williams Hill 1-5.
- BUCS** — Fournette 16-89, TD; Jones 12-61; Brady 4-(-2); Miller 1-(-3).

RECEIVING

- CHIEFS** — Kelce 10-133; Hill 7-73; Edwards-Helaire 2-23; Williams 2-10; Hardman 2-4; Watkins 1-13; Robinson 1-11; Pringle 1-3.
- BUCS** — Gronkowski 6-67, 2 TDs; Brown 5-22, TD; Fournette 4-46; Brate 3-26; Godwin 2-9; Evans 1-31.

PASSING

- CHIEFS** — Mahomes 26-49-270, 2 INTs.
- BUCS** — Brady 21-29-201, 3 TDs, 0 INT.

INTERCEPTIONS

- CHIEFS** — None.
- BUCS** — Winfield 1-0; White 1-0.

SACKS

- CHIEFS** — Clark 1.0.
- BUCS** — Suh 1.5; Barrett 1.0; Gill 0.5.

FIELD GOALS

- CHIEFS** — Butker (49) (34) (52).
- BUCS** — Succop (52).



K Harrison Butker converts one of his three field goals during Super Bowl LV while P Tommy Townsend holds.





2021 AFC Wild Card Playoff Game

Chiefs 42, Steelers 21

January 16, 2022 • GEHA Field at Arrowhead Stadium • 73,253



PITTSBURGH 0 7 7 7 — 21
KANSAS CITY 0 21 14 7 — 42

Following Kansas City's sixth-consecutive AFC West Title, the Chiefs hosted the Pittsburgh Steelers in a primetime Super Wild Card Weekend showdown on NBC's Sunday Night Football. The game marked Pittsburgh's second trip to GEHA Field at Arrowhead Stadium in three weeks as it was a rematch of a Week 16 regular season matchup, which the Chiefs won, 36-10.

Both offenses sputtered at the start of the game as the two teams combined for seven punts in the first quarter, along with an interception by Chiefs QB Patrick Mahomes.

Kansas City looked for a spark by turning to the Wildcat formation on the first drive of the second quarter with a direct snap to WR Mecole Hardman. However, the offensive woes continued as a handoff between WR Mecole Hardman and RB Darrel Williams was fumbled and then recovered by Steelers DE T.J. Watt and returned 26 yards for the first score of the game.

After the Steelers capitalized on the Chiefs miscue, Kansas City rattled off five straight touchdowns - all coming on passes from QB Patrick Mahomes. RB Jerick McKinnon and WR Byron Pringle each recorded touchdown receptions, and Mahomes connected with TE Travis Kelce for a 48-yard catch-and-run touchdown with less than 15 seconds left in the first half to take a 21-7 lead into the break.

The offense picked up where it left off in the third quarter with Mahomes finding G Nick Allegretti for a one-yard touchdown pass on a tackle-eligible play. On Pittsburgh's first play from scrimmage after the touchdown, Chiefs LB Willie Gay forced a RB Najee Harris fumble that was recovered by Chiefs DE Frank Clark. Two plays later, Mahomes connected with WR Tyreek Hill on a 31-yard touchdown pass to go up 35-7.

Pittsburgh would tally its first offensive touchdown of the day on a 13-yard pass from QB Ben Roethlisberger to WR Diontae Johnson to cap its longest drive of the day - a 10-play, 75-yard scoring effort. Kansas City answered with another highlight play as Kelce took a direct snap and found Pringle in the end zone for a one-yard touchdown, marking the Kansas State product's second touchdown reception of the game to extend the lead to 42-14.

Pittsburgh would add a fourth-quarter touchdown on a 15-yard pass from Roethlisberger to WR James Washington to narrow the final score gap to 42-21. Kansas City's second win against the Steelers in three weeks set up another 2021 rematch in the AFC Divisional Round as the Chiefs would play host to the Buffalo Bills for the second time in 2021.

The AFC Wild Card Game would prove to be the final professional game of Roethlisberger's 18-year career as he announced his retirement from the NFL less than two weeks after the playoff game in Kansas City.



QB Patrick Mahomes and QB Ben Roethlisberger meet postgame after what would become Roethlisberger's final NFL game after an 18-year career in Pittsburgh.

- STEELERS** — Watt, 26-yard fumble return (Boswell kick).
- CHIEFS** — McKinnon, 4-yard pass from Mahomes (Butker kick) (8-76, 4:56).
- CHIEFS** — Pringle, 12-yard pass from Mahomes (Butker kick) (7-74, 2:43).
- CHIEFS** — Kelce, 48-yard pass from Mahomes (Butker kick) (6-80, 0:39).
- CHIEFS** — Allegretti, 1-yard pass from Mahomes (Butker kick) (9-68, 4:47).
- CHIEFS** — Hill, 31-yard pass from Mahomes (Butker kick) (2-29, 0:42).
- STEELERS** — Johnson, 13-yard pass from Roethlisberger (Boswell kick) (10-75, 5:04).
- CHIEFS** — Pringle, 2-yard pass from Kelce (Butker kick) (9-75, 4:57).
- STEELERS** — Washington, 15-yard pass from Roethlisberger (Boswell kick) (15-75, 6:37).

TEAM STATISTICS	STEELERS	CHIEFS
First Downs	19	26
Total Net Yards	257	478
Rushes/Net Yards	20/56	22/106
Net Passing	201	372
Pass Attempts/Completions	44/29	40/31
Had Intercepted	0	1
Times Sacked/Yards	2/14	3/34
Punts/Average	7/49.7	4/34.5
Penalties/Yards	4/45	3/25
Fumbles/Lost	2/1	2/1
Possession Time	30:00	30:00

RUSHING

- CHIEFS** — McKinnon 12-61; Mahomes 3-29; Hardman 2-6; Williams 1-4; Gore 3-3; Burton 1-3.
- STEELERS** — Harris 12-29; Snell 2-15; Ballage 4-13; Roethlisberger 2-(-1).

RECEIVING

- CHIEFS** — Kelce 5-108, TD; McKinnon 6-81, TD; Robinson 4-76; Hill 5-57, TD; Hardman 4-43; Pringle 5-37, 2 TDs; Bell 1-3; Allegretti 1-1, TD.
- STEELERS** — Washington 2-37, TD; Johnson 5-34, TD; Gentry 4-33; Smith-Schuster 5-26; Freiermuth 4-25; Claypool 3-25; McCloud 2-20; Snell 2-16; Harris 2-(-1).

PASSING

- CHIEFS** — Mahomes 30-39-404, 5 TDs, INT; Kelce 1-1-2, TD, 0 INT.
- STEELERS** — Roethlisberger 29-44-215, 2 TDs, 0 INT.

INTERCEPTIONS

- CHIEFS** — None.
- STEELERS** — Bush 1-10.

SACKS

- CHIEFS** — Danna 1.0; Wharton 1.0.
- STEELERS** — Adams 1.0; Highsmith 1.0; Watt 1.0.

FIELD GOALS

- CHIEFS** — None.
- STEELERS** — None.





2021 AFC Divisional Playoff Game

Chiefs 42, Bills 36 (OT)



January 23, 2022 • GEHA Field at Arrowhead Stadium • 73,242

BUFFALO 7 7 7 15 0 — 36
KANSAS CITY 7 7 9 13 6 — 42

The 2021 AFC Divisional Round matchup against Buffalo was a rematch of the 2020 AFC Championship Game that propelled the Chiefs to a spot in Super Bowl LV, and it was also a rematch from Week 5 of the 2021 regular season in which the Bills handed Kansas City a 38-20 loss. The storylines around the game made it one of the most highly anticipated matchups of the entire season.

Buffalo opened the game with a 13-play, 71-yard drive that saw the Bills convert two fourth-down attempts, including a one-yard TD rush by RB Devin Singletary to get out to an early 7-0 lead. Kansas City would quickly answer with an eight-yard TD rush by QB Patrick Mahomes to cap an 11-play, 74-yard drive. The clubs traded second-quarter touchdowns as Mahomes found WR Byron Pringle for a two-yard score, and Buffalo QB Josh Allen answered on the next drive with an 18-yard touchdown pass to WR Gabriel Davis to knot the game at 14-14 at halftime.

Kansas City jumped out to a two-score lead in the third quarter on a 39-yard K Harrison Butker field goal and a 25-yard jet sweep touchdown rush by WR Mecole Hardman, although Butker's PAT bounced off the left upright. Allen and the Bills wasted no time answering as Allen connected with Davis for a 75-yard touchdown to narrow the Chiefs lead to 23-21 entering the fourth quarter.

The game's fourth quarter alone lived up to the hype generated prior to the game as the teams combined for an explosion of 28 fourth-quarter points. Butker converted a 28-yard field goal to start the scoring, and Allen connected with Davis for a 27-yard touchdown to cap a 17-play, 75-yard drive that took more than seven minutes off the clock, giving the Bills the 29-26 lead with less than two minutes remaining. Kansas City retook a 33-29 lead after a five-play, 75-yard drive that lasted 52 seconds and was capped by a 64-yard pass to WR Tyreek Hill. Allen led the Bills down the field in short order, finding Davis for his NFL-postseason record fourth touchdown reception of the game, this time a 19-yarder that put the Bills up 36-33 with just 13 seconds left on the clock. What happened in those ensuing 13 seconds is now etched in franchise lore as Mahomes first found Hill for 19 yards before taking a timeout with eight seconds left. Mahomes then found TE Travis Kelce for a 25-yard gain, followed by another timeout with three seconds left. That set up a game-tying 49-yard field goal from Butker to push the game into overtime.

Kansas City won the overtime coin toss and never looked back as the Chiefs marched down the field in seven plays and found themselves in a first-and-goal situation. On the next play, Mahomes found Kelce for the game-winning eight-yard touchdown to win 42-36 and advance to the club's fourth-consecutive home AFC Championship Game, just the seventh team in NFL history to reach four straight conference title games, but the first team to host four consecutive conference title tilts.

The win gave the Chiefs a franchise record six consecutive home postseason victories, tying for the 10th-longest home winning streak in the NFL dating back to 1970.



TE Travis Kelce hauls in the game-winning eight-yard TD pass to send Kansas City to its fourth consecutive home AFC Championship Game.

- BILLS** — Singletary, 1-yard run (Bass kick) (13-71, 6:57).
- CHIEFS** — Mahomes, 8-yard run (Butker kick) (11-74, 5:37).
- CHIEFS** — Pringle, 2-yard pass from Mahomes (Butker kick) (12-86, 6:51).
- BILLS** — Davis, 18-yard pass from Allen (Bass kick) (7-75, 1:15).
- CHIEFS** — Butker, 39-yard FG (13-54, 7:59).
- CHIEFS** — Hardman, 25-yard run (kick failed, hlu) (5-61, 2:43).
- BILLS** — Davis, 75-yard pass from Allen (Bass kick) (1-75, 0:10).
- CHIEFS** — Butker, 28-yard FG (4-6, 2:33).
- BILLS** — Davis, 27-yard pass from Allen (Allen-Diggs pass) (17-75, 7:01).
- CHIEFS** — Hill, 64-yard pass from Mahomes (Butker kick) (5-75, 0:52).
- BILLS** — Davis, 19-yard pass from Allen (Bass kick) (6-75, 0:49).
- CHIEFS** — Butker, 49-yard FG (3-44, 0:13).
- CHIEFS** — Kelce, 8-yard pass from Mahomes (8-75, 4:15).

TEAM STATISTICS	BILLS	CHIEFS
First Downs	23	30
Total Net Yards	422	552
Rushes/Net Yards	24/109	27/182
Net Passing	313	370
Pass Attempts/Completions	37/27	44/33
Had Intercepted	0	0
Times Sacked/Yards	2/16	2/8
Punts/Average	4/43.8	2/44.0
Penalties/Yards	3/15	1/10
Fumbles/Lost	1/0	1/0
Possession Time	27:37	36:38

RUSHING

- CHIEFS** — Mahomes 7-69, TD; Edwards-Helaire 7-60; Hardman 2-31, TD; McKinnon 10-24; Hill 1-(-2).
- BILLS** — Allen 11-68; Singletary 10-26, TD; McKenzie 3-15.

RECEIVING

- CHIEFS** — Hill 11-150, TD; Kelce 8-96, TD; McKinnon 5-54; Pringle 5-29, TD; Hardman 1-26; Gray 2-14; Edwards-Helaire 1-9.
- BILLS** — Davis 8-201, 4 TDs; Beasley 6-60; Singletary 4-25; Sanders 1-16; Knox 2-9; Gilliam 2-8; Diggs 3-7; McKenzie 1-3.

PASSING

- CHIEFS** — Mahomes 33-44-378, 3 TDs, 0 INT.
- BILLS** — Allen 27-37-329, 4 TDs, 0 INT.

INTERCEPTIONS

- CHIEFS** — None.
- BILLS** — None.

SACKS

- CHIEFS** — Reed 1.0; Ingram 1.0.
- BILLS** — Johnson 1.0, Oliver 1.0.

FIELD GOALS

- CHIEFS** — Butker 50RU (39) (28) (49).
- BILLS** — None.





2021 AFC Championship Game

Bengals 27, Chiefs 24 (OT)

January 30, 2022 • GEHA Field at Arrowhead Stadium • 73,377



CINCINNATI **3 7 11 3 3 —27**
KANSAS CITY **7 14 0 3 0 —24**

The Kansas City Chiefs made history as the first team in NFL annals to host four consecutive conference championship home games when the franchise welcomed the Cincinnati Bengals to GEHA Field at Arrowhead Stadium.

The Kansas City defense opened the game by forcing a quick three-and-out against the Bengals, and converted that into points behind an 11-play, 84-yard drive that was capped by a 10-yard touchdown pass from QB Patrick Mahomes to WR Tyreek Hill, putting the Chiefs up 7-0. Cincinnati would answer with a 14-play drive of its own that resulted in a 32-yard field goal from rookie K Evan McPherson.

Mahomes then quickly found WR Mecole Hardman for a 44-yard connection, eventually setting up a five-yard touchdown pass to TE Travis Kelce to extend Kansas City's lead to 14-3. After forcing another Bengals punt, Kansas City added to its lead on a three-yard touchdown pass from Mahomes to Hardman to go up 21-3. The Bengals narrowed the gap before halftime as QB Joe Burrow connected with RB Samaje Perine for a 41-yard catch-and-run touchdown with less than two minutes to go in the first half of the game. Kansas City would push down the field in the waning moments of the first half, but were stopped at the goal line attempting to extend the lead with a touchdown with just five seconds left in the first half.

The two teams traded punts to open the third quarter before McPherson connected on a 31-yard field goal for the Bengals. After a Mahomes' interception early on the ensuing drive, Cincinnati converted the turnover into points as Burrow found rookie WR Ja'Marr Chase for a two-yard touchdown, and with a successful two-point conversion pass, the Bengals pulled even at 21-21 heading into the fourth quarter.

Kansas City was forced to punt, but immediately got the ball back as rookie CB L'Jarius Sneed intercepted Burrow near midfield. The Chiefs offense could not capitalize on the turnover though and punted the ball back to the Bengals. Cincinnati then used 11 plays to cover 46 yards and took a 24-21 lead on a 52-yard McPherson field goal with just over six minutes remaining in the game.

Kansas City covered 49 yards in 14 plays, including converting two separate third downs before K Harrison Butker connected on a 44-yard field goal as time expired to send the game into overtime tied at 24-24.

After winning the coin toss, Kansas City's only drive of overtime stalled when a Mahomes' pass intended for Hill on 3rd and 10 was tipped and intercepted near midfield. Cincinnati then used nine plays to cover 42 yards and converted a 31-yard field goal from McPherson on 3rd and 11 to thwart Kansas City's bid for a third-straight trip to the Super Bowl.

- CHIEFS** — Hill, 10-yard pass from Mahomes (Butker kick) (11-84, 6:09).
- BENGALS** — McPherson, 32-yard FG (14-61, 6:41).
- CHIEFS** — Kelce, 5-yard pass from Mahomes (Butker kick) (7-75, 3:22).
- CHIEFS** — Hardman, 3-yard pass from Mahomes (Butker kick) (8-72, 4:56).
- BENGALS** — Perine, 41-yard pass from Burrow (McPherson kick) (7-70, 3:59).
- BENGALS** — McPherson, 31-yard FG (11-52, 5:42).
- BENGALS** — Chase, 2-yard pass from Burrow (Burrow-Taylor pass) (5-27, 2:04).
- BENGALS** — McPherson, 52-yard FG (11-46, 6:23).
- CHIEFS** — Butker, 44-yard FG (14-49, 6:04).
- BENGALS** — McPherson, 31-yard FG (9-42, 5:24).

TEAM STATISTICS	BENGALS	CHIEFS
First Downs	21	24
Total Net Yards	359	375
Rushes/Net Yards	27/116	24/139
Net Passing	243	236
Pass Attempts/Completions	38/23	39/26
Had Intercepted	1	2
Times Sacked/Yards	1/7	4/39
Punts/Average	3/40.3	4/52.3
Penalties/Yards	4/30	2/11
Fumbles/Lost	0/0	2/0
Possession Time	35:56	29:42

RUSHING

- CHIEFS** — McKinnon 12-65; Edwards-Helaire 6-36; Mahomes 3-19; Hardman 2-18; Burton 1-1.
- BENGALS** — Mixon 21-88; Burrow 5-25; Chase 1-3.

RECEIVING

- CHIEFS** — Kelce 10-95, TD; Hill 7-78, TD; Hardman 3-52, TD; McKinnon 3-30; Pringle 2-16; Edwards-Helaire 1-4.
- BENGALS** — Higgins 6-103; Chase 6-54, TD; Perine 3-43, TD; Mixon 3-27; Boyd 4-19; Sample 1-4.

PASSING

- CHIEFS** — Mahomes 26-39-275, 3 TDs, 2 INTs.
- BENGALS** — Burrow 23-38-250, 2 TDs, INT.

INTERCEPTIONS

- CHIEFS** — Sneed 1-0.
- BENGALS** — Bell 1-5; Hill 1-3.

SACKS

- CHIEFS** — Ingram 1.0.
- BENGALS** — Hubbard 2.0; Hendrickson 1.5; Hill 0.5.

FIELD GOALS

- CHIEFS** — Butker (44).
- BENGALS** — McPherson (32) (31) (52) (31).



WR Tyreek Hill opened the game's scoring with a 10-yard touchdown reception.





AFC CHAMPIONSHIP GAME RESULTS



SEASON	DATE	RESULT	SITE
1960	1-1-61	Houston 24, L.A. Chargers 16	Houston
1961	12-24-61	Houston 10, San Diego 3	San Diego
1962	12-23-62	Dallas 20, Houston 17**	Houston
1963	1-5-64	San Diego 51, Boston 10	San Diego
1964	12-26-64	Buffalo 20, San Diego 7	Buffalo
1965	12-26-65	Buffalo 23, San Diego 0	San Diego
1966	1-1-67	Kansas City 31, Buffalo 7	Buffalo
1967	12-31-67	Oakland 40, Houston 7	Oakland
1968	12-29-68	N.Y. Jets 27, Oakland 23	New York
1969	1-4-70	Kansas City 17, Oakland 7	Oakland
1970	1-3-71	Baltimore 27, Oakland 17	Baltimore
1971	1-2-72	Miami 21, Baltimore 0	Miami
1972	12-31-72	Miami 21, Pittsburgh 17	Pittsburgh
1973	12-30-73	Miami 27, Oakland 10	Miami
1974	12-29-74	Pittsburgh 24, Oakland 13	Oakland
1975	1-4-76	Pittsburgh 16, Oakland 10	Pittsburgh
1976	12-26-76	Oakland 24, Pittsburgh 7	Oakland
1977	1-1-78	Denver 20, Oakland 17	Denver
1978	1-7-79	Pittsburgh 34, Houston 5	Pittsburgh
1979	1-6-80	Pittsburgh 27, Houston 13	Pittsburgh
1980	1-11-81	Oakland 34, San Diego 27	San Diego
1981	1-10-82	Cincinnati 27, San Diego 7	Cincinnati
1982	1-23-83	Miami 14, N.Y. Jets 0	Miami
1983	1-8-84	L.A. Raiders 30, Seattle 14	Los Angeles
1984	1-6-85	Miami 45, Pittsburgh 28	Miami
1985	1-12-86	New England 31, Miami 14	Miami
1986	1-11-87	Denver 23, Cleveland 20*	Cleveland
1987	1-17-88	Denver 38, Cleveland 33	Denver
1988	1-8-89	Cincinnati 21, Buffalo 10	Cincinnati
1989	1-14-90	Denver 37, Cleveland 21	Denver
1990	1-20-91	Buffalo 51, L.A. Raiders 3	Buffalo
1991	1-12-92	Buffalo 10, Denver 7	Buffalo
1992	1-17-93	Buffalo 29, Miami 10	Miami
1993	1-23-94	Buffalo 30, Kansas City 13	Buffalo
1994	1-15-95	San Diego 17, Pittsburgh 13	Pittsburgh
1995	1-14-96	Pittsburgh 20, Indianapolis 16	Pittsburgh
1996	1-12-97	New England 20, Jacksonville 6	New England
1997	1-11-98	Denver 24, Pittsburgh 21	Pittsburgh
1998	1-17-99	Denver 23, N.Y. Jets 10	Denver
1999	1-23-00	Tennessee 33, Jacksonville 14	Jacksonville
2000	1-14-01	Baltimore 16, Oakland 3	Oakland
2001	1-27-02	New England 24, Pittsburgh 17	Pittsburgh
2002	1-19-03	Oakland 41, Tennessee 24	Oakland
2003	1-18-04	New England 24, Indianapolis 14	New England
2004	1-23-05	New England 41, Pittsburgh 27	Pittsburgh
2005	1-22-06	Pittsburgh 34, Denver 17	Denver
2006	1-21-07	Indianapolis 38, New England 34	Indianapolis
2007	1-20-08	New England 21, San Diego 12	New England
2008	1-18-09	Pittsburgh 23, Baltimore 14	Pittsburgh
2009	1-24-10	Indianapolis 30, N.Y. Jets 17	Indianapolis
2010	1-23-11	Pittsburgh 24, N.Y. Jets 19	Pittsburgh
2011	1-22-12	New England 23, Baltimore 20	New England
2012	1-20-13	Baltimore 28, New England 13	New England
2013	1-19-14	Denver 26, New England 16	Denver
2014	1-18-15	New England 45, Indianapolis 7	New England
2015	1-24-16	Denver 20, New England 18	Denver
2016	1-22-17	New England 36, Pittsburgh 17	New England
2017	1-21-18	New England 24, Jacksonville 20	New England
2018	1-20-19	New England 37, Kansas City 31*	Kansas City
2019	1-19-20	Kansas City 35, Tennessee 24	Kansas City
2020	1-24-21	Kansas City 38, Buffalo 24	Kansas City
2021	1-30-22	Cincinnati 27, Kansas City 24*	Kansas City

* Overtime

** Double Overtime

Note: Includes AFL Championship Games, 1960-69





NFC CHAMPIONSHIP GAME RESULTS



SEASON	DATE	RESULT	SITE
1960	12-26-60	Philadelphia 17, Green Bay 13	Philadelphia
1961	12-31-61	Green Bay 37, New York 0	Green Bay
1962	12-30-62	Green Bay 16, New York 7	New York
1963	12-29-63	Chicago 14, New York 10	Chicago
1964	12-27-64	Cleveland 27, Baltimore 0	Cleveland
1965	1-2-66	Green Bay 23, Cleveland 12	Green Bay
1966	1-1-67	Green Bay 34, Dallas 27	Dallas
1967	12-31-67	Green Bay 21, Dallas 17	Green Bay
1968	12-29-68	Baltimore 34, Cleveland 0	Cleveland
1969	1-4-70	Minnesota 27, Cleveland 7	Minnesota
1970	1-3-71	Dallas 17, San Francisco 10	San Francisco
1971	1-2-72	Dallas 14, San Francisco 3	Dallas
1972	12-31-72	Washington 26, Dallas 3	Washington
1973	12-30-73	Minnesota 27, Dallas 10	Dallas
1974	12-29-74	Minnesota 14, Los Angeles 10	Minnesota
1975	1-4-76	Dallas 37, Los Angeles 7	Los Angeles
1976	12-26-76	Minnesota 24, Los Angeles 13	Minnesota
1977	1-1-78	Dallas 23, Minnesota 6	Dallas
1978	1-7-79	Dallas 28, Los Angeles 0	Los Angeles
1979	1-6-80	Los Angeles 9, Tampa Bay 0	Tampa Bay
1980	1-11-81	Philadelphia 20, Dallas 7	Philadelphia
1981	1-10-82	San Francisco 28, Dallas 27	San Francisco
1982	1-22-83	Washington 31, Dallas 17	Washington
1983	1-8-84	Washington 24, San Francisco 21	Washington
1984	1-6-85	San Francisco 23, Chicago 0	San Francisco
1985	1-12-86	Chicago 24, L.A. Rams 0	Chicago
1986	1-11-87	N.Y. Giants 17, Washington 0	East Rutherford
1987	1-17-88	Washington 17, Minnesota 10	Washington
1988	1-8-89	San Francisco 28, Chicago 3	Chicago
1989	1-14-90	San Francisco 30, L.A. Rams 3	San Francisco
1990	1-20-91	N.Y. Giants 15, San Francisco 13	San Francisco
1991	1-12-92	Washington 41, Detroit 10	Washington
1992	1-17-93	Dallas 30, San Francisco 20	San Francisco
1993	1-23-94	Dallas 38, San Francisco 21	Dallas
1994	1-5-95	San Francisco 38, Dallas 28	San Francisco
1995	1-14-96	Dallas 38, Green Bay 27	Dallas
1996	1-12-97	Green Bay 30, Carolina 13	Green Bay
1997	1-11-98	Green Bay 23, San Francisco 10	San Francisco
1998	1-17-99	Atlanta 30, Minnesota 27*	Minnesota
1999	1-23-00	St. Louis 11, Tampa Bay 6	St. Louis
2000	1-14-01	N.Y. Giants 41, Minnesota 0	East Rutherford
2001	1-27-02	St. Louis 29, Philadelphia 24	St. Louis
2002	1-19-03	Tampa Bay 27, Philadelphia 10	Philadelphia
2003	1-18-04	Carolina 14, Philadelphia 3	Philadelphia
2004	1-23-05	Philadelphia 27, Atlanta 10	Philadelphia
2005	1-22-06	Seattle 34, Carolina 14	Seattle
2006	1-21-07	Chicago 39, New Orleans 14	Chicago
2007	1-20-08	N.Y. Giants 23, Green Bay 20*	Green Bay
2008	1-18-09	Arizona 32, Philadelphia 25	Arizona
2009	1-24-10	New Orleans 31, Minnesota 28*	New Orleans
2010	1-23-11	Green Bay 21, Chicago 14	Chicago
2011	1-22-12	N.Y. Giants 20, San Francisco 17	San Francisco
2012	1-20-13	San Francisco 28, Atlanta 24	Atlanta
2013	1-19-14	Seattle 23, San Francisco 17	Seattle
2014	1-18-15	Seattle 28, Green Bay 22*	Seattle
2015	1-24-16	Carolina 49, Arizona 15	Carolina
2016	1-22-17	Atlanta 44, Green Bay 21	Atlanta
2017	1-21-18	Philadelphia 38, Minnesota 7	Philadelphia
2018	1-20-19	L.A. Rams 26, New Orleans 23	New Orleans
2019	1-19-20	San Francisco 37, Green Bay 20	San Francisco
2020	1-24-21	Tampa Bay 31, Green Bay 26	Green Bay
2021	1-30-22	L.A. Rams 20, San Francisco 17	Los Angeles

*** Overtime**

Note: Includes NFL Championship Games, 1960-69





SUPER BOWL RESULTS



SUPER BOWL	DATE	RESULT	SITE
I	1-15-67	Green Bay 35, Kansas City 10	Los Angeles
II	1-14-68	Green Bay 33, Oakland 14	Miami
III	1-12-69	N.Y. Jets 16, Baltimore 7	Miami
IV	1-11-70	Kansas City 23, Minnesota 7	New Orleans
V	1-17-71	Baltimore 16, Dallas 13	Miami
VI	1-16-72	Dallas 24, Miami 3	New Orleans
VII	1-14-73	Miami 14, Washington 7	Los Angeles
VIII	1-13-74	Miami 24, Minnesota 7	Houston
IX	1-12-75	Pittsburgh 16, Minnesota 6	New Orleans
X	1-18-76	Pittsburgh 21, Dallas 17	Miami
XI	1-9-77	Oakland 32, Minnesota 14	Pasadena
XII	1-15-78	Dallas 27, Denver 10	New Orleans
XIII	1-21-79	Pittsburgh 35, Dallas 31	Miami
XIV	1-20-80	Pittsburgh 31, Los Angeles 19	Pasadena
XV	1-25-81	Oakland 27, Philadelphia 10	New Orleans
XVI	1-24-82	San Francisco 26, Cincinnati 21	Pontiac
XVII	1-30-83	Washington 27, Miami 17	Pasadena
XVIII	1-22-84	L.A. Raiders 38, Washington 9	Tampa
XIX	1-20-85	San Francisco 38, Miami 16	Stanford
XX	1-26-86	Chicago 46, New England 10	New Orleans
XXI	1-25-87	N.Y. Giants 39, Denver 20	Pasadena
XXII	1-31-88	Washington 42, Denver 10	San Diego
XXIII	1-22-89	San Francisco 20, Cincinnati 16	Miami
XXIV	1-28-90	San Francisco 55, Denver 10	New Orleans
XXV	1-27-91	N.Y. Giants 20, Buffalo 19	Tampa
XXVI	1-26-92	Washington 37, Buffalo 24	Minneapolis
XXVII	1-31-93	Dallas 52, Buffalo 17	Pasadena
XXVIII	1-30-94	Dallas 30, Buffalo 13	Atlanta
XXIX	1-29-95	San Francisco 49, San Diego 26	Miami
XXX	1-28-96	Dallas 27, Pittsburgh 17	Tempe
XXXI	1-26-97	Green Bay 35, New England 21	New Orleans
XXXII	1-25-98	Denver 31, Green Bay 24	San Diego
XXXIII	1-31-99	Denver 34, Atlanta 19	Miami
XXXIV	1-30-00	St. Louis 23, Tennessee 16	Atlanta
XXXV	1-28-01	Baltimore 34, N.Y. Giants 7	Tampa
XXXVI	2-3-02	New England 20, St. Louis 17	New Orleans
XXXVII	1-26-03	Tampa Bay 48, Oakland 21	San Diego
XXXVIII	2-1-04	New England 32, Carolina 29	Houston
XXXIX	2-6-05	New England 24, Philadelphia 21	Jacksonville
XL	2-5-06	Pittsburgh 21, Seattle 10	Detroit
XLI	2-4-07	Indianapolis 29, Chicago 17	Miami
XLII	2-3-08	N.Y. Giants 17, New England 14	Glendale
XLIII	2-1-09	Pittsburgh 27, Arizona 23	Tampa
XLIV	2-7-10	New Orleans 31, Indianapolis 17	South Florida
XLV	2-6-11	Green Bay 31, Pittsburgh 25	North Texas
XLVI	2-5-12	N.Y. Giants 21, New England 17	Indianapolis
XLVII	2-3-13	Baltimore 34, San Francisco 31	New Orleans
XLVIII	2-2-14	Seattle 43, Denver 8	New Jersey
XLIX	2-1-15	New England 28, Seattle 24	Glendale
50	2-7-16	Denver 24, Carolina 10	Santa Clara
LI	2-5-17	New England 34, Atlanta 28	Houston
LII	2-4-18	Philadelphia 41, New England 33	Minneapolis
LIII	2-3-19	New England 13, L.A. Rams 3	Atlanta
LIV	2-2-20	Kansas City 31, San Francisco 20	Miami
LV	2-7-21	Tampa Bay 31, Kansas City 9	Tampa Bay
LVI	2-13-22	L.A. Rams 23, Cincinnati 20	Los Angeles



FUTURE SUPER BOWL SITES



SUPER BOWL	SITE	STADIUM	DATE
LVII	Glendale, Arizona	State Farm Stadium	February 12, 2023
LVIII	Las Vegas, Nevada	Allegiant Stadium	February 11, 2024
LIX	New Orleans, Louisiana	Caesars Superdome	February 9, 2025



78

BOBBY BELL

Linebacker • 1963-74

Minnesota
Draft (No. 7 - 1963)

Chiefs Hall of Fame (1980)
Pro Football Hall of Fame (1983)



Considered by many as the greatest outside linebacker to ever play the game ... Became the first Chiefs player to be enshrined in the Pro Football Hall of Fame when he was presented by Hank Stram on July 30, 1983 ... Was just the fifth American Football League performer to be immortalized in Canton ... Superb athlete began his pro career as a defensive end because the Chiefs needed help at that position when he joined the club as a seventh-round draft choice in '63 ... Was moved to linebacker in '65, where he earned a spot in the AFL All-Star game or the

Pro Bowl each of the next nine years ... Was named to the AFL's All-Time Team by the Pro Football Hall of Fame ... Starred on two AFL Championship teams, playing in Super Bowls I and IV ... Did not miss a contest during his 12-year career, playing in 168 consecutive games ... Intercepted 26 passes and recovered 15 fumbles ... Scored nine career TDs, including a 53-yard kickoff return ... His eight defensive touchdowns are the most of any player in franchise annals ... Versatile performer handled deep snapping on punts and kicks for the Chiefs ... Began his collegiate career as a quarterback at Minnesota ... Switched to defensive tackle as a sophomore and earned All-America honors at that position as both a junior and senior ... Received the Outland Trophy as college football's outstanding lineman in '62 ... Played on the College All-Star team that defeated the Green Bay Packers in '63 ... Is enshrined in the College Football (1991) and Missouri Sports Halls of Fame (1995) ... Was an all-state QB at Cleveland High School in Shelby, N.C. ... Resides in Kansas City and is currently retired after previously doing marketing for Factory Motor Parts ... Born June 17, 1940 in Shelby, N.C.



BELL'S PRO STATISTICS



	Games	No.	INTERCEPTIONS			TD	FUMBLE Recoveries	
			Yds.	Avg.	LG			
Chiefs Totals	168	26	479	18.4	61	6	15	
Postseason	7	0	0	0.0	--	0	0	

Additional Stats: Had one kickoff return for a 53-yard TD vs. Denver (11/27/69).

BELL'S PRO SCORES (9)

Date	Opponent	How Scored	Result
10/18/64	Buffalo	20-yard fumble return	L Kansas City 22, Buffalo 35
10/3/65	Boston	38-yard INT return	W Kansas City 27, Boston 17
10/16/66	Oakland	7-yard fumble return	L Kansas City 13, Oakland 34
9/9/67	@ Houston	32-yard INT return	W Kansas City 25, Houston 20
11/27/69	Denver	53-yard kickoff return	W Kansas City 31, Denver 17
11/8/70	Houston	45-yard INT return	W Kansas City 24, Houston 9
12/19/71	Buffalo	26-yard INT return	W Kansas City 22, Buffalo 9
12/3/72	Denver	61-yard INT return	W Kansas City 24, Denver 21
10/6/74	Denver	28-yard INT return	L Kansas City 14, Denver 17

REGULAR SEASON SINGLE GAME CAREER HIGHS

Interceptions: 2 at San Diego (12/8/68)
INT Return Yards: 61 vs. Denver (12/3/72)

Long INT Return: 61 vs. Denver (12/3/72)
Fumble Recoveries: 2 at N.Y. Titans (11/16/69)

63

WILLIE LANIER

Linebacker • 1967-77



Morgan State
Draft (No. 2b - 1967)

Chiefs Hall of Fame (1985)
Pro Football Hall of Fame (1986)

A ferocious tackler who served as the intelligent and disciplined quarterback of the Chiefs vaunted defense, manning the club's middle linebacker post for 11 glorious seasons ... Presented by Lamar Hunt at the Pro Football Hall of Fame enshrinement ceremonies on August 2, 1986 ... Named to the NFL's 75th Anniversary Team in '94 ... Had the speed and agility to grab 27 career interceptions, good for the ninth-best total in franchise annals ... His 18 fumble recoveries rank second in club history



... A second-round draft choice in '67, he missed just five games during his pro career, which spanned 149 contests ... Played in two AFL All-Star games and six AFC-NFC Pro Bowls ... Named the Outstanding Defensive Player in the '72 Pro Bowl ... Helped the Chiefs to their only World Championship, a Super Bowl IV victory over Minnesota ... Became a starter four games into his rookie season ... Became the first Chiefs player to be named the NFL Man of the Year in '72 ... Is a member of both the Missouri Sports Hall of Fame (1999) and the College Football Hall of Fame (2000) ... Was a two-time Small College All-America pick at Morgan State, graduating with a B.S. in Administration ... Named MVP of the '66 Tangerine Bowl ... Attended Maggie L. Walker High School in Richmond, Va. ... Lives in Richmond, and serves as President of Lanier Group, an acquisition company ... Was formerly Chairman and CEO of Syncreon US, a supply chain management corporation ... Was nicknamed "Honey Bear" because he looked and acted friendly, but was ravenous on the field ... Born August 21, 1945 in Clover, Va.



NFL 75TH ANNIVERSARY TEAM



Linebackers

Dick Butkus 1965-73
Jack Ham 1971-82
Ted Hendricks 1969-83

Jack Lambert 1974-84
Willie Lanier 1967-77

Ray Nitschke 1958-72
Lawrence Taylor 1981-93



LANIER'S PRO STATISTICS



	Games	No.	INTERCEPTIONS				FUMBLE Recoveries
			Yds.	Avg.	LG	TD	
Chiefs Totals	149	27	440	16.3	75	2	18
Postseason	5	2	26	13.0	17	0	0

Additional Stats: Had one kickoff return for one yard at San Diego (10/15/67).

LANIER'S PRO SCORES (3)

Date	Opponent	How Scored	Result
12/8/68	@ San Diego	75-yard INT Return	W Kansas City 40, San Diego 3
9/30/73	Oakland	17-yard INT Return	W Kansas City 16, Oakland 3
11/18/74	@ Denver	Safety, tackled Otis Armstrong	W Kansas City 42, Denver 34

REGULAR SEASON SINGLE GAME CAREER HIGHS

Interceptions: 2 vs. Denver (12/6/70)
INT Return Yards: 75 at San Diego (12/8/68)
Long INT Return: 75 at San Diego (12/8/68)

Fumble Recoveries: 2 vs. Cincinnati (10/15/72)
vs. San Diego (12/16/73)



16

LEN DAWSON Quarterback • 1962-75



**Purdue
Free Agent (1962)**

**Chiefs Hall of Fame (1979)
Pro Football Hall of Fame (1987)**

Heart and soul of the Texans/Chiefs franchise during his illustrious career ... Presented by Hank Stram during Canton enshrinement ceremonies on August 8, 1987 ... During his tenure as the team's field general, he helped make the Chiefs one of pro football's premier teams and wound up among the elite passers in the game's history ... Under his guidance, the Chiefs were perennial contenders and won AFL Championships in '62, '66 and '69 ... Was MVP of Super Bowl IV when he directed Kansas City to a 23-7 win over the heavily-favored Minnesota Vikings ... Won the AFL passing title four times and still holds Chiefs career marks for pass



attempts (3,696), completions (2,115), passing yards (28,507) and touchdowns (237) ... Started his pro career as a first-round draft pick of Pittsburgh in '57, then landed with Cleveland before being cut by the Browns on June 12, 1962 ... Was signed by the Texans as a free agent on July 2, 1962 ... Named to six AFL All-Star teams and one Pro Bowl squad (71) ... Named AFL Player of the Year in '62 ... Started 158 regular season games for Kansas City, by far the most of any signal-caller in franchise history ... Led the AFL in passing four different seasons ('62, '64, '66 and '68) ... Paced the AFL in completion percentage eight times, including a string of six straight seasons from '64-69, the longest streak in NFL history ... Named the '73 NFL Man of the Year as pro football's outstanding player-citizen ... Retired on May 1, 1976 ... Was enshrined in the Missouri Sports Hall of Fame in '94 ... Led the Big Ten in passing and total offense for three seasons at Purdue ... Spent 35 years as a color commentator for the Chiefs Radio Network ... Worked as Sports Director and analyst of KMBC-TV in Kansas City ... Nicknamed "Lenny the Cool" ... Born June 20, 1935 in Alliance, Ohio.



DAWSON'S PRO STATISTICS



Year	Team	G-S	Att.	PASSING		TD	INT	INT	Pct.	LG	Rating		
				Comp.	Yds.								
1957	Pittsburgh	3-1	4	2	25	50.0	6.3	0	0.0	0	15	69.8	
1958	Pittsburgh	4-0	6	1	11	16.7	1.8	0	0.0	2	33.3	11	0.0
1959	Pittsburgh	12-0	7	3	60	42.9	8.6	1	14.3	0	0.0	32	113.1
1960	Cleveland	2-1	13	8	23	61.5	1.8	0	0.0	0	0.0	23	65.9
1961	Cleveland	7-1	15	7	85	46.7	5.7	1	6.7	3	20.0	17	47.2
1962	Dallas (AFL)	14-14	310	189	2,759	61.0	8.9	29	9.4	17	5.5	92	98.3
1963	Kansas City	14-13	352	190	2,389	54.0	6.8	26	7.4	19	5.4	82	77.5
1964	Kansas City	14-14	354	199	2,879	56.2	8.1	30	8.5	18	5.1	72	89.9
1965	Kansas City	14-12	305	163	2,262	53.4	7.4	21	6.9	14	4.6	67	81.3
1966	Kansas City	14-14	284	159	2,527	56.0	8.9	26	9.2	10	3.5	89	101.7
1967	Kansas City	14-14	357	206	2,651	57.7	7.4	24	6.7	17	4.8	71	83.7
1968	Kansas City	13-13	224	131	2,109	58.5	9.4	17	7.6	9	4.0	92	98.6
1969	Kansas City	9-7	166	98	1,323	59.0	8.0	9	5.4	13	7.8	55	69.9
1970	Kansas City	14-13	262	141	1,876	53.8	7.2	13	5.0	14	5.3	61	71.0
1971	Kansas City	14-13	301	167	2,504	55.5	8.3	15	5.0	13	4.3	82	81.6
1972	Kansas City	14-12	305	175	1,835	57.4	6.0	13	4.3	12	3.9	44	72.8
1973	Kansas City	8-6	101	66	725	65.3	7.2	2	2.0	5	5.0	48	72.4
1974	Kansas City	14-8	235	138	1,573	58.7	6.7	7	3.0	13	5.5	84	65.8
1975	Kansas City	12-5	140	93	1,095	66.4	7.8	5	3.6	4	2.9	51	90.0
Chiefs Totals		182-158	3,696	2,115	28,507	57.2	7.7	237	6.4	178	4.8	92	92.8
Pro Totals		210-161	3,741	2,136	28,711	57.1	7.7	239	6.4	183	4.9	92	82.6
Postseason		8-8	188	107	1,497	56.9	8.0	7	3.7	8	4.3	63	77.1

Regular Season Additional Stats: Had 294 carries for 1,293 yards (4.4 avg.) with nine TDs.
Postseason Additional Stats: Had 22 carries for 103 yards (4.7 avg.) with a long of 20 yards.



86

BUCK BUCHANAN

Defensive Tackle • 1963-75



Grambling
Draft (No. 1 - 1963)

Chiefs Hall of Fame (1981)
Pro Football Hall of Fame (1990)

Became the third member of the Chiefs feared defense of the '60s and '70s to enter the Pro Football Hall of Fame when he was presented by Hank Stram on August 4, 1990 ... The first overall selection in the '63 AFL Draft, the pick utilized to select Buchanan was acquired in the only trade ever personally orchestrated by Lamar Hunt as the Texans sent QB Cotton Davidson to Oakland ... The Raiders later drafted Hall of Fame G Gene Upshaw in '67 with the express purpose of blocking Buchanan, who became the prototype for future pro defensive linemen ... Combined perfect size (6-7, 270) with outstanding strength and deceptive speed (10.2 in the 100) ... Worked briefly as a defensive end during his rookie campaign before becoming a fixture at right defensive tackle ... Helped Kansas City win two AFL crowns and their only Super Bowl following the '69 season ... Had an eight-year stretch where he either went to the AFL All-Star Game or the AFC-NFC Pro Bowl ... Was a unanimous All-AFL pick from '66-69 ... His teammates named him Chiefs MVP in '65 and '67 ... In '67 alone he batted down 16 passes at or behind the line of scrimmage ... Played in 182 career regular season games, including a stretch of 166 in a row ... Eddie Robinson, the legendary coach at Grambling where Buchanan was an NAIA All-America choice in '62, called him "the finest lineman I've ever seen." ... Played both offensive and defensive tackle at Grambling ... Enshrined in the College Football Hall of Fame in '96 ... Owned All-Pro Construction Company and All-Pro Advertising in Kansas City ... Was captain of both the football and basketball squads at Parker High School in Birmingham, Ala. ... Given name was "Junious," but was known as "Buck" ... Born September 10, 1940 in Gainesville, Ala. and died July 16, 1992 in Kansas City. Survived by his wife, Georgia, who lives in Kansas City.



BUCK BUCHANAN • 1940-1992

"The first time I met him, I was impressed with his awesome size, speed and agility, but underneath it all, you came away impressed with a tremendous person, a great competitor and a terrific leader. He loved what he represented, his family and the Chiefs."

- Hank Stram • July 1992

BUCHANAN'S PRO STATISTICS



Games
Chiefs Totals
Postseason

No.
182
7

Yds.
3
0

INTERCEPTIONS

Avg. LG
37 12.3
0 0.0

TD Recoveries
17 0
-- 0

FUMBLE

3
0



Additional Stats: Had one kickoff return for no yards vs. N.Y. Jets (11/5/67).

BUCHANAN'S PRO SCORE (1)

Date
12/8/68

Opponent
@ San Diego

How Scored
Safety, tackled Jon Brittenum

Result
W Kansas City 40, San Diego 3

REGULAR SEASON SINGLE GAME CAREER HIGHS

Interceptions: 1, three times, last vs. Oakland (9/30/73)

INT Return Yards: 17 vs. Oakland (9/30/73)

Long INT Return: 17 vs. Oakland (9/30/73)

Fumble Recoveries: 1, three times, last at San Diego (10/27/74)

3

JAN STENERUD

Kicker • 1967-79



Montana State
Draft (Redshirt No. 3 - 1966)

Chiefs Hall of Fame (1992)
Pro Football Hall of Fame (1991)

The first and only pure placekicker to be inducted into the Hall of Fame through 2015 ... Hank Stram presented Stenerud at enshrinement ceremonies in Canton on July 27, 1991 ... Stenerud's number 3 has been retired by the club ... Regarded by many as the best placekicker in pro football history ... Named to the NFL's 75th Anniversary Team in '94 and the Super Bowl Silver Anniversary Team in '90 ... Played 19 NFL seasons with Kansas City ('67-79), Green Bay ('80-83) and Minnesota ('84-85) ... At the time of his retirement he led the NFL



in most career field goals and was second in scoring in the NFL behind the fabled George Blanda ... Ranks 14th on the league's all-time scoring list with 1,699 points and is 13th in career field goals made with 373 ... Played in 186 regular season games with Kansas City, the sixth-highest tally in team history ... Still owns or shares five Chiefs records, including field goals attempted in a career (436) and season (44), as well as consecutive games scoring field goals (16) ... Hit three field goals with a long of 48 yards in Super Bowl IV victory over the Vikings ... Played in 263 pro games and never missed one because of injury or illness ... Played in six Pro Bowls, including two AFL All-Star games ... Named the Outstanding Offensive Player in the '72 Pro Bowl ... Was selected by the Chiefs in the third round of the '65 AFL "Redshirt" Draft ... Attended Montana State University on a skiing scholarship ... Was an outstanding ski jumper in his native Norway ... Was also inducted into the Green Bay Packers Hall of Fame (1991) and the Missouri Sports Hall of Fame (1996) ... Served as director of business development for HNTB Architecture, Inc., a Kansas City architectural firm, from 1989-2011 ... Born November 26, 1942 in Fetsund, Norway.



STENERUD'S PRO STATISTICS



SCORING

Year	Team	G-S	FGM	FGA	Pct.	LG	PATs	Points
1967	Kansas City	14-0	21	36	.583	54	45-45	108
1968	Kansas City	14-0	30	40	.750	52	39-40	129
1969	Kansas City	14-0	27	35	.771	54	38-38	119
1970	Kansas City	14-0	30	42	.714	55	26-26	116
1971	Kansas City	14-0	26	44	.591	54	32-32	110
1972	Kansas City	14-0	21	36	.583	50	32-32	95
1973	Kansas City	14-0	24	38	.632	47	21-23	93
1974	Kansas City	14-0	17	24	.708	50	24-26	75
1975	Kansas City	14-0	22	32	.688	51	30-31	96
1976	Kansas City	14-0	21	38	.553	52	27-33	90
1977	Kansas City	14-0	8	18	.444	37	27-28	51
1978	Kansas City	16-0	20	30	.667	46	25-26	85
1979	Kansas City	16-0	12	23	.522	46	28-29	64
1980	Green Bay	4-0	3	5	.600	40	3-3	12
1981	Green Bay	16-0	22	23	.917	53	35-36	101
1982	Green Bay	9-0	13	18	.722	48	25-27	64
1983	Green Bay	16-0	21	26	.808	48	52-52	115
1984	Minnesota	16-0	20	23	.870	54	30-31	90
1985	Minnesota	16-0	15	26	.577	49	41-43	86
Chiefs Totals		186-0	279	436	.640	55	394-409	1,231
Packers Totals		45-0	59	73	.808	53	115-118	292
Vikings Totals		32-0	35	49	.714	54	71-74	176
Pro Totals		263-0	373	558	.668	55	580-601	1,699
Postseason		7-0	13	21	.619	48	12-13	51





HANK STRAM

Head Coach • 1960-74



**Purdue
Free Agent (1960)**

**Chiefs Hall of Fame (1987)
Pro Football Hall of Fame (2003)**

Guided the Texans/Chiefs on-field fortunes during the most glorious period in franchise history ... Entered the Hall of Fame on August 3, 2003 with QB Len Dawson serving as his presenter ... Commanded the club from '60-74, posting a regular season record of 124-76-10 (.614) ... Also compiled a 5-3 postseason mark ... Garnered a reputation as one of the game's most imaginative offensive minds ... Was credited with devising the moving pocket, the two-tight end offense and the stack defense ... Directed the franchise to three AFL titles and two Super Bowl appearances, including a 23-7 win vs. Minnesota in Super Bowl IV following the '69 season ... Put together a string of nine consecutive winning seasons from '65-73, compiling an 82-36 record over that span ... Was honored as either the AFL or AFC Coach of the Year four times: '62, '66, '68 and '70 ... Is enshrined in the Pro Football Hall of Fame along with seven of his Chiefs players – LB Bobby Bell ('83), LB Willie Lanier ('86), QB Len Dawson ('87), DT Buck Buchanan ('90), K Jan Stenerud ('91), CB Emmitt Thomas (2008) and Curley Culp (2013) ... Served two seasons as the Saints head coach from '76-77, giving him a career NFL regular season record of 131-97-10 ... Enshrined in the Missouri Sports Hall of Fame in '96 ... Was an assistant coach at the University of Miami before being named the Texans head coach ... Also served as a college assistant at Purdue, SMU and Notre Dame ... Won seven letters as an athlete at Purdue, three in football and four in baseball ... Known as "The Mentor" ... Born January 3, 1923 in Chicago, Ill. and died on July 4, 2005 in Covington, La.



... Put together a string of nine consecutive winning seasons from '65-73, compiling an 82-36 record over that span ... Was honored as either the AFL or AFC Coach of the Year four times: '62, '66, '68 and '70 ... Is enshrined in the Pro Football Hall of Fame along with seven of his Chiefs players – LB Bobby Bell ('83), LB Willie Lanier ('86), QB Len Dawson ('87), DT Buck Buchanan ('90), K Jan Stenerud ('91), CB Emmitt Thomas (2008) and Curley Culp (2013) ... Served two seasons as the Saints head coach from '76-77, giving him a career NFL regular season record of 131-97-10 ... Enshrined in the Missouri Sports Hall of Fame in '96 ... Was an assistant coach at the University of Miami before being named the Texans head coach ... Also served as a college assistant at Purdue, SMU and Notre Dame ... Won seven letters as an athlete at Purdue, three in football and four in baseball ... Known as "The Mentor" ... Born January 3, 1923 in Chicago, Ill. and died on July 4, 2005 in Covington, La.



STRAM'S PRO COACHING RECORD



Year	Team	W	L	T	Pct.	Division Finish
1960	Dallas (AFL)	8	6	0	.571	2nd
1961	Dallas (AFL)	6	8	0	.429	2nd
1962	Dallas (AFL)	11	3	0	.786	1st
1963	Kansas City	5	7	0	.429	3rd
1964	Kansas City	7	7	2	.500	2nd
1965	Kansas City	7	5	2	.571	3rd
1966	Kansas City	11	2	1	.821	1st
1967	Kansas City	9	5	0	.643	2nd
1968	Kansas City	12	2	0	.857	2nd
1969	Kansas City	11	3	0	.786	2nd
1970	Kansas City	7	5	2	.571	2nd
1971	Kansas City	10	3	1	.750	1st
1972	Kansas City	8	6	0	.571	2nd
1973	Kansas City	7	5	2	.571	3rd
1974	Kansas City	5	9	0	.357	3rd
1976	New Orleans	4	10	0	.286	3rd
1977	New Orleans	3	11	0	.273	4th
Chiefs Totals		124	76	10	.614	
Saints Totals		7	21	0	.250	
Pro Totals		131	97	10	.571	

Year	Team	W	L	T	POSTSEASON	
					Pct.	Result
1962	Dallas (AFL)	1	0	0	1.000	AFL Champions
1966	Kansas City	1	1	0	.500	Lost in Super Bowl I
1968	Kansas City	0	1	0	.000	Lost in AFL Divisional Playoffs
1969	Kansas City	3	0	0	1.000	Super Bowl IV Champions
1971	Kansas City	0	1	0	.000	Lost in AFC Divisional Playoffs
Pro Totals		5	3	0	.625	



18

EMMITT THOMAS

Cornerback • 1966-78



Bishop College
Free Agent (1966)

Chiefs Hall of Fame (1986)
Pro Football Hall of Fame (2008)

The fourth member of the Chiefs vaunted defense of the '60-70s to be enshrined into the Pro Football Hall of Fame ... Patrolled the Kansas City secondary for 13 seasons and was one of the finest cornerbacks of his era ... Owns the Chiefs all-time interception record with 58, which places him 12th on the NFL's all-time list ... His 58 picks are also the fourth-highest NFL total by a pure cornerback ... Also holds the Kansas City club record with 938 interception return yards ... Returned five interceptions for touchdowns ... Led the NFL in interceptions in '74 with a team-record 12, just two shy of the league's single-season mark ... Led the AFL with nine picks in '69 ... Paced the Chiefs in interceptions in five seasons ... Registered 23.8 percent of his 63 career INTs (regular and postseason) against members of the Pro Football Hall of Fame ... Selected to four Pro Bowls ('71, '72, '74 and '75 seasons) and one AFL All-Star Game ('68 season) ... Named first-team AP All-Pro in '74 and was a second-team selection in '75 ... Played in 181 career regular season games, the ninth-highest total in club annals, as well as seven postseason contests ... Has the most postseason interceptions in Kansas City history with five, including two in the '69 AFL Championship Game and one in the Chiefs Super Bowl IV triumph over the Minnesota Vikings ... Won American Football League championships with Kansas City in '66 and '69 and was a member of the Chiefs Super Bowl I and Super Bowl IV squads ... Made the Chiefs as an undrafted free agent from Bishop College in Dallas ... Born June 3, 1943 in Angleton, Texas ... Has spent 37 seasons in the NFL coaching ranks with seven different teams ... Rejoined the Chiefs as defensive backs coach in 2010 ... Named to the Texas Black Sports Hall of Fame in 2016.



THOMAS' PRO STATISTICS



	Games	No.	Yds.	Avg.	LG	TD	FUMBLE Recoveries
Chiefs Totals	181	58	938	16.2	73	5	7
Postseason	7	5	101	20.2	62	0	0

Additional Stats: Had 11 punt returns for 64 yards (5.8 avg.) and 29 kickoff returns for 673 yards (23.2 avg.).

THOMAS' PRO SCORES (5)

Date	Opponent	How Scored	Result
11/12/67	@ Boston	57-yard INT Return	W Kansas City 23, Boston 10
11/27/69	Denver	45-yard INT Return	W Kansas City 31, Denver 17
10/18/71	Pittsburgh	32-yard INT Return	W Kansas City 38, Pittsburgh 17
9/15/74	N.Y. Jets	38-yard INT Return	W Kansas City 24, N.Y. Jets 16
12/4/74	Minnesota	73-yard INT Return	L Kansas City 15, Minnesota 35

REGULAR SEASON SINGLE GAME CAREER HIGHS

Interceptions: 2, eight times, last at Denver (11/18/74)
INT Return Yards: 73 vs. Minnesota (12/4/74)

Long INT Return: 73 vs. Minnesota (12/4/74)
Fumble Recoveries: 2 at Dallas (11/10/75)



58

DERRICK THOMAS

Linebacker • 1989-99

Alabama
Draft (No. 1 - 1989)

Chiefs Hall of Fame (2001)
Pro Football Hall of Fame (2009)



Pass rusher extraordinaire became the third Chiefs linebacker to be inducted into the Pro Football Hall of Fame ... Served as the heart and soul of the Chiefs franchise for 11 glorious seasons ('89-99) ... Was not only a bona fide star in terms of his contributions on the field, but also illuminated countless lives through his charitable efforts ... Received the '93 NFL Man of the Year Award, the '95 Byron "Whizzer" White Award and was named former President George H. W. Bush's "832nd Point of Light" ... On the field, was one of the most dominant defensive players of his day thanks to his patented sack-and-strip maneuver ... Established Chiefs career records for sacks (126.5), safeties (3), fumble recoveries (19) and forced fumbles (45) ... His 126.5 sacks were the fourth-highest



total ever by a linebacker at the time of his death and still rank 16th overall in NFL history ... Produced a club-record 20.0 sacks in '90, including an NFL-record 7.0 sacks vs. Seattle (11/11/90) ... A member of the Hall of Fame's All-Decade Team of the '90s, no player could top his 116.5 sacks during that decade ... The lone player in Chiefs history to see action in three different decades with his final contest coming vs. Oakland (1/2/00) ... Saw duty in 169 games (157 starts) and owns a share of another franchise mark with 10 career playoff appearances ... Won the Mack Lee Hill Award as a rookie in '89 ... Produced nine consecutive Pro Bowl berths following the '89-97 seasons, the second-highest total recorded by a player in Chiefs history ... Was the initial two-time winner ('91, '94) of the club's MVP trophy which now bears his name ... Known simply as "D.T." ... Was born January 1, 1967 in Miami, Fla., the same day the Chiefs won the '66 AFL Championship to advance to Super Bowl I. Died on February 8, 2000 in Miami, Fla., following a serious auto accident on January 23, 2000 in Kansas City, Mo.

THOMAS' PRO STATISTICS

Year	Team	G-S	TACKLES			SACKS		INTERCEPTIONS					QB	
			Solos	Asst.	Total	No.	Yds.	No.	Yds.	LG	PDs	FF	FR	Press.
1989	Kansas City	16-16	56	19	75	10.0	95.5	0	0	--	4	3	1	55
1990	Kansas City	15-15	47	16	63	20.0	150.0	0	0	--	5	6	2	35
1991	Kansas City	16-15	60	19	79	13.5	112.0	0	0	--	2	4	4	42
1992	Kansas City	16-16	54	13	67	14.5	113.0	0	0	--	2	8	3	27
1993	Kansas City	16-15	32	11	43	8.0	50.0	0	0	--	0	4	1	47
1994	Kansas City	16-15	67	19	86	11.0	71.0	0	0	--	5	6	3	45
1995	Kansas City	15-15	59	12	71	8.0	57.5	0	0	--	4	2	1	54
1996	Kansas City	16-15	49	9	58	13.0	99.0	0	0	--	4	3	1	47
1997	Kansas City	12-10	34	21	55	9.5	56.5	0	0	--	2	3	0	34
1998	Kansas City	15-10	40	12	54	12.0	79.0	0	0	--	1	3	2	26
1999	Kansas City	16-16	56	21	77	7.0	65.0	1	20	20	5	3	1	32
NFL Totals		169-158	558	170	728	126.5	948.5	1	20	20	34	45	19	444
Postseason		10-10	36	1	37	7.5	55.0	0	0	--	2	3	0	4

Additional Stats: Had four career touchdowns - a 23-yard fumble return at L.A. Rams (11/10/91), a fumble recovery in the end zone vs. Denver (12/27/92), an 86-yard fumble return at Seattle (12/5/93) and a 44-yard fumble return at Oakland (12/26/98). Had three safeties - vs. San Francisco (9/11/94), at San Diego (12/14/97) and vs. Oakland (9/6/98). Blocked a field goal vs. Pittsburgh (10/7/96).




61


CURLY CULP Defensive Tackle • 1968-74

Arizona State
Trade (1968)

Chiefs Hall of Fame (2008)
Pro Football Hall of Fame (2013)



The fifth member of the Chiefs defense of the 1960s-70s to be enshrined into the Pro Football Hall of Fame ... Becomes the seventh player and ninth member of the team's Super Bowl IV victory in 1970 to enter Canton ... An anchor of the Chiefs defensive line for seven seasons ... Heralded as one of the quickest defensive linemen in the league ... Became a prototype for today's 3-4 nose tackle ... Starting defensive tackle on Kansas City's Super Bowl IV squad ... A member of the Chiefs 25-Year All-Time Team ... Played in AFL All-Star Game following the 1969 campaign and the Pro Bowl after the 1971 campaign ... Named AP Defensive Player of the Week for outstanding games in both 1969 and 1973 ... Claimed the unofficial sack crown for the Chiefs with 9.0 QB takedowns in 1973 ... Owned five fumble recoveries while in a Kansas City uniform ... Appeared in 82 games for the Chiefs after joining the club in a trade with Denver ... Originally entered pro football as a second-round pick of the Broncos in 1968 ... Was traded to Houston in 1974 and played eight more seasons with Houston (1974-80) and Detroit (1980-81), earning four Pro Bowl berths during his tenure with the Oilers ... Earned All-America honors from The Sporting News and Times as a collegiate player at Arizona State ... Was the NCAA heavyweight wrestling champion in 1967 and was named to the 1968 U.S. Olympic wrestling team ... Born March 10, 1946 in Yuma, Ariz and died November 27, 2021 in Pearland, TX.



CULP'S PRO STATISTICS



	Games	Fumble Recoveries	Interceptions
Chiefs Totals	82	5	0
Pro Totals	179	13	1

ENSHRINEMENT REMARKS

"You know, this is an occasion that's long been in my dreams and now lives in reality. I cannot express how glorious a feeling this is for me and my family who have long hoped with me that this day would come. So to be enshrined into the Pro Football Hall of Fame gives me joy and inspiration that would last the rest of my life ... It is an honor for me to be placed among all of these great Hall of Famers, and an honor to wear the great red and white of the Kansas City Chiefs and the blue and white of the Houston Oilers, I am now honored and humbled to wear Hall of Fame gold."

- Curley Culp • August 3, 2013




68

WILL SHIELDS

Guard • 1993-06

Nebraska
Draft (No. 7 - 1993)

Chiefs Hall of Fame (2012)
Pro Football Hall of Fame (2015)



An anchor of the Chiefs offensive line for 14 seasons, he was known as one of the most reliable, durable and dependable offensive linemen in league history ... Appeared in a franchise-record 224 games with 223 starts to rank first in club history ... His 14 years of service rank second in team annals ... Elected to 12 consecutive Pro Bowls, earning his first trip to the NFL's annual all-star game following the 1995 season ... His 12 career Pro Bowls played stand tied for the most appearances in the history of the AFC-NFC Pro Bowl ... Named the Walter Payton NFL Man of the Year in 2003 for not only his accomplishments



on the field but also his extensive work off the field through his "Will to Succeed Foundation" ... Honored as the team's Mack Lee Hill Award winner in 1993 as the club's top rookie or first-year player ... Helped pave the way for five individual 1,000-yard rushers during his tenure with the Chiefs ... Helped the Chiefs lead the league in rushing offense in 1995 with 2,222 yards ... Blocked for RB Larry Johnson as he compiled 1,750 rushing yards in 2005 and 1,789 rushing yards in 2006, the two-highest single-season totals in team history ... RB Priest Holmes produced 1,615 rushing yards in 2002, the third-best seasonal mark in club annals, with Shields leading the way ... Helped anchor an offensive line that served as the foundation for one of the most potent offensive stretches in Chiefs history ... In 2004, Kansas City set an NFL single-season record with 398 first downs and led the league in total offense for the first time in franchise history, averaging a club-record 418.4 yards per game ... Originally entered the NFL as the Chiefs third-round pick (7th overall) in the 1993 NFL Draft ... Was a three-time All-Big Eight choice at Nebraska and was honored with the Outland Trophy as a senior in 1992 as the nation's best interior lineman ... Was inducted into the College Football Hall of Fame in 2011 ... Born September 15, 1971 in Fort Riley, Kan.

SHIELD'S PRO STATISTICS

Year	Regular		Postseason		Year	Regular		Postseason	
	GP	GS	GP	GS		GP	GS	GP	GS
1993	16	15	3	3	2000	16	16	-	-
1994	16	16	1	1	2001	16	16	-	-
1995	16	16	1	1	2002	16	16	-	-
1996	16	16	-	-	2003	16	16	1	1
1997	16	16	1	1	2004	16	16	-	-
1998	16	16	-	-	2005	16	16	-	-
1999	16	16	-	-	2006	16	16	1	1
Totals	224	223						8	8

NFL LEADERS REGULAR SEASON STARTING STREAKS THROUGH 2016

Games	Player	Teams	Streak
1. 297	Brett Favre	Green Bay, N.Y. Jets, Minnesota	Sept. 27, 1992-Dec. 5, 2010
2. 270	Jim Marshall	Minnesota	Sept. 17, 1961-Dec. 16, 1979
3. 240	Mick Tingelhoff	Minnesota	Sept. 16, 1962-Dec. 17, 1978
4. 229	Bruce Matthews	Houston (Tennessee)	Nov. 29, 1987-Jan. 6, 2002
5. 223	Will Shields	Kansas City	Sept. 12, 1993-Dec. 31, 2006




42

JOHNNY ROBINSON

Halfback/Safety • 1960-71

LSU
Draft (No. 1 - 1960)

Chiefs Hall of Fame (1974)
Pro Football Hall of Fame (2019)



Inducted to the Pro Football Hall of Fame in 2019 as the Seniors Committee nominee ... The sixth member of the Chiefs defense of the 1960s-70s to be enshrined into the Pro Football Hall of Fame ... Becomes the eighth player and tenth member of the team's Super Bowl IV victory in 1970 to enter Canton ... Excelled as both a halfback (1960-61) and safety (1962-71) ... Named to the AFL's All-Time Team by the Pro Football Hall of Fame as a safety ... Was the third-leading interceptor in AFL history with 43 ... His 57 career interceptions rank second in team history ... Led the AFL in picks with 10 in 1966 and topped the NFL in 1970 with 10 ... The Texans/Chiefs recorded a remarkable 35-1-1 record in games when he had an interception ... Was a six-time All-AFL selection (1963-68) and played in the AFC-NFC Pro Bowl following the 1970 season ... Played in 164 career games ... As a halfback during the franchise's first two seasons, he rushed for 658 yards and six TDs on 150 carries and caught 77 passes for 1,228 yards and nine scores ... Averaged 13.0 yards per punt return over the course of his career, returning one for a touchdown (12/11/60 vs. Boston) ... Was a first-round pick (third overall) of the Texans in the 1960 AFL Draft ... Was also a first-round pick of the NFL's Detroit Lions ... Was a member of the Chiefs Super Bowl IV championship team and LSU's 1959 National Championship squad ... While at LSU, he won the SEC Championship in tennis in both singles and doubles ... Also enshrined in the Missouri Sports Hall of Fame ... Born September 9, 1938 in Delhi, La.



CHIEFS FRANCHISE LEADERS CAREER INTERCEPTIONS



	INTs	Player	Years
1.	58	Emmitt Thomas	1966-78
2.	57	Johnny Robinson	1960-71
3.	50	Deron Cherry	1981-91
4.	39	Gary Barbaro	1976-82
5.	38	Albert Lewis	1983-93



ROBINSON'S PRO STATISTICS



	Games	INTERCEPTIONS				
		No.	Yds.	Avg.	LG	TD
Totals	164	57	741	13.0	57	1
Postseason	8	4	131	32.8	72	0
	Games	RUSHING				
		No.	Yds.	Avg.	LG	TD
Totals	164	150	658	4.4	49	6
	Games	RECEIVING				
		Rec.	Yds.	Avg.	LG	TD
Totals	164	77	1,228	15.9	74	9

88

TONY GONZALEZ

Tight End • 1997-2008

California
Draft (No. 1 - 1997)

Chiefs Hall of Fame (2018)
Pro Football Hall of Fame (2019)

Over 12 seasons with the Kansas City Chiefs (1997-08), Gonzalez appeared in 190 regular season games with 174 starts, earning 10 Pro Bowl appearances and five first-team All-Pro selections from the Associated Press ... He finished his career with numerous NFL records for tight ends, including most career receptions (1,325), most receiving yards (15,127), most 100-yard receiving games (31) and second-most touchdown



receptions (111) behind TE Antonio Gates (114) ... While first among tight ends, his 1,325 career receptions are second to only Pro Football Hall of Fame WR Jerry Rice (1,549) in NFL history ... Gonzalez recorded at least one reception in 211 consecutive games to finish his career, 61 games more than the previous NFL record by a tight end ... He became the first tight end in league history to produce 16 consecutive seasons with 50 or more receptions and ended his career with 14 70-catch seasons and 15 consecutive 60-catch campaigns to go with his 16 consecutive 50-catch seasons ... Only G Will Shields (224), P Dustin Colquitt (222), K Nick Lowery (212) and P Jerrel Wilson (203) played in more games ... During his 12 seasons with the Chiefs he set franchise records for receptions (916), receiving yards (10,940), receiving touchdowns (76) and 100-yard games (26) ... He had four 1,000-yard receiving seasons in Kansas City, becoming the first tight end in NFL history to record four such seasons ... He owns the top four spots in team history for receptions in a single season, including a franchise record 102 catches that led the league during the 2004 season ... He caught at least one pass in a club-record 131 consecutive games ... He concluded his career in Kansas City with a franchise-record 10,954 yards from scrimmage and ranks second in team annals with 76 total touchdowns behind RB Priest Holmes (83) ... Gonzalez was named the recipient of both Chiefs annual team honors, earning the Derrick Thomas Award as the Chiefs MVP in 2008 and the Mack Lee Hill Award as the club's top rookie or first-year player in 1997 ... A two-sport athlete at the University of California, Gonzalez arrived in Kansas City as the club's first-round

draft choice (13th overall) in 1997. Gonzalez was traded to the Atlanta Falcons on April 23, 2009 ... Born February 27, 1976 in Huntington Beach, California.



GONZALEZ'S PRO STATISTICS



Year	GP	Rec.	Yds.	TD	Year	GP	Rec.	Yds.	TD
1997	16	33	368	2	2004	16	102	1,258	7
1998	16	59	621	2	2005	16	78	905	2
1999	15	76	849	11	2006	16	73	900	5
2000	16	93	1,203	9	2007	16	99	1,172	5
2001	16	73	917	6	2008	16	96	1,058	10
2002	16	63	773	7	Totals	190	916	10,940	76
2003	16	71	916	10					



NFL CAREER LEADERS TIGHT END RECEIVING STATISTICS



PLAYER	REC.	PLAYER	YARDS	PLAYER	TD
1. Tony Gonzalez	1,325	1. Tony Gonzalez	15,127	1. Antonio Gates	116
2. Jason Witten	1,215	2. Jason Witten	12,977	2. Tony Gonzalez	111
3. Antonio Gates	955	3. Antonio Gates	11,841	3. Rob Gronkowski	79
4. Shannon Sharpe	815	4. Shannon Sharpe	10,060	4. Jimmy Graham	74
5. Greg Olsen	718	5. Greg Olsen	8,444	5. Jason Witten	69




OTHER PRO FOOTBALL HALL OF FAMERS



Mike Webster, Center, 1989-90

Enshrined Pro Football Hall of Fame 1997



Concluded his storied 17-year NFL career with two seasons in Kansas City ('89-90), but will be remembered by most for his 15 seasons ('74-88) with the Pittsburgh Steelers ... Regarded by many as the greatest center to ever play the game ... Noted for not only his strength, toughness and durability, but also his character ... A fifth-round draft pick of the Pittsburgh Steelers out of the University of Wisconsin in '74, went on to become one of the most dominating and durable offensive linemen of his era ... Played in 245 career games (207 starts), tying the NFL record for most contests ever played by a center ... Only seven other offensive linemen in league history have seen action in more games ... A member of Pittsburgh's teams which claimed wins in Super Bowls IX, X, XIII and XIV ... A nine-time Pro Bowler and six-time All-Pro selection ... Named to both the NFL's 75th Anniversary Team and the NFL's Silver Anniversary Super Bowl squad ... Born in Tomahawk, Wis. on March 18, 1952 and died in Pittsburgh, Pennsylvania on September 24, 2002.



53

19



Joe Montana, Quarterback, 1993-94

Enshrined Pro Football Hall of Fame 2000

Perhaps the finest quarterback ever to step under center in pro football history ... Concluded his masterful 16-year NFL tenure with two playoff seasons in Kansas City ('93-94) ... Spent 14 seasons ('79-92) in San Francisco and guided the 49ers to wins in Super Bowls XVI, XIX, XXIII and XXIV, earning game MVP honors three times (XVI, XIX and XXIV) ... The NFL's Most Valuable Player in '89 ... Earned eight Pro Bowl bids and led the league in passing in both '87 and '89 ... The king of the late-game heroics, exhibited his "Montana Magic" with 31 career fourth-quarter comebacks ... In '93, guided the Chiefs to their first AFC West title since '71 with an 11-5 mark ... Led Kansas City on a remarkable playoff run in '93 which concluded in Kansas City's first-ever trip to the AFC Championship Game ... Also took the Chiefs to the playoffs in '94, throwing for 314 yards in his final NFL game, a 27-17 postseason loss at Miami ... Played in 192 regular season NFL games with 164 starts and started 23 career playoff games ... Retired April 18, 1995, and at that time ranked fourth in NFL history in passing yards (40,551), attempts (5,391) and TD passes (273) ... Named to NFL's 75th Anniversary All-Time Team ... Born in New Eagle, Pa. on June 11, 1956.



NOTE: 2000 Pro Football Hall of Fame enshrinee Ronnie Lott never played in a regular season game for Kansas City, but retired as a member of the Chiefs in the '95 preseason.

Marv Levy, Head Coach, 1978-82

Enshrined Pro Football Hall of Fame 2001



Just the 11th modern-era head coach to be elected to the Pro Football Hall of Fame ... The only coach in NFL history to guide his squad to four consecutive Super Bowls ... Spent 16 1/2 seasons as NFL head coach, compiling a 143-112 regular season record with the Chiefs and Bills ... Produced a 31-42 record with Kansas City from '78-82 ... Joined the Chiefs after serving a five-year stint as the head coach of the CFL's Montreal Alouettes ... After inheriting a team that was coming off a 2-12 season in '77, he installed a Wing-T offense with the Chiefs in '78 ... The club made steady improvement under his guidance, posting records of 4-12 in '78, 7-9 in '79 and 8-8 in '80 ... In '81, the Chiefs finished 9-7, marking the team's first winning campaign since '73 ... His final year in Kansas City was a strike-shortened 3-6 campaign in '82 ... A veteran of three professional leagues, served one year as head coach of the USFL's Chicago Blitz in '84 ... Took over the Buffalo Bills midway through the '86 season and produced a franchise-best 112-70 regular season record and an 11-8 postseason mark over the '86-97 campaigns ... Under his guidance, the Bills won six AFC East titles, claimed AFC Championships and represented the AFC in Super Bowls XXV, XXVI, XXVII and XXVIII ... Born in Chicago, Ill. on August 3, 1925.



Marcus Allen, *Running Back, 1993-97*

Enshrined Pro Football Hall of Fame 2003



Regarded as one of the finest all-purpose performers in NFL history, playing the game with unparalleled class and professionalism ... Was presented in Canton on August 3, 2003 by his father, Harold "Red" Allen ... Signed with the Chiefs as an unrestricted free agent on June 9, 1993 ... Helped lead Kansas City to a 55-25 record and three AFC West titles in five seasons with the Chiefs ... Played in 222 regular season contests, the most of any running back in NFL history before retiring on April 9, 1998 ... Owns 145 career TDs, putting him at sixth all-time in NFL history. ... Ranks third in league annals with 123 rushing TDs, including 44 in a Chiefs uniform ... Is eighth in NFL history with 3,022 rushing attempts and 12th with 12,243 rushing yards ... His 17,654 scrimmage yards are the seventh-highest career tally in the league books ... Led the league with 1,759 rushing yards and 2,314 yards from scrimmage in '85 ... Enjoyed six Pro Bowl seasons, including one with the Chiefs in '93 ... Was named the MVP of Super Bowl XVIII after compiling 191 rushing yards ... Won Kansas City's MVP Award in both '93 and '95 ... Also threw six TD passes during his career ... Was the first player in NFL history to record 10,000 yards rushing and 5,000 yards receiving ... Claimed the Heisman Trophy as a senior at Southern California in '81 ... Entered the NFL with the Raiders as the 10th overall selection in the '82 NFL Draft ... Enshrined in both the College Football and Missouri Sports Halls of Fame in 2001 ... Has served as an analyst and feature reporter for both CBS and The NFL Network ... Was an All-America quarterback and defensive back at San Diego's Lincoln High School ...

Nicknamed "Cutty" for his innate ability to make opponents miss ... Born March 26, 1960 in San Diego, Calif.



Finished his 23-year career in the CFL and NFL as the most prolific passer in pro football history ... Competed in four decades of pro competition after beginning his career with the Edmonton Eskimos in '78, leading that club to an unprecedented five consecutive Grey Cup titles from '78-82 ... Made his NFL debut with Houston in '84 and went on to spend 17 seasons in the NFL ranks, seeing duty with Houston ('84-93), Minnesota ('94-96), Seattle ('97-98) and Kansas City ('99-00) ... Registered nine Pro Bowl berths during his illustrious career ... Earned All-Pro honors with the Oilers in '90, leading the league in completions (362), attempts (584), passing yards (4,689) and TDs (33) ... Including his regular and postseason totals in both the CFL and NFL, saw duty in an incredible 324 meaningful professional games, starting 263 of those contests, producing 5,754 completions, 9,880 attempts, 73,561 yards, 464 TDs and 331 INTs ... Those 73,561 career passing yards in both leagues translate into an astounding 42.0 miles ... In 208 games (203 starts) of regular season NFL competition, completed 3,988 of 6,823 passes for 49,325 yards with 291 TDs ... Also made 10 career NFL postseason starts ... Threw for 527 yards in a 27-10 Houston win at Kansas City (12/16/90), the second-highest single-game passing performance in NFL history ... Concluded his storied career with a two-year stint in Kansas City ... Became the oldest QB to ever start for the Chiefs when he opened a contest at San Diego (11/26/00) ... Was named the NFL's Man of the Year in '89 ... Born in Los Angeles, Calif. on November 18, 1956.


Warren Moon, *Quarterback, 1999-00*

Enshrined Pro Football Hall of Fame 2006



Willie Roaf, *Tackle, 2002-05*

Enshrined Pro Football Hall of Fame 2012



Heralded as one of the most consistent offensive linemen in NFL history, Roaf was elected to 11 Pro Bowls during his illustrious 13-year NFL career ... His 11 Pro Bowls tied him with Cincinnati T Anthony Munoz (1998) and Baltimore T Jonathan Ogden for the most Pro Bowl berths ever by an offensive tackle ... Spent four seasons with Kansas City (2002-05) and earned Pro Bowl invitations following each of those campaigns, the highest total by any offensive tackle in Chiefs history ... Received first-team AP All-Pro honors four times during his career, including the 2003-04 campaigns with the Chiefs ... One of the most dominant players at his position during his era, Roaf was named to the All-Decade Team of the 1990s and the 2000s by the Pro Football Hall of Fame ... Blocked for a 1,000-yard rusher during three of his four seasons with the Chiefs ... RB Larry Johnson compiled 1,750 rushing yards in 2005, the second-highest single-season total in team history. RB Priest Holmes, the franchise's all-time leading rusher, produced 1,615 rushing yards in 2002, the third-best seasonal mark in club annals ... QB Trent Green did not miss a single start with Roaf protecting his blind side, as the quarterback earned Pro Bowl honors in both 2003 and 2005 ... Helped anchor an offensive line that served as the foundation for one of the most potent offensive stretches in Chiefs history ... In 2004, Kansas City set an NFL single-season record with 398 first downs and led the league in total offense for the first time in franchise history, averaging a club-record 418.4 yards per game ... Started 189 regular season games and three postseason games during his NFL career ... Entered the NFL as a first-round draft pick (eighth overall) in 1993 out of Louisiana Tech ... Joined the Chiefs in a trade with New Orleans in 2002 ... Born in Bluff, Ark.



77

Morten Andersen, *Placekicker, 2002-03*

Enshrined Pro Football Hall of Fame 2017



Recognized as one of the most prolific scorers in league history ... Nicknamed the "Great Dane" he was the first pure place-kicker to be inducted into the Pro Football Hall of Fame since former Kansas City great Jan Stenerud in 1991 and only the second to earn enshrinement ... Only player in history to make the NFL's all-decade team for the 1980's and 1990's ... Elected to seven Pro Bowls throughout his 25-year NFL career ... Among the most notable league records he set were most career points (2,544), most fields goals made (565) and games played (382) ... In addition, his 40 field goals of 50 yards or longer were the most in NFL history at the time of his retirement ... Spent two seasons with the Kansas City Chiefs (2002-03) after signing as a free agent where he made 38 of 46 field goal attempts and scored 223 points ... 82.6 percent clip as a Chief was a better success rate than what he posted for any other NFL team ... First game as a Chief in 2002 he hit a 30-yard field goal to get the 40-39 victory over the Cleveland Browns ... In 2003, he kicked a 31-yard field goal with one second remaining at Green Bay to send the game to overtime, where the Chiefs would beat the Packers with a touchdown ... Made a 35-yard kick with four seconds left later that same season to give the Chiefs a 27-24 win over the Oakland Raiders ... Currently ties for fourth place in franchise history for most consecutive games scoring field goals with 11 in 2002 ... Also, he sits tied in fifth place with most consecutive fields goals made with 15 in 2002 ... Selected by the New Orleans Saints in the 4th round (86th overall) of the 1981 NFL Draft.



Spent 32 seasons in the NFL during which time he earned the reputation of rebuilding franchises into dominant playoff teams ... Most noted for turning fortunes of three different teams that included a combined five Super Bowl appearances by the Buffalo Bills and Indianapolis Colts ... First administrator named NFL's Executive of the Year by the Sporting News six times ... Served under fellow Hall of Famer and former Chiefs Head Coach Marv Levy during his time in Kansas City ... Left Kansas City to take over as General Manager of the Buffalo Bills in 1984 ... Led the Bills to four straight AFC Eastern Division titles from 1988 to 1991 including back-to-back 13-3 records in 1990 and 1991 ... Bills earned three straight Super Bowl berths after winning the AFC Championship in 1990-92 ... Drafted former Indianapolis Colts quarterback Peyton Manning during his time as General Manager of the Colts ... Guided Colts to eight division titles, two Super Bowl appearances including a win in Super Bowl XLI ... Worked in the NFL office in 1993 and 1994 as the league's Vice President of Football Development ... Born December 8, 1942 in Bronx, New York.

Bill Polian, *Scout & Front Office Executive, 1978-82*

Enshrined Pro Football Hall of Fame 2015



Bobby Beathard, *Scout, 1966-67*

Enshrined Pro Football Hall of Fame 2018



Noted for his adept eye for talent through a career that spanned more than three decades ... Served as a scout for the Chiefs and Falcons before being named director of player personnel for the Dolphins in 1972 where he was an integral part of Miami's two Super Bowl teams ... He began his career as a part-time scout for the Kansas City Chiefs in 1963, but left to scout for the American Football League before returning to the Chiefs in 1966 when the team played in Super Bowl I ... Following his time in Miami, Beathard was named general manager of Washington in 1978 ... His visionary thinking soon became a template for the NFL where first-round draft picks were weapons to be used in trades ... In his 11 years in Washington, the team had only three first-round picks and the team went to the Super Bowl three times and won twice ... Beathard was hired as general manager of the Chargers in 1990 and immediately brought hope to a city hungry for a winner ... In just his third season in San Diego, the organization won its first AFC Western Division championship in more than a decade and by 1994, the team made its first Super Bowl appearance ... Collectively, his teams won 10 division titles, seven league/conference championships and four Super Bowls – Super Bowls VII and VIII with Miami and Super Bowls XVII and XXII with Washington ... Born January 24, 1937 in Zanesville, Ohio.

Ty Law, *Cornerback, 2006-07*

Enshrined Pro Football Hall of Fame 2018



24



Considered one of the best defensive backs of his era, Law was selected to five Pro Bowls and twice named an AP All-Pro ... Intercepted 53 passes over his 15-year career ... Spent two seasons with the Chiefs (2006-07), intercepting six passes ... Led the 2006 Chiefs with 4 interceptions ... Started all 32 regular season games he played in Kansas City ... Recorded his first interception as a Chief against San Francisco (10/1/06), contributing a Chiefs 41-0 shutout victory ... Forced a career-high three fumbles during the 2006 season ... A key contributor to the Chiefs 2006 Wild Card berth ... Intercepted Peyton Manning twice in the AFC Wild Card Game (1/6/07) despite Kansas City falling to Indianapolis 23-8 ... Played the first 10 seasons (1995-04) of his career for the New England Patriots ... With New England, he played in three Super Bowls, winning twice (XXXVI, XXXVIII) ... Played on one of the best games of his career in the Patriots Super Bowl XXXVI win over the St. Louis Rams, recording 8 tackles, 2 passes defended and an interception returned for a touchdown ... Started 13 playoff games and intercepted 6 passes in his postseason career ... Intercepted a career high 10 passes with the New York Jets during the 2005 season ... Also played for the Denver Broncos (2009) ... Acquired by Kansas City via free agency in 2006 ... Originally drafted in the first round (23rd overall) by the New England Patriots in the 1995 NFL Draft ... Played his college football at the University of Michigan ... Born February 10, 1974 in Alaquippa, Pennsylvania.



Bill Cowher, *Defensive Coordinator, 1989-91*

Enshrined Pro Football Hall of Fame 2020

Known as one of the greatest defensive minds in the history of the game ... Spent 28 seasons in the NFL (six as a player, 22 as a coach), including a legendary 15-season tenure as the head coach of the Pittsburgh Steelers (1992-06) ... Led Pittsburgh to eight division titles, 10 playoff berths and two Super Bowl appearances (XXX, XL), including one championship in Super Bowl XL ... Named NFL Coach of the Year twice by Sporting News (1992, 2004) and once by the Associated Press (1992) ... Became the second coach ever, joining Hall of Famer Paul Brown, to lead a team to the playoffs in each of his first six seasons as a head coach ... Led Pittsburgh to a franchise-record 15 wins in 2004 ... Holds stellar career records as a head coach of 149-90-1 (.623) in the regular season and 12-9 (.571) in the postseason ... Ranks second all-time in career wins (149) in Steelers franchise history, trailing only the legendary Chuck Noll (193 wins from 1969-91) ... His 12 playoff wins are tied for eighth-most in NFL history ... Prior to the Steelers, served as Defensive Coordinator for the Kansas City Chiefs for three seasons (1989-91) under Marty Schottenheimer ... In 1989, guided a Chiefs defense that was second in the league in total yards allowed ... From 1990-91, helped the Chiefs to their second and third playoff appearances since 1972 ... Also served as a special teams coach and secondary coach for the Cleveland Browns (1985-88) ... Prior to coaching, had a six-season playing career as a linebacker and on special teams with the Philadelphia Eagles (1979, 1983-84) and Cleveland Browns (1980-82) ... Born May 8, 1957 in Crafton, Pa.



Dick Vermeil, *Head Coach, 2001-05*

Enshrined Pro Football Hall of Fame 2022



Known for his knowledge, humility, and passion for the game of football ... Spent 17 seasons as a coach in the NFL ... First NFL coaching job coming as a special teams coach for the Los Angeles Rams in 1969 ... Was named the ninth head coach in franchise history on January 12, 2001, spending five seasons (2001-05) at the helm of the Chiefs. He compiled a regular season record of 44-36 (.550), making him the fourth-winningest head coach in franchise history ... In 2003, Vermeil was named the Maxwell Football Club Coach of the Year after leading the Chiefs to a 13-3 record and an AFC West title ... One of just seven head coaches in NFL history to go to the Super Bowl with two different franchises ... Led the Eagles to the club's first Super Bowl appearance in 1980, and he was named the AP NFL Coach of the Year in 1999 when he won Super Bowl XXIV with the Rams

... Was head coach in St. Louis from 1997-2000 ... Enshrined in Philadelphia Eagles Hall of Fame and St. Louis Football Ring of Honor ... Prior to NFL coaching career, he did two stints at UCLA serving as the offensive coordinator and head coach (1970, 1974-75), assistant coach at Stanford (1965-68), Played backup quarterback at San Jose State College (now San Jose State University), graduated in 1959 ... Born October 30, 1936 in Calistoga, California.



CHIEFS HALL OF FAME



In tribute to those who have made outstanding contributions to the success of the Kansas City Chiefs Football Club, the team established a Hall of Fame. New inductees are selected based on exemplary play, as well as other criteria consistent with the high standards associated with the Chiefs. The award is announced annually at the "101 Banquet," with the honoree being recognized each year at Alumni Weekend. Eleven members of the Chiefs Hall of Fame are also enshrines in the Professional Football Hall of Fame in Canton, Ohio.

Lamar Hunt, *Founder, 1960-2006*

Inducted 1970

For bio, see Chiefs in the Pro Football Hall of Fame section.



36

Mack Lee Hill, *Running Back, 1964-65*

Inducted 1971

Played running back for the Chiefs for two memorable seasons ('64-'65) ... Died tragically while undergoing surgery after suffering a knee injury in the next-to-last game of the '65 season at Buffalo (12/12/65) ... Made the Chiefs roster in '64 as a rookie free agent out of Southern University and wound up as the team's second-leading rusher that season with 567 yards and four touchdowns on 105 carries ... Played in the AFL All-Star game after his rookie campaign ... Gained 627 yards, second-most on the team, in his second pro season ... Saw duty in just 27 career games ... Nicknamed "The Truck" ... His number 36 is retired ... Each year since '66, the Chiefs have annually presented the Mack Lee Hill Award to the team's top rookie or first-year performer ... Born on August 17, 1940 in Quincy, Fla. and died on December 14, 1965 in Kansas City, Mo.



HILL'S CHIEFS STATISTICS

Games	Rushing					Receiving				
	No.	Yds.	Avg.	LG	TD	No.	Yds.	Avg.	LG	TD
27	230	1,203	5.2	71	6	40	408	10.2	46	3

Jerry Mays, *Defensive Tackle/Defensive End, 1961-70*

Inducted 1972



Was a force on the Chiefs vaunted defensive line for 10 years ... Named to the All-Time AFL Team by the Pro Football Hall of Fame ... Was selected to play in the AFL All-Star game six times, following the '62 and '64-'68 seasons ... Also made an appearance in the AFC-NFC Pro Bowl after the '70 campaign ... Played in 140 games with the Chiefs after joining the club as a fifth-round pick of the Dallas Texans in the '61 AFL Draft ... Was a starter at left defensive end on the Chiefs Super Bowl IV championship team ... Broke into pro football as a defensive tackle during his rookie campaign before switching to defensive end later that year ... Was a college standout at SMU ... Born November 24, 1939 in Dallas, Texas and died on July 17, 1994 in Lake Lewisville, Texas.


75

84

Fred Arbanas, *Tight End, 1961-70*

Inducted 1973

Was considered one of pro football's finest tight ends during his 10 seasons with the Texans/Chiefs ... Named to the All-Time AFL Team by the Pro Football Hall of Fame ... Was a five-time AFL All-Star, earning a spot on that squad following the '62-'65 and '67 seasons ... Earned All-AFL honors on six occasions ... Was known for his tenacious blocking and courage ... Lost the sight in one eye in an accident in December of '64, but came back strong to earn All-AFL accolades the following season ... Member of Kansas City's Super Bowl IV title team ... Played in 118 games, catching 198 passes for 3,101 yards and 34 TDs ... Was a seventh-round pick of the Texans after a stellar college career at Michigan State ... Inducted into the Missouri Sports Hall of Fame in '97... Born on January 14, 1939 in Detroit, Mich and died on April 16, 2021 in Kansas City, Mo.



ARBANAS' CHIEFS STATISTICS

Games	Receiving					Rushing				
	No.	Yds.	Avg.	LG	TD	No.	Yds.	Avg.	LG	TD
118	198	3,101	15.7	67	34	4	15	3.8	8	0

Johnny Robinson, Halfback/Safety, 1960-71

Inducted 1974

For bio, see Chiefs in the Pro Football Hall of Fame section.


42

88

Chris Burford, End, 1960-67

Inducted 1975

Led the Texans/Chiefs in pass receptions in four of his eight seasons: '61-63 and '65 ... Was an AFL All-Star in '61 and a first-team All-AFL pick in '62 ... Played in 103 regular season contests ... Ranks fourth in franchise history in pass receptions (391) and sixth in receiving yards (5,505) ... His 55 career TD grabs are the third-most in club annals ... Caught a team-record 12 TD passes during the '62 season ... Member of AFL championship squads in '62 and '66 ... Tied with WR Otis Taylor with a team-high 58 catches during the club's Super Bowl I season in '66 ... Joined Texans as a first-round pick in '60 ... As a senior at Stanford in '59, he set an NCAA record with 61 catches ... Was enshrined in the College Football Hall of Fame in '95 ... Born January 31, 1938 in Oakland, Calif.



BURFORD'S CHIEFS STATISTICS

Games	Receiving					No.	Yds.	Rushing		
	No.	Yds.	Avg.	LG	TD			Avg.	LG	TD
103	391	5,505	14.1	69	55	3	10	3.3	13	0

E.J. Holub, Center/Linebacker, 1961-70

Inducted 1976



One of the most fiery competitors in franchise history ... Distinguished himself as both a linebacker ('61-67) and center ('68-70) ... Named to five AFL All-Star affairs as a linebacker, following the '61-62 and '64-66 seasons ... Given name was Emil Joe, but was known simply as E.J. or as the Chiefs "Holler Guy" ... Was the starting center on Kansas City's Super Bowl IV title team ... Played in 127 games after joining the Chiefs as a first-round draft pick of the Texans in '61 ... Made nine career interceptions ... Is one of the best players to ever come out of Texas Tech, where his career earned him a place in the College Football Hall of Fame in '86 ... Born January 5, 1938 in Schulenburg, Texas and died on Sept. 21, 2019 in Midland


55

77

Jim Tyrer, Tackle, 1961-73

Inducted 1977

Considered by many to be the finest offensive tackle of his era ... Was selected to the AFL All-Star team or AFC-NFC Pro Bowl nine times ... Named to the All-Time AFL Team by the Pro Football Hall of Fame ... Was a starter in each of his 13 pro seasons, playing in 180 games ... His string of 180 straight games played is the third-longest streak in club history ... Named AFL Offensive Lineman of the Year in '69 ... Served on all three of the franchise's AFL Championship squads and was the starter at left tackle for the Chiefs in Super Bowl IV ... Also played one season with Washington in '74 ... Was a college All-America choice at Ohio State and was chosen by the Texans in the third round of the '61 AFL Draft ... Born February 25, 1939 in Newark, Ohio and died on September 15, 1980 in Kansas City, Mo.



Mike Garrett, Running Back, 1966-70

Inducted 1978



Spent five very productive seasons with the Chiefs before finishing his NFL career with the San Diego Chargers ('70-73) ... Is the seventh-leading rusher in Chiefs history, churning out 3,246 yards and 24 touchdowns on 736 carries ... Also caught 141 passes for 1,231 yards and seven scores ... Led team in rushing three times, including the '67 season when he gained 1,087 yards ... Was an All-AFL choice in '66-67 ... Scored a five-yard TD against the Minnesota Vikings in Super Bowl IV victory running "65 toss power trap" ... Winner of the '65 Heisman Trophy ... Inducted into the College Football Hall of Fame in '85 ... Started Southern Cal's long legacy of talented tailbacks ... Was selected by Kansas City in the 20th round of the '66 AFL Draft ... Born April 12, 1944 in Los Angeles, Calif.

21

GARRETT'S CHIEFS STATISTICS

Games	No.	Yds.	Rushing			No.	Yds.	Avg.	LG	TD	Punt Returns				
			Avg.	LG	TD						No.	Yds.	Avg.	LG	TD
58	736	3,246	4.4	77	24	141	1,231	8.7	43	7	34	223	6.6	79	1

Len Dawson, *Quarterback, 1962-75*

Inducted 1979

For bio, see Chiefs in the Pro Football Hall of Fame section.

78

Buck Buchanan, *Defensive Tackle, 1963-75*

Inducted 1981

For bio, see Chiefs in the Pro Football Hall of Fame section.

89

Was one of the best and most exciting wide receivers of his era ... Played in one AFL All-Star game after the '66 season and two AFC-NFC Pro Bowls, following the '71-72 campaigns ... Played in 130 regular season games ... His 7,306 receiving yards, 57 TD receptions and 19 100-yard games all rank second in team history, while his 410 career receptions rank third ... Twice topped the 1,000-yard receiving mark in a season, getting 1,297 in '66 and 1,110 in '71 ... Led Chiefs in pass receptions on five occasions ('66-67 and '70-72) ... Hauled in a dazzling 46-yard TD pass in Super Bowl IV labeled as "the signature play in team history" by Lamar Hunt ... Had his college number 17 retired by Prairie View A&M ... Was a fourth-round pick of the Chiefs in the '65 AFL Draft ... Spent several years as a scout for the Chiefs following his playing career ... Became a member of the Missouri Sports Hall of Fame in '94 ... Born August 11, 1942 in Houston, Texas.



Otis Taylor, *Wide Receiver, 1965-75*

Inducted 1982

TAYLOR'S CHIEFS STATISTICS

Games	Receiving					Rushing				
	No.	Yds.	Avg.	LG	TD	No.	Yds.	Avg.	LG	TD
130	410	7,306	17.8	89	57	30	161	5.4	30	3

Ed Budde, *Guard, 1963-76*

Inducted 1984



Was the finest offensive guard to play in the AFL ... Was named to the AFL's All-Time Team by the Pro Football Hall of Fame ... Was named to play in the AFL All-Star game or AFC-NFC Pro Bowl nine times, following the '63 and '65-72 seasons ... Was a starter during each of the Chiefs two Super Bowl appearances ... His 14 seasons with the Chiefs are tied for the second-most in team history ... Saw action in 177 career regular season games ... Was a first-team All-AFL pick in '66 and '69 ... His son, Brad, played for the Chiefs from '80-86 ... Selected by Kansas City in the first round of the '63 AFL Draft ... Was a college standout at Michigan State ... Was inducted into the Missouri Sports Hall of Fame in '98 ... Born November 2, 1940 in Highland Park, Mich.

63

Emmitt Thomas, *Cornerback, 1966-78*

Inducted 1986

For bio, see Chiefs in the Pro Football Hall of Fame section.

Willie Lanier, *Linebacker, 1967-77*

Inducted 1985

For bio, see Chiefs in the Pro Football Hall of Fame section.

18

Hank Stram, *Head Coach, 1960-74*

Inducted 1987

For bio, see Chiefs in the Pro Football Hall of Fame section.




44

Jerrel Wilson, *Punter, 1963-77*

Inducted 1988

Considered one of the top punters to ever play the game ... Was named to the All-Time AFL team by the Pro Football Hall of Fame ... Played more seasons (15) than any player in team history, while his 203 games played rank third in club annals ... Owns franchise records for most punts in a career (1,018), as well as records for gross average in a season (45.5) and game (56.4) ... His 43.4-yard career average ranks second in club annals ... Owns the NFL record for most seasons leading the league in punting average, doing so four times ('65, '68, '72-73) ... Owns the Super Bowl record for career punting average (46.5) ... Known as both "Thunderfoot" and "Duck" ... Had four career punts over 70 yards ... Named to three AFC-NFC Pro Bowl squads ... Was a center at Southern Mississippi ... Played some running back early in his pro career ... Spent one season with the New England Patriots in '78 ... Drafted by Kansas City in the 11th round of the '63 AFL Draft ... Born October 4, 1941 in New Orleans, La. and died on April 9, 2005 in Bronson, Texas.



WILSON'S CHIEFS STATISTICS

Games	Punting						Rushing					
	No.	Yds.	Avg.	LG	Blk.	Net. Avg.	No.	Yds.	Avg.	LG	TD	
203	1,018	44,218	43.4	72	12	35.4	21	53	2.5	12	0	

Ed Podolak, *Running Back, 1969-77*

Inducted 1989

14



Is one of the toughest, most hard-nosed players to ever don a Chiefs uniform ... Played in 104 regular season games (66 starts) ... Is the Chiefs fourth all-time leading rusher with 4,451 yards on 1,157 carries and ranks sixth with 34 TDs ... Was also an excellent pass receiver and return man ... Caught 288 passes for 2,456 yards and six scores while averaging 8.6 yards per punt return and 20.5 yards per kickoff return ... His 8,343 career combined net yards are the fifth-most in club history ... Had one of the finest all-around performances in pro football history on Christmas Day '71, when he had an NFL single-game postseason record 350 total yards in a double OT playoff loss to Miami; had 85 rushing yards, 110 receiving yards and 155 yards on returns ... Led Kansas City in rushing five times, while pacing the squad in receiving and punt returns three times apiece ... Selected by the Chiefs in the second round of the '69 draft ... Played QB and RB at the University of Iowa and does color commentary for the Hawkeye Radio Network ... Born September 1, 1947 in Atlantic, Iowa.

PODOLAK'S CHIEFS STATISTICS

Games	Rushing					Receiving					Kickoff Returns					Punt Returns				
	No.	Yds.	Avg.	LG	TD	No.	Yds.	Avg.	LG	TD	No.	Yds.	Avg.	LG	TD	No.	Yds.	Avg.	LG	TD
104-66	1,157	4,451	3.8	65	34	288	2,456	8.5	59	6	34	697	20.5	38	0	86	739	8.6	60	0

51

Jim Lynch, *Linebacker, 1967-77*

Inducted 1990

Teamed with Pro Football Hall of Famers Willie Lanier and Bobby Bell to form one of the finest linebacker trios the game has ever seen ... The trio played together for eight memorable seasons ('67-74) ... Played in 151 games, including a string of 148 in a row ... Manned the right linebacker spot, where he recorded 17 interceptions ... Also produced 14 fumble recoveries, tying for the fifth-highest total in franchise history ... Had four seasons where he recorded three interceptions and two campaigns with three fumble recoveries ... Helped Chiefs to a huge victory over the Minnesota Vikings in Super Bowl IV, making four tackles ... Played in AFL All-Star game following the '68 season ... Was the co-captain of Notre Dame's '66 National Championship team and won the Maxwell Award as the nation's outstanding defensive player ... Enshrined in the College Football Hall of Fame in '92 ... Was a second-round pick of Kansas City in '67 ... Born August 28, 1945 in Lima, Ohio and died on July 21, 2022 in Kansas City, Mo.



Abner Haynes, *Running Back, 1960-64*

Inducted 1991

Exciting running back and return specialist who still owns or shares four franchise records, including most points in a game (30), most touchdowns in a game (five) and most rushing touchdowns in a game (four), while tying for third in team history with 8,447 career combined net yards ... Is the fifth-leading rusher in team history (3,814) ... Played in 70 regular season games ... Led club in rushing four times: '60-62 and '64 ... Selected as the AFL's first Player of the Year in '60 when he led the league with 875 rushing yards ... Became the franchise's initial 1,000-yard rusher, getting 1,049 during the '62 AFL title season ... Named All-AFL from '60-62 ... In '65 he was traded to the Denver Broncos, where he spent two seasons ... Also played with the N.Y. Jets and Miami Dolphins ... Originally a first-round pick of the Oakland Raiders in '60 ... Was a college standout at North Texas ... Born September 19, 1937 in Denton, Texas.

28



HAYNES' CHIEFS STATISTICS

G	Rushing					Receiving					Kickoff Returns				Punt Returns			
	No.	Yds.	Avg.	LG	TD	No.	Yds.	Avg.	LG	TD	No.	Yds.	Avg.	TD	No.	Yds.	Avg.	TD
65	793	3,810	4.8	80	39	199	2,739	13.8	78	17	52	1,326	25.5	1	55	598	10.9	0

3

Jan Stenerud, *Kicker, 1967-79*

Inducted 1992

For bio, see Chiefs in the Pro Football Hall of Fame section.

Sherrill Headrick, *Linebacker, 1960-67*

Inducted 1993



Hard-nosed, all-giving linebacker whose teammates called him "Psycho" for his rambunctious nature and style of play ... Named to four All-AFL All-Star squads ('61-62, '65-66) ... Played in 108 regular season contests and named All-Pro five times as one of the league's best middle linebackers ... Played one season at offensive guard, center and linebacker in Canada ('59) before joining the Texans for the initial AFL season in '60 ... Left TCU after three seasons ... Signed with the Texans as a free agent ... Had 14 interceptions during his eight-year Texans/Chiefs career, returning three for touchdowns ... Played in '62 and '66 AFL title game wins and Super Bowl I ... Was selected by the Cincinnati Bengals in the '68 AFL Expansion Draft and played with that club for one season ... Born March 13, 1937 in Waco, Texas ... Died September 10, 2008 in Fort Worth, Texas.

69

58

Jack Rudnay, *Center, 1969-82*

Inducted 1994

Was regarded as one of the NFL's finest centers during the '70s ... Determined, gummy, tough and humorous are probably the four best words that describe him ... Was the AFC's starting center in the Pro Bowl four straight times, following the '73-76 seasons ... Played in 178 games with the Chiefs, the fourth-most ever by a Kansas City offensive lineman, while his 171 starts are the third-most ever by a Chiefs player ... Put together an incredible string of 144 straight games played, beginning with the '70 season and lasting through the entire decade ... A fourth-round draft choice in '69, he missed the Chiefs Super Bowl IV season as a result of a back injury suffered in the College All-Star Game following his senior year at Northwestern ... Played both center and defensive tackle at Northwestern ... Born November 20, 1947 in Cleveland, Ohio.



Curtis McClinton, *Running Back/Tight End, 1962-69*

Inducted 1995

32



Is the eighth-leading rusher in franchise history ... Was one of the early stars of the AFL ... Had 762 rushing attempts for 3,124 yards and 18 touchdowns ... Also caught 154 passes for 1,945 yards and 14 scores ... Played in 107 regular season games ... Made three AFL All-Star games following the '62 and '66-67 seasons and was named the Outstanding Player of the '62 game ... Was a member of both Chiefs Super Bowl teams and all three AFL title clubs ... Was named the AFL Rookie of the Year in '62, when he rushed for 604 yards and caught 29 passes for 333 yards ... Was the first AFL player to score a TD in a Super Bowl, catching a seven-yard pass in the second quarter of Super Bowl I ... Was a backup tight end on the Super Bowl IV championship squad ... Selected as a future choice by the Texans in the 14th round of the '61 AFL Draft ... Rushed for 1,377 yards as a college halfback at the University of Kansas ... Has been inducted into both the Missouri and Kansas Sports Halls of Fame ... Nicknamed "The Count" ... Born June 25, 1939 in Muskogee, Okla.

McCLINTON'S CHIEFS STATISTICS


Games	Rushing					Receiving				
	No.	Yds.	Avg.	LG	TD	No.	Yds.	Avg.	LG	TD
107	762	3,124	4.1	69	18	154	1,945	12.6	69	14

20

Deron Cherry, *Safety, 1981-91*

Inducted 1996

Is one of the most celebrated and popular players in franchise history ... Was the finest free safety in the AFC throughout the '80s, grabbing six straight Pro Bowl berths following the '83-88 seasons, including five as a starter in the game ... Was selected to the Chiefs 25-Year Anniversary Team in '87 ... Entered the pro ranks as a rookie free agent punter, making him one of the most successful free agents in NFL history ... Owner of six 100-tackle seasons ... In 148 career games (124 starts), had 927 tackles, 50 interceptions, 15 fumble recoveries and three touchdowns ... Ranks third on the team's all-time interception list ... Led Chiefs in tackles four times and in interceptions on six occasions ... Won AFC interception title in '86 with nine pickoffs ... Was a strong safety and punter at Rutgers and was a high school quarterback ... Inducted into the Missouri Sports Hall of Fame in 2002 ... Is one of nine partners of the NFL's Jacksonville Jaguars ... Born September 12, 1959 in Palmyra, N.J.




CHERRY'S CHIEFS STATISTICS

G-S	Interceptions				Tackles			Sacks			
	No.	Yds.	Avg.	LG	Solos	Asst.	Total	No.	Yds.	FR	
148-124	50	688	13.8	67	1	597	360	927	3.5	24.0	14

Dave Hill, *Tackle, 1963-74*

Inducted 1997

73



Exceptional offensive tackle manned the right side of the Chiefs line for 12 superb seasons ... Was a member of two AFL championship teams ('66 and '69) and both Chiefs squads that went to the Super Bowl ... Was the starting right tackle in Kansas City's Super Bowl IV victory over the Minnesota Vikings ... Played in 150 regular season games and did not miss a contest for nine straight seasons ('64-72) ... Was considered one of the game's best pass protectors during his career ... Selected by Kansas City in the 24th round of the '63 AFL Draft ... Was an outstanding collegiate tackle at Auburn University ... Born February 1, 1941 in Lanett, Ala.

CHIEFS HONOR GROVE




A grove of over 40 stately Giant Redwoods was planted in the Southeast corner of the Truman Sports Complex on April 15, 2002 in conjunction with the Chiefs 40th Anniversary Season in Kansas City. The selection of the tree species by Founder Lamar Hunt originated from a statement made by Vikings QB Joe Kapp following Super Bowl IV: "The Chiefs defensive line was very active and looked like a Redwood Forest." The "Chiefs Honor Grove" features permanent markers honoring the team's Hall of Fame players, whose names adorn the lockers of the Chiefs Hall of Honor presented by Time Warner Cable. During the Chiefs Alumni Weekend each year, an additional tree is planted in honor of the most recent Chiefs Hall of Fame inductee.

67

Art Still, Defensive End, 1978-87

Inducted 1998

Was a force against the run as well as an unstoppable pass rusher ... Was a four-time Pro Bowl selection, following the '80-82 and '84 seasons ... Named the Chiefs Most Valuable Player twice ('80 and '84) ... Started all 136 appearances he made in a Kansas City uniform ... Is third on the Chiefs all-time sack list with 73.0 ... Is second in team history with 992 tackles and also had 11 fumble recoveries ... Led team in sacks on six occasions and topped the team's tackle chart three times ... Recorded a Pro Bowl-record 85-yard fumble return TD in the '85 game ... Had two seasons ('80 and '84) with 14.5 sacks ... Was the second overall player taken in the '78 NFL Draft (Houston RB Earl Campbell was the first) ... Was traded to Buffalo in '88 where he played two years ... Inducted into the Missouri Sports Hall of Fame in 2005 ... Was the Southeastern Conference Player of the Year as a senior at the University of Kentucky ... Born December 5, 1955 in Camden, N.J.



STILL'S CHIEFS STATISTICS

G-S	Tackles			No.	Sacks	
	Solos	Asst.	Total		Yds	FR
136-136	699	293	992	73.0	517.0	11

Lloyd Burruss, Safety, 1981-91

Inducted 1999

34



The first Chiefs player to ever be the Mack Lee Hill Award winner ('81), the team's MVP ('85) and a member of the Chiefs Hall of Fame ... Was one of the premier strong safeties in the NFL throughout the '80s ... Played in 145 regular season games (103 starts) ... During that decade, he averaged 63 tackles per season, while recording 20 interceptions and scoring five touchdowns ... Gained league-wide recognition in '86 with his only Pro Bowl berth ... Was Kansas City's starting strong safety from '81-88 ... Returned four of his 22 interceptions for a touchdown ... Only Bobby Bell (six), Emmitt Thomas (five) and Jim Kearney (five) have returned more interceptions for scores in Kansas City history ... Owns team record for interception return yardage (121) in a game ... Is co-holder of NFL and team records for interceptions returned for a touchdown in a game with two (KC's Jim Kearney, Derrick Johnson and 23 others share the league mark) ... Extremely productive player produced 628 tackles, 22 interceptions, seven fumble recoveries and 3.5 sacks ... Was a four-year starter at the University of Maryland ... Born October 31, 1957 in Charlottesville, Va.

BURRUSS' CHIEFS STATISTICS

G-S	Interceptions					Tackles			Sacks		
	No.	Yds.	Avg.	LG	TD	Solos	Asst.	Total	No.	Yds.	FR
145-103	22	509	23.1	83	4	429	199	628	3.5	21.0	7

Christian Okoye, Running Back, 1987-92

Inducted 2000

35

Unquestionably the most powerful runner ever to wear the Red and Gold ... Nicknamed "The Nigerian Nightmare" ... Doled out plenty of punishment during his six seasons with Kansas City ... His 1,246 rushing attempts rank third in franchise annals, while his 4,897 rushing yards rank as the third-highest total in Chiefs history ... Still holds the second-highest marks in club annals for rushing attempts in a season (370 in '89) and attempts in a game (38) ... Is third in team history with 14 career 100-yard games ... Racked up those numbers in just 79 games (65 starts) ... Became just the second Chief ever to lead the league in rushing, gaining an NFL-best 1,480 yards in '89 ... His 40 career rushing TDs rank fourth in Kansas City history ... Just the second Chiefs player ever to earn the club's Mack Lee Hill Award ('87), team MVP honors ('89) and be enshrined in the Chiefs Hall of Fame ... Was a Pro Bowl pick following the '89 and '91 seasons ... Originally came to the United States in '82 to compete in track and field at Azusa Pacific ... Joined the Azusa football squad in '84 and after just three seasons of organized football was a second-round draft choice of Kansas City in '87 ... Enshrined in the Missouri Sports Hall of Fame in 2003 ... The name Okoye in Nigerian means "Blessed on Sundays" ... Born August 16, 1961 in Enugu, Nigeria.



OKOYE'S CHIEFS STATISTICS

G-S	Rushing					Receiving				
	No.	Yds.	Avg.	LG	TD	No.	Yds.	Avg.	LG	TD
79-65	1,246	4,897	3.9	59	40	42	294	7.0	22	0

Derrick Thomas, Linebacker, 1989-99

Inducted 2001

For bio, see Chiefs in the Pro Football Hall of Fame section.

58

76

Monumental Minnesotan anchored Kansas City's offensive line for 13 seasons from his left tackle post ... The stoic standard-bearer by which all future Kansas City left tackles will be judged ... Played a prodigious part in the resurgence of the Chiefs franchise in the '90s ... Will Shields (224) and Jim Tyrer (180) are the only offensive linemen in team history to play in more games than Alt (179) ... Started 149 of those games and owns a share of a franchise record by making 10 career playoff appearances, including the '93 AFC Championship Game ... Earned back-to-back Pro Bowl trips following the '92 and '93 seasons ... An All-Pro pick in '90-91 ... A prolific pass protector, also helped Kansas City perennially produce some of the best rushing numbers in the '90s ... The Chiefs led the NFL in rushing for the first time in team history in '95 and produced five top 10 finishes during his tenure ... Former collegiate tight end claims to have "eaten his way" out of that position before moving to tackle at the University of Iowa ... Was a first-round draft choice in '84, the third offensive lineman selected overall ... Born May 30, 1962 in Stuttgart, Germany.

John Alt, Tackle, 1984-96

Inducted 2002



Gary Spani, Linebacker, 1978-86

Inducted 2003

59



The second all-time leading tackler in Chiefs history with 999 career stops ... Played his inside linebacker post with tenacity and toughness for nine stellar seasons ... Led the club in tackles for four straight years ('78-81) and posted five 100-tackle campaigns ... His single-season record of 157 tackles in '79 stood until 2002 ... Played in 124 regular season contests (108 starts), averaging an impressive 8.1 tackles per game ... Accumulated 9.5 sacks, nine fumble recoveries and scored two TDs ... Was voted the Miller/NFL "Man of the Year" in '83 and O'Grady's "Crunchman of the Year" in '84 ... Helped guide the club to its first playoff berth in 15 years in '86 ... Joined the Chiefs as a third-round draft choice in '78 ... Was the first-ever consensus All-America performer at Kansas State ... Was enshrined in the College Football Hall of Fame in 2003 ... Inducted into the Kansas Sports Hall of Fame in 2004 and the Missouri Sports Hall of Fame in 2006 ... Has served as a member of the Chiefs front office since '89 and currently serves as the club's Director of Community Engagement ... Born January 9, 1956 in Satanta, Kansas and attended high school in Manhattan, Kan., making him the only native-born Kansan in the Chiefs Hall of Fame.

SPANI'S CHIEFS STATISTICS


G-S	Tackles			Sacks		Interceptions					
	Solo	Asst.	Total	No.	Yds	No.	Yds.	Avg.	LG	TDs	FR
124-108	669	330	999	9.5	76.5	2	71	35.5	47	1	9

37

Joe Delaney, Running Back, 1981-82

Inducted 2004

Electrifying runner whose promising career was tragically cut short after just two NFL seasons ... Unassuming and humble off the field, was simply amazing once he stepped between the stripes ... Burst onto the NFL scene as the AFC Rookie of the Year in '81 when he earned a trip to the Pro Bowl and was named Chiefs MVP after establishing a then-franchise record with 1,121 rushing yards ... Helped propel the '81 Chiefs to a 9-7 record, the club's first winning season since '73 ... After coming off the bench to record 101 rushing yards in his initial NFL action at New England (10/4/81), ran for 106 yards and registered 104 receiving yards in his initial pro start vs. Oakland (10/11/81) ... His 193-yard outing vs. Houston (11/15/81) remains the seventh-highest single-game rushing output in franchise history ... In just 23 career games, amassed 329 carries for 1,501 yards with three TDs, as well as 33 receptions for 299 yards ... Joined the Chiefs as a second-round draft choice out of Northwestern Louisiana where was a part of the school's NCAA Division I champion 4x100 meter relay team ... Drowned on June 29, 1983 attempting to save the lives of three youngsters in Monroe, La. and was buried on July 4, 1983 in Haughton, La. ... Posthumously awarded the Presidential Citizen's Medal by Ronald Reagan on July 13, 1983 ... Received the NCAA Award of Valor in '84 and was enshrined in the College Football Hall of Fame in '97 ... Born October 30, 1958 in Henderson, Texas.



DELANEY'S CHIEFS STATISTICS

G-S	Rushing					Receiving					Kickoff Returns				
	No.	Yds.	Avg.	LG	TD	No.	Yds.	Avg.	LG	TD	No.	Yds.	Avg.	LG	TD
23-17	329	1,501	4.6	82t	3	33	299	9.1	61	0	1	11	11.0	11	0

Jack Steadman, Administrator, 1960-07

Inducted 2005



The only individual other than Lamar Hunt who was involved with the Texans/Chiefs franchise every year from '60 until the time of Hunt's passing ... Joins Hunt as the only individual other than a player or coach to be inducted in the Chiefs Hall of Fame ... "Jack's contributions to the American Football League, Arrowhead Stadium and the Chiefs franchise have helped positively define the sport in Mid-America," Hunt remarked ... Served in the club's top management position for 29 years as both General Manager from November of '60 to '76 and President from '77 to '88 ... Was instrumental in the franchise's move from Dallas to Kansas City in '63 ... His lobbying efforts for a dual-stadium concept eventually evolved into the Truman Sports Complex, a lasting reminder of his foresight and a project whose design, development and construction he oversaw ... The Chiefs captured three AFL titles as he and head coach Hank Stram guided the franchise's fortunes with the club's finest hour coming with a victory in Super Bowl IV ... Noted for his many charitable and philanthropic efforts, was honored as the "Kansas Citian of the Year" in '88 by the Chamber of Commerce of Greater Kansas City ... Recognized as an innovative and successful businessman, held the post of Chairman of the Board for the franchise from '89-04 and served as Vice Chairman of the Board from 2005-07... Died July 5, 2015 in Kansas City, Mo.

90

Neil Smith, Defensive End 1988-96

Inducted 2006

Was one of the bedrocks upon which the Chiefs defensive dominance of the '90s was built ... Paired with LB Derrick Thomas to forge one of the most feared pass rushing duos in NFL history ... Served as a foundation for a franchise-record string of six straight postseason appearances from '90-95, making nine playoff starts over that span ... Possessed an imposing seven-foot wingspan that helped wreck havoc on opponents and allowed him to make a myriad of momentum-changing plays ... Accumulated 86.5 sacks and 29 forced fumbles in Kansas City – totals that both rank second in Chiefs history behind only Thomas – in addition to blocking five FGs ... Will forever be intrinsically linked with his "little buddy" Thomas, but his individual accomplishments clearly stand on their own merit ... Registered double-digit sacks for four straight seasons from '92-95, leading the team or tying for the team lead with Thomas each of those years ... Voted team MVP following the '92 campaign when he had 14.5 sacks and followed up that performance with a career-high 15.0 sacks in '93 ... Played in 138 regular season games for Kansas City, accumulating 546 tackles (403 solo), three INTs with one TD, 13 fumble recoveries with one TD and 22 passes defended ... Departed Kansas City following the '96 campaign and won a pair of Super Bowl rings with Denver, but it was in Kansas City where his legacy as one of the NFL's most dominant defensive performers of the '90s was clearly solidified ... The Chiefs traded up with Detroit to select Smith with the second overall pick in the '88 NFL Draft ... Was an All-America performer at the University of Nebraska ... Born April 10, 1966 in New Orleans, La.



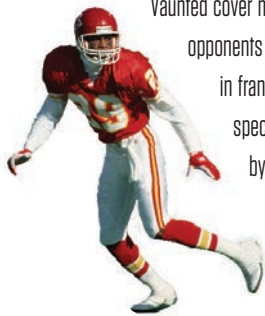
SMITH'S CHIEFS STATISTICS

G-S	Tackles			Fumbles		Sacks		INTs		Passes	QB
	Solo	Asst.	Total	Rec.	For.	No.	Yds	No.	Yds.	Defensed	Pressures
138-127	403	143	546	13	29	86.5	642.5	3	66	22	346

Albert Lewis, Cornerback, 1983-93

Inducted 2007

29



Vaunted cover man was a lynchpin for the league's most decorated secondary unit for over a decade ... Picked off 20 passes during his first four professional campaigns before opponents finally decided it wasn't a good idea to test him ... Four-time Pro Bowl cornerback concluded his Chiefs tenure with 38 career interceptions, the fifth-highest total in franchise history ... In addition to his exemplary coverage skills, possessed tremendous speed off the edge and owned an uncanny ability to stretch out his body on special teams ... Utilized those rare traits to become the most adept kick blocker in franchise history, swatting down a team-record 10 punts, four of which were returned by the Chiefs for a TD ... Named Kansas City's MVP following the '86 season when he accounted for 69 tackles (61 solo), four INTs, two fumble recoveries, a sack and a blocked punt ... Also earned a spot on the Chiefs 25-Year All-Time Team in '87 ... Helped lead the club to five playoff berths and was a member of the '93 squad that reached the AFC Championship Game ... Saw duty in 150 games (128 starts) for the Red and Gold, accumulating 555 tackles (450 solo), 38 INTs, 11 fumble recoveries and 4.5 sacks ... Spent the final five years of his professional career with Oakland, but it was in a Chiefs uniform where he built his reputation as one of the most respected cornerbacks of his era ... Joined the club as a third-round selection in the '83 NFL Draft out of Grambling ... Born October 6, 1960 in Mansfield, La.

LEWIS' CHIEFS STATISTICS

G-S	Interceptions					Tackles				FR	Blocked Punts
	No.	Yds.	Avg.	LG	TD	Solo	Asst.	Total	Sacks		
150-128	38	329	8.7	34	0	450	105	555	4.5	11	10



Curley Culp, Defensive Tackle, 1968-74

Inducted 2008

For bio, see Chiefs in the Pro Football Hall of Fame section.


61

8

Nick Lowery, Kicker, 1980-93

Inducted 2009

The all-time leading scorer in franchise history, accumulated 1,466 career points in 14 seasons with the Red and Gold ... Clutch kicker also holds Chiefs career records for made field goals (329), PATs made (479) and PATs attempted (483) ... Three-time Pro Bowl performer was one of the most accurate long-distance kickers in league history, connecting on a team-record 20 FGs from 50 yards or longer during his illustrious career ... Owns the three longest FGs in Chiefs annals, including a pair of 58-yard efforts ... Registered a team-record 14 game-winning FGs during his tenure in Kansas City, seven of which came from 40 yards or more ... Enjoyed a Pro Bowl campaign in '90 as the Chiefs made the playoffs, setting a franchise single-season record with 34 made FGs and scoring 139 points, the highest tally ever for a Kansas City kicker ... Only P Jerrel Wilson (15) played more seasons and only G Will Shields (224) played in more games in a Chiefs uniform ... Was a member of five Chiefs playoff squads ... Based on his 17-year NFL career totals with New England ('78), Kansas City ('80-93) and the N.Y. Jets ('94-96), ranks eighth in NFL history in made FGs (383) and is 10th in points (1,711) ... Converted 80.2% of his FGs (329 of 410) and 99.3% of his PATs (479 of 483) with Kansas City ... Before landing with the Chiefs as a free agent in '80, had been cut 11 times by eight clubs over a two-year span ... The lone Chiefs player to ever hail from Dartmouth, was involved in efforts that assisted three different U.S. Presidents (Reagan, H.W. Bush and Clinton) ... Was the winner of the '93 Byron "Whizzer" White Award ... Born May 27, 1956 in Munich, Germany.



LOWERY'S CHIEFS STATISTICS

G-S	Field Goals			50-yard FGs	Game-Winning FGs
	Made	Att.	Pct.		
212	329	410	80.2	20	14

Marty Schottenheimer, Head Coach, 1989-98

Inducted 2010



Owning the best winning percentage of any head coach in Chiefs history, became the 40th inductee into the Chiefs Hall of Fame ... Joins Pro Football Hall of Fame enshrinee Hank Stram as only the second coach to be enshrined in this prestigious group ... Compiled a 101-58-1 regular season record at the helm of the Chiefs, giving him a .634 winning percentage ... Won 101 regular season games during his tenure, the highest total during any 10-year span in the franchise's storied 50-year history ... Buffalo (111) was the only AFC club to win more games in the '90s than Kansas City (109) ... Guided Kansas City to seven playoff appearances and coached in 10 postseason contests, the highest totals of any Chiefs head coach ... Led the club to the playoffs seven times in the '90s, making Kansas City one of just three clubs to achieve that feat ... Captured AFC West titles in '93, '95 and '97 in addition to leading Kansas City to its first-ever appearance in the AFC Championship Game following the '93 campaign ... Coached his Chiefs teams to a 62-18 (.775) regular season home record at Arrowhead, marking the third-best home record in the NFL over that 10-year span ... Registered 30 seasons as a coach in the NFL ranks, including 21 seasons as a head coach with Cleveland ('84-88), Kansas City ('89-98), Washington (2001) and San Diego (2002-06) ... Concluded his NFL head coaching tenure with a 200-126-1 (.613) regular season record and 13 playoff appearances ... Only four coaches in NFL history posted more regular season wins and all are enshrined in the Pro Football Hall of Fame – Don Shula (328), George Halas (318), Tom Landry (250) and Curly Lambeau (226) ... One of only five coaches to lead three different clubs to the playoffs in NFL history ... Was a seventh-round selection of Buffalo in the '65 AFL Draft ... Spent six seasons in the AFL with Buffalo ('65-68) and Boston ('69-70) ... Born September 23, 1943 in Canonsburg, Pa and died on February 8, 2021 in Charlotte NC.

Kevin Ross, Cornerback, 1984-93, '97

Inducted 2011

31



Part of a Chiefs secondary that was feared by opposing teams, Kevin Ross patrolled Kansas City's defensive backfield for 10-straight seasons and returned to the Chiefs after a three-year hiatus to finish his career with Kansas City ... Two-time Pro Bowler was an unheard-of seventh-round draft pick in '84 but became a top performer in the league ... Finished his Chiefs career with 156 games played (144 starts) ... Tallied 30 INTs for 551 yards (18.4 avg.), returning two picks for touchdowns ... Produced 826 tackles (620 solo), 4.0 sacks, 30 INTs for 551 yards with two touchdowns, 12 fumble recoveries, 12 forced fumbles, a blocked punt and a blocked field goal ... Earned the nickname "Rock" for his hard-hitting style of play and the punishing blows that he delivered to opponents ... Lined up at primarily cornerback in his first 10 campaigns with Kansas City but moved to safety for his final season in '97 ... Ross started eight postseason contests with the Chiefs, accumulating 44 tackles (37 solo) and a forced fumble ... Earned his first trip to the Pro Bowl following the '89 season after tying for fifth on the team with 75 tackles (57 solo), 13 passes defended, one forced fumble and intercepting a team-high four passes ... Was selected to his second straight Pro Bowl in '90 after pacing the Chiefs with five INTs and 14 passes defended ... Before returning to Kansas City '97, spent time in Atlanta ('94-95) and San Diego ('96) ... Originally entered the NFL as a seventh-round selection (173rd overall) of Kansas City in the '84 draft ... Born January 16, 1962 in Camden, N.J.

ROSS' CHIEFS STATISTICS

G-S	No.	Yds.	Interceptions			Solos	Asst.	Tackles			
			Avg.	LG	TD			Total	Sacks	FR	FF
156-144	30	551	18.4	99+	2	620	206	826	4.0	12	12

68

Will Shields, Guard, 1993-06

Inducted 2012

For bio, see Chiefs in the Pro Football Hall of Fame section.

Gary Barbaro, Safety, 1976-82

Inducted 2013

26



Ball-hawking safety roamed the Chiefs defensive backfield for seven seasons ... Was one of the most prolific interceptors of the football in the National Football League during his career, recording more interceptions and interception return yards than any other player during that seven-year span ... Set a franchise record by starting all 101 games he played in to begin his career ... Selected to three consecutive Pro Bowls, earning his first trip following the 1980 season ... Honored as the club's Mack Lee Hill Award winner after his rookie season in 1976 and was named the first-ever winner of the team's most valuable player award (now known as the Derrick Thomas Award) for his play in the 1979 season ... Recorded 39 career interceptions for 771 yards (19.8 avg.) ... Returned three of his 39 interceptions for touchdowns, including one for a 102-yard touchdown return vs. Seattle (12/11/77), which still stands as the longest interception return in Chiefs history and ranks him with the fifth-most interception return yards in a single game in franchise history ... His 39 interceptions stand as the fourth-highest total in club history behind Chiefs Pro Football Hall of Fame great Emmitt Thomas (58) and Chiefs Hall of Fame honorees Johnny Robinson (57) and Deron Cherry (50) ... Recorded 10 interceptions in 1980, tying a club record for most interceptions in a single season ... His 771 interception return yards ranks the second-most in team history behind Thomas' 938 yards ... Originally entered the NFL as the Chiefs third-round pick (74th overall) in the 1976 NFL Draft ... Was a two-time all-Gulf South Conference first-team defensive back at Nicholls State, intercepting nine passes in two seasons at Nicholls State ... Born February 11, 1954 in Kenner, La.

CHIEFS 40th ANNIVERSARY TEAM



OFFENSE			DEFENSE		
WR	Otis Taylor	1965-75	DE	Art Still	1978-87
WR	Carlos Carson	1980-89	DE	Neil Smith	1988-96
TE	Fred Arbanas	1962-70	DT	Buck Buchanan	1963-75
T	Jim Tyrer	1961-73	DT	Jerry Mays	1961-70
T	John Alt	1984-96	LB	Willie Lanier	1967-77
G	Ed Budde	1963-76	LB	Bobby Bell	1963-74
G	Will Shields	1993-03	LB	Derrick Thomas	1989-99
C	Jack Rudny	1970-82	CB	Emmitt Thomas	1966-78
QB	Len Dawson	1962-75	CB	Albert Lewis	1983-93
FB	Christian Okoye	1987-92	S	Deron Cherry	1981-91
RB	Ed Podolak	1969-77	S	Johnny Robinson	1960-71

(As selected by Lamar Hunt and Lamar Hunt, Jr. in 1999.)



Inducted 2014




Three-time Pro Bowl running back enjoyed a stellar five-year run with Kansas City from 2001-05 before a head and neck injury sustained after a blow to the helmet significantly sidelined him for a majority of his final two seasons in Kansas City ... A sensational, electrifying and productive player, he is one of the most prolific running backs in franchise history ... Started 63 of 65 games he appeared in while donning a KC uniform and either set or still holds numerous club rushing records ... Earned three consecutive Pro Bowl appearances from 2001-03 after joining the team as an unrestricted free agent ... Ranks fourth in team history with 500 total points, the best mark of any non-kicker ... Owns the top two single-season scoring marks in club history with 162 points in 2003 and 144 points in 2002 ... Owns the club record for most career touchdowns with 83 (76 rushing, seven receiving) and owns the top two single-season marks for touchdowns with 27 in 2003 and 24 in 2002 ... In 2002, set a club record scoring touchdowns in 11 consecutive games ... Led the NFL in rushing in 2001 with 1,555 yards, becoming one of just three Chiefs players to ever lead the league in rushing yards ... Owns 1,321 career rushing attempts, the second-best mark in franchise history ... Is the all-time franchise leader with 6,070 rushing yards and is one of just three players in team history with more than 5,500 career rushing yards ... Recorded three seasons with 1,000 or more rushing yards, the second-most in franchise history ... Recorded 24 games of 100 or more rushing yards to rank second in team history, and had nine such games in 2002, the third-best single-season mark in club annals ... Owns 190 rushes of 10 or more yards to rank first in team history, recording 53 in 2002 and 52 in 2001, the top two marks by a Chiefs running back in a single season ... Owns the top two marks for most 10-plus rushes in a game with 10 in 2001 and nine in 2002 ... Owns the franchise's third-best career rushing average of players with at least 400 attempts, averaging 4.60 yards per carry ... His 76 rushing touchdowns are 20 more than the next closest player in franchise history while he owns three of the top five marks for rushing touchdowns in a single season (27 in 2003, 21 in 2002 and 14 in 2004) ... Is tied for first in team history with two separate games of four rushing touchdowns ... Registered 11 consecutive games with a rushing touchdown in 2002 and eight straight games with a rushing touchdown in 2004 ... Totaled 251 career receptions, the third-best mark by a Chiefs running back and owns the top two single-season marks for receptions by a running back with 74 in 2003 and 70 in 2002 ... Owns 2,377 career receiving yards to rank fourth in team history and has three of the top five single-season marks for receiving yards by a running back ... His five career games of 100 or more receiving yards by a running back ties Abner Haynes for the team record ... Is the franchise's all-time leader in attempts from scrimmage with 1,572 (1,321 rushing, 251 receiving) and is second in club annals with 8,447 scrimmage yards (6,070 rushing, 2,377 receiving) ... He holds the team single-season record for yards from scrimmage with 2,287 in 2002 and is one of just two players in franchise history to record 300 or more yards from scrimmage in a single game (307 at Seattle on Nov. 24, 2002) ... Originally entered the NFL as an undrafted free agent out of Houston with the Baltimore Ravens in 1997 ... Joined the Chiefs as an unrestricted free agent from Baltimore in 2001 ... Born October 7, 1973 in Fort Smith, Ark.

HOLMES' CHIEFS STATISTICS

G-S	Rushing					Receiving				
	No.	Yds.	Avg.	LG	TD	No.	Yds.	Avg.	LG	TD
65-63	1,321	6,070	4.6	56	76	251	2,377	9.5	67†	7

Inducted 2015

Spent seven productive seasons with the Chiefs before being traded to the Los Angeles Rams ... Represented the Chiefs in three Pro Bowls ... Appeared in 100 games (99 starts in Kansas City ... Recorded 24 interceptions returned for 330 yards, including one for 42 yards and a touchdown ... Tallied 10 fumble recoveries ... Also contributed significantly to special teams and owns nine career blocked kicks (2 blocked punts, 3 blocked field goals and 4 blocked extra-points) ... Completed the trifecta in 1980 when he blocked a punt, a field goal and an extra point in the same season ... Garnered the club's MVP award in 1982 and was also named an All-Pro cornerback three consecutive years (1981-83) ... Earned the Mack Lee Hill Award his rookie season ... Originally entered the NFL as the Chiefs first-round pick (10th overall) in the 1977 NFL Draft ... A standout collegiate player for Baylor University (1973-77) ... Earned consensus All-America honors and was inducted into Baylor's Hall of Fame in 1989 ... Enshrined into the San Antonio Sports Hall of Fame in 1999 and the San Antonio Independent School District Hall of Fame in 2015 ... Born October 22, 1955 in San Antonio, Texas.



GREEN'S CHIEFS STATISTICS


G-S	Interceptions					
	No.	Yds.	Avg.	LG	TD	FR
100-9	24	330	13.8	57	1	10

Inducted 2016

Lead-blocker for some of the best offensive years in Chiefs history, the three-time Pro Bowler Richardson spent 11 seasons in Kansas City's backfield, blocking for two of the best running backs in franchise history ... He played in 163 games (95 starts) ... Rushed for 1,576 yards and hauled in 1,298 receiving yards ... Totaled 24 touchdowns during his time in Kansas City ... Helped pave the way for four individual 1,000-yard rushing seasons ... Added to a rushing offense that led the league in yards (2,222) in 1995 ... With Richardson as his lead blocker, Chiefs RB Larry Johnson ran for 1,750 yards in 2005, the second-highest single-season total in franchise history ... Additionally, Richardson blocked for RB Priest Holmes, who ended his career as the franchise's all-time leading rusher ... The 2004 Chiefs set the NFL single-season record with 398 first downs as well as leading the league in total offense for the first time in club history, averaging 418.4 yards per game ... Came to the Chiefs in 1995 after one season on the Cowboys practice squad ... He played collegiately at Auburn, where he was the second true freshman to ever start his first career game for the Tigers under Pat Dye ... Ran for 715 yards and nine touchdowns while also blocking for two-time All-SEC running back James Bostic ... Richardson grew up in Germany and did not play football until attending high school in Alabama ... Received his Bachelor of Education degree in 2000 and his MBA in 2004 from Webster University ... Chiefs Ed Block Courage Award winner in 2001 ... Team's NFL Man of the Year nominee in 2002 ... Inducted into the Missouri Sports Hall of Fame in 2013 ... Born December 17, 1971 in Frankfurt, West Germany.

**RICHARDSON'S CHIEFS STATISTICS**

G-S	Rushing					Receiving				
	No.	Yds.	Avg.	LG	TD	No.	Yds.	Avg.	LG	TD
163-95	395	1,576	4.0	33	15	177	1,298	7.3	47	9

Carlos Carson, *Wide Receiver, 1980-89**Inducted 2017*

Carson spent 10 years on Kansas City's roster (1980-89) playing under Pro Football Hall of Fame Head Coach Marv Levy (1980-82) as well as head coaches John Mackovic (1983-86), Frank Gansz (1987-88) and Chiefs Hall of Fame Coach Marty Shottenheimer (1989) ... While with the Chiefs, he saw action in 120 games (91 starts) ... He recorded 6,360 receiving yards (fifth most in team history), 352 career receptions and 33 total touchdowns ... Carson had his best season in 1983, where he started all 16 games and recorded career-highs in receiving yards (1,351), receptions (80) and touchdowns (7) ... His 1,351 receiving yards fell just shy of Philadelphia WR Mike Quick (1,409) for most receiving yards that season in the NFL ... His 352 career receptions rank sixth all-time in Chiefs history among wide receivers and eighth among all positions ... Carson was drafted by the Kansas City Chiefs in the fifth round (114th overall) of the 1980 NFL Draft after three successful seasons at Louisiana State University (1977-79) ... In his first-career start against Rice he connected with QB Steve Ensminger for the second-longest pass in school history at 82 yards ... He went on to record five receiving touchdowns that game, setting a school record that stands to this day ... He ranks tied for first in most total touchdowns in a game alongside RB Kevin Faulk (1997) and RB Leonard Fournette (2015) ... As a Tiger, he recorded 89 receptions, 1,728 receiving yards and 15 touchdowns, while earning a degree in physical education ... Born December 28, 1958 in Lake Worth, Fla.

CARSON'S CHIEFS STATISTICS

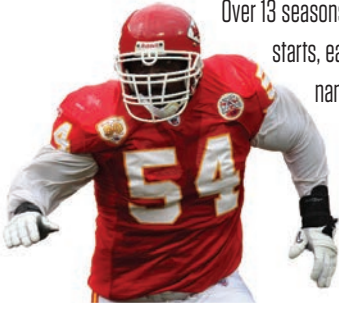
G	Receiving					Kick Returns				
	No.	Yds.	Avg.	LG	TD	No.	Yds.	Avg.	LG	TD
120	353	6,360	18.3	81†	33	57	1,246	21.9	48	0

Tony Gonzalez, *Tight End, 1997-08**Inducted 2018*

For bio, see Chiefs in the Pro Football Hall of Fame section.

Brian Waters, Guard, 2000-10

Inducted 2019



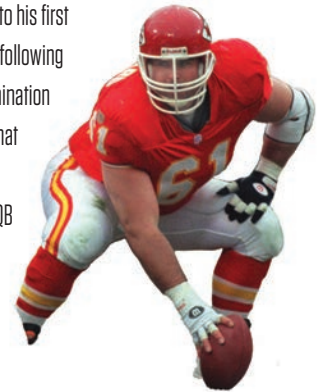
Over 13 seasons with the Kansas City Chiefs (2000-10), the New England Patriots (2011) and the Dallas Cowboys (2013), Waters played in 186 games with 170 starts, earning six Pro Bowl selections and two first-team All-Pro recognitions by the Associated Press ... He became the first offensive lineman to be named the AFC Offensive Player of the Week, which occurred following Kansas City's 56-10 win over the Atlanta Falcons on October 24, 2004 when the team rushed for an NFL record eight touchdowns in the game ... During Waters' time with the Chiefs, he helped pave the way for each of the top four individual single-season rushing performances in franchise history ... He was also on the field for three of the top five individual single-game rushing efforts in club annals, including RB Jamaal Charles' franchise-record 259-yard performance at Denver (11/3/10) ... In 2004, he teamed with Pro Football Hall of Fame G Will Shields to form the first tandem of Pro Bowl guards from the same team since Larry Allen and Nate Newton did it for Dallas following the 1995 season ... He and Shields also became the first guard duo from the same team to be named to three-consecutive Pro Bowls (2004-06) ... In 2009, the entire National Football League community honored Waters as the Walter Payton NFL Man of the Year winner for his on-field accomplishments, as well as his commitment to community outreach ... Waters became the fifth member of the Chiefs to receive this honor, tying the Chiefs for the most award winners in the NFL ... Waters was signed by Dallas as an undrafted free agent and released after training camp in 1999 ... Following his release from Dallas, he arrived in Kansas City for a free agent workout in March of 2000 when the Chiefs convinced him to make the move to offensive line, a position he had never played ... He spent the spring of 2000 playing for the Berlin Thunder of NFL Europe where he started every game at center ... The Waxahachie, Texas, native played in 44 games at North Texas, starting at tight end for three years before switching to defensive end prior to his senior season ... Waters hauled in 86 receptions for 975 yards and nine touchdowns in three years as a tight end ... As a senior defensive end, he recorded 45 tackles (32 solo) and 5.0 sacks, earning him first-team All-Big West Conference honors. He also caught four passes for 66 yards with one touchdown as a senior ... Born February 18, 1977 in Waxahachie, Texas.

61

Grunhard spent 11 years with the Kansas City Chiefs (1990-2000), appearing in 169 games with 164 starts, including a streak of 120 straight starts from Sept. 5, 1993 - Oct. 29, 2000, the fourth-longest starting campaign in franchise history ... His 164 starts with the team are the fifth-most among any player in Chiefs annals ... Following the 1999 season he was named to his first career Pro Bowl becoming the first Kansas City center to make a Pro Bowl appearance since fellow Chiefs Hall of Fame inductee Jack Rudny was nominated following the 1977 season ... Grunhard took over the role of starting center for the Chiefs during just his third game of his rookie year in 1990 and was rewarded with a nomination to the PFWA All-Rookie Team alongside teammate Dave Szott ... Known for his effort and intensity on the field, Grunhard spearheaded a Chiefs offensive line that helped the Kansas City rushing offense rank among the NFL's top five during four of his final six seasons (1995-97 & '99) with the team ... He was also a key factor in the Chiefs allowing 22.0 or fewer sacks four times during the '90s, including a franchise-low 19.0 QB takedowns during the 1994 season ... During Grunhard's time with the Chiefs, the team reached the NFL playoffs seven times in the 1990s, one of just three clubs to accomplish this feat in that timespan, including reaching the AFC Championship Game in January 1994 ... Grunhard was drafted by the Kansas City Chiefs in the second round (40th overall) of the 1990 NFL Draft after an illustrious career playing under legendary head coach Lou Holtz at Notre Dame where he was a four-year starter and All-American ... During his junior and senior campaigns, the Fighting Irish tallied a 24-1 record and brought home a National Championship in 1988 ... Inducted into the Missouri Sports Hall of Fame in 2016 ... Born May 17, 1968 in Chicago.

Tim Grunhard, Center 1990-2000

Inducted 2021



Kimble Anders, Fullback 1991-2021

Inducted 2021



Anders spent the entirety of his ten-year career with the Kansas City Chiefs starting 94 of his 125 games with the club...His 94 starts remain tied for second most by a running back or fullback in franchise history... Anders was named to three-straight Pro Bowls (1995-97) and became the first running back or fullback in franchise history to earn three consecutive trips to the NFL's annual all-star game...Originally signed as an undrafted free agent by the Pittsburgh Steelers in 1990 but never suited up for the team... Went on to accumulate 2,261 career rushing yards on 495 carries totaling nine touchdowns and 369 career receptions for 2,829 yards and an additional nine trips to the end zone... His 2,829 receiving yards are the most by a running back or fullback in team annals...He's one of only eight running backs or fullbacks in franchise history with more than 5,000 career scrimmage yards... Anders played collegiately at the University of Houston where he was named second-team All-Southwest Conference following his sophomore season (1987) ... Tallied 261 carries, 1,359 rushing yards with 16 rushing touchdowns... Earned his Bachelor of Science in Management and Human Administration from Williams Woods University in Fulton, Missouri... Described as versatile, durable and consistent on the field, he was heavily philanthropic off the field... The Texas native founded his Running Back Giving Back (RBGB) Foundation, a charitable organization dedicated to the creation of healthier lives for children ages 6-16 in the greater Kansas City metropolitan area... He has remained involved in the Chiefs franchise as a member of the Kansas City Ambassadors... Also served a variety of high school coaching roles before being named the athletic director for the Kansas City (Missouri) Public School District, serving in that role until 2013... Anders currently resides in Galveston, Texas where he remains involved in football and leadership camps while pursuing coaching and outside business ventures... Born on Sept 10, 1966 in Galveston, TX.

38

MACK LEE HILL & DERRICK THOMAS AWARDS



Each year since 1966, Chiefs players have selected a recipient for the Mack Lee Hill Award. It is a tribute to the late Mack Lee Hill, an outstanding running back who played for the Chiefs in 1964 and 1965. He was described as a man who played as much with his heart as he did with his driving legs in the early days of the American Football League.

In memory and tribute to Hill, the award is presented annually to the Chiefs rookie or first-year player who, as the inscription on the trophy reads - "Presented by his teammates in the spirit of the late Mack Lee Hill." In selecting the recipient, the Chiefs veterans look for a first-year player who has displayed the spirit and attitude of Mack Lee Hill.

For the past 39 years the Chiefs have upheld a tradition of selecting the club's Most Valuable Player. Named in honor of the late Derrick Thomas, this Chiefs custom is especially meaningful for its recipients not only because of the man that it is named in honor of, but also because it is selected by a vote of their peers. Thomas was the heart and soul of the Kansas City defense from 1989-99.

One of the most popular figures in Chiefs history, Thomas was posthumously enshrined in the Pro Football Hall of Fame in 2009. A member of the Hall of Fame's NFL All-Decade Team of the 1990s, Thomas was the cornerstone around whom the Chiefs franchise was rebuilt.



MACK LEE HILL AWARD

1966	RB	Mike Garrett	1995	WR	Tamarick Vanover
1967	K	Jan Stenerud	1996	S	Reggie Tongue
1968	RB	Robert Holmes	1997	TE	Tony Gonzalez
1969	CB	Jim Marsalis	1998	T	Victor Riley
1970	C	Jack Rudnay	1999	LB	Mike Maslowski
1971	WR	Elmo Wright	2000	S	Greg Wesley
1972	WR	Larry Marshall	2001	DT	Eric Downing
1973	TE	Gary Butler	2002	LB	Scott Fujita
1974	RB	Woody Green	2003	LB	Kawika Mitchell
1975	TE	Walter White	DE	Jimmy Wilkerson	
1976	S	Gary Barbaro	2004	DE	Jared Allen
1977	CB	Gary Green	2005	LB	Derrick Johnson
1978	NT	Don Parrish	2006	DE	Tamba Hali
1979	P	Bob Grupp	2007	WR	Dwayne Bowe
1980	CB	Eric Harris	2008	CB	Maurice Leggett
1981	S	Lloyd Burruss	2009	K	Ryan Succop
1982	C	Les Studdard	2010	S	Eric Berry
1983	T	David Lutz	2011	LB	Justin Houston
1984	CB	Kevin Ross	2012	DT	Dontari Poe
1985	RB	Jeff Smith	2013	CB	Marcus Cooper
1986	LB	Dino Hackett	2014	RB/WR	De'Anthony Thomas
1987	RB	Christian Okoye	2015	CB	Marcus Peters
1988	RB	James Saxon	2016	WR	Tyreek Hill
1989	LB	Derrick Thomas	2017	RB	Kareem Hunt
1990	LB	Percy Snow	2018	OL	Andrew Wylie
1991	LB	Tracy Simien	2019	WR	Mecole Hardman
1992	WR	Willie Davis	2020	RB	Clyde Edwards-Helaire
1993	G	Will Shields	2021	LB	Nick Bolton
1994	WR	Lake Dawson			

DERRICK THOMAS AWARD

1979	S	Gary Barbaro	2001	RB	Priest Holmes
1980	DE	Art Still	2002	RB	Priest Holmes
1981	RB	Joe Delaney	2003	QB	Trent Green
1982	CB	Gary Green	2004	QB	Trent Green
1983	QB	Bill Kenney	2005	RB	Larry Johnson
1984	DE	Art Still	2006	RB	Larry Johnson
1985	S	Lloyd Burruss	2007	DE	Jared Allen
1986	CB	Albert Lewis	2008	TE	Tony Gonzalez
1987	WR	Carlos Carson	2009	RB	Jamaal Charles
1988	S	Deron Cherry	2010	RB	Jamaal Charles
1989	RB	Christian Okoye	2011	LB	Derrick Johnson
1990	QB	Steve DeBerg	2012	RB	Jamaal Charles
1991	LB	Derrick Thomas	2013	RB	Jamaal Charles
1992	DE	Neil Smith	2014	LB	Justin Houston
1993	RB	Marcus Allen	2015	S	Eric Berry
1994	LB	Derrick Thomas	QB	Alex Smith	
1995	RB	Marcus Allen	2016	S	Eric Berry
1996	S	Mark Collins	2017	QB	Alex Smith
1997	WR	Andre Rison	2018	QB	Patrick Mahomes
1998	G/T	Glenn Parker	2019	S	Tyrann Mathieu
1999	LB	MarvCUS Patton	2020	TE	Travis Kelce
2000	WR	Derrick Alexander	2021	S	Tyrann Mathieu

WALTER PAYTON NFL MAN OF THE YEAR AWARD




Willie Lanier (1972) – Following his selection as the '72 Man of the Year, five \$4,000 college scholarships were presented in Lanier's name ... Was actively involved in a campaign to prevent drug abuse and attended the President's Drug Abuse Council in Washington, D.C. in '71 ... "Drugs are one of the worst things that could happen to a potential genius or a mind of someone who could offer a lot to society," Lanier said in '72 ... Played a prominent role with the American Cancer Society in Kansas City and was Chairman of a \$100,000 capital campaign for the Boys & Girls Clubs of Greater Kansas City ... Has awarded over \$550,000 in scholarships to Morgan State University and public school students in Richmond, Virginia dating back to '86.



Len Dawson (1973) – Selected by a vote of NFL fans as the '73 Man of the Year ... Said Dawson at the time, "If we have the opportunity, we can't turn our backs on people. We can do two things with children – help them or hinder them. I want to help." ... Was actively involved in numerous charitable endeavors, including the March of Dimes and the Missouri Driving Safety Program ... Served as the '72 Missouri Chairman for the "I Quit" anti-smoking campaign sponsored by the American Cancer Society ... Was also a longtime chairman of the Chiefs Huddle Club which sponsored various youth activities ... Every year since '77 he has awarded the "Len Dawson Scholarship" to a Kansas City area high school senior.

Derrick Thomas (1993) – Through his "Third and Long Foundation" helped promote children's literacy in Kansas City ... Started an inner-city reading program and read to children at local libraries each Saturday prior to home games ... Was designated by President George H.W. Bush as the "832nd point of light" ... Also selected as the winner of the Byron "Whizzer" White Humanitarian Award in '95 by the NFL Players Association ... Thomas' father Air Force Captain Robert Thomas was shot down on a B-52 mission in Vietnam, leading Thomas to become an avid supporter of veterans and military personnel ... He was the recipient of the Veterans of Foreign Wars Hall of Fame Award in '99.



Will Shields (2003) – Formed the "Will to Succeed Foundation" with his wife Senia in '93. To date, the foundation has benefited more than 100,000 individuals ... Primary foundation benefactors include children's agencies, centers for abused and neglected women and children ... The foundation also promotes literacy and creativity initiatives ... Was the inaugural winner of *Pro Football Weekly's* Arthur S. Arkush Humanitarian Award in '99 and was named the 2001 NFL Good Guy of the Year by *The Sporting News* ... The Shields are also members of the Mid-America Education Hall of Fame and were the first NFL couple recognized for their charitable efforts by The Citizenship Through Sports Alliance.

Brian Waters (2009) – Four-time Pro Bowler became Kansas City's fifth NFL Man of the Year honoree after forming the "Brian Waters 54 Foundation" in 2004 ... Since its inception, tens of thousands of children and families in the Greater Kansas City area as well as the state of Texas have been positively impacted ... To date, his foundation has awarded 82 college scholarships to low-income students ... His back-to-school program provides backpacks full of school supplies, as well as haircuts, uniforms, shoes, immunizations and dental care, benefitting thousands of children ... The 54 Foundation partners with more than 20 different agencies annually.




MAN OF THE YEAR CHARITY CHALLENGE



NFL players are known for their competitiveness and for their community service, and every season since the 2014 campaign, Nationwide - the presenting sponsor of the Walter Payton NFL Man of the Year Award - has also run the annual Charity Challenge. During the six-week social media campaign, all 32 Walter Payton NFL Man of the Year nominees - one from every team - earn mentions from fan social media support, with the most-mentioned player earning an additional contribution to their designated charity from Nationwide.

In the eight-year history of the Man of the Year Charity Challenge, three Kansas City Chiefs Walter Payton NFL Man of the Year nominees have walked away with the top spot in fan voting, earning a contribution to their charity of choice. The three Chiefs honorees are the most by a single team in the short history of the challenge.



Eric Berry - 2015
Eric Berry Foundation



Travis Kelce - 2020
Eighty-Seven & Running Foundation



Tyrann Mathieu - 2021
Tyrann Mathieu Foundation

AFC-NFC PRO BOWL SELECTIONS



1970

(January 24, 1971)

Bobby Bell, LB
Buck Buchanan, DT
Ed Budde, G
 Curley Culp, DT
Willie Lanier, MLB
Jim Marsalis, CB
 Jerry Mays, DE
Johnny Robinson, S
 Jan Stenerud, K
Jim Tyrer, T
 Jerrel Wilson, P

1971

(January 23, 1972)

Bobby Bell, LB
Buck Buchanan, DT
Ed Budde, G
 Curley Culp, DT
 Len Dawson, QB
 Willie Lanier, MLB**
 Jan Stenerud, K*
 Otis Taylor, WR
Emmitt Thomas, CB
Jim Tyrer, T
 Jerrel Wilson, P

1972

(January 21, 1973)

Bobby Bell, LB
 Ed Budde, G
Willie Lanier, MLB
Otis Taylor, WR
 Emmitt Thomas, CB
 Jerrel Wilson, P

1973

(January 20, 1974)

Willie Lanier, MLB
 Jack Rudnay, C

1974

(January 20, 1975)

Willie Lanier, MLB
 Jack Rudnay, C
Emmitt Thomas, CB

KEY

BOLD Denotes Starter
 *Outstanding Off. Player
 **Outstanding Def. Player

1975

(January 26, 1976)

Willie Lanier, MLB
 Jack Rudnay, C
 Jan Stenerud, K
 Emmitt Thomas, CB

1976

(January 17, 1977)

Jack Rudnay, C

1979

(January 27, 1980)

Bob Grupp, P

1980

(February 1, 1981)

Gary Barbaro, S
 J.T. Smith, KR
Art Still, DE

1981

(January 31, 1982)

Gary Barbaro, S
Joe Delaney, RB
 Gary Green, CB
 Nick Lowery, K
 Art Still, DE

1982

(February 6, 1983)

Gary Barbaro, S
Art Still, DE
 Gary Green, CB

1983

(January 29, 1984)

Carlos Carson, WR
Deron Cherry, S
Gary Green, CB
 Bill Kenney, QB

1984

(January 27, 1985)

Deron Cherry, S
 Art Still, DE

1985

(February 2, 1986)

Deron Cherry, S

1986

(February 1, 1987)

Lloyd Burruss, S
Deron Cherry, S
Bill Maas, DT

1987

(February 7, 1988)

Carlos Carson, WR
Deron Cherry, S
 Albert Lewis, CB
Bill Maas, DT

1988

(January 29, 1989)

Deron Cherry, S
 Dino Hackett, LB
 Albert Lewis, CB

1989

(February 4, 1990)

Albert Lewis, CB
Christian Okoye, RB
 Kevin Ross, CB
Derrick Thomas, LB

1990

(February 3, 1991)

Albert Lewis, CB
 Nick Lowery, K
 Kevin Ross, CB
Derrick Thomas, LB

1991

(February 2, 1992)

Christian Okoye, RB
 Neil Smith, DE
Derrick Thomas, LB

1992

(February 7, 1993)

John Alt, T
 Nick Lowery, K
Neil Smith, DE
Derrick Thomas, LB

1993

(February 6, 1994)

Marcus Allen, RB
 John Alt, T
 Joe Montana, QB
Neil Smith, DE
Derrick Thomas, LB

1994

(February 5, 1995)

Dale Carter, CB
 Neil Smith, DE
Derrick Thomas, LB

1995

(February 4, 1996)

Kimble Anders, FB
 Steve Bono, QB
Dale Carter, CB
Dan Saleaumua, DT
 Will Shields, G
Neil Smith, DE
 Derrick Thomas, LB

1996

(February 2, 1997)

Kimble Anders, FB
 Dale Carter, CB
Will Shields, G
Derrick Thomas, LB

1997

(February 1, 1998)

Kimble Anders, FB
Dale Carter, CB
 James Hasty, CB
 Andre Rison, WR
Will Shields, G
 Derrick Thomas, LB

1998

(February 7, 1999)

Will Shields, G

1999

(February 6, 2000)

Tony Gonzalez, TE
 Tim Grunhard, C
 James Hasty, CB
 Will Shields, G

2000

(February 4, 2001)

Tony Gonzalez, TE
 Elvis Grbac, QB
 Will Shields, G

2001

(February 9, 2002)

Tony Gonzalez, TE
 Priest Holmes, RB
Will Shields, G



AFC-NFC PRO BOWL SELECTIONS



2002

(February 2, 2003)

Tony Gonzalez, TE
Dante Hall, KR
Priest Holmes, RB
Willie Roaf, T
Will Shields, G

2003

(February 8, 2004)

Tony Gonzalez, TE
Trent Green, QB
Dante Hall, KR
Priest Holmes, RB
Tony Richardson, FB
Willie Roaf, T
Will Shields, G
Gary Stills, ST
Jerome Woods, S

2004

(February 13, 2005)

Kendall Gammon, LS
Tony Gonzalez, TE
Tony Richardson, FB
Willie Roaf, T
Will Shields, G
Brian Waters, G

2005

(February 12, 2006)

Tony Gonzalez, TE
Trent Green, QB
Larry Johnson, RB
Willie Roaf, T
Will Shields, G
Brian Waters, G

2006

(February 10, 2007)

Tony Gonzalez, TE
Larry Johnson, RB
Will Shields, G
Brian Waters, G

2007

(February 10, 2008)

Jared Allen, DE
Tony Gonzalez, TE

2008

(February 8, 2009)

Tony Gonzalez, TE
Brian Waters, G

2010

(January 30, 2011)

Eric Berry, S
Dwayne Bowe, WR
Matt Cassel, QB
Jamaal Charles, RB
Brian Waters, G

2011

(January 29, 2012)

Tamba Hali, LB
Derrick Johnson, LB

2012

(January 27, 2013)

Eric Berry, S
Jamaal Charles, RB
Dustin Colquitt, P
Tamba Hali, LB
Justin Houston, LB
Derrick Johnson, LB

2013

(January 26, 2014)

Branden Albert, T
Eric Berry, S
Jamaal Charles, RB
Brandon Flowers, CB
Tamba Hali, LB
Justin Houston, LB
Derrick Johnson, LB**
Dexter McCluster, KR
Dontari Poe, DT
Alex Smith, QB

2014

(January 25, 2015)

Tamba Hali, LB
Jamaal Charles, RB
Justin Houston, LB
Dontari Poe, DT

2015

(January 31, 2016)

Eric Berry, S
Tamba Hali, LB
Justin Houston, LB
Derrick Johnson, LB
Travis Kelce, TE
Marcus Peters, CB

2016

(January 29, 2017)

D.J. Alexander, LB
Eric Berry, S
Dustin Colquitt, P
Tyreek Hill, WR
Travis Kelce, TE*
Marcus Peters, CB
Alex Smith, QB

2017

(January 28, 2018)

Tyreek Hill, PR/WR
Kareem Hunt, RB
Travis Kelce, TE
Alex Smith, QB

2018

(January 27, 2019)

Eric Fisher, T
Dee Ford, OLB
Tyreek Hill, WR
Travis Kelce, TE
Patrick Mahomes, QB*
Anthony Sherman, FB

2019

(January 26, 2020)

Frank Clark, DE
Mecole Hardman, KR/WR
Tyreek Hill, WR
Chris Jones, DT
Travis Kelce, TE
Patrick Mahomes, QB

2020

(Cancelled due to COVID-19)

Patrick Mahomes, QB
Travis Kelce, TE
Tyreek Hill, WR
Eric Fisher, T
Frank Clark, DE
Chris Jones, DT
Tyrann Mathieu, S

2021

(January 31, 2022)

Patrick Mahomes, QB
Travis Kelce, TE
Tyreek Hill, WR
Orlando Brown Jr., T
Chris Jones, DT
Tyrann Mathieu, S

KEY

BOLD Denotes Starter
*Outstanding Off. Player
**Outstanding Def. Player



ALL-TIME HONORS



Walter Payton NFL Man of the Year

1972 Willie Lanier 1973 Len Dawson
1993 Derrick Thomas 2003 Will Shields
2009 Brian Waters

Executive of the Year

2010 Scott Pioli (PFW/PFWA)
2013 John Dorsey (PFW/PFWA)

Coach of the Year

1968 AFL Hank Stram (UPI, PFW)
1997 NFL Marty Schottenheimer (USA)
2016 NFL Andy Reid (Sporting News)

NFL Alumni Order of the Leather Helmet

1981 Lamar Hunt
2004 Dick Vermeil

Maxwell Club Earl "Greasy" Neale Award

2003 NFL Dick Vermeil

NFL MVP

2018 Patrick Mahomes (AP, PFWA)

AFL Player of the Year

1960 Abner Haynes (UPI, TSN)
1962 Len Dawson (TSN)

AFL Comeback Player of the Year

1964 Abner Haynes (AP)

Offensive Player of the Year

1971 NFL Otis Taylor (PFW)
2002 NFL Priest Holmes (AP, SI)
2018 NFL Patrick Mahomes (AP, PFWA, SI)

Rookie of the Year

1962 AFL Curtis McClinton (UPI, TSN)
1981 AFC Joe Delaney (UPI)
1992 NFL Dale Carter (FW)
AFC Dale Carter (UPI)

Defensive Rookie of the Year

1969 AFL Jim Marsalis (PFW)
1984 NFL Bill Maas (AP)
1989 NFL Derrick Thomas (AP, PFW)
1992 NFL Dale Carter (AP, PFW)
2015 NFL Marcus Peters (AP, PFW)

The Sporting News Sportsman of the Year

2003 NFL Dick Vermeil

NFL 75th Anniversary Team

LB Willie Lanier K Jan Stenerud

Super Bowl Silver Anniversary Team

K Jan Stenerud

PFW Golden Toe Award

1979 Bob Grupp
1990 Nick Lowery
1997 Pete Stoyanovich

101 AFC Offensive Player of the Year

1989 Christian Okoye
2018 Patrick Mahomes

101 AFL/AFC Coach of the Year

1969 AFL Hank Stram
1995 AFC Marty Schottenheimer
1997 AFC Marty Schottenheimer
2010 AFC Todd Haley
2013 AFC Andy Reid
2015 AFC Andy Reid

101 AFL/AFC Defensive Player of the Year

1969 Bobby Bell 1971 Willie Lanier
1986 Deron Cherry 1991 Derrick Thomas

PFW Humanitarian of the Year

1999 Will Shields
2003 Tony Richardson

Comeback Player of the Year

1990 Barry Word (PFW)
1993 Marcus Allen (PFW)
2015 Eric Berry (PFW, AP)

Phil Simms All-Iron Team (1999-04)

2000 TE Tony Gonzalez
2001 RB Priest Holmes
2002 DE Eric Hicks
RB Priest Holmes
2003 WR Dante Hall

All-Madden Team (1984-01)

1992 CB Kevin Ross
DE Neil Smith
1993 QB Joe Montana
LB Derrick Thomas
1994 QB Joe Montana
LB Derrick Thomas
1995 DT Dan Saleaumua
1997 WR Andre Rison
G Dave Szott
LB Derrick Thomas
1998 C Tim Grunhard
CB James Hasty



**PRO FOOTBALL HALL OF FAME
ALL-DECADE TEAMS**

1960s

TE Fred Arbanas
LB Bobby Bell
DT Buck Buchanan
G Ed Budde
RB Clem Daniels
QB Len Dawson
CB Dave Grayson
RB Abner Haynes
RB Paul Lowe
DE Jerry Mays
S Johnny Robinson
T Jim Tyrer
P Jerrell Wilson

1970s

LB Bobby Bell
P Jerrel Wilson

1980s

S Deron Cherry
C Mike Webster

1990s

DE Neil Smith
LB Derrick Thomas

2000s

TE Tony Gonzalez
KR Dante Hall
CB Ty Law
T Willie Roaf
G Will Shields

2010s

S Eric Berry
PR Tyreek Hill
TE Travis Kelce
DB Tyrann Mathieu
RB LeSean McCoy
CB Darrelle Revis

All-Rookie Teams

1974 T Charlie Getty (FW)
1977 CB Gary Green (FW)
1984 CB Kevin Ross (FW)
1986 OLB Tim Cofield (FW)
ILB Dino Hackett (UPI)
T Brian Jozwiak (FW, UPI)
1987 RB Christian Okoye (FW)
1989 LB Derrick Thomas (FW, UPI)
1990 P Bryan Barker (UPI)
C Tim Grunhard (FW, UPI)
ILB Percy Snow (FW, UPI)
G Dave Szott (FW, UPI)

1992 CB/PR Dale Carter (FW)
1993 G Will Shields (FW)
1995 PR/KR Tamarick Vanover (FW)
1997 TE Tony Gonzalez (PFW, FW)
2000 CB Pat Dennis (PFW)
WR Sylvester Morris (PFW, FN)
S Greg Wesley (PFW, FN, FD)
2002 LB Scott Fujita (PFW)
2004 DE Jared Allen (PFW)
2006 DE Tamba Hali (PFW)
S/ST Bernard Pollard (PFW)
2007 WR Dwayne Bowe (PFW)
2008 CB Brandon Flowers (PFW)
2009 DE Tyson Jackson (PFW)
K Ryan Succop (PFW)
2010 S Eric Berry (PFW/PFWA/Sporting News)
2015 C Mitch Morse (PFWA)
CB Marcus Peters (PFWA)
2016 DL Chris Jones (PFWA)
WR Tyreek Hill (PFWA)
2017 RB Kareem Hunt (PFWA)
K Harrison Butker (PFWA)
2018 KR Tremon Smith (PFWA)
2019 S Juan Thornhill (PFWA)
KR Mecole Hardman (PFWA)
2020 CB L'Jarius Sneed (PFWA)
P Tommy Townsend (PFWA)
2021 C Creed Humphrey (PFWA)
G Trey Smith (PFWA)
LB Nick Bolton (PFWA)

**AFC PLAYER OF THE MONTH HONOREES
(1990-21)
OFFENSE**

Year	Player	Month
1990	QB Steve DeBerg	September
1991	RB Christian Okoye	October
	RB Barry Word	December
2002	RB Priest Holmes	October
2004	RB Priest Holmes	October
2005	RB Larry Johnson	November
	RB Larry Johnson	December/January
2010	QB Matt Cassel	November
2017	RB Kareem Hunt	September
2018	QB Patrick Mahomes	September
2019	QB Patrick Mahomes	September
2020	QB Patrick Mahomes	November
2021	QB Patrick Mahomes	December

DEFENSE

Year	Player	Month
1990	LB Derrick Thomas	November
1991	DE Neil Smith	September
1995	CB James Hasty	September
	DE Neil Smith	October
1997	S Jerome Woods	November
	LB Derrick Thomas	December
2007	DE Jared Allen	October

2013	LB	Justin Houston	September
2018	LB	Dee Ford	October
2018	DL	Chris Jones	November
2019	S	Tyrann Mathieu	December

SPECIAL TEAMS

Year	Player	Month
1997	K Pete Stoyanovich	December
1995	WR Tamarick Vanover	October
	WR Tamarick Vanover	December
2003	WR Dante Hall	September
2013	WR Dexter McCluster	December
2016	K Cairo Santos	November
	WR Tyreek Hill	December
2017	K Harrison Butker	October
	K Harrison Butker	December
2019	K Harrison Butker	November
2021	P Tommy Townsend	November

Players By Times Honored (Player of the Month Awards)

4	Patrick Mahomes	1	Tyreek Hill
3	Harrison Butker	1	Justin Houston
2	Priest Holmes	1	Kareem Hunt
2	Larry Johnson	1	Chris Jones
2	Neil Smith	1	Tyrann Mathieu
2	Derrick Thomas	1	Dexter McCluster
2	Tamarick Vanover	1	Christian Okoye
1	Jared Allen	1	Cairo Santos
1	Matt Cassel	1	Pete Stoyanovich
1	Steve DeBerg	1	Jerome Woods
1	Dee Ford	1	Barry Word
1	Dante Hall	1	Tommy Townsend
1	James Hasty		

OFFENSIVE ROOKIE OF THE MONTH

Year	Player	Month
2017	RB Kareem Hunt	September
	RB Kareem Hunt	December

DEFENSIVE ROOKIE OF THE MONTH

Year	Player	Month
2010	S Eric Berry	December
	S Eric Berry	January
2015	CB Marcus Peters	December
2021	LB Nick Bolton	October

AFC PLAYER OF THE WEEK HONOREES (1984-21) OFFENSE

Year	Player	Week #
1984	WR Henry Marshall	15
1985	WR Stephone Paige	16
1988	QB Steve DeBerg	3
1989	RB Christian Okoye	5
1991	QB Steve DeBerg	9
	WR J.J. Birden	17
1992	QB Dave Krieg	6
1993	QB Joe Montana	1
	QB Joe Montana	7
	QB Joe Montana	13
	QB Joe Montana	Div. Playoffs
1994	QB Joe Montana	2
	QB Joe Montana	7
	RB Marcus Allen	17
1995	QB Steve Bono	1
1996	RB Marcus Allen	3
1997	QB Elvis Grbac	2
2000	QB Elvis Grbac	3
2001	RB Priest Holmes	3
	RB Priest Holmes	13
2002	QB Trent Green	4
	RB Priest Holmes	5
2003	QB Trent Green	6
2004	RB Priest Holmes	4
	G Brian Waters	7
	RB Derrick Blaylock	10
2005	RB Larry Johnson	11
	RB Larry Johnson	16
	RB Larry Johnson	17
2006	QB Damon Huard	5
	RB Larry Johnson	8
2010	WR Dwayne Bowe	16
2012	RB Jamaal Charles	3
	QB Brady Quinn	13
2013	RB Jamaal Charles	15
2014	RB Jamaal Charles	4
2016	WR Tyreek Hill	12
2017	QB Alex Smith	1
2018	QB Patrick Mahomes	1
	QB Patrick Mahomes	2
	RB Kareem Hunt	9
2019	QB Patrick Mahomes	2
2020	QB Patrick Mahomes	3
	QB Patrick Mahomes	8
	WR Tyreek Hill	12
2021	QB Patrick Mahomes	1
	QB Patrick Mahomes	10
	TE Travis Kelce	15

		DEFENSE	
Year	Player	Week #	
1984	DE Mike Bell	2	
1985	LB Gary Spani	2	
	S Deron Cherry	4	
1986	DE Art Still	3	
	SS Lloyd Burruss	7	
	DE Art Still	14	
	FS Deron Cherry	15	
1988	CB Albert Lewis	11	
1989	LB Derrick Thomas	2	
	DE Leonard Griffin	12	
1990	CB Kevin Ross	3	
	DE Bill Maas	6	
	CB Albert Lewis	9	
	LB Derrick Thomas	10	
1991	CB Albert Lewis	1	
	LB Derrick Thomas	6	
	LB Derrick Thomas	11	
	LB Tracy Simien	14	
	S Deron Cherry	Wild Card Playoffs	
1992	LB Derrick Thomas	10	
1993	DE Neil Smith	5	
	DT Dan Saleaumua	10	
1994	LB Derrick Thomas	2	
	DE Neil Smith	16	
1995	S Brian Washington	14	
1996	LB Derrick Thomas	2	
	S Mark Collins	2	
1997	S Jerome Woods	5	
	LB Anthony Davis	10	
1998	LB Derrick Thomas	1	
1999	CB James Hasty	7	
	CB Cris Dishman	12	
	LB Donnie Edwards	15	
2002	LB Mike Maslowski	8	
2005	DE Jared Allen	6	
2008	LB Derrick Johnson	4	
2009	S Mike Brown	10	
	LB Derrick Johnson	17	
2010	LB Tamba Hali	3	
	LB Derrick Johnson	15	
2011	CB Brandon Flowers	7	
	LB Derrick Johnson	8	
2013	LB Justin Houston	1	
	LB Justin Houston	3	
	LB Tamba Hali	6	
	LB Tamba Hali	14	
2015	S Tyvon Branch	13	
	CB Marcus Peters	15	
2016	CB Marcus Peters	3	
	S Eric Berry	10	
	S Eric Berry	13	
2017	DE Chris Jones	2	
	CB Marcus Peters	15	
2018	LB Dee Ford	8	
2021	DT Chris Jones	11	
	CB Mike Hughes	14	

		SPECIAL TEAMS	
Year	Player	Week #	
1995	WR Tamarick Vanover	1	
	WR Tamarick Vanover	8	
	WR Tamarick Vanover	17	
	P Louie Aguiar	5	
1997	WR Tamarick Vanover	3	
	WR Tamarick Vanover	12	
	K Pete Stoyanovich	16	
	WR Tamarick Vanover	17	
1998	K Pete Stoyanovich	3	
2002	WR Dante Hall	14	
	K Michael Husted	16	
2003	WR Dante Hall	2	
	WR Dante Hall	3	
	WR Dante Hall	4	
	WR Dante Hall	5	
2004	WR Dante Hall	15	
	WR Dante Hall	16	
2005	K Lawrence Tynes	7	
2006	K Lawrence Tynes	5	
	S Bernard Pollard	17	
2007	K Dave Rayner	4	
2008	CB Maurice Leggett	13	
2009	RB Jamaal Charles	11	
2010	WR Dexter McCluster	1	
2011	K Ryan Succop	4	
	K Ryan Succop	15	
2013	PR Dexter McCluster	4	
	K Ryan Succop	8	
2014	FB Anthony Sherman	10	
	RB/WR De'Anthony Thomas	15	
2015	P Dustin Colquitt	11	
	LB D.J. Alexander	17	
2016	WR Tyreek Hill	14	
	WR Tyreek Hill	17	
2017	K Harrison Butker	8	
	K Harrison Butker	16	
2019	K Harrison Butker	9	
	WR Mecole Hardman	17	
2020	K Harrison Butker	2	
	WR Byron Pringle	7	
	P Tommy Townsend	15	
2021	P Tommy Townsend	9	

Players By Times Honored (Player of the Week Awards)

8	Derrick Thomas	1	Mike Brown
7	Dante Hall	1	Lloyd Burruss
7	Patrick Mahomes	1	Mark Collins
6	Joe Montana	1	Dustin Colquitt
6	Tamarick Vanover	1	Anthony Davis
4	Harrison Butker	1	Cris Dishman
4	Jamaal Charles	1	Donnie Edwards
4	Tyreek Hill	1	Brandon Flowers
4	Priest Holmes	1	Dee Ford
4	Derrick Johnson	1	Leonard Griffin
4	Larry Johnson	1	Mecole Hardman
3	Deron Cherry	1	James Hasty
3	Tamba Hali	1	Damon Huard
3	Albert Lewis	1	Mike Hughes
3	Marcus Peters	1	Kareem Hunt
3	Ryan Succop	1	Michael Husted
2	Marcus Allen	1	Travis Kelce
2	Eric Berry	1	Dave Krieg
2	Steve DeBerg	1	Maurice Leggett
2	Elvis Grbac	1	Bill Maas
2	Trent Green	1	Henry Marshall
2	Justin Houston	1	Mike Maslowski
2	Chris Jones	1	Christian Okoye
2	Dexter McCCluster	1	Stephone Paige
2	Neil Smith	1	Bernard Pollard
2	Art Still	1	Byron Pringle
2	Pete Stoyanovich	1	Brady Quinn
2	Tommy Townsend	1	Dave Rayner
2	Lawrence Tynes	1	Kevin Ross
1	Louie Aguiar	1	Dan Saleaumua
1	Jared Allen	1	Anthony Sherman
1	D.J. Alexander	1	Tracy Simien
1	Mike Bell	1	Alex Smith
1	J.J. Birden	1	Gary Spani
1	Derrick Blaylock	1	De'Anthony Thomas
1	Steve Bono	1	Brian Waters
1	Dwayne Bowe	1	Brian Washington
1	Tyvon Branch	1	Jerome Woods

**PEPSI/DIET PEPSI ROOKIE OF THE WEEK
(2004-21)**

Year	Player	Week #
2007	WR Dwayne Bowe	3
	WR Dwayne Bowe	4
2010	WR Dexter McCluster	1
	TE Tony Moeaki	3
2017	RB Kareem Hunt	1

**FEDEX NFL PLAYER OF THE YEAR
(2004-21)**

Year	Player	Ground/Air
2010	Jamaal Charles	Ground
2018	Patrick Mahomes	Air

FEDEX NFL PLAYER OF THE WEEK

Year	Player	Week #
2009	Jamaal Charles (Ground)	17
2010	Jamaal Charles (Ground)	8
	Matt Cassel (Air)	12
2012	Jamaal Charles (Ground)	3
	Jamaal Charles (Ground)	16
2013	Jamaal Charles (Ground)	5
2017	Kareem Hunt (Ground)	1
	Alex Smtih (Air)	1
	Kareem Hunt (Ground)	3
	Alex Smith (Air)	13
2018	Patrick Mahomes (Air)	2
	Patrick Mahomes (Air)	7
	Patrick Mahomes (Air)	8
	Kareem Hunt (Ground)	9
2019	Patrick Mahomes (Air)	2

ED BLOCK COURAGE AWARD

Dating back to 1983, the Ed Block Courage Award has annually honored one player from every NFL team who exemplifies commitment to the principles of sportsmanship and courage. Named in honor of longtime Colts athletic trainer Ed Block, recipients of the award are selected by a vote of their teammates.

1984	G/T	Dave Lutz	1997	WR	Lake Dawson	2010	P	Dustin Colquitt
1985	CB	Kevin Ross	1998	G/T	Glenn Parker	2011	S	Jon McGraw
1986	S	Mark Robinson	1999	C	Tim Grunhard	2012	RB	Jamaal Charles
1987	LB	Dino Hackett	2000	DE	Eric Hicks	2013	C	Rodney Hudson
1988	S	Lloyd Burruss	2001	FB	Tony Richardson	2014	TE	Travis Kelce
1989	RB	Christian Okoye	2002	DT	John Browning	2015	S	Eric Berry
1990	S	Deron Cherry	2003	S	Jerome Woods	2016	LB	Justin Houston
1991	CB	Jayice Pearson	2004	RB	Priest Holmes	2017	LB	Derrick Johnson
1992	T	Rich Baldinger	2005	G	Will Shields	2018	P	Dustin Colquitt
1993	CB	Albert Lewis	2006	CB	Benny Sapp	2019	T	Eric Fisher
1994	DE	Neil Smith	2007	WR	Eddie Kennison	2020	C	Austin Reiter
1995	T	John Alt	2008	QB	Damon Huard	2021	G	Joe Thuney
1996	G	Dave Szott	2009	QB	Brodie Croyle			

ALL-LEAGUE, ALL-CONFERENCE HONORS



YR.	PLAYER	ALL-AFL		UPI	TSN	NEA
		POS.	AP			
1960	-					
	John Bookman	DB	--	1st	--	
	Mel Branch	DE	1st	1st	1st	
	Abner Haynes	RB	1st	1st	1st	
	Jerry Cornelison	T	--	2nd	--	
	Sherrill Headrick	MLB	1st	2nd	1st	
	Bill Krisher	G	1st	2nd	1st	
	Paul Miller	DE	1st	--	2nd	
	David Webster	DB	--	--	2nd	
1961	-					
	Abner Haynes	RB	1st	1st	1st	
	Jerry Cornelison	T	--	2nd	1st	
	Sherrill Headrick	MLB	1st	1st	1st	
	E.J. Holub	OLB	--	2nd	2nd	
	Bill Krisher	G	--	2nd	--	
	David Webster	DB	1st	--	1st	
1962	-					
	Fred Arbanas	TE	2nd	2nd	--	
	Mel Branch	DE	2nd	2nd	1st	
	Chris Burford	E	1st	1st	1st	
	Len Dawson	QB	1st	1st	1st	
	Abner Haynes	RB	1st	1st	1st	
	Sherrill Headrick	MLB	1st	1st	1st	
	E.J. Holub	OLB	1st	1st	1st	
	Bobby Hunt	DB	1st	1st	--	
	Jerry Mays	DT	2nd	2nd	1st	
	Curtis McClinton	RB	--	2nd	--	
	Jim Tyrer	T	--	--	1st	
			AP	UPI	TSN	NEA
1963	-					
	Fred Arbanas	TE	1st	1st	1st	--
	Mel Branch	DE	2nd	2nd	--	--
	Dave Grayson	DB	--	--	1st	--
	Jerry Mays	DT	2nd	2nd	--	--
	Johnny Robinson	S	--	2nd	--	--
	Jim Tyrer	T	2nd	2nd	1st	1st
1964	-					
	Fred Arbanas	TE	1st	1st	1st	1st
	Bobby Bell	OLB	2nd	1st	--	2nd
	Buck Buchanan	DT	2nd	2nd	--	2nd
	Len Dawson	QB	2nd	2nd	--	2nd
	Dave Grayson	DB	1st	2nd	1st	2nd
	Abner Haynes	RB	2nd	--	--	--
	Sherrill Headrick	MLB	2nd	--	--	--
	E.J. Holub	OLB	--	--	--	2nd
	Bobby Hunt	DB	2nd	--	--	--
	Jerry Mays	DT	2nd	--	1st	2nd
	Jim Tyrer	T	2nd	2nd	1st	2nd

YR.	PLAYER	ALL-AFL		UPI	TSN	NEA
		POS.	AP			
1965	-					
	Fred Arbanas	TE	2nd	--	--	2nd
	Bobby Bell	OLB	1st	1st	1st	1st
	Buck Buchanan	DT	2nd	2nd	--	2nd
	Len Dawson	NEA	--	--	--	2nd
	Mack Lee Hill	RB	--	2nd	--	--
	E.J. Holub	OLB	--	2nd	--	--
	Jerry Mays	DE	1st	2nd	1st	1st
	Curtis McClinton	RB	2nd	--	--	--
	Johnny Robinson	S	1st	2nd	1st	2nd
	Jim Tyrer	T	1st	1st	1st	1st
	Fred Williamson	CB	--	1st	--	--
1966	-					
	Fred Arbanas	TE	1st	1st	1st	1st
	Bobby Bell	OLB	1st	1st	1st	1st
	Buck Buchanan	DT	1st	1st	1st	2nd
	Ed Budde	G	1st	--	2nd	2nd
	Len Dawson	QB	1st	1st	1st	1st
	Sherrill Headrick	MLB	2nd	--	--	2nd
	E.J. Holub	OLB	2nd	2nd	1st	--
	Bobby Hunt	DB	2nd	--	2nd	2nd
	Jerry Mays	DE	1st	1st	1st	1st
	Johnny Robinson	S	1st	1st	1st	1st
	Otis Taylor	WR	1st	1st	2nd	1st
	Jim Tyrer	T	1st	1st	1st	1st
	Jerrel Wilson	P	--	--	2nd	--



YR.	Player	POS.	ALL-PRO		ALL-AFL					
			AP	UPI	TSN	NEA				
1967	-									
	Fred Arbanas	TE	2nd	2nd	--	1st				
	Bobby Bell	OLB	1st	1st	1st	2nd				
	Buck Buchanan	DT	1st	1st	1st	1st				
	Ed Budde	G	2nd	--	--	2nd				
	Mike Garrett	RB	1st	1st	1st	1st				
	Jerry Mays	DE	2nd	--	1st	--				
	Johnny Robinson	S	1st	1st	2nd	1st				
	Jan Stenerud	K	--	--	2nd	--				
	Otis Taylor	WR	--	--	2nd	--				
	Jim Tyrer	T	1st	2nd	1st	2nd				
		POS.	FW	PFW	AP	UPI	TSN	PFW	NEA	
1968	-									
	Bobby Bell	OLB	--	--	1st	1st	1st	--	1st	
	Buck Buchanan	DT	2nd	--	1st	1st	2nd	--	1st	
	Ed Budde	G	--	--	2nd	2nd	2nd	--	2nd	
	Len Dawson	QB	--	--	2nd	2nd	--	--	--	
	Robert Holmes	RB	--	--	2nd	2nd	2nd	--	2nd	
	Willie Lanier	MLB	--	--	1st	--	2nd	--	1st	
	Jim Lynch	OLB	--	--	2nd	2nd	--	--	2nd	
	Jerry Mays	DE	--	--	2nd	2nd	1st	--	2nd	
	Johnny Robinson	S	--	1st	1st	1st	1st	1st	1st	
	Jan Stenerud	K	2nd	--	--	--	1st	--	--	
	Jim Tyrer	T	--	--	1st	1st	2nd	1st	1st	
	Jerrel Wilson	P	2nd	--	--	--	1st	1st	--	
1969	-									
	Bobby Bell	OLB	1st	1st	1st	1st	1st	1st	1st	
	Buck Buchanan	DT	--	1st	1st	1st	1st	1st	2nd	
	Ed Budde	G	2nd	--	1st	2nd	1st	1st	1st	
	Aaron Brown	DE	--	--	--	--	2nd	--	--	
	Dave Hill	G	--	--	--	--	2nd	--	--	
	E.J. Holub	C	--	--	2nd	--	--	--	--	
	Willie Lanier	MLB	--	--	--	2nd	2nd	1st	2nd	
	Jim Lynch	LB	--	--	2nd	2nd	--	--	2nd	
	Jerry Mays	DE	--	--	2nd	--	2nd	--	--	
	Mo Moorman	G	--	--	2nd	--	2nd	--	--	
	Johnny Robinson	S	--	--	1st	1st	1st	1st	1st	
	Jan Stenerud	K	2nd	--	--	--	1st	--	--	
	Emmitt Thomas	CB	--	--	--	--	2nd	--	--	
	Jim Tyrer	T	1st	1st	1st	1st	1st	1st	1st	
		POS.	AP	FW	PFW	NEA	AP	UPI	ALL-AFC	PFW
								TSN		
1970	-									
	Bobby Bell	OLB	1st	1st	1st	1st	1st	1st	1st	1st
	Aaron Brown	DE	--	--	--	--	1st	--	--	--
	Buck Buchanan	DT	--	--	--	--	1st	2nd	--	--
	Ed Budde	G	--	--	--	--	--	1st	1st	--
	Jim Tyrer	T	1st	1st	1st	1st	1st	1st	1st	1st
	Willie Lanier	MLB	--	2nd	--	2nd	1st	1st	1st	1st
	Jim Marsalis	CB	1st	2nd	1st	--	1st	1st	1st	1st
	Jerry Mays	DT	--	--	--	--	--	2nd	--	--
	Ed Podolak	RB	--	--	--	--	--	2nd	--	--
	Johnny Robinson	S	1st	1st	1st	1st	1st	1st	1st	1st
	Jan Stenerud	K	1st	1st	--	--	1st	--	1st	--
	Emmitt Thomas	CB	--	--	--	--	--	2nd	--	--

YR.	PLAYER	POS.	AP	ALL-PRO			AP	ALL-AFC		
				FW	PFW	NEA		UPI	TSN	PFW
1971	-									
	Bobby Bell	OLB	--	2nd	1st	2nd	1st	1st	1st	1st
	Aaron Brown	DE	--	--	--	--	1st	2nd	--	--
	Buck Buchanan	DT	--	--	--	2nd	--	2nd	--	1st
	Ed Budde	G	--	--	--	--	--	2nd	--	--
	Curley Culp	DT	--	2nd	--	--	--	--	--	--
	Len Dawson	QB	--	--	--	--	--	2nd	--	--
	Willie Lanier	LB	1st	1st	1st	1st	1st	1st	1st	1st
	Jim Marsalis	CB	--	--	--	--	--	1st	1st	--
	Johnny Robinson	S	--	--	--	--	--	--	1st	--
	Jan Stenerud	K	--	1st	--	--	--	--	--	--
	Otis Taylor	WR	1st	1st	1st	1st	1st	1st	1st	1st
	Emmitt Thomas	CB	--	2nd	--	--	1st	2nd	--	--
	Jim Tyrer	T	--	2nd	1st	2nd	1st	1st	1st	1st
	Jerrel Wilson	P	--	1st	--	--	--	--	1st	1st
1972	-									
	Bobby Bell	LB	--	--	--	--	--	--	1st	--
	Willie Lanier	LB	--	--	1st	2nd	--	1st	1st	1st
	Otis Taylor	WR	--	1st	--	--	--	1st	--	--
	Emmitt Thomas	CB	--	--	--	--	--	2nd	--	--
	Jerrel Wilson	P	--	1st	--	2nd	--	--	1st	1st
1973	-									
	Willie Lanier	MLB	1st	2nd	--	1st	1st	1st	1st	1st
	Jack Rudnay	C	--	--	--	2nd	1st	2nd	--	--
	Jerrel Wilson	P	--	2nd	--	2nd	--	--	--	--
1974	-									
	Willie Lanier	MLB	2nd	2nd	--	1st	1st	1st	1st	1st
	Jack Rudnay	C	--	--	--	2nd	1st	2nd	--	--
	Emmitt Thomas	CB	1st	1st	--	2nd	1st	1st	1st	1st
	Jan Stenerud	K	--	--	--	1st	--	--	--	--
	Jerrel Wilson	P	--	--	--	2nd	--	2nd	--	--
1975	-									
	Willie Lanier	MLB	--	2nd	--	1st	--	2nd	--	--
	Jack Rudnay	C	--	--	--	2nd	--	--	--	--
	Jan Stenerud	K	2nd	2nd	--	2nd	1st	1st	1st	1st
	Emmitt Thomas	CB	2nd	--	--	1st	--	1st	--	1st
	Jerrel Wilson	P	--	--	--	2nd	--	--	--	--
1976	-									
	Jan Stenerud	K	--	--	--	2nd	1st	--	--	--
1977	-									
	None									
1978	-									
	None									
1979	-									
	Bob Grupp	P	--	1st		1st	1st	1st	1st	1st
	Jack Rudnay	C	--	--		--	--	--	--	--
	Art Still	DE	--	--		--	--	2nd	--	--
1980	-									
	Gary Barbaro	S	2nd	--	2nd	--	--	--	1st	1st
	J.T. Smith	PR	1st	--	--	--	1st	--	--	1st
	Art Still	DE	2nd	1st	1st	1st	1st	1st	1st	1st

YR.	PLAYER	POS.	AP	ALL-PRO					ALL-AFC		
				FW	NEA	TSN	PFW	SI	UPI	PFW	
1981 –	Gary Barbaro	S	--	1st	1st	--	--	--	2nd	1st	
	Joe Delaney	RB	--	--	--	--	--	--	1st	1st	
	Gary Green	CB	--	--	2nd	--	--	--	1st	1st	
	Eric Harris	CB	--	--	--	--	--	--	2nd	--	
	Nick Lowery	K	2nd	--	1st	--	--	--	1st	1st	
	J.T. Smith	PR	--	--	--	--	--	--	--	1st	
1982 –	Gary Barbaro	S	--	--	1st	--	--	--	1st	*	
	Gary Green	CB	--	--	--	--	--	--	2nd	*	
	Art Still	DE	--	--	--	--	--	--	2nd	*	
	Nick Lowery	K	--	--	--	--	--	--	2nd	*	
1983 –	Carlos Carson	WR	--	--	--	--	--	--	1st	--	
	Deron Cherry	S	2nd	--	--	--	--	1st	1st	1st	
	Gary Green	CB	--	1st	1st	--	--	--	1st	--	
1984 –	Jim Arnold	P	2nd	--	--	--	--	--	--	--	
	Deron Cherry	S	1st	--	2nd	--	--	--	1st	--	
	Gary Green	CB	--	--	2nd	--	--	--	--	--	
	Art Still	DE	2nd	--	--	--	--	--	2nd	--	
1985 –	Deron Cherry	S	2nd	--	2nd	--	**	--	1st	**	
	Nick Lowery	K	1st	--	1st	--	**	--	2nd	**	
1986 –	Lloyd Burruss	S	--	--	--	--	--	--	1st	--	
	Deron Cherry	S	1st	--	2nd	1st	--	1st	1st	1st	
	Albert Lewis	CB	--	--	2nd	--	--	--	2nd	--	
	Nick Lowery	K	--	--	--	--	--	--	2nd	--	
	Bill Maas	DT	2nd	--	--	--	1st	--	--	1st	
	Art Still	DE	--	--	--	--	--	--	1st	--	
1987 –	Carlos Carson	WR	--	--	--	--	--	--	2nd	--	
	Deron Cherry	S	--	--	--	--	--	--	2nd	--	
	Albert Lewis	CB	--	--	--	--	1st	--	2nd	--	
	Bill Maas	DT	--	--	2nd	--	1st	--	1st	1st	
	Paul Palmer	KR	--	--	--	--	--	--	--	1st	
			AP	FW	NEA	TSN	PFW	SI	USA	UPI	PFW
1988 –	Lloyd Burruss	S	--	--	--	--	--	--	2nd	--	
	Deron Cherry	S	1st	1st	2nd	1st	1st	--	1st	1st	
	Dino Hackett	ILB	--	--	--	--	--	--	2nd	--	
	Albert Lewis	CB	--	--	--	--	--	--	1st	1st	
	Nick Lowery	K	--	--	1st	--	--	1st	2nd	--	
1989 –	Deron Cherry	S	--	--	--	--	--	--	2nd	--	
	Albert Lewis	CB	1st	1st	1st	1st	1st	--	1st	1st	
	Christian Okoye	RB	1st	1st	1st	1st	1st	--	1st	1st	
	Dan Saleaumua	DT	--	--	--	--	--	1st	--	--	
	Derrick Thomas	OLB	--	--	--	--	--	1st	1st	1st	
	Kevin Ross	S	--	--	--	--	--	--	2nd	--	

YR.	PLAYER	POS.	AP	ALL-PRO					USA	ALL-AFC	
				FW	NEA	TSN	PFW	SI		UPI	PFW
1990	-										
	John Alt	T	2nd	--	--	1st	--	1st	--	1st	--
	Albert Lewis	CB	1st	1st	1st	1st	--	1st	1st	1st	1st
	Nick Lowery	K	1st	1st	1st	1st	1st	--	--	1st	1st
	Kevin Ross	S	2nd	--	--	--	--	--	--	2nd	--
	Dan Saleaumua	DT	--	--	2nd	--	1st	1st	--	--	1st
	Derrick Thomas	OLB	1st	1st	1st	1st	1st	--	1st	1st	1st
1991	-										
	John Alt	T	--	--	--	--	--	1st	--	1st	--
	Derrick Thomas	LB	1st	--	2nd	1st	1st	--	--	1st	1st
	Christian Okoye	RB	--	--	2nd	--	--	--	--	--	1st
1992	-										
	Derrick Thomas	LB	--	--	1st	1st	--	--	--	1st	1st
	Neil Smith	DE	--	--	2nd	--	--	--	--	--	--
	Nick Lowery	K	--	--	--	--	--	1st	1st	--	--
1993	-										
	Marcus Allen	RB	--	--	--	--	--	--	--	1st	1st
	Neil Smith	DE	1st	1st	1st	--	1st	--	--	1st	1st
	Derrick Thomas	LB	2nd	--	--	--	--	--	--	1st	--
			AP	FW	TSN		PFW	SI	USA	UPI	PFW
1994	-										
	Dale Carter	CB	--	--	--	--	--	--	--	2nd	--
	Neil Smith	DE	--	--	--	--	--	--	--	2nd	--
	Derrick Thomas	LB	2nd	--	--	--	--	--	--	1st	--
1995	-										
	Louie Aguiar	P	2nd	--	--	--	--	--	--	2nd	--
	Dale Carter	CB	2nd	--	--	--	--	1st	--	1st	1st
	Dan Saleaumua	DT	--	--	--	--	1st	--	--	--	1st
	Will Shields	G	--	--	--	--	--	1st	--	--	--
	Neil Smith	DE	2nd	--	--	--	--	--	--	1st	1st
	Dave Szott	G	--	--	--	--	--	--	--	2nd	--
	Derrick Thomas	LB	--	--	--	--	--	--	--	2nd	--
	Tamarick Vanover	KR	--	--	--	--	--	1st	--	--	--
			AP	PFW	TSN		SI	USA		UPI	PFW
1996	-										
	Dale Carter	CB	2nd	--	1st	--	--	--	--	1st	1st
	Mark Collins	CB	--	--	--	--	--	--	--	2nd	--
	Will Shields	G	--	--	--	--	--	--	--	2nd	1st
	Derrick Thomas	LB	2nd	--	--	--	1st	--	--	1st	1st
	Tamarick Vanover	KR	--	--	--	--	--	--	--	--	1st
			AP	PFW	TSN		SI	USA		PFW	
1997	-										
	Dale Carter	CB	--	--	--	--	--	--	--	1st	
	James Hasty	CB	--	--	--	--	--	--	--	1st	
	Pete Stoyanovich	K	--	1st	--	--	1st	1st	--	--	
	Dave Szott	G	1st	1st	--	--	--	--	--	1st	
	Tamarick Vanover	KR	--	--	--	--	--	1st	--	1st	
1998	-										
	None										
1999	-										
	Tony Gonzalez	TE	1st	1st	1st	--	1st	1st	--	1st	
	James Hasty	CB	--	--	--	--	--	1st	--	--	
	Tony Richardson	FB	--	--	--	--	1st	--	--	--	
	Will Shields	G	--	--	1st	--	--	--	--	--	

YR.	PLAYER	POS.	AP	ALL-PRO				CPFW	ALL-AFC	
				PFW	TSN	SI	USA		FD	FN
2000	–									
	Tony Gonzalez	TE	1st	1st	1st	1st	1st	1st	1st	1st
	Eric Hicks	DE	--	--	--	--	2nd	--	--	--
	Mike Maslowski	ST	--	--	1st	--	--	--	--	--
	Tony Richardson	FB	--	--	1st	--	--	--	--	--
			AP	PFW	TSN	SI	FD	CPFW	FN	PFW
2001	–									
	Tony Gonzalez	TE	1st	1st	1st	1st	1st	--	1st	1st
	Priest Holmes	RB	1st	--	--	--	2nd	1st	1st	1st
	Will Shields	G	--	--	--	--	2nd	2nd	1st	1st
			AP	PFW	TSN	SI	FD	CPFW	FN	PFW
2002	–									
	Tony Gonzalez	TE	2nd	1st	1st	--	2nd	--	1st	--
	Dante Hall	KR	2nd	--	--	--	2nd	1st	--	--
	Priest Holmes	RB	1st	1st	1st	1st	1st	1st	1st	1st
	Tony Richardson	FB	--	--	--	--	2nd	--	--	--
	Willie Roaf	T	2nd	--	--	1st	1st	1st	--	--
	Will Shields	G	1st	1st	1st	--	1st	1st	1st	1st
	Casey Wiegmann	C	--	--	--	1st	--	--	--	--
			AP	PFW	TSN	SI	FD	CPFW	FN	PFW
2003	–									
	Tony Gonzalez	TE	1st	1st	1st	1st	1st	1st	1st	1st
	Dante Hall	PR/KR	1st	1st	1st	1st	1st/2nd	--	1st	1st
	Priest Holmes	RB	1st	1st	1st	--	1st	--	1st	1st
	Tony Richardson	FB	--	--	--	--	2nd	--	--	--
	Willie Roaf	T	1st	1st	--	--	2nd	--	1st	1st
	Will Shields	G	1st	1st	1st	--	1st	--	1st	1st
			AP	PFW	TSN	SI	FD	CPFW	FN	PFW
2004	–									
	Tony Gonzalez	TE	2nd	--	--	--	1st	1st	--	--
	Tony Richardson	FB	2nd	--	--	--	1st	1st	--	--
	Willie Roaf	T	1st	1st	--	--	--	2nd	1st	1st
	Will Shields	G	2nd	--	--	1st	2nd	1st	1st	1st
	Brian Waters	G	1st	1st	1st	--	2nd	2nd	--	--
2005	–									
	Larry Johnson	RB	2nd	--	--	--	--	--	1st	1st
	Willie Roaf	T	2nd	--	--	--	--	--	1st	1st
	Will Shields	G	2nd	--	--	--	--	--	1st	1st
	Brian Waters	G	1st	--	--	--	--	--	--	--
2006	–									
	Tony Gonzalez	TE	2nd	--	--	--	--	--	--	--
	Larry Johnson	RB	1st	1st	--	--	--	--	--	--
	Will Shields	G	2nd	--	--	--	--	--	--	--
2007	–									
	Jared Allen	DE	1st	1st	1st	1st	1st	--	1st	1st
	Tony Gonzalez	TE	2nd	--	--	--	--	--	--	--
2008	–									
	Tony Gonzalez	TE	1st	1st	--	--	--	--	--	--
2009	–									
	None									
2010	–									
	Dwayne Bowe	WR	2nd	--	--	--	--	--	--	--
	Jamaal Charles	RB	1st	1st	--	--	--	--	1st	1st
2011	–									
	Tamba Hali	LB	2nd	--	--	--	--	--	--	--
	Derrick Johnson	LB	1st	--	--	--	--	--	--	--

YR.	PLAYER	POS.	AP	ALL-PRO			ALL-AFC PFW
				PFW	TSN	SI	
2012	-						
	Jamaal Charles	RB	2nd				1st
	Dustin Colquitt	P					1st
2013	-						
	Eric Berry	S	1st	1st			1st
	Jamaal Charles	RB	1st	1st			1st
	Tamba Hali	LB	2nd				
	Dexter McCCluster	PR	2nd	1st			1st
	Dontari Poe	DT	2nd				1st
	Branden Albert	T					1st
	Quintin Demps	KR					1st
	Justin Houston	LB					1st
2014	-						
	Justin Houston	LB	1st	1st			1st
	Anthony Sherman	FB	2nd				
	De'Anthony Thomas	RB/WR					1st
2015	-						
	Eric Berry	S	1st	1st			1st
	Justin Houston	LB	--	--	1st		
	Marcus Peters	CB	2nd				
	Derrick Johnson	LB					1st
	Marcus Peters	CB					1st
2016	-						
	Travis Kelce	TE	1st	1st	1st		1st
	Tyreek Hill	WR/PR	1st	1st	1st		1st
	Marcus Peters	CB	1st	1st	1st		1st
	Eric Berry	S	1st	1st	1st		1st
	Mitchell Schwartz	T	2nd	--	--		
2017	-						
	Kareem Hunt	RB					1st
	Travis Kelce	TE	2nd	--	1st		1st
	Mitchell Schwartz	T	2nd	--	--		1st
			AP	PFW	TSN		
2018	-						
	Patrick Mahomes	QB	1st	1st	--		1st
	Tyreek Hill	FLEX	1st	--	--		
	Tyreek Hill	WR	2nd	--	--		1st
	Travis Kelce	TE	1st	1st	--		1st
	Mitchell Schwartz	T	1st	1st	--		
	Chris Jones	DL	2nd	--	--		1st
2019	-						
	Mecole Hardman	KR	2nd	--	--		1st
	Chris Jones	DT					1st
	Travis Kelce	TE	2nd	--	1st		1st
	Tyrann Mathieu	DB	1st	--	--		
	Tyrann Mathieu	S	2nd	--	--		
	Mitchell Schwartz	T	2nd	--	--		1st
2020	-						
	Tyreek Hill	WR	1st	--	--		1st
	Chris Jones	DT	2nd	--	1st		1st
	Travis Kelce	TE	1st	1st	1st		1st
	Patrick Mahomes	QB	2nd	--	1st		1st
	Tyrann Mathieu	S	1st	1st	1st		1st

YR.	PLAYER	POS.	AP	ALL-PRO PFW	TSN	ALL-AFC PFW
2021 –						
	Tyreek Hill	WR	--	--	--	1st
	Creed Humphrey	C	--	--	--	1st
	Chris Jones	DT	2nd	--	1st	1st
	Travis Kelce	TE	2nd	--	1st	--

Reference: First or second-team All-Pro or All-Conference honors as selected by the following: (AP) Associated Press, (UPI) United Press International, (NEA) Newspaper Enterprise Assoc., (TSN) The Sporting News, (PFW) Pro Football Weekly, (PFWA) Pro Football Writers of America, (USA) USA Today - Gordon Forbes, (SI) Sports Illustrated - Paul Zimmerman, (FD) Football Digest, (FN) Football News, (GPFW) College and Pro Football Newsweekly.

Notes: The Sporting News All-AFL Team was selected by the players in 1960, '62-66 and by the coaches in '61. Pro Football Weekly's selections have been made by the Pro Football Writers of America since '96.
*No team named due to '82 NFLPA Strike. **No team named in '85.

CHIEFS IN THE MISSOURI SPORTS HALL OF FAME

Year	Individual	Chiefs Years	Year	Individual	Chiefs Years
1994	Lamar Hunt	1960-05	2009	Will Shields	1993-06
	Len Dawson	1962-75	2010	Marty Schottenheimer	1989-98
	Otis Taylor	1965-75	2011	Priest Holmes	2001-07
	Bill Grigsby	1963-05	2012	Emmitt Thomas	1966-78, 2010-18
1995	Bobby Bell	1963-74	2013	Tony Richardson	1995-05
1996	Hank Stram	1960-74	2014	Ed Podolak	1969-77
	Jan Stenerud	1967-79		Jack Rudnay	1969-82
1997	Fred Arbanas	1962-70	2015	Nick Lowery	1980-93
1998	Ed Budde	1963-76		Eddie Kennison	2001-07
1999	Willie Lanier	1967-77	2016	Tim Grunhard	1990-00
	Johnny Robinson	1960-71	2017	Bill Kenney	1979-88
2001	Marcus Allen	1993-97	2018	Mike Garrett	1966-70
	Dick Vermeil	2001-05		Dante Hall	2000-06
2002	Deron Cherry	1981-91	2019	Ted McKnight	1977-81
2003	Christian Okoye	1987-92		Jeremy Maclin	2015-16
2004	Carl Peterson	1989-07	2020	Derrick Johnson	2005-17
	Art Still	1978-87		Dan Meers (KC Wolf)	1989-Present
2006	Gary Spani	1978-86	2021	Derrick Thomas	1989-99
2007	Curtis McClinton	1962-69	2022	Willie Roaf	2002-05
2008	Neil Smith	1988-96			



USA TODAY ALL-JOE TEAM

The USA Today All-Joe Team takes its name from former Chiefs DT Joe Phillips who played 14 seasons for Kansas City, San Diego, St. Louis and Minnesota before retiring following the 1999 season. According to USA Today's Larry Weisman, the All-Joe Team is represented by "hard-working, overlooked, underappreciated players who do the dirty work simply because that's their lot in life."

1992	C	Tim Grunhard	2004	C	Casey Wiegmann
	DT	Joe Phillips		DE	Jared Allen
1994	TE	Derrick Walker		LS	Kendall Gammon
1995	G	Will Shields		C	Casey Wiegmann
1996	G	Dave Szott	2005	C	Casey Wiegmann
1997	C	Tim Grunhard	2006	DE	Jared Allen
	WR	Danan Hughes		QB	Damon Huard
	G	Dave Szott		C	Casey Wiegmann
	Off. Coord.	Paul Hackett	2007	C	Casey Wiegmann
2000	DE	Eric Hicks	2008	WR	Dwayne Bowe
	LB	Mike Maslowski		CB	Brandon Carr
2001	FB	Tony Richardson	2009	LB	Tamba Hali
	P	Dan Stryzinski	2010	LB	Derrick Johnson
2002	K	Morten Andersen		G	Ryan Lilja
	LB	Marvcus Patton	2011	CB	Brandon Flowers
	C	Casey Wiegmann	2012	T	Eric Winston
2003	ST	Gary Stills	2013	OL	Geoff Schwartz
	S	Greg Wesley			



RETIRED JERSEYS

STENERUD
3

JAN STENERUD • KICKER • 1967-79

The first pure placekicker inducted in the Pro Football Hall of Fame, K Jan Stenerud played 19 NFL seasons, including 13 with Kansas City.



LEN DAWSON • QUARTERBACK • 1962-75

The standard-bearer for Chiefs signal callers, QB Len Dawson is the franchise's all-time leading passer. He led the club to three AFL titles and a Super Bowl IV ring.

DAWSON
16

THOMAS
18

EMMITT THOMAS • CORNERBACK • 1966-78

The Chiefs career leader with 58 interceptions, CB Emmitt Thomas played in 181 games over his Hall of Fame career with Kansas City.



ABNER HAYNES • RUNNING BACK • 1960-64

One of the offensive stars during the Texans/Chiefs first five years, RB Abner Haynes led the club in rushing four times.

HAYNES
28

JOHNSON
33

STONE JOHNSON • RUNNING BACK • 1963

A sprinter in the '60 Olympics in Rome and a QB at Grambling, RB Stone Johnson's athletic career came to a tragic end during his rookie season of '63. Johnson suffered a fractured vertebra in his neck in a preseason game against the Houston Oilers in Wichita, Kansas and died just 10 days later on Sept. 8, 1963.



MACK LEE HILL • RUNNING BACK • 1964-65

An AFL All-Star as a rookie in '64, RB Mack Lee Hill rushed for 1,203 yards in just 27 games with the Chiefs. Hill tragically died on the operating table after suffering a knee injury late in the '65 season.

HILL
36

THOMAS
58

DERRICK THOMAS • LINEBACKER • 1989-99

The most prolific pass rusher in Chiefs history, LB Derrick Thomas was the heart and soul of the club's dominating defense throughout the '90s and owns the NFL's single-game sack record (7.0 vs. Seattle - 11/11/90).



WILLIE LANIER • LINEBACKER • 1967-77



A Pro Football Hall of Famer, LB Willie Lanier played 11 seasons for the Chiefs and was named to the NFL's 75th Anniversary All-Time Team.

LANIER
63

BELL
78

BOBBY BELL • LINEBACKER • 1963-74

Perhaps the greatest outside linebacker to ever play the game, LB Bobby Bell was the first Chiefs player to enter the Pro Football Hall of Fame in '83.



BUCK BUCHANAN • DEFENSIVE TACKLE • 1967-77

A pivotal member of the great Chiefs defense of the '60s and '70s, DT Buck Buchanan was enshrined in the Pro Football Hall of Fame.

BUCHANAN
86

AFL ALL-STAR SELECTIONS



1960

No All-Star game was played following the AFL's first season in '60.

1961

(January 7, 1962)

Mel Branch, DE
Chris Burford, WR
Cotton Davidson, QB[†]
Jon Gilliam, C
Abner Haynes, RB
Sherrill Headrick, LB
E.J. Holub, LB
Bill Krisher, G
Paul Rochester, DT
David Webster, DB

1962

(January 13, 1963)

Fred Arbanas, TE
Mel Branch, DE
Jerry Cornelison, T
Len Dawson, QB
Dave Grayson, DB
Abner Haynes, RB
Sherrill Headrick, LB

E.J. Holub, LB
Jerry Mays, DE
Curtis McClinton, RB^{**}
Marvin Terrell, G
Jim Tyrer, T

1963

(January 19, 1964)

Fred Arbanas, TE
Mel Branch, DE
Ed Budde, G
Walter Corey, LB
Dave Grayson, DB
Johnny Robinson, S
Jim Tyrer, T
Duane Wood, DB

1964

(January 16, 1965)

Fred Arbanas, TE
Bobby Bell, LB
Tommy Brooker, K
Buck Buchanan, DT
Len Dawson, QB
Dave Grayson, DB
Abner Haynes, RB

Mack Lee Hill, RB
E.J. Holub, LB
Bobby Hunt, DB
Jerry Mays, DE
Johnny Robinson, S
Jim Tyrer, T

1965

(January 15, 1966)

Fred Arbanas, TE
Bobby Bell, LB
Buck Buchanan, DT
Ed Budde, G
Sherrill Headrick, LB
E.J. Holub, LB
Frank Jackson, WR
Jerry Mays, DE
Johnny Robinson, S
Jim Tyrer, T

1966

(January 21, 1967)

Bobby Bell, LB
Buck Buchanan, DT
Ed Budde, G
Len Dawson, QB
Mike Garrett, RB
Sherrill Headrick, LB
E.J. Holub, LB
Jerry Mays, DE
Curtis McClinton, RB
Johnny Robinson, S
Otis Taylor, WR
Jim Tyrer, T

1967

(January 21, 1968)

Fred Arbanas, TE
Bobby Bell, LB
Buck Buchanan, DT

Ed Budde, G
Len Dawson, QB
Mike Garrett, RB
Jerry Mays, DE
Curtis McClinton, RB
Johnny Robinson, S

1968

(January 19, 1969)

Bobby Bell, LB
Buck Buchanan, DT
Ed Budde, G
Len Dawson, QB^{*}
Willie Lanier, LB
Jim Lynch, LB
Jerry Mays, DE
Johnny Robinson, S
Jan Stenerud, K
Emmitt Thomas, CB
Jim Tyrer, T

1969

(January 17, 1970)

Bobby Bell, LB
Buck Buchanan, DT
Ed Budde, G
Curley Culp, DT
Len Dawson, QB
Robert Holmes, RB
Willie Lanier, LB
Mike Livingston, QB
Jim Marsalis, CB
Jan Stenerud, K
Jim Tyrer, T

KEY

[†] Player of the Game
^{**} Outstanding Offensive Player



Four-time AFL All-Star LB Sherrill Headrick alongside Hank Stram and Jack Steadman.



ALL-TIME AFL TEAM, 1960-69



OFFENSE

Lance Alworth, San Diego Chargers Wide Receiver
Don Maynard, New York Jets Wide Receiver
Fred Arbanas, Kansas City Chiefs **Tight End**
Ron Mix, San Diego Chargers Tackle
Jim Tyrer, Kansas City Chiefs **Tackle**
Ed Budde, Kansas City Chiefs **Guard**
Billy Shaw, Buffalo Bills Guard
Jim Otto, Oakland Raiders Center
Joe Namath, New York Jets Quarterback
Clem Daniels, Oakland Raiders Running Back
Paul Lowe, San Diego Chargers Running Back

(Chosen by AFL Members of the Hall of Fame Selection Committee)

DEFENSE

Jerry Mays, Kansas City Chiefs **End**
Gerry Philbin, New York Jets End
Houston Antwine, Boston Patriots Tackle
Tom Sestak, Buffalo Bills Tackle
Bobby Bell, Kansas City Chiefs **Linebacker**
George Webster, Houston Oilers Linebacker
Nick Buoniconti, Boston Patriots M-Linebacker
Willie Brown, Oakland Raiders Cornerback
Dave Grayson, Oakland Raiders Cornerback
Johnny Robinson, Kansas City Chiefs **Safety**
George Saimes, Buffalo Bills Safety

SPECIALISTS

George Blanda, Oakland Raiders Kicker
Jerrel Wilson, Kansas City Chiefs **Punter**

KANSAS CITY CHIEFS
KANSAS CITY CH
KANSAS CITY CHIEFS
KANSAS CITY CHIE
KANSAS CITY CHIEFS
KANSAS CITY CHIE
KANSAS CITY CHIE
KANSAS CITY CHIEFS
KANSAS CITY CHIE
KANSAS CITY CHIEFS
KANSAS CITY CHIE
KANSAS CITY CHIE
KANSAS CITY CHIEFS
KANSAS CITY CHIE
KANSAS CITY CHIEFS
KANSAS CITY CHIE
KANSAS CITY CHIEFS
KANSAS CITY CHIE
KANSAS CITY CHIEFS
KANSAS CITY CHIE
KANSAS CITY CHIEFS
KANSAS CITY CHIE
KANSAS CITY CHIEFS
KANSAS CITY CHIE

RECORDS



CHIEFS INDIVIDUAL RECORDS

Most Seasons, Active Players

15	Jerrel Wilson	1963-77
15	Dustin Colquitt	2005-19
14	Len Dawson	1962-75
14	Ed Budde	1963-76
14	Nick Lowery	1980-93
14	Will Shields	1993-06
13	Jim Tyrer	1961-73
13	Buck Buchanan	1963-75
13	Emmitt Thomas	1966-78
13	Jan Stenerud	1967-79
13	Jack Rudnay	1970-82
13	John Alt	1984-96
13	Derrick Johnson	2005-17
12	Johnny Robinson	1960-71
12	Dave Hill	1963-74
12	Bobby Bell	1963-74
12	Mike Livingston	1968-79
12	Henry Marshall	1976-87
12	Tony Gonzalez	1997-08
12	Tamba Hali	2006-17

Most Games Played, Career (All 175+)

238	Dustin Colquitt	2005-19
224	Will Shields	1993-06
212	Nick Lowery	1980-93
203	Jerrel Wilson	1963-77
190	Tony Gonzalez	1997-08
186	Jan Stenerud	1967-79
183	Len Dawson	1962-75
183	Buck Buchanan	1963-75
182	Derrick Johnson	2005-17
181	Emmitt Thomas	1966-78
180	Jim Tyrer	1961-73
179	John Alt	1984-96
178	Jack Rudnay	1970-82
177	Ed Budde	1963-76
177	Tamba Hali	2006-17

Most Games Started, Career (Since 1968)

223	Will Shields	1993-06
174	Tony Gonzalez	1997-08
171	Jack Rudnay	1970-82
169	Derrick Johnson	2005-17
164	Tim Grunhard	1990-00
*158	Len Dawson (*Since 1962)	1962-75
157	Derrick Thomas	1989-99
157	Tamba Hali	2006-17

Most Starts, Rookie, Season

17	Creed Humphrey	2021
17	Trey Smith	2021
16	Sylvester Hicks	1978
16	Art Still	1978
16	Dave Lutz	1983
16	Kevin Ross	1984
16	Dino Hackett	1986
16	Derrick Thomas	1989
16	Greg Wesley	2000
16	Derrick Johnson	2005
16	Tamba Hali	2006
16	Brandon Carr	2008
16	Glenn Dorsey	2008
16	Eric Berry	2010
16	Dontari Poe	2012
16	Marcus Peters	2015
16	Kareem Hunt	2017
16	Juan Thornhill	2019
16	Creed Humphrey	2021
16	Trey Smith	2021

Most Consecutive Games Played, Career

224	Will Shields	Sept. 5, 1993 - Dec. 31, 2006
186	Jan Stenerud	Sept. 9, 1967 - Dec. 16, 1979
184	Dustin Colquitt	Nov. 9, 2008 - Dec. 29, 2019
180	Jim Tyrer	Sept. 10, 1961 - Dec. 2, 1973
168	Bobby Bell	Sept. 7, 1963 - Dec. 14, 1974
166	Buck Buchanan	Sept. 7, 1963 - Dec. 1, 1974

Most Consecutive Games Started (Since 1968)

223	Will Shields	Sept. 12, 1993 - Dec. 31, 2006
144	Emmitt Thomas	Sept. 28, 1968 - Oct. 15, 1978
134	Jim Lynch	Sept. 9, 1968 - Nov. 6, 1977
120	Tim Grunhard	Sept. 5, 1993 - Oct. 29, 2000
120	Tony Gonzalez	Sept. 19, 1999 - Nov. 12, 2006

Most Consecutive Games Started To Begin Career

101	Gary Barbaro	1976-82
64	Brandon Carr	2008-11
51	Art Still	1978-81
41	Tamba Hali	2006-08
37	Greg Wesley	2000-02

Most Games Started, Quarterback, Career

158	Len Dawson	1962-75
88	Trent Green	2001-06
77	Bill Kenney	1979-88
76	Alex Smith	2013-17
75	Mike Livingston	1968-79
63	Patrick Mahomes	2017-21

Most Consecutive Games Started, Quarterback

81	Trent Green	Sept. 9, 2001 - Sept. 10, 2006
44	Len Dawson	Oct. 31, 1965 - Nov. 3, 1968
35	Steve DeBerg	Nov. 26, 1989 - Dec. 8, 1991
28	Steve Bono	Sept. 3, 1995 - Nov. 24, 1996
28	Elvis Grbac	Dec. 26, 1998 - Nov. 19, 2000
28	Len Dawson	Sept. 8, 1962 - Nov. 8, 1963

Most Consecutive Seasons Starting Every Game, QB

5	Trent Green	2001-05
2	Len Dawson	1966-67

Most Points, Career (All 400+)

1,466	Nick Lowery	1980-93
1,231	Jan Stenerud	1967-79
671	Harrison Butker	2017-21
517	Ryan Succop	2009-13
500	Priest Holmes	2001-07
462	Tony Gonzalez	1997-08
442	Pete Stoyanovich	1996-00

Most Seasons, 100 or More Points

11	Nick Lowery	1981, '83-86, '88-93
5	Jan Stenerud	1967-71
5	Harrison Butker	2017-21
4	Ryan Succop	2009-10, '12-13
3	Pete Stoyanovich	1997-99
3	Lawrence Tynes	2004-06
3	Cairo Santos	2014-16
2	Lin Elliott	1994-95
2	Morten Andersen	2002-03
2	Priest Holmes	2002-03
2	Larry Johnson	2005-06
1	Jack Spikes	1960
1	Abner Haynes	1962
1	Todd Peterson	2001
1	Tyreek Hill	2020

Most Points, Season (All 125+)

162	Priest Holmes	2003
147	Harrison Butker	2019
144	Priest Holmes	2002
142	Harrison Butker	2017
139	Nick Lowery	1990
137	Harrison Butker	2018
129	Jan Stenerud	1968
129	Cairo Santos	2015
129	Cairo Santos	2016
126	Larry Johnson	2005
125	Lawrence Tynes	2005

CHIEFS INDIVIDUAL RECORDS

Most Points, Non-Kickers, Rookie, Season

72	Abner Haynes	1960
72	Tyreek Hill	2016
66	Billy Jackson	1981
66	Kareem Hunt	2017
48	Johnny Robinson	1960
48	Mike Garrett	1966

Most Points, Kickers, Rookie, Season

142	Harrison Butker	2017
113	Cairo Santos	2014
108	Jan Stenerud	1967
104	Jack Spikes	1960
104	Ryan Succop	2009

Most Points, Game

30	Abner Haynes vs. Oakland	Nov. 26, 1961
30	Jamaal Charles at Oakland	Dec. 15, 2013
24	Frank Jackson vs. Denver	Dec. 10, 1961
24	Abner Haynes vs. Boston	Sept. 8, 1962
24	Frank Jackson at San Diego	Dec. 13, 1964
24	Bert Coan at Denver	Oct. 23, 1966
24	Priest Holmes at Cleveland	Sept. 8, 2002
24	Priest Holmes vs. Atlanta	Oct. 24, 2004
24	Derrick Blaylock vs. Atlanta	Oct. 24, 2004
24	Larry Johnson vs. Seattle	Oct. 29, 2006

Most Touchdowns, Career

83	Priest Holmes (76 rush, 7 rec.)	2001-07
76	Tony Gonzalez (0 rush, 76 rec.)	1997-08
67	Tyreek Hill (6 rush, 56 rec. 1 KR, 4 PR)	2016-21
64	Jamaal Charles (43 rush, 20 rec., 1 KR)	2008-16
61	Larry Johnson (55 rush, 6 rec.)	2003-09
60	Otis Taylor (3 rush, 57 rec.)	1965-75
60	Travis Kelce (57 rec., 2 rush, 1 fum.)	2013-21
58	Abner Haynes (39 rush, 17 rec., 1 KR, 1 fum.)	1960-64

Most Touchdowns, Season

27	Priest Holmes (27 rush, 0 rec.)	2003
24	Priest Holmes (21 rush, 3 rec.)	2002
21	Larry Johnson (20 rush, 1 rec.)	2005
19	Abner Haynes (13 rush, 6 rec.)	1962
19	Larry Johnson (17 rush, 2 rec.)	2006
19	Jamaal Charles (12 rush, 7 rec.)	2013

Most Touchdowns, Rookie, Season

12	Abner Haynes (9 rush, 3 rec.)	1960
12	Tyreek Hill (3 rush, 6 rec., 2 PR, 1 KR)	2016
11	Billy Jackson (10 rush, 1 rec.)	1981
11	Kareem Hunt (8 rush, 3 rec.)	2017
8	Johnny Robinson (4 rush, 4 rec.)	1960
8	Mike Garrett (6 rush, 1 rec., 1 PR)	1966

Most Touchdowns, Game

5	Abner Haynes vs. Oakland	Nov. 26, 1961
5	Jamaal Charles at Oakland	Dec. 15, 2013
4	Frank Jackson vs. Denver	Dec. 10, 1961
4	Abner Haynes vs. Boston	Sept. 8, 1962
4	Frank Jackson at San Diego	Dec. 13, 1964
4	Bert Coan at Denver	Oct. 23, 1966
4	Priest Holmes at Cleveland	Sept. 8, 2002
4	Priest Holmes vs. Atlanta	Oct. 24, 2004
4	Derrick Blaylock vs. Atlanta	Oct. 24, 2004
4	Larry Johnson vs. Seattle	Oct. 29, 2006
3	44 times;	
	Last, Tyreek Hill at Philadelphia	Oct. 3, 2021

Most Consecutive Games Scoring Touchdowns

11	Priest Holmes	2002
9	Larry Johnson	2006
8	Priest Holmes	2003-04
8	Larry Johnson	2004-05
8	Kareem Hunt	2018
7	Marcus Allen	1993
7	Priest Holmes	2004-05
7	Larry Johnson	2005
7	Dwayne Bowe	2010
7	Jamaal Charles	2013

Most Points After TD Attempted, Career

483	Nick Lowery	1980-93
409	Jan Stenerud	1967-79
248	Harrison Butker	2017-21
164	Pete Stoyanovich	1996-00
160	Ryan Succop	2009-13
149	Tommy Brooker	1962-66

Most Points After TD Attempted, Season

69	Harrison Butker	2018
60	Lawrence Tynes	2004
59	Morten Andersen	2003
54	Harrison Butker	2020
52	Ryan Succop	2013
51	Morten Andersen	2002

Most Points After TD Attempted, Game

8	Tommy Brooker at Denver	Sept. 7, 1963
8	Mike Mercer at Denver	Oct. 23, 1966
8	Lawrence Tynes vs. Atlanta	Oct. 24, 2004
8	Ryan Succop at Oakland	Dec. 15, 2013

Most Points After TD Made, Career

479	Nick Lowery	1980-93
394	Jan Stenerud	1967-79
233	Harrison Butker	2017-21
163	Pete Stoyanovich	1996-00
160	Ryan Succop	2009-13
149	Tommy Brooker	1962-66

Most Points After TD Made, Season

65	Harrison Butker	2018
58	Morten Andersen	2003
58	Lawrence Tynes	2004
52	Ryan Succop	2013
51	Morten Andersen	2002

Most Points After TD Made, Game

8	Tommy Brooker at Denver	Sept. 7, 1963
8	Mike Mercer at Denver	Oct. 23, 1966
8	Lawrence Tynes vs. Atlanta	Oct. 24, 2004
8	Ryan Succop at Oakland	Dec. 15, 2013
7	Cotton Davidson vs. Denver	Dec. 10, 1961
7	T. Brooker at N.Y. Titans	Nov. 11, 1962
7	Jack Spikes vs. Denver	Dec. 8, 1963
7	Tommy Brooker vs. Houston	Nov. 28, 1965
7	Morten Andersen vs. Arizona	Dec. 1, 2002
7	Morten Andersen vs. St. Louis	Dec. 8, 2002
7	Lawrence Tynes at Tennessee	Dec. 13, 2004

Most Consecutive Points After TD

197	Nick Lowery	1983-89
160	Ryan Succop	2009-13
155	Jan Stenerud	1968-73
149	Tommy Brooker	1962-66

Highest Point After Percentage, Career (100 PATs)

100.00	Ryan Succop (160-160)	2009-13
100.00	Tommy Brooker (149-149)	1962-66
99.39	Pete Stoyanovich (163-164)	1996-00
99.17	Nick Lowery (479-483)	1980-93
99.09	Morten Andersen (109-110)	2002-03
97.16	Lawrence Tynes (137-141)	2004-06

Most Field Goals Attempted, Career

436	Jan Stenerud	1967-79
410	Nick Lowery	1980-93
162	Harrison Butker	2017-21
147	Ryan Succop	2009-13
115	Pete Stoyanovich	1996-00
105	Cairo Santos	2014-17

Most Field Goals Attempted, Season

44	Jan Stenerud	1971
42	Jan Stenerud	1970
42	Harrison Butker	2017
40	Jan Stenerud	1968

Most Field Goals Attempted, Game

7	Cairo Santos at Cincinnati	October 4, 2015
7	Jan Stenerud vs. Buffalo	Dec. 19, 1971
6	Tommy Brooker vs. San Diego	Dec. 16, 1962
6	Jan Stenerud	6 times
	Last; at Washington	Oct. 10, 1976
6	Todd Peterson vs. Denver	Dec. 16, 2001
6	Ryan Succop at New Orleans	Sept. 23, 2012
6	Harrison Butker vs. Miami	Dec. 24, 2017

Most Seasons Leading League, Field Goals Made

3	Jan Stenerud	1967, '70, '75
---	--------------	----------------

Most Field Goals Made, Career

329	Nick Lowery	1980-93
279	Jan Stenerud	1967-79
146	Harrison Butker	2017-21
119	Ryan Succop	2009-13
93	Pete Stoyanovich	1996-00
89	Cairo Santos	2014-17

CHIEFS INDIVIDUAL RECORDS

Most Field Goals Made, Season

38	Harrison Butker	2017
34	Nick Lowery	1990
34	Harrison Butker	2019
31	Cairo Santos	2016
30	Jan Stenerud	1968, '70
30	Cairo Santos	2015
28	Ryan Succop	2012

Most Field Goals Made, Rookie, Season

38	Harrison Butker	2017
25	Ryan Succop	2009
25	Cairo Santos	2014
21	Jan Stenerud	1967
13	Jack Spikes	1960
12	Tommy Brooker	1962

Most Field Goals Made, Game

7	Cairo Santos at Cincinnati	Oct. 5, 2015
6	Ryan Succop at New Orleans	Sept. 23, 2012
5	Jan Stenerud	3 times
	Last; vs. Buffalo	Dec. 19, 1971
5	Nick Lowery	4 times
	Last; vs. Denver	Sept. 20, 1993
5	Ryan Succop vs. Minnesota	Oct. 2, 2011
5	Cairo Santos at Denver	Nov. 15, 2015
5	Harrison Butker	4 times
	Last; vs. Denver	Dec. 6, 2020
4	Tommy Brooker vs. San Diego	Dec. 16, 1962
4	Mike Mercer at N.Y. Jets	Nov. 27, 1966
4	Lin Elliott vs. Seattle	Dec. 24, 1995
4	Jan Stenerud	10 times
4	Nick Lowery	8 times
4	Pete Stoyanovich	2 times
4	Todd Peterson vs. Denver	Dec. 16, 2001
4	Lawrence Tynes	2 times
	Last; vs. Denver	Nov. 23, 2006
4	Nick Novak vs. Denver	Sept. 28, 2008
4	Ryan Succop	4 times
	Last; at Tennessee	Oct. 6, 2013
4	Cairo Santos	5 times
	Last; at Carolina	Nov. 13, 2016
4	Harrison Butker	5 times
	Last; at Tennessee	Nov. 10, 2019

Most Consecutive Games Scoring Field Goals

16	Harrison Butker	2019-20
15	Lawrence Tynes	2004-05
14	Jan Stenerud	1970
14	Harrison Butker	2017-18
12	Pete Stoyanovich	1997-98
12	Harrison Butker	2021
11	Jan Stenerud	1968-69
11	Jan Stenerud	1971-72
11	Nick Lowery	1985-86
11	Morten Andersen	2002

Most Consecutive Games Scoring Field Goals, Single Season

14	Jan Stenerud	1970
14	Harrison Butker	2019
13	Harrison Butker	2017
12	Lawrence Tynes	2005
12	Harrison Butker	2021
11	Morten Andersen	2002

Most Consecutive Field Goals Made

23	Harrison Butker	2017
22	Pete Stoyanovich	1997-98
22	Ryan Succop	2011
21	Nick Lowery	1990
21	Nick Lowery	1991
16	Jan Stenerud	1969
16	Harrison Butker	2019-20
16	Harrison Butker	2020-21

Longest Field Goal

58	Nick Lowery at Washington	Sept. 18, 1983
58	Nick Lowery vs. L.A. Raiders	Sept. 12, 1985
58	Harrison Butker at L.A. Chargers	Sept. 20, 2020
58	Harrison Butker at L.A. Chargers	Sept. 20, 2020
57	Nick Lowery vs. Seattle	Sept. 14, 1980
56	Harrison Butker at Chicago	Dec. 22, 2019
56	Harrison Butker vs. Denver	Dec. 5, 2021
55	Jan Stenerud at Denver	Oct. 4, 1970
55	Harrison Butker vs. Carolina	Nov. 8, 2020
55	Harrison Butker vs. Green Bay	Nov. 7, 2021
54	Jan Stenerud at Houston	Sept. 9, 1967
54	Jan Stenerud at Denver	Oct. 5, 1969

54	Jan Stenerud at San Francisco	Dec. 6, 1971
54	Nick Lowery vs. L.A. Raiders	Nov. 6, 1983
54	Nick Lowery at Detroit	Nov. 26, 1987
54	Pete Stoyanovich vs. Denver	Nov. 16, 1997
54	Ryan Succop vs. Minnesota	Oct. 2, 2011
54	Cairo Santos at Houston	Sept. 18, 2016
54	Harrison Butker at Seattle	Dec. 23, 2018
54	Harrison Butker vs. Minnesota	Nov. 3, 2019
54	Harrison Butker vs. Buffalo	Oct. 10, 2021
54	Harrison Butker vs. Las Vegas	Dec. 12, 2021

Highest Field Goal Percentage, Career (100 Attempts)

90.1	Harrison Butker (146-162)	2017-21
84.8	Cairo Santos (89-105)	2014-17
81.0	Ryan Succop (119-147)	2009-13
80.9	Pete Stoyanovich (93-115)	1996-00
80.2	Nick Lowery (329-410)	1980-93
64.0	Jan Stenerud (279-436)	1967-79

Highest Field Goal Percentage, Season

96.3	Pete Stoyanovich (26-27)	1997
92.6	Harrison Butker (25-27)	2020
91.9	Nick Lowery (34-37)	1990
91.6	Nick Lowery (22-24)	1992
90.5	Harrison Butker (38-42)	2017

Highest Field Goal Percentage, Career At GEHA Field at Arrowhead

88.5	Harrison Butker (77-87)	2017-21
88.1	Pete Stoyanovich (52-59)	1996-00
85.6	Nick Lowery (179-209)	1980-93
82.4	Ryan Succop (61-74)	2009-13
79.2	Cairo Santos (38-48)	2014-17

Attempts Less Than 40 Yards, Season (15 Attempts)

23-26	Cairo Santos	2016
24-25	Harrison Butker	2017
21-21	Nick Lowery	1991
20-20	Pete Stoyanovich	1998
16-20	Ryan Succop	2012
18-19	Harrison Butker	2019
18-18	Harrison Butker	2020
17-18	Cairo Santos	2014
17-18	Cairo Santos	2015
17-17	Ryan Succop	2009
16-16	Morten Andersen	2002
16-16	Harrison Butker	2018
15-16	Ryan Succop	2013
14-15	Ryan Succop	2011

Most Field Goals, No Misses, Game

7	Cairo Santos at Cincinnati	Oct. 4, 2015
6	Ryan Succop at New Orleans	Sept. 23, 2012
5	Jan Stenerud at Buffalo	Nov. 2, 1969
5	Jan Stenerud vs. Buffalo	Dec. 7, 1969
5	Nick Lowery vs. L.A. Raiders	Sept. 12, 1985
5	Nick Lowery at Chicago	Dec. 29, 1990
5	Nick Lowery vs. Denver	Sept. 20, 1993
5	Ryan Succop vs. Minnesota	Oct. 2, 2011
5	Harrison Butker at Houston	Oct. 8, 2017
5	Harrison Butker vs. Denver	Oct. 30, 2017
5	Harrison Butker vs. Denver	Dec. 6, 2020

Most Field Goals, 50 or More Yards, Career

20	Nick Lowery	1980-93
20	Harrison Butker	2017-21
12	Jan Stenerud	1967-79
9	Ryan Succop	2009-13
7	Cairo Santos	2014-16
6	Lawrence Tynes	2004-06
5	Pete Stoyanovich	1996-99

Most Field Goals, 50 or More Yards, Season

7	Harrison Butker	2021
4	Nick Lowery	1980
4	Cairo Santos	2015
4	Harrison Butker	2017, 2020
3	Nick Lowery	1985, 1988
3	Ryan Succop	2011
3	Harrison Butker	2019
2	Pete Stoyanovich	1997, 1998
2	Lawrence Tynes	2004, 2005, 2006
2	Ryan Succop	2009, 2012
2	Cairo Santos	2016
2	Harrison Butker	2018

CHIEFS INDIVIDUAL RECORDS

Most Field Goals, 50 or More Yards, Game

2	Nick Lowery vs. Seattle	Sept. 14, 1980
2	Nick Lowery at New Orleans	Sept. 8, 1985
2	Nick Lowery at Detroit	Nov. 26, 1987
2	Lawrence Tynes at Miami	Oct. 21, 2005
2	Ryan Succop vs. Minnesota	Oct. 2, 2011
2	Cairo Santos at Cincinnati	Oct. 4, 2015
2	Harrison Butker at L.A. Chargers	Sept. 20, 2020

Most Defensive Touchdowns, Career

8	Bobby Bell (6 INTs, 2 FRs)	1963-74
5	Emmitt Thomas (5 INTs)	1966-78
5	Jim Kearney (5 INTs)	1967-75
5	Eric Berry (5 INTs)	2010-18
4	Lloyd Burruss (4 INTs)	1981-91
4	Derrick Thomas (4 FRs)	1989-99
4	James Hasty (3 INTs, 1 FR)	1995-99
4	Derrick Johnson (4 INTs)	2005-17
4	Daniel Sorensen (4 INTs)	2014-21

Most Defensive Touchdowns, Season

4	Jim Kearney (4 INTs)	1972
3	David Webster (2 INTs, 1 FR)	1960
3	Lloyd Burruss (3 INTs)	1986
3	Charles Mincy (2 INTs, 1 FR)	1992
3	Mark McMillian (3 INTs)	1997

Most Defensive Touchdowns, Game

2	Jim Kearney at Denver	Oct. 1, 1972
2	Lloyd Burruss vs. San Diego	Oct. 19, 1986
2	Cris Dishman at Oakland	Nov. 28, 1999
2	Derrick Johnson at Denver	Jan. 3, 2010

Most Special Teams Touchdowns, Career

11	Dante Hall (5 PRs, 6 KORs)	2000-06
8	Tamarick Vanover (4 PRs, 4 KORs)	1995-99
5	Tyreek Hill (4 PRs, 1 KOR)	2016-21
4	J.T. Smith (4 PRs)	1978-84
3	Dexter McCluster (3 PRs)	2010-13
2	Six players tied	

Most Special Teams Touchdowns, Season

4	Dante Hall (2 PRs, 2 KRs)	2003
3	Tamarick Vanover (2 KRs, 1 PR)	1995
3	Dante Hall (2 PRs, 1 KR)	2002
3	Tyreek Hill (2 PRs, 1 KR)	2016
2	J.T. Smith (2 PRs)	1979
2	J.T. Smith (2 PRs)	1980
2	Paul Palmer (2 KRs)	1987
2	Dale Carter (2 PRs)	1992
2	Dante Hall (2 KRs)	2004
2	Dexter McCluster (2 PRs)	2013

Most Safeties, Career

3	Derrick Thomas	1989-98
2	Bill Maas	1984-92
2	Dan Saleaumua	1989-96
2	Joe Phillips	1992-97
1	Buck Buchanan	1963-75
1	Willie Lanier	1967-77
1	John Lohmeyer	1973, '75-77
1	Ed Beckman	1977-84
1	Dino Hackett	1986-92
1	Albert Lewis	1983-93
1	Rob McGovern	1989-90
1	Bernard Pollard	2006-08
1	Tamba Hali	2006-16
1	Justin Houston	2011-18
1	D.J. Alexander	2015-16
1	Chris Jones	2016-20

Most Safeties, Season

1	Buck Buchanan	1968
1	Willie Lanier	1974
1	John Lohmeyer	1976
1	Ed Beckman	1978
1	Dino Hackett	1988
1	Albert Lewis	1988
1	Bill Maas	1988, '90
1	Rob McGovern	1989
1	Dan Saleaumua	1991, '96
1	Derrick Thomas	1994, '97, '98
1	Joe Phillips	1997
1	Bernard Pollard	2007
1	Tamba Hali	2009
1	Justin Houston	2012
1	D.J. Alexander	2015
1	Chris Jones	2020

Most Two-Point Conversions, Career

4	Travis Kelce	2013-21
3	Tony Gonzalez	1997-08
2	Bo Dickinson	1960-61
2	Curtis McClinton	1962-69
2	Jerrel Wilson	1963-77
2	Reg Carolan	1964-68
2	Trent Green	2001-06
2	Eddie Kennison	2001-07
2	Patrick Mahomes	2017-21

Most Two-Point Conversions, Season

2	Bo Dickinson	1961
2	Travis Kelce	2015

Most Two-Point Conversion Passes, Career

8	Len Dawson	1962-75
5	Patrick Mahomes	2017-21
4	Trent Green	2001-06
4	Alex Smith	2013-17
2	Randy Duncan	1961
2	Elvis Grbac	1997-00

Most Seasons Leading League in Rushing

1	Abner Haynes	1960
1	Christian Okoye	1989
1	Priest Holmes	2001
1	Kareem Hunt	2017

Most Rushing Attempts, Career

1,375	Larry Johnson	2003-09
1,332	Jamaal Charles	2008-16
1,321	Priest Holmes	2001-07
1,246	Christian Okoye	1987-92
1,157	Ed Podolak	1969-77

Most Rushing Attempts, Season

*416	Larry Johnson	2006
370	Christian Okoye	1989
336	Larry Johnson	2005
327	Priest Holmes	2001
320	Priest Holmes	2003

*NFL RECORD

Most Rushing Attempts, Consecutive Seasons

752	Larry Johnson (336, 416)	2005-06
640	Priest Holmes (327, 313)	2001-02
633	Priest Holmes (313, 320)	2002-03
615	Christian Okoye (370, 245)	1989-90
574	Larry Johnson (416, 158)	2006-07

Most Rushing Attempts, Rookie, Season

272	Kareem Hunt	2017
234	Joe Delaney	1981
181	Clyde Edwards-Helaire	2020
174	Robert Holmes	1968
157	Christian Okoye	1987
156	Abner Haynes	1960

Most Rushing Attempts, Game

39	Larry Johnson vs. Seattle	Oct. 29, 2006
38	Christian Okoye at Green Bay	Dec. 10, 1989
37	Christian Okoye vs. Seattle	Nov. 5, 1989
36	Larry Johnson at Houston	Nov. 20, 2005
35	Barry Word vs. L.A. Raiders	Dec. 22, 1991

Most Rushing Yards, Career

7,260	Jamaal Charles	2008-16
6,070	Priest Holmes	2001-07
6,015	Larry Johnson	2003-09
4,897	Christian Okoye	1987-92
4,451	Ed Podolak	1969-77

Most Rushing Yards, Season (All 1,000+)

1,789	Larry Johnson	2006
1,750	Larry Johnson	2005
1,615	Priest Holmes	2002
1,555	Priest Holmes	2001
1,509	Jamaal Charles	2012
1,480	Christian Okoye	1989
1,467	Jamaal Charles	2010
1,420	Priest Holmes	2003
1,327	Kareem Hunt	2017
1,287	Jamaal Charles	2013
1,121	Joe Delaney	1981
1,120	Jamaal Charles	2009
1,087	Mike Garrett	1967
1,053	Tony Reed	1978

CHIEFS INDIVIDUAL RECORDS

1,049	Abner Haynes	1962
1,033	Jamaal Charles	2014
1,031	Christian Okoye	1991
1,015	Barry Word	1990

Most Rushing Yards, Consecutive Seasons

3,539	Larry Johnson (1,750, 1,789)	2005-06
3,170	Priest Holmes (1,555, 1,615)	2001-02
3,035	Priest Holmes (1,615, 1,420)	2002-03
2,796	Jamaal Charles (1,509, 1,287)	2012-13
2,348	Larry Johnson (1,789, 559)	2006-07

Most Rushing Yards, Rookie, Season

1,327	Kareem Hunt	2017
1,121	Joe Delaney	1981
875	Abner Haynes	1960
866	Robert Holmes	1968
803	Clyde Edwards-Helaire	2020
801	Mike Garrett	1966

Most Rushing Yards, Game (All 200+)

259	Jamaal Charles at Denver	Jan. 3, 2010
233	Jamaal Charles at New Orleans	Sept. 23, 2012
226	Jamaal Charles vs. Indianapolis	Dec. 23, 2012
211	Larry Johnson at Houston	Nov. 20, 2005
201	Larry Johnson vs. Cincinnati	Jan. 1, 2006
200	Barry Word at Detroit	Oct. 14, 1990

Most Rushing Yards, Rookie, Game (All 150+)

193	Joe Delaney vs. Houston	Nov. 15, 1981
172	Kareem Hunt at Los Angeles Chargers	Sept. 24, 2017
161	Mike Garrett at San Diego	Dec. 18, 1966
161	Clyde Edwards-Helaire at Buffalo	Oct. 19, 2020
158	Robert Holmes at Cincinnati	Nov. 10, 1968
157	Abner Haynes at N.Y. Titans	Nov. 24, 1960
155	Kareem Hunt vs. Los Angeles Chargers	Dec. 16, 2017
150	Kolby Smith vs. Oakland	Nov. 25, 2007

Most Rushing Yards, Consecutive Games (All 300+)

361	J. Charles (102, 259)	Dec. 27, 2009 - Jan. 3, 2010
343	Larry Johnson (132, 211)	Nov. 13-20, 2005
332	L. Johnson (131, 201)	Dec. 24, 2005 - Jan. 1, 2006
330	Larry Johnson (211, 119)	Nov. 20-27, 2005
327	Larry Johnson (155, 172)	Oct. 29 - Nov. 5, 2006
321	Jamaal Charles (233, 88)	Sept. 23-30, 2012
319	Larry Johnson (121, 198)	Sept. 21-28, 2008
311	Larry Johnson (154, 157)	Nov. 19-23, 2006
310	Priest Holmes (197, 113)	Nov. 24 - Dec. 1, 2002
310	Larry Johnson (143, 167)	Dec. 11-17, 2005
301	Priest Holmes (104, 197)	Nov. 17-24, 2002

Most Rushing Yards vs. One Opponent, Season

327	Kareem Hunt vs. Los Angeles Chargers (172, 155)	2017
315	Jamaal Charles vs. Denver (56, 259)	2009
289	Larry Johnson vs. Oakland (154, 135)	2006
283	Larry Johnson vs. Denver (126, 157)	2006
282	Christian Okoye vs. Seattle (156, 126)	1989

Most Games, 100 or More Rushing Yards, Career

30	Larry Johnson	2003-09
24	Priest Holmes	2001-07
23	Jamaal Charles	2008-16
14	Christian Okoye	1987-92
13	Abner Haynes	1960-65

Most Games, 100 or More Rushing Yards, Season

11	Larry Johnson	2006
10	Larry Johnson	2005
9	Priest Holmes	2002
8	Christian Okoye	1989
7	Priest Holmes	2001
7	Jamaal Charles	2012

Most Games, 100 or More Rushing Yards, Rookie, Season

6	Kareem Hunt	2017
5	Joe Delaney	1981
3	Curtis McClinton	1962
2	Mike Garrett	1966
2	Robert Holmes	1968
2	Abner Haynes	1960
2	Woody Green	1974
2	Clyde Edwards-Helaire	2020

Most Consecutive Games, 100 or More Rushing Yards

9	Larry Johnson	Nov. 6, 2005 - Jan. 1, 2006
5	Priest Holmes	Nov. 17 - Dec. 15, 2002

4	Larry Johnson	Nov. 19 - Dec. 10, 2006
4	Jamaal Charles	Dec. 13, 2009 - Jan. 3, 2010

3	Joe Delaney	Oct. 4 - Oct. 18, 1981
3	Christian Okoye	Sept. 24 - Oct. 8, 1989
3	Christian Okoye	Oct. 22 - Nov. 5, 1989
3	Larry Johnson	Dec. 5 - Dec. 19, 2004
3	Larry Johnson	Oct. 22 - Nov. 5, 2006
3	Jamaal Charles	Nov. 25 - Dec. 9, 2012
3	Kareem Hunt	Sept. 24 - Oct. 8, 2017

Longest Run From Scrimmage

91(TD)	Jamaal Charles at New Orleans	Sept. 23, 2012
91(TD)	Damien Williams vs. Minnesota	Nov. 3, 2019
86(TD)	Jamaal Charles vs. Indianapolis	Dec. 23, 2012
84(TD)	Ted McKnight at Seattle	Sept. 30, 1979
84(TD)	Damien Williams vs. L.A. Chargers	Dec. 29, 2019
82(TD)	Joe Delaney vs. Denver	Oct. 18, 1981
82(TD)	Derrick Alexander vs. Pittsburgh	Dec. 12, 1999
80(TD)	Abner Haynes at N.Y. Jets	Nov. 29, 1964
80(TD)	Warren McVea vs. Cincinnati	Oct. 26, 1969
80	Jamaal Charles at St. Louis	Dec. 19, 2010
80(TD)	Jamaal Charles at Cleveland	Dec. 9, 2012

Most Rushing Yards, QB, Career

1,672	Alex Smith	2013-17
1,253	Len Dawson	1962-75
1,189	Patrick Mahomes	2017-21
712	Steve Fuller	1979-82
692	Trent Green	2001-06
682	Mike Livingston	1968-79

Most Rushing Yards, QB, Season

498	Alex Smith	2015
431	Alex Smith	2013
386	Tyler Thigpen	2008
381	Patrick Mahomes	2021
355	Alex Smith	2017

Most 10+ Yard Rushes, Career

196	Jamaal Charles	2008-16
190	Priest Holmes	2001-07
137	Larry Johnson	2003-09
71	Marcus Allen	1993-97
63	Kimble Anders	1991-00

Most 10+ Yard Rushes, Season

53	Priest Holmes	2002
52	Priest Holmes	2001
49	Larry Johnson	2006
47	Larry Johnson	2005
45	Jamaal Charles	2010

Most 10+ Yard Rushes, Game

10	Priest Holmes at Oakland	Dec. 9, 2001
9	Priest Holmes at Seattle	Nov. 24, 2002
7	Larry Johnson at N.Y. Giants	Dec. 17, 2005
7	Jamaal Charles vs. Buffalo	Oct. 31, 2010

Highest Rushing Average, Career (400 attempts)

5.45	Jamaal Charles (1,332-7,260)	2008-16
4.80	Abner Haynes (794-3,814)	1960-64
4.60	Priest Holmes (1,321-6,070)	2001-07
4.57	Kimble Anders (495-2,261)	1991-00
4.44	Ted McKnight (528-2,344)	1977-81

Highest Rushing Average, Season (100 attempts)

6.38	Jamaal Charles (230-1,467)	2010
6.03	Ted McKnight (104-627)	1978
5.89	Jamaal Charles (190-1,120)	2009
5.61	Abner Haynes (156-875)	1960
5.49	Mack Lee Hill (105-576)	1964

Highest Rushing Average, Game (10 attempts)

14.27	A. Haynes at N.Y. Titans (11-157)	Nov. 24, 1960
12.25	T. McKnight at Seattle (12-147)	Sept. 30, 1979
11.58	E. Podolak vs. Denver (12-139)	Dec. 6, 1970
11.45	J. Charles at St. Louis (11-126)	Dec. 19, 2010
11.29	A. Haynes vs. Oakland (14-158)	Nov. 26, 1961

Most Rushing Touchdowns, Career

76	Priest Holmes	2001-07
55	Larry Johnson	2003-09
44	Marcus Allen	1993-97
43	Jamaal Charles	2008-16
40	Christian Okoye	1987-92
39	Abner Haynes	1960-65

Most Rushing Touchdowns, QB, Career

10	Alex Smith	2013-17
----	------------	---------

CHIEFS INDIVIDUAL RECORDS

9	Len Dawson	1962-75
8	Patrick Mahomes	2017-21
7	Mike Livingston	1968-79
6	Pete Beathard	1964-73
6	Rich Gannon	1995-98

Most Rushing Touchdowns, QB, Season

5	Steve Bono	1995
	Alex Smith	2016
4	Pete Beathard	1965
	Steve Fuller	1980
3	Five Players Tied	

Most Rushing Touchdowns, Season

27	Priest Holmes	2003
21	Priest Holmes	2002
20	Larry Johnson	2005
17	Larry Johnson	2006
14	Priest Holmes	2004

Most Rushing Touchdowns, Consecutive Seasons

48	Priest Holmes (21, 27)	2002-03
41	Priest Holmes (27, 14)	2003-04
37	Larry Johnson (20, 17)	2005-06
29	Priest Holmes (8, 21)	2001-02
29	Larry Johnson (9, 20)	2004-05

Most Rushing Touchdowns, Rookie, Season

10	Billy Jackson	1981
9	Abner Haynes	1960
8	Kareem Hunt	2017
7	Robert Holmes	1968
6	Mike Garrett	1966

Most Rushing Touchdowns, Game

4	Abner Haynes vs. Oakland	Nov. 26, 1961
4	Priest Holmes at Cleveland	Sept. 8, 2002
4	Priest Holmes vs. Atlanta	Oct. 24, 2004
4	Derrick Blaylock vs. Atlanta	Oct. 24, 2004
3	Jack Spikes vs. Houston	Oct. 1, 1961
3	Abner Haynes vs. Boston	Sept. 8, 1962
3	Bert Coan at Denver	Oct. 23, 1966
3	Ed Podolak at Detroit	Nov. 25, 1971
3	Ed Podolak vs. Cleveland	Dec. 12, 1976
3	Billy Jackson at Oakland	Oct. 25, 1981
3	Marcus Allen at Seattle	Dec. 5, 1993
3	Donnell Bennett at Philadelphia	Sept. 27, 1998
3	Bam Morris at San Diego	Nov. 22, 1998
3	Priest Holmes vs. Denver	Oct. 20, 2002
3	Priest Holmes vs. Pittsburgh	Sept. 14, 2003
3	Priest Holmes vs. Buffalo	Oct. 26, 2003
3	Priest Holmes vs. Detroit	Dec. 14, 2003
3	Priest Holmes at Minnesota	Dec. 20, 2003
3	Priest Holmes at Denver	Sept. 12, 2004
3	Priest Holmes vs. Indianapolis	Oct. 31, 2004
3	Larry Johnson at Dallas	Dec. 11, 2005
3	Larry Johnson vs. Cincinnati	Jan. 1, 2006
3	Larry Johnson vs. Seattle	Oct. 29, 2006
3	Larry Johnson vs. Jacksonville	Dec. 31, 2006
3	Jamaal Charles at Green Bay	Sept. 28, 2015

Most Rushing Touchdowns, Consecutive Games

7	Priest Holmes	Oct. 24-31, 2004
6	Priest Holmes	Dec. 14-20, 2003
5	Priest Holmes, 5 times	Last; Dec. 20-28, 2003
5	Larry Johnson, 3 times	Last; Oct. 22-29, 2006

Most Consecutive Games With Rushing Touchdown

11	Priest Holmes	Sept. 22 - Dec. 8, 2002
8	Priest Holmes	Nov. 23, 2003 - Sept. 19, 2004
8	Larry Johnson	Nov. 28, 2004 - Sept. 18, 2005
7	Larry Johnson	Nov. 20, 2005 - Jan. 1, 2006
7	Larry Johnson	Oct. 15 - Nov. 23, 2006

Most Seasons Leading League in Passing

4	Len Dawson	1962, 1964, 1966, 1968
---	------------	------------------------

Highest Passer Rating Career (1,000 attempts)

105.8	Patrick Mahomes	2017-21
-------	-----------------	---------

94.8	Alex Smith	2013-17
87.3	Trent Green	2001-06
83.2	Len Dawson	1962-75
81.8	Steve DeBerg	1988-91
80.6	Elvis Grbac	1997-00

Highest Passer Rating, Season (200 attempts)

113.8	Patrick Mahomes	2018
108.2	Patrick Mahomes	2020
105.3	Patrick Mahomes	2019
104.7	Alex Smith	2017
101.9	Len Dawson	1966

Highest Passer Rating, Rookie, Season

112.3	Todd Blackledge	1983
76.4	Patrick Mahomes	2017
66.7	Hunter Enis	1960
55.8	Steve Fuller	1979

Highest Passer Rating, Game (20 attempts)

158.3	Trent Green vs. Detroit	Dec. 14, 2003
158.3	Alex Smith at Oakland	Dec. 15, 2013
156.6	Steve Bono at Seattle	Sept. 3, 1995
154.8	Patrick Mahomes at Pittsburgh	Sept. 16, 2018
154.3	Trent Green at Washington	Sept. 30, 2001
148.6	Alex Smith at New England	Sept. 7, 2017
147.6	Bill Kenney at San Diego	Dec. 16, 1984
146.0	Joe Montana at Tampa Bay	Sept. 5, 1993

Most 100.0+ Passer Rating Games, Career

36	Patrick Mahomes	2017-21
30	Len Dawson	1962-75
29	Alex Smith	2013-17
27	Trent Green	2001-06
19	Steve DeBerg	1988-91
14	Bill Kenney	1980-88

Most 100.0+ Passer Rating Games, Season

13	Patrick Mahomes	2018
10	Steve DeBerg	1990
9	Alex Smith	2017
9	Patrick Mahomes	2020
8	Patrick Mahomes	2021
7	Trent Green	2003
7	Trent Green	2004
6	Alex Smith	2015
6	Matt Cassel	2010

Most Passes Attempted, Career

3,696	Len Dawson	1962-75
2,777	Trent Green	2001-06
2,436	Alex Smith	2013-17
2,430	Bill Kenney	1979-88
2,345	Patrick Mahomes	2017-21
1,751	Mike Livingston	1968-79
1,616	Steve DeBerg	1988-91

Most Passes Attempted, Season (All 500+)

658	Patrick Mahomes	2021
603	Bill Kenney	1983
588	Patrick Mahomes	2020
580	Patrick Mahomes	2018
556	Trent Green	2004
547	Elvis Grbac	2000
523	Trent Green	2001
523	Trent Green	2003
520	Steve Bono	1995
508	Alex Smith	2013
507	Trent Green	2005
505	Alex Smith	2017

Most Passes Attempted, Consecutive Seasons

1,246	Patrick Mahomes (588, 658)	2020-21
1,079	Trent Green (523, 556)	2003-04
1,072	Patrick Mahomes (484, 588)	2019-20
1,064	Patrick Mahomes (580, 484)	2018-19
1,063	Trent Green (556, 507)	2004-05
1,046	Elvis Grbac (499, 547)	1999-00

Most Passes Attempted, Rookie, Season

270	Steve Fuller	1979
54	Hunter Enis	1960
35	Patrick Mahomes	2017
34	Todd Blackledge	1983

Most Passes Attempted, Game (All 50+)

CHIEFS INDIVIDUAL RECORDS

55	Joe Montana at San Diego	Oct. 9, 1994
55	Steve Bono at Miami	Dec. 12, 1994
54	Joe Montana at Denver	Oct. 17, 1994
54	Steve Bono at San Diego	Sept. 29, 1996
54	Patrick Mahomes vs. Buffalo	Oct. 10, 2021
53	Elvis Grbac at Oakland	Nov. 5, 2000
53	Trent Green at San Diego	Jan. 2, 2005
53	Matt Cassel at Denver	Nov. 14, 2010
53	Patrick Mahomes vs. Baltimore	Dec. 9, 2018
52	Bill Kenney at Denver	Oct. 30, 1983
50	Bill Kenney vs. Buffalo	Nov. 30, 1986
50	Steve DeBerg at Cleveland	Nov. 24, 1991
50	Rich Gannon at Jacksonville	Nov. 9, 1997
50	Alex Smith at Pittsburgh	Oct. 2, 2016
50	Patrick Mahomes at Tennessee	Nov. 10, 2019
50	Patrick Mahomes at Las Vegas	Nov. 14, 2021

Most Passes Completed, Career

2,115	Len Dawson	1962-75
1,720	Trent Green	2001-06
1,587	Alex Smith	2013-17
1,550	Patrick Mahomes	2017-21
1,330	Bill Kenney	1979-88
934	Steve DeBerg	1988-91
912	Mike Livingston	1968-79

Most Passes Completed, Season (All 300+)

436	Patrick Mahomes (658 att.)	2021
390	Patrick Mahomes (588 att.)	2020
383	Patrick Mahomes (580 att.)	2018
369	Trent Green (556 att.)	2004
346	Bill Kenney (603 att.)	1983
341	Alex Smith (505 att.)	2017
330	Trent Green (523 att.)	2003
328	Alex Smith (461 att.)	2016
326	Elvis Grbac (547 att.)	2000
319	Patrick Mahomes (484 att.)	2019
317	Trent Green (507 att.)	2005
308	Alex Smith (508 att.)	2013
307	Alex Smith (470 att.)	2015
303	Alex Smith (464 att.)	2014

Most Passes Completed, Consecutive Seasons (All 600+)

826	Patrick Mahomes (390, 436)	2020-21
709	Patrick Mahomes (319, 390)	2019-20
702	Patrick Mahomes (383, 319)	2018-19
699	Trent Green (330, 369)	2003-04
686	Trent Green (369, 317)	2004-05
686	Patrick Mahomes (383, 303)	2018-19
669	Alex Smith (328, 341)	2016-17
635	Alex Smith (307, 328)	2015-16
620	Elvis Grbac (294, 326)	1999-00
617	Trent Green (287, 330)	2002-03
611	Alex Smith (308, 303)	2013-14
610	Alex Smith (303, 307)	2014-15

Most Passes Completed, Rookie, Season

146	Steve Fuller	1979
30	Hunter Enis	1960
22	Patrick Mahomes	2017
20	Todd Blackledge	1983

Most Passes Completed, Game (All 30+)

39	Elvis Grbac at Oakland	Nov. 5, 2000
37	Joe Montana at San Diego	Oct. 9, 1994
37	Patrick Mahomes at Tampa Bay	Nov. 29, 2020
36	Patrick Mahomes at Tennessee	Nov. 10, 2019
35	Patrick Mahomes at Baltimore	Dec. 9, 2018
35	Patrick Mahomes at Las Vegas	Nov. 14, 2021
34	Joe Montana at Denver	Oct. 17, 1994
34	Trent Green at Denver	Dec. 7, 2003
34	Alex Smith vs. San Diego	Sept. 11, 2016
34	Patrick Mahomes at Las Vegas	Nov. 22, 2020
33	Steve Bono at Miami	Dec. 12, 1994
33	Trent Green at San Diego	Jan. 2, 2005
33	Matt Cassel at Denver	Nov. 14, 2010
33	Patrick Mahomes at L.A. Rams	Nov. 19, 2018
33	Patrick Mahomes vs. Buffalo	Oct. 10, 2021
32	Trent Green at Tampa Bay	Nov. 7, 2004
32	Trent Green vs. Oakland	Dec. 25, 2004
32	Patrick Mahomes at Washington	Oct. 17, 2021
31	Bill Kenney at San Diego	Dec. 11, 1983
31	Elvis Grbac vs. Carolina	Dec. 10, 2000
31	Trent Green at San Diego	Oct. 30, 2005
31	Alex Smith at Pittsburgh	Dec. 21, 2014
31	Alex Smith at Cincinnati	Oct. 4, 2015
31	Patrick Mahomes at Baltimore	Sept. 28, 2020

31	Patrick Mahomes vs. N.Y. Jets	Nov. 1, 2020
31	Patrick Mahomes at Los Angeles Chargers	Dec. 16, 2021
30	Steve DeBerg vs. Cleveland	Nov. 24, 1991
30	Elvis Grbac vs. Seattle	Nov. 21, 1999
30	Alex Smith at Pittsburgh	Oct. 2, 2016
30	Patrick Mahomes at Oakland	Sept. 15, 2019
30	Patrick Mahomes vs. Carolina	Nov. 8, 2020

Most Consecutive Passes Completed

15	Len Dawson at Houston	Sept. 9, 1967
15	Bill Kenney vs. San Diego (13) at Washington (2)	Sept. 12, 1983 Sept. 18, 1983
15	Alex Smith at Oakland	Oct. 16, 2016
15	Alex Smith at Atlanta	Dec. 4, 2016
14	Trent Green vs. Indianapolis	Oct. 31, 2004

Most Seasons Leading League

*8	Len Dawson	1962, '64-69, '75
----	------------	-------------------

*NFL RECORD

Most Consecutive Seasons Leading League

*6	Len Dawson	1964-69
----	------------	---------

*NFL RECORD

Highest Completion Percentage, Career (1,000 attempts)

66.10	Patrick Mahomes (2,345-1,550)	2017-21
65.15	Alex Smith (2,436-1,587)	2013-17
61.94	Trent Green (2,777-1,720)	2001-06
57.97	Steve DeBerg (1,616-934)	1988-91
57.94	Elvis Grbac (1,548-897)	1997-00
57.35	Matt Cassel (1,489-854)	2009-12

Highest Completion Percentage, Season (100 attempts)

67.52	Alex Smith (505-341)	2017
67.08	Alex Smith (489-328)	2016
66.43	Len Dawson (140-93)	1975
66.37	Trent Green (556-369)	2004
66.33	Patrick Mahomes (588-390)	2020
66.26	Patrick Mahomes (658-436)	2021

Highest Completion Percentage, Rookie, Season

62.86	Patrick Mahomes (35-22)	2017
58.82	Todd Blackledge (34-20)	1983
55.56	Hunter Enis (54-30)	1960
54.07	Steve Fuller (270-146)	1979

Highest Completion Percentage, Game (20 attempts)

86.36	A. Smith at Oakland (22-19)	Oct. 16, 2016
86.21	A. Smith vs. St. Louis (29-25)	Oct. 26, 2014
85.00	A. Smith at Oakland (20-17)	Dec. 15, 2013
84.00	A. Smith at Baltimore (25-21)	Dec. 20, 2015
84.00	A. Smith at Atlanta (25-21)	Dec. 4, 2016

Most Passing Yards, Career (All 10,000+)

28,507	Len Dawson	1962-75
21,459	Trent Green	2001-06
18,991	Patrick Mahomes	2017-21
17,608	Alex Smith	2013-17
17,277	Bill Kenney	1979-88
11,873	Steve DeBerg	1988-91
11,295	Mike Livingston	1968-79
10,642	Elvis Grbac	1997-00

Most Passing Yards, Season (All 4,000+)

5,097	Patrick Mahomes	2018
4,839	Patrick Mahomes	2021
4,740	Patrick Mahomes	2020
4,591	Trent Green	2004
4,348	Bill Kenney	1983
4,169	Elvis Grbac	2000
4,042	Alex Smith	2017
4,039	Trent Green	2003
4,031	Patrick Mahomes	2019
4,014	Trent Green	2005

Most Passing Yards, Consecutive Seasons

9,579	Patrick Mahomes (4,740, 4,839)	2020-21
9,128	Patrick Mahomes (5,097, 4,031)	2018-19
8,771	Patrick Mahomes (4,031, 4,740)	2019-20
8,630	Trent Green (4,039, 4,591)	2003-04
8,605	Trent Green (4,591, 4,014)	2004-05

Most Passing Yards, Rookie, Season

1,484	Steve Fuller	1979
357	Hunter Enis	1960
284	Patrick Mahomes	2017
259	Todd Blackledge	1983

Most Passing Yards, Game (All 400+)

504	Elvis Grbac at Oakland	Nov. 5, 2000
478	Patrick Mahomes at L.A. Rams	Nov. 19, 2018
469	Matt Cassel at Denver	Nov. 14, 2010
462	Patrick Mahomes at Tampa Bay	Nov. 29, 2020
446	Patrick Mahomes at Tennessee	Nov. 10, 2019

CHIEFS INDIVIDUAL RECORDS

443	Patrick Mahomes at Oakland	Sept. 15, 2019
435	Len Dawson vs. Denver	Nov. 1, 1964
416	Patrick Mahomes vs. N.Y. Jets	Nov. 1, 2020
411	Bill Kenney at San Diego	Dec. 11, 1983
410	Patrick Mahomes at Los Angeles Chargers	Dec. 16, 2021
406	Patrick Mahomes at Las Vegas	Nov. 14, 2021
400	Trent Green at Green Bay	Oct. 12, 2003

Most Games, 300 Yards Passing, Career

31	Patrick Mahomes	2017-21
24	Trent Green	2001-06
15	Bill Kenney	1979-88
9	Len Dawson	1962-75
8	Alex Smith	2013-17
7	Elvis Grbac	1997-00
5	Steve DeBerg	1988-91

Most Games, 300 Yards Passing, Season

10	Patrick Mahomes	2018
9	Patrick Mahomes	2020
8	Trent Green	2004
7	Bill Kenney	1983
7	Patrick Mahomes	2019
5	Elvis Grbac	2000
5	Trent Green	2003
5	Alex Smith	2017
5	Patrick Mahomes	2021

Most Consecutive Games, 300 Yards Passing, Season

8	Patrick Mahomes	2018
6	Patrick Mahomes	2020
5	Patrick Mahomes	2019
4	Bill Kenney	1983
4	Trent Green	2004
3	Elvis Grbac	2000
2	Joe Montana	1994
2	Steve Bono	1994
2	Trent Green	2001
2	Trent Green	2002
2	Trent Green	2003
2	Patrick Mahomes	2020
2	Patrick Mahomes	2021

Long Pass Completion (All TDs)

*99	Trent Green vs. San Diego (to Marc Boerigter)	Dec. 22, 2002
93	Mike Livingston vs. Miami (to Otis Taylor for 79 yards, lateral to Robert Holmes for 14 yards)	Oct. 19, 1969
92	Len Dawson at Denver (to Tommy Brooker)	Nov. 18, 1962
92	Len Dawson at Oakland (to Gloster Richardson)	Nov. 3, 1968
90	Len Dawson vs. Houston (to Frank Pitts)	Nov. 17, 1968
90	Steve DeBerg vs. San Diego (to J.J. Birden)	Nov. 18, 1990

*NFL RECORD

Most 20+ Yard Passes, Career

274	Trent Green	2001-06
253	Patrick Mahomes	2017-21
215	Alex Smith	2013-17
133	Elvis Grbac	1997-00
122	Matt Cassel	2009-12

Most 20+ Yard Passes, Season

75	Patrick Mahomes	2018
67	Patrick Mahomes	2020
59	Trent Green	2004
58	Patrick Mahomes	2021
55	Elvis Grbac	2000
54	Trent Green	2003

Most 20+ Yard Passes, Game

9	Matt Cassel at Denver	Nov. 14, 2010
9	Patrick Mahomes at L.A. Rams	Nov. 19, 2018
8	Patrick Mahomes at Oakland	Sept. 15, 2019
8	Patrick Mahomes at Miami	Dec. 13, 2020
7	Dave Krieg at L.A. Raiders	Dec. 6, 1992
7	Rich Gannon at San Diego	Nov. 22, 1998
7	Elvis Grbac at Oakland	Nov. 5, 2000
7	Trent Green at Arizona	Oct. 21, 2001
7	Trent Green vs. Indianapolis	Oct. 31, 2004
7	Alex Smith at New York Jets	Dec. 3, 2017
7	Patrick Mahomes at Cleveland	Nov. 4, 2018
7	Patrick Mahomes vs. Las Vegas	Oct. 11, 2020
7	Patrick Mahomes vs. Carolina	Nov. 8, 2020
7	Patrick Mahomes at Tampa Bay	Nov. 29, 2020
7	Patrick Mahomes at Los Angeles Chargers	Dec. 16, 2021
6	19 times; Last P. Mahomes at Las Vegas	Nov. 14, 2021

Most Seasons Leading League

3	Len Dawson	1962, '66, '69
---	------------	----------------

Highest Passing Average, Career (1,000 attempts)

8.10	Patrick Mahomes (2,345-18,991)	2017-21
7.73	Trent Green (2,777-21,459)	2001-06

7.71	Len Dawson (3,696-28,507)	1962-75
7.35	Steve DeBerg (1,616-11,873)	1988-91
7.23	Alex Smith (2,436-17,608)	2013-17
7.11	Bill Kenney (2,430-17,277)	1979-88

Highest Passing Average, Season (Qualifiers: 224 attempts/16 G; 238 attempts/17 G)

9.42	Len Dawson (224-2,109)	1968
8.90	Len Dawson (310-2,759)	1962
8.90	Len Dawson (284-2,527)	1966
8.79	Patrick Mahomes (580-5,097)	2018

Highest Passing Average, Game (20 attempts)

15.76	S. DeBerg at New England (21-331)	Dec. 2, 1990
14.35	A. Smith at Oakland (20-287)	Dec. 15, 2013
13.90	T. Green vs. Denver (21-292)	Dec. 16, 2001
12.82	L. Dawson vs. Denver (22-282)	Dec. 19, 1965

Most Seasons Leading League

*4	Len Dawson	1962, '63, '65, '66
----	------------	---------------------

*NFL RECORD

Most Touchdown Passes, Career

237	Len Dawson	1962-75
151	Patrick Mahomes	2017-21
118	Trent Green	2001-06
105	Bill Kenney	1979-88
102	Alex Smith	2013-17
67	Steve DeBerg	1988-91

Most Touchdown Passes, Season

50	Patrick Mahomes	2018
38	Patrick Mahomes	2020
37	Patrick Mahomes	2021
30	Len Dawson	1964
29	Len Dawson	1962

Most Touchdown Passes, Consecutive Seasons

76	Patrick Mahomes (50, 26)	2018-19
75	Patrick Mahomes (38, 37)	2020-21
64	Patrick Mahomes (26, 38)	2019-20
56	Len Dawson (26, 30)	1963-64
55	Len Dawson (29, 26)	1962-63

Most Touchdown Passes, Rookie, Season

6	Steve Fuller	1979
3	Todd Blackledge	1983
1	Hunter Enis	1960

Most Touchdown Passes, Game

6	Len Dawson vs. Denver	Nov. 1, 1964
6	Patrick Mahomes	2 times
	Last; at L.A. Rams	Nov. 19, 2018
5	Len Dawson	2 times
	Last; vs. Miami	Oct. 8, 1967
5	Elvis Grbac vs. San Diego	Sept. 17, 2000
5	Trent Green vs. Miami	Sept. 29, 2002
5	Alex Smith at Oakland	Dec. 15, 2013
5	Patrick Mahomes	3 times
	Last; at Las Vegas	Nov. 14, 2021
4	Len Dawson	6 times
	Last; at Baltimore	Sept. 28, 1970
4	Bill Kenney	4 times
	Last; at Chicago	Nov. 1, 1987
4	Trent Green at Cleveland	Dec. 3, 2006
4	Matt Cassel	2 times
	Last; at Indianapolis	Oct. 9, 2011
4	Alex Smith	2 times
	Last; at New York Jets	Dec. 3, 2017
4	Patrick Mahomes	8 times
	Last; vs. Carolina	Nov. 8, 2020

CHIEFS INDIVIDUAL RECORDS

Most Consecutive Games, Touchdown Passes

31	Patrick Mahomes	Oct. 6, 2019 - Oct. 17, 2021
15	Elvis Grbac	Nov. 28, 1999 - Nov. 12, 2000
14	Len Dawson	Oct. 3, 1965 - Oct. 8, 1966
14	Patrick Mahomes	Oct. 14, 2018 - Sept. 22, 2019
12	Len Dawson	Sept. 8, 1962 - Dec. 2, 1962
12	Trent Green	Nov. 28, 2001 - Oct. 20, 2002

Most Consecutive Passes, None Intercepted

312	Alex Smith	2015
297	Alex Smith	2016-17
233	Steve DeBerg	1990
219	Patrick Mahomes	2018-19
202	Rich Gannon	1997-98
187	Patrick Mahomes	2017-18

Most Passes Had Intercepted, Career

178	Len Dawson	1962-75
86	Bill Kenney	1979-88
85	Trent Green	2001-06
83	Mike Livingston	1968-79
50	Steve DeBerg	1988-91

Most Attempts, No Interceptions, Game (All 40+)

53	Matt Cassel at Denver	Nov. 14, 2010
50	Patrick Mahomes at Las Vegas	Nov. 14, 2021
49	Patrick Mahomes at Tampa Bay	Nov. 29, 2020
47	Trent Green at Denver	Dec. 7, 2003
47	Patrick Mahomes at L.A. Chargers	Sept. 20, 2020
47	Patrick Mahomes at New Orleans	Dec. 20, 2020
45	Patrick Mahomes at Denver	Oct. 1, 2018
45	Alex Smith at Cincinnati	Oct. 4, 2015
45	Bill Kenney at L.A. Raiders	Oct. 9, 1983
45	Steve DeBerg at Denver	Sept. 17, 1990
45	Trent Green at Green Bay	Oct. 12, 2003
45	Alex Smith at Denver	Nov. 17, 2013
45	Alex Smith at Pittsburgh	Dec. 21, 2014
45	Patrick Mahomes vs. Carolina	Nov. 8, 2020
44	Alex Smith at Denver	Nov. 27, 2016
44	Patrick Mahomes at Oakland	Sept. 15, 2019
44	Patrick Mahomes at Denver	Jan. 8, 2022
43	Bill Kenney at Houston	Oct. 23, 1983
43	Rich Gannon at Denver	Dec. 6, 1998
43	Trent Green at Denver	Dec. 15, 2002
43	Trent Green at San Diego	Oct. 30, 2005
43	Matt Cassel vs. Buffalo	Dec. 13, 2009
42	Trent Green vs. Cleveland	Nov. 9, 2003
42	Trent Green at Cincinnati	Nov. 16, 2003
42	Alex Smith at Denver	Sept. 14, 2014
42	Patrick Mahomes at Detroit	Sept. 29, 2019
42	Patrick Mahomes at Baltimore	Sept. 28, 2020
42	Patrick Mahomes vs. N.Y. Jets	Nov. 1, 2020
41	Todd Blackledge vs. Houston	Nov. 11, 1984
41	Steve Bono vs. San Diego	Oct. 9, 1995
41	Rich Gannon vs. Dallas	Dec. 13, 1998
41	Tyler Thigpen at San Diego	Nov. 9, 2008
40	Steve Bono vs. New England	Oct. 15, 1995
40	Elvis Grbac vs. San Diego	Oct. 16, 1997
40	Elvis Grbac vs. Oakland	Oct. 15, 2000
40	Patrick Mahomes at Seattle	Dec. 23, 2018
40	Patrick Mahomes vs. Denver	Dec. 6, 2020

Most Passes Had Intercepted, Season

24	Trent Green	2001
23	Cotton Davidson	1961
19	Len Dawson	1963
19	Bill Kenney	1983
17	Len Dawson	1962, '67
17	Trent Green	2004

Most Passes Had Intercepted, Rookie, Season

14	Steve Fuller	1979
2	Hunter Enis	1960
2	Brodie Croyle	2006
1	Tyler Thigpen	2007
1	Patrick Mahomes	2017
0	Todd Blackledge	1983

Most Interceptions, Game

6	Todd Blackledge vs. L.A. Rams	Oct. 20, 1985
5	Cotton Davidson at Houston	Oct. 16, 1960
5	Len Dawson vs. Oakland	Nov. 23, 1969
5	Mike Livingston vs. Pittsburgh	Oct. 13, 1974
5	Bill Kenney vs. San Diego	Sept. 20, 1981
5	Steve DeBerg at San Diego	Sept. 24, 1989

Lowest Percentage, Passes Had Intercepted, Career (1,000 att)

1.35	Alex Smith (2,436-33)	2013-17
1.58	Patrick Mahomes (2,345-37)	2017-21
2.96	Matt Cassel (1,489-44)	2009-12
3.04	Elvis Grbac (1,548-47)	1997-00
3.09	Steve DeBerg (1,616-50)	1988-91
3.54	Bill Kenney (2,430-85)	1979-88

Lowest Percentage, Passes Had Intercepted, Season (300 att)

0.90	Steve DeBerg (444-4)	1990
0.99	Alex Smith (505-5)	2017
1.02	Patrick Mahomes (588-6)	2020
1.03	Patrick Mahomes (484-5)	2019
1.29	Alex Smith (464-6)	2014
1.38	Alex Smith (508-7)	2013
1.49	Alex Smith (470-7)	2015
1.56	Matt Cassel (450-7)	2010
1.64	Alex Smith (489-8)	2016
1.69	Rich Gannon (354-6)	1998
1.83	Joe Montana (493-9)	1994

Times Sacked (All 100+)

195.0	Bill Kenney	1979-88
192.0	Alex Smith	2013-17
173.0	Trent Green	2001-06
133.0	Mike Livingston	1968-79
120.0	Steve Fuller	1979-82
109.0	Matt Cassel	2009-12

Times Sacked, Season

49.0	Steve Fuller	1980
48.0	Dave Krieg	1992
45.0	Alex Smith	2014
45.0	Alex Smith	2015
42.0	Matt Cassel	2009
41.0	Bill Kenney	1983
39.0	Trent Green	2001
39.0	Alex Smith	2013

Times Sacked, Game

10.0	Steve Fuller vs. Baltimore	Nov. 2, 1980
8.0	Steve Fuller at Pittsburgh	Dec. 5, 1982

Most Seasons Leading League

1	MacArthur Lane (66 recs.)	1976
1	Tony Gonzalez (102 recs.)	2004

Most Pass Receptions, Career (All 400+)

916	Tony Gonzalez	1997-08
704	Travis Kelce	2013-21
532	Dwayne Bowe	2007-14
479	Tyreek Hill	2016-21
416	Henry Marshall	1976-87
410	Otis Taylor	1965-75

Most Seasons, 50 or More Pass Receptions

11	Tony Gonzalez	1998-08
8	Travis Kelce	2014-21
6	Dwayne Bowe	2007-08, 2010-13
6	Tyreek Hill	2016-21
5	Kimble Anders	1994-98
5	Eddie Kennison	2002-06
4	Chris Burford	1961, '63-64, '66
4	Otis Taylor	1966-67, '71-72
3	Carlos Carson	1983-84, '87
3	Stephone Paige	1986, '88, '89
3	Derrick Alexander	1998-00
3	Priest Holmes	2001-03

Most Pass Receptions, Season (All 80+)

111	Tyreek Hill	2021
105	Travis Kelce	2020
103	Travis Kelce	2018
102	Tony Gonzalez	2004
99	Tony Gonzalez	2007
97	Travis Kelce	2019
96	Tony Gonzalez	2008

CHIEFS INDIVIDUAL RECORDS

93	Tony Gonzalez	2000
92	Travis Kelce	2021
87	Jeremy Maclin	2015
87	Tyreek Hill	2018
87	Tyreek Hill	2020
86	Dwayne Bowe	2008
85	Travis Kelce	2016
81	Dwayne Bowe	2011
80	Carlos Carson	1983

Most Pass Receptions, Consecutive Seasons

202	Travis Kelce (97, 105)	2019-20
200	Travis Kelce (103, 97)	2018-19
198	Tyreek Hill (87, 111)	2020-21
197	Travis Kelce (105, 92)	2020-21
195	Tony Gonzalez (99, 96)	2007-08

Most Pass Receptions, Game (All 10+)

14	Tony Gonzalez at San Diego	Jan. 2, 2005
13	Dwayne Bowe at Denver	Nov. 14, 2010
13	Dwayne Bowe at Seattle	Nov. 28, 2010
13	Tyreek Hill at Tampa Bay	Nov. 29, 2020
12	Ed Podolak vs. Denver	Oct. 7, 1973
12	Travis Kelce at Oakland	Dec. 2, 2018
12	Tyreek Hill vs. New York Giants	Nov. 1, 2021
12	Tyreek Hill at Los Angeles Chargers	Dec. 16, 2021
11	Chris Burford at Buffalo	Sept. 22, 1963
11	Emile Harry at Cleveland	Nov. 24, 1991
11	Kimble Anders vs. N.Y. Giants	Sept. 10, 1995
11	Tony Gonzalez at New England	Dec. 4, 2000
11	Dante Hall at Denver	Dec. 7, 2003
11	Tony Gonzalez vs. Oakland	Dec. 25, 2004
11	Jeremy Maclin at Cincinnati	Oct. 4, 2015
11	Travis Kelce vs. Denver	Dec. 25, 2016
11	Tyreek Hill at Tennessee	Nov. 10, 2019
11	Travis Kelce vs. Denver	Dec. 15, 2019
11	Tyreek Hill at Las Vegas	Nov. 22, 2020
11	Tyreek Hill vs. Cleveland	Sept. 12, 2021
11	Tyreek Hill at Philadelphia	Oct. 3, 2021
10	Chris Burford at Boston	Oct. 12, 1962
10	Chris Buford vs. Buffalo	Oct. 13, 1963
10	Frank Jackson at N.Y. Jets	Nov. 29, 1964
10	Chris Burford at Boston	Sept. 25, 1966
10	Otis Taylor vs. Cincinnati	Oct. 15, 1972
10	Ed Podolak at Houston	Sept. 29, 1974
10	Stephone Paige at Denver	Sept. 17, 1990
10	J.J. Birden at Miami	Dec. 12, 1994
10	Kimble Anders vs. Denver	Nov. 16, 1998
10	Tony Gonzalez at Denver	Sept. 24, 2000
10	Tony Gonzalez vs. Carolina	Dec. 10, 2000
10	Tony Gonzalez vs. Cincinnati	Sept. 10, 2006
10	Tony Gonzalez vs. Green Bay	Nov. 4, 2007
10	Tony Gonzalez vs. San Diego	Dec. 2, 2007
10	Tony Gonzalez at Detroit	Dec. 23, 2007
10	Tony Gonzalez at San Diego	Nov. 9, 2008
10	Tony Gonzalez vs. Buffalo	Nov. 23, 2008
10	Dwayne Bowe at Cincinnati	Dec. 28, 2008
10	Tyreek Hill at Carolina	Nov. 13, 2016
10	Albert Wilson at Denver	Dec. 31, 2017
10	Tyreek Hill at Los Angeles Rams	Nov. 19, 2018
10	Travis Kelce at Los Angeles Rams	Nov. 19, 2018
10	Travis Kelce vs. Carolina	Nov. 8, 2020
10	Travis Kelce at Los Angeles Chargers	Dec. 16, 2021

Most Pass Receptions, Half

11	T. Gonzalez (2nd) at San Diego	Jan. 2, 2005
10	E. Harry (2nd) at Cleveland	Nov. 24, 1991
9	C. Burford (2nd) vs. Buffalo	Oct. 13, 1963
9	K. Anders (2nd) vs. N.Y. Giants	Sept. 10, 1995
9	T. Gonzalez (1st) vs. Oakland	Dec. 25, 2004

Most Consecutive Games, Pass Receptions

131	Tony Gonzalez	Dec. 4, 2000 - Dec. 28, 2008
126	Travis Kelce	Sept. 7, 2014 - Dec. 5, 2021
83	Stephone Paige	Nov. 17, 1985 - Sept. 29, 1991
55	Eddie Kennison	Dec. 9, 2001 - Oct. 2, 2005
48	Priest Holmes	Sept. 9, 2001 - Sept. 19, 2004

Most Receptions, Running Back, Career

369	Kimble Anders	1991-00
288	Ed Podolak	1969-77
285	Jamaal Charles	2008-16
251	Priest Holmes	2001-07
197	Abner Haynes	1960-64

Most Receptions, Running Back, Season

74	Priest Holmes	2003
70	Priest Holmes	2002
70	Jamaal Charles	2013
67	Kimble Anders	1994
66	MacArthur Lane	1976

Most Receptions, Tight End, Career

916	Tony Gonzalez	1997-08
704	Travis Kelce	2013-21
198	Fred Arbanas	1962-70
163	Walter White	1975-79
135	Jonathan Hayes	1985-93
111	Keith Cash	1992-96

Most Pass Receptions, Tight End, Season

105	Travis Kelce	2020
103	Travis Kelce	2018
102	Tony Gonzalez	2004
99	Tony Gonzalez	2007
97	Travis Kelce	2019

Most Pass Receptions, Rookie, Season

70	Dwayne Bowe	2007
61	Tyreek Hill	2016
55	Abner Haynes (RB)	1960
53	Kareem Hunt (RB)	2017
48	Sylvester Morris	2000

Most Receiving Yards, Career (All 6,000+)

10,940	Tony Gonzalez	1997-08
9,006	Travis Kelce	2013-21
7,306	Otis Taylor	1965-75
7,155	Dwayne Bowe	2007-14
6,630	Tyreek Hill	2016-21
6,545	Henry Marshall	1976-87
6,360	Carlos Carson	1980-89
6,341	Stephone Paige	1983-91

Most Seasons, 1,000 or More Receiving Yards

6	Travis Kelce	2016-21
4	Tony Gonzalez	2000, 2004, 2007-08
4	Tyreek Hill	2017-18, 2020-21
3	Carlos Carson	1983-84, '87
3	Dwayne Bowe	2008, 2010-11
2	Otis Taylor	1966, '71
2	Eddie Kennison	2004-05
1	Stephone Paige	1990
1	Andre Rison	1997
1	Derrick Alexander	2000
1	Jeremy Maclin	2015

Most Receiving Yards, Season (All 1,000+)

1,479	Tyreek Hill	2018
1,416	Travis Kelce	2020
1,391	Derrick Alexander	2000
1,351	Carlos Carson	1983
1,336	Travis Kelce	2018
1,297	Otis Taylor	1966
1,276	Tyreek Hill	2020
1,258	Tony Gonzalez	2004
1,239	Tyreek Hill	2021
1,229	Travis Kelce	2019
1,203	Tony Gonzalez	2000
1,183	Tyreek Hill	2017
1,172	Tony Gonzalez	2007
1,162	Dwayne Bowe	2010
1,159	Dwayne Bowe	2011
1,125	Travis Kelce	2016
1,125	Travis Kelce	2021
1,110	Otis Taylor	1971
1,102	Eddie Kennison	2005
1,092	Andre Rison	1997
1,086	Eddie Kennison	2004
1,078	Carlos Carson	1984
1,058	Tony Gonzalez	2008
1,044	Carlos Carson	1987
1,038	Travis Kelce	2017
1,034	Jeremy Maclin	2015
1,022	Dwayne Bowe	2008
1,021	Stephone Paige	1990

CHIEFS INDIVIDUAL RECORDS

Most Receiving Yards, Consecutive Seasons

2,662	Tyreek Hill (1,183, 1,479)	2017-18
2,645	Travis Kelce (1,229, 1,416)	2019-20
2,565	Travis Kelce (1,336, 1,229)	2018-19
2,541	Travis Kelce (1,416, 1,125)	2020-21
2,515	Tyreek Hill (1,276, 1,239)	2020-21
2,429	Carlos Carson (1,351, 1,078)	1983-84

Most Receiving Yards, Game

309	Stephone Paige vs. San Diego (8 Receptions)	Dec. 22, 1985
269	Tyreek Hill at Tampa Bay (13 Receptions)	Nov. 29, 2020
215	Tyreek Hill at L.A. Rams (10 Receptions)	Nov. 19, 2018
213	Curtis McClinton vs. Denver (5 Receptions)	Dec. 19, 1965
210	Larry Brunson vs. San Diego (9 Receptions)	Nov. 10, 1974
206	Stephone Paige at Denver (10 Receptions)	Sept. 17, 1990
198	Sammy Watkins at Jacksonville (9 Receptions)	Sept. 8, 2019
197	Carlos Carson at San Diego (9 Receptions)	Oct. 25, 1987
197	Tyreek Hill vs. Cleveland (11 Receptions)	Sept. 12, 2021

Most Games, 100 or More Receiving Yards, Career

29	Travis Kelce	2013-21
26	Tony Gonzalez	1997-08
20	Otis Taylor	1965-75
18	Carlos Carson	1980-88
18	Tyreek Hill	2016-21
17	Eddie Kennison	2001-07
15	Dwayne Bowe	2007-14

Most Games, 100 or More Receiving Yards, Season

6	Otis Taylor	1966
6	Carlos Carson	1983
6	Derrick Alexander	2000
6	Tony Gonzalez	2000
6	Tony Gonzalez	2004
6	Travis Kelce	2016
6	Tyreek Hill	2018
6	Travis Kelce	2020
5	Eddie Kennison	2004
5	Eddie Kennison	2005
5	Tony Gonzalez	2007
5	Dwayne Bowe	2010
5	Travis Kelce	2018

Most Consecutive Games, 100 or More Receiving Yards, Season

4	Tony Gonzalez	2000
4	Travis Kelce	2016
3	Frank Jackson	1964
3	Otis Taylor	1966
3	Willie Davis	1992
3	Dwayne Bowe	2010
3	Travis Kelce	2020
3	Tyreek Hill	2020

Longest Pass Receptions (All TDs)

*99	Marc Boerigter vs. San Diego (from Trent Green)	Dec. 22, 2002
92	Tommy Brooker at Denver (from Len Dawson)	Nov. 18, 1962
92	Gloster Richardson at Oakland (from Len Dawson)	Nov. 3, 1968
90	Frank Pitts vs. Boston (from Len Dawson)	Nov. 17, 1968
90	J.J. Birden vs. San Diego (from Steve DeBerg)	Nov. 18, 1990
89	Otis Taylor vs. Miami (from Len Dawson)	Nov. 13, 1966
89	Demarcus Robinson vs. Oakland (from Patrick Mahomes)	Dec. 30, 2018
86	Stephone Paige vs. New England (from Steve DeBerg)	Dec. 2, 1990
86	Derrick Alexander at Chicago (from Elvis Grbac)	Sept. 12, 1999

*NFL RECORD

Most Receiving Yards, Running Back, Career

2,829	Kimble Anders	1991-00
2,739	Abner Haynes	1960-65
2,457	Jamaal Charles	2008-16
2,456	Ed Podolak	1969-77
2,377	Priest Holmes	2001-07

Most Receiving Yards, Running Back, Season

693	Jamaal Charles	2013
690	Priest Holmes	2003
672	Priest Holmes	2002
614	Priest Holmes	2001
590	Curtis McClinton	1965

Most Receiving Yards, Running Back, Game

213	Curtis McClinton vs. Denver	Dec. 19, 1965
195	Jamaal Charles at Oakland	Dec. 15, 2013
149	Abner Haynes vs. San Diego	Oct. 20, 1963
130	Johnny Robinson vs. Buffalo	Dec. 18, 1960
129	Spencer Ware vs. San Diego	Sept. 11, 2016
127	Abner Haynes at N.Y. Titans	Dec. 3, 1961

Most Games, 100 or More Receiving Yards, RB, Career

5	Abner Haynes	1960-65
5	Priest Holmes	2001-07
3	Johnny Robinson	1960-71
3	Paul Palmer	1987-88
2	Curtis McClinton	1962-69
2	Larry Johnson	2003-09
2	Jamaal Charles	2008-16

Most Games, 100 or More Receiving Yards, RB, Season

3	Paul Palmer	1988
2	Johnny Robinson	1960
2	Abner Haynes	1964
2	Priest Holmes	2001

Most Receiving Yards, Tight End, Career (All 1,000+)

10,940	Tony Gonzalez	1997-08
9,006	Travis Kelce	2013-21
3,101	Fred Arbanas	1962-70
2,396	Walter White	1975-79
1,541	Jonathan Hayes	1985-93
1,046	Keith Cash	1992-96
1,009	Tony Moeaki	2010-12

Most Receiving Yards, Tight End, Season

1,416	Travis Kelce	2020
1,336	Travis Kelce	2018
1,258	Tony Gonzalez	2004
1,229	Travis Kelce	2019
1,203	Tony Gonzalez	2000
1,172	Tony Gonzalez	2007

Most Receiving Yards, Tight End, Game

191	Travis Kelce at Los Angeles Chargers	Dec. 16, 2021
168	Travis Kelce at Oakland	Dec. 2, 2018
160	Travis Kelce vs. Denver	Dec. 25, 2016
159	Travis Kelce vs. Carolina	Nov. 8, 2020
147	Tony Gonzalez at New England	Dec. 4, 2000
144	Tony Gonzalez at San Diego	Jan. 2, 2005

Most Receiving Yards, Rookie, Season

995	Dwayne Bowe	2007
789	Chris Burford	1960
678	Sylvester Morris	2000
611	Johnny Robinson (RB)	1960
593	Tyreek Hill	2016
576	Abner Haynes (RB)	1960

Highest Receiving Average, Career (200 receptions)

18.12	Carlos Carson (351-6,360)	1980-89
17.82	Otis Taylor (410-7,306)	1965-75
17.30	Derrick Alexander (213-3,685)	1998-01
16.82	Stephone Paige (377-6,341)	1983-91
16.29	Eddie Kennison (321-5,230)	2001-07

Highest Receiving Average, Season (24 receptions)

22.36	Otis Taylor (58-1,297)	1966
21.93	Stephone Paige (43-943)	1985
21.83	Frank Pitts (30-655)	1968

Highest Receiving Average, Game (3 receptions)

42.00	C. McClinton vs. Denver (5-213)	Dec. 19, 1965
40.00	J. Robinson vs. N.Y. Titans (3-120)	Oct. 2, 1960
39.67	Otis Taylor at Denver (3-119)	Dec. 14, 1968

Most Receiving Touchdowns, Career

76	Tony Gonzalez	1997-08
57	Otis Taylor	1965-75
57	Travis Kelce	2013-21
56	Tyreek Hill	2016-21
55	Chris Burford	1960-67
49	Stephone Paige	1983-91
44	Dwayne Bowe	2007-14

Most Receiving Touchdowns, Season

15	Dwayne Bowe	2010
15	Tyreek Hill	2020
12	Chris Burford	1962
12	Tyreek Hill	2018
11	Otis Taylor	1967
11	Stephone Paige	1986
11	Tony Gonzalez	1999
11	Travis Kelce	2020
10	Stephone Paige	1985
10	Derrick Alexander	2000

CHIEFS INDIVIDUAL RECORDS

10	Tony Gonzalez	2003
10	Tony Gonzalez	2008
10	Travis Kelce	2018

Most Receiving Touchdowns, Consecutive Seasons

24	Tyreek Hill (15, 9)	2020-21
22	Tyreek Hill (7, 15)	2019-20
21	Chris Burford (12, 9)	1962-63
21	Stephone Paige (10, 11)	1985-86
20	Tony Gonzalez (11, 9)	1999-00
20	Dwayne Bowe (15, 5)	2010-11
20	Travis Kelce (11, 9)	2020-21

Most Receiving Touchdowns, Rookie, Season

6	Fred Arbanas	1962
6	Stephone Paige	1983
6	Tyreek Hill	2016
6	Mecole Hardman	2019
5	Chris Burford	1960
5	Otis Taylor	1965
5	Bill Jones	1990
5	Tim Barnett	1991
5	Dwayne Bowe	2007

Most Receiving Touchdowns, Game

4	Frank Jackson at San Diego	Dec. 13, 1964
4	Jamaal Charles at Oakland	Dec. 15, 2013
3	Chris Burford at Oakland	Sept. 23, 1962
3	Chris Burford at Boston	Sept. 25, 1966
3	Otis Taylor at Denver	Dec. 17, 1967
3	Otis Taylor at N.Y. Jets	Nov. 16, 1969
3	Sylvester Morris vs. San Diego	Sept. 17, 2000
3	Tony Gonzalez vs. Miami	Sept. 29, 2002
3	Dwayne Bowe at Seattle	Nov. 28, 2010
3	Tyreek Hill at New England	Oct. 14, 2018
3	Sammy Watkins at Jacksonville	Sept. 8, 2019
3	Tyreek Hill at Tampa Bay	Nov. 29, 2020
3	Tyreek Hill at Philadelphia	Oct. 3, 2021

Most Consecutive Games, Touchdown Receptions

7	Dwayne Bowe	Oct. 17, 2010 - Nov. 28, 2010
6	Travis Kelce	Dec. 6, 2020 - Sept. 19, 2021
5	Chris Burford	Sept. 8, 1962 - Oct. 12, 1962
5	Otis Taylor	Oct. 23, 1966 - Nov. 20, 1966
5	Tyreek Hill	Oct. 25, 2020 - Nov. 29, 2020
4	Curtis McClinton	Sept. 11, 1966 - Oct. 2, 1966
4	Willie Frazier	Sept. 17, 1972 - Oct. 8, 1972
4	Otis Taylor	Sept. 25, 1972 - Oct. 15, 1972
4	Tony Gonzalez	Sept. 24, 2000 - Oct. 22, 2000
4	Tony Gonzalez	Dec. 7, 2008 - Dec. 28, 2008
4	Tyreek Hill	Sept. 10, 2020 - Oct. 5, 2020

Highest TD Catch Percentage, Season (20 recs.)

40.0	Marc Boerigter (20 recs., 8 TDs)	2002
33.3	Chris Burford (45 recs., 12 TDs)	1962
27.3	Gloster Richardson (22 recs., 6 TDs)	1968
25.0	Fred Arbanas (20 recs., 5 TDs)	1967
23.5	Fred Arbanas (34 recs., 8 TDs)	1964
23.1	Mecole Hardman (25 recs., 6 TDs)	2019

Most 20+ Yard Receptions, Career

130	Tony Gonzalez	1997-08
125	Travis Kelce	2013-21
101	Dwayne Bowe	2007-14
99	Tyreek Hill	2016-21
81	Eddie Kennison	2001-07
64	Derrick Alexander	1998-01
53	Willie Davis	1991-95

Most 20+ Yard Receptions, Season

27	Tyreek Hill	2018
24	Derrick Alexander	2000
23	Travis Kelce	2020
20	Derrick Alexander	1998
19	Tony Gonzalez	2004
19	Dwayne Bowe	2010
19	Dwayne Bowe	2011
19	Travis Kelce	2017
19	Tyreek Hill	2020
18	Eddie Kennison	2004

18	Travis Kelce	2018
----	--------------	------

Most 20+ Yard Receptions, Game

6	Tyreek Hill at Tampa Bay	Nov. 29, 2020
5	Derrick Alexander at San Diego	Nov. 22, 1998
5	Tyreek Hill at Los Angeles Chargers	Sept. 9, 2018
5	Tyreek Hill at Los Angeles Rams	Nov. 19, 2018
4	Derrick Alexander vs. St. Louis	Oct. 22, 2000
4	Eddie Kennison vs. Jacksonville	Dec. 31, 2006
4	Dwayne Bowe at Denver	Nov. 14, 2010
4	Travis Kelce at Oakland	Dec. 2, 2018
4	Sammy Watkins at Jacksonville	Sept. 8, 2019
4	Demarcus Robinson at Oakland	Sept. 15, 2019
4	Tyreek Hill vs. Cleveland	Sept. 12, 2021
3	47 times; Last, Tyreek Hill and Travis Kelce at LA Chargers	Dec. 16, 2021

Most Attempts From Scrimmage, Career

1,617	Jamaal Charles (1,332 rush, 285 rec.)	2008-16
1,572	Priest Holmes (1,321 rush, 251 rec.)	2001-07
1,526	Larry Johnson (1,375 rush, 151 rec.)	2003-09
1,445	Ed Podolak (1,157 rush, 288 rec.)	1969-77
1,288	Christian Okoye (1,246 rush, 42 rec.)	1987-92
1,073	Marcus Allen (932 rush, 141 rec.)	1993-97

Most Attempts From Scrimmage, Season

457	Larry Johnson (416 rush, 41 rec.)	2006
394	Priest Holmes (320 rush, 74 rec.)	2003
389	Priest Holmes (327 rush, 62 rec.)	2001
383	Priest Holmes (313 rush, 70 rec.)	2002
372	Christian Okoye (370 rush, 2 rec.)	1989

Most Attempts From Scrimmage, Game

41	L. Johnson vs. Seattle (39 rush, 2 rec.)	Oct. 29, 2006
39	J. Charles at New Orleans (33 rush, 6 rec.)	Sept. 23, 2012
38	C. Okoye at Green Bay (38 rush, 0 rec.)	Dec. 10, 1989
38	L. Johnson vs. JAX (33 rush, 5 rec.)	Dec. 31, 2006
37	C. Okoye vs. Seattle (37 rush, 0 rec.)	Nov. 5, 1989
37	L. Johnson at Houston (36 rush, 1 rec.)	Nov. 20, 2005

Most Yards From Scrimmage, Career

10,954	Tony Gonzalez (14 rush, 10,940 rec.)	1997-08
9,717	Jamaal Charles (7,260 rush, 2,457 rec.)	2008-16
9,012	Travis Kelce (6 rush, 9,006 rec.)	2013-21
8,447	Priest Holmes (6,070 rush, 2,377 rec.)	2001-07
7,467	Otis Taylor (161 rush, 7,306 rec.)	1965-75
7,384	Larry Johnson (6,015 rush, 1,369 rec.)	2003-09

Most Yards From Scrimmage, Season

2,287	Priest Holmes (1,615 rush, 672 rec.)	2002
2,199	Larry Johnson (1,789 rush, 410 rec.)	2006
2,169	Priest Holmes (1,555 rush, 614 rec.)	2001
2,110	Priest Holmes (1,420 rush, 690 rec.)	2003
2,093	Larry Johnson (1,750 rush, 343 rec.)	2005

Most Yards From Scrimmage, Game

309	Stephone Paige vs. San Diego (0 rush, 309 rec.)	Dec. 22, 1985
307	Priest Holmes at Seattle (197 rush, 110 rec.)	Nov. 24, 2002
288	Jamaal Charles at New Orleans (233 rush, 55 rec.)	Sept. 23, 2012
277	Priest Holmes at Oakland (168 rush, 109 rec.)	Dec. 9, 2001
269	Tyreek Hill at Tampa Bay (0 rush, 269 rec.)	Nov. 29, 2020
262	Jamaal Charles at Denver (259 rush, 3 rec.)	Jan. 3, 2009

Yards Per Touch Average, RB, Career (350 touches)

6.60	Abner Haynes (993-6,553)	1960-64
6.57	Jamaal Charles (1,668-10,963)	2008-16
5.89	Kimble Anders (864-5,890)	1991-00
5.53	Curtis McClinton (916-5,069)	1962-69
5.48	Tony Reed (651-3,566)	1977-80

Yards Per Touch Average, RB, Season (200 touches)

7.0	Jamaal Charles (275-1,935)	2010
6.9	Abner Haynes (211-1,451)	1960
6.6	Abner Haynes (213-1,399)	1961
6.2	Abner Haynes (260-1,622)	1962
6.2	Jamaal Charles (230-1,417)	2009

Most Combined Attempts, Career (All 1,000+)

1,668	Jamaal Charles	2008-16
1,572	Priest Holmes	2001-07
1,569	Ed Podolak	1969-77
1,526	Larry Johnson	2003-09
1,289	Christian Okoye	1987-92
1,114	Abner Haynes	1960-65

Most Combined Attempts, Season (All 300+)

CHIEFS INDIVIDUAL RECORDS

457	Larry Johnson	2006
394	Priest Holmes	2003
389	Priest Holmes	2001
383	Priest Holmes	2002
372	Christian Okoye	1989
329	Jamaal Charles	2013
325	Kareem Hunt	2017
320	Jamaal Charles	2012

Most Combined Attempts, Game

41	Larry Johnson vs. Seattle	Oct. 29, 2006
39	Jamaal Charles at New Orleans	Sept. 23, 2012
38	Christian Okoye at Green Bay	Dec. 10, 1989
38	Larry Johnson vs. Jacksonville	Dec. 31, 2006
37	Christian Okoye vs. Seattle	Nov. 5, 1989
37	L. Johnson at Houston	Nov. 20, 2005
36	Abner Haynes at Denver	Oct. 30, 1960
36	Derrick Blaylock at New Orleans	Nov. 14, 2004
36	L. Johnson vs. New England	Nov. 27, 2005
36	L. Johnson vs. San Diego	Dec. 24, 2005

Most Combined Yards, Career (All 7,500+)

12,356	Dante Hall	2000-06
10,963	Tony Gonzalez	1997-08
10,963	Jamaal Charles	2008-16
9,012	Travis Kelce	2013-21
8,447	Abner Haynes	1960-65
8,447	Priest Holmes	2001-07
8,343	Ed Podolak	1969-77
7,677	Carlos Carson	1980-89

Most Combined Yards, Season

2,446	Dante Hall	2003
2,342	Jamaal Charles	2009
2,287	Priest Holmes	2002
2,236	Dante Hall	2004
2,283	Dante Hall	2005

Most Combined Yards, Game

309	Stephone Paige vs. San Diego	Dec. 22, 1985
307	Priest Holmes at Seattle	Nov. 24, 2002
296	Dante Hall at Denver	Dec. 7, 2003
290	Noland Smith at San Diego	Oct. 15, 1967
288	Jamaal Charles at New Orleans	Sept. 23, 2012

Most Seasons Leading League

*4	Jerrel Wilson	1965, '68, '72-73
1	Bob Grupp	1979
1	Jim Arnold	1984

*NFL RECORD

Most Punts, Career

1,124	Dustin Colquitt	2005-19
1,018	Jerrel Wilson	1963-77
421	Louie Aguiar	1994-98
284	Jim Arnold	1983-85
272	Bryan Barker	1990-93

Most Punts, Season

101	Daniel Pope	1999
99	Lewis Colbert	1986
98	Jim Arnold	1984
96	Dustin Colquitt	2009
95	Dustin Colquitt	2007

Most Punts, Game

11	Bob Grupp vs. Baltimore	Sept. 2, 1979
11	Jim Arnold at San Francisco	Nov. 17, 1985
11	Kelly Goodburn vs. Cleveland	Nov. 19, 1989
11	Louie Aguiar vs. San Diego	Nov. 13, 1994
11	Dustin Colquitt at Chicago	Dec. 4, 2011
10	Jerrel Wilson at N.Y. Jets	Sept. 18, 1965
10	Jerrel Wilson vs. Denver	Oct. 6, 1974
10	Kelly Goodburn at N.Y. Jets	Oct. 2, 1988
10	Todd Sauerbrun at San Diego	Nov. 26, 2000
10	Dustin Colquitt at N.Y. Jets	Dec. 30, 2007
10	Dustin Colquitt at Jacksonville	Sept. 8, 2013

Longest Punt (All 70+)

81	Dustin Colquitt vs. San Diego	Dec. 2, 2007
77	Dustin Colquitt at Denver	Dec. 31, 2017
76	Dan Stryzinski vs. Oakland	Sept. 9, 2001
74	Bob Grupp vs. San Diego	Nov. 4, 1979
73	Dustin Colquitt vs. Oakland	Sept. 14, 2008
72	Jerrel Wilson at San Diego	Sept. 29, 1963
72	Dustin Colquitt at Oakland	Dec. 23, 2006
72	Dustin Colquitt at St. Louis	Dec. 19, 2010

71	Dustin Colquitt at Oakland	Dec. 16, 2012
70	Jerrel Wilson at Denver	Oct. 11, 1964
70	Jerrel Wilson vs. Buffalo	Oct. 18, 1964
70	Jerrel Wilson vs. Houston	Nov. 28, 1968
70	Dustin Colquitt at Jacksonville	Nov. 8, 2009

Most Punting Yards, Career

50,393	Dustin Colquitt	2005-19
44,218	Jerrel Wilson	1963-77
17,930	Louie Aguiar	1994-98
11,934	Jim Arnold	1983-85
11,267	Bryan Barker	1990-93

Most Punting Yards, Season

4,397	Jim Arnold	1984
4,361	Dustin Colquitt	2009
4,322	Dustin Colquitt	2007
4,218	Daniel Pope	1999
4,084	Dustin Colquitt	2011

Highest Punting Average, Career (200 punts)

44.83	Dustin Colquitt (1,124-50,393)	2005-19
43.44	Jerrel Wilson (1,018-44,218)	1963-77
42.59	Louie Aguiar (421-17,930)	1994-98
42.02	Jim Arnold (284-11,934)	1983-85

Highest Punting Average, Season (50 punts)

46.83	Dustin Colquitt (83-3,887)	2012
46.03	Dustin Colquitt (87-4,005)	2013
45.89	Dustin Colquitt (89-4,084)	2011
45.70	Dustin Colquitt (65-2,971)	2015
45.53	Jerrel Wilson (80-3,642)	1973
45.49	Dustin Colquitt (95-4,322)	2007

Highest Punting Average, Game (4 punts)

60.75	Tommy Townsend vs. New England (4-243)	Oct. 5, 2020
57.20	Dustin Colquitt vs. San Diego (5-286)	Oct. 31, 2011
56.83	Tommy Townsend vs. Green Bay (6-341)	Nov. 7, 2021
56.40	Jerrel Wilson vs. Boston (5-282)	Oct. 11, 1970
55.60	Louie Aguiar at Arizona (5-278)	Oct. 1, 1995
54.75	Jerrel Wilson vs. Boston (4-219)	Oct. 3, 1965

Highest Net Punting Average, Career (200 Punts)

39.74	Dustin Colquitt	2005-19
35.48	Louie Aguiar	1994-98
35.42	Jerrel Wilson	1963-77
35.13	Bob Grupp	1979-81
34.82	Bryan Barker	1990-93

Highest Net Punting Average, Season (50 Punts)

41.11	Dustin Colquitt	2017
40.84	Dustin Colquitt	2015
40.78	Dustin Colquitt	2009
40.78	Dustin Colquitt	2012
40.66	Dustin Colquitt	2016

Highest Net Punting Average, Game (4 Punts)

54.33	Tommy Townsend vs. Green Bay	Nov. 7, 2021
52.50	Dustin Colquitt vs. Denver	Sept. 15, 2015
52.20	Dustin Colquitt at L.A. Chargers	Sept. 9, 2018
52.00	Dustin Colquitt at Indianapolis	Oct. 10, 2010
51.86	Dustin Colquitt at Oakland	Dec. 16, 2012

Most Consecutive Punts, None Blocked

458	Dustin Colquitt	2013-19
377	Louie Aguiar	1994-98
256	Jerrel Wilson	1968-71
233	Jim Arnold	1983-85

Punts Had Blocked, Career

12	Jerrel Wilson	1963-77
5	Dustin Colquitt	2005-19
2	Bob Grupp	1979-81
2	Jim Arnold	1983-85
2	Bryan Barker	1990-93
2	Daniel Pope	1999

Punts Had Blocked, Season

2	Jerrel Wilson	1974
2	Jim Arnold	1985
2	Daniel Pope	1999

Punts Had Blocked, Game

2	Jim Arnold vs. Denver	Oct. 27, 1985
---	-----------------------	---------------

Most Punts Inside the 20, Career

462	Dustin Colquitt	2005-19
117	Louie Aguiar	1994-98
62	Bryan Barker	1990-93
58	Jim Arnold	1983-85

CHIEFS INDIVIDUAL RECORDS

54	Kelly Goodburn	1987-90
Most Punts Inside the 20, Season		
45	Dustin Colquitt	2012
41	Dustin Colquitt	2009
38	Dustin Colquitt	2016
37	Dustin Colquitt	2015
35	Dustin Colquitt	2013

Most Punt Returns, Career

220	J.T. Smith	1979-84
188	Dante Hall	2000-06
181	Tamarick Vanover	1995-99
105	Javier Arenas	2010-12
86	Ed Podolak	1969-77
86	Tyreek Hill	2016-21

Most Punt Returns, Season

58	J.T. Smith	1979
58	Dexter McCluster	2013
51	Tamarick Vanover	1995
51	Tamarick Vanover	1999
50	J.T. Smith	1981

Most Punt Returns, Game

8	Ed Podolak vs. San Diego	Nov. 10, 1974
8	De'Anthony Thomas vs. Oakland	Dec. 14, 2014
7	J.T. Smith vs. Baltimore	Sept. 2, 1979
7	J.T. Smith vs. N.Y. Giants	Oct. 21, 1979
7	Tamarick Vanover vs. Detroit	Sept. 26, 1999
7	Tamarick Vanover at Denver	Dec. 5, 1999
7	Eddie Drummond at Oakland	Oct. 21, 2007
7	Dexter McCluster at Jacksonville	Sept. 8, 2013
7	Dexter McCluster at Washington	Dec. 8, 2013

Most Seasons Leading League

2	J.T. Smith	1979-80
---	------------	---------

Most Punt Return Yards, Career

2,322	J.T. Smith	1979-84
1,930	Tamarick Vanover	1995-99
1,882	Dante Hall	2000-06
1,029	Javier Arenas	2010-12
1,009	Tyreek Hill	2016-21
959	Dexter McCluster	2010-13

Most Punt Return Yards, Season

686	Dexter McCluster	2013
640	Tamarick Vanover	1999
612	J.T. Smith	1979
592	Tyreek Hill	2016
581	J.T. Smith	1980

Most Punt Return Yards, Game

177	Dexter McCluster at Washington	Dec. 8, 2013
156	De'Anthony Thomas vs. Oakland	Dec. 14, 2014
141	J.T. Smith vs. Oakland	Sept. 23, 1979
130	Tamarick Vanover vs. New Orleans	Dec. 21, 1997
128	Dante Hall vs. Arizona	Dec. 1, 2002

Longest Punt Return (All TDs)

95	Tyreek Hill at San Diego	Jan. 1, 2017
94	Dexter McCluster vs. San Diego	Sept. 13, 2010
93	Dante Hall vs. Denver	Oct. 5, 2003
91	Tyreek Hill at L.A. Chargers	Sept. 9, 2018
90	Dante Hall vs. Arizona	Dec. 1, 2002
89	Dexter McCluster vs. N.Y. Giants	Sept. 29, 2013

Most Seasons Leading League

1	Abner Haynes	1960
1	Noland Smith	1968
1	Ed Podolak	1970
1	J.T. Smith	1980
1	Dante Hall	2003
1	Tyreek Hill	2016

Highest Punt Return Average, Career (50 returns)

12.14	Dexter McCluster (79-959)	2010-13
11.73	Tyreek Hill (86-1,009)	2016-21
11.11	Noland Smith (53-589)	1967-69
10.87	Abner Haynes (54-587)	1960-64
10.66	Tamarick Vanover (181-1,930)	1995-99
10.60	J.T. Smith (216-2,289)	1978-84

Highest Punt Return Average, Season (12 returns)

16.28	Dante Hall (29-472)	2003
15.54	Dexter McCluster (13-202)	2010
15.36	Abner Haynes (14-215)	1960

15.18	Tyreek Hill (39-592)	2016
15.00	Noland Smith (18-270)	1968

Highest Punt Return Average, Game (3 returns)

35.00	D. Hall vs. Denver (3-105)	Oct. 5, 2003
33.33	D. McCluster vs. San Diego (3-100)	Sept. 13, 2010
28.67	M. Garrett at Buffalo (3-86)	Sept. 11, 1966
28.67	N. Smith vs. N.Y. Jets (3-86)	Sept. 15, 1968
28.25	D. McCluster vs. N.Y. Giants (4-113)	Sept. 29, 2013

Most Punt Return Touchdowns, Career

5	Dante Hall	2000-06
4	J.T. Smith	1979-84
4	Tamarick Vanover	1995-99
4	Tyreek Hill	2016-21

Most Punt Return Touchdowns, Season

2	J.T. Smith	1979
2	J.T. Smith	1980
2	Dale Carter	1992
2	Tamarick Vanover	1999
2	Dante Hall	2002
2	Dante Hall	2003
2	Dexter McCluster	2013
2	Tyreek Hill	2016

Most Punt Return Touchdowns, Game

1	29 times	
	Last: Mecole Hardman at Miami	Dec. 13, 2020

Most Kickoff Returns, Career

360	Dante Hall	2000-06
212	Tamarick Vanover	1995-99
84	Dave Grayson	1961-64
72	Knile Davis	2013-16
68	Noland Smith	1967-69

Most Kickoff Returns, Season

68	Dante Hall	2004
65	Dante Hall	2005
57	Dante Hall	2002
57	Dante Hall	2003
53	Dante Hall	2006

Most Kickoff Returns, Game

9	Noland Smith vs. Oakland	Nov. 23, 1967
9	Paul Palmer at Seattle	Sept. 20, 1987

Most Kickoff Return Yards, Career

8,644	Dante Hall	2000-06
5,099	Tamarick Vanover	1995-99
2,231	Dave Grayson	1961-64
1,942	Knile Davis	2013-16
1,822	Noland Smith	1967-69
1,326	Abner Haynes	1960-64

Most Kickoff Return Yards, Season

1,718	Dante Hall	2004
1,560	Dante Hall	2005
1,478	Dante Hall	2003
1,354	Dante Hall	2002
1,308	Tamarick Vanover	1997

Most Kickoff Return Yards, Game (All 200+)

251	Jon Vaughn at Miami	Dec. 12, 1994
244	Noland Smith at San Diego	Oct. 15, 1967
234	Dante Hall vs. Philadelphia	Oct. 2, 2005
233	Dante Hall vs. San Diego	Nov. 28, 2004
221	Paul Palmer at Seattle	Sept. 20, 1987
206	Noland Smith vs. Oakland	Nov. 23, 1967

Longest Kickoff Return (All TDs)

108	Knile Davis vs. Denver	Dec. 1, 2013
106	Noland Smith at Denver	Dec. 17, 1967
104	Mecole Hardman vs. L.A. Chargers	Dec. 29, 2019
102	Byron Pringle at Denver	Oct. 25, 2020
100	Dante Hall vs. Pittsburgh	Sept. 14, 2003
99	Dave Grayson at Denver	Sept. 7, 1963
99	Tamarick Vanover at Seattle	Sept. 3, 1995
99	Knile Davis vs. St. Louis	Oct. 26, 2014
97	Boyce Green at Pittsburgh	Dec. 21, 1986
97	Tamarick Vanover at Denver	Oct. 27, 1996
97	Dante Hall at Baltimore	Sept. 28, 2003
97	Dante Hall vs. Denver	Dec. 19, 2004
97	Jamaal Charles vs. Pittsburgh	Nov. 22, 2009

Most Seasons Leading League

1	Dave Grayson	1961
---	--------------	------

Highest Kickoff Return Average, Career (50 returns)

26.97	Knile Davis (72-1,942)	2013-16
-------	------------------------	---------

CHIEFS INDIVIDUAL RECORDS

26.79	Noland Smith (68-1,822)	1967-69
26.56	Dave Grayson (84-2,231)	1961-64
25.17	Abner Haynes (52-1,309)	1960-64
24.43	Jamaal Charles (51-1,246)	2008-16
24.05	Tamarick Vanover (212-5,099)	1995-99

Highest Kickoff Return Average, Season (15 returns)

30.06	Quintin Demps (33-992)	2013
28.31	Dave Grayson (16-453)	1961
28.30	Larry Marshall (23-651)	1972
29.71	Dave Grayson (18-535)	1962

Highest Kickoff Return Average, Game (3 returns)

48.67	Dante Hall vs. Pittsburgh (3-146)	Sept. 14, 2003
45.00	Tremon Smith at New England (4-180)	Oct. 14, 2018
44.67	Dante Hall vs. St. Louis (3-134)	Dec. 8, 2002
44.33	Paul Palmer vs. Seattle (3-133)	Dec. 27, 1987
40.67	Noland Smith at San Diego (6-244)	Oct. 15, 1967
40.33	L. Williams vs. Cincinnati (3-121)	Nov. 21, 1976
40.33	Dante Hall at Baltimore (3-121)	Sept. 28, 2003

Most Kickoff Return Touchdowns, Career

6	Dante Hall	2000-06
4	Tamarick Vanover	1995-99
2	Paul Palmer	1987-88
2	Knile Davis	2013-16

Most Kickoff Return Touchdowns, Season

2	Paul Palmer	1987
2	Tamarick Vanover	1995
2	Dante Hall	2003
2	Dante Hall	2004

Most Kickoff Return Touchdowns, Game

1	25 times	
	Last; Byron Pringle vs. Denver	Oct. 25, 2020

Most Opponents Fumbles Forced, Career

45	Derrick Thomas	1989-99
33	Tamba Hali	2006-17
29	Neil Smith	1988-96
23	Derrick Johnson	2005-17
14	Justin Houston	2011-18
13	Kevin Ross	1984-93, '97
13	Jared Allen	2004-07

Most Opponents Fumbles Forced, Season

8	Derrick Thomas	1992
7	Jared Allen	2005
7	Dee Ford	2018
6	Derrick Thomas	1990
6	Derrick Thomas	1994
6	Tamba Hali	2006

Most Fumbles Forced, Rookie, Season

6	Tamba Hali	2006
4	Kevin Ross	1984
4	Tim Cofield	1986

Most Seasons, Leading League

2	Johnny Robinson	1966, '70
2	Emmitt Thomas	1969, '74

Most Interceptions By, Career

58	Emmitt Thomas	1966-78
57	Johnny Robinson	1960-71
50	Deron Cherry	1981-91
39	Gary Barbaro	1976-82
38	Albert Lewis	1983-93

Most Interceptions By, Season

12	Emmitt Thomas	1974
10	Johnny Robinson	1966
10	Bobby Hunt	1966
10	Johnny Robinson	1970
10	Gary Barbaro	1980
9	Emmitt Thomas	1969
9	Deron Cherry	1986

Most Interceptions By, Rookie, Season

8	Marcus Peters	2015
8	Bobby Hunt	1962
7	Dale Carter	1992
6	Kevin Ross	1984

4	Bobby Ply	1962
4	Emmitt Thomas	1967
4	Lloyd Burruss	1981
4	Albert Lewis	1983
4	Eric Berry	2010
3	14 players; Last L. Sneed (2020)	

Most Interceptions By, Game

*4	Bobby Ply vs. San Diego	Dec. 16, 1962
4	Bobby Hunt vs. Houston	Oct. 4, 1964
4	Deron Cherry vs. Seattle	Sept. 29, 1985
3	Bobby Ply vs. Denver	Dec. 9, 1962
3	Johnny Robinson at Baltimore	Sept. 28, 1970
3	Albert Lewis vs. Atlanta	Dec. 8, 1985
3	Lloyd Burruss vs. San Diego	Oct. 19, 1986
3	Albert Lewis vs. Atlanta	Sept. 1, 1991
3	Greg Wesley vs. Miami	Sept. 29, 2002
3	Greg Wesley vs. New England	Nov. 27, 2005

*NFL RECORD

Most Consecutive Games, Passes Intercepted By

6	Eric Harris	1980
---	-------------	------

Most Interception Return Yards, Career

938	Emmitt Thomas (58 INTs)	1966-78
771	Gary Barbaro (39 INTs)	1975-82
741	Johnny Robinson (57 INTs)	1960-71
688	Deron Cherry (50 INTs)	1981-91
674	Bobby Hunt (37 INTs)	1962-67

Most Interception Return Yards, Season

280	Marcus Peters (8 INTs)	2015
274	Mark McMillian (8 INTs)	1997
228	Bobby Hunt (6 INTs)	1963
214	Emmitt Thomas (12 INTs)	1974
193	Lloyd Burruss (5 INTs)	1986
175	Derrick Johnson (3 INTs)	2009

Most Interception Return Yards Gained, Game

121	Lloyd Burruss vs. San Diego (3 INTs)	Oct. 19, 1986
118	Brandon Flowers at N.Y. Jets (2 INTs)	Oct. 26, 2008
108	Bobby Ply vs. San Diego (4 INTs)	Dec. 16, 1962
105	Derrick Johnson vs. Denver (2 INTs)	Jan. 3, 2010
102	Gary Barbaro vs. Seattle (1 INT)	Dec. 11, 1977

Longest Interception Return

102	Gary Barbaro vs. Seattle	Dec. 11, 1977
100	Tim Collier at Oakland	Dec. 18, 1977
100	Sean Smith at Buffalo	Nov. 3, 2013
99	Dave Grayson vs. N.Y. Titans	Dec. 17, 1961
99	Kevin Ross at San Diego	Sept. 6, 1992

Most Interception Return Touchdowns, Career

6	Bobby Bell	1963-74
5	Emmitt Thomas	1966-78
5	Jim Kearney	1967-75
5	Eric Berry	2010-17
4	Lloyd Burruss	1981-91
4	Derrick Johnson	2005-17
4	Daniel Sorensen	2014-21

Most Interception Return Touchdowns, Season

*4	Jim Kearney	1972
3	Lloyd Burruss	1986
3	Mark McMillian	1997
2	Sherrill Headrick	1961
2	Emmitt Thomas	1974
2	Charles Mincy	1992
2	Jerome Woods	1993
2	Derrick Johnson	2009
2	Eric Berry	2013
2	Marcus Peters	2015
2	Eric Berry	2016

*NFL RECORD

Most Interception Return Touchdowns, Game

*2	Jim Kearney at Denver	Oct. 1, 1972
2	Lloyd Burruss vs. San Diego	Oct. 19, 1986
2	Derrick Johnson at Denver	Jan. 3, 2010

*NFL RECORD

Most Sacks, Career (All 50.0+)

126.5	Derrick Thomas	1989-99
89.5	Tamba Hali	2006-17
85.5	Neil Smith	1988-96
78.5	Justin Houston	2011-18

CHIEFS INDIVIDUAL RECORDS

73.0	Art Still	1978-87
51.0	Mike Bell	1979-85, '87-91
Most Sacks, Season		
22.0	Justin Houston	2014
20.0	Derrick Thomas	1990
15.5	Jared Allen	2007
15.5	Chris Jones	2018
15.0	Neil Smith	1993
14.5	Art Still	1980
14.5	Art Still	1984
14.5	Neil Smith	1992
14.5	Derrick Thomas	1992
14.5	Tamba Hali	2010
Most Sacks, Consecutive Seasons		
33.5	Derrick Thomas (20.0, 13.5)	1990-91
33.0	Justin Houston (11.0, 22.0)	2013-14
30.0	Derrick Thomas (10.0, 20.0)	1989-90
29.5	Neil Smith (14.5, 15.0)	1992-93
29.5	Justin Houston (22.0, 7.5)	2014-15
28.0	Derrick Thomas (13.5, 14.5)	1991-92
26.5	Neil Smith (15.0, 11.5)	1993-94
26.5	Tamba Hali (14.5, 12.0)	2010-11
Most Sacks, Rookie, Season		
10.0	Derrick Thomas	1989
9.0	Jared Allen	2004
8.0	Tamba Hali	2006
6.5	Art Still	1978
5.5	Sylvester Hicks	1978
5.5	Mike Bell	1979
5.5	Justin Houston	2011
Most Sacks, Game		
*7.0	Derrick Thomas vs. Seattle	Nov. 11, 1990
6.0	Derrick Thomas vs. Oakland	Sept. 6, 1998
4.5	Justin Houston at Philadelphia	Sept. 19, 2013
4.0	Wilbur Young at San Diego	Oct. 19, 1975
4.0	Art Still at Oakland	Oct. 5, 1980
4.0	Derrick Thomas vs. Buffalo	Oct. 7, 1991
4.0	Derrick Thomas vs. San Diego	Nov. 8, 1992
4.0	Neil Smith vs. L.A. Raiders	Oct. 3, 1993
4.0	Justin Houston vs. San Diego	Dec. 28, 2014
*NFL RECORD		
Most Sack Yards, Career		
699.0	Derrick Thomas	1989-99
591.5	Tamba Hali	2006-17
506.5	Neil Smith	1988-96
452.0	Justin Houston	2011-18
351.5	Chris Jones	2016-21
293.0	Eric Hicks	1998-06
Most Sack Yards, Season		
127.0	Neil Smith	1993
122.0	Chris Jones	2018
114.5	Neil Smith	1992
113.0	Derrick Thomas	1992
111.0	Jared Allen	2007
109.0	Derrick Thomas	1996
Most Sack Yards, Game		
36.0	Derrick Thomas vs. San Diego	Nov. 8, 1992
36.0	Derrick Thomas vs. Oakland	Sept. 6, 1998
35.0	Neil Smith vs. Los Angeles	Oct. 3, 1993
34.0	Vonnie Holliday vs. San Diego	Sept. 7, 2003
33.0	Darren Mickell vs. Denver	Dec. 17, 1995
Most Tackles, Career		
1,262	Derrick Johnson	2005-17
999	Gary Spani	1978-86
992	Art Still	1978-87
927	Deron Cherry	1981-91

876	Donnie Edwards	1996-01, 2007-08
827	Kevin Ross	1984-93, '97
Most Tackles, Season		
179	Derrick Johnson	2011
162	Mike Maslowski	2002
157	Gary Spani	1979
153	Gary Spani	1981
151	Deron Cherry	1988
151	Donnie Edwards	1998, 2000
151	Scott Fujita	2003
Most Tackles, Rookie, Season		
144	Gary Spani	1978
140	Dino Hackett	1986
126	Eric Berry	2010
120	Art Still	1978
112	Nick Bolton	2021
101	Greg Wesley	2000
Most Tackles, Consecutive Seasons		
326	Derrick Johnson (147, 179)	2010-11
306	Gary Spani (157, 149)	1979-80
304	Derrick Johnson (179, 125)	2011-12
302	Gary Spani (149, 153)	1980-81
301	Gary Spani (144, 157)	1978-79
Most Special Teams Tackles, Career		
148	Gary Stills	1999-05
147	Greg Manusky	1994-99
97	Danan Hughes	1993-98
96	Tony Richardson	1995-05
94	Louis Cooper	1985-90
Most Special Teams Tackles, Season		
34	Gary Stills	2002
29	Gary Stills	2003
29	Rich Scanlon	2005
28	Ken Jolly	1984
27	Albert Lewis	1983
27	Todd McNair	1990
27	Bennie Thompson	1992
27	Greg Manusky	1999
Most Special Teams Tackles, Consecutive Seasons		
63	Gary Stills	2002-03
54	Gary Stills	2003-04
52	Gary Stills	2001-02
51	Greg Manusky	1996-97
50	Greg Manusky	1998-99
50	Gary Stills	2004-05
Most Opponents Punts Blocked, Career		
10	Albert Lewis	1983-93
3	Bernard Pollard	2006-08
2	Ed Beckman	1977-84
2	Gary Green	1977-83
2	Sherrill Headrick	1960-67
2	Bernard Pollard	2006
1	D.J. Alexander	2015
Most Opponents Punts Blocked, Season		
4	Albert Lewis	1990
3	Albert Lewis	1986
2	Sherrill Headrick	1963
2	Bernard Pollard	2006
Most Opponents Punts Blocked, Game		
2	Sherrill Headrick vs. Denver	Dec. 8, 1963
Longest Return of Blocked Field Goal		
78 (TD)	Lloyd Burruss at Pittsburgh	Dec. 21, 1986
65 (TD)	Kevin Ross at Cincinnati	Dec. 6, 1987

The following individual records relate solely to service with the Chiefs. They include National Football League regular-season statistics only - with the exception of those single-game records marked by "*" or "**".

TEAM RECORDS

Most Consecutive Games Won

11	2015-16
10	2019-20, 2020
9	2003, 2013, 2017-18
8	2021
7	1968-69, 1969, 1995, 1997-98, 2016-17
6	1968, 1997
5	1961-62, 1966-67, 1971, 1984-85, 2014, 2016, 2018-19

Most Consecutive Games Won, Single Season

10	2015, 2020
9	2003, 2013
8	2021
7	1969, 1995
6	1968, 1997, 2019
5	1968, 1971, 2014, 2016, 2017, 2018

Most Consecutive Games Won, Start of Season

9	2003, 2013
5	2017, 2018
4	1996, 2018, 2019, 2020
3	1962, 1966, 1994, 1995, 2010

Most Consecutive Games Won, End of Season

10	2015
6	1997, 2019
5	1968
4	2017, 2018
3	1960, 1963, 1966, 1967, 1971, 1972, 1984, 1986

Most Consecutive Home Games Won

13	2002-03
11	1994-96, 1997-98
10	1968-69, 2015-16
9	1970-71, 2017-18

Most Consecutive Road Games Won

11	2019-20
9	1966-67, 2016-17
6	1967-68
5	1968-69, 1971-72

Most Consecutive Games Lost

12	2007-08
9	1987, 2008-09
8	1975-76, 2012
7	1985, 2008

Most Consecutive Games Lost, Start of Season

5	1977, 2009
4	1976, 1980
3	1975, 2004, 2008, 2011

Most Consecutive Games Lost, End of Season

9	2007
6	1977
4	1975, 2008, 2012

Most Consecutive Home Games Lost

10	2008-09
8	1974-75
7	1975-76, 2011-12
6	1977-78, 2007-08

Most Consecutive Road Games Lost

9	2007-08
8	1978-79, 1985-86
6	1988, 2008-09, 2012

Most Points, Season (All 400+)

565	2018
484	2003
483	2004
480	2021
473	2020
467	2002
451	2019
448	1966
430	2013
415	2017
408	1967
405	2015
403	2005

Highest Scoring Average, Season

35.3	2018 (565 in 16 games)
32.0	1966 (448 in 14 games)
30.3	2003 (484 in 16 games)
30.2	2004 (483 in 16 games)
29.6	2020 (473 in 16 games)
29.2	2002 (467 in 16 games)
29.1	1967 (408 in 14 games)

Most Points, Consecutive Seasons

1,016	2018-19 (565, 451)
971	2017-18 (415, 565)
967	2003-04 (484, 483)
953	2020-21 (473, 480)
951	2002-03 (467, 484)
924	2019-20 (451, 473)

Fewest Points, Season

176	1982 (9 games)
211	2012
212	2011
225	1977
226	2007

Lowest Scoring Average, Season

13.2	2012 (211 in 16 games)
13.3	2011 (212 in 16 games)
14.1	2007 (226 in 16 games)
14.9	1979 (238 in 16 games)
15.2	1978 (243 in 16 games)
15.9	1988 (254 in 16 games)

Largest Scoring Differential, Season

201	1968 (371 - 170)
182	1969 (359 - 177)
176	1966 (448 - 276)
156	1962 (369 - 233)
154	1967 (408 - 254)

Most 40-Point Games, Season

5	2003, 2018
4	1966, 2002, 2004
3	1961, 1962, 1963, 1964, 1967, 2021
2	1965, 1968, 1983, 2000, 2010, 2013, 2017, 2019, 2020

Most 30-Point Games, Season

12	2018
9	2020, 2021
8	1966, 2002, 2004
7	1999, 2003, 2019
6	1960, 1967, 2010
5	1962, 1965, 1968, 1983, 1994, 2005, 2006, 2015, 2016, 2017

Most Points Scored, Game

59	at Denver	Sept. 7, 1963
56	at Denver	Oct. 23, 1966
56	vs. Atlanta	Oct. 24, 2004
56	at Oakland	Dec. 15, 2013
54	vs. St. Louis	Oct. 22, 2000
52	4 times; Last vs. Denver	Oct. 29, 1967

Largest Margin of Victory, Game

52	Kansas City (59) at Denver (7)	Sept. 7, 1963
49	Kansas City (49) vs. Arizona (0)	Dec. 1, 2002
48	Kansas City (48) vs. N.Y. Jets (0)	Dec. 22, 1963
46	Kansas City (56) vs. Denver (10)	Oct. 16, 1966
46	Kansas City (56) vs. Atlanta (10)	Oct. 24, 2004

Most Points, Both Teams, Game

105	KC (51) at LAR (54)	Nov. 19, 2018
99	KC (48) at Seattle (51)	Nov. 27, 1983 (OT)
88	KC (49) vs. Denver (39)	Nov. 1, 1964
88	KC (54) vs. St. Louis (34)	Oct. 22, 2000

Fewest Points, Both Teams, Game

3	KC (0) at Tampa Bay (3)	Dec. 16, 1979
9	KC (3) vs. Cleveland (6)	Sept. 4, 1988
10	KC (7) at Denver (3)	Jan. 1, 2012
12	KC (6) vs. St. Louis (6)	Nov. 22, 1970
12	KC (3) at Miami (9)	Oct. 20, 1974

Most Points Shutout Victory, Game

49	vs. Arizona	Dec. 1, 2002
48	vs. N.Y. Jets	Dec. 22, 1963
41	vs. Miami	Oct. 8, 1967
41	vs. San Francisco	Oct. 1, 2006
34	vs. Boston	Dec. 11, 1960
34	vs. Houston	Nov. 26, 1989
34	vs. Cleveland	Sept. 30, 1990
34	vs. San Diego	Oct. 31, 1999

Fewest Points, Shutout Victory, Game

TEAM RECORDS

14	vs. Baltimore	Sept. 2, 1979
16	vs. Denver	Dec. 6, 1970
17	vs. L.A. Chargers	Sept. 25, 1960

Largest Fourth-Quarter Comebacks

	Opponent	Deficit	Final	Date
17	at Green Bay	14-31	40-34 (OT)	Oct. 12, 2003
17	vs. San Diego	10-27	33-27 (OT)	Sept. 11, 2016
14	at N.Y. Jets	3-17	17-17 (OT)	Oct. 2, 1988
14	vs. N.Y. Giants	3-17	20-17 (OT)	Sept. 10, 1995
14	at Oakland	20-34	37-34	Nov. 28, 1999
14	at Carolina	3-17	20-17	Nov. 13, 2016

Largest Second-Half Comebacks

	Opponent	Deficit	Final	Date
21	vs. San Diego	3-24	33-27 (OT)	Sept. 11, 2016
18	at New Orleans	6-24	27-24	Sept. 23, 2012
17	at Buffalo	10-27	27-27	Sept. 22, 1963
17	at Oakland	0-17	28-17	Oct. 25, 1981
17	at Green Bay	14-31	40-34 (OT)	Oct. 12, 2003
16	at San Diego	0-16	24-23	Nov. 2, 1986
14	at N.Y. Jets	3-17	17-17 (OT)	Oct. 2, 1988
14	vs. San Diego	0-14	20-17 (OT)	Dec. 8, 1991
14	vs. N.Y. Giants	3-17	20-17 (OT)	Sept. 10, 1995
14	at Oakland	13-27	28-27	Sept. 8, 1997
14	at Oakland	20-34	37-34	Nov. 28, 1999
14	at Carolina	3-17	20-17	Nov. 13, 2016

Most Consecutive Games Scoring

179	1963-76
147	2012-21
139	1994-2002
91	1987-93
84	2003-08

Most Points, Two Consecutive Games

104	Oct. 23, 1966 - Oct. 30, 1966 (56, 48)
101	Dec. 8, 2013 - Dec. 15, 2013 (45, 56)

Most First-Half Points, Game

42	vs. Denver	Oct. 29, 1967
38	at Miami	Sept. 28, 1968
38	at Washington	Dec. 8, 2013
35	vs. Arizona	Dec. 1, 2002
35	vs. St. Louis	Dec. 8, 2002
35	vs. Atlanta	Oct. 24, 2004
35	at Oakland	Dec. 15, 2013
35	vs. San Francisco	Sept. 23, 2018
35	vs. Las Vegas	Dec. 12, 2021

Most First-Quarter Points, Season

158	1966
147	2018
130	2021
124	2013
113	2004
112	2003

Most First-Quarter Points, Game

24	at Miami	Sept. 28, 1968
21	13 times, last at Pittsburgh	Sept. 16, 2018

Most Second-Quarter Points, Season

177	2019
153	2003
150	2018
149	1997, 2020
143	1967
137	1989, 2004, 2010
136	2005

Most Second-Quarter Points, Game

28	vs. Denver	Oct. 29, 1967
28	vs. Pittsburgh	Oct. 18, 1971
28	vs. Denver	Dec. 7, 1980
28	vs. San Diego	Dec. 22, 1985
28	at Washington	Sept. 30, 2001
28	at Oakland	Sept. 15, 2019
24	vs. Houston	Oct. 30, 1966
24	vs. Indianapolis	Oct. 31, 2004

Most Second-Half Points, Game

35	at Denver	Oct. 23, 1966
35	at Denver	Dec. 1, 1972
35	at Tennessee	Dec. 13, 2004
34	at Denver	Jan. 3, 2010
31	at Denver	Sept. 7, 1963
31	at New England	Oct. 14, 2018
30	vs. Cleveland	Dec. 14, 1975

Most Third-Quarter Points, Season

134	2018
109	1963
106	1964
105	1998
103	2019
94	1966
93	1999, 2004

Most Third-Quarter Points, Game

22	vs. New York Jets	Nov. 5, 1967
22	vs. Buffalo	Oct. 18, 1969
22	vs. Oakland	Nov. 26, 1961
21	at Buffalo	Nov. 6, 1960
21	at Denver	Sept. 7, 1963
21	at Denver	Oct. 1, 1972
21	vs. Oakland	Oct. 3, 1977

Most Fourth-Quarter Points, Season

168	2002
140	2004
136	2020
131	2003, 2018
129	1962, 2021
127	1960

Most Fourth-Quarter Points, Game

23	at Buffalo	Nov. 2, 1969
23	at Cleveland	Sept. 8, 2002
22	at N.Y. Titans	Nov. 24, 1960
21	at New England	Sept. 7, 2017
20	at Green Bay	Oct. 12, 2003

Most Touchdowns, Season

71	2018
63	2003
62	2004
57	2002, 2020, 2021
55	1966

Most Touchdowns, Consecutive Seasons

125	2003-04 (63, 62)
121	2018-19 (71, 50)
120	2002-03 (57, 63)
114	2020-21 (57, 57)
113	2017-18 (42, 71)
108	2004-05 (62, 46)
107	2019-20 (50, 57)
104	1966-67 (55, 49)

Fewest Touchdowns, Season

17	1982 (9 games)
18	2012
20	2011
23	1973
24	1988, 2007

Most Touchdowns, Game

8	at Denver	Sept. 7, 1963
8	at Denver	Oct. 23, 1966
8	vs. Atlanta	Oct. 24, 2004
8	at Oakland	Dec. 15, 2013
7	12 times; Last at Tennessee	Dec. 13, 2004

Most Touchdowns, Both Teams, Game

14	Kansas City (7) at Los Angeles Rams (7)	Nov. 19, 2018
13	Kansas City (7) at Seattle (6)	Nov. 27, 1983 (OT)
13	Kansas City (8) at Oakland (5)	Dec. 15, 2013
12	Kansas City (7) vs. Denver (5)	Nov. 1, 1964
12	Kansas City (7) vs. St. Louis (5)	Oct. 22, 2000
12	Kansas City (7) at Tennessee (5)	Dec. 13, 2004

Most Consecutive Games Scoring Touchdowns

96	1963-70
64	1997-01
60	2017-21
52	1960-63
35	1994-96
33	1976-78

Most Offensive Touchdowns, Season

66	2018
58	2004
56	2003
53	2002, 2020, 2021
50	1962, 1966
46	1964, 2019

TEAM RECORDS

Fewest Offensive Touchdowns, Season

13	1982 (9 games)
17	2012
18	2011
21	1973, 1974
23	2007
24	1970, 1977, 1987, 1988
25	1979

Most Return Touchdowns, Season

11	1992, 1999, 2013
8	2016
7	1995, 1997, 2003

Most Defensive Touchdowns, Season

9	1999
8	1992
6	2013, 2015
5	1972, 1974, 1977
4	1960, 1967, 1981, 1986, 1995, 1997, 2016, 2018, 2021

Fewest Defensive Touchdowns, Season

0	1962, 1976, 1978, 1988, 2006, 2012
1	1961, 1975, 1976, 1989, 1998, 2001, 2002, 2007

Most Defensive Touchdowns, Game

3	vs. Denver	Dec. 27, 1992
2	15 times, last at Baltimore	Dec. 20, 2015

Most Interception Return TDs, Season

6	1992
5	1972, 1974, 1999, 2013
4	1960, 1986, 1997, 2015, 2016

Most Fumble Return TDs, Season

4	1999
3	1997, 1980, 1981, 2017
2	1989, 1991, 1992, 1993, 1995, 2013, 2019, 2021

Most Special Teams Touchdowns, Season

5	1986, 1987, 2013
4	1995, 2003, 2016
3	1969, 1992, 2002, 2009

Most Special Teams Touchdowns, Game

3	at Pittsburgh	Dec. 21, 1986
2	vs. Cleveland	Sept. 30, 1990
2	vs. St. Louis	Dec. 8, 2002
2	at Washington	Dec. 8, 2013

Most Points After Touchdown, Season

65	2018
58	2003, 2004
54	2002, 2020
52	2013
50	2021

Fewest Points After Touchdown, Season

17	1982 (9 games), 2012
20	2011
21	1973, 2007
23	1988

Most Points After Touchdown, Game

8	at Denver	Sept. 8, 1963
8	at Denver	Oct. 23, 1966
8	vs. Atlanta	Oct. 24, 2004
8	at Oakland	Dec. 15, 2013

Most Two-Point Attempts, Season

6	2001
5	1997
4	1961, 1994, 2008, 2015
3	1964, 1965, 1966, 1967, 1995, 2002, 2003, 2007, 2020, 2021

Most Two-Point Conversions, Season

3	1961, 1965, 1994, 2001, 2020
2	1966, 1967, 1997, 2015, 2016, 2021
1	12 times, Last; 2019

Most Two-Point Attempts, Game

2	vs. Buffalo	Oct. 18, 1964
2	at Houston	Oct. 24, 1965
2	at St. Louis	Oct. 26, 1997
2	at Denver	Nov. 14, 2010
2	at Greeb Bay	Sept. 28, 2015
2	at Oakland	Nov. 20, 2015

Most Two-Point Conversions, Game

2	at Houston	Oct. 24, 1965
2	at St. Louis	Oct. 26, 1997

Most Field Goals Attempted, Season

45	2017
44	1971
42	1970
40	1968

Fewest Field Goals Attempted, Season

17	1964
18	1977
20	2003
22	1979, 2008

Most Field Goals Attempted, Game

7	vs. Buffalo	Dec. 19, 1971
7	vs. Cincinnati	Oct. 4, 2015
6	8 times; Last at New Orleans	Sept. 23, 2012

Most Field Goals Attempted, Both Teams, Game

10	Kansas City (7) vs. Buffalo (3)	Dec. 19, 1971
10	Kansas City (5) at San Diego (5)	Oct. 29, 1972
10	Kansas City (6) vs. Denver (4)	Dec. 16, 2001
10	Kansas City (5) vs. Denver (5)	Sept. 28, 2008

Most Field Goals Made, Season

41	2017
34	1990, 2019
31	2016
30	1968, 1970, 2015
28	2012, 2021

Fewest Field Goals Made, Season

7	1961
8	1963, 1964
12	1979

Most Field Goals Made, Game

7	at Cincinnati	Oct. 4, 2015
6	at New Orleans	Sept. 23, 2012
5	at Buffalo	Nov. 2, 1969
5	vs. Buffalo	Dec. 7, 1969
5	vs. Buffalo	Dec. 19, 1971
5	vs. L.A. Raiders	Sept. 12, 1985
5	vs. Cincinnati	Nov. 13, 1988
5	at Chicago	Dec. 29, 1990
5	vs. Denver	Sept. 20, 1993
5	vs. Minnesota	Oct. 2, 2011
5	at Houston	Oct. 8, 2017
5	vs. Denver	Oct. 30, 2017
5	vs. Miami	Dec. 24, 2017
5	vs. Denver	Dec. 6, 2020

Most Field Goals Made, Both Teams, Game

*9	Kansas City (4) at San Diego (5)	Sept. 29, 1996
8	Kansas City (5) vs. Buffalo (3)	Dec. 19, 1971
8	Kansas City (4) vs. Denver (4)	Sept. 28, 2008
7	Kansas City (5) vs. Buffalo (2)	Dec. 7, 1969
7	Kansas City (4) vs. Denver (3)	Dec. 16, 2001
7	Kansas City (3) at Indianapolis (4)	Oct. 10, 2010
7	Kansas City (6) at New Orleans (1)	Sept. 23, 2012
7	Kansas City (7) at Cincinnati (0)	Oct. 4, 2015
7	Kansas City (5) vs. Denver (2)	Oct. 30, 2017
7	Kansas City (5) vs. Miami (2)	Dec. 24, 2017

*NFL RECORD

Most Consecutive Games Scoring Field Goals

18	2001-02
16	2017-18, 2019-20
15	2005
14	1970
13	2021

Most Safeties, Season

3	1988, 1997
---	------------

Most Safeties, Game

1	22 times; Last at Miami	Dec. 13, 2020
---	-------------------------	---------------

Most First Downs, Season

419	2021
398	2004
397	2020
384	2018
350	2019

Fewest First Downs, Season

163	1982 (9 games)
183	1970
208	1973

TEAM RECORDS

Most First Downs, Game (All 30+)

36	vs. Atlanta	Oct. 24, 2004
36	at Las Vegas	Nov. 22, 2020
34	at New Orleans	Dec. 20, 2020
33	vs. Indianapolis	Oct. 31, 2004
33	vs. Cincinnati	Oct. 21, 2018
33	vs. Los Angeles Chargers	Sept. 26, 2021
32	at Houston	Oct. 24, 1965
32	at Seattle	Nov. 24, 2002
32	vs. Oakland	Dec. 25, 2004
31	at Oakland	Nov. 5, 2000
31	vs. San Francisco	Sept. 23, 2018
31	at Philadelphia	Oct. 3, 2021
30	vs. Cleveland	Nov. 9, 2003
30	at L.A. Raiders	Dec. 22, 1991
30	vs. Seattle	Oct. 29, 2006
30	at Denver	Nov. 14, 2010
30	vs. Baltimore	Dec. 9, 2018

Fewest First Downs, Game

4	at Tampa Bay	Dec. 16, 1979
5	at San Diego	Dec. 12, 2010
7	at Boston	Oct. 23, 1964
7	at Oakland	Dec. 12, 1970
7	at Denver	Dec. 9, 2007
7	at Oakland	Dec. 16, 2012
8	12 times; Last at Denver	Dec. 30, 2012

Most First Downs, Both Teams, Game

64	KC (32) at Seattle (32)	Nov. 24, 2002
62	KC (31) at Oakland (31)	Nov. 5, 2000
61	KC (36) at Las Vegas (25)	Nov. 22, 2020
61	KC (31) at Philadelphia (30)	Oct. 3, 2021
59	KC (26) at Seattle (33)	Nov. 27, 1983 (OT)
58	KC (24) at Denver (34)	Nov. 18, 1974

Fewest First Downs, Both Teams, Games

15	Kansas City (7) vs. Denver (8)	Dec. 6, 1970
18	Kansas City (7) at Boston (11)	Oct. 23, 1964

Most Rushing First Downs, Season

160	1978, 1981
140	2002
138	2004, 2005
130	1980
129	1969, 1997, 2010

Fewest Rushing First Downs, Season

66	2007
71	1982 (9 games)
79	1985
83	1970, 1983, 1986
84	2000

Most Rushing First Downs, Game

21	vs. Atlanta	Oct. 24, 2004
20	vs. Houston	Oct. 1, 1961
18	vs. Oakland	Oct. 20, 1968
18	vs. Seattle	Nov. 22, 1981
18	at Detroit	Nov. 28, 1996
16	8 times; Last vs. Buffalo	Oct. 7, 1991

Fewest Rushing First Downs, Game

*0	at Cincinnati	Nov. 24, 1974
0	vs. Pittsburgh	Nov. 10, 1985
0	at L.A. Raiders	Dec. 6, 1992
0	at Denver	Oct. 27, 1996
0	at Arizona	Oct. 8, 2006
0	vs. Jacksonville	Oct. 7, 2007
0	at Oakland	Dec. 16, 2012
1	12 times; Last vs. Pittsburgh	Oct. 15, 2017

*NFL RECORD

Most Passing First Downs, Season

267	2021
255	2020
239	2018
228	2004
211	1994, 2019

Fewest Passing First Downs, Season

79	1982 (9 games)
86	1970
89	1968
91	1979
93	1973

Most Passing First Downs, Game (All 20+)

26	vs. Oakland	Dec. 25, 2004
24	at Denver	Nov. 14, 2010
23	at Oakland	Nov. 5, 2000
23	at Las Vegas	Nov. 14, 2021
22	at Las Vegas	Nov. 22, 2020
21	at Dallas	Nov. 20, 1983
21	at Denver	Oct. 17, 1994
21	at Denver	Dec. 7, 2003
21	at Houston	Oct. 8, 2017
21	at Los Angeles Rams	Nov. 19, 2018
21	at Washington	Oct. 17, 2021
20	vs. Indianapolis	Oct. 31, 2004
20	at Tennessee	Nov. 10, 2019
20	at Los Angeles Chargers	Dec. 16, 2021

Fewest Passing First Downs, Game

1	vs. Oakland	Oct. 20, 1968
1	vs. Houston	Sept. 10, 1978
1	at Tampa Bay	Dec. 16, 1979
2	5 times; Last at Denver	Dec. 30, 2012

Most Penalty First Downs, Season

46	2019
37	2018
34	2013
33	1996, 1998, 2021
32	2004, 2015, 2020
30	2000

Fewest Penalty First Downs, Season

4	1969
8	1965
9	1973
10	1999
11	1968, 1972

Most Penalty First Downs, Game

9	vs. L.A. Raiders	Oct. 3, 1993
7	vs. L.A. Raiders	Sept. 17, 1989
7	vs. Seattle	Oct. 17, 1996
7	vs. San Francisco	Sept. 23, 2018
6	at Tennessee	Dec. 13, 2004
6	at Oakland	Nov. 7, 2010
5	12 times; Last vs. Buffalo	Oct. 11, 2021

Fewest Penalty First Downs, Game

0	Many times; Last, vs. Pittsburgh	Dec. 26, 2021
---	----------------------------------	---------------

Most Net Yards, Season

6,810	2018
6,746	2021
6,695	2004
6,653	2020
6,192	2005
6,067	2019
6,007	2017
6,000	2002

Most Net Yards, Consecutive Seasons

13,399	2020-21 (6,653, 6,746)
12,887	2004-05 (6,695, 6,192)
12,877	2018-19 (6,810, 6,067)
12,817	2017-18 (6,007, 6,810)
12,720	2019-20 (6,067, 6,653)
12,605	2003-04 (5,910, 6,695)

Fewest Net Yards, Season

2,498	1982 (9 games)
3,536	1973
3,577	1970
3,828	1974
3,936	1977

Most Net Yards, Game (All 500+)

614	at Denver	Oct. 23, 1966
590	vs. Indianapolis	Oct. 31, 2004
566	vs. Detroit	Oct. 14, 1990
552	at Seattle	Nov. 24, 2002
551	vs. Buffalo	Sept. 30, 1962
551	vs. Cincinnati	Oct. 21, 2018
546	at Washington	Sept. 30, 2001
546	at Los Angeles Rams	Nov. 19, 2018
543	at Tampa Bay	Nov. 29, 2020
542	at Houston	Oct. 24, 1965
540	vs. Atlanta	Oct. 24, 2004
537	at San Diego	Dec. 11, 1983
537	vs. Cincinnati	Jan. 1, 2006

TEAM RECORDS

537	at New England	Sept. 7, 2017
530	at Tennessee	Nov. 10, 2019
524	at Denver	Jan. 3, 2010
521	vs. Detroit	Dec. 14, 2003
520	vs. Denver	Nov. 1, 1964
517	at Baltimore	Sept. 28, 2020
516	at Las Vegas	Nov. 14, 2021
513	at Oakland	Nov. 5, 2000
512	vs. Seattle	Dec. 27, 1987
510	vs. Houston	Nov. 28, 1965
510	at New Orleans	Sept. 23, 2012
508	at Cincinnati	Sept. 28, 1969
507	vs. Indianapolis	Dec. 23, 2012
506	vs. San Diego	Oct. 14, 1984
504	at New Orleans	Sept. 8, 1985
504	at N.Y. Jets	Oct. 6, 2002
503	at Seattle	Nov. 28, 2010
503	vs. L.A. Chargers	Dec. 29, 2019
502	at Buffalo	Oct. 3, 1976
500	at Oakland	Dec. 5, 2004

Fewest Net Yards, Game

62	vs. Oakland	Nov. 8, 1963
67	at San Diego	Dec. 12, 2010
80	at Tampa Bay	Dec. 16, 1979
104	at Buffalo	Oct. 29, 1973
106	at Oakland	Dec. 8, 1973

Most Net Yards, Both Teams, Game

1,095	KCâ€™ (590) vs. Indianapolis (505)	Oct. 31, 2004
1,086	KC (552) at Seattle (534)	Nov. 24, 2002
1,036	KC (524) at Denver (512)	Jan. 3, 2010
1,013	KC (537) at San Diego (476)	Dec. 11, 1983
1,001	KC (546) at L.A. Rams (455)	Nov. 19, 2018
986	KC (513) at Oakland (473)	Nov. 5, 2000

Fewest Net Yards, Both Teams, Game

323	KC (178) at N.Y. Jets (145)	Nov. 7, 1971
335	KC (244) vs. Houston (91)	Oct. 12, 1969
338	KCâ€™ (62) vs. Oakland (276)	Nov. 8, 1963

Most Games, 400 or More Net Yards, Season

11	2018
10	2020
9	2004
7	2005, 2010, 2017, 2021
6	1994, 2000, 2002, 2019
5	1969, 2001, 2003
4	1960, 1961, 1962, 1976, 1983, 1997, 2016
3	1964, 1965, 1966, 1967, 1974, 1981, 1989, 1990, 1991, 2009, 2011, 2012

Most Consecutive Games, 400 or More Net Yards

5	2004, 2020
4	1976, 2005, 2018, 2019
3	1974, 2000, 2010, 2018, 2021

Most Games, 300 or More Net Yards, Season

15	2004, 2018, 2021
14	2005, 2019, 2020
13	2002, 2017
12	1989, 1995, 1999, 2003, 2010, 2013, 2015
11	1966, 1983, 1991, 1996, 2016
10	1964, 1968, 1981, 1984, 1993, 1994, 2000, 2001, 2014

Most Consecutive Games, 300 or More Net Yards

18	2017-18
16	2004-05
13	2001-02
11	2005
10	1966-67, 1989, 2003, 2019-2020
8	2010, 2018-19, 2020, 2021
7	1981, 1991

Most Plays, Season

1,134	2021
1,098	1994
1,089	2004
1,074	1983
1,063	2010
1,059	1995
1,059	2005

Fewest Plays, Season

573	1982 (9 games)
712	2017
775	1970
831	1968
833	1965
836	1971

Most Plays, Game

92	at New Orleans	Sept. 23, 2012
----	----------------	----------------

92	at New Orleans	Dec. 20, 2020
91	at Cincinnati	Sept. 3, 1978
86	vs. N.Y. Giants	Nov. 3, 1974
86	vs. Seattle	Sept. 28, 1997
85	at Jacksonville	Nov. 9, 1997
84	vs. Denver	Oct. 24, 1976
84	at San Diego	Nov. 12, 1978

Fewest Plays, Game

38	at Oakland	Dec. 12, 1970
38	at Tampa Bay	Dec. 16, 1979
41	at San Diego	Oct. 7, 1962
41	at San Diego	Dec. 12, 2010
42	at Oakland	Dec. 8, 1973
44	at Detroit	Nov. 25, 1971
44	at New England	Oct. 11, 1998
44	at Baltimore	Sept. 13, 2009

Most Rushing Attempts, Season

663	1978
610	1981
569	1979
559	1989
556	2010
552	1980

Most Rushing Attempts, Consecutive Seasons

1,232	1978-79 (663, 569)
1,162	1980-81 (552, 610)
1,121	1979-80 (569, 552)
1,089	1977-78 (456, 663)
1,063	1989-90 (559, 504)

Fewest Rushing Attempts, Season

269	1982 (9 games)
375	2019
379	2008
383	2000, 2007
387	1983, 2018
400	1963

Most Rushing Attempts, Game

69	at Cincinnati	Sept. 3, 1978
60	vs. Oakland	Oct. 20, 1968
57	vs. Seattle	Nov. 5, 1989

Fewest Rushing Attempts, Game

9	at Oakland	Nov. 5, 2000
10	vs. Jacksonville	Oct. 7, 2007
10	at Oakland	Dec. 16, 2012
11	at New England	Oct. 11, 1998
11	at New York Jets	Dec. 3, 2017
11	vs. Houston Texans	Oct. 13, 2019
12	at Oakland	Dec. 8, 1973
12	at Denver	Oct. 27, 1996
13	vs. Buffalo	Nov. 23, 2008
14	at San Diego	Sept. 29, 1963
14	vs. Pittsburgh	Nov. 10, 1985
14	at L.A. Raiders	Dec. 6, 1992
14	at Jacksonville	Nov. 8, 2009
14	vs. Indianapolis	Oct. 6, 2019

Most Rushing Attempts, Both Teams, Game

102	KC (52) at San Diego (50)	Nov. 12, 1978 (OT)
100	KC (41) vs. Denver (59)	Sept. 24, 1978

Fewest Rushing Attempts, Both Teams, Game

37	KC (21) vs. Houston (16)	Dec. 16, 1990
39	KC (25) at Las Vegas (14)	Nov. 14, 2021
40	KC (17) at Buffalo (23)	Dec. 12, 1965

Most Games, 40 or More Rushing Attempts, Season

9	1978
8	1973, 1981
7	1968
6	1962, 1969, 1989
5	1976, 1979, 1980, 1997, 2010

Most Games, 30 or More Rushing Attempts, Season

14	1978
13	1981
12	1971, 1975, 1980
11	1969, 1989, 1990, 2005, 2006
10	1968, 1972, 1973, 1974, 1979, 1995, 1999, 2010

Most Consecutive Games, 40 or More Rushing Attempts

4	1968, 1978
---	------------

TEAM RECORDS

3 1962, 1973, 1996

Most Consecutive Games, 30 or More Rushing Attempts

15 1980-81
8 1975, 1977-78
7 1972, 1978, 1978-79
6 1970, 1980, 1989, 1999

Most Rushing Yards, Season

2,986 1978
2,633 1981
2,627 2010
2,407 1962
2,395 2012

Most Rushing Yards, Home, Season

1,488 1981
1,468 1962
1,463 2010
1,436 1978
1,390 1961

Most Rushing Yards Per Game, Season

213.3 1978 (2,986 in 16 games)
171.9 1962 (2,407 in 14 games)
164.6 1981 (2,633 in 16 games)
164.2 2010 (2,627 in 16 games)
162.4 1966 (2,274 in 14 games)

Most Rushing Yards Per Game, Home, Season

209.7 1962 (1,468 in 7 games)
198.6 1961 (1,390 in 7 games)
186.0 1981 (1,488 in 8 games)
182.9 2010 (1,463 in 8 games)
179.5 1978 (1,436 in 8 games)

Most Rushing Yards, Consecutive Seasons

5,302 1978-79 (2,986, 2,316)
4,829 1977-78 (1,843, 2,986)
4,671 2004-05 (2,289, 2,382)
4,590 1961-62 (2,183, 2,407)

Fewest Rushing Yards, Season

943 1982 (9 games)
1,248 2007
1,254 1983
1,351 2017
1,465 2000
1,468 1986

Fewest Rushing Yards Per Game, Season

78.0 2007 (1,248 in 16 games)
78.4 1983 (1,254 in 16 games)
91.6 2000 (1,465 in 16 games)
91.8 1986 (1,468 in 16 games)
92.9 1985 (1,486 in 16 games)

Most Rushing Yards, Game (All 300+)

398 vs. Houston Oct. 1, 1961
380 at Denver Oct. 23, 1966
352 vs. Indianapolis Dec. 23, 2012
320 vs. Buffalo Sept. 30, 1962
317 at Denver Jan. 3, 2010
313 vs. Cincinnati Oct. 26, 1969
310 vs. Detroit Oct. 14, 1990
302 at Houston Oct. 24, 1965

Fewest Rushing Yards, Game

0 vs. Denver Dec. 19, 1965
10 vs. Jacksonville Oct. 7, 2007
10 at Oakland Dec. 16, 2012
14 at New England Oct. 11, 1998
16 at Denver Dec. 9, 2007
17 at Boston Nov. 18, 1960
17 at L.A. Raiders Dec. 6, 1992

Most Games, 200 or More Rushing Yards

8 1978
6 2010
5 1962
4 1968, 1979, 1981, 2002
3 1961, 1967, 1991, 2001, 2004, 2012
2 1960, 1963, 1965, 1966, 1969, 1970, 1975, 1989, 1996, 1997, 2005, 2006

Most Rushing Yards, Both Teams, Game

519 Kansas City (168) vs. Cleveland (351) Dec. 20, 2009
502 Texans (398) vs. Houston (104) Oct. 1, 1961
502 Texans (284) vs. Oakland (218) Nov. 26, 1961
479 Kansas City (251) vs. Detroit (228) Nov. 23, 1975

Fewest Rushing Yards, Both Teams, Game

75 KC (20) at Houston (55) Sept. 29, 1974
105 KC (27) vs. Boston (78) Nov. 17, 1968
111 Dallas Texans (108) at SD (3) Nov. 19, 1961

111 KC (48) at San Diego (63)

Oct. 13, 1985

Most 10+ Yard Rushes, Season (Since 1990)

73 2002
72 2010
67 2005
64 2012
63 2001

Most 10+ Yard Rushes, Game (Since 1990)

11 at Oakland (10 Holmes, 1 Cloud) Dec. 9, 2001
10 at Seattle (9 Holmes, 1 Morton) Nov. 24, 2002
10 vs. Buffalo (7 Charles, 3 Jones) Oct. 31, 2010
9 vs. Detroit (5 Word, 3 Okoye, 1 McNair) Oct. 14, 1990
9 vs. Denver (5 Richardson, 2 Grbac, 1 Alexander, 1 Moreau) Dec. 17, 2000
9 vs. Atlanta (6 Holmes, 3 Blaylock, 1 Hall) Oct. 24, 2004
9 vs. Indianapolis (6 Holmes, 2 Morton, 1 Johnson) Oct. 31, 2004
9 vs. Indianapolis (4 Charles, 4 Hillis, 1 McCluster) Dec. 23, 2012

Highest Rushing Average, Season

5.18 1966
5.15 2002
5.03 1962
4.97 1961
4.91 2017
4.79 2012

Lowest Rushing Average, Season

3.24 1983
3.26 2007
3.39 1980
3.40 1986
3.43 1992

Most Rushing Touchdowns, Season

32 2003
31 2004
26 2002, 2005
24 1960
23 1961

Most Rushing Touchdowns, Consecutive Seasons

*63 2003-04 (32, 31)
58 2002-03 (26, 32)
57 2004-05 (31, 26)
47 1960-61 (24, 23)
44 1961-62 (23, 21)

*NFL RECORD

Fewest Rushing Touchdowns, Season

3 1982 (9 games)
5 2011
6 1972, 2007
7 1987
8 1988, 2009

Most Rushing Touchdowns, Game

*8 vs. Atlanta Oct. 24, 2004
5 at Denver Oct. 23, 1966
4 14 times; Last vs. Detroit Nov. 1, 2015

*NFL RECORD

Most Rushing Touchdowns, Both Teams, Game

8 Kansas City (8) vs. Atlanta (0) Oct. 24, 2004
7 Texans (4) vs. Boston (3) Sept. 8, 1962
7 Kansas City (4) at Denver (3) Oct. 10, 1965

Highest Passer Rating, Season

113.8 2018
107.3 2020
104.4 2019
100.8 2017
98.1 2021
97.1 1962

Lowest Passer Rating, Season

52.7 1961
52.9 1977
54.0 1979
55.2 1974
59.3 1978

Most Passes Attempted, Season

675 2021
641 1983
630 2020
615 1994
593 1984

Most Passes Attempted, Consecutive Seasons

TEAM RECORDS

1,305	2020-21 (630, 675)
1,234	1983-84 (641, 593)
1,206	2019-20 (576, 630)
1,159	2018-19 (583, 576)
1,146	1994-95 (615, 531)
1,126	2017-18 (543, 583)

Fewest Passes Attempted, Season

264	1982 (9 games)
270	1968
289	1970
313	1973
322	1962

Most Passes Attempted, Game

59	at Dallas	Nov. 20, 1983
55	at San Diego	Oct. 9, 1994
55	at Miami	Dec. 12, 1994
54	at Denver	Nov. 16, 1986
54	at Denver	Oct. 17, 1994
54	at San Diego	Sept. 29, 1996
54	vs. San Diego	Nov. 24, 1996
54	vs. Buffalo	Oct. 10, 2021

Fewest Passes Attempted, Game

3	vs. Oakland	Oct. 20, 1968
6	at Oakland	Dec. 13, 1969
10	vs. Denver	Sept. 24, 1978

Most Passes Attempted, Both Teams, Game

100	KC (46) vs. Tampa Bay (54)	Oct. 28, 1964
95	KC (54) at San Diego (41)	Sept. 29, 1996
95	KC (46) at L.A. Rams (49)	Nov. 19, 2018
95	KC (45) vs. Carolina (50)	Nov. 8, 2020
94	KC (52) at Denver (42)	Oct. 30, 1983
94	KC (46) at New England (48)	Dec. 4, 2000

Fewest Passes Attempted, Both Teams, Game

26	KC (6) at Oakland (20)	Dec. 13, 1969
26	KC (13) at Tampa Bay (13)	Dec. 16, 1979
27	KC (14) vs. Houston (13)	Sept. 10, 1978

Most Passes Completed, Season

448	2021
420	2020
385	2018
378	2019
370	2004

Most Passes Completed, Consecutive Seasons

868	2021-21 (420, 448)
798	2019-20 (378, 420)
763	2018-19 (385, 378)
748	2017-18 (363, 385)
728	2016-17 (365, 363)
709	2003-04 (339, 370)

Fewest Passes Completed, Season

145	1982 (9 games)
154	1970
156	1968

Most Passes Completed, Game

39	at Oakland	Nov. 5, 2000
37	at San Diego	Oct. 9, 1994
37	at Tampa Bay	Nov. 29, 2020
36	at Tennessee	Nov. 10, 2019
36	at Las Vegas	Nov. 14, 2021
35	vs. N.Y. Jets	Nov. 1, 2020
34	at Denver	Oct. 17, 1994
34	at Denver	Dec. 7, 2003
34	vs. San Diego	Sept. 11, 2016
33	at Dallas	Nov. 20, 1983
33	at Miami	Dec. 12, 1994
33	at San Diego	Jan. 2, 2005
33	at Detroit	Dec. 23, 2007
33	at Denver	Nov. 14, 2010
33	at Los Angeles Rams	Nov. 19, 2018
33	vs. Buffalo	Oct. 10, 2021

Fewest Passes Completed, Game

2	vs. Oakland	Oct. 20, 1968
2	at Oakland	Dec. 13, 1969
5	7 times: Last at Seattle	Dec. 17, 1978

Most Passes Completed, Both Teams, Game

67	Kansas City (30) vs. Carolina (37)	Nov. 8, 2020
64	Kansas City (33) at L.A. Rams (31)	Nov. 19, 2018
64	Kansas City (37) at Tampa Bay (27)	Nov. 29, 2020

62	Kansas City (31) at San Diego (31)	Dec. 11, 1983
61	Kansas City (35) at Las Vegas (25)	Nov. 14, 2021
59	Kansas City (34) vs. San Diego (25)	Sept. 11, 2016
59	Kansas City (39) at Oakland (20)	Nov. 5, 2020
58	Kansas City (25) at New England (33)	Dec. 4, 2000
58	Kansas City (35) at Las Vegas (23)	Nov. 22, 2020
57	Kansas City (31) at San Diego (26)	Oct. 30, 2005
57	Kansas City (28) at Atlanta (29)	Sept. 18, 1994

Fewest Passes Completed, Both Teams, Game

11	Kansas City (10) vs. San Diego (1)	Sept. 20, 1998
12	Kansas City (7) at Tampa Bay (5)	Dec. 16, 1979
13	Kansas City (2) at Oakland (11)	Dec. 13, 1969
13	Kansas City (8) vs. Boston (5)	Oct. 11, 1970

Most 20+ Yard Completions, Season (Since 1990)

76	2018
69	2020
60	2004
59	2000, 2019
58	2021

Most 20+ Yard Completions, Game (Since 1990)

9	vs. St. Louis (6 Grbac, 2 Moon, 1 Morris)	Oct. 22, 2000
9	at Denver (9 Cassel)	Nov. 14, 2010
9	at L.A. Rams (9 Mahomes)	Nov. 19, 2018
8	at Oakland (8 Mahomes)	Sept. 15, 2019
8	at Miami (8 Mahomes)	Dec. 13, 2020
7	at L.A. Raiders (7 Krieg)	Dec. 6, 1992
7	at San Diego (7 Gannon)	Nov. 22, 1998
7	at Oakland (7 Grbac)	Nov. 5, 2000
7	at Arizona (7 Green)	Oct. 21, 2001
7	vs. Indianapolis (7 Green)	Oct. 31, 2004
7	at New York Jets (7 Smith)	Dec. 3, 2017
7	at Cleveland (7 Mahomes)	Nov. 4, 2018
7	at Tampa Bay (7 Mahomes)	Nov. 29, 2020
7	at Los Angeles Chargers (7 Mahomes)	Dec. 16, 2021

Most Net Passing Yards, Season

4,955	2018
4,854	2020
4,791	2021
4,498	2019
4,406	2004

Most Net Passing Yards, Consecutive Seasons

9,645	2020-21 (4,854, 4,791)
9,453	2018-19 (4,955, 4,498)
9,352	2019-20 (4,498, 4,854)
9,059	2017-18 (4,104, 4,955)
8,387	2003-04 (3,981, 4,406)
8,216	2004-05 (4,406, 3,810)

Fewest Passing Yards, Season

1,555	1982 (9 games)
1,660	1979
1,719	1970

Most Gross Passing Yards, Game (All 400+)

504	at Oakland	Nov. 5, 2000
478	at L.A. Rams	Nov. 19, 2018
469	at Denver	Nov. 14, 2010
462	at Tampa Bay	Nov. 29, 2020
446	at Tennessee	Nov. 10, 2019
446	vs. N.Y. Jets	Nov. 1, 2020
443	at Oakland	Sept. 15, 2019
435	vs. Denver	Nov. 1, 1964
433	at Tennessee	Nov. 10, 2019
432	at Dallas	Nov. 20, 1983
422	at Las Vegas	Nov. 14, 2021
412	vs. Denver	Dec. 19, 1965
411	at San Diego	Dec. 11, 1983
410	at Los Angeles Chargers	Dec. 16, 2021
400	at Green Bay	Oct. 12, 2003

Most Net Passing Yards, Game

474	at Oakland	Nov. 5, 2000
456	at Tampa Bay	Nov. 29, 2020
448	at L.A. Rams	Nov. 19, 2018
446	vs. N.Y. Jets	Nov. 1, 2020
433	at Denver	Nov. 14, 2010
433	at Oakland	Sept. 15, 2019
422	at Las Vegas	Nov. 14, 2021
410	at Los Angeles Chargers	Dec. 16, 2021
406	at San Diego	Dec. 11, 1983
400	at Green Bay	Oct. 12, 2003

Fewest Gross Passing Yards, Game

16	vs. Oakland	Oct. 20, 1968
39	vs. Houston	Nov. 15, 1981
42	at Seattle	Sept. 30, 1979



TEAM RECORDS

44	at Denver	Oct. 8, 1961
46	at Tampa Bay	Dec. 16, 1979
Fewest Net Passing Yards, Game		
-22	vs. Oakland	Nov. 8, 1963
15	at Seattle	Sept. 30, 1979
16	vs. Oakland	Oct. 20, 1968
18	at Denver	Oct. 4, 1970
19	at San Diego	Dec. 12, 2010
Most Net Passing Yards, Both Teams, Game		
859	Kansas City (387) vs. Indianapolis (472)	Oct. 31, 2004
827	Kansas City (448) at L.A. Rams (379)	Nov. 19, 2018
798	Kansas City (456) at Tampa Bay (342)	Nov. 29, 2020
782	Kansas City (406) at San Diego (376)	Dec. 11, 1983
764	Kansas City (322) at Pittsburgh (442)	Sept. 16, 2018
748	Kansas City (331) at Oakland (417)	Oct. 19, 2017
732	Kansas City (433) at Denver (299)	Nov. 14, 2010
716	Kansas City (474) at Oakland (242)	Nov. 5, 2000
698	Kansas City (229) at Oakland (469)	Nov. 3, 1968
Fewest Passing Yards, Both Teams, Game		
67	Kansas City (22) at Tampa Bay (45)	Dec. 16, 1979
81	Kansas City (34) vs. Houston (47)	Sept. 10, 1978
Most Individual 100-Yard Receiving Games, Season		
14	2000, 2004	
11	1964, 2018	
9	2017, 2020, 2021	
8	1966, 1983	
7	1987, 2003, 2006, 2007, 2016, 2019	
Most Consecutive Individual 100-Yard Receiving Games, Season		
7	2000	
6	2004, 2020	
4	1964, 2016, 2018, 2021	
3	1966, 1984, 1992, 1994, 2005, 2007, 2010	
2	1961, 1962, 1963, 1965, 1968, 1969, 1980, 1982, 1983, 1985, 1987, 1988, 1989, 1998, 1999, 2001, 2006, 2007, 2008, 2011, 2017 (3 times), 2018, 2019	
Most Consecutive Seasons Leading League, Completion Percentage		
*4	1966-69	
*NFL RECORD		
Highest Completion Percentage, Season		
66.85 (543-363)	2017	
66.85 (546-365)	2016	
66.67 (630-420)	2020	
66.37 (675-448)	2021	
66.04 (583-385)	2018	
Lowest Completion Percentage, Season		
44.36	1961 (399-177)	
48.05	1960 (435-209)	
48.90	1965 (409-200)	
49.33	1986 (521-257)	
50.38	1965 (395-199)	
Most Passing Touchdowns, Season		
50	2018	
40	2020	
37	2021	
32	1964	
31	1966	
30	1963, 2019	
Fewest Passing Touchdowns, Season		
7	1978, 1979	
8	2012	
10	1973, 1982 (9 games)	
11	1974, 1977	
13	1981, 2011	
Most Passing Touchdowns, Game		
6	vs. Denver	Nov. 1, 1964
6	at Pittsburgh	Sept. 16, 2018
6	at Los Angeles Rams	Nov. 19, 2018
5	10 times; Last at Las Vegas	Nov. 14, 2021
Most Passing Touchdowns, Both Teams, Game		
10	Kansas City (6) at L.A. Rams (4)	Nov. 19, 2018
9	Kansas City (4) at Denver (5)	Nov. 14, 2010
9	Kansas City (6) at Pittsburgh (3)	Sept. 16, 2018
8	Kansas City (6) vs. Denver (2)	Nov. 1, 1964
8	Kansas City (4) at San Diego (4)	Dec. 11, 1983
8	Kansas City (3) vs. IND (5)	Oct. 31, 2004
Most Consecutive Games Without Allowing A Sack		
3	1988, 2000	

Most Times Sacked, Season		
57	1980	
55	2007	
53	1975	
Fewest Times Sacked, Season		
19	1994	
21	1978, 1991, 1995, 2003	
22	1990	
Most Times Sacked, Game		
10	vs. Baltimore	Nov. 2, 1980
9	vs. San Diego	Dec. 2, 2007
8	at Pittsburgh	Dec. 5, 1982
8	vs. L.A. Raiders	Dec. 12, 1982
Most Times Sacked, Both Teams, Game		
13	Kansas City (2) vs. Cleveland (11)	Sept. 30, 1984
13	Kansas City (6) vs. Houston (7)	Sept. 21, 1986
Most Passes Had Intercepted, Season		
27	1961	
26	1977	
25	1974	
Fewest Passes Had Intercepted, Season		
5	1990, 2019	
6	2014	
7	2015, 2020	
8	1982 (9 games), 2010, 2016, 2017	
9	2013	
10	1993, 1994, 1997, 2005	
Most Passes Had Intercepted, Game		
7	vs. Pittsburgh	Oct. 13, 1974
6	at Seattle	Nov. 4, 1984
6	vs. L.A. Raiders	Oct. 20, 1985
Most Passes Had Intercepted, Both Teams, Game		
9	Kansas City (3) vs. Miami (6)	Nov. 13, 1966
8	8 times, Last; Kansas City (2) at Oakland (6)	Oct. 23, 2011
Most Seasons Leading League (Average Distance)		
*6	1968, 1971-73, 1979, 1984	
*NFL RECORD		
Most Consecutive Seasons Leading League		
3	1971-73	
Most Punts, Season		
104	1999	
99	1986	
98	1984	
Fewest Punts, Season		
38	1982 (9 games)	
40	2021	
45	2018	
49	2019	
52	2020	
Most Punts, Game		
11	at N.Y. Jets	Sept. 18, 1965
11	vs. Baltimore	Sept. 2, 1979
11	at San Francisco	Nov. 17, 1985
11	at Cleveland	Nov. 19, 1989
11	vs. San Diego	Nov. 13, 1994
11	at Chicago	Dec. 4, 2011
10	vs. Denver	Oct. 6, 1974
10	at Oakland	Oct. 5, 1980
10	at N.Y. Jets	Oct. 2, 1988
10	at San Diego	Nov. 26, 2000
10	at N.Y. Jets	Dec. 30, 2007
10	at Jacksonville	Sept. 8, 2013
Fewest Punts, Game		
0	at L.A. Raiders	Dec. 22, 1991
0	vs. Carolina	Dec. 10, 2000
0	vs. Cincinnati	Oct. 21, 2018
0	at Philadelphia	Oct. 3, 2021
Highest Punting Average Distance, Season		
46.83	2012 (83-3,887)	
46.70	2021 (40-1,768)	
45.89	2011 (89-4,084)	
45.53	1973 (80-3,642)	
45.33	2013 (89-4,034)	
Lowest Punting Average Distance, Season		
36.06	1962 (54-1,947)	
37.83	2002 (64-2,422)	
38.53	1981 (70-2,697)	

TEAM RECORDS

Most Punts Had Blocked, Season

2 1974, 1975, 1985, 1999

Most Punts Had Blocked, Game

2 vs. Denver Oct. 27, 1985

Most Seasons Leading League (Average Return)

6 1960, 1968, 1970, 1979-80, 2003

Most Punt Returns, Season (All 50+)

59 2013

58 1979, 1995, 1999

52 2010

Fewest Punt Returns, Season

15 1982 (9 games)

19 2021

22 2018

24 2004

26 1961, 1963, 2008

Most Punt Returns, Game

9 at Oakland Nov. 15, 2009

8 vs. San Diego Nov. 10, 1974

8 at St. Louis Dec. 19, 2010

7 vs. Oakland Sept. 23, 1979

7 vs. N.Y. Giants Oct. 21, 1979

7 vs. Detroit Sept. 26, 1999

7 at Denver Dec. 5, 1999

7 at Oakland Oct. 21, 2007

7 at Jacksonville Sept. 8, 2013

7 at Washington Dec. 8, 2013

Most Punt Returns, Both Teams, Game

15 Kansas City (6) vs. Baltimore (9) Sept. 2, 1979

Most Punt Return Yards, Season (All 600+)

695 2013

640 1999

612 1979

Fewest Punt Return Yards, Season

126 1972

129 1982 (9 games)

150 1971

Most Punt Return Yards, Game

177 at Washington Dec. 8, 2013

160 vs. San Diego Sept. 13, 2010

141 vs. Oakland Sept. 23, 1979

139 at Denver Dec. 5, 1999

131 vs. Boston Dec. 11, 1960

Highest Punt Return Average, Season

16.42 2003 (33-542)

15.03 1960 (33-496)

14.80 2016 (40-592)

14.53 1980 (40-581)

14.52 1968 (31-450)

Lowest Punt Return Average, Season

4.34 1972 (29-126)

4.69 1971 (32-150)

5.82 2020 (28-163)

6.29 2017 (35-220)

6.50 2008 (26-169)

6.53 2009 (32-209)

Most Punt Return Touchdowns, Season

2 1968, 1979, 1980, 1992, 1999, 2002, 2003, 2013, 2016

1 1960, 1965, 1966, 1987, 1995, 1997, 2006, 2010, 2017, 2018, 2020

Most Punt Return Touchdowns, Game

1 30 times; Last at Miami Dec. 13, 2020

Most Punt Return Touchdowns, Both Teams, Game

*2 Kansas City (1) at Buffalo (1) Sept. 11, 1966

*NFL RECORD

Most Kickoff Returns, Season

80 2008

77 2009

75 2004

70 1987, 2000

68 2005

Fewest Kickoff Returns, Season

25 2020

30 2021

31 1973

34 1982 (9 games)

35 2015

37 1962, 2019

Most Kickoff Returns, Game

11 vs. Buffalo Nov. 23, 2008

10 vs. Oakland Nov. 2, 1967

10 vs. Seattle Sept. 20, 1987

9 vs. Pittsburgh Nov. 10, 1985

Most Kickoff Return Yards, Season

1,820 2004

1,716 2008

1,666 2009

1,591 2005

1,577 2003

Fewest Kickoff Return Yards, Season

646 2020

702 2021

722 1992

723 1982 (9 games)

725 1973

736 1968

Most Kickoff Return Yards, Game

251 at Miami Dec. 12, 1994

245 at San Diego Oct. 15, 1967

236 vs. Pittsburgh Nov. 10, 1985

Highest Kickoff Return Average, Season

*29.91 2013 (44-1,316)

27.64 1961 (53-1,465)

26.59 1969 (41-1,090)

25.84 2020 (25-646)

25.81 1962 (37-955)

*NFL RECORD

Lowest Kickoff Return Average, Season

16.52 1988 (56-925)

17.04 1990 (46-784)

17.20 1983 (54-929)

Most Kickoff Return Touchdowns, Season

2 1987, 1995, 2003, 2004, 2013

1 1961, 1963, 1967, 1969, 1986, 1994, 1996, 1997, 2002, 2005, 2009, 2014, 2016, 2019, 2020

Most Kickoff Return Touchdowns, Game

1 25 times; Last at Denver Oct. 25, 2020

Most Fumbles, Season

42 1980

Fewest Fumbles, Season

7 2002

13 1982 (9 games), 2003

14 2017

15 2010

16 2015

Most Fumbles, Game

*10 vs. Houston Oct. 12, 1969

*NFL RECORD

Most Fumbles, Both Teams, Game

*14 Kansas City (10) vs. Houston (4) Oct. 12, 1969

*NFL RECORD

Most Fumbles Lost, Season

24 1981, 1987

21 1965, 1977

Fewest Fumbles Lost, Season

*2 2002

3 2017

4 1982 (9 games)

6 2003, 2010, 2018

8 1967, 1991, 2008, 2015

*NFL RECORD

Most Fumbles Lost, Game

6 vs. Houston Oct. 12, 1969

Most Turnovers, Season

47 1977

46 1981

41 1965, 1987, 1989

TEAM RECORDS

40	1964
Fewest Turnovers, Season	
11	2017
12	1982 (9 games)
14	2010
15	2002, 2015, 2019
16	2020
17	2014, 2016
Most Turnovers, Game	
9	vs. Buffalo Oct. 17, 1965
9	vs. Pittsburgh Oct. 13, 1974
8	vs. San Diego Sept. 20, 1981
Most Turnovers, Both Teams, Game	
16	Kansas City (7) vs. Houston (9) Oct. 12, 1969

Fewest Penalties, Season	
43	1982 (9 games)
52	1963
56	1964
61	1966
Most Penalties, Season	
*158	1998
137	2018
127	1994
126	1999
122	1993, 1996
*NFL RECORD	
Fewest Penalties, Game	
*0	vs. Buffalo Oct. 2, 1966
0	vs. Oakland Dec. 8, 1974
1	24 times; Last at San Diego Dec. 29, 2013
*NFL RECORD	

Most Penalties, Game	
17	at Seattle Nov. 8, 1998
15	vs. San Diego Sept. 20, 1998
15	at New England Sept. 7, 2017
14	at Atlanta Sept. 18, 1994
14	at Denver Oct. 17, 1994

Fewest Penalties, Both Teams, Game	
1	Kansas City (0) vs. Buffalo (1) Oct. 2, 1966
Most Penalties, Both Teams, Game	
30	Kansas City (17) at Seattle (13) Nov. 8, 1998
27	Kansas City (12) at Oakland (15) Nov. 7, 2010
26	Kansas City (7) vs. San Diego (19) Oct. 16, 1997
26	Kansas City (11) vs. Oakland (15) Dec. 24, 2011
25	Kansas City (11) vs. Denver (14) Sept. 20, 1993
24	Kansas City (13) at L.A. Raiders (11) Oct. 9, 1983
24	Kansas City (12) vs. L.A. Raiders (12) Sept. 16, 1984
24	Kansas City (10) vs. L.A. Raiders (14) Dec. 13, 1987
24	Kansas City (14) at Atlanta (10) Sept. 18, 1994
24	Kansas City (14) at Denver (10) Oct. 17, 1994
24	Kansas City (15) vs. San Diego (9) Sept. 20, 1998
24	Kansas City (10) at Oakland (14) Oct. 23, 2011
24	Kansas City (9) at Denver (15) Nov. 27, 2016
24	Kansas City (12) at Pittsburgh (12) Sept. 16, 2018

Fewest Yards Penalized, Season	
371	1982 (9 games)
515	1974
577	2006
602	2001
604	1964
Most Yards Penalized, Season	
1,304	1998
1,152	2018
Fewest Yards Penalized, Game	
0	vs. Buffalo Oct. 2, 1966
0	vs. Oakland Dec. 8, 1974
1	vs. San Diego Dec. 22, 2002
3	vs. Buffalo Sept. 11, 2011
5	11 times; Last at San Diego Dec. 29, 2013

Most Yards Penalized, Game	
154	vs. Oakland Nov. 1, 1970
152	at Seattle Nov. 8, 1998
141	at San Diego Oct. 25, 1987
Fewest Yards Penalized, Both Teams, Game	
10	Kansas City (10) vs. Boston (0) Nov. 17, 1968
10	Kansas City (0) vs. Oakland (10) Dec. 8, 1974
10	Kansas City (5) at Denver (5) Dec. 7, 2008
Most Yards Penalized, Both Teams, Game	
259	KC (141) at San Diego (118) Oct. 25, 1987
258	KC (126) vs. L.A. Raiders (132) Sept. 16, 1984

* - Playoff Game ** - Super Bowl



TEAM DEFENSIVE RECORDS

Fewest Points Allowed, Season

170	1968
177	1969
184	1982 (9 games)
192	1973
208	1971

Lowest Scoring Average, Season

12.1	1968 (170 in 14 games)
12.6	1969 (177 in 14 games)
13.7	1973 (192 in 14 games)
14.5	1997 (232 in 16 games)
14.9	1971 (208 in 14 games)

Most Points Allowed, Season

440	2008
435	2004
425	2012
424	2009

Highest Scoring Average, Season

27.5	2008 (440 in 16 games)
27.2	2004 (435 in 16 games)
26.9	1976 (376 in 14 games)
26.6	2012 (425 in 16 games)
26.5	2009 (424 in 16 games)

Most Points Allowed, Game

54	vs. Buffalo	Nov. 23, 2008
54	at L.A. Rams	Nov. 19, 2018
51	at Seattle	Nov. 27, 1983 (OT)
50	at Buffalo	Oct. 3, 1976
49	at Oakland	Nov. 5, 2000
49	at Denver	Nov. 14, 2010

Most First-Half Points Allowed, Game

35	at San Diego	Oct. 25, 1987
35	at Denver	Nov. 14, 2010
34	vs. Seattle	Dec. 11, 1977
31	Seven times, last at Pittsburgh	Oct. 15, 2006

Fewest First-Half Points Allowed, Season

74	1969
95	1982 (9 games)
97	1965
101	1973
103	1968

Most First-Quarter Points Allowed, Season

101	1998
95	1976, 2012
93	2009
92	1997
88	1987

Fewest First-Quarter Points Allowed, Season

29	1963, 1969
30	1973
32	1970
33	1965, 1966
37	1984

Most First-Quarter Points Allowed, Game

31	at Buffalo	Sept. 13, 1962
22	at Pittsburgh	Oct. 2, 2016
21	at Denver	Nov. 16, 1986
21	at Denver	Nov. 14, 2010
17	vs. Oakland	Nov. 23, 1967
17	at Denver	Oct. 27, 1996
17	vs. Pittsburgh	Sept. 14, 2003
17	at Denver	Sept. 26, 2005
17	vs. San Diego	Sept. 30, 2012

Most Second-Quarter Points Allowed, Season

152	2004
141	2008
135	1985, 2021
133	1999
131	2018

Fewest Second-Quarter Points Allowed, Season

45	1969
55	1979, 1982 (9 games)
57	1968, 1992
59	1995
64	1965

Most Second-Quarter Points Allowed, Game

28	vs. San Diego	Nov. 15, 1964
28	vs. Oakland	Oct. 16, 1966
28	at Baltimore	Dec. 21, 1980
28	at Seattle	Nov. 4, 1984
28	at Seattle	Sept. 11, 1988
24	at Oakland	Nov. 3, 1968

Most Third-Quarter Points Allowed, Season

106	2008, 2012
103	2001
100	2009
98	1975, 2018
95	2011

Fewest Third-Quarter Points Allowed, Season

22	1971
28	2020
29	1995
31	1982 (9 games)
34	1974
35	1973

Most Third-Quarter Points Allowed, Game

28	at Houston	Oct. 24, 1965
22	at Boston	Nov. 18, 1960
21	Nine times; Last at Baltimore	Sept. 13, 2009

Most Fourth-Quarter Points Allowed, Season

147	2020
139	1961
136	2018
130	1983, 2002
129	2004
127	1976
121	1985

Fewest Fourth-Quarter Points Allowed, Season

27	1968
44	1997
54	2013
56	1973
57	1960, 1962, 1981

Most Fourth-Quarter Points Allowed, Game

24	at New Orleans	Sept. 8, 1985
22	vs. Denver	Nov. 1, 1964
21	13 times; Last at Houston	Oct. 8, 2017

Most Second-Half Points Allowed, Game

38	at Houston	Oct. 24, 1965
37	at Seattle*	Nov. 27, 1983
35	vs. San Diego	Oct. 20, 1963
35	vs. Pittsburgh	Nov. 7, 1976
31	at Miami	Sept. 22, 1985
31	at Miami	Dec. 12, 1994
31	vs. San Diego	Nov. 24, 2013
31	at L.A. Rams	Nov. 19, 2018

*Includes three in OT

Fewest Second-Half Points Allowed, Season

67	1968
89	1982 (9 games)
91	1973, 1997
96	1971
101	1972

Fewest Touchdowns Allowed, Season

18	1968
19	1969
21	1971

Most Touchdowns Allowed, Season

53	2004
51	1976
51	2018
49	2008
48	2009
47	2012

Most Touchdowns Allowed, Game

7	at Los Angeles Rams	Nov. 19, 2018
7	at Buffalo	Oct. 3, 1976
7	at Oakland	Nov. 5, 2000
7	at Denver	Nov. 14, 2010
6	16 times; Last at Pittsburgh	Oct. 2, 2016

Most Shutouts, Season

3	1960
2	1967, 1969

Most Consecutive Shutouts

2	1960	Dec. 4-11, 1960
---	------	-----------------

Most Games Allowed 10 Points or Less, Season

9	1968
---	------

TEAM DEFENSIVE RECORDS

7	1969
6	1973, 1979, 1990, 1995

Most Consecutive Games Allowed 10 Points or Less

5	1968
3	1960, 1968, 1995, 1997, 2021

Largest Opponent Comeback Victories

	Opponent	Deficit	Final	Date
21	vs. Tampa Bay	24-3	27-30 (OT)	Nov. 2, 2008
18	vs. Philadelphia	24-6	31-37	Oct. 2, 2005
18	vs. San Diego	21-3	21-22	Dec. 14, 2008
17	at Houston	17-0	36-38	Oct. 24, 1965
17	vs. L.A. Raiders	17-0	17-24	Oct. 5, 1986
17	at Chicago	17-0	27-28	Nov. 13, 1977
17	at San Diego	34-17	37-38	Nov. 22, 1998
17	vs. Oakland	17-0	38-41 (OT)	Jan. 2, 2000

Fewest First Downs Allowed, Season

170	1982 (9 games)
181	1969
200	1965
204	1964

Most First Downs Allowed, Season

419	2018
367	2002
363	2021
353	2020
352	2017
344	1987, 2008, 2019

Fewest First Downs Allowed, Game

5	vs. Oakland	Dec. 7, 1997
6	at Boston	Sept. 21, 1969
6	vs. Boston	Oct. 11, 1970
6	at Chicago	Dec. 29, 1990
7	10 times; Last at Washington	Oct. 18, 2009

Most First Downs Allowed, Game

35	vs. San Diego	Oct. 19, 1986
35	vs. Houston	Oct. 13, 2019
34	at Denver	Nov. 18, 1974
34	at Cleveland	Oct. 30, 1977

Fewest Rushing First Downs Allowed, Season

52	1968
53	1969
67	1965

Most Rushing First Downs Allowed, Season

169	1977
162	1988
149	1975

Fewest Rushing First Downs Allowed, Game

*0	vs. Houston	Dec. 4, 1960
0	vs. Buffalo	Dec. 3, 1967
0	at Denver	Oct. 3, 1971
0	at Oakland	Dec. 3, 1995
0	vs. Oakland	Dec. 7, 1997
0	vs. St. Louis	Dec. 8, 2002
0	vs. N.Y. Jets	Sept. 11, 2005
1	20 times; Last vs. Dallas	Nov. 21, 2021

*NFL RECORD

Most Rushing First Downs Allowed, Game

21	vs. Pittsburgh	Nov. 7, 1976
20	at Oakland	Dec. 28, 2002
19	at Cleveland	Oct. 30, 1977

Fewest Passing First Downs Allowed, Season

92	1982 (9 games)
95	1973
111	1969, 1970

Most Passing First Downs Allowed, Season

247	2018
227	2002
209	2016, 2021
204	2017
202	2000

Fewest Passing First Downs Allowed, Game

*0	at Houston	Oct. 9, 1988
----	------------	--------------

0	vs. San Diego	Sept. 20, 1998
2	8 times; Last at Denver	Jan. 1, 2012

*NFL RECORD

Most Passing First Downs Allowed, Game

25	at Denver	Nov. 18, 1974
25	at Denver	Nov. 14, 2010
25	at Pittsburgh	Sept. 16, 2018
23	at Oakland	Oct. 19, 2017
23	at L.A. Chargers	Sept. 9, 2018
22	at Cincinnati	Dec. 6, 1987
22	vs. Philadelphia	Oct. 2, 2005

Fewest Penalty First Downs Allowed, Season

9	1982 (9 games)
11	1964
13	1980

Most Penalty First Downs Allowed, Season

56	1998
43	2018
40	2004
39	2019
38	2020
36	1993, 2017

Most Penalty First Downs Allowed, Game

7	2 times; Last N.Y. Jets	Dec. 11, 2011
6	13 times; Last at Cincinnati	Jan. 2, 2022

Fewest Yards Allowed, Season

2,733	1982 (9 games)
3,163	1969
3,575	1973
3,667	1970
3,749	1965

Most Yards Allowed, Season

6,488	2018
6,291	2008
6,272	2021
6,248	2002
6,211	2009
6,037	2004

Fewest Yards Allowed, Game

89	vs. Seattle	Dec. 24, 1995
91	vs. Houston	Oct. 12, 1969
93	vs. Oakland	Dec. 7, 1997
100	at Boston	Sept. 21, 1969
105	vs. Boston	Dec. 14, 1963
105	vs. Boston	Oct. 11, 1970

Most Yards Allowed, Game

563	vs. Houston	Dec. 16, 1990
542	at N.Y. Jets	Oct. 2, 1988 (OT)
542	at Tennessee	Dec. 13, 2004
541	at L.A. Chargers	Sept. 9, 2018
539	at Oakland	Nov. 3, 1968
539	vs. Oakland	Oct. 3, 1977
535	vs. Denver	Dec. 1, 2013

Fewest Plays Allowed, Season

556	1982 (9 games)
808	1969
813	1971

Most Plays Allowed, Season

1,159	1984
1,126	1985
1,109	2018
1,102	1981

Fewest Plays Allowed, Game

39	vs. Houston	Oct. 22, 1967
39	vs. Oakland	Dec. 7, 1997
40	vs. Cincinnati	Oct. 13, 1968
40	at Boston	Sept. 21, 1969

Most Plays Allowed, Game

97	at N.Y. Jets	Oct. 2, 1988 (OT)
95	vs. San Diego	Oct. 19, 1986
91	vs. Chicago	Nov. 8, 1981

Fewest Rushing Attempts Allowed, Season

279	1982 (9 games)
-----	----------------

TEAM DEFENSIVE RECORDS

316 1969
343 1967

Most Rushing Attempts Allowed, Season

634 1977
609 1988
601 1978

Fewest Rushing Attempts Allowed, Game

9 at Oakland Dec. 5, 2004
11 at New Orleans Sept. 4, 1994
11 at Oakland Dec. 3, 1995
11 vs. Oakland Dec. 10, 2017
12 at N.Y. Jets Nov. 27, 1966
12 at Seattle Nov. 28, 2010
12 vs. Las Vegas Dec. 12, 2021

Most Rushing Attempts Allowed, Game

65 at Buffalo Oct. 29, 1973
62 at Tampa Bay Dec. 16, 1979
61 at Oakland Dec. 8, 1973
61 vs. Chicago Nov. 8, 1981

Fewest Rushing Yards Allowed, Season

980 1960
1,066 1982 (9 games)
1,091 1969

Fewest Rushing Yards Per Game Allowed, Season

70.0 1960 (980 in 14 games)
77.9 1969 (1,091 in 14 games)
82.9 1995 (1,327 in 16 games)

Most Rushing Yards Allowed, Season

2,971 1977
2,861 1976
2,712 1975

Most Rushing Yards Per Game Allowed, Season

211.8 1977 (2,971 in 14 games)
204.4 1976 (2,861 in 14 games)
193.7 1975 (2,712 in 14 games)

Fewest Rushing Yards Allowed, Game

-27 vs. Houston Dec. 4, 1960
3 at San Diego Nov. 19, 1961
8 at Oakland Dec. 3, 1995

Most Rushing Yards Allowed, Game

351 vs. Cleveland Dec. 20, 2009
332 vs. Tennessee Oct. 19, 2008
330 vs. Pittsburgh Nov. 7, 1976
322 at Cleveland Oct. 30, 1977
300 vs. Oakland Sept. 14, 2008

Fewest Individual 100-Yard Games Allowed, Season

0 1960, 1969, 1971, 1981, 1995

Most Individual 100-Yard Games Allowed, Season

9 2003
8 1976, 1977, 2007

Fewest Rushing Touchdowns Allowed, Season

4 1968
5 2016
6 1969, 1971
7 1982 (9 games), 1995, 2013, 2015

Most Rushing Touchdowns Allowed, Season

25 2008
24 1975, 1976
23 1977, 1988

Most Rushing Touchdowns Allowed, Game

5 vs. Pittsburgh Nov. 7, 1976
5 at Denver Dec. 7, 2003
4 8 times; Last vs Cleveland Sept. 12, 2021

Fewest Pass Attempts Allowed, Season

262 1982 (9 games)
324 1973
325 1975
333 1977

Most Pass Attempts Allowed, Season

632 2018
616 2002
610 2021
607 2015
598 2016

Fewest Pass Attempts Allowed, Game

8 vs. Denver Nov. 13, 2011
9 at N.Y. Jets Nov. 7, 1971
9 vs. Oakland Dec. 8, 1974
10 vs. L.A. Raiders Sept. 16, 1973
10 at San Diego Dec. 18, 1988

Most Pass Attempts Allowed, Game

65 vs. San Diego Oct. 19, 1986
61 vs. Seattle Sept. 29, 1985
61 vs. Jacksonville Oct. 7, 2018
60 at Oakland Oct. 5, 1980
60 at Pittsburgh Sept. 16, 2018

Fewest Pass Completions Allowed, Season

155 1982 (9 games)
157 1973
175 1977
186 1972, 1975
195 1970

Most Pass Completions Allowed, Season

406 2018
403 2002
401 2021
352 2019
350 2016

Fewest Pass Completions Allowed, Game

1 vs. San Diego Sept. 20, 1998
2 vs. Denver Nov. 13, 2011
3 vs. Houston Oct. 22, 1967
3 at N.Y. Jets Nov. 7, 1971
3 vs. Oakland Dec. 8, 1974
4 at San Diego Nov. 2, 1986
4 at Houston Oct. 9, 1988

Most Pass Completions Allowed, Game

39 at New England Sept. 22, 2002
39 at Pittsburgh Sept. 16, 2018
37 vs. San Diego Dec. 22, 1985
37 vs. San Diego Oct. 19, 1986
37 vs. New Orleans Oct. 23, 2016
35 vs. Oakland Oct. 27, 2002
34 vs. L.A. Raiders Sept. 12, 1985
34 vs. San Diego Dec. 14, 2008
34 at L.A. Chargers Sept. 9, 2018

Fewest Net Passing Yards Allowed, Season

1,619 1973
1,667 1982 (9 games)
1,942 1973
2,010 1970

Most Net Passing Yards Allowed, Season

4,374 2018
4,273 2021
4,203 2004
4,181 2002
3,962 2013
3,958 2016

Fewest Net Passing Yards Allowed, Game

-19 vs. San Diego Sept. 20, 1998
9 vs. N.Y. Jets Nov. 7, 1971
12 vs. Oakland Dec. 8, 1974

Most Net Passing Yards Allowed, Game

505 vs. Houston Dec. 16, 1990
472 vs. Indianapolis Oct. 31, 2004
469 at Oakland Nov. 3, 1968

Fewest Individual 300-Yard Games Allowed, Season

0 1962, 1970, 1971, 1972, 1973, 1974, 1977, 1978, 1988, 2000

Most Individual 300-Yard Games Allowed, Season

8 2002

Fewest Passing Touchdowns Allowed, Season

10 1969
11 1971, 1973
12 1982 (9 games), 1988

Most Passing Touchdowns Allowed, Season

32 2004
30 2018
29 2012, 2020
27 2002, 2021
25 1964, 1976, 1980, 1987, 2000, 2005, 2009, 2013, 2015

Most Passing Touchdowns Allowed, Game

TEAM DEFENSIVE RECORDS

5	vs. Indianapolis	Oct. 31, 2004
5	at Denver	Nov. 14, 2010
5	vs. Denver	Dec. 1, 2013
5	at Green Bay	Sept. 28, 2015
5	at Pittsburgh	Oct. 2, 2016
4	19 times; Last at Cincinnati	Jan. 2, 2022

Most Seasons Leading League

4	1960, 1965, 1969, 1990
---	------------------------

Most Sacks, Season

60.0	1990
54.0	1997
52.0	2018
51.0	2000
50.0	1984, 1992

Fewest Sacks, Season

*10.0	2008
15.0	1982 (9 games)
22.0	1976, 2009
23.0	1988

*NFL RECORD

Most Sacks, Game

11.0	vs. Cleveland	Sept. 30, 1984
10.0	vs. Oakland	Sept. 6, 1998
9.0	at Buffalo	Nov. 2, 1969
9.0	vs. Seattle	Nov. 11, 1990
9.0	vs. Oakland	Oct. 13, 2013
9.0	at Denver	Oct. 17, 2019

Most Opponents Yards Lost Attempting to Pass, Season

439	1968
-----	------

Fewest Opponents Yards Lost Attempting to Pass, Season

62	2008
120	1982 (9 games)
137	2009

Most Consecutive Seasons Leading League

5	1966-70
---	---------

Most Passes Intercepted By, Season

37	1968
33	1966
32	1960, 1962, 1969

Fewest Passes Intercepted By, Season

7	2012
11	1987
12	1982 (9 games), 1994

Most Passes Intercepted By, Game

7	at San Diego	Dec. 8, 1968
6	8 times; Last vs. New York Jets	Sept. 25, 2016

Most Consecutive Games, One or More Interceptions By

23	1967-69
18	1966-67
16	1982-83

Most Yards Returning Interceptions, Season

596	1969
578	1967
567	1986

Fewest Yards Returning Interceptions, Season

119	2012
124	2006
140	1987
141	2019

Most Yards Returning Interceptions, Game

188	vs. N.Y. Titans	Dec. 17, 1961
162	at Oakland	Dec. 6, 2015
142	vs. L.A. Raiders	Oct. 28, 1991
136	vs. Seattle	Dec. 11, 1977

Most Touchdowns Returning Interceptions, Season

6	1992
5	1972, 1974, 1999, 2013
4	1960, 1967, 1986, 1997, 2015, 2016

Most Touchdowns Returning Interceptions, Game

2	vs. N.Y. Titans	Dec. 17, 1961
2	at Denver	Oct. 1, 1972
2	at Denver	Dec. 19, 1982
2	vs. San Diego	Oct. 19, 1986
2	vs. Denver	Dec. 27, 1992
2	at Baltimore	Oct. 21, 1999

2	at Denver	Jan. 3, 2010
2	at Oakland	Oct. 23, 2011

Most Touchdowns Returning Interceptions, Both Teams, Game

*4	Kansas City (0) at Seattle (4)	Nov. 4, 1984
3	Kansas City (2) vs. San Diego (1)	Oct. 19, 1986

*NFL RECORD

Most Yards, Interception Returns Opponents, Season

688	1984
-----	------

Most Yards Interception Returns, Opponent, Game

*325	at Seattle	Nov. 4, 1984
------	------------	--------------

*NFL RECORD

Most Touchdowns Returning Interceptions Opponents, Season

7	1984
---	------

Most Touchdowns Returning Interceptions Opponent, Game

*4	at Seattle	Nov. 4, 1984
----	------------	--------------

*NFL RECORD

Most Opponents Punts, Season

102	1995
98	1999
94	1969

Fewest Opponents Punts, Season

38	1982 (9 games)
50	2008
52	2018, 2021
55	1962

Lowest Opponents Average Distance, Season

37.0	1986, 1990
38.6	1982 (9 games)
38.9	1981

Highest Opponents Average Distance, Season

48.1	2021
47.6	2011
46.8	2012
46.6	2013
46.4	2020

Most Opponents Punts Blocked, Season

6	1990
4	1986
3	1963, 1982
2	1966, 1979, 1980, 1989, 1997, 2001, 2002, 2006

Most Opponents Punts Blocked, Game

3	vs. Denver	Dec. 8, 1963
2	at Seattle	Sept. 30, 1979
2	vs. Cleveland	Sept. 30, 1990

Fewest Opponents Punt Returns, Season

15	2020
17	2018, 2021
19	2019
20	1961
22	1982
23	2005

Most Opponents Punt Returns, Season

60	1984
55	1974, 1976
54	1983

Most Opponents Punt Returns, Game

9	at Cincinnati	Nov. 24, 1974
---	---------------	---------------

Fewest Punt Return Yards Allowed, Season

84	2021
89	2019
97	2018
119	2020
157	1960, 2016
164	2017

Most Punt Return Yards Allowed, Season

702	1977
634	1974
572	1986

Most Punt Return Yards Allowed, Game

TEAM DEFENSIVE RECORDS

170 at San Diego Sept. 26, 1965

Lowest Punt Return Average Allowed, Season

4.68 2019 (19-89)
 4.94 2021 (17-84)
 5.23 2016 (30-157)
 5.71 2018 (17-97)
 5.81 1960 (27-157)
 6.37 1981 (46-293)
 6.43 1979 (49-315)
 6.47 2013 (38-246)

Highest Punt Returns Average Allowed, Season

15.36 1982 (22-338) (9 games)
 14.93 1965 (29-433)
 14.04 1977 (50-702)

Most Punt Returns Touchdowns Allowed, Season

2 1982, 1990, 2004, 2012

Fewest Opponents Kickoff Returns, Season

25 2011, 2017
 27 2012
 34 2021
 35 2016
 36 2018
 37 2019

Most Opponents Kickoff Returns, Season

88 2002
 87 2003
 85 2004
 84 1966

Fewest Kickoff Return Yards Allowed, Season

486 2017
 549 2020
 605 2011
 658 2021
 690 2012
 725 2019
 794 1982 (9 games)

Most Kickoff Return Yards Allowed, Season

2,053 2005
 2,045 1966
 2,043 2003
 1,908 2004
 1,880 2002

Most Kickoff Return Yards Allowed, Game

289 at Denver Sept. 7, 1963
 278 vs. Cleveland Dec. 20, 2009

Lowest Kickoff Return Average Allowed, Season

17.17 1990 (81-1,391)
 18.00 1986 (71-1,278)
 18.57 2017 (23-427)
 18.80 1992 (64-1,203)

Highest Kickoff Return Average Allowed, Season

25.78 1973 (40-1,031)
 25.56 2012 (27-690)
 25.37 1974 (54-1,370)

Most Kickoff Return Touchdowns Allowed, Season

2 1988

2 1989

2 2009

Most Blocked Field Goals, Season

6 1960
 5 1966
 4 1962, 1965, 1973
 3 1963, 1967, 1996
 2 1982 (9 games), 1986, 1992, 1993, 2003

Most Blocked Field Goals, Game

3 at San Diego Oct. 15, 1967
 2 vs. Buffalo Dec. 18, 1960
 2 at Oakland Nov. 3, 1963
 2 at Oakland Sept. 18, 1966
 2 at San Diego Oct. 15, 1967
 2 at Green Bay Oct. 4, 1973
 2 at San Diego Oct. 17, 1993
 2 at San Diego Nov. 30, 2003

Fewest Opponents Fumbles, Season

16 1971, 2020
 18 1984, 2011
 19 2000, 2012, 2015, 2017

Fewest Opponents Fumbles Recovered, Season

6 2011, 2012, 2020
 7 1971, 2015, 2019
 8 1966, 2004, 2007
 9 2010
 10 1982 (9 games), 1996, 2017

Most Opponents Fumbles, Season

42 1981
 40 1975
 39 1977

Most Opponents Fumbles Recovered, Season

26 1994
 25 1990
 23 1977

Fewest Opponents Turnovers, Season

13 2012
 21 2004
 22 1982 (9 games), 2007, 2020
 23 2010, 2019
 26 2001, 2011, 2017

Most Opponents Turnovers, Season

51 1983
 49 1962, 1968, 1986

Most Opponents Turnovers, Game

9 vs. Houston Oct. 28, 1962
 9 vs. Houston Oct. 12, 1969
 9 vs. St. Louis Oct. 2, 1983

Best Turnover Ratio, Season

26 1990 (45 takes/19 gives)
 22 1968 (49 takes/27 gives)
 21 1999 (45 takes/21 gives)
 18 1962 (49 takes/31 gives)
 18 1992 (39 takes/21 gives)
 18 2013 (36 takes/18 gives)

Worst Turnover Ratio, Season

-24 2012 (13 takes/37 gives)
 -13 1987 (28 takes/41 gives)
 -11 2007 (22 takes/33 gives)
 -8 1965 (33 takes/41 gives)
 -8 1989 (33 takes/41 gives)

OPPONENT RECORDS

Pass Attempts (All 50+)

61	Blake Bortles, Jacksonville	Oct. 7, 2018
60	Ben Roethlisberger, Pittsburgh	Sept. 16, 2018
58	Mark Hermann, San Diego	Dec. 22, 1985
56	Kyle Orton, Denver	Jan. 3, 2010
55	Rich Gannon, Oakland	Oct. 27, 2002
54	Steve DeBerg, Tampa Bay	Oct. 28, 1984
54	Tom Brady, New England	Sept. 22, 2002
52	Jim Plunkett, Oakland	Oct. 5, 1980
52	Derek Carr, Oakland	Oct. 19, 2017
52	Philip Rivers, L.A. Chargers	Nov. 18, 2019
51	Philip Rivers, L.A. Chargers	Sept. 9, 2018
50	Brian Griese, Denver	Oct. 20, 2002

Pass Completions (All 30+)

39	Tom Brady, New England	Sept. 22, 2002
39	Ben Roethlisberger, Pittsburgh	Sept. 16, 2018
37	Mark Hermann, San Diego	Dec. 22, 1985
37	Drew Brees, New Orleans	Oct. 23, 2016
35	Rich Gannon, Oakland	Oct. 27, 2002
34	Jim Plunkett, Oakland	Sept. 12, 1985
34	Philip Rivers, San Diego	Dec. 14, 2008
34	Philip Rivers, L.A. Chargers	Sept. 9, 2018
33	Drew Bledsoe, New England	Dec. 4, 2000
33	Donovan McNabb, Philadelphia	Oct. 2, 2005
33	Blake Bortles, Jacksonville	Oct. 7, 2018
33	Derek Carr, Las Vegas	Dec. 12, 2021
32	Jay Cutler, Denver	Dec. 7, 2008
32	Ben Roethlisberger, Pittsburgh	Nov. 22, 2009
32	Kyle Orton, Denver	Jan. 3, 2010
32	Jalen Hurts, Philadelphia	Oct. 3, 2021
31	Jim Zorn, Seattle	Sept. 27, 1981
31	Rich Gannon, Oakland	Sept. 9, 2001
31	Marc Bulger, St. Louis	Nov. 5, 2006
31	Jeff Garcia, Tampa Bay	Nov. 2, 2008
31	Derek Carr, Oakland	Dec. 6, 2015
31	Jared Goff, L.A. Rams	Nov. 19, 2018
31	Philip Rivers, L.A. Chargers	Dec. 29, 2019
30	Dan Fouts, San Diego	Oct. 14, 1984
30	Tony Romo, Dallas	Sept. 15, 2013
30	Deshawn Watson, Houston	Oct. 13, 2019
30	Joe Burrow, Cincinnati	Jan. 2, 2022

Passing Yards (All 400+)

527	Warren Moon, Houston	Dec. 16, 1990
472	Peyton Manning, Indianapolis	Oct. 31, 2004
452	Ben Roethlisberger, Pittsburgh	Sept. 16, 2018
446	Joe Burrow, Cincinnati	Jan. 2, 2022
445	Charley Johnson, Denver	Nov. 18, 1974
431	Kyle Orton, Denver	Jan. 3, 2010
430	Blake Bortles, Jacksonville	Oct. 7, 2018
426	Billy Volek, Tennessee	Dec. 13, 2004
424	Philip Rivers, L.A. Chargers	Sept. 9, 2018
417	Derek Carr, Oakland	Oct. 19, 2017
413	Pete Beathard, Houston	Sept. 9, 1968
413	Jared Goff, L.A. Rams	Nov. 19, 2018
410	Tom Brady, New England	Sept. 22, 2002
403	Peyton Manning, Denver	Dec. 1, 2013
400	John Elway, Denver	Dec. 6, 1998

Touchdown Passes

5	George Blanda, Houston	Oct. 24, 1965
5	Peyton Manning, Indianapolis	Oct. 31, 2004
5	Peyton Manning, Denver	Dec. 1, 2013
5	Aaron Rodgers, Green Bay	Sept. 28, 2015
5	Ben Roethlisberger, Pittsburgh	Oct. 2, 2016
5	Deshawn Watson, Houston	Oct. 8, 2017

Interceptions Thrown

6	John Hadl, San Diego	Dec. 8, 1968
6	Ryan Fitzpatrick, N.Y. Jets	Sept. 25, 2016
5	George Blanda, Houston	Oct. 28, 1962
5	John Hadl, San Diego	Dec. 16, 1962
5	Babe Parilli, Boston	Dec. 14, 1963
5	George Blanda, Houston	Oct. 4, 1964
5	Pete Beathard, Houston	Oct. 12, 1969
5	Marty Domres, San Diego	Nov. 9, 1969
5	Alan Pastrana, Denver	Dec. 6, 1970
5	James Harris, San Diego	Nov. 26, 1978
5	Jim Plunkett, Oakland	Oct. 5, 1980
5	Jim Zorn, Seattle	Nov. 9, 1980
5	Dave Krieg, Seattle	Dec. 9, 1984
5	John Elway, Denver	Dec. 14, 1985

Long Pass (All 80+)

90	N. Johnson to R. Upchurch, Denver	Sept. 21, 1975
89	J. Kemp to E. Dubenion, Buffalo	Oct. 13, 1963
87	S. McNair to M. Clayton, Baltimore	Dec. 10, 2006
87	M. Hasselbeck to B. Obomanu, SEA	Nov. 28, 2010
82	J. Lee to A. Denson, Denver	Nov. 1, 1964
82	D. Lamonica to F. Biletnikoff, Oakland	Nov. 3, 1968
82	B. Griese to S. Sharpe, Denver	Oct. 20, 2002
80	J. Lee to B. Groman	Oct. 22, 1961
80	S. Wyche to B. Trumpy	Sept. 28, 1969

Pass Receptions

16	Troy Brown, New England	Sept. 22, 2002
14	Kellen Winslow, San Diego	Dec. 11, 1983
14	Jabar Gaffney, Denver	Jan. 3, 2010
13	Joe Washington, Baltimore	Sept. 2, 1979
13	Terrance Mathis, Atlanta	Sept. 18, 1994
13	Tim Brown, Oakland	Oct. 27, 2002
13	Steven Jackson, St. Louis	Nov. 5, 2006
13	Hunter Renfrow, Las Vegas	Dec. 12, 2021

Receiving Yards (All 200+)

266	Ja'Marr Chase, Cincinnati	Jan. 2, 2022
250	Miles Austin, Dallas	Oct. 11, 2009
245	Haywood Jeffires, Houston	Dec. 16, 1990
233	Drew Bennett, Tennessee	Dec. 13, 2004
232	Lance Alworth, San Diego	Oct. 20, 1963
214	Shannon Sharpe, Denver	Oct. 20, 2002
213	Jabar Gaffney, Denver	Jan. 3, 2010
210	Amari Cooper, Oakland	Oct. 19, 2017
203	Don Maynard, N.Y. Jets	Sept. 15, 1968

Touchdown Receptions

4	Eric Decker, Denver	Dec. 1, 2013
3	Bob Chandler, Buffalo	Oct. 3, 1976
3	Kellen Winslow, San Diego	Dec. 11, 1983
3	Shannon Sharpe, Denver	Dec. 12, 1993
3	Drew Bennett, Tennessee	Dec. 13, 2004
3	Antonio Gates, San Diego	Oct. 30, 2005
3	Randall Cobb, Green Bay	Sept. 28, 2015
3	DeAndre Hopkins, Houston	Oct. 8, 2017
3	Ja'Marr Chase, Cincinnati	Jan. 2, 2022

Rushing Attempts

39	O.J. Simpson, Buffalo	Oct. 29, 1973
39	Ricky Bell, Tampa Bay	Dec. 16, 1979
39	Marion Butts, San Diego	Dec. 17, 1989

Rushing Yards (All 200+)

286	Jerome Harrison, Cleveland	Dec. 20, 2009
220	Tiki Barber, N.Y. Giants	Dec. 17, 2005
218	Clinton Portis, Denver	Dec. 7, 2003
217	Gary Anderson, San Diego	Dec. 18, 1988
214	Greg Pruitt, Cleveland	Dec. 14, 1975
207	Curt Warner, Seattle	Nov. 27, 1983 (OT)

Rushing Touchdowns

5	Clinton Portis, Denver	Dec. 7, 2003
3	Jon Keyworth, Denver	Nov. 18, 1974
3	Greg Pruitt, Cleveland	Dec. 14, 1975
3	Pete Banaszak, Oakland	Dec. 21, 1975
3	Walter Payton, Chicago	Nov. 13, 1977
3	Curt Warner, Seattle	Nov. 27, 1983 (OT)
3	Marcus Allen, L.A. Raiders	Nov. 25, 1990
3	Rodney Hampton, N.Y. Giants	Dec. 19, 1992
3	Terrell Davis, Denver	Dec. 6, 1998
3	Curtis Martin, N.Y. Jets	Nov. 11, 2001
3	Clinton Portis, Denver	Dec. 15, 2002
3	Onterio Smith, Minnesota	Dec. 20, 2003
3	Michael Pittman, Tampa Bay	Nov. 7, 2004
3	Michael Turner, Atlanta	Sept. 21, 2008
3	LenDale White, Tennessee	Oct. 19, 2008
3	Jerome Harrison, Cleveland	Dec. 20, 2009
3	Jeremy Hill, Cincinnati	Oct. 4, 2015
3	Mike Gillislee, New England	Sept. 7, 2017
3	Mark Ingram, Baltimore	Sept. 22, 2019

Long Run (All 80+)

87	Paul Lowe, San Diego	Sept. 10, 1961
85	LaDainian Tomlinson, San Diego	Dec. 17, 2006
80	LenDale White, Tennessee	Oct. 19, 2008

Total Touchdowns

5	Clinton Portis, Denver	Dec. 7, 2003
4	Clinton Portis, Denver	Dec. 15, 2002
4	Eric Decker, Denver	Dec. 1, 2013



OPPONENT RECORDS

Interceptions Made

4	Deltha O'Neal, Denver	Oct. 7, 2001
3	David Fulcher, Cincinnati	Oct. 1, 1989

Long Interception Return (All 100+)

102	Marcus Coleman, Houston	Sept. 26, 2004
101	Tony Greene, Buffalo	Oct. 3, 1976
100	Speedy Duncan, San Diego	Oct. 15, 1967

Long Punt Return

95	Johnny Bailey, Chicago	Dec. 29, 1990
----	------------------------	---------------

Long Kickoff Return (All 100+)

103	Joshua Cribbs, Cleveland	Dec. 20, 2009
100	Nemiah Wilson, Denver	Oct. 8, 1966
100	Joshua Cribbs, Cleveland	Dec. 20, 2009

Long Punt (All 80+)

83	Chris Norman, Denver	Sept. 23, 1984
82	Paul Maguire, San Diego	Nov. 5, 1961

Long Field Goal (All 55+)

59	Matt Bryant, Atlanta	Dec. 4, 2016
57	Sebastian Janikowski, Oakland	Dec. 16, 2012
56	Sebastian Janikowski, Oakland	Sept. 14, 2008
56	Matt Prater, Denver	Sept. 28, 2008
55	John Kasay, Seattle	Jan. 2, 1994
55	Kris Brown, Pittsburgh	Oct. 14, 2001
55	Sebastian Janikowski, Oakland	Nov. 25, 2007
55	Nate Kaeding, San Diego	Nov. 29, 2009

Times Sacked (All 10.0+)

11	Paul McDonald, Cleveland	Sept. 30, 1984
10	Jeff George, Oakland	Sept. 6, 1998

Touchdowns On Interception Returns

2	Dave Brown, Seattle	Nov. 4, 1984
---	---------------------	--------------

Fumbles

6	Dave Krieg, Seattle	Nov. 5, 1989
---	---------------------	--------------

CHIEFS INDIVIDUAL PLAYOFF RECORDS

Most Games Played, Career

15	Travis Kelce	2013-21
15	Daniel Sorensen	2014-21
15	James Winchester	2011-21
13	Tyreek Hill	2016-21
13	Demarcus Robinson	2016-21
13	Anthony Sherman	2013-20
12	Chris Jones	2016-21
12	Harrison Butker	2017-21
12	Dustin Colquitt	2005-19
11	Patrick Mahomes	2017-21
11	Anthony Hitchens	2018-21
11	Ben Niemann	2018-21
11	Derrick Nnadi	2018-21
11	Charvarius Ward	2018-21
11	Eric Fisher	2013-20
10	John Alt	1984-96
10	Tim Grunhard	1990-00
10	Dave Szott	1990-00
10	Derrick Thomas	1989-99

Most Points, Career

89	Harrison Butker (12 games - 15 FGs, 44 PATs)	2017-21
72	Travis Kelce (15 games - 12 TDs)	2013-21
60	Damien Williams (5 games - 10 TDs)	2018-19
37	Nick Lowery (8 games - 8 FGs, 13 PATs)	1980-93
36	Tyreek Hill (13 games - 6 TDs)	2016-21
35	Jan Stenerud (5 games - 9 FGs, 8 PATs)	1967-79
30	Patrick Mahomes (11 games - 5 TDs)	2017-21
24	Cairo Santos (3 games - 6 FGs, 6 PATs)	2014-16

Most Points, Game

18	Damien Williams vs. New England	Jan. 20, 2019
18	Damien Williams vs. Houston	Jan. 12, 2020
18	Travis Kelce vs. Houston	Jan. 12, 2020
14	Ryan Succop at Indianapolis	Jan. 4, 2014
12	Abner Haynes vs. Houston	Dec. 23, 1962
12	Mike Garrett at Buffalo	Jan. 1, 1967
12	Ed Podolak vs. Miami	Dec. 25, 1971
12	Dante Hall vs. Indianapolis	Jan. 11, 2004
12	Priest Holmes vs. Indianapolis	Jan. 11, 2004
12	Knile Davis at Indianapolis	Jan. 4, 2014
12	Cairo Santos at Houston	Jan. 9, 2016
12	Damien Williams vs. San Francisco	Feb. 2, 2020
12	Travis Kelce vs. Buffalo	Jan. 24, 2021
12	Byron Pringle vs. Pittsburgh	Jan. 16, 2022
12	Harrison Butker vs. Buffalo	Jan. 23, 2022

Most Touchdowns, Career

12	Travis Kelce (15 games)	2013-21
10	Damien Williams (5 games)	2018-19
6	Tyreek Hill (13 games)	2016-21
5	Patrick Mahomes (11 games)	2017-21
3	Marcus Allen (6 games)	1993-97
3	Mike Garrett (6 games)	1966-70
3	Knile Davis (3 games)	2013-16
3	Byron Pringle (9 games)	2018-21
3	Mecole Hardman (9 games)	2019-21

Most Touchdowns, Game

3	Damien Williams vs. New England	Jan. 20, 2019
3	Damien Williams vs. Houston	Jan. 12, 2020
3	Travis Kelce vs. Houston	Jan. 12, 2020
2	Abner Haynes vs. Houston	Dec. 23, 1962
2	Mike Garrett at Buffalo	Jan. 1, 1967
2	Ed Podolak vs. Miami	Dec. 25, 1971
2	Dante Hall vs. Indianapolis	Jan. 11, 2004
2	Priest Holmes vs. Indianapolis	Jan. 11, 2004
2	Knile Davis at Indianapolis	Jan. 4, 2014
2	Damien Williams vs. San Francisco	Feb. 2, 2020
2	Travis Kelce vs. Buffalo	Jan. 24, 2021
2	Byron Pringle vs. Pittsburgh	Jan. 16, 2022

Most Points After Touchdown, Career

44	Harrison Butker (12 games - 47 Att.)	2017-21
13	Nick Lowery (8 games - 14 Att.)	1980-93
8	Jan Stenerud (5 games - 8 Att.)	1967-79
6	Ryan Succop (2 games - 6 Att.)	2009-13
6	Cairo Santos (3 games - 6 Att.)	2014-17
5	Mike Mercer (2 games - 5 Att.)	1966

Most Points After Touchdown, Game

6	Harrison Butker vs. Houston (7 Att.)	Jan. 12, 2020
6	Harrison Butker vs. Pittsburgh (6 Att.)	Jan. 16, 2022
5	Ryan Succop at Indianapolis (5 Att.)	Jan. 4, 2014
5	Harrison Butker vs. Tennessee (5 Att.)	Jan. 19, 2020
5	Harrison Butker vs. Buffalo (5 Att.)	Jan. 24, 2021
4	Mike Mercer at Buffalo (4 Att.)	Jan. 1, 1967
4	Nick Lowery at Houston (4 Att.)	Jan. 16, 1994
4	Morten Andersen vs. IND (4 Att.)	Jan. 11, 2004
4	Harrison Butker vs. IND (4 Att.)	Jan. 12, 2019
4	Harrison Butker vs. NE (4 Att.)	Jan. 20, 2019
4	Harrison Butker vs. SF (4 Att.)	Feb. 2, 2020

Most Points After Touchdown, No Misses, Career

8	Jan Stenerud (5 games)	1967-79
---	------------------------	---------

Most Field Goals Attempted, Career

18	Harrison Butker (12 games)	2017-21
17	Jan Stenerud (5 games)	1967-79
12	Nick Lowery (8 games)	1980-93

Most Field Goals Attempted, Game

5	Jan Stenerud vs. N.Y. Jets	Dec. 20, 1969
4	Nick Lowery vs. Miami	Jan. 5, 1991
4	Jan Stenerud vs. Miami	Dec. 25, 1971
4	Harrison Butker vs. Buffalo	Jan. 23, 2022

Most Field Goals Made, Career

15	Harrison Butker (12 games - 18 Att.)	2017-21
9	Jan Stenerud (5 games - 17 Att.)	1967-79
8	Nick Lowery (8 games - 12 Att.)	1980-93

Most Field Goals Made, Game

3	Jan Stenerud vs. Minnesota	Jan. 11, 1970
3	Nick Lowery at Miami	Jan. 5, 1991
3	Ryan Succop at Indianapolis	Jan. 4, 2014
3	Cairo Santos at Houston	Jan. 9, 2016
3	Harrison Butker vs. Cleveland	Jan. 17, 2021
3	Harrison Butker at Tampa Bay	Feb. 7, 2021
3	Harrison Butker vs. Buffalo	Jan. 23, 2022

Longest Field Goal

52	Harrison Butker at Tampa Bay	Feb. 7, 2021
50	Harrison Butker vs. Cleveland	Jan. 17, 2021
49	Cairo Santos at Houston	Jan. 9, 2016
49	Cairo Santos at Houston	Jan. 9, 2016
49	Harrison Butker at Tampa Bay	Feb. 7, 2021
49	Harrison Butker vs. Buffalo	Jan. 24, 2022

Most Rushing Attempts, Career

100	Marcus Allen (6 games)	1993-97
81	Damien Williams (5 games)	2018-19
61	Mike Garrett (6 games)	1966-70
59	Barry Word (4 games)	1990-92
55	Patrick Mahomes (11 games)	2017-21
51	Wendell Hayes (5 games)	1968-74

Most Rushing Attempts, Game

33	Barry Word vs. L.A. Raiders	Dec. 28, 1991
25	Damien Williams vs. Indianapolis	Jan. 12, 2019
24	Curtis McClinton vs. Houston	Dec. 23, 1962
24	Priest Holmes vs. Indianapolis	Jan. 11, 2004
22	Wendell Hayes vs. Miami	Dec. 25, 1971
21	Marcus Allen vs. Pittsburgh	Jan. 8, 1994
21	Marcus Allen vs. Indianapolis	Jan. 7, 1996

Most Rushing Yards Gained, Career

386	Marcus Allen (6 games)	1993-97
355	Damien Williams (5 games)	2018-19
324	Patrick Mahomes (11 games)	2017-21
208	Wendell Hayes (5 games)	1968-74
197	Barry Word (4 games)	1990-92

Most Rushing Yards Gained, Game

176	Priest Holmes vs. Indianapolis	Jan. 11, 2004
130	Barry Word vs. L.A. Raiders	Dec. 28, 1991
129	Damien Williams vs. Indianapolis	Jan. 12, 2019
104	Damien Williams vs. San Francisco	Feb. 2, 2020
100	Wendell Hayes vs. Miami	Dec. 25, 1971

Most Games, 100 or More Rushing Yards, Career

2	Damien Williams (5 games)	2018-19
1	Wendell Hayes (5 games)	1968-74
1	Barry Word (3 games)	1990-92
1	Priest Holmes (1 game)	2001-07

CHIEFS INDIVIDUAL PLAYOFF RECORDS

Longest Run From Scrimmage

50	Mecole Hardman vs. Buffalo	Jan. 24, 2021
48	Priest Holmes vs. Indianapolis	Jan. 11, 2004
41	Jamaal Charles vs. Baltimore	Jan. 9, 2011
38	Damien Williams vs. San Francisco	Feb. 2, 2020
36	Tyreek Hill vs. Indianapolis	Jan. 12, 2019
34	Patrick Mahomes vs. Buffalo	Jan. 23, 2022

Most Rushing Touchdowns, Career

6	Damien Williams (5 games)	2018-19
4	Patrick Mahomes (11 games)	2017-20
3	Marcus Allen (6 games)	1993-97
3	Mike Garrett (6 games)	1966-70

Most Rushing Touchdowns, Game

2	Mike Garrett at Buffalo	Jan. 1, 1967
2	Priest Holmes vs. Indianapolis	Jan. 11, 2004
2	Damien Williams vs. Houston	Jan. 12, 2020

Most Passes Attempted, Career

423	Patrick Mahomes (11 games)	2017-21
188	Len Dawson (8 games)	1962-75
185	Alex Smith (5 games)	2013-17
141	Joe Montana (4 games)	1993-94
64	Dave Krieg (4 games)	1992-93

Most Passes Attempted, Game

50	Alex Smith at New England	Jan. 16, 2016
49	Patrick Mahomes at Tampa Bay	Feb. 7, 2021
46	Alex Smith at Indianapolis	Jan. 4, 2014
44	Patrick Mahomes vs. Buffalo	Jan. 23, 2022
43	Joe Montana vs. Pittsburgh	Jan. 8, 1994
42	Patrick Mahomes vs. San Francisco	Feb. 2, 2020
41	Patrick Mahomes vs. Indianapolis	Jan. 12, 2019

Most Passes Completed, Career

280	Patrick Mahomes (11 games)	2017-21
120	Alex Smith (5 games)	2013-17
107	Len Dawson (8 games)	1962-75
85	Joe Montana (4 games)	1993-94
33	Dave Krieg (4 games)	1992-93

Most Passes Completed, Game

33	Patrick Mahomes vs. Buffalo	Jan. 23, 2022
30	Alex Smith at Indianapolis	Jan. 4, 2014
30	Patrick Mahomes vs. Pittsburgh	Jan. 16, 2022
29	Alex Smith at New England	Jan. 16, 2016
29	Patrick Mahomes vs. Buffalo	Jan. 24, 2021
28	Joe Montana vs. Pittsburgh	Jan. 8, 1994

Highest Completion Percentage, Career (100 attempts)

66.2	Patrick Mahomes (11 games: 423-280)	2017-21
64.9	Alex Smith (5 games: 185-120)	2013-17
60.3	Joe Montana (4 games: 141-85)	1993-94
56.9	Len Dawson (8 games: 188-107)	1962-75

Highest Completion Percentage, Game (15 completions)

77.3	Alex Smith at Houston (22-17)	Jan. 9, 2016
76.9	Patrick Mahomes vs. Pittsburgh (39-30)	Jan. 16, 2022
76.3	Patrick Mahomes vs. Buffalo (38-29)	Jan. 24, 2021
75.0	Patrick Mahomes vs. Buffalo (44-33)	Jan. 23, 2022
72.7	Alex Smith vs. Tennessee (33-24)	Jan. 6, 2018

Most Passing Yards, Career

3,381	Patrick Mahomes (11 games)	2017-21
1,497	Len Dawson (8 games)	1962-75
1,250	Alex Smith (5 games)	2013-17
1,014	Joe Montana (4 games)	1993-94
454	Dave Krieg (4 games)	1992-93

Most Passing Yards, Game (All 300+)

404	Patrick Mahomes vs. Pittsburgh	Jan. 16, 2022
378	Alex Smith at Indianapolis	Jan. 4, 2014
378	Patrick Mahomes vs. Buffalo	Jan. 23, 2022
325	Patrick Mahomes vs. Buffalo	Jan. 24, 2021
321	Patrick Mahomes vs. Houston	Jan. 12, 2020
314	Joe Montana at Miami	Dec. 31, 1994

Longest Pass Completion

79	Alex Smith at Indianapolis (to Donnie Avery)	Jan. 4, 2014
71	Patrick Mahomes vs. Buffalo (to Tyreek Hill)	Jan. 24, 2021
64	Patrick Mahomes vs. Buffalo (to Tyreek Hill)	Jan. 23, 2022
63	Len Dawson vs. Miami (to Elmo Wright)	Dec. 25, 1971
63	Alex Smith at Indianapolis (to Dwayne Bowe)	Jan. 4, 2014
61	Len Dawson at N.Y. Jets (to Otis Taylor)	Dec. 20, 1969

60	Patrick Mahomes vs. Tennessee (to Sammy Watkins)	Jan. 19, 2020
----	--	---------------

Most Touchdown Passes, Career

28	Patrick Mahomes (11 games)	2017-21
9	Alex Smith (5 games)	2013-17
7	Len Dawson (8 games)	1962-75
6	Joe Montana (4 games)	1993-94
2	Steve DeBerg (3 games)	1988-91
2	Trent Green (2 games)	2001-06

Most Touchdown Passes, Game

5	Patrick Mahomes vs. Houston	Jan. 12, 2020
5	Patrick Mahomes vs. Pittsburgh	Jan. 16, 2022
4	Alex Smith at Indianapolis	Jan. 4, 2014
3	Joe Montana at Houston	Jan. 16, 1994
3	Patrick Mahomes vs. New England	Jan. 20, 2019
3	Patrick Mahomes vs. Buffalo	Jan. 24, 2021
3	Patrick Mahomes vs. Buffalo	Jan. 23, 2022
3	Patrick Mahomes vs. Cincinnati	Jan. 30, 2022

Most Passes Had Intercepted, Career

8	Len Dawson (8 games)	1962-75
7	Patrick Mahomes (11 games)	2017-21
4	Mark Vlasic (1 game)	1991-92
4	Joe Montana (4 games)	1993-94

Most Passes Had Intercepted, Game

4	Len Dawson at Oakland	Dec. 22, 1968
4	Mark Vlasic at Buffalo	Jan. 5, 1992

Highest Passer Rating, Career (Min. 150 att.)

105.7	Patrick Mahomes	2017-21
96.0	Alex Smith	2013-17
77.4	Len Dawson	1962-75

Highest Passer Rating, Game (Min. 20 att.)

138.2	Patrick Mahomes vs. Pittsburgh	Jan. 16, 2022
134.6	Patrick Mahomes vs. Houston	Jan. 12, 2020
127.6	Patrick Mahomes vs. Buffalo	Jan. 24, 2021
124.8	Len Dawson at Buffalo	Jan. 1, 1967
123.1	Patrick Mahomes vs. Buffalo	Jan. 23, 2022
120.4	Patrick Mahomes vs. Tennessee	Jan. 19, 2020

Most Pass Receptions, Career

106	Travis Kelce (15 games)	2013-21
84	Tyreek Hill (13 games)	2016-21
27	Otis Taylor (7 games)	1965-75
27	J.J. Birden (8 games)	1990-94
25	Sammy Watkins (6 games)	2018-20

Most Pass Receptions, Game

13	Travis Kelce vs. Buffalo	Jan. 24, 2021
11	Tyreek Hill vs. Buffalo	Jan. 23, 2022
10	Travis Kelce vs. Houston	Jan. 12, 2020
10	Travis Kelce at Tampa Bay	Feb. 7, 2021
10	Travis Kelce vs. Cincinnati	Jan. 30, 2022
9	Tyreek Hill vs. San Francisco	Feb. 2, 2020
9	Tyreek Hill vs. Buffalo	Jan. 24, 2021

Most Receiving Yards, Career

1,291	Travis Kelce (15 games)	2013-21
1,081	Tyreek Hill (13 games)	2016-21
481	Otis Taylor (7 games)	1965-75
477	Sammy Watkins (6 games)	2018-20
363	J.J. Birden (8 games)	1990-94

Most Receiving Yards, Game (All 100+)

172	Tyreek Hill vs. Buffalo	Jan. 24, 2021
150	Dwayne Bowe at Indianapolis	Jan. 4, 2014
150	Tyreek Hill vs. Buffalo	Jan. 23, 2022
142	Stephone Paige at Miami	Jan. 5, 1991
134	Travis Kelce vs. Houston	Jan. 12, 2020
133	Travis Kelce at Tampa Bay	Feb. 7, 2021
128	Travis Kelce at Houston	Jan. 9, 2016
118	Travis Kelce vs. Buffalo	Jan. 24, 2021
117	Otis Taylor at Oakland	Dec. 22, 1968
114	Sammy Watkins vs. New England	Jan. 20, 2019
114	Sammy Watkins vs. Tennessee	Jan. 19, 2020
110	Ed Podolak vs. Miami	Dec. 25, 1971
110	Andre Rison vs. Denver	Jan. 4, 1998
110	Tyreek Hill vs. Cleveland	Jan. 17, 2021
109	Travis Kelce vs. Cleveland	Jan. 17, 2021
108	Travis Kelce vs. Indianapolis	Jan. 12, 2019
108	Travis Kelce vs. Pittsburgh	Jan. 16, 2022
105	Tyreek Hill vs. San Francisco	Feb. 2, 2020
104	Elmo Wright vs. Miami	Dec. 25, 1971
103	Kimble Anders at Miami	Dec. 31, 1994

Most Games, 100 or More Receiving Yards, Career

7	Travis Kelce (15 games)	2013-21
---	-------------------------	---------



CHIEFS INDIVIDUAL PLAYOFF RECORDS

4	Tyreek Hill (13 games)	2016-21
2	Sammy Watkins (6 games)	2018-20
1	By seven players; Last, Dwayne Bowe vs. Indianapolis Colts	Jan. 4, 2013

Longest Pass Reception

79	Donnie Avery at Indianapolis (from Alex Smith)	Jan. 4, 2014
71	Tyreek Hill vs. Buffalo (from Patrick Mahomes)	Jan. 24, 2021
64	Tyreek Hill vs. Buffalo (from Patrick Mahomes)	Jan. 23, 2022
63	Elmo Wright vs. Miami (from Len Dawson)	Dec. 25, 1971
63	Dwayne Bowe at Indianapolis (from Alex Smith)	Jan. 4, 2014
61	Otis Taylor at N.Y. Jets (from Len Dawson)	Dec. 20, 1969
60	Sammy Watkins vs. Tennessee (from Patrick Mahomes)	Jan. 19, 2020

Most Receiving Touchdowns, Career

12	Travis Kelce (15 games)	2013-21
5	Tyreek Hill (13 games)	2016-21
4	Damien Williams (5 games)	2018-19
3	Byron Pringle (8 games)	2018-21
2	Otis Taylor (7 games)	1965-75
2	Fred Jones (6 games)	1990-93
2	J.J. Birden (8 games)	1990-94
2	Tony Gonzalez (3 games)	1997-08
2	Albert Wilson (4 games)	2014-16

Most Receiving Touchdowns, Game

3	Travis Kelce vs. Houston	Jan. 12, 2020
2	Damien Williams vs. New England	Jan. 20, 2019
2	Tyreek Hill vs. Tennessee	Jan. 19, 2020
2	Byron Pringle vs. Pittsburgh	Jan. 16, 2022

Most Attempts, Career

115	Marcus Allen (6 games)	1993-97
107	Travis Kelce (15 games)	2013-21
102	Damien Williams (5 games)	2018-19
96	Tyreek Hill (13 games)	2016-21
74	Mike Garrett (6 games)	1966-70

Most Attempts, Game

34	Barry Word vs. L.A. Raiders	Dec. 28, 1991
30	Ed Podolak vs. Miami	Dec. 25, 1971
30	Damien Williams vs. Indianapolis	Jan. 12, 2019
29	Priest Holmes vs. Indianapolis	Jan. 11, 2004

Most Net Yards, Career

1,293	Travis Kelce (15 games)	2013-21
1,172	Tyreek Hill (13 games)	2016-21
541	Marcus Allen (6 games)	1993-97
540	Damien Williams (5 games)	2018-19
489	Sammy Watkins (6 games)	2018-20

Most Net Yards, Game

*350	Ed Podolak vs. Miami	Dec. 25, 1971
227	Dante Hall vs. Indianapolis	Jan. 11, 2004
208	Priest Holmes vs. Indianapolis	Jan. 11, 2004
172	Tyreek Hill vs. Buffalo	Jan. 24, 2021
154	Damien Williams vs. Indianapolis	Jan. 12, 2019
150	Dwayne Bowe at Indianapolis	Jan. 4, 2014

*NFL RECORD

Most Punts, Career

43	Dustin Colquitt (12 games)	2005-19
39	Jerrel Wilson (7 games)	1963-77
38	Bryan Barker (7 games)	1990-93
14	Tommy Townsend (6 games)	2020-21
11	Louie Aguiar (3 games)	1994-98

Most Punts, Game

8	Jerrel Wilson at Oakland	Jan. 4, 1970
8	Bryan Barker at San Diego	Jan. 2, 1993

Longest Punt

66	Dustin Colquitt at Indianapolis	Jan. 6, 2007
62	Louie Aguiar vs. Denver	Jan. 4, 1998

61	Jerrel Wilson vs. Green Bay	Jan. 15, 1967
59	Jerrel Wilson vs. Minnesota	Jan. 11, 1970
57	Tommy Townsend vs. Cincinnati	Jan. 30, 2022

Highest Punting Average, Career (20 punts)

44.8	Dustin Colquitt (12 games: 1,938-43)	2005-19
43.4	Jerrel Wilson (7 games: 1,693-39)	1963-77
42.4	Bryan Barker (7 games: 1,613-38)	1990-93

Highest Punting Average, Game (4 punts)

52.3	Dustin Colquitt at IND (314-6)	Jan. 6, 2007
52.3	Tommy Townsend vs. Cincinnati (209-4)	Jan. 30, 2022
50.0	Dustin Colquitt vs. Tennessee (250-5)	Jan. 6, 2018
48.5	Jerrel Wilson vs. Minnesota (194-4)	Jan. 11, 1970
47.0	Jerrel Wilson at Oakland (302-6)	Dec. 22, 1968

Most Punt Returns, Career

12	Tyreek Hill (13 games)	2016-21
11	Mike Garrett (6 games)	1966-70
7	Danan Hughes (6 games)	1993-98
7	Mecole Hardman (9 games)	2019-21

Most Punt Returns, Game

5	Tyreek Hill vs. Indianapolis	Jan. 12, 2019
4	Mike Garrett vs. Oakland	Jan. 4, 1970
4	Tamarick Vanover vs. Indianapolis	Jan. 7, 1996
4	Frankie Hammond Jr. at Houston	Jan. 9, 2016

Most Punt Return Yards, Career

86	Mecole Hardman (9 games)	2019-21
84	Danan Hughes (6 games)	1993-98
73	Mike Garrett (6 games)	1966-70
61	Frankie Hammond Jr. (2 games)	2015
44	Tamarick Vanover (2 games)	1995-99

Most Punt Return Yards, Game

70	Mecole Hardman vs. Pittsburgh	Jan. 16, 2022
45	Tyreek Hill vs. Buffalo	Jan. 23, 2022
42	Danan Hughes at Houston	Jan. 16, 1994
37	Mike Garrett at Buffalo	Jan. 1, 1967
34	Tamarick Vanover vs. Indianapolis	Jan. 7, 1996
34	Frankie Hammond Jr. at Houston	Jan. 9, 2016

Longest Punt Return

48	Mecole Hardman vs. Pittsburgh	Jan. 16, 2022
45	Tyreek Hill vs. Buffalo	Jan. 23, 2022
35	Danan Hughes at Houston	Jan. 16, 1994
27	Mike Garrett at Buffalo	Jan. 1, 1967
21	Mecole Hardman vs. Pittsburgh	Jan. 16, 2022

Highest Punt Return Average, Career (10 returns)

6.6	Mike Garrett (6 games: 11-73)	1966-70
3.3	Tyreek Hill (13 games: 12-40)	2016-21

Highest Punt Return Average, Game (3 returns)

23.3	Mecole Hardman vs. Pittsburgh (3-70)	Jan. 16, 2022
14.0	Danan Hughes at Houston (3-42)	Jan. 16, 1994
12.3	Mike Garrett at Buffalo (3-37)	Jan. 1, 1967
10.3	Danan Hughes vs. Pittsburgh (3-31)	Jan. 8, 1994

Most Touchdowns

None

Most Kickoff Returns, Career

14	Mecole Hardman (6 games)	2019-20
10	John Stephens (3 games)	1993
10	Dante Hall (2 games)	2000-06
10	Byron Pringle (9 games)	2018-21
7	Quintin Demps (1 game)	2013

Most Kickoff Returns, Game

7	Dante Hall vs. Indianapolis	Jan. 11, 2004
7	Quintin Demps at Indianapolis	Jan. 4, 2014
6	Mecole Hardman vs. Houston	Jan. 12, 2020
5	Noland Smith vs. Oakland	Dec. 22, 1968
5	John Stephens at Buffalo	Jan. 23, 1994

Most Kickoff Return Yards, Career

312	Mecole Hardman (9 games)	2019-20
266	Dante Hall (2 games)	2000-06
243	Byron Pringle (9 games)	2018-21
199	John Stephens (3 games)	1993
196	Knile Davis (3 games)	2013-15

Most Kickoff Return Yards, Game

208	Dante Hall vs. Indianapolis	Jan. 11, 2004
187	Quintin Demps at Indianapolis	Jan. 4, 2014

CHIEFS INDIVIDUAL PLAYOFF RECORDS

154	Ed Podolak vs. Miami	Dec. 25, 1971
142	Mecole Hardman vs. Houston	Jan. 12, 2020
106	Knile Davis at Houston	Jan. 9, 2016
Longest Kickoff Return		
106	Knile Davis at Houston (TD)	Jan. 9, 2016
92 (TD)	Dante Hall vs. Indianapolis	Jan. 11, 2004
78	Ed Podolak vs. Miami	Dec. 25, 1971
58	Mecole Hardman vs. Houston	Jan. 12, 2020
46	Dante Hall vs. Indianapolis	Jan. 11, 2004
36	Dexter McCluster vs. Baltimore	Jan. 9, 2011
35	Bert Coan at Buffalo	Jan. 1, 1967
Highest Kickoff Return Average, Career (10 returns)		
26.6	Dante Hall (2 games: 10-266)	2000-06
24.3	Byron Pringle (9 games: 10-243)	2018-21
22.3	Mecole Hardman (9 games: 14-312)	2019-20
19.9	John Stephens (3 games: 10-199)	1993
Highest Kickoff Return Average, Game (3 returns)		
51.3	Ed Podolak vs. Miami (3-154)	Dec. 25, 1971
30.0	Knile Davis at New England (3-90)	Jan. 16, 2016
29.7	Dante Hall vs. Indianapolis (7-208)	Jan. 11, 2004
26.7	Quintin Demps at Indianapolis (7-187)	Jan. 4, 2014
24.8	Tremon Smith vs. New England (4-99)	Jan. 20, 2019
24.0	John Stephens vs. Pittsburgh (3-72)	Jan. 8, 1994
23.7	Mecole Hardman vs. Houston (6-142)	Jan. 12, 2020
23.0	Tamarick Vanover vs. Denver (3-69)	Jan. 4, 1998
Most Kickoff Return Touchdowns, Career		
1	Dante Hall (2 games)	2000-06
1	Knile Davis (2 games)	2013-15

Most Interceptions, Career

5	Emmitt Thomas (7 games)	1966-78
4	Johnny Robinson (8 games)	1960-70
3	Jim Marsalis (4 games)	1969-75
3	Deron Cherry (4 games)	1981-91

Most Interceptions, Game

2	Johnny Robinson vs. Houston	Dec. 23, 1962
2	Jim Marsalis at N.Y. Jets	Dec. 20, 1969
2	Emmitt Thomas at Oakland	Jan. 4, 1970
2	Deron Cherry vs. L.A. Raiders	Dec. 28, 1991
2	Ty Law at Indianapolis	Jan. 6, 2007
2	Husain Abdullah at Indianapolis	Jan. 4, 2014

Most Interception Return Yards, Career

131	Johnny Robinson (8 games)	1960-71
101	Emmitt Thomas (7 games)	1966-78
65	Jim Marsalis (4 games)	1969-75

Most Interception Return Yards, Game

72	Johnny Robinson at Buffalo	Jan. 1, 1967
69	Emmitt Thomas vs. Oakland	Jan. 4, 1970
50	Johnny Robinson vs. Houston	Dec. 23, 1962

Longest Interception Return

72	Johnny Robinson at Buffalo	Jan. 1, 1967
62	Emmitt Thomas at Oakland	Jan. 4, 1970
43	Ty Law at Indianapolis	Jan. 6, 2007
37	Johnny Robinson vs. Houston	Dec. 23, 1962

Most Interception Return TDs, Career

None		
------	--	--

Most Sacks, Career

8.0	Frank Clark (9 games)	2019-20
6.5	Derrick Thomas (10 games)	1989-99
6.5	Neil Smith (9 games)	1988-96
5.0	Aaron Brown (6 games)	1966-72
4.0	Justin Houston (7 games)	2011-18

Most Sacks, Game

3.0	Aaron Brown at Oakland	Jan. 4, 1970
3.0	Frank Clark vs. Houston	Jan. 12, 2020
2.0	10 times; By nine players	
	Last: Frank Clark vs. Buffalo	Jan. 24, 2021

The following individual records relate solely to service with the Chiefs. They include National Football League regular-season statistics only - with the exception of those single-game records marked by "*" or "**".

CHIEFS TEAM PLAYOFF RECORDS

Most Points, Game

51	vs. Houston	Jan. 12, 2020
44	at Indianapolis	Jan. 4, 2014
42	vs. Pittsburgh	Jan. 16, 2022
42	vs. Buffalo	Jan. 23, 2022
38	vs. Buffalo	Jan. 24, 2021

Most Touchdowns, Game

7	vs. Houston	Jan. 12, 2020
6	vs. Pittsburgh	Jan. 16, 2022
5	at Indianapolis	Jan. 4, 2014
5	vs. Tennessee	Jan. 19, 2020
5	vs. Buffalo	Jan. 24, 2021
4	Six times; Last, vs. San Francisco	Feb. 2, 2020

Most First Downs, Game

30	at Indianapolis	Jan. 4, 2014
30	vs. Buffalo	Jan. 23, 2022
29	vs. Indianapolis	Jan. 12, 2019
29	vs. Houston	Jan. 12, 2020
29	vs. Buffalo	Jan. 24, 2021
28	vs. Pittsburgh	Jan. 8, 1994

Fewest First Downs, Game

7	at Indianapolis	Jan. 6, 2007
8	vs. Baltimore	Jan. 9, 2011
13	at Oakland	Dec. 22, 1968
13	at Oakland	Jan. 4, 1970
14	Three times; Last, at Buffalo	Jan. 5, 1992

Most Net Yards, Game (All 400+)

552	vs. Buffalo	Jan. 23, 2022
513	at Indianapolis	Jan. 4, 2014
478	vs. Pittsburgh	Jan. 16, 2022
451	vs. Miami	Dec. 25, 1971
439	vs. Buffalo	Jan. 24, 2021
438	vs. Cleveland	Jan. 17, 2021
434	vs. Houston	Jan. 12, 2020
433	vs. Indianapolis	Jan. 12, 2019
414	at Miami	Dec. 31, 1994
408	vs. Indianapolis	Jan. 11, 2004
404	vs. Tennessee	Jan. 19, 2020
401	vs. Pittsburgh	Jan. 8, 1994

Fewest Net Yards, Game

126	at Indianapolis	Jan. 6, 2007
161	vs. Baltimore	Jan. 9, 2011
204	vs. L.A. Raiders	Dec. 28, 1991
207	at Oakland	Jan. 4, 1970
213	at Buffalo	Jan. 5, 1992

Most Rushing Attempts, Game

54	vs. Houston	Dec. 23, 1962
44	vs. Miami	Dec. 25, 1971
41	vs. Minnesota	Jan. 11, 1970

Fewest Rushing Attempts, Game

12	vs. New England	Jan. 20, 2019
14	vs. Pittsburgh	Jan. 15, 2017
16	vs. Tennessee	Jan. 6, 2018
17	at Indianapolis	Jan. 6, 2007
17	at Tampa Bay	Feb. 7, 2021
18	at Houston	Jan. 16, 1994

Most Rushing Yards, Game

213	vs. Miami	Dec. 25, 1971
199	vs. Houston	Dec. 23, 1962
196	vs. Indianapolis	Jan. 11, 2004
182	vs. Buffalo	Jan. 23, 2022
180	vs. Indianapolis	Jan. 12, 2019

Fewest Rushing Yards, Game

41	vs. New England	Jan. 20, 2019
44	at Indianapolis	Jan. 6, 2007
52	at Buffalo	Jan. 23, 1994
61	at San Diego	Jan. 2, 1993
61	vs. Pittsburgh	Jan. 15, 2017
67	at N.Y. Jets	Dec. 28, 1968

Most Rushing Touchdowns, Game

4	vs. Indianapolis	Jan. 12, 2019
2	at Buffalo	Jan. 1, 1967
2	at Oakland	Jan. 4, 1970
2	vs. Miami	Dec. 25, 1971
2	vs. Indianapolis	Jan. 11, 2004
2	vs. Houston	Jan. 12, 2020
2	vs. Tennessee	Jan. 19, 2020
2	vs. San Francisco	Feb. 2, 2020
2	vs. Buffalo	Jan. 24, 2021
2	vs. Buffalo	Jan. 23, 2022

Most Passing Attempts, Game (All 40+)

52	at Buffalo	Jan. 23, 1994
50	at New England	Jan. 16, 2016
49	at Tampa Bay	Feb. 7, 2021
46	at Indianapolis	Jan. 4, 2014
44	vs. Pittsburgh	Jan. 8, 1994
44	vs. Buffalo	Jan. 23, 2022
42	vs. San Francisco	Feb. 2, 2020
41	vs. Indianapolis	Jan. 12, 2019
40	vs. Pittsburgh	Jan. 16, 2022

Fewest Passing Attempts, Game

14	vs. Houston	Dec. 23, 1962
14	vs. L.A. Raiders	Dec. 28, 1991
17	at Oakland	Jan. 4, 1970
17	vs. Minnesota	Jan. 11, 1970

Most Completions, Game

33	vs. Buffalo	Jan. 23, 2022
31	vs. Pittsburgh	Jan. 16, 2022
30	at Indianapolis	Jan. 4, 2014
29	vs. Pittsburgh	Jan. 8, 1994
29	at New England	Jan. 16, 2016
29	vs. Buffalo	Jan. 24, 2021

Fewest Completions, Game

7	at Oakland	Jan. 4, 1970
9	vs. Houston	Dec. 23, 1962
9	vs. L.A. Raiders	Dec. 28, 1991
9	vs. Baltimore	Jan. 9, 2011

Most Gross Passing Yards, Game (All 300+)

406	vs. Pittsburgh	Jan. 16, 2022
378	at Indianapolis	Jan. 4, 2014
378	vs. Buffalo	Jan. 23, 2022
325	vs. Buffalo	Jan. 24, 2021
323	at Buffalo	Jan. 23, 1994
321	vs. Houston	Jan. 12, 2020
321	vs. Cleveland	Jan. 17, 2021
314	at Miami	Dec. 31, 1994

Fewest Gross Passing Yards, Game

70	vs. Baltimore	Jan. 9, 2011
88	vs. Houston	Dec. 23, 1962
79	vs. L.A. Raiders	Dec. 28, 1991
107	at Indianapolis	Jan. 6, 2007

Most Times Sacked, Game

9	at Buffalo	Jan. 1, 1967
7	at San Diego	Jan. 2, 1993
6	vs. Houston	Dec. 23, 1962
6	vs. Green Bay	Jan. 15, 1967

Most Passing Touchdowns, Game

6	vs. Pittsburgh	Jan. 16, 2022
5	vs. Houston	Jan. 12, 2020
4	at Indianapolis	Jan. 4, 2014
3	at Houston	Jan. 16, 1994
3	vs. New England	Jan. 20, 2019
3	vs. Tennessee	Jan. 19, 2020
3	vs. Buffalo	Jan. 24, 2021
3	vs. Buffalo	Jan. 23, 2022
3	vs. Cincinnati	Jan. 30, 2022

Most Interceptions Thrown, Game

4	at Oakland	Dec. 22, 1968
4	at Buffalo	Jan. 5, 1992
3	vs. Indianapolis	Jan. 7, 1996
3	vs. Baltimore	Jan. 9, 2011

CHIEFS TEAM PLAYOFF RECORDS

Most Penalties, Game

10	at Buffalo	Jan. 5, 1992
9	vs. Tennessee	Jan. 19, 2020
8	vs. Tennessee	Jan. 6, 2018
7	Four times; Last vs. Cleveland	Jan. 17, 2021

Fewest Penalties, Game

1	at N.Y. Jets	Dec. 28, 1986
1	vs. Buffalo	Jan. 23, 2022
2	at Indianapolis	Jan. 6, 2007
2	at Indianapolis	Jan. 4, 2014
2	vs. Cincinnati	Jan. 30, 2022
3	Four times; Last vs. Pittsburgh	Jan. 16, 2022

Most Yards Penalized, Game

68	vs. Tennessee	Jan. 6, 2018
65	vs. Denver	Jan. 4, 1998
63	at N.Y. Jets	Dec. 20, 1969
62	at San Diego	Jan. 2, 1993

Fewest Yards Penalized, Game

5	at N.Y. Jets	Dec. 28, 1986
10	vs. Buffalo	Jan. 23, 2022
11	vs. Cincinnati	Jan. 30, 2022
13	at Indianapolis	Jan. 6, 2007
15	at Miami	Dec. 31, 1994
15	at Indianapolis	Jan. 4, 2014

Most Fumbles, Game

5	at Oakland	Jan. 4, 1970
3	Five times; Last, vs. San Francisco	Feb. 2, 2020

Most Fumbles Lost, Game

4	at Oakland	Jan. 4, 1970
2	vs. Miami	Dec. 25, 1971
2	vs. Baltimore	Jan. 9, 2011

Most Turnovers, Game

5	vs. Baltimore	Jan. 9, 2011
4	at Oakland	Dec. 22, 1968
4	at Oakland	Jan. 4, 1970
4	vs. Miami	Dec. 25, 1971
4	at Buffalo	Jan. 5, 1992
4	vs. Indianapolis	Jan. 7, 1996

* - Playoff Game ** - Super Bowl

PLAYOFF TEAM DEFENSIVE RECORDS

Fewest Points Allowed, Game

0	at Houston	Jan. 9, 2016
6	at N.Y. Jets	Dec. 20, 1969
6	vs. L.A. Raiders	Dec. 28, 1991

Most Points Allowed, Game

45	at Indianapolis	Jan. 4, 2014
41	at Oakland	Dec. 22, 1968
38	vs. Indianapolis	Jan. 11, 2004
37	at Buffalo	Jan. 5, 1992
37	vs. New England (OT)	Jan. 20, 2019

Fewest Touchdowns Allowed, Game

0	at N.Y. Jets	Dec. 20, 1969
0	vs. L.A. Raiders	Dec. 28, 1991
0	at Houston	Jan. 9, 2016
0	vs. Pittsburgh	Jan. 15, 2017

Most Touchdowns Allowed, Game

6	at Indianapolis	Jan. 4, 2014
5	vs. Green Bay	Jan. 15, 1967
5	at Oakland	Dec. 22, 1968
5	at N.Y. Jets	Dec. 28, 1986
5	vs. Indianapolis	Jan. 11, 2004
5	vs. New England	Jan. 20, 2019
5	vs. Buffalo	Jan. 23, 2022

Fewest First Downs Allowed, Game

9	at Buffalo	Jan. 1, 1967
13	vs. Minnesota	Jan. 11, 1970
14	at Houston	Jan. 9, 2016
15	vs. Indianapolis	Jan. 12, 2019
16	Three times; Last vs. Denver	Jan. 4, 1998

Most First Downs Allowed, Game

36	vs. New England	Jan. 20, 2019
30	at Buffalo	Jan. 23, 1994
29	at Buffalo	Jan. 5, 1992
28	at Indianapolis	Jan. 6, 2007
28	at Indianapolis	Jan. 4, 2014

Fewest Net Yards Allowed, Game

226	at Houston	Jan. 9, 2016
233	at Oakland	Jan. 4, 1970
235	at N.Y. Jets	Dec. 20, 1969
239	vs. Minnesota	Jan. 11, 1970
249	vs. Indianapolis	Jan. 7, 1996

Most Net Yards Allowed, Game

536	at Indianapolis	Jan. 4, 2014
524	vs. New England	Jan. 20, 2019
454	at Oakland	Dec. 22, 1968
448	at Buffalo	Jan. 5, 1992
442	vs. Houston	Jan. 12, 2020

Fewest Rushing Attempts, Game

13	at Buffalo	Jan. 1, 1967
14	at Houston	Jan. 16, 1994
14	at New England	Jan. 16, 2016
14	vs. Indianapolis	Jan. 12, 2019
18	vs. Buffalo	Jan. 24, 2021

Most Rushing Attempts, Game

48	vs. New England	Jan. 20, 2019
46	at Buffalo	Jan. 5, 1992
46	at Buffalo	Jan. 23, 1994
43	vs. Miami	Dec. 25, 1971

Fewest Rushing Yards Allowed, Game

38	at New England	Jan. 16, 2016
39	at Houston	Jan. 16, 1994
40	at Buffalo	Jan. 1, 1967
56	vs. Pittsburgh	Jan. 16, 2022
67	vs. Minnesota	Jan. 11, 1970

Most Rushing Yards Allowed, Game

229	at Buffalo	Jan. 23, 1994
202	vs. Tennessee	Jan. 6, 2018
192	at San Diego	Jan. 2, 1993
188	at Indianapolis	Jan. 6, 2007
180	at Buffalo	Jan. 5, 1992

Most Rushing Touchdowns Allowed, Game

4	vs. New England	Jan. 20, 2019
3	vs. Green Bay	Jan. 15, 1967
3	at Buffalo	Jan. 23, 1994
2	Four times; Last, vs. Indianapolis	Jan. 11, 2004

Fewest Passing Attempts Allowed, Game

19	vs. Denver	Jan. 4, 1998
23	at N.Y. Jets	Dec. 28, 1986
23	vs. L.A. Raiders	Dec. 28, 1991
23	at San Diego	Jan. 2, 1993

Most Passing Attempts Allowed, Game

52	vs. Houston	Jan. 12, 2020
48	vs. Buffalo	Jan. 24, 2021
46	vs. Houston	Dec. 23, 1962
46	vs. New England	Jan. 20, 2019
45	at Oakland	Jan. 4, 1970
45	at Indianapolis	Jan. 4, 2014

Fewest Completions Allowed, Game

10	vs. Denver	Jan. 4, 1998
12	at Buffalo	Jan. 1, 1967
12	vs. L.A. Raiders	Dec. 28, 1991
12	vs. Indianapolis	Jan. 7, 1996

Most Completions Allowed, Game

32	at Houston	Jan. 16, 1994
31	at Indianapolis	Jan. 6, 2007
31	vs. Houston	Jan. 12, 2020
30	vs. New England	Jan. 20, 2019
29	at Indianapolis	Jan. 4, 2014
29	vs. Pittsburgh	Jan. 16, 2022

Fewest Gross Passing Yards Allowed, Game

112	vs. Indianapolis	Jan. 7, 1996
136	at Houston	Jan. 9, 2016
140	vs. L.A. Raiders	Dec. 28, 1991
153	at N.Y. Jets	Dec. 28, 1986
160	at Buffalo	Jan. 23, 1994

Most Passing Yards Allowed, Game

443	at Indianapolis	Jan. 4, 2014
388	vs. Houston	Jan. 12, 2020
348	vs. New England	Jan. 20, 2019
347	at Oakland	Dec. 22, 1968
329	vs. Buffalo	Jan. 23, 2022

Most Passing Touchdowns Allowed, Game

5	at Oakland	Dec. 22, 1968
4	at Indianapolis	Jan. 4, 2014
4	vs. Buffalo	Jan. 23, 2022
3	Five times; Last, at Tampa Bay	Feb. 7, 2021

Most Sacks, Game

9	at Houston	Jan. 16, 1994
5	at San Diego	Jan. 2, 1993
5	vs. Houston	Jan. 12, 2020
4	at Buffalo	Jan. 1, 1967
4	at Oakland	Jan. 4, 1970
4	vs. Baltimore	Jan. 9, 2011
4	vs. Buffalo	Jan. 24, 2021

Most Interceptions By, Game

5	vs. Houston	Dec. 23, 1962
4	at Oakland	Jan. 4, 1970
4	vs. L.A. Raiders	Dec. 28, 1991
4	at Houston	Jan. 9, 2016

* - Playoff Game ** - Super Bowl

PLAYOFF OPPONENT RECORDS

Total Points

24	Gabriel Davis, Buffalo	Jan. 23, 2022
18	Fred Biletnikoff, Oakland	Dec. 22, 1968
18	Thurman Thomas, Buffalo	Jan. 23, 1994
18	Chris Boswell, Pittsburgh	Jan. 15, 2017
15	Scott Norwood, Buffalo	Jan. 5, 1992
14	Steve Christie, Buffalo	Jan. 23, 1994

Total Touchdowns

4	Gabriel Davis, Buffalo	Jan. 23, 2022
3	Fred Biletnikoff, Oakland	Dec. 22, 1968
3	Thurman Thomas, Buffalo	Jan. 23, 1994
2	Max McGee, Green Bay	Jan. 15, 1967
2	Elijah Pitts, Green Bay	Jan. 15, 1967
2	Warren Wells, Oakland	Dec. 22, 1968
2	Freeman McNeil, N.Y. Jets	Dec. 28, 1986
2	Andre Reed, Buffalo	Jan. 5, 1992
2	Terrell Davis, Denver	Jan. 4, 1998
2	Edgerrin James, Indianapolis	Jan. 11, 2004
2	T.Y. Hilton, Indianapolis	Jan. 4, 2014
2	Donald Brown, Indianapolis	Jan. 4, 2014
2	Rob Gronkowski, New England	Jan. 16, 2016
2	Rex Burkhead, New England	Jan. 20, 2019
2	Sony Michel, New England	Jan. 20, 2019
2	Rob Gronkowski, Tampa Bay	Feb. 7, 2021

Field Goals

6	Chris Boswell, Pittsburgh	Jan. 15, 2017
4	Tyler Bass, Buffalo	Jan. 24, 2021
4	Evan McPherson, Cincinnati	Jan. 30, 2022
3	Scott Norwood, Buffalo	Jan. 5, 1992
3	Steve Christie, Buffalo	Jan. 23, 1994
3	Adam Vinatieri, Indianapolis	Jan. 6, 2007
3	Billy Cundiff, Baltimore	Jan. 9, 2011

Pass Attempts (All 40+)

52	Deshaun Watson, Houston	Jan. 12, 2020
48	Josh Allen, Buffalo	Jan. 24, 2021
46	George Blanda, Houston	Dec. 23, 1962
46	Tom Brady, New England	Jan. 20, 2019
45	Andrew Luck, Indianapolis	Jan. 4, 2014
44	Ben Roethlisberger, Pittsburgh	Jan. 16, 2022
43	Warren Moon, Houston	Jan. 16, 1994
42	Neil O'Donnell, Pittsburgh	Jan. 8, 1994
42	Tom Brady, New England	Jan. 16, 2016
40	Joe Namath, N.Y. Jets	Dec. 20, 1969

Pass Completions

32	Warren Moon, Houston	Jan. 16, 1994
31	Peyton Manning, Indianapolis	Jan. 6, 2007
31	Deshaun Watson, Houston	Jan. 12, 2020
30	Tom Brady, New England	Jan. 20, 2019
29	Andrew Luck, Indianapolis	Jan. 4, 2014
29	Ben Roethlisberger, Pittsburgh	Jan. 16, 2022
28	Tom Brady, New England	Jan. 16, 2016
28	Josh Allen, Buffalo	Jan. 24, 2021

Passing Yards (All 300+)

443	Andrew Luck, Indianapolis	Jan. 4, 2014
388	Deshaun Watson, Houston	Jan. 12, 2020
348	Tom Brady, New England	Jan. 20, 2019
345	Daryle Lamonica, Oakland	Dec. 22, 1968
329	Josh Allen, Buffalo	Jan. 23, 2022
306	Warren Moon, Houston	Jan. 16, 1994
304	Peyton Manning, Indianapolis	Jan. 11, 2004
302	Tom Brady, New England	Jan. 16, 2016

Long Pass

75	Josh Allen to Gabriel Davis, Buffalo	Jan. 23, 2022
69	Jack Kemp to Elbert Dubenion, Buffalo	Jan. 1, 1967

Touchdown Passes

5	Daryle Lamonica, Oakland	Dec. 22, 1968
4	Andrew Luck, Indianapolis	Jan. 4, 2014
4	Josh Allen, Buffalo	Jan. 23, 2022
3	Pat Ryan, N.Y. Jets	Dec. 28, 1986
3	Jim Kelly, Buffalo	Jan. 5, 1992
3	Neil O'Donnell, Pittsburgh	Jan. 8, 1994
3	Peyton Manning, Indianapolis	Jan. 11, 2004
3	Tom Brady, Tampa Bay	Feb. 7, 2021

Interceptions Thrown

5	George Blanda, Houston	Dec. 23, 1962
4	Todd Marinovich, L.A. Raiders	Dec. 28, 1991
4	Brian Hoyer, Houston	Jan. 9, 2016
3	Joe Namath, N.Y. Jets	Dec. 20, 1969
3	Daryle Lamonica, Oakland	Jan. 4, 1970
3	Jim Kelly, Buffalo	Jan. 5, 1992
3	Peyton Manning, Indianapolis	Jan. 6, 2007
3	Andrew Luck, Indianapolis	Jan. 4, 2014

Rushing Attempts

33	Thurman Thomas, Buffalo	Jan. 23, 1994
31	Freeman McNeil, N.Y. Jets	Dec. 28, 1986
30	Le'Veon Bell, Pittsburgh	Jan. 15, 2017
29	Sony Michel, New England	Jan. 20, 2019
26	Edgerrin James, Indianapolis	Jan. 11, 2004

Rushing Yards (All 100+)

186	Thurman Thomas, Buffalo	Jan. 23, 1994
170	Le'Veon Bell, Pittsburgh	Jan. 15, 2017
156	Derrick Henry, Tennessee	Jan. 6, 2018
135	Freeman McNeil, N.Y. Jets	Dec. 28, 1986
125	Edgerrin James, Indianapolis	Jan. 11, 2004
122	Joseph Addai, Indianapolis	Jan. 6, 2007
119	Marion Butts, San Diego	Jan. 2, 1993
113	Sony Michel, New England	Jan. 20, 2019
107	Nick Bell, L.A. Raiders	Dec. 28, 1991
101	Terrell Davis, Denver	Jan. 4, 1998
100	Thurman Thomas, Buffalo	Jan. 5, 1992

Rushing Touchdowns

3	Thurman Thomas, Buffalo	Jan. 23, 1994
2	Elijah Pitts, Green Bay	Jan. 15, 1967
2	Freeman McNeil, N.Y. Jets	Dec. 28, 1986
2	Terrell Davis, Denver	Jan. 4, 1998
2	Edgerrin James, Indianapolis	Jan. 11, 2004
2	Rex Burkhead, New England	Jan. 20, 2019
2	Sony Michel, New England	Jan. 20, 2019

Long Run

54	Marion Butts, San Diego	Jan. 2, 1993
----	-------------------------	--------------

Pass Receptions

13	T.Y. Hilton, Indianapolis	Jan. 4, 2014
10	Todd Heap, Baltimore	Jan. 9, 2011
10	Julian Edelman, New England	Jan. 16, 2016
9	Haywood Jeffires, Houston	Jan. 16, 1994
9	Dallas Clark, Indianapolis	Jan. 6, 2007
8	Charles Smith, Oakland	Jan. 4, 1970
8	Gabriel Davis, Buffalo	Jan. 23, 2022

Receiving Yards (All 100+)

224	T.Y. Hilton, Indianapolis	Jan. 4, 2014
201	Gabriel Davis, Buffalo	Jan. 23, 2022
180	Fred Biletnikoff, Oakland	Dec. 22, 1968
140	Paul Warfield, Miami	Dec. 25, 1971
138	Max McGee, Green Bay	Jan. 15, 1967
127	Bobby Burnett, Buffalo	Jan. 11, 1967
118	DeAndre Hopkins, Houston	Jan. 12, 2020
111	John Henderson, Minnesota	Jan. 11, 1970
108	Todd Heap, Baltimore	Jan. 9, 2011
108	Antonio Brown, Pittsburgh	Jan. 15, 2017
103	Dallas Clark, Indianapolis	Jan. 6, 2007
103	Tee Higgins, Cincinnati	Jan. 30, 2022
100	Andre Reed, Buffalo	Jan. 5, 1992
100	Julian Edelman, New England	Jan. 16, 2016

Touchdown Receptions

4	Gabriel Davis, Buffalo	Jan. 23, 2022
3	Fred Biletnikoff, Oakland	Dec. 22, 1968
2	Max McGee, Green Bay	Jan. 15, 1967
2	Warren Wells, Oakland	Dec. 22, 1968
2	Andre Reed, Buffalo	Jan. 5, 1992
2	T.Y. Hilton, Indianapolis	Jan. 4, 2014
2	Rob Gronkowski, New England	Jan. 16, 2016
2	Rob Gronkowski, Tampa Bay	Feb. 7, 2021

Interceptions Made

2	Kirby Jackson, Buffalo	Jan. 5, 1992
---	------------------------	--------------

Long Interception Return

50	Willie Wood, Green Bay	Jan. 15, 1967
----	------------------------	---------------

Long Punt Return

26	Russell Copeland, Buffalo	Jan. 23, 1994
----	---------------------------	---------------

Long Kickoff Return

52	George Atkinson, Oakland	Jan. 4, 1970
----	--------------------------	--------------

Long Punt

PLAYOFF OPPONENT RECORDS

64	Reggie Roby, Miami	Jan. 5, 1991
Long Field Goal (All 50+)		
58	Pete Stoyanovich, Miami	Jan. 5, 1991
52	Ryan Succop, Tampa Bay	Feb. 7, 2021
52	Evan McPherson, Cincinnati	Jan. 30, 2022
51	Tyler Bass, Buffalo	Jan. 24, 2021
50	Adam Vinatieri, Indianapolis	Jan. 6, 2007

Sacks		
3	Gerald Williams, Pittsburgh	Jan. 8, 1994
3	Whitney Mercilus, Houston	Jan. 9, 2016

* - Playoff Game ** - Super Bowl

SUPERLATIVES



SUPERLATIVES

SUPERLATIVES

100-YARD PASS RECEIVERS (280)

	Date	Opponent	Player	Rec.	Yds.	Avg.	LG	TD	Result
1.	10/2/60	N.Y. Titans	Johnny Robinson	3	120	40.0	72	0	L, 35-37
2.	12/18/60	Buffalo	Johnny Robinson	4	130	32.5	74t	1	W, 24-7
3.	9/24/61	@ Oakland	Chris Burford	6	101	16.8	32	1	W, 42-35
4.	11/3/61	@ Boston	Chris Burford	7	137	19.6	42t	1	L, 21-28
5.	11/12/61	Buffalo	Chris Burford	9	102	11.3	36	0	L, 20-30
6.	12/3/61	@ N.Y. Titans	Abner Haynes	6	127	21.2	43	0	L, 7-28
7.	12/3/61	@ N.Y. Titans	Chris Burford	3	105	35.0	54	0	
8.	12/10/61	Denver	Johnny Robinson	6	112	18.7	45t	1	W, 49-21
9.	10/12/62	@ Boston	Chris Burford	10	171	17.1	31t	1	W, 27-7
10.	10/21/62	N.Y. Titans	Abner Haynes	4	121	30.3	78	1	W, 20-17
11.	11/18/62	@ Denver	Fred Arbanas	3	117	39.0	47t	1	W, 24-3
12.	9/7/63	@ Denver	Frank Jackson	7	149	21.3	81t	2	W, 59-7
13.	9/22/63	@ Buffalo	Chris Burford	11	106	9.6	19t	2	T, 27-27
14.	10/13/63	Buffalo	Chris Burford	10	100	10.0	33t	1	L, 26-35
15.	10/20/63	San Diego	Abner Haynes	8	149	18.6	73t	1	L, 17-38
16.	12/1/63	@ N.Y. Jets	Frank Jackson	6	110	18.3	48	0	L, 0-17
17.	9/13/64	@ Buffalo	Fred Arbanas	6	113	18.8	42	1	L, 17-34
18.	9/27/64	@ Oakland	Abner Haynes	5	117	23.4	56t	1	W, 21-9
19.	10/4/64	Houston	Chris Burford	8	143	17.9	50t	2	W, 28-7
20.	10/4/64	Houston	Fred Arbanas	4	131	32.8	59	0	
21.	10/11/64	@ Denver	Chris Burford	5	108	21.6	36	2	L, 27-33
22.	10/11/64	@ Denver	Fred Arbanas	5	103	20.6	33	1	
23.	11/1/64	Denver	Abner Haynes	5	106	21.2	40	1	W, 49-39
24.	11/1/64	Denver	Curtis McClinton	4	103	25.8	66t	2	
25.	11/29/64	@ N.Y. Jets	Frank Jackson	10	175	17.5	34	0	L, 14-27
26.	12/6/64	Boston	Frank Jackson	7	144	20.6	72	0	L, 24-31
27.	12/13/64	@ San Diego	Frank Jackson	8	142	17.8	64t	4	W, 49-6
28.	11/21/65	@ Boston	Chris Burford	9	120	13.3	34	1	T, 10-10
29.	11/28/65	Houston	Frank Jackson	5	118	23.6	45	1	W, 52-21
30.	12/19/65	Denver	Curtis McClinton	5	213	42.6	69	0	W, 45-35
31.	12/19/65	Denver	Otis Taylor	6	110	18.3	41	1	
32.	9/25/66	@ Boston	Chris Burford	10	155	15.5	31t	3	W, 43-24
33.	10/2/66	Buffalo	Otis Taylor	4	125	31.3	71t	1	L, 14-29
34.	10/8/66	Denver	Otis Taylor	5	103	20.6	55	0	W, 37-10
35.	10/30/66	Houston	Otis Taylor	5	187	37.4	77t	1	W, 48-23
36.	11/13/66	Miami	Otis Taylor	4	113	28.3	89t	1	W, 34-16
37.	11/20/66	Boston	Otis Taylor	9	133	14.8	26	2	T, 27-27
38.	11/27/66	@ N.Y. Jets	Otis Taylor	6	136	22.7	45	0	W, 32-24
39.	11/27/66	@ N.Y. Jets	Chris Burford	8	109	13.6	32	1	
40.	10/15/67	San Diego	Otis Taylor	9	134	14.9	45	0	L, 31-45
41.	9/28/68	Miami	Otis Taylor	3	113	37.7	44	1	W, 48-3
42.	11/3/68	Oakland	Gloster Richardson	2	121	60.5	92t	2	L, 21-38
43.	11/17/68	Boston	Frank Pitts	5	126	25.2	90t	1	W, 31-17
44.	11/28/68	Houston	Frank Pitts	7	124	17.7	43t	2	W, 24-10
45.	12/14/68	@ Denver	Otis Taylor	3	119	39.7	67t	1	W, 30-7
46.	9/14/69	@ San Diego	Otis Taylor	5	111	22.2	55t	2	W, 27-9
47.	10/19/69	Miami	Otis Taylor	4	131	32.8	79	0	W, 17-10
48.	10/26/69	Cincinnati	Mike Garrett	5	101	20.2	41	1	W, 42-22
49.	11/23/69	Oakland	Otis Taylor	6	103	17.2	36	1	L, 24-27
50.	9/20/70	@ Minnesota	Otis Taylor	5	100	20.0	59t	1	L, 10-27
51.	11/1/70	Oakland	Otis Taylor	4	129	32.3	56	1	T, 17-17
52.	10/18/71	Pittsburgh	Otis Taylor	6	190	31.7	82	2	W, 38-16
53.	10/24/71	Washington	Otis Taylor	5	105	21.0	28t	2	W, 27-20
54.	12/12/71	Oakland	Otis Taylor	8	113	14.1	29t	1	W, 16-14
55.	10/15/72	Cincinnati	Otis Taylor	10	149	14.9	26	1	L, 16-23
56.	9/23/73	@ New England	Otis Taylor	5	115	23.0	46	0	W, 10-7
57.	11/10/74	San Diego	Larry Brunson	9	210	23.3	84t	1	L, 7-14
58.	10/19/75	@ San Diego	Walter White	2	105	52.5	60t	1	W, 12-10
59.	12/21/75	@ Oakland	Barry Pearson	6	103	17.2	27	1	L, 20-28

SUPERLATIVES

60.	10/3/76	@ Buffalo	Larry Brunson	6	106	17.7	24	0	L, 17-50
61.	11/7/76	Pittsburgh	Walter White	6	105	17.5	40	0	L, 0-45
62.	10/21/79	N.Y. Giants	Tony Reed	8	103	12.9	26	0	L, 17-21
63.	10/19/80	@ Denver	Henry Marshall	6	103	17.2	46t	1	W, 23-17
64.	11/23/80	@ St. Louis	Henry Marshall	7	117	16.7	36	0	W, 21-13
65.	12/21/80	@ Baltimore	Henry Marshall	9	176	19.6	75t	2	W, 38-28
66.	12/21/80	@ Baltimore	J.T. Smith	7	129	18.4	37t	1	
67.	9/20/81	San Diego	J.T. Smith	9	140	15.6	33	0	L, 31-42
68.	10/11/81	Oakland	Henry Marshall	6	110	18.3	43	1	W, 27-0
69.	10/11/81	Oakland	Joe Delaney	3	104	34.7	61	0	
70.	11/21/82	@ New Orleans	J.T. Smith	6	101	16.8	51	0	L, 17-27
71.	12/12/82	L.A. Raiders	Al Dixon	6	102	17.0	37	0	L, 16-21
72.	12/19/82	@ Denver	Carlos Carson	3	110	36.7	51	1	W, 37-16
73.	9/4/83	Seattle	Carlos Carson	7	104	14.9	48	1	W, 17-13
74.	9/18/83	@ Washington	Carlos Carson	6	109	18.2	34	0	L, 12-27
75.	10/16/83	N.Y. Giants	Henry Marshall	7	131	18.7	46t	2	W, 38-17
76.	11/6/83	L.A. Raiders	Carlos Carson	5	103	20.6	39	0	L, 20-28
77.	11/20/83	@ Dallas	Carlos Carson	7	135	19.3	48t	2	L, 21-41
78.	11/20/83	@ Dallas	Henry Marshall	8	115	14.4	35	0	
79.	11/27/83	@ Seattle	Carlos Carson	7	149	21.3	35	1	L, 48-51 OT
80.	12/11/83	@ San Diego	Carlos Carson	7	165	23.6	50t	1	L, 38-41
81.	9/9/84	Cincinnati	Anthony Hancock	3	109	36.3	46t	1	W, 27-22
82.	9/23/84	@ Denver	Henry Marshall	8	148	18.5	37	0	L, 0-21
83.	10/14/84	San Diego	Carlos Carson	7	165	23.6	29	0	W, 31-13
84.	10/28/84	Tampa Bay	Carlos Carson	7	131	18.7	56	0	W, 24-20
85.	11/25/84	@ N.Y. Giants	Carlos Carson	5	153	30.6	56	1	L, 27-28
86.	12/2/84	Denver	Carlos Carson	7	126	18.0	36	1	W, 16-13
87.	12/9/84	Seattle	Henry Marshall	8	166	20.8	36	1	W, 34-7
88.	9/8/85	@ New Orleans	Carlos Carson	8	173	21.6	37	2	W, 47-27
89.	9/12/85	L.A. Raiders	Carlos Carson	5	118	23.6	26	1	W, 36-20
90.	12/22/85	San Diego	Stephone Paige	8	309	38.6	84t	2	W, 38-34
91.	11/30/86	Buffalo	Stephone Paige	9	119	13.2	26	1	L, 14-17
92.	10/25/87	@ San Diego	Carlos Carson	9	197	21.9	63t	2	L, 21-42
93.	11/1/87	@ Chicago	Stephone Paige	5	121	24.2	51	1	L, 28-31
94.	11/1/87	@ Chicago	Carlos Carson	7	117	16.7	29t	1	
95.	11/15/87	N.Y. Jets	Jonathan Hayes	5	105	21.0	33	0	L, 9-16
96.	12/13/87	L.A. Raiders	Carlos Carson	4	142	35.5	67t	1	W, 16-10
97.	12/27/87	Seattle	Carlos Carson	4	120	30.0	81t	1	W, 41-20
98.	12/27/87	Seattle	Stephone Paige	8	110	15.7	46t	1	
99.	9/11/88	@ Seattle	Paul Palmer	8	105	13.1	27	0	L, 10-31
100.	9/25/88	San Diego	Paul Palmer	5	122	24.4	71t	2	L, 23-24
101.	10/2/88	@ N.Y. Jets	Carlos Carson	5	162	32.4	80t	1	T, 17-17
102.	10/16/88	L.A. Raiders	Paul Palmer	5	103	20.6	48t	1	L, 17-27
103.	11/20/88	Seattle	Stephone Paige	5	106	21.2	49	0	W, 27-24
104.	12/4/88	N.Y. Jets	Stephone Paige	4	113	28.3	41t	2	W, 38-34
105.	10/29/89	@ Pittsburgh	Stephone Paige	7	163	23.3	50	0	L, 17-23
106.	11/26/89	Houston	Stephone Paige	7	114	16.3	42	0	W, 34-0
107.	12/3/89	Miami	Stephone Paige	7	133	19.0	38	1	W, 26-21
108.	9/17/90	@ Denver	Stephone Paige	10	206	20.6	83t	2	L, 23-24
109.	12/23/90	@ San Diego	Todd McNair	3	111	37.0	65	1	W, 24-21
110.	11/24/91	@ Cleveland	Emile Harry	11	159	14.5	36	1	L, 15-20
111.	12/22/91	@ L.A. Raiders	J.J. Birden	8	188	23.5	57	2	W, 27-21
112.	10/4/92	@ Denver	Willie Davis	5	127	25.4	50t	1	L, 19-20
113.	10/11/92	Philadelphia	Willie Davis	5	167	33.4	74t	1	W, 24-17
114.	10/18/92	@ Dallas	Willie Davis	6	100	16.7	38	0	L, 10-17
115.	11/15/92	Washington	Tim Barnett	6	148	24.7	44t	2	W, 35-16
116.	9/20/93	Denver	Willie Davis	6	139	23.2	35	0	W, 15-7
117.	11/14/93	@ L.A. Raiders	Willie Davis	5	115	23.0	66t	1	W, 31-20
118.	9/4/94	@ New Orleans	Willie Davis	7	109	15.6	42	1	W, 30-17
119.	12/4/94	Denver	Willie Davis	3	107	35.7	62t	1	L, 17-20 OT
120.	12/4/94	Denver	J.J. Birden	7	101	14.4	44	0	
121.	12/12/94	@ Miami	J.J. Birden	10	131	13.1	22t	1	L, 28-45

SUPERLATIVES

122.	12/18/94		Houston	Lake Dawson	5	101	20.2	50	1	W, 31-19
123.	9/3/95	@	Seattle	Willie Davis	6	155	25.8	60t	2	W, 34-10
124.	9/24/95	@	Cleveland	Keith Cash	8	111	13.9	38t	1	L, 17-35
125.	9/8/97	@	Oakland	Andre Rison	8	162	20.3	43	1	W, 28-27
126.	11/30/97		San Francisco	Andre Rison	5	117	23.4	45	2	W, 44-9
127.	11/22/98	@	San Diego	Derrick Alexander	5	173	34.6	41	1	L, 37-38
128.	11/29/98		Arizona	Derrick Alexander	6	116	19.3	30t	2	W, 34-24
129.	9/12/99	@	Chicago	Derrick Alexander	6	154	25.7	86t	1	L, 17-20
130.	9/19/99		Denver	Derrick Alexander	6	117	19.5	49	0	W, 26-10
131.	10/31/99		San Diego	Derrick Alexander	2	113	56.5	81t	1	W, 34-0
132.	11/21/99		Seattle	Derrick Alexander	8	101	12.6	25	0	L, 19-30
133.	9/17/00		San Diego	Sylvester Morris	6	112	18.7	36t	3	W, 42-10
134.	9/24/00	@	Denver	Tony Gonzalez	10	127	12.7	17	1	W, 23-22
135.	10/2/00		Seattle	Derrick Alexander	5	153	30.6	73	1	W, 24-17
136.	10/15/00		Oakland	Tony Gonzalez	7	100	14.3	22	1	L, 17-20
137.	10/22/00		St. Louis	Derrick Alexander	5	117	23.4	31	1	W, 54-34
138.	10/22/00		St. Louis	Tony Gonzalez	5	117	23.4	39	1	
139.	10/29/00	@	Seattle	Tony Gonzalez	8	101	12.6	22	0	W, 24-19
140.	10/29/00	@	Seattle	Derrick Alexander	4	137	34.3	59t	2	
141.	11/5/00	@	Oakland	Derrick Alexander	9	139	15.4	48t	2	L, 31-49
142.	11/5/00	@	Oakland	Tony Gonzalez	9	134	14.9	29	0	
143.	11/5/00	@	Oakland	Sylvester Morris	6	102	17.0	47	0	
144.	11/19/00		Buffalo	Derrick Alexander	7	146	20.9	35	0	L, 17-21
145.	12/4/00	@	New England	Tony Gonzalez	11	147	13.4	29	1	L, 24-30
146.	12/4/00	@	New England	Derrick Alexander	5	116	23.2	81t	1	
147.	10/7/01	@	Denver	Tony Gonzalez	8	129	16.1	35	0	L, 6-20
148.	11/29/01		Philadelphia	Priest Holmes	8	100	12.5	37	0	L, 10-23
149.	12/9/01	@	Oakland	Priest Holmes	5	109	21.8	67t	1	L, 26-28
150.	12/30/01	@	Jacksonville	Eddie Kennison	6	121	20.2	50	0	W, 30-26
151.	9/8/02	@	Cleveland	Eddie Kennison	4	120	30.0	64	0	W, 40-39
152.	9/29/02		Miami	Tony Gonzalez	7	140	20.0	42t	3	W, 48-30
153.	11/10/02	@	San Francisco	Eddie Kennison	8	134	16.8	23	0	L, 13-17
154.	11/24/02	@	Seattle	Priest Holmes	7	110	15.7	64t	1	L, 32-39
155.	12/15/02	@	Denver	Dante Hall	5	143	28.6	75t	2	L, 24-31
156.	12/22/02		San Diego	Marc Boerigter	5	144	28.8	99t	2	W, 24-22
157.	10/12/03	@	Green Bay	Tony Gonzalez	4	121	30.0	67	1	W, 40-34 OT
158.	10/12/03	@	Green Bay	Johnnie Morton	6	109	18.2	38	1	
159.	10/26/03		Buffalo	Dante Hall	4	107	26.8	67t	1	W, 38-5
160.	11/9/03		Cleveland	Eddie Kennison	7	115	16.4	36	0	W, 41-20
161.	11/23/03		Oakland	Priest Holmes	6	100	16.7	36	0	W, 27-24
162.	12/7/03	@	Denver	Dante Hall	11	124	11.3	34	0	L, 27-45
163.	12/14/03		Detroit	Derrick Blaylock	5	106	21.2	63t	1	W, 45-17
164.	9/12/04	@	Denver	Eddie Kennison	6	101	16.8	57	0	L, 24-34
165.	9/26/04		Houston	Tony Gonzalez	8	106	13.3	25	1	L, 21-24
166.	10/17/04	@	Jacksonville	Johnnie Morton	7	111	15.9	52	0	L, 16-22
167.	10/31/04		Indianapolis	Tony Gonzalez	8	125	15.6	32	2	W, 45-35
168.	11/7/04	@	Tampa Bay	Tony Gonzalez	9	123	13.7	29	1	L, 31-34
169.	11/7/04	@	Tampa Bay	Eddie Kennison	6	104	17.3	59	0	
170.	11/14/04	@	New Orleans	Eddie Kennison	7	121	17.3	23	1	L, 20-27
171.	11/22/04		New England	Johnnie Morton	5	107	21.4	36	0	L, 19-27
172.	11/28/04		San Diego	Tony Gonzalez	8	105	13.1	27	0	L, 31-34
173.	12/5/04	@	Oakland	Eddie Kennison	8	149	18.6	70t	1	W, 34-27
174.	12/19/04		Denver	Eddie Kennison	7	101	14.4	42	2	W, 45-17
175.	12/25/04		Oakland	Tony Gonzalez	11	124	11.3	26t	2	W, 31-30
176.	1/2/05	@	San Diego	Tony Gonzalez	14	144	10.3	32	0	L, 17-24
177.	1/2/05	@	San Diego	Larry Johnson	8	115	14.4	40	1	
178.	9/26/05	@	Denver	Eddie Kennison	8	112	14.0	26	0	L, 10-30
179.	10/2/05		Philadelphia	Eddie Kennison	7	109	15.6	49	1	L, 31-37
180.	10/16/05		Washington	Priest Holmes	5	100	20.0	60t	1	W, 28-21
181.	10/30/05	@	San Diego	Eddie Kennison	7	115	16.4	33	1	W, 20-7
182.	12/4/05		Denver	Eddie Kennison	4	108	27.0	54	0	W, 31-27
183.	1/1/06		Cincinnati	Eddie Kennison	7	151	21.6	55	0	W, 37-3

SUPERLATIVES

184.	10/8/06	@ Arizona	Larry Johnson	6	106	17.7	78	1	W, 23-20
185.	10/22/06	San Diego	Tony Gonzalez	6	138	23.0	57	0	W, 30-27
186.	10/29/06	Seattle	Eddie Kennison	6	132	22.0	51	0	W, 35-28
187.	10/29/06	Seattle	Tony Gonzalez	6	116	19.3	37	0	
188.	12/3/06	@ Cleveland	Eddie Kennison	7	117	16.7	39	1	L, 28-31 OT
189.	12/3/06	@ Cleveland	Tony Gonzalez	9	105	11.7	23t	2	
190.	12/31/06	Jacksonville	Eddie Kennison	6	144	24.0	40	1	W, 35-30
191.	9/30/07	@ San Diego	Dwayne Bowe	8	164	20.5	51t	1	W, 30-16
192.	10/7/07	Jacksonville	Tony Gonzalez	8	100	12.5	22	0	L, 7-17
193.	10/14/07	Cincinnati	Tony Gonzalez	9	102	11.3	26t	2	W, 27-20
194.	11/4/07	Green Bay	Tony Gonzalez	10	109	10.9	25	1	L, 22-33
195.	11/11/07	Denver	Dwayne Bowe	9	105	11.7	23	0	L, 11-27
196.	12/2/07	San Diego	Tony Gonzalez	10	140	14.0	31	0	L, 10-24
197.	12/23/07	@ Detroit	Tony Gonzalez	10	137	13.7	29	0	L, 20-25
198.	10/26/08	@ N.Y. Jets	Dwayne Bowe	6	102	17.0	26	0	L, 24-28
199.	11/9/08	@ San Diego	Tony Gonzalez	10	113	11.3	34t	2	L, 19-20
200.	11/23/08	Buffalo	Tony Gonzalez	10	113	11.3	35	1	L, 31-54
201.	11/30/08	@ Oakland	Tony Gonzalez	8	110	13.8	23	0	W, 20-13
202.	12/21/08	Miami	Jamaal Charles	3	102	34.0	75	0	L, 31-38
203.	12/28/08	@ Cincinnati	Dwayne Bowe	10	103	10.3	32	0	L, 6-16
204.	10/18/09	@ Washington	Dwayne Bowe	6	109	18.2	32	0	W, 14-6
205.	11/22/09	Pittsburgh	Chris Chambers	4	119	29.8	61	0	W, 27-24 OT
206.	12/20/09	Cleveland	Chris Chambers	5	114	22.8	39	1	L, 34-41
207.	10/17/10	@ Houston	Dwayne Bowe	6	108	18.0	42t	2	L, 31-35
208.	11/14/10	@ Denver	Dwayne Bowe	13	186	14.3	24	2	L, 29-49
209.	11/21/10	Arizona	Dwayne Bowe	6	109	18.2	38t	2	W, 31-13
210.	11/28/10	@ Seattle	Dwayne Bowe	13	170	13.1	36t	3	W, 42-24
211.	12/26/10	Tennessee	Dwayne Bowe	6	153	25.5	75t	1	W, 34-14
212.	9/18/11	@ Detroit	Dwayne Bowe	5	101	20.2	45	0	L, 3-48
213.	10/2/11	Minnesota	Dwayne Bowe	5	107	21.4	52t	1	W, 22-17
214.	10/9/11	@ Indianapolis	Dwayne Bowe	7	128	18.3	41t	2	W, 28-24
215.	11/6/11	Miami	Steve Breaston	7	115	16.4	37	0	L, 3-31
216.	9/16/12	@ Buffalo	Dwayne Bowe	8	102	12.8	33t	2	L, 17-35
217.	9/30/12	San Diego	Dwayne Bowe	7	108	15.4	29t	1	L, 20-37
218.	9/19/13	@ Philadelphia	Donnie Avery	7	141	20.1	51	0	W, 26-16
219.	12/15/13	@ Oakland	Jamaal Charles	8	195	24.4	71	4	W, 56-31
220.	12/7/14	@ Arizona	Travis Kelce	7	110	15.7	29	0	L, 14-17
221.	9/13/15	@ Houston	Travis Kelce	6	106	17.7	42t	2	W, 31-24
222.	9/28/15	@ Green Bay	Jeremy Maclin	8	141	17.6	61	1	L, 28-38
223.	10/4/15	@ Cincinnati	Jeremy Maclin	11	148	13.5	44	0	L, 36-21
224.	11/29/15	Buffalo	Jeremy Maclin	9	160	17.8	41	1	W, 30-22
225.	1/9/16	@ Houston	Travis Kelce	8	128	16.0	48	0	W, 30-0
226.	9/11/16	San Diego	Spencer Ware	7	129	18.4	45	0	W, 33-27 OT
227.	10/30/16	@ Indianapolis	Travis Kelce	7	101	14.4	21	1	W, 30-14
228.	11/20/16	Tampa Bay	Travis Kelce	7	108	15.4	44	0	L, 17-19
229.	11/27/16	@ Denver	Travis Kelce	8	101	12.6	21	0	W, 30-27 OT
230.	12/4/16	@ Atlanta	Travis Kelce	8	140	17.5	35	0	W, 29-28
231.	12/8/16	Oakland	Travis Kelce	5	101	20.2	34	0	W, 21-13
232.	12/25/16	Denver	Travis Kelce	11	160	14.5	80t	1	W, 33-10
233.	9/7/17	@ New England	Tyreek Hill	7	133	19.0	75t	1	W, 42-27
234.	9/17/17	Philadelphia	Travis Kelce	8	103	12.9	44	1	W, 27-20
235.	10/2/17	Washington	Travis Kelce	7	111	15.9	32	1	W, 29-20
236.	10/19/17	@ Oakland	Tyreek Hill	6	125	20.8	64t	1	L, 30-31
237.	10/30/17	Denver	Travis Kelce	7	133	19.0	33	1	W, 29-19
238.	11/19/17	@ New York Giants	Travis Kelce	8	109	13.6	32	0	L, 9-12 OT
239.	12/3/17	@ New York Jets	Tyreek Hill	6	185	30.8	79t	2	L, 31-38
240.	12/24/17	Miami	Tyreek Hill	6	109	18.2	52	0	W, 29-13
241.	12/31/17	@ Denver	Albert Wilson	10	147	14.7	24	0	W, 27-24
242.	9/9/18	@ Los Angeles Chargers	Tyreek Hill	7	169	24.1	58t	2	W, 38-28
243.	9/16/18	@ Pittsburgh	Travis Kelce	7	109	15.6	31	2	W, 42-37
244.	9/16/18	@ Pittsburgh	Sammy Watkins	6	100	16.7	40	0	
245.	9/23/18	San Francisco	Travis Kelce	8	114	14.3	25	0	W, 38-27



SUPERLATIVES

246.	10/7/18	Jacksonville	Travis Kelce	5	100	20.0	40	0	W, 30-14
247.	10/14/18	@ New England	Tyreek Hill	7	142	20.3	75t	3	L, 40-43
248.	10/14/18	@ New England	Kareem Hunt	5	105	21.0	67t	1	
249.	10/28/18	Denver	Sammy Watkins	8	107	13.4	24	2	W, 30-23
250.	11/11/18	Arizona	Tyreek Hill	7	117	16.7	38	2	W, 26-14
251.	11/19/18	@ Los Angeles Rams	Tyreek Hill	10	215	21.5	73t	2	L, 51-54
252.	11/19/18	@ Los Angeles Rams	Travis Kelce	10	127	12.7	37	1	
253.	12/2/18	@ Oakland	Travis Kelce	12	168	14.0	28	2	W, 40-33
254.	12/9/18	Baltimore	Tyreek Hill	8	139	17.4	48	0	W, 27-24 OT
255.	12/30/18	Oakland	Tyreek Hill	5	101	20.2	67t	1	W, 35-3
256.	9/8/19	@ Jacksonville	Sammy Watkins	9	198	22	68t	3	W, 40-26
257.	9/15/19	@ Oakland	Demarcus Robinson	6	172	28.7	44t	2	W, 28-10
258.	9/15/19	@ Oakland	Travis Kelce	7	107	15.3	34	1	
259.	10/6/19	Indianapolis	Byron Pringle	6	103	17.2	28	1	L, 13-19
260.	11/3/19	Minnesota	Tyreek Hill	6	140	23.3	41	1	W, 26-23
261.	11/10/19	@ Tennessee	Tyreel Hill	11	157	14.3	39	1	L, 32-35
262.	12/15/19	Denver	Travis Kelce	11	142	12.9	21	0	W, 23-3
263.	10/11/20	Las Vegas	Travis Kelce	8	108	13.5	32	1	L, 32-40
264.	11/1/20	New York Jets	Travis Kelce	8	109	13.6	25	1	W, 35-9
265.	11/8/20	Carolina	Travis Kelce	10	159	15.9	44	0	W, 33-31
266.	11/8/20	Carolina	Tyreek Hill	9	113	12.6	28t	2	
267.	11/22/20	@ Las Vegas	Travis Kelce	8	127	15.9	22t	1	W, 35-31
268.	11/22/20	@ Las Vegas	Tyreek Hill	11	102	9.3	15	1	
269.	11/29/20	@ Tampa Bay	Tyreek Hill	13	269	20.7	75t	3	W, 27-24
270.	12/6/20	Denver	Travis Kelce	8	136	17.0	28	1	W, 22-16
271.	12/13/20	@ Miami	Travis Kelce	8	136	17.0	32	1	W, 33-27
272.	9/12/21	Cleveland	Tyreek Hill	11	197	17.9	75t	1	W, 33-29
273.	9/19/21	@ Baltimore	Travis Kelce	7	109	15.6	46t	1	L, 35-36
274.	9/26/21	L.A. Chargers	Travis Kelce	7	104	14.9	28	0	L, 24-30
275.	10/3/21	@ Philadelphia	Tyreek Hill	11	186	16.9	44t	3	W, 42-30
276.	11/14/21	@ Las Vegas	Travis Kelce	8	119	14.9	30	0	W, 41-14
277.	11/14/21	@ Las Vegas	Darrel Williams	9	101	11.2	38t	1	
278.	12/16/21	@ L.A. Chargers	Tyreek Hill	12	148	12.3	40	1	W, 34-28 OT
279.	12/16/21	@ L.A. Chargers	Travis Kelce	10	191	19.1	69	2	
280.	1/8/22	@ Denver	Mecole Hardman	8	103	12.9	44	0	W, 28-24

Note: The Chiefs have registered 251 regular season games in franchise history with at least one 100-yard receiver. In those games with at least one 100-yard receiver, the Chiefs are 141-105-5 (.572). Kansas City has 29 regular season games with two or more 100-yard receivers in franchise history. They are 17-12-0 (.586) in those games.

SUPERLATIVES

CAREER 100-YARD RECEIVING GAMES

	Player	100-Yard Games
1.	Travis Kelce (2013-21)	29
2.	Tony Gonzalez (1997-08)	26
3.	Otis Taylor (1965-75)	20
4t.	Carlos Carson (1980-89)	18
	Tyreek Hill (2016-21)	18
6.	Eddie Kennison (2001-07)	17
7.	Dwayne Bowe (2007-14)	15
8.	Chris Burford (1960-67)	12
	Derrick Alexander (1998-01)	12
10.	Stephone Paige (1983-91)	11
11.	Henry Marshall (1976-87)	8
	Willie Davis (1991-95)	8
13.	Frank Jackson (1961-65)	6
14.	Abner Haynes (1960-65)	5
	Priest Holmes (2001-07)	5
16.	Fred Arbanas (1962-70)	4
17.	Johnny Robinson (1960-71)	3
	J.T. Smith (1978-84)	3
	Paul Palmer (1987-88)	3
	J.J. Birden (1990-94)	3
	Dante Hall (2000-06)	3
	Johnnie Morton (2002-04)	3
	Jeremy Maclin (2015-16)	3
	Sammy Watkins (2018-20)	3
25.	Curtis McClinton (1962-69)	2
	Frank Pitts (1965-71)	2
	Larry Brunson (1974-77)	2
	Walter White (1975-79)	2
	Andre Rison (1997-99)	2
	Sylvester Morris (2000-03)	2
	Larry Johnson (2003-09)	2
	Chris Chambers (2009-10)	2
	Jammal Charles (2008-16)	2
34.	Gloster Richardson (1967-70)	1
	Mike Garrett (1966-70)	1
	Barry Pearson (1974-76)	1
	Tony Reed (1977-80)	1
	Joe Delaney (1981-82)	1
	Al Dixon (1979-82)	1
	Anthony Hancock (1982-86)	1
	Jonathan Hayes (1985-93)	1
	Todd McNair (1989-93, '96)	1
	Emile Harry (1986-92)	1
	Tim Barnett (1991-93)	1
	Lake Dawson (1994-97)	1
	Keith Cash (1992-96)	1
	Marc Boerigter (2002-05)	1
	Derrick Blaylock (2001-04)	1
	Donnie Avery (2013-14)	1
	Steve Breaston (2011-12)	1
	Spencer Ware (2015-19)	1
	Albert Wilson (2014-17)	1
	Kareem Hunt (2017-18)	1
	Demarcus Robinson (2016-21)	1
	Byron Pringle (2019-21)	1
	Darrel Williams (2018-21)	1
	Mecole Hardman (2019-21)	1

SUPERLATIVES

100-YARD RUSHING/RECEIVING GAMES (5)

	Date	Opponent	Player	Rushing Att.	Receiving Yards	TD	Rec.	Yards	TD	Result
1.	9/27/64	@ Oakland	Abner Haynes	12	106	0	5	117	1	W, 21-9
2.	10/21/79	N.Y. Giants	Tony Reed	20	106	0	8	103	0	L, 17-21
3.	10/11/81	Oakland	Joe Delaney	28	106	0	3	104	0	W, 27-0
4.	12/9/01	@ Oakland	Priest Holmes	28	168	1	5	109	1	L, 26-28
5.	11/24/02	@ Seattle	Priest Holmes	23	197	2	7	110	1	L, 32-39

SUPERLATIVES

100-YARD RUSHERS (208)

	Date	Opponent	Player	Att.	Yds.	Avg.	LG	TD	Result
1.	11/13/60	Denver	Abner Haynes	15	114	7.6	58	1	W, 34-7
2.	11/24/60	@ N.Y. Titans	Abner Haynes	11	157	14.3	67t	2	L, 35-41
3.	9/10/61	San Diego	Jack Spikes	7	109	15.6	74t	1	L, 10-26
4.	10/1/61	Houston	Abner Haynes	19	117	6.2	35	1	W, 26-21
5.	10/1/61	Houston	Jack Spikes	15	146	9.7	73t	3	
6.	10/8/61	@ Denver	Abner Haynes	26	139	5.3	53	0	W, 19-12
7.	11/26/61	Oakland	Abner Haynes	14	158	11.3	33	5	W, 43-11
8.	12/10/61	Denver	Frank Jackson	16	106	6.6	49t	4	W, 49-21
9.	12/17/61	N.Y. Titans	Abner Haynes	19	107	5.6	34	2	W, 35-24
10.	9/8/62	Boston	Abner Haynes	19	122	6.4	30t	4	W, 42-38
11.	9/30/62	Buffalo	Abner Haynes	16	164	10.3	71t	2	W, 41-21
12.	11/11/62	@ N.Y. Titans	Abner Haynes	24	107	4.5	21	2	W, 52-31
13.	11/11/62	@ N.Y. Titans	Curtis McClinton	19	102	5.4	11	1	
14.	11/25/62	Oakland	Abner Haynes	18	112	6.2	33t	2	W, 35-7
15.	11/25/62	Oakland	Curtis McClinton	12	109	9.1	46	0	
16.	12/9/62	Denver	Curtis McClinton	15	105	7.0	69t	1	W, 17-10
17.	11/3/63	@ Oakland	Curtis McClinton	15	101	6.7	36	0	L, 7-10
18.	9/27/64	@ Oakland	Abner Haynes	12	106	8.8	41	0	W, 21-9
19.	11/22/64	@ Houston	Abner Haynes	25	156	6.2	42	0	W, 28-19
20.	11/29/64	@ N.Y. Jets	Abner Haynes	11	120	10.9	80t	2	L, 14-27
21.	10/24/65	@ Houston	Mack Lee Hill	17	130	7.6	30	1	L, 36-38
22.	11/28/65	Houston	Mack Lee Hill	9	119	13.2	66t	1	W, 52-21
23.	9/11/66	@ Buffalo	Bert Coan	11	101	9.2	32	1	W, 42-20
24.	10/23/66	@ Denver	Bert Coan	13	111	8.5	35t	3	W, 56-10
25.	10/30/66	Houston	Mike Garrett	9	102	11.3	77t	1	W, 48-23
26.	12/18/66	@ San Diego	Mike Garrett	25	161	6.4	26	1	W, 27-17
27.	9/24/67	@ Miami	Mike Garrett	20	131	6.5	28	0	W, 24-0
28.	10/29/67	Denver	Mike Garrett	20	101	5.1	20t	2	W, 52-9
29.	11/5/67	N.Y. Jets	Mike Garrett	23	192	8.3	28	1	W, 42-18
30.	12/17/67	@ Denver	Mike Garrett	20	169	8.5	58	0	W, 38-24
31.	9/28/68	@ Miami	Robert Holmes	13	123	9.5	76t	1	W, 48-3
32.	10/20/68	Oakland	Mike Garrett	24	109	4.5	16	0	W, 24-10
33.	11/10/68	@ Cincinnati	Robert Holmes	21	158	7.5	27t	1	W, 16-9
34.	10/26/69	Cincinnati	Warren McVea	17	141	8.3	80t	1	W, 42-22
35.	11/16/69	@ N.Y. Jets	Warren McVea	15	102	6.8	22	1	W, 34-16
36.	11/1/70	Oakland	Ed Podolak	19	108	5.7	39	0	T, 17-17
37.	11/22/70	St. Louis	Ed Podolak	23	112	4.9	32	0	T, 6-6
38.	12/6/70	Denver	Ed Podolak	12	139	11.6	65t	1	W, 16-0
39.	10/24/71	Washington	Ed Podolak	24	110	4.6	21	0	W, 27-20
40.	11/5/72	Oakland	Ed Podolak	27	115	4.3	30	0	W, 27-14
41.	12/10/72	Baltimore	Wendell Hayes	19	104	5.5	16	0	W, 24-10
42.	11/12/73	Chicago	Ed Podolak	28	134	4.8	13	0	W, 19-7
43.	12/2/73	Cleveland	Willie Ellison	20	108	5.4	19	0	T, 20-20
44.	10/27/74	@ San Diego	Woody Green	23	146	6.3	43	1	W, 24-14
45.	11/18/74	@ Denver	Woody Green	18	114	6.3	24	1	W, 42-34
46.	12/8/74	Oakland	Jeff Kinney	21	124	5.9	21	0	L, 6-7
47.	10/12/75	Oakland	Woody Green	24	101	4.2	18	1	W, 42-10
48.	11/23/75	Detroit	Woody Green	19	135	7.1	42	0	W, 24-21 OT
49.	11/23/75	Detroit	MacArthur Lane	16	108	6.8	39	2	
50.	11/28/76	@ San Diego	Ed Podolak	25	127	5.1	12	2	W, 23-20
51.	12/12/76	Cleveland	Ed Podolak	29	137	4.9	22t	4	W, 39-14
52.	10/3/77	Oakland	Tony Reed	12	119	9.9	59	0	L, 28-37
53.	11/13/77	@ Chicago	Ed Podolak	29	102	3.5	14t	2	L, 27-28
54.	9/3/78	@ Cincinnati	Mark Bailey	26	106	4.1	12	0	W, 24-23
55.	9/10/78	Houston	Tony Reed	16	141	8.8	28	1	L, 17-20
56.	9/17/78	@ N.Y. Giants	Tony Reed	14	114	8.1	48	0	L, 10-26
57.	10/1/78	@ Buffalo	MacArthur Lane	17	144	8.5	30	0	L, 13-28
58.	11/12/78	@ San Diego	Arnold Morgado	29	115	4.0	12	2	L, 23-29 OT
59.	11/26/78	San Diego	Ted McKnight	11	104	9.5	22	0	W, 23-0
60.	12/17/78	@ Seattle	Tony Reed	11	121	11.0	62t	1	L, 19-23



SUPERLATIVES

61.	9/30/79	@ Seattle	Ted McKnight	12	147	12.3	84t	2	W, 24-6
62.	10/21/79	N.Y. Giants	Tony Reed	20	106	5.3	14	0	L, 17-21
63.	11/18/79	@ Oakland	Mike Williams	28	109	3.9	21	0	W, 24-21
64.	10/4/81	@ New England	Joe Delaney	18	101	5.6	18t	1	L, 17-33
65.	10/11/81	Oakland	Joe Delaney	28	106	3.8	12	0	W, 27-0
66.	10/18/81	Denver	Joe Delaney	21	149	7.1	82t	1	W, 24-14
67.	11/1/81	@ San Diego	Joe Delaney	23	117	5.1	19	0	L, 20-22
68.	11/15/81	Houston	Joe Delaney	23	193	6.7	26	1	W, 23-10
69.	11/22/81	Seattle	James Hadnot	10	106	10.6	24	0	W, 40-13
70.	12/20/81	@ Minnesota	Billy Jackson	25	102	4.1	18	0	W, 10-6
71.	12/8/85	Atlanta	Mike Pruitt	16	102	6.4	54	0	W, 38-10
72.	9/13/87	San Diego	Christian Okoye	21	105	5.0	43t	1	W, 20-13
73.	12/27/87	Seattle	Herman Heard	12	107	8.9	37t	1	W, 41-20
74.	11/13/88	Cincinnati	Christian Okoye	16	102	6.4	48	1	W, 31-28
75.	9/24/89	@ San Diego	Christian Okoye	16	112	7.0	59	0	L, 6-21
76.	10/1/89	Cincinnati	Christian Okoye	25	101	4.0	16	1	L, 17-21
77.	10/8/89	@ Seattle	Christian Okoye	30	156	5.2	14	1	W, 20-16
78.	10/22/89	Dallas	Christian Okoye	33	170	5.2	23	2	W, 36-28
79.	10/29/89	@ Pittsburgh	Christian Okoye	23	101	4.4	19	0	L, 17-23
80.	11/5/89	Seattle	Christian Okoye	37	126	3.4	16	1	W, 20-10
81.	12/3/89	Miami	Christian Okoye	32	148	4.6	13	1	W, 26-21
82.	12/10/89	@ Green Bay	Christian Okoye	38	131	3.5	12	1	W, 21-3
83.	9/23/90	@ Green Bay	Christian Okoye	23	122	5.3	32	1	W, 17-3
84.	10/14/90	Detroit	Barry Word	18	200	11.1	53t	2	W, 43-24
85.	12/2/90	@ New England	Barry Word	19	112	5.9	18	0	W, 37-7
86.	12/23/90	@ San Diego	Barry Word	28	106	3.8	14	1	W, 24-21
87.	9/1/91	Atlanta	Christian Okoye	22	143	6.5	48	1	W, 14-3
88.	10/7/91	Buffalo	Christian Okoye	29	122	4.5	14	2	W, 33-6
89.	10/7/91	Buffalo	Harvey Williams	20	103	5.2	21	0	
90.	10/13/91	Miami	Christian Okoye	23	153	6.7	38t	2	W, 42-7
91.	12/14/91	@ San Francisco	Barry Word	17	115	6.8	37	1	L, 14-28
92.	12/22/91	@ L.A. Raiders	Barry Word	35	152	4.3	15	1	W, 27-21
93.	9/20/92	@ Houston	Barry Word	22	114	5.2	13	0	L, 20-23 OT
94.	9/28/92	L.A. Raiders	Barry Word	27	125	4.6	16	0	W, 27-7
95.	12/24/94	@ L.A. Raiders	Marcus Allen	33	132	4.0	14	0	W, 19-9
96.	9/3/95	@ Seattle	Greg Hill	15	109	7.3	27	0	W, 34-10
97.	10/22/95	Denver	Marcus Allen	21	121	5.8	17	1	W, 21-7
98.	12/3/95	@ Oakland	Marcus Allen	21	124	5.9	38	1	W, 29-23
99.	12/24/95	Seattle	Greg Hill	21	113	5.4	16	0	W, 26-3
100.	11/3/96	@ Minnesota	Greg Hill	15	100	6.7	28	2	W, 21-6
101.	11/28/96	@ Detroit	Greg Hill	17	103	6.1	16	0	W, 28-24
102.	9/6/98	Oakland	Donnell Bennett	24	115	4.8	26	1	W, 28-8
103.	12/13/98	Dallas	Bam Morris	27	137	5.1	25	1	W, 20-17
104.	9/19/99	Denver	Kimble Anders	22	142	6.5	46	0	W, 26-10
105.	10/22/00	St. Louis	Kimble Anders	13	102	7.8	69	2	W, 54-34
106.	12/17/00	Denver	Tony Richardson	23	156	6.8	33	1	W, 20-7
107.	9/30/01	@ Washington	Priest Holmes	23	147	6.4	27	2	W, 45-13
108.	10/14/01	Pittsburgh	Priest Holmes	20	150	7.5	26t	2	L, 17-20
109.	11/4/01	@ San Diego	Priest Holmes	30	181	6.0	26	1	W, 25-20
110.	11/25/01	Seattle	Priest Holmes	26	120	4.6	12	0	W, 19-7
111.	12/9/01	@ Oakland	Priest Holmes	28	168	6.0	20	1	L, 26-28
112.	12/16/01	Denver	Priest Holmes	29	121	4.2	14	1	W, 26-23 OT
113.	1/6/02	@ Seattle	Priest Holmes	23	117	5.1	22	0	L, 18-21
114.	9/8/02	@ Cleveland	Priest Holmes	22	122	5.5	26t	4	W, 40-39
115.	9/22/02	@ New England	Priest Holmes	30	180	6.0	25	2	L, 38-41 OT
116.	10/6/02	@ N.Y. Jets	Priest Holmes	23	152	6.6	27	1	W, 29-25
117.	10/20/02	Denver	Priest Holmes	24	113	4.7	14	3	L, 34-37 OT
118.	11/17/02	Buffalo	Priest Holmes	31	104	3.4	15	1	W, 17-16
119.	11/24/02	@ Seattle	Priest Holmes	23	197	8.6	30	2	L, 32-39
120.	12/1/02	Arizona	Priest Holmes	16	113	7.1	21	2	W, 49-0
121.	12/8/02	St. Louis	Priest Holmes	24	132	5.5	17	2	W, 49-10
122.	12/15/02	@ Denver	Priest Holmes	18	161	8.9	56	0	L, 24-31

SUPERLATIVES

123.	9/14/03		Pittsburgh	Priest Holmes	26	122	4.7	31t	3	W, 41-20
124.	10/20/03	@	Oakland	Priest Holmes	27	123	4.6	20	1	W, 17-10
125.	11/30/03	@	San Diego	Priest Holmes	31	162	5.2	25	2	W, 28-24
126.	9/12/04	@	Denver	Priest Holmes	26	151	5.8	33t	3	L, 24-34
127.	9/26/04		Houston	Priest Holmes	32	134	4.2	18	0	L, 21-24
128.	10/4/04	@	Baltimore	Priest Holmes	33	125	3.8	16	2	W, 27-24
129.	10/24/04		Atlanta	Priest Holmes	22	139	6.3	16	4	W, 56-10
130.	10/31/04		Indianapolis	Priest Holmes	32	143	4.5	21t	3	W, 45-35
131.	11/14/04	@	New Orleans	Derrick Blaylock	33	186	5.6	24	1	L, 20-27
132.	12/5/04	@	Oakland	Larry Johnson	20	118	5.9	34	1	W, 34-27
133.	12/13/04	@	Tennessee	Larry Johnson	7	104	14.9	46t	2	W, 49-38
134.	12/19/04		Denver	Larry Johnson	30	151	5.0	32t	2	W, 45-17
135.	9/11/05		N.Y. Jets	Larry Johnson	9	110	12.2	35t	2	W, 27-7
136.	11/6/05		Oakland	Larry Johnson	22	107	4.9	15t	2	W, 27-23
137.	11/13/05	@	Buffalo	Larry Johnson	27	132	4.9	24	0	L, 3-13
138.	11/20/05	@	Houston	Larry Johnson	36	211	5.9	30	2	W, 45-17
139.	11/27/05		New England	Larry Johnson	31	119	3.8	16	1	W, 26-16
140.	12/4/05		Denver	Larry Johnson	30	140	4.7	30	2	W, 31-27
141.	12/11/05	@	Dallas	Larry Johnson	26	143	5.5	26	3	L, 28-31
142.	12/17/05	@	N.Y. Giants	Larry Johnson	31	167	5.4	28	2	L, 17-27
143.	12/24/05		San Diego	Larry Johnson	32	131	4.1	21	1	W, 20-7
144.	1/1/06		Cincinnati	Larry Johnson	26	201	7.7	49t	3	W, 37-3
145.	9/17/06	@	Denver	Larry Johnson	27	126	4.7	24	0	L, 6-9 OT
146.	10/1/06		San Francisco	Larry Johnson	30	101	3.4	28	2	W, 41-0
147.	10/22/06		San Diego	Larry Johnson	28	132	4.7	22	2	W, 30-27
148.	10/29/06		Seattle	Larry Johnson	39	155	4.0	38	3	W, 35-28
149.	11/5/06	@	St. Louis	Larry Johnson	27	172	6.4	45	1	W, 31-17
150.	11/19/06		Oakland	Larry Johnson	31	154	5.0	18	2	W, 17-13
151.	11/23/06		Denver	Larry Johnson	34	157	4.6	21	1	W, 19-10
152.	12/3/06	@	Cleveland	Larry Johnson	28	110	3.9	24	0	L, 28-31 OT
153.	12/10/06		Baltimore	Larry Johnson	23	120	5.2	47	0	L, 10-20
154.	12/23/06	@	Oakland	Larry Johnson	31	135	4.4	19	1	W, 20-9
155.	12/31/06		Jacksonville	Larry Johnson	33	138	4.2	40	3	W, 35-30
156.	9/30/07	@	San Diego	Larry Johnson	25	123	4.9	37	0	W, 30-16
157.	10/14/07		Cincinnati	Larry Johnson	31	119	3.8	34	1	W, 27-20
158.	10/21/07	@	Oakland	Larry Johnson	24	112	4.7	54	1	W, 12-10
159.	11/25/07		Oakland	Kolby Smith	31	150	4.8	19	2	L, 17-20
160.	9/21/08	@	Atlanta	Larry Johnson	24	121	5.0	48	1	L, 14-38
161.	9/28/08		Denver	Larry Johnson	28	198	7.1	65	2	W, 33-19
162.	11/2/08		Tampa Bay	Jamaal Charles	18	106	5.9	22	0	L, 27-30 (OT)
163.	12/21/08		Miami	Larry Johnson	12	108	9.0	33	1	L, 31-38
164.	11/15/09	@	Oakland	Jamaal Charles	18	103	5.7	44	1	W, 16-10
165.	12/13/09		Buffalo	Jamaal Charles	20	143	7.2	76	1	L, 10-16
166.	12/20/09		Cleveland	Jamaal Charles	25	154	6.2	47	1	L, 34-41
167.	12/27/09	@	Cincinnati	Jamaal Charles	24	102	4.3	14	0	L, 10-17
168.	1/3/10	@	Denver	Jamaal Charles	25	259	10.4	56	2	W, 44-24
169.	10/17/10	@	Houston	Thomas Jones	19	100	5.3	19	1	L, 31-35
170.	10/24/10		Jacksonville	Thomas Jones	20	125	6.3	70	1	W, 42-20
171.	10/31/10		Buffalo	Jamaal Charles	22	177	8.0	32	0	W, 13-10 (OT)
172.	11/28/10	@	Seattle	Jamaal Charles	22	174	7.9	29	1	W, 42-24
173.	12/5/10		Denver	Jamaal Charles	21	116	5.5	16	0	W, 10-6
174.	12/19/10	@	St. Louis	Jamaal Charles	11	126	11.5	80	1	W, 27-13
175.	10/9/11	@	Indianapolis	Jackie Battle	19	119	6.3	24	0	W, 28-24
176.	9/23/12	@	New Orleans	Jamaal Charles	33	233	7.1	91t	1	W, 27-24 (OT)
177.	10/7/12		Baltimore	Jamaal Charles	31	140	4.5	25	0	L, 6-9
178.	11/12/12	@	Pittsburgh	Jamaal Charles	23	100	4.3	12t	1	L, 13-16
179.	11/25/12		Denver	Jamaal Charles	23	107	4.7	15	0	L, 9-17
180.	12/2/12		Carolina	Jamaal Charles	27	127	4.7	16	0	W, 27-21
181.	12/9/12	@	Cleveland	Jamaal Charles	18	165	9.2	80t	1	L, 7-30
182.	12/23/12		Indianapolis	Jamaal Charles	22	226	10.3	86t	1	L, 13-20
183.	12/23/12		Indianapolis	Peyton Hillis	15	101	6.7	16	0	
184.	10/6/13	@	Tennessee	Jamaal Charles	22	108	4.9	19	1	W, 26-17

SUPERLATIVES

185.	11/24/13		San Diego	Jamaal Charles	14	115	8.2	46	2	L, 38-41
186.	12/8/13	@	Washington	Jamaal Charles	19	151	7.9	35	2	W, 45-10
187.	12/22/13		Indianapolis	Jamaal Charles	13	106	8.2	31	1	L, 7-23
188.	9/21/14	@	Miami	Knile Davis	32	132	4.1	21	1	W, 34-15
189.	9/29/14		New England	Knile Davis	16	107	6.7	48	0	W, 41-14
190.	11/16/14		Seattle	Jamaal Charles	20	159	8.0	47	2	W, 24-20
191.	9/17/15		Denver	Jamaal Charles	21	125	6.0	34	1	L, 31-24
192.	10/25/15		Pittsburgh	Charcandrick West	22	110	5.0	36	1	W, 23-13
193.	11/29/15		Buffalo	Spencer Ware	19	114	6.0	35	1	W, 30-22
194.	10/16/16	@	Oakland	Spencer Ware	24	131	5.5	45	1	W, 26-10
195.	9/7/17	@	New England	Kareem Hunt	17	148	8.7	58	1	W, 42-27
196.	9/24/17	@	Los Angeles Chargers	Kareem Hunt	17	172	10.1	69t	1	W, 24-10
197.	10/2/17		Washington	Kareem Hunt	21	101	4.8	17	0	W, 29-20
198.	10/8/17	@	Houston	Kareem Hunt	29	107	3.7	23	0	W, 42-34
199.	12/10/17		Oakland	Kareem Hunt	25	116	4.6	17	1	W, 26-15
200.	12/16/17		Los Angeles Chargers	Kareem Hunt	24	155	6.5	23	1	W, 30-13
201.	10/1/18	@	Denver	Kareem Hunt	19	121	6.4	45	1	W, 27-23
202.	12/23/18	@	Seattle	Damien Williams	13	103	7.9	25	0	L, 31-38
203.	11/3/19		Minnesota	Damien Williams	12	125	10.4	91t	1	W, 26-23
204.	12/29/19		Los Angeles Chargers	Damien Williams	12	124	10.3	84t	2	W, 31-21
205.	9/10/20		Houston	Clyde Edwards-Helaire	25	138	5.5	27t	1	W, 34-20
206.	10/19/20	@	Buffalo	Clyde Edwards-Helaire	26	161	6.2	31	0	W, 26-17
207.	9/26/21		L.A. Chargers	Clyde Edwards-Helaire	17	100	5.9	14	0	L, 24-30
208.	10/3/21	@	Philadelphia	Clyde Edwards-Helaire	14	102	7.3	17	0	W, 42-30

Note: The Chiefs have registered 202 regular season games with one or more 100-yard rushers in franchise history. The team is 144-55-3 (.720) all-time in regular season games with at least one 100-yard rusher.

The team has six regular season games with two or more 100-yard rushers in franchise history. They are 5-1-0 (.833) all-time in those games.

SUPERLATIVES

CAREER 100-YARD RUSHING GAMES

	Player	100-Yard Games
1.	Larry Johnson (2003-09)	30
2.	Priest Holmes (2001-07)	24
3.	Jamaal Charles (2008-16)	23
4.	Christian Okoye (1987-92)	14
5.	Abner Haynes (1960-65)	13
6.	Ed Podolak (1967-77)	9
7.	Mike Garrett (1966-70)	7
	Barry Word (1990-92)	7
	Kareem Hunt (2017-18)	7
10.	Tony Reed (1977-80)	5
	Joe Delaney (1981-82)	5
	Curtis McClinton (1962-69)	5
13.	Woody Green (1974-76)	4
	Greg Hill (1994-97)	4
	Clyde Edwards-Helaire (2020-21)	4
16.	Marcus Allen (1993-97)	3
	Damien Williams (2018-19)	3
18.	Jack Spikes (1960-64)	2
	Bert Coan (1963-68)	2
	Robert Holmes (1968-71)	2
	Warren McVea (1969-73)	2
	MacArthur Lane (1975-78)	2
	Ted McKnight (1977-81)	2
	Kimble Anders (1991-00)	2
	Thomas Jones (2010-11)	2
	Spencer Ware (2015-19)	2
	Knile Davis (2013-15)	2
28.	Frank Jackson (1961-65)	1
	Mack Lee Hill (1964-65)	1
	Wendell Hayes (1968-74)	1
	Willie Ellison (1973-74)	1
	Jeff Kinney (1972-76)	1
	Mark Bailey (1977-78)	1
	Arnold Morgado (1977-80)	1
	Mike Williams (1979-81)	1
	James Hadnot (1980-83)	1
	Billy Jackson (1981-84)	1
	Mike Pruitt (1985-86)	1
	Herman Heard (1984-89)	1
	Harvey Williams (1991-93)	1
	Donnell Bennett (1994-00)	1
	Bam Morris (1998-99)	1
	Tony Richardson (1995-05)	1
	Derrick Blaylock (2001-04)	1
	Kolby Smith (2007-09)	1
	Jackie Battle (2007-11)	1
	Peyton Hillis (2012)	1
	Charcandrick West (2014-18)	1

SUPERLATIVES

300-YARD PASSERS (124)

	Date	Opponent	Player	Att.	Comp.	Yds.	LG	TD	INT	Result
1.	10/2/60	N.Y. Titans	Cotton Davidson	31	19	333	72	1	1	L, 35-37
2.	12/18/60	Buffalo	Cotton Davidson	37	18	334	74t	2	0	W, 24-7
3.	11/3/61	@ Boston	Cotton Davidson	34	18	300	48t	2	2	L, 21-10
4.	10/12/62	@ Boston	Len Dawson	31	16	302	63t	2	2	W, 27-7
5.	10/4/64	Houston	Len Dawson	36	19	320	59	3	3	W, 28-7
6.	11/1/64	Denver	Len Dawson	38	23	435	66t	6	3	W, 49-39
7.	12/12/65	@ Buffalo	Len Dawson	37	23	356	67t	3	1	L, 25-34
8.	11/20/66	Boston	Len Dawson	38	25	324	26t	2	1	T, 27-27
9.	10/15/67	@ San Diego	Len Dawson	37	24	364	53	1	3	L, 31-45
10.	11/17/68	Boston	Len Dawson	31	17	333	90t	3	3	W, 31-17
11.	10/19/69	Miami	Mike Livingston	34	17	308	93t	1	1	W, 17-10
12.	11/10/74	San Diego	Len Dawson	44	26	381	84t	1	1	L, 7-14
13.	11/30/75	@ Baltimore	Len Dawson	36	25	307	51	2	2	L, 14-28
14.	10/3/76	@ Buffalo	Tony Adams	32	17	319	49t	2	3	L, 17-50
15.	10/10/76	@ Washington	Mike Livingston	29	15	332	38	2	2	W, 33-30
16.	12/21/80	@ Baltimore	Bill Kenney	28	17	316	75t	3	0	W, 38-28
17.	9/20/81	San Diego	Bill Kenney	41	22	303	33	1	5	L, 31-42
18.	9/18/83	@ Washington	Bill Kenney	46	20	330	52	0	2	L, 12-27
19.	10/16/83	N.Y. Giants	Bill Kenney	36	25	342	46t	4	1	W, 38-17
20.	10/30/83	@ Denver	Bill Kenney	52	27	365	35	1	2	L, 24-27
21.	11/20/83	@ Dallas	Bill Kenney	39	23	337	48t	2	2	L, 21-41
22.	11/27/83	@ Seattle	Bill Kenney	38	21	311	35	4	0	L, 48-51 OT
23.	12/4/83	Buffalo	Bill Kenney	43	22	306	40	0	2	L, 9-14
24.	12/11/83	@ San Diego	Bill Kenney	41	31	411	50t	4	1	L, 38-41
25.	10/28/84	Tampa Bay	Bill Kenney	46	26	332	56	2	2	W, 24-20
26.	12/9/84	Seattle	Bill Kenney	37	18	312	36	2	0	W, 34-7
27.	9/8/85	@ New Orleans	Bill Kenney	34	22	397	50	3	1	W, 47-27
28.	10/13/85	@ San Diego	Bill Kenney	36	24	304	40	2	2	L, 20-31
29.	10/25/87	@ San Diego	Bill Kenney	37	22	328	63t	2	1	L, 21-42
30.	12/27/87	Seattle	Bill Kenney	35	23	320	81t	3	0	W, 41-20
31.	10/2/88	@ N.Y. Jets	Steve DeBerg	34	17	312	80t	2	2	T, 17-17
32.	10/29/89	@ Pittsburgh	Steve DeBerg	36	24	338	50	1	2	L, 17-23
33.	9/17/90	@ Denver	Steve DeBerg	45	26	395	83t	2	0	L, 23-24
34.	12/2/90	@ New England	Steve DeBerg	21	15	331	86t	2	0	W, 37-7
35.	11/24/91	@ Cleveland	Steve DeBerg	50	30	319	36	1	2	L, 15-20
36.	10/4/92	@ Denver	Dave Krieg	31	22	301	50t	1	0	L, 19-20
37.	11/15/92	Washington	Dave Krieg	29	19	302	44t	2	1	W, 35-16
38.	9/4/94	@ New Orleans	Joe Montana	33	24	315	42	2	0	W, 30-17
39.	9/18/94	@ Atlanta	Joe Montana	39	28	361	35	2	2	W, 30-10
40.	10/9/94	@ San Diego	Joe Montana	55	37	310	25	0	1	L, 6-20
41.	10/17/94	@ Denver	Joe Montana	54	34	393	26	3	1	W, 31-28
42.	12/4/94	Denver	Steve Bono	37	18	323	62t	1	1	L, 17-20 OT
43.	12/12/94	@ Miami	Steve Bono	55	33	314	22t	2	3	L, 28-45
44.	10/9/95	San Diego	Steve Bono	41	27	329	38	2	0	W, 29-23 OT
45.	9/8/97	@ Oakland	Elvis Grbac	35	21	312	43t	2	0	W, 28-27
46.	11/9/97	@ Jacksonville	Rich Gannon	50	29	314	47	0	2	L, 10-24
47.	11/22/98	@ San Diego	Rich Gannon	33	20	304	41	1	1	L, 37-38
48.	11/21/99	Seattle	Elvis Grbac	49	30	320	29	0	1	L, 19-30
49.	10/29/00	@ Seattle	Elvis Grbac	35	22	342	59t	3	3	W, 24-19
50.	11/5/00	@ Oakland	Elvis Grbac	53	39	504	48t	2	2	L, 31-49
51.	11/19/00	Buffalo	Elvis Grbac	48	28	341	35	2	1	L, 17-21
52.	12/4/00	@ New England	Elvis Grbac	46	25	350	81t	3	1	L, 24-30
53.	12/10/00	Carolina	Elvis Grbac	44	31	315	24	1	2	W, 15-14
54.	9/30/01	@ Washington	Trent Green	26	21	307	35	3	0	W, 45-13
55.	10/21/01	@ Arizona	Trent Green	44	21	352	44	1	2	L, 16-24
56.	10/25/01	Indianapolis	Trent Green	43	22	324	35t	3	3	L, 28-35
57.	9/29/02	Miami	Trent Green	34	24	328	46	5	0	W, 48-30
58.	11/24/02	@ Seattle	Trent Green	34	26	343	64t	2	1	L, 32-39
59.	12/15/02	@ Denver	Trent Green	42	18	310	75t	2	0	L, 24-31
60.	12/22/02	San Diego	Trent Green	35	23	337	99t	3	1	W, 24-22



SUPERLATIVES

61.	10/12/03	@ Green Bay	Trent Green	45	27	400	67	3	0	W, 40-34 OT
62.	11/9/03	Cleveland	Trent Green	42	29	368	30	3	0	W, 41-20
63.	11/16/03	@ Cincinnati	Trent Green	42	28	313	23	2	0	L, 19-24
64.	12/7/03	@ Denver	Trent Green	47	34	397	42t	1	0	L, 27-45
65.	12/14/03	Detroit	Trent Green	25	20	341	63t	3	0	W, 45-17
66.	10/17/04	@ Jacksonville	Trent Green	33	23	315	52	2	1	L, 16-22
67.	10/31/04	Indianapolis	Trent Green	34	27	389	52	3	0	W, 45-35
68.	11/7/04	@ Tampa Bay	Trent Green	42	32	369	59	3	2	L, 31-34
69.	11/14/04	@ New Orleans	Trent Green	33	22	311	29	1	2	L, 20-27
70.	11/22/04	New England	Trent Green	42	27	381	65t	2	1	L, 19-27
71.	12/5/04	@ Oakland	Trent Green	35	23	340	70t	3	1	W, 34-27
72.	12/25/04	Oakland	Trent Green	45	32	358	26t	2	1	W, 31-30
73.	1/2/05	@ San Diego	Trent Green	53	33	373	40	1	4	L, 17-24
74.	10/30/05	@ San Diego	Trent Green	43	31	347	36	2	0	L, 20-28
75.	11/27/05	New England	Trent Green	26	19	323	52t	1	0	W, 26-16
76.	12/11/05	@ Dallas	Trent Green	32	20	340	47t	1	0	L, 28-31
77.	1/1/06	Cincinnati	Trent Green	29	23	344	55	1	0	W, 37-3
78.	10/29/06	Seattle	Damon Huard	25	17	312	51	1	0	W, 35-28
79.	12/23/07	@ Detroit	Damon Huard	36	24	305	34t	2	0	L, 20-25
80.	12/21/08	Miami	Tyler Thigpen	41	20	320	75	2	3	L, 31-38
81.	12/20/09	Cleveland	Matt Cassel	40	22	331	39	2	0	L, 34-41
82.	11/14/10	@ Denver	Matt Cassel	53	33	469	36	4	0	L, 29-49
83.	12/26/10	Tennessee	Matt Cassel	34	24	314	75t	3	0	W, 34-14
84.	12/24/11	Oakland	Kyle Orton	36	21	300	49	1	0	L, 13-16 OT
85.	9/16/12	@ Buffalo	Matt Cassel	42	23	301	33t	2	1	L, 17-35
86.	12/21/14	@ Pittsburgh	Alex Smith	45	31	311	33	0	0	L, 20-12
87.	10/4/15	@ Cincinnati	Alex Smith	45	31	386	44	0	0	L, 36-21
88.	9/11/16	San Diego	Alex Smith	48	34	363	45	2	0	W, 33-27
89.	9/7/17	@ New England	Alex Smith	35	28	368	78t	4	0	W, 42-27
90.	10/8/17	@ Houston	Alex Smith	37	29	324	38	3	0	W, 42-34
91.	10/19/17	@ Oakland	Alex Smith	36	25	342	64t	3	0	L, 30-31
92.	12/3/17	@ New York Jets	Alex Smith	33	19	366	79t	4	0	L, 31-38
93.	12/24/17	Miami	Alex Smith	39	25	304	52	1	0	W, 29-13
94.	9/16/18	@ Pittsburgh	Patrick Mahomes	28	23	326	40	6	0	W, 42-37
95.	9/23/18	San Francisco	Patrick Mahomes	38	24	314	42	3	0	W, 38-27
96.	10/1/18	@ Denver	Patrick Mahomes	45	28	304	35	1	0	W, 27-23
97.	10/7/18	Jacksonville	Patrick Mahomes	38	22	313	40	0	2	W, 30-14
98.	10/14/18	@ New England	Patrick Mahomes	36	23	352	75t	4	2	L, 40-43
99.	10/21/18	Cincinnati	Patrick Mahomes	39	28	358	50	4	1	W, 45-10
100.	10/28/18	Denver	Patrick Mahomes	34	24	303	40	4	1	W, 30-23
101.	11/4/18	@ Cleveland	Patrick Mahomes	32	23	375	50t	3	1	W, 37-21
102.	11/19/18	@ LA Rams	Patrick Mahomes	46	33	478	73t	6	3	L, 51-54
103.	12/9/18	Baltimore	Patrick Mahomes	53	35	377	48	2	1	W, 27-24 OT
104.	9/8/19	@ Jacksonville	Patrick Mahomes	33	25	378	68t	3	0	W, 40-26
105.	9/15/19	@ Oakland	Patrick Mahomes	44	30	443	44t	4	0	W, 28-10
106.	9/22/19	Baltimore	Patrick Mahomes	37	27	374	83t	3	0	W, 33-28
107.	9/29/19	@ Detroit	Patrick Mahomes	42	24	315	33	0	0	W, 34-30
108.	10/6/19	Indianapolis	Patrick Mahomes	39	22	321	31	1	0	L, 13-19
109.	11/10/19	@ Tennessee	Patrick Mahomes	50	36	446	63t	3	0	L, 32-35
110.	12/15/19	Denver	Patrick Mahomes	34	27	340	41t	2	1	W, 23-3
111.	9/20/20	@ LA Chargers	Patrick Mahomes	47	27	302	54t	2	0	W, 23-20 OT
112.	9/28/20	@ Baltimore	Patrick Mahomes	42	31	385	49t	4	0	W, 34-20
113.	10/11/20	Las Vegas	Patrick Mahomes	43	22	340	37	2	1	L, 32-40
114.	11/1/20	New York Jets	Patrick Mahomes	43	31	416	41t	5	0	W, 35-9
115.	11/8/20	Carolina	Patrick Mahomes	45	30	372	44	4	0	W, 33-31
116.	11/22/20	@ Las Vegas	Patrick Mahomes	45	34	348	22t	2	1	W, 35-31
117.	11/29/20	@ Tampa Bay	Patrick Mahomes	49	37	462	75t	3	0	W, 27-24
118.	12/6/20	Denver	Patrick Mahomes	40	25	318	30	1	0	W, 22-16
119.	12/13/20	@ Miami	Patrick Mahomes	34	24	393	44t	2	3	W, 33-27
120.	9/12/21	Cleveland	Patrick Mahomes	36	27	337	75t	3	0	W, 33-27
121.	9/19/21	@ Baltimore	Patrick Mahomes	31	24	343	46t	3	1	L, 35-36
122.	10/17/21	@ Washington	Patrick Mahomes	47	32	397	49	2	2	W, 31-13

SUPERLATIVES

123.	11/14/21	@ Las Vegas	Patrick Mahomes	50	35	406	38t	5	0	W, 41-14
124.	12/16/21	@ LA Chargers	Patrick Mahomes	47	31	410	69	3	1	W, 34-28 OT

Note: The Chiefs have recorded 124 games with an individual 300-yard passer. The club is 64-58-2 (.524) all-time in regular season games with a 300-yard passer.

SUPERLATIVES

CAREER 300-YARD PASSING GAMES

	Player	Games	Record
1.	Patrick Mahomes (2017-21)	31	25-6 (.806)
2.	Trent Green (2001-06)	24	11-13 (.450)
3.	Bill Kenney (1979-88)	15	6-9 (.400)
4.	Len Dawson (1962-75)	9	4-4-1 (.500)
5.	Alex Smith (2013-17)	8	4-4 (.500)
6.	Elvis Grbac (1997-00)	7	3-4 (.429)
7.	Steve DeBerg (1988-91)	5	1-3-1 (.300)
8.	Joe Montana (1993-94)	4	3-1 (.750)
	Matt Cassel (2009-12)	4	1-3 (.250)
10.	Cotton Davidson (1960-61)	3	1-2 (.333)
	Steve Bono (1994-96)	3	1-2 (.333)
12.	Mike Livingston (1968-79)	2	2-0 (1.000)
	Dave Krieg (1992-93)	2	1-1 (.500)
	Rich Gannon (1995-98)	2	0-2 (.000)
	Damon Huard (2004-08)	2	1-1 (.500)
16.	Tony Adams (1975-78)	1	0-1 (.000)
	Tyler Thigpen (2007-09)	1	0-1 (.000)
	Kyle Orton (2011)	1	0-1 (.000)

OPPONENTS' SUPERLATIVES

OPPONENTS' SUPERLATIVES 100-YARD PASS RECEIVERS (277)

	Date	Opponent	Player	Rec.	Yds.	Avg.	LG	TD	Result
1.	9/10/60	@ L.A. Chargers	Ralph Anderson	5	103	20.6	46t	1	L, 20-21
2.	10/16/60	@ Houston	Bill Groman	10	140	14.0	21	1	L, 10-20
3.	11/6/60	@ Buffalo	Elbert Dubenion	8	161	20.1	43	1	W, 45-28
4.	11/24/60	@ N.Y. Titans	Don Maynard	10	179	17.9	45t	1	L, 35-41
5.	10/1/61	Houston	Charley Hennigan	3	101	33.7	63t	1	W, 26-21
6.	10/8/61	@ Denver	Lionel Taylor	7	120	17.1	34	1	W, 19-12
7.	10/15/61	@ Buffalo	Glenn Bass	4	159	39.8	76t	1	L, 24-27
8.	10/22/61	@ Houston	Bill Groman	4	123	30.8	80t	2	L, 7-38
9.	10/22/61	@ Houston	Charley Hennigan	4	108	27.0	66t	1	
10.	11/19/61	@ San Diego	Dave Kocourek	7	169	24.1	61t	1	L, 14-24
11.	11/19/61	@ San Diego	Don Norton	6	120	20.0	42	0	
12.	12/3/61	@ N.Y. Titans	Dick Christy	6	145	24.2	68	0	L, 7-28
13.	10/21/61	N.Y. Titans	Art Powell	7	134	19.1	49	1	W, 20-17
14.	10/21/61	N.Y. Titans	Don Maynard	4	102	25.5	62	0	
15.	12/2/62	@ Buffalo	Ernie Warlick	9	117	13.0	20	1	L, 14-23
16.	12/9/62	Denver	Lionel Taylor	7	110	15.7	41	0	W, 17-10
17.	9/22/63	@ Buffalo	Elbert Dubenion	5	100	20.0	28	0	T, 27-27
18.	10/20/63	San Diego	Lance Alworth	9	232	25.8	72t	2	L, 17-38
19.	11/17/63	@ Boston	Tony Romeo	10	149	14.9	39	1	T, 24-24
20.	11/17/63	@ Boston	Jim Coclough	9	137	15.2	38	0	
21.	10/18/64	Buffalo	Elbert Dubenion	5	122	24.4	55t	2	L, 22-35
22.	11/1/64	Denver	Hewritt Dixon	5	121	24.2	62t	1	W, 49-39
23.	11/1/64	Denver	Al Denson	3	113	37.7	82t	1	
24.	11/15/64	San Diego	Lance Alworth	5	169	33.8	59	1	L, 14-28
25.	11/22/64	Houston	Charley Hennigan	8	111	13.9	30	2	W, 28-19
26.	11/14/65	San Diego	Lance Alworth	6	181	30.2	52	1	W, 31-7
27.	12/12/65	@ Buffalo	Bo Roberson	6	127	21.2	66t	2	L, 25-34
28.	10/16/66	Oakland	Hewritt Dixon	5	129	25.8	76t	2	L, 13-34
29.	11/6/66	San Diego	Lance Alworth	6	101	16.8	46t	2	W, 24-14
30.	11/20/66	Boston	Art Graham	11	134	12.2	38t	2	T, 27-27
31.	10/8/67	Miami	Jack Clancy	6	102	17.0	28	0	W, 41-0
32.	10/15/67	San Diego	Gary Garrison	4	108	27.0	50	0	L, 31-45
33.	10/29/67	Denver	Al Denson	4	107	26.8	48t	1	W, 52-9
34.	11/5/67	N.Y. Jets	Bill Mathis	9	135	15.0	30	1	W, 42-18
35.	11/23/67	Oakland	Fred Biletnikoff	6	158	26.3	56	1	L, 22-44
36.	12/17/67	@ Denver	Eric Crabtree	6	129	21.5	76	1	W, 38-24
37.	9/9/68	@ Houston	Alvin Reed	4	107	26.8	46	0	W, 26-21
38.	9/15/68	N.Y. Jets	Don Maynard	8	203	25.4	57t	2	L, 19-20
39.	9/22/68	Denver	Eric Crabtree	7	113	16.1	46	0	W, 34-2
40.	10/5/68	@ Buffalo	Haven Moses	5	108	21.6	41	1	W, 18-7
41.	11/3/68	@ Oakland	Fred Biletnikoff	6	129	21.5	82	0	L, 21-38
42.	11/28/68	Houston	Jim Beirne	4	103	25.8	66t	1	W, 24-10
43.	12/14/68	@ Denver	Mike Haffner	4	122	30.5	52	1	W, 30-7
44.	11/16/69	@ N.Y. jets	Don Maynard	9	137	15.2	29	1	W, 34-16
45.	10/25/70	Dallas	Bob Hayes	2	100	50.0	89t	1	L, 16-27
46.	11/8/70	Houston	Roy Hopkins	6	101	16.8	43	0	W, 24-9
47.	12/20/70	@ San Diego	Gary Garrison	5	149	29.8	67	0	L, 13-31
48.	10/24/71	Washington	Charley Taylor	7	125	17.9	49	2	W, 27-20
49.	10/31/71	@ Oakland	Fred Biletnikoff	7	128	18.3	29	1	T, 20-20
50.	11/21/71	Denver	Jerry Simmons	6	153	25.5	47	0	W, 28-10
51.	11/5/72	Oakland	Fred Biletnikoff	10	114	11.4	21	0	W, 27-14
52.	10/21/73	@ Cincinnati	Isaac Curtis	8	106	13.3	21	0	L, 6-14
53.	11/25/73	@ Denver	Haven Moses	5	108	21.6	40t	2	L, 10-14
54.	9/21/75	@ Denver	Rick Upchurch	3	151	51.0	90t	1	L, 33-37
55.	11/2/75	Houston	Ken Burrough	7	177	25.3	77t	2	L, 13-17
56.	12/14/75	@ Cleveland	Reggie Rucker	6	130	21.7	40t	1	L, 14-20
57.	10/10/76	@ Washington	Frank Grant	8	138	17.3	37	1	W, 33-30
58.	10/17/76	@ Miami	Nat Moore	5	106	21.2	39	0	W, 20-17 OT
59.	10/17/76	@ Miami	Howard Twilley	8	104	13.0	20	1	



OPPONENTS' SUPERLATIVES

60.	10/3/77	Oakland	Dave Casper	7	101	14.4	26	0	L, 28-37
61.	10/1/78	@ Buffalo	Bob Chandler	7	116	16.6	44	2	L, 13-28
62.	11/5/78	Oakland	Dave Casper	7	112	16.0	34	0	L, 10-20
63.	11/12/78	@ San Diego	John Jefferson	7	130	18.6	46t	2	L, 23-29 OT
64.	12/3/78	Buffalo	Frank Lewis	7	126	18.0	40t	1	W, 14-10
65.	12/10/78	@ Denver	Riley Odoms	7	165	23.6	34t	2	L, 3-24
66.	9/2/79	Baltimore	Joe Washington	13	130	10.0	31	0	W, 14-10
67.	10/14/79	Denver	Haven Moses	4	107	26.8	56	1	L, 10-24
68.	10/21/79	N.Y. Giants	Earnest Gray	4	107	26.8	53t	1	L, 17-21
69.	10/28/79	@ Denver	Riley Odoms	7	114	16.3	26	0	L, 3-20
70.	11/25/79	@ San Diego	Charlie Joiner	9	123	13.7	24t	1	L, 7-28
71.	12/2/79	Seattle	Steve Largent	9	120	13.3	28	0	W, 37-21
72.	9/21/80	@ Cleveland	Charles White	7	100	14.3	31t	1	L, 13-20
73.	9/6/81	@ Pittsburgh	John Stallworth	6	107	17.8	28	0	W, 37-33
74.	9/27/81	@ Seattle	David Hughes	12	103	8.6	22	0	W, 20-14
75.	10/4/81	@ New England	Stanely Morgan	4	118	29.5	66t	1	L, 17-33
76.	10/18/81	Denver	Rick Upchurch	5	138	27.6	63	0	W, 28-14
77.	12/6/81	@ Denver	Steve Watson	2	103	51.5	86	0	L, 13-16
78.	12/5/82	@ Pittsburgh	John Stallworth	4	107	26.8	74t	2	L, 14-35
79.	12/12/82	L.A. Raiders	Cliff Branch	5	111	22.2	42	0	L, 16-21
80.	12/26/82	San Francisco	Dwight Clark	4	104	26.0	51	0	L, 13-26
81.	10/16/83	N.Y. Giants	Earnest Gray	8	111	13.9	31	0	W, 38-17
82.	10/30/83	@ Denver	Rick Upchurch	6	143	23.8	36	0	L, 24-27
83.	10/30/83	@ Denver	Steve Watson	6	121	20.2	46t	1	
84.	11/13/83	Cincinnati	Cris Collinsworth	7	118	16.9	32	1	W, 20-15
85.	12/11/83	@ San Diego	Kellen Winslow	14	162	11.6	37t	3	L, 38-41
86.	9/2/84	@ Pittsburgh	Louis Lipps	6	183	30.5	80t	2	W, 37-27
87.	9/2/84	@ Pittsburgh	John Stallworth	8	167	20.9	51	1	
88.	9/16/84	L.A. Raiders	Malcolm Barnwell	8	129	16.1	42	0	L, 20-22
89.	10/28/84	Tampa Bay	Kevin House	10	100	10.0	18	1	W, 24-20
90.	11/11/84	Houston	Tim Smith	8	107	13.4	25	0	L, 16-17
91.	9/12/85	L.A. Raiders	Todd Christensen	11	116	10.5	30	1	W, 36-20
92.	10/13/85	@ San Diego	Charlie Joiner	6	118	19.7	39t	1	L, 20-31
93.	11/10/85	Pittsburgh	John Stallworth	7	126	18.0	41	1	L, 28-36
94.	12/1/85	@ Seattle	Steve Largent	7	101	14.4	31	1	L, 6-24
95.	12/14/85	@ Denver	Vance Johnson	6	116	19.3	48	1	L, 13-14
96.	9/13/87	San Diego	Lionel James	6	100	16.7	26	0	W, 20-13
97.	10/18/87	Denver*	Bobby Micho	9	105	11.7	26t	2	L, 17-26
98.	12/13/87	L.A. Raiders	James Lofton	5	112	22.4	42	0	W, 16-10
99.	10/2/88	@ N.Y. Jets	Mickey Shuler	12	152	12.7	24	0	T, 17-17
100.	12/4/88	N.Y. Jets	Al Toon	5	102	20.4	42	1	W, 38-24
101.	10/29/89	@ Pittsburgh	Louis Lipps	7	130	18.6	64t	2	L, 17-23
102.	12/3/89	Miami	Mark Clayton	9	128	14.2	47	1	W, 26-21
103.	12/24/89	@ Miami	Mark Clayton	6	102	17.0	35	1	W, 27-24
104.	9/17/90	@ Denver	Vance Johnson	6	150	25.0	49	0	L, 23-24
105.	10/14/90	Detroit	Barry Sanders	5	135	27.0	47t	1	W, 43-24
106.	12/16/90	Houston	Haywood Jeffires	9	245	27.2	87t	1	L, 10-27
107.	10/13/91	Miami	Tony Martin	4	104	26.0	54	0	W, 42-7
108.	10/28/91	L.A. Raiders	Mervyn Fernandez	3	107	35.7	59	0	W, 24-21
109.	11/10/91	@ L.A. Rams	Henry Ellard	8	160	20.0	27	1	W, 27-20
110.	10/4/92	@ Denver	Shannon Sharpe	9	118	13.1	48	0	L, 19-20
111.	9/20/93	Denver	Derek Russell	6	104	17.3	36	0	W, 15-7
112.	10/17/93	@ San Diego	Anthony Miller	6	105	17.5	43	1	W, 17-14
113.	10/31/93	@ Miami	Michael Ingram	4	103	25.8	77t	1	L, 10-30
114.	9/4/94	@ New Orleans	Quinn Early	8	101	12.6	30	0	W, 30-17
115.	9/18/94	@ Atlanta	Terrance Mathis	13	123	9.5	21	0	W, 30-10
116.	10/30/94	@ Buffalo	Andre Reed	5	106	21.2	57	2	L, 10-44
117.	11/27/94	@ Seattle	Brian Blades	7	141	20.1	34	0	L, 9-10
118.	9/3/95	@ Seattle	Brian Blades	8	107	13.4	23	1	W, 34-10
119.	9/10/95	N.Y. Giants	Chris Calloway	5	100	20.0	37	1	W, 20-17 OT
120.	11/23/95	@ Dallas	Michael Irvin	11	121	11.0	33t	1	L, 12-24
121.	12/3/95	@ Oakland	Tim Brown	10	150	15.0	30	1	W, 29-23

OPPONENTS' SUPERLATIVES

122.	9/22/96	Denver	Shannon Sharpe	9	131	14.6	29	0	W, 17-14
123.	10/7/96	Pittsburgh	Charles Johnson	6	125	20.8	45	0	L, 7-17
124.	11/24/96	San Diego	Tony Martin	5	148	29.6	55	2	L, 14-28
125.	11/28/96	@ Detroit	Brett Perriman	8	131	16.4	44	0	W, 28-24
126.	12/15/96	Indianapolis	Marvin Harrison	6	103	17.2	37t	3	L, 19-24
127.	8/31/97	@ Denver	Rod Smith	5	122	24.4	78	0	L, 3-19
128.	9/8/97	@ Oakland	Tim Brown	11	155	14.1	26	0	W, 28-27
129.	9/14/97	Buffalo	Andre Reed	4	113	28.3	77t	1	W, 22-16
130.	9/21/97	@ Carolina	Rae Carruth	8	110	13.8	36	0	W, 35-14
131.	11/9/97	@ Jacksonville	Jimmy Smith	4	112	28.0	75	0	L, 10-24
132.	11/16/97	Denver	Rod Smith	7	114	16.3	43	0	W, 24-22
133.	11/1/98	N.Y. Jets	Wayne Chrebet	6	101	16.8	56	0	L, 17-20
134.	11/29/98	Arizona	Frank Sanders	6	100	16.7	40	0	W, 34-24
135.	12/6/98	@ Denver	Rod Smith	8	165	20.6	58	0	L, 31-35
136.	12/6/98	@ Denver	Ed McCaffrey	6	103	17.2	48	1	
137.	12/26/98	@ Oakland	Tim Brown	10	140	14.0	27	1	W, 31-24
138.	10/10/99	New England	Tony Simmons	7	107	15.3	39	0	W, 16-14
139.	11/14/99	@ Tampa Bay	Jacquez Green	7	164	23.4	54	1	L, 10-17
140.	11/21/99	Seattle	Sean Dawkins	5	114	22.8	45t	1	L, 19-30
141.	12/5/99	@ Denver	Rod Smith	8	106	13.3	34	0	W, 16-10
142.	1/2/00	Oakland	Tim Brown	6	122	20.3	42	0	L, 38-41 OT
143.	9/3/00	Indianapolis	Marvin Harrison	9	115	12.8	31	0	L, 14-27
144.	9/10/00	@ Tennessee	Kevin Dyson	6	104	17.3	30t	1	L, 14-17 OT
145.	9/24/00	@ Denver	Rod Smith	8	134	16.8	25	0	W, 23-22
146.	10/22/00	St. Louis	Isaac Bruce	8	129	16.1	42	2	W, 54-34
147.	12/4/00	@ New England	Troy Brown	12	119	9.9	23	1	L, 24-30
148.	12/10/00	Carolina	Mushin Muhammad	8	102	12.8	23	0	W, 15-14
149.	12/17/00	@ Denver	Rod Smith	6	101	16.8	34	0	W, 20-17
150.	9/9/01	Oakland	Tim Brown	8	133	16.6	33t	1	L, 24-27
151.	10/7/01	@ Denver	Rod Smith	8	110	13.8	32	1	L, 6-20
152.	10/21/01	@ Arizona	David Boston	7	131	18.7	49	1	L, 16-24
153.	12/16/01	Denver	Rod Smith	8	100	12.5	21	1	W, 26-23 OT
154.	12/30/01	@ Jacksonville	Keenan McCardell	7	132	18.9	44	1	W, 30-26
155.	9/8/02	@ Cleveland	Quincy Morgan	9	151	16.8	44t	2	W, 40-39
156.	9/22/02	@ New England	Troy Brown	16	176	11.0	38	1	L, 38-41 OT
157.	9/22/02	@ New England	David Patten	7	108	15.4	38t	1	
158.	9/29/02	Miami	Chris Chambers	6	102	17.0	38	0	W, 48-30
159.	10/6/02	@ N.Y. Jets	Laveranues Coles	8	116	14.5	21	0	W, 29-25
160.	10/13/02	@ San Diego	Curtis Conway	8	129	16.1	25	0	L, 34-35
161.	10/20/02	Denver	Shannon Sharpe	12	214	17.8	82t	2	L, 34-37 OT
162.	10/27/02	Oakland	Tim Brown	13	144	11.1	25	0	W, 20-10
163.	11/24/02	@ Seattle	Koren Robinson	8	168	21.0	44	1	L, 32-39
164.	9/14/03	Pittsburgh	Hines Ward	9	146	16.2	50	0	W, 41-20
165.	9/14/03	Pittsburgh	Plaxico Burress	7	115	16.4	33t	1	
166.	9/21/03	@ Houston	Andre Johnson	7	102	14.6	43t	2	W, 42-14
167.	10/5/03	Denver	Rod Smith	8	131	16.4	21	0	W, 24-23
168.	11/16/03	@ Cincinnati	Peter Warrick	7	114	19.0	77t	1	L, 19-24
169.	12/20/03	@ Minnesota	Randy Moss	7	111	15.9	30t	2	L, 20-45
170.	10/31/04	Indianapolis	Reggie Wayne	6	119	19.8	41t	2	W, 45-35
171.	10/31/04	Indianapolis	Marvin Harrison	5	119	23.8	52t	2	
172.	11/14/04	@ New Orleans	Joe Horn	5	167	33.4	57	1	L, 20-27
173.	11/22/04	New England	Deion Branch	6	105	17.5	26t	1	L, 19-27
174.	12/5/04	@ Oakland	Ronald Curry	9	141	15.7	34t	2	W, 34-27
175.	12/13/04	@ Tennessee	Drew Bennett	12	233	19.4	42t	3	W, 49-38
176.	9/11/05	N.Y. Jets	Chris Baker	7	124	17.7	33	1	W, 27-7
177.	9/18/05	@ Oakland	Randy Moss	5	127	25.4	64t	1	W, 23-17
178.	10/2/05	Philadelphia	Terrell Owens	11	171	15.5	30	1	L, 31-37
179.	10/16/05	Washington	Santana Moss	10	173	17.3	78t	2	W, 28-21
180.	10/30/05	@ San Diego	Antonio Gates	10	145	14.5	45t	3	L, 20-28
181.	12/11/05	@ Dallas	Terry Glenn	6	138	23.0	71t	1	L, 28-31
182.	11/5/06	@ St. Louis	Steven Jackson	13	133	10.2	20	0	W, 31-17
183.	12/10/06	Baltimore	Mark Clayton	5	112	22.4	87t	1	L, 10-20

OPPONENTS' SUPERLATIVES

184.	12/23/06	@ Oakland	Ronald Curry	11	106	9.6	24	0	W, 20-9
185.	12/31/06	Jacksonville	Matt Jones	5	104	20.8	39	0	W, 35-30
186.	9/9/07	@ Houston	Andre Johnson	7	142	20.3	77t	1	L, 3-20
187.	10/14/07	Cincinnati	T.J. Houshmandzadeh	8	145	18.1	42t	2	W, 27-20
188.	12/9/07	@ Denver	Brandon Marshall	10	115	11.5	22	2	L, 7-41
189.	9/7/08	@ New England	Randy Moss	6	116	19.3	51	1	L, 10-17
190.	9/21/08	@ Atlanta	Roddy White	5	119	23.8	70t	1	L, 14-38
191.	9/28/08	Denver	Eddie Royal	9	104	11.6	28	0	W, 33-19
192.	10/26/08	@ N.Y. Jets	Jerricho Cotchery	9	102	11.3	24	0	L, 24-28
193.	11/2/08	Tampa Bay	Antonio Bryant	8	115	14.4	24t	1	L, 27-30 OT
194.	11/16/08	New Orleans	Lance Moore	8	102	12.8	47t	1	L, 20-30
195.	11/23/08	Buffalo	Lee Evans	5	110	22.0	51	0	L, 31-54
196.	9/27/09	@ Philadelphia	DeSean Jackson	6	149	24.8	64	1	L, 14-34
197.	9/27/09	@ Philadelphia	Brent Celek	8	104	13.0	35	1	
198.	10/4/09	N.Y. Giants	Steve Smith	11	134	12.2	25	2	L, 16-27
199.	10/11/09	Dallas	Miles Austin	10	250	25.0	60	2	L, 20-26 OT
200.	10/25/09	San Diego	Vincent Jackson	5	142	28.4	51	1	L, 7-37
201.	11/8/09	@ Jacksonville	Mike Sims-Walker	6	147	24.5	61	1	L, 21-24
202.	11/22/09	Pittsburgh	Hines Ward	10	128	12.8	33	1	W, 27-24 OT
203.	11/29/09	@ San Diego	Antonio Gates	7	118	16.9	22	2	L, 14-43
204.	1/3/10	@ Denver	Jabar Gaffney	14	213	15.2	29	0	W, 44-24
205.	9/13/10	San Diego	Legedu Naanee	5	110	22.0	59t	1	W, 21-14
206.	9/26/10	San Francisco	Fank Gore	9	102	11.3	41	0	W, 31-10
207.	10/17/10	@ Houston	Andre Johnson	8	138	17.3	44	1	L, 31-35
208.	11/7/10	@ Oakland	Jacoby Ford	6	148	24.7	47	0	L, 20-23 OT
209.	11/28/10	@ Seattle	Ben Obomanu	5	159	31.8	87t	1	W, 42-24
210.	10/9/11	@ Indianapolis	Pierre Garcon	5	125	25.0	67t	2	W, 28-24
211.	10/31/11	San Diego	Malcolm Floyd	5	107	21.4	39	0	W, 23-20 OT
212.	11/6/11	Miami	Brandon Marshall	8	106	13.3	30	1	L, 3-31
213.	9/9/12	Atlanta	Julio Jones	6	108	18.0	31	2	L, 24-40
214.	10/14/12	@ Tampa Bay	Mike Williams	4	113	28.3	62t	1	L, 10-38
215.	12/2/12	Carolina	Steve Smith	5	120	24.0	53	1	W, 27-21
216.	12/30/12	@ Denver	Demaryius Thomas	7	122	17.4	36	1	L, 3-38
217.	9/15/13	Dallas	Dez Bryant	9	141	15.7	53	1	W, 17-16
218.	9/29/13	N.Y. Giants	Victor Cruz	10	164	16.4	69	1	W, 31-7
219.	10/27/13	Cleveland	Josh Gordon	5	132	26.4	47	1	W, 23-17
220.	11/17/13	@ Denver	Demaryius Thomas	5	121	24.2	70	0	L, 17-27
221.	11/24/13	San Diego	Keenan Allen	9	124	13.8	29	0	L, 38-41
222.	12/1/13	Denver	Demaryius Thomas	3	106	35.3	77	0	L, 28-35
223.	12/1/13	Denver	Eric Decker	8	174	21.8	41	4	
224.	9/14/14	@ Denver	Emmanuel Sanders	8	108	13.5	21	1	L, 17-24
225.	9/29/14	New England	Brandon LaFell	6	119	19.8	44	1	W, 41-14
226.	11/9/14	N.Y. Jets	Percy Harvin	11	129	11.7	42	0	W, 24-10
227.	9/13/15	@ Houston	Nate Washington	6	105	17.5	32	0	W, 27-20
228.	9/17/15	Denver	Demaryius Thomas	8	116	14.5	22	0	L, 24-31
229.	9/28/15	@ Green Bay	James Jones	7	139	19.9	52	1	L, 28-38
230.	10/18/15	@ Minnesota	Stefon Diggs	7	129	18.4	31	0	L, 10-16
231.	10/25/15	Pittsburgh	Antonio Brown	6	124	20.7	41	0	W, 23-13
232.	11/29/15	Buffalo	Sammy Watkins	6	158	26.3	48	2	W, 30-22
233.	12/20/15	@ Baltimore	Kamar Aiken	8	128	16.0	48	1	W, 34-14
234.	1/16/16	@ New England	Julian Edelman	10	100	10.0	14	0	L, 20-27
235.	9/18/16	@ Houston	Will Fuller	4	104	26.0	53	0	L, 12-19
236.	9/18/16	@ Houston	DeAndre Hopkins	7	113	16.1	35	1	
237.	10/16/16	@ Oakland	Amari Cooper	10	129	12.9	24	0	W, 26-10
238.	10/23/16	New Orleans	Michael Thomas	10	130	13.0	23	0	W, 27-21
239.	11/20/16	Tampa Bay	Mike Evans	6	105	17.5	31	0	L, 17-19
240.	11/27/16	@ Denver	Emmanuel Sanders	7	162	23.1	64	1	W, 30-27 OT
241.	12/4/16	@ Atlanta	Julio Jones	7	113	16.1	21	0	W, 29-27
242.	12/18/16	Tennessee	Rishard Matthews	4	105	26.3	46	0	L, 17-19
243.	1/15/17	Pittsburgh	Antonio Brown	6	108	18.0	52	0	L, 16-18
244.	9/7/17	@ New England	Danny Amendola	6	100	16.7	27	0	W, 42-27
245.	9/24/17	@ LA Chargers	Travis Benjamin	5	105	21.0	44	0	W, 24-10

OPPONENTS' SUPERLATIVES

246.	10/15/17	Pittsburgh	Antonio Brown	8	155	19.4	51	1	L, 13-19
247.	10/19/17	@ Oakland	Amari Cooper	11	210	19.1	45	2	L, 30-31
248.	10/19/17	@ Oakland	Jared Cook	6	107	17.8	28	0	
249.	11/5/17	@ Dallas	Terrance Williams	9	141	15.7	56	0	L, 17-28
250.	12/3/17	@ N.Y. Jets	Jermaine Kearse	9	157	17.4	51	0	L, 31-38
251.	12/3/17	@ N.Y. Jets	Robby Anderson	8	107	13.4	26	0	
252.	12/24/17	Miami	Jakeem Grant	4	107	26.8	65	1	W, 29-13
253.	9/9/18	@ LA Chargers	Keenan Allen	8	108	13.5	23	1	W, 38-28
254.	9/9/18	@ LA Chargers	Melvin Gordon	9	102	11.3	25	0	
255.	9/16/18	@ Pittsburgh	Jesse James	5	138	27.6	46	1	W, 42-37
256.	9/16/18	@ Pittsburgh	Juju Smith-Schuster	13	121	9.3	21	1	
257.	10/21/18	Cincinnati	A.J. Green	7	117	16.7	31	0	W, 45-10
258.	11/19/18	@ LA Rams	Brandin Cooks	8	107	13.4	30	0	L, 54-51
259.	12/2/18	@ Oakland	Jared Cook	7	100	14.3	29	1	W, 40-33
260.	12/23/18	@ Seattle	Doug Baldwin	7	126	18.0	29	1	L, 31-38
261.	9/8/19	@ Jacksonville	D.J. Chark	4	146	36.5	69	1	W, 40-26
262.	10/27/19	Green Bay	Aaron Jones	7	159	22.7	67	2	L, 24-31
263.	11/18/19	@ LA Chargers	Austin Ekeler	8	108	13.5	37	0	W, 24-17
264.	12/1/19	Oakland	Darren Waller	7	100	14.3	24	0	W, 40-9
265.	9/10/20	Houston	Willer Fuller V	8	112	14.0	31	0	W, 34-20
266.	10/11/20	Las Vegas	Henry Ruggs III	2	118	59.0	72t	1	L, 32-40
267.	11/8/20	Carolina	Curtis Samuel	9	105	11.7	28	1	W, 33-31
268.	11/29/20	@ Tampa Bay	Rob Gronkowski	6	106	17.7	48	0	W, 27-24
269.	12/27/20	Atlanta	Calvin Ridley	5	130	26.0	54	0	W, 17-14
270.	1/3/21	LA Chargers	Mike Williams	6	108	18.0	48t	1	L, 21-38
271.	9/19/21	@ Baltimore	Marquise Brown	6	113	18.8	42t	1	L, 35-36
272.	9/26/21	LA Chargers	Mike Williams	7	122	17.4	43	2	L, 24-30
273.	10/3/21	@ Philadelphia	DeVonta Smith	7	122	17.4	37	0	W, 42-30
274.	10/10/21	Buffalo	Dawson Knox	3	117	39.0	53t	1	L, 20-38
275.	10/24/21	@ Tennessee	A.J. Brown	8	133	16.6	46	1	L, 3-27
276.	12/12/21	Las Vegas	Hunter Renfrow	13	177	9.0	19	1	W, 48-9
277.	1/2/22	@ Cincinnati	Ja'Marr Chase	11	266	24.2	3	0	L, 31-34

Note: The Chiefs are 123-130-5 (.486) in games when allowing at least one 100-yard receiver. the Chiefs are 8-10-1 (.447) in games when allowing two or more 100-yard receivers.

OPPONENTS' SUPERLATIVES

CAREER 100-YARD RECEIVING GAMES

	Player	100-Yard Games
1.	Rod Smith	9
2.	Tim Brown	6
3.	Fred Biletnikoff	4
	Don Maynard	4
	John Stallworth	4
	Demaryius Thomas	4
7.	Lance Alworth	3
	Elbert Dubenion	3
	Marvin Harrison	3
	Antonio Brown	3
	Charley Hennigan	3
	Andre Johnson	3
	Haven Moses	3
	Randy Moss	3
	Shannon Sharpe	3
	Rick Upchurch	3

OPPONENTS' SUPERLATIVES

100-YARD RUSHERS (204)

	Date	Opponent	Player	Att.	Yds.	Avg.	LG	TD	Result
1.	9/10/61	San Diego	Paul Lowe	13	108	8.3	87t	1	L, 10-26
2.	11/4/62	Houston	Charles Tolar	24	110	4.6	23	0	L, 6-14
3.	10/20/63	San Diego	Keith Lincoln	10	127	12.7	76t	1	L, 17-38
4.	11/3/63	Oakland	Clem Daniels	31	122	3.9	25	0	L, 7-10
5.	12/20/64	N.Y. Jets	Matt Snell	16	103	6.4	23	1	W, 24-7
6.	11/28/65	Houston	Ode Burrell	14	121	8.6	48t	2	W, 52-21
7.	11/20/66	Boston	Jim Nance	22	107	4.9	13	0	T, 27-27
8.	9/9/67	@ Houston	Hoyle Granger	13	101	7.7	18	1	W, 25-20
9.	10/15/67	@ San Diego	Dick Post	15	124	8.3	67t	1	L, 31-45
10.	11/19/67	San Diego	Dick Post	18	108	6.0	22	1	L, 16-17
11.	11/10/68	@ Cincinnati	Paul Robinson	24	115	4.8	36	0	W, 16-9
12.	10/25/70	Dallas	Duane Thomas	20	134	6.7	47t	2	L, 16-27
13.	9/17/72	Miami	Larry Csonka	21	118	5.6	17	1	L, 10-20
14.	11/12/72	@ Pittsburgh	Franco Harris	17	134	7.9	45	1	L, 7-16
15.	9/16/73	L.A. Rams	Jim Bertelsen	28	143	5.1	49	0	L, 13-23
16.	9/16/73	L.A. Rams	Lawrence McCuthcheon	21	120	5.7	19	0	
17.	10/14/73	@ Green Bay	John Brockington	15	106	7.1	33	0	T, 10-10
18.	10/21/73	@ Cincinnati	Boobie Clark	26	104	4.0	11	1	L, 6-14
19.	11/29/73	@ Buffalo	O.J. Simpson	39	157	4.0	22	2	L, 14-23
20.	12/2/73	Cleveland	Greg Pruitt	15	110	7.3	65t	1	T, 20-20
21.	12/8/73	@ Oakland	Marv Hubbard	25	115	4.6	31t	1	L, 7-37
22.	9/15/74	N.Y. Jets	John Riggins	22	116	5.3	29	0	W, 24-16
23.	10/27/74	@ San Diego	Don Woods	22	154	7.0	53	1	W, 24-14
24.	9/28/75	N.Y. Jets	John Riggins	27	145	5.4	20	2	L, 24-30
25.	9/28/75	N.Y. Jets	Carl Garrett	16	135	8.4	40	1	
26.	11/16/75	@ Pittsburgh	Franco Harris	17	119	7.0	29	0	L, 3-28
27.	11/30/75	@ Baltimore	Lydell Mitchell	26	178	6.8	70t	1	L, 14-28
28.	12/7/75	San Diego	Rickey Young	25	124	4.9	14	2	L, 20-28
29.	12/14/75	@ Cleveland	Greg Pruitt	26	214	8.2	50	3	L, 14-20
30.	9/26/76	New Orleans	Tony Galbreath	14	146	10.5	74t	2	L, 17-27
31.	9/26/76	New Orleans	Chuck Muncie	25	126	5.0	33t	0	
32.	10/3/76	@ Buffalo	O.J. Simpson	24	130	5.4	49	2	L, 17-50
33.	10/3/76	@ Buffalo	Jeff Kinney	17	114	6.7	18	1	
34.	10/24/76	Denver	Otis Armstrong	16	101	6.3	22	1	L, 26-35
35.	11/7/76	Pittsburgh	Franco Harris	23	117	5.1	25t	2	L, 0-45
36.	11/7/76	Pittsburgh	Rocky Bleier	15	102	6.8	23	0	
37.	11/21/76	Cincinnati	Archie Griffin	13	139	10.1	77t	1	L, 24-27
38.	9/18/77	@ New England	Sam Cunningham	23	105	4.6	11	0	L, 17-21
39.	10/3/77	Oakland	Mark van Eeghen	24	116	4.8	26	0	L, 28-37
40.	10/3/77	Oakland	Clarence Davis	15	102	6.8	37t	2	
41.	10/30/77	@ Cleveland	Greg Pruitt	18	153	8.5	78t	1	L, 7-44
42.	11/13/77	@ Chicago	Walter Payton	33	192	5.8	32	3	L, 27-28
43.	11/20/77	Denver	Otis Armstrong	21	120	5.7	17	0	L, 7-14
44.	11/27/77	@ Houston	Rob Carpenter	14	149	10.6	77	0	L, 20-34
45.	11/27/77	@ Houston	Ronnie Coleman	15	101	6.6	22	0	
46.	9/10/78	Houston	Earl Campbell	22	111	5.0	22	2	L, 17-20
47.	11/5/78	Oakland	Arthur Whittington	26	134	5.1	25t	1	L, 10-20
48.	11/12/78	@ San Diego	Lydell Mitchell	29	144	5.0	25	0	L, 23-29 OT
49.	12/17/78	@ Seattle	Al Hunter	27	133	4.9	55t	2	L, 19-23
50.	9/16/79	@ Houston	Earl Campbell	32	131	4.1	22	1	L, 6-20
51.	12/6/79	@ Tampa Bay	Ricky Bell	39	137	3.5	14	0	L, 0-3
52.	10/12/80	Houston	Earl Campbell	38	178	4.7	22	1	W, 21-20
53.	10/26/80	Detroit	Billy Sims	28	155	5.5	45t	2	W, 20-17
54.	11/16/80	@ San Diego	Mike Thomas	27	109	4.0	13	2	L, 7-20
55.	11/23/80	@ St. Louis	Ottis Anderson	16	107	6.7	44	1	W, 21-13
56.	11/30/80	Cincinnati	Pete Johnson	17	112	6.6	57t	1	L, 6-20
57.	11/21/82	@ New Orleans	George Rogers	33	123	3.7	18	1	L, 17-27
58.	11/28/82	@ L.A. Rams	Wendell Tyler	25	138	5.5	24	2	L, 14-20
59.	9/12/83	San Diego	Chuck Muncie	27	110	4.1	16	1	L, 14-17
60.	10/2/83	St. Louis	Ottis Anderson	21	106	5.0	39t	1	W, 38-14

OPPONENTS' SUPERLATIVES

61.	11/20/83	@ Dallas	Tony Dorsett	18	108	6.0	32t	2	L, 21-41
62.	11/28/83	@ Seattle	Curt Warner	32	207	6.5	28t	3	L, 48-51 OT
63.	12/4/83	Buffalo	Joe Cribbs	36	185	5.1	24	0	L, 9-14
64.	9/23/84	@ Denver	Sammy Winder	31	139	4.4	13	1	L, 0-21
65.	10/7/84	N.Y. Jets	Freeman McNeil	19	107	5.6	16	0	L, 16-17
66.	11/11/84	Houston	Larry Moriarty	29	117	4.0	9	0	L, 16-17
67.	10/6/85	@ L.A. Raiders	Marcus Allen	29	126	4.3	20	0	L, 10-19
68.	11/3/85	@ Houston	Butch Woolfolk	14	101	7.2	43	1	L, 20-23
69.	11/17/85	@ San Francisco	Wendell Tyler	16	111	6.9	21	0	L, 3-31
70.	12/8/85	Atlanta	Gerald Riggs	26	197	7.6	50	1	W, 38-10
71.	10/26/86	Tampa Bay	James Wilder	25	110	4.4	24	1	W, 27-20
72.	11/2/86	@ San Diego	Gary Anderson	25	100	4.0	13	0	W, 24-23
73.	11/30/86	Buffalo	Robb Riddick	27	118	4.4	13	0	L, 14-17
74.	9/20/87	@ Seattle	John L. Williams	15	112	7.5	48	1	L, 14-43
75.	11/8/87	Pittsburgh	Earnest Jackson	23	125	5.4	28	0	L, 16-17
76.	11/15/87	N.Y. Jets	Freeman McNeil	26	184	7.1	30	0	L, 9-16
77.	9/25/88	San Diego	Gary Anderson	23	131	5.7	30t	1	L, 23-24
78.	10/2/88	@ N.Y. Jets	Freeman McNeil	22	154	7.0	28	0	T, 17-17
79.	10/9/88	@ Houston	Mike Rozier	27	141	5.2	13	0	L, 6-7
80.	12/11/88	@ N.Y. Giants	Joe Morris	31	140	4.5	16	0	L, 12-28
81.	12/18/88	@ San Diego	Gary Anderson	34	217	6.4	36	1	L, 13-24
82.	12/17/89	San Diego	Marion Butts	39	176	4.5	17	0	L, 13-20
83.	9/17/90	@ Denver	Bobby Humphrey	19	132	6.9	37t	2	L, 23-24
84.	9/29/91	@ San Diego	Rod Bernstine	26	112	4.3	15	1	W, 14-13
85.	11/17/91	Denver	Gaston Green	24	133	5.5	60t	1	L, 20-24
86.	10/25/92	Pittsburgh	Barry Foster	24	105	4.4	12	1	L, 3-27
87.	11/22/92	@ Seattle	Chris Warren	20	154	7.7	35	1	W, 24-14
88.	12/26/93	@ Minnesota	Scottie Graham	33	166	5.0	31	1	L, 10-30
89.	1/2/94	Seattle	John L. Williams	16	102	6.4	38	1	W, 34-24
90.	9/25/94	L.A. Rams	Jerome Bettis	35	132	3.8	14	0	L, 0-16
91.	10/9/94	@ San Diego	Natrone Means	19	125	6.6	25	0	L, 6-20
92.	10/23/94	Seattle	Chris Warren	19	117	6.2	41	0	W, 38-23
93.	12/12/94	@ Miami	Bernie Parmalee	19	127	6.7	47t	1	L, 28-45
94.	9/22/96	Denver	Terrell Davis	19	141	7.4	65t	2	W, 17-14
95.	10/7/96	Pittsburgh	Jerome Bettis	27	103	3.8	15	1	L, 7-17
96.	12/9/96	@ Oakland	Napoleon Kaufman	8	109	13.6	45	0	L, 7-26
97.	8/31/97	@ Denver	Terrell Davis	26	101	3.9	16	1	L, 3-19
98.	11/3/97	Pittsburgh	Jerome Bettis	17	103	6.1	30	0	W, 13-10
99.	11/16/97	Denver	Terrell Davis	34	127	3.7	18	0	W, 24-22
100.	9/13/98	@ Jacksonville	James Stewart	26	103	4.0	17	1	L, 16-21
101.	9/20/98	San Diego	Natrone Means	22	165	7.5	72t	1	W, 23-7
102.	10/11/98	@ New England	Robert Edwards	23	104	4.5	33	1	L, 10-40
103.	10/26/98	Pittsburgh	Jerome Bettis	33	119	3.6	13	0	L, 13-20
104.	11/8/98	@ Seattle	Ricky Watters	24	105	4.4	13	2	L, 12-24
105.	11/16/98	Denver	Terrell Davis	18	111	6.2	41t	1	L, 7-30
106.	12/20/98	@ N.Y. Giants	Gary Brown	25	103	4.1	13	1	L, 7-28
107.	11/7/99	@ Indianapolis	Edgerrin James	20	109	5.5	27	0	L, 17-25
108.	11/21/99	Seattle	Ricky Watters	24	107	4.5	45	2	L, 19-30
109.	12/12/99	Minnesota	Robert Smith	21	118	5.6	22	0	W, 31-28
110.	9/3/00	Indianapolis	Edgerrin James	28	124	4.4	30	1	L, 14-27
111.	11/5/00	@ Oakland	Tyrone Wheatley	20	112	5.6	38	1	L, 31-49
112.	11/12/00	@ San Francisco	Charlie Garner	25	102	4.1	19	1	L, 7-21
113.	12/24/00	@ Atlanta	Jamal Anderson	28	107	3.8	23	0	L, 13-29
114.	10/7/01	@ Denver	Mike Anderson	22	155	7.0	62t	0	L, 6-20
115.	10/14/01	Pittsburgh	Jerome Bettis	19	112	5.9	30	0	L, 17-20
116.	10/25/01	Indianapolis	Edgerrin James	27	102	3.8	20	0	L, 28-35
117.	11/11/01	@ N.Y. Jets	Curtis Martin	20	113	5.7	25t	3	L, 7-27
118.	12/23/01	San Diego	LaDainian Tomlinson	27	145	5.4	34	0	W, 20-17
119.	12/30/01	@ Jacksonville	Stacey Mack	16	125	7.8	54	1	W, 30-26
120.	1/6/02	@ Seattle	Shaun Alexander	20	127	6.4	44t	1	L, 18-21
121.	9/15/02	Jacksonville	Fred Taylor	20	114	5.7	63t	1	L, 16-23
122.	10/6/02	@ N.Y. Jets	Curtis Martin	21	119	5.7	35	1	W, 29-25

OPPONENTS' SUPERLATIVES

123.	11/17/02	Buffalo	Travis Henry	24	126	5.3	22	0	W, 17-16
124.	11/24/02	@ Seattle	Shaun Alexander	23	145	6.3	46t	2	L, 32-39
125.	12/15/02	@ Denver	Clinton Portis	21	130	6.2	51t	3	L, 24-31
126.	12/22/02	San Diego	LaDainian Tomlinson	24	131	5.5	34	0	W, 24-22
127.	12/28/02	@ Oakland	Charlie Garner	29	135	4.7	14	1	L, 0-24
128.	9/28/03	@ Baltimore	Jamal Lewis	26	115	4.4	17	1	W, 17-10
129.	10/5/03	Denver	Clinton Portis	23	141	6.1	65t	1	W, 24-23
130.	10/12/03	@ Green Bay	Ahman Green	26	139	5.3	26	1	W, 40-34 OT
131.	10/26/03	Buffalo	Travis Henry	22	124	5.6	23	0	W, 38-5
132.	11/16/03	@ Cincinnati	Rudi Johnson	22	165	7.5	54	0	L, 19-24
133.	11/30/03	@ San Diego	LaDainian Tomlinson	19	106	5.6	55	1	W, 28-24
134.	12/7/03	@ Denver	Clinton Portis	22	218	9.9	59t	5	L, 27-45
135.	12/14/03	Detroit	Shawn Bryson	18	105	5.8	39	1	W, 45-17
136.	12/20/03	@ Minnesota	Onterio Smith	21	146	7.0	47	3	L, 20-45
137.	9/12/04	@ Denver	Quentin Griffin	23	156	6.8	47t	2	L, 24-34
138.	9/19/04	Carolina	DeShaun Foster	32	174	5.4	71	1	L, 17-28
139.	11/7/04	@ Tampa Bay	Michael Pittman	15	128	8.5	78t	3	L, 31-34
140.	11/14/04	@ New Orleans	Deuce McAllister	16	127	7.9	28	1	L, 20-27
141.	12/17/05	@ N.Y. Giants	Tiki Barber	29	220	7.6	55	2	L, 17-27
142.	10/15/06	@ Pittsburgh	Willie Parker	21	109	5.2	25	2	L, 7-45
143.	12/17/06	@ San Diego	LaDainian Tomlinson	25	199	8.0	85t	2	L, 9-20
144.	12/16/07	@ Chicago	Cedric Benson	24	101	4.2	13	0	L, 10-20
145.	9/23/07	Minnesota	Adrian Peterson	25	102	4.1	16	1	W, 13-10
146.	9/30/07	@ San Diego	LaDainian Tomlinson	20	132	6.6	37	1	W, 30-16
147.	11/11/07	Denver	Selvin Young	20	109	5.5	34	1	L, 11-27
148.	11/25/07	Oakland	Justin Fargas	22	139	6.3	21	1	L, 17-20
149.	12/2/07	San Diego	LaDainian Tomlinson	23	177	7.7	34	2	L, 10-24
150.	12/9/07	@ Denver	Selvin Young	17	156	9.2	50	0	L, 7-41
151.	12/23/07	@ Detroit	T.J. Duckett	15	102	6.8	53	1	L, 20-25
152.	9/14/08	Oakland	Darren McFadden	21	164	7.8	50	1	L, 8-23
153.	9/21/08	@ Atlanta	Michael Turner	23	104	4.5	38	3	L, 14-38
154.	10/5/08	@ Carolina	DeAngelo Williams	20	123	6.2	32t	2	L, 0-34
155.	10/19/08	Tennessee	Chris Johnson	18	168	9.3	66t	1	L, 10-34
156.	10/19/08	Tennessee	LenDale White	17	149	8.8	80t	3	
157.	12/28/08	@ Cincinnati	Cedric Benson	25	111	4.4	14	1	L, 6-16
158.	9/13/09	@ Baltimore	Ray Rice	19	108	5.7	22	0	L, 24-38
159.	10/18/09	@ Washington	Clinton Portis	15	109	7.3	78	0	W, 14-6
160.	11/15/09	@ Oakland	Michael Bush	14	119	8.5	60	0	W, 16-10
161.	12/6/09	Denver	Correll Buckhalter	12	113	9.4	26	0	L, 13-44
162.	12/20/09	Cleveland	Jerome Harrison	34	286	8.4	71	3	L, 34-41
163.	12/27/09	@ Cincinnati	Cedric Benson	29	133	4.6	32	0	L, 10-17
164.	11/14/10	@ Denver	Knowshon Moreno	22	106	4.8	14	0	L, 29-49
165.	12/5/10	Denver	Knowshon Moreno	23	161	7.0	24	0	W, 10-6
166.	1/2/11	Oakland	Michael Bush	25	137	5.5	26t	1	L, 10-31
167.	9/11/11	Buffalo	Fred Jackson	20	112	5.6	24	0	L, 7-41
168.	12/11/11	@ N.Y. Jets	Shonn Greene	24	129	5.4	31	1	L, 10-37
169.	1/1/12	@ Denver	Willis McGahee	28	145	5.2	15	0	W, 10-3
170.	9/16/12	@ Buffalo	C.J. Spiller	15	123	8.2	38	2	L, 17-35
171.	10/7/12	Baltimore	Ray Rice	17	102	6.0	37	0	L, 6-9
172.	10/28/12	Oakland	Darren McFadden	29	114	3.9	28	0	L, 16-26
173.	11/18/12	Cincinnati	BenJarvus Green-Ellis	25	101	4.0	21	1	L, 6-28
174.	12/16/12	@ Oakland	Darren McFadden	30	110	3.7	19	0	L, 0-15
175.	9/19/13	@ Philadelphia	LeSean McCoy	20	158	7.9	41t	1	W, 26-16
176.	11/3/13	@ Buffalo	C.J. Spiller	12	116	9.7	61	0	W, 23-13
177.	12/1/13	Denver	Monte Ball	13	117	9.0	45	0	L, 28-35
178.	12/29/13	@ San Diego	Ryan Matthews	24	144	6.0	44	0	L, 24-27
179.	9/21/14	@ Miami	Lamar Miller	15	108	7.2	24	0	W, 34-15
180.	10/5/14	@ San Francisco	Frank Gore	18	107	5.9	14	0	L, 17-22
181.	11/16/14	Seattle	Marshawn Lynch	24	124	5.2	17	0	W, 24-20
182.	11/20/14	@ Oakland	Latavius Murray	4	112	28.0	90	2	L, 20-24
183.	11/30/14	Denver	C.J. Anderson	32	168	5.3	20	0	L, 16-29
184.	12/7/14	@ Arizona	Ryan Williams	19	100	5.3	16	0	L, 14-17

OPPONENTS' SUPERLATIVES

185.	10/25/15	Pittsburgh	Le'Veon Bell	17	121	7.1	42	0	W, 23-13
186.	12/27/15	Cleveland	Johnny Manziel	11	108	9.8	34	0	W, 17-13
187.	10/2/16	@ Pittsburgh	Le'Veon Bell	18	144	8.0	44	0	L, 14-43
188.	11/6/16	Jacksonville	Chris Ivory	18	107	5.9	42	0	W, 19-14
189.	12/8/16	Oakland	Latavius Murray	22	103	4.7	12	1	W, 21-13
190.	1/15/17	Pittsburgh	Le'Veon Bell	30	170	5.7	38	0	L, 16-18
191.	10/14/18	New England	Sony Michel	24	106	4.4	15	2	L, 40-43
192.	12/23/18	@ Seattle	Chris Carson	27	116	4.3	17	2	L, 31-38
193.	12/30/18	Oakland	Doug Martin	21	100	4.8	15	0	W, 35-3
194.	9/22/19	Baltimore	Mark Ingram	16	103	6.4	21	3	W, 33-28
195.	9/29/19	@ Detroit	Kerryon Johnson	26	125	4.8	14	0	W, 34-30
196.	10/6/19	Indianapolis	Marlon Mack	29	132	4.6	30	0	L, 13-19
197.	10/13/19	Houston	Carlos Hyde	26	116	4.5	26	1	L, 24-31
198.	11/10/19	@ Tennessee	Derrick Henry	23	188	8.2	68	2	L, 32-35
199.	12/1/19	Oakland	Josh Jacobs	17	104	6.1	35	0	W, 40-9
200.	10/5/20	New England	Damien Harris	17	100	5.9	41	0	W, 26-10
201.	12/6/20	Denver	Mevlin Gordon III	15	131	8.7	65	0	W, 22-16
202.	9/19/21	@ Baltimore	Lamar Jackson	16	107	6.7	21	2	L, 35-36
203.	12/5/21	Denver	Javonte Williams	23	102	4.4	14	0	W, 22-9
204.	1/8/22	@ Denver	Melvin Gordon III	12	110	9.2	47t	1	W, 28-24

Note: The Chiefs are 55-137-4 (.291) in games when allowing at least one 100-yard rusher. The Chiefs are 0-8-0 (.000) in games when allowing two or more 100-yard rushers.

OPPONENTS' SUPERLATIVES

CAREER 100-YARD RUSHING GAMES

	Player	100-Yard Games
1.	LaDainian Tomlinson	6
2.	Jerome Bettis	5
3t.	Terrell Davis	4
	Clinton Portis	4
5t.	Gary Anderson	3
	Cedric Benson	3
	Le'Veon Bell	3
	Earl Campbell	3
	Franco Harris	3
	Edgerrin James	3
	Freeman McNeil	3
	Greg Pruitt	3
	Darren McFadden	3

OPPONENTS' SUPERLATIVES

300-YARD PASSERS (111)

	Date	Opponent	Player	Att.	Comp.	Yds.	LG	TD	INT	Result
1.	11/24/60	@ N.Y. Titans	Al Dorow	33	21	301	45t	2	1	L, 35-41
2.	11/19/61	@ San Diego	Jack Kemp	27	15	357	61t	2	1	L, 14-24
3.	10/13/63	Buffalo	Jack Kemp	24	12	300	89t	2	2	L, 26-35
4.	11/17/63	@ Boston	Babe Parilli	47	25	354	39	1	1	T, 24-24
5.	12/6/64	Boston	Babe Parilli	41	20	300	58t	3	1	L, 24-31
6.	10/24/65	@ Houston	George Blanda	33	19	304	64t	4	0	L, 36-38
7.	10/16/66	Oakland	Tom Flores	24	14	301	76t	3	0	L, 13-34
8.	10/15/67	San Diego	John Hadl	32	17	307	60t	2	1	L, 31-45
9.	9/9/68	@ Houston	Pete Beathard	48	23	413	59t	2	3	W, 26-21
10.	9/15/68	N.Y. Jets	Joe Namath	29	17	302	57t	2	1	L, 19-20
11.	11/16/69	@ N.Y. Jets	Joe Namath	40	24	327	40t	2	3	W, 34-16
12.	9/21/75	@ Denver	Charley Johnson	20	12	329	90t	3	2	L, 33-37
13.	10/17/76	@ Miami	Bob Griese	35	25	306	39	1	2	W, 21-17 OT
14.	11/25/79	@ San Diego	Dan Fouts	43	27	350	42t	3	1	L, 7-28
15.	9/7/80	Oakland	Dan Pastorini	37	19	317	55	2	0	L, 14-27
16.	9/6/81	@ Pittsburgh	Terry Bradshaw	36	21	319	41t	2	2	W, 37-33
17.	9/27/81	@ Seattle	Jim Zorn	47	31	308	23	1	0	W, 20-14
18.	10/18/81	Denver	Craig Morton	38	25	342	63	2	1	W, 28-14
19.	12/12/82	L.A. Raiders	Jim Plunkett	33	18	303	43	3	1	L, 16-21
20.	10/30/83	@ Denver	Steve DeBerg	41	21	350	46t	1	0	L, 24-27
21.	9/9/84	@ Cincinnati	Ken Anderson	37	24	310	35	0	0	W, 27-22
22.	9/16/84	L.A. Raiders	Jim Plunkett	47	28	313	42	1	4	L, 20-22
23.	11/25/84	@ N.Y. Giants	Phil Simms	41	24	343	31	2	3	L, 27-28
24.	12/16/84	@ San Diego	Ed Luther	44	24	333	43	1	0	W, 42-21
25.	9/12/85	L.A. Raiders	Jim Plunkett	48	34	303	30	2	2	W, 36-20
26.	10/13/85	@ San Diego	Mark Hermann	36	26	320	39t	2	0	L, 20-31
27.	12/14/85	@ Denver	John Elway	37	22	301	48	1	5	L, 13-14
28.	12/21/86	@ Pittsburgh	Mark Malone	43	22	351	38	0	1	W, 24-19
29.	12/6/87	@ Cincinnati	Boomer Esiason	44	28	368	26	2	0	L, 27-30 OT
30.	12/13/87	L.A. Raiders	Marc Wilson	38	22	339	42	0	3	W, 16-10
31.	12/24/89	@ Miami	Dan Marino	47	28	339	35	3	1	W, 27-24
32.	11/11/90	Seattle	Dave Krieg	23	16	306	54t	2	0	L, 16-17
33.	12/9/90	Denver	John Elway	36	24	328	27	2	1	W, 37-7
34.	12/16/90	Houston	Warren Moon	45	27	527	87t	3	0	L, 10-27
35.	11/10/91	@ L.A. Rams	Jim Everett	37	26	329	27	3	1	W, 27-20
36.	10/4/92	@ Denver	John Elway	38	23	311	48	2	0	L, 19-20
37.	9/20/93	Denver	John Elway	45	28	300	36	1	1	W, 15-7
38.	10/31/93	@ Miami	Scott Mitchell	33	22	344	77t	3	0	L, 10-30
39.	9/4/94	@ New Orleans	Jim Everett	37	26	326	30	2	2	W, 30-17
40.	10/1/95	@ Arizona	Dave Krieg	41	25	308	35	0	1	W, 24-3
41.	10/9/95	San Diego	Stan Humphries	34	24	315	45	1	0	W, 29-23 OT
42.	10/7/96	Pittsburgh	Mike Tomczak	32	20	338	45	0	1	L, 7-17
43.	9/21/97	@ Carolina	Kerry Collins	47	24	328	36	1	4	W, 35-14
44.	10/6/98	@ Denver	John Elway	32	22	400	58	2	1	L, 31-35
45.	10/10/99	New England	Drew Bledsoe	45	23	334	49t	2	2	W, 16-14
46.	1/2/00	Oakland	Rich Gannon	47	25	324	42	3	2	L, 38-41 OT
47.	9/9/01	Oakland	Rich Gannon	46	31	341	33t	2	1	L, 24-27
48.	9/8/02	@ Cleveland	Kelly Holcomb	39	27	326	44t	3	0	W, 40-39
49.	9/15/02	Jacksonville	Mark Brunell	36	25	320	79t	2	0	L, 16-23
50.	9/22/02	@ New England	Tom Brady	54	39	410	38t	4	1	L, 38-41 OT
51.	9/29/02	Miami	Jay Fiedler	45	29	310	38	1	4	W, 48-30
52.	10/13/02	@ San Diego	Drew Brees	41	28	319	29	2	2	L, 34-35
53.	10/20/02	Denver	Brian Griese	50	30	376	82t	2	0	L, 34-37 OT
54.	10/27/02	Oakland	Rich Gannon	55	35	334	25	1	1	W, 20-10
55.	11/24/02	@ Seattle	Matt Hasselbeck	36	25	362	44	3	0	L, 32-39
56.	9/14/03	Pittsburgh	Tommy Maddox	47	28	336	50	1	3	W, 41-20
57.	10/31/04	Indianapolis	Peyton Manning	44	25	472	56t	5	1	W, 45-35
58.	11/22/04	New England	Tom Brady	26	17	315	48	1	0	L, 19-27
59.	11/28/04	San Diego	Drew Brees	37	28	378	65	2	0	L, 31-34
60.	12/5/04	@ Oakland	Kerry Collins	41	27	343	51t	3	0	W, 34-27

OPPONENTS' SUPERLATIVES

61.	12/13/04	@ Tennessee	Billy Volek	43	29	426	42t	4	0	W, 49-38
62.	10/2/05	Philadelphia	Donovan McNabb	48	33	369	34	3	1	L, 31-37
63.	10/16/05	Washington	Mark Brunell	41	25	331	78t	3	0	W, 28-21
64.	10/30/05	@ San Diego	Drew Brees	43	25	324	35t	3	1	L, 20-28
65.	12/11/05	@ Dallas	Drew Bledsoe	34	22	332	71t	3	0	L, 28-31
66.	11/5/06	@ St. Louis	Marc Bulger	42	31	354	33	1	0	W, 31-17
67.	10/14/07	Cincinnati	Carson Palmer	43	26	320	42t	2	2	W, 27-20
68.	11/4/07	Green Bay	Brett Favre	34	24	360	60t	2	2	L, 22-33
69.	9/28/08	Denver	Jay Cutler	49	29	361	40	1	2	W, 33-19
70.	11/2/08	Tampa Bay	Jeff Garcia	43	31	339	29	1	1	L, 27-30 OT
71.	11/9/08	@ San Diego	Philip Rivers	36	27	316	31	2	2	L, 19-20
72.	12/14/08	San Diego	Philip Rivers	48	34	346	42	2	1	L, 21-22
73.	9/13/09	@ Baltimore	Joe Flacco	43	26	307	31	3	1	L, 24-38
74.	9/27/09	@ Philadelphia	Kevin Kolb	34	24	327	64	2	0	L, 14-34
75.	10/11/09	Dallas	Tony Romo	34	20	351	60	2	0	L, 20-26 OT
76.	11/22/09	Pittsburgh	Ben Roethlisberger	42	32	398	41	2	2	W, 27-24 OT
77.	11/29/09	@ San Diego	Philip Rivers	28	21	317	53	2	0	L, 14-43
78.	1/3/10	@ Denver	Kyle Orton	56	32	431	44	1	3	W, 44-24
79.	10/17/10	@ Houston	Matt Shaub	33	25	305	44	2	0	L, 31-35
80.	10/31/11	San Diego	Philip Rivers	41	26	369	39	0	2	W, 23-20 OT
81.	10/14/12	@ Tampa Bay	Josh Freeman	26	15	328	62t	3	1	L, 10-28
82.	12/30/12	@ Denver	Peyton Manning	29	23	304	36t	3	0	L, 3-38
83.	11/17/13	@ Denver	Peyton Manning	40	24	323	70	1	0	L, 17-27
84.	11/24/13	San Diego	Philip Rivers	39	27	392	60	3	0	L, 38-41
85.	12/1/13	Denver	Peyton Manning	35	22	403	77	5	2	L, 28-35
86.	9/28/15	@ Green Bay	Aaron Rodgers	35	24	333	52	5	0	L, 28-38
87.	10/4/15	@ Cincinnati	Andy Dalton	24	17	321	55	1	0	L, 21-36
88.	1/16/16	@ New England	Tom Brady	42	28	302	42	2	0	L, 20-27
89.	10/2/16	@ Pittsburgh	Ben Roethlisberger	27	22	300	47	5	0	L, 14-43
90.	10/23/16	New Orleans	Drew Brees	48	37	367	30	3	1	W, 27-21
91.	11/20/16	Tampa Bay	Jameis Winston	39	24	331	21	1	0	L, 17-19
92.	11/27/16	@ Denver	Trevor Semian	34	20	368	20	3	0	W, 30-27 OT
93.	9/9/18	@ LA Chargers	Philip Rivers	51	31	424	30	3	1	W, 38-28
94.	9/16/18	@ Pittsburgh	Ben Roethlisberger	60	39	452	46	3	0	W, 42-37
95.	10/7/18	Jacksonville	Blake Bortles	61	33	430	38	1	4	W, 30-14
96.	10/14/18	@ New England	Tom Brady	35	24	340	42	1	0	L, 40-43
97.	11/19/18	@ LA Rams	Jared Goff	49	31	413	40	4	0	L, 54-51
98.	12/13/18	LA Chargers	Philip Rivers	38	26	313	38	2	2	L, 28-29
99.	10/27/19	Green Bay	Aaron Rodgers	33	23	305	67	4	0	L, 24-31
100.	11/18/19	@ LA Chargers	Philip Rivers	52	28	353	50	1	4	W, 24-17
101.	9/20/20	@ LA Chargers	Justin Herbert	33	22	311	35	1	1	W, 23-20 OT
102.	10/11/20	Las Vegas	Derek Carr	31	22	347	72t	3	1	L, 32-40
103.	11/8/20	Carolina	Teddy Bridgewater	49	36	310	28	2	0	W 33-31
104.	11/29/20	@ Tampa Bay	Tom Brady	41	27	345	48	3	2	W, 27-24
105.	12/13/20	@ Miami	Tua Tagovailoa	48	28	316	29t	2	1	W, 33-27
106.	12/27/20	Atlanta	Matt Ryan	35	27	300	54	2	0	W, 17-14
107.	1/3/21	LA Chargers	Justin Herbert	31	22	302	48t	3	0	L, 21-38
108.	9/12/21	Cleveland	Baker Mayfield	28	21	321	45	0	1	W, 33-29
109.	10/3/21	@ Philadelphia	Jalen Hurts	48	32	387	37	2	0	W, 42-30
110.	10/10/21	Buffalo	Josh Allen	26	15	315	61	3	0	L, 20-38
111.	1/22/22	@ Cincinnati	Joe Burrow	39	30	446	72t	4	0	L, 31-34

Note: The Chiefs are 47-63-1 (.430) in games when allowing a 300-yard passer.

OPPONENTS' SUPERLATIVES

CAREER 300-YARD PASSING GAMES

	Player	300-Yard Games
1.	Philip Rivers	7
2t.	John Elway	5
	Tom Brady	5
4t.	Drew Brees	4
	Peyton Manning	4
6t.	Rich Gannon	3
	Jim Plunkett	3
8t.	Drew Bledsoe	2
	Mark Brunell	2
	Kerry Collins	2
	Brett Favre	2
	Jack Kemp	2
	Joe Namath	2
	Babe Parilli	2
	Ben Roethlisberger	2
	Aaron Rodgers	2
	Justin Herbert	2

ALL-TIME MISCELLANEOUS SCORES

ALL-TIME MISCELLANEOUS SCORES

ALL-TIME DEFENSIVE SCORES

Date	Opponent	Defensive Score	Result
10/9/60	Oakland	David Webster, 80-yard INT return	L, 19-20
11/6/60	@ Buffalo	David Webster, 14-yard fumble return Don Flynn, 25-yard INT return	W, 45-28
11/30/60	Denver	David Webster, 39-yard INT return	W, 34-7
12/11/60	Boston	Duane Wood, 66-yard INT return	W, 34-0
12/10/61	Denver	Sherrill Headrick, 31-yard INT return	W, 49-21
12/17/61	New York Titans	Sherrill Headrick, 56-yard INT return* *(20 yards by Doyle Nix who lateralled to Headrick for 56 yards)	W, 35-24
9/7/63	@ Denver	Sherrill Headrick, 38-yard INT return	W, 59-7
9/22/63	@ Buffalo	Safety, Willie West tackled in end zone	T, 27-27
12/22/63	New York Jets	Jerry Mays, 58-yard fumble return	W, 48-0
10/4/64	Houston	Bobby Hunt, 29-yard INT return	W, 28-7
10/18/64	Buffalo	Bobby Bell, 20-yard fumble return	L, 22-35
11/15/64	San Diego	Abner Haynes, fumble recovery in end zone	L, 14-28
10/3/65	Boston	Bobby Bell, 38-yard INT return Willie Mitchell, 37-yard INT return	W, 27-17
9/25/66	@ Boston	Johnny Robinson, 28-yard INT return	W, 43-24
10/16/66	Oakland	Bobby Bell, 7-yard fumble return	L, 13-34
10/30/66	Houston	Willie Mitchell, 60-yard INT return* *(18 yards by Johnny Robinson who lateralled to Mitchell for 60 yards)	W, 48-23
9/9/67	@ Houston	Bobby Bell, 32-yard INT return	W, 25-20
11/5/67	New York Jets	Willie Mitchell, 27-yard INT return	W, 42-18
11/12/67	@ Boston	Emmitt Thomas, 57-yard INT return	W, 23-10
11/23/67	Oakland	Safety, Holding in end zone	L, 22-44
12/10/67	@ New York Jets	Fred Williamson, 77-yard INT return	W, 21-7
9/28/68	@ Miami	Jim Lynch, 22-yard INT return	W, 48-3
12/8/68	@ San Diego	Willie Lanier, 75-yard INT return Safety, Buck Buchanan tackled Jon Brittenum	W, 40-3
10/5/69	@ Denver	Jim Kearney, 60-yard INT return	W, 26-13
10/26/69	Cincinnati	Goldie Sellers, 19-yard fumble return	W, 42-22
11/27/69	Denver	Emmitt Thomas, 45-yard INT return	W, 31-17
9/28/70	@ Baltimore	Johnny Robinson, 46-yard fumble return	W, 44-24
11/8/70	Houston	Bobby Bell, 45-yard INT return	W, 24-9
10/3/71	@ Denver	Aaron Brown, 68-yard INT return	W, 16-3
10/18/71	Pittsburgh	Emmitt Thomas, 32-yard INT return	W, 38-16
12/19/71	Buffalo	Bobby Bell, 26-yard INT return	W, 22-9
10/1/72	@ Denver	Jim Kearney, 43-yard INT return Jim Kearney, 32-yard INT return	W, 45-24
11/12/72	@ Pittsburgh	Jim Kearney, 65-yard INT return	L, 7-16
12/3/72	Denver	Jim Kearney, 29-yard INT return Bobby Bell, 61-yard INT return	W, 24-21
9/30/73	Oakland	Willie Lanier, 17-yard INT return	W, 16-3
11/18/73	Houston	John Lohmeyer, 19-yard fumble return	W, 38-14
9/15/74	New York Jets	Emmitt Thomas, 38-yard INT return Marvin Upshaw, 52-yard INT return	W, 24-16
9/22/74	@ Oakland	Wilbur Young, 52-yard INT return	L, 7-27
10/6/74	Denver	Bobby Bell, 28-yard INT return	L, 14-17
11/18/74	@ Denver	Safety, Willie Lanier tackled Otis Armstrong	W, 42-34
12/4/74	Minnesota	Emmitt Thomas, 73-yard INT return	L, 15-35
11/10/75	@ Dallas	John Matuszak, fumble recovery in end zone	W, 35-31
10/31/76	@ Tampa Bay	Safety, John Lohmeyer tackled Steve Spurrier	W, 28-19
10/23/77	@ San Diego	Tim Gray, 15-yard fumble return	W, 21-16
11/27/77	@ Houston	Willie Lee, 10-yard fumble return	L, 20-34
12/11/77	Seattle	Gary Barbaro, 102-yard INT return	L, 31-34
12/18/77	@ Oakland	Tim Gray, 14-yard fumble return Tim Collier, 100-yard INT return	L, 20-21
9/23/79	Oakland	Gary Barbaro, 70-yard INT return	W, 35-7
10/5/80	@ Oakland	Gary Spani, 16-yard fumble return Whitney Paul, 32-yard fumble return	W, 31-17

ALL-TIME MISCELLANEOUS SCORES

10/12/80	Houston	Gary Spani, 47-yard INT return	W, 21-20
11/9/80	@ Seattle	Frank Manumaleuga, 22-yard INT return	W, 31-20
12/7/80	Denver	Thomas Howard, 3-yard fumble return	W, 31-14
9/6/81	@ Pittsburgh	Thomas Howard, 65-yard fumble return	W, 37-33
10/18/81	Denver	Whitney Paul, 47-yard fumble return	W, 28-14
10/25/81	@ Oakland	Gary Spani, 91-yard fumble return	W, 28-17
11/22/81	Seattle	Lloyd Burruss, 46-yard INT return	W, 40-13
12/19/82	@ Denver	Eric Harris, 56-yard INT return	W, 37-16
		Gary Barbaro, 43-yard INT return	
1/2/83	New York Jets	Gary Green, 42-yard INT return*	W, 37-13
		*(5 yards by Thomas Howard who lateralled to Green for 42 yards)	
10/2/83	St. Louis	Charles Jackson, 37-yard fumble recovery	W, 38-14
10/16/83	New York Giants	Durwood Roquemore, 42-yard INT return	W, 38-17
12/18/83	Denver	Lucious Smith, 58-yard INT return	W, 48-17
9/16/84	Los Angeles Raiders	Kevin Ross, 71-yard INT return	L, 20-22
12/9/84	Seattle	Scott Radecic, 19-yard INT return	W, 34-7
9/12/85	Los Angeles Raiders	Albert Lewis, fumble recovery in end zone	W, 36-20
11/10/85	Pittsburgh	Deron Cherry, 47-yard INT return	L, 28-36
9/21/86	Houston	Greg Hill, 26-yard INT return	W, 27-13
10/19/86	San Diego	Lloyd Burruss, 56-yard INT return	W, 42-41
		Lloyd Burruss, 47-yard INT return	
12/7/86	Denver	Lloyd Burruss, 72-yard INT return	W, 37-10
11/8/87	Pittsburgh	Bill Maas, 6-yard fumble return	L, 16-17
11/6/88	@ Denver	Safety, Dino Hackett tackled Tony Dorsett	L, 11-17
10/29/89	@ Pittsburgh	Bill Maas, 4-yard fumble return	L, 17-23
11/19/89	@ Cleveland	Neil Smith, 3-yard fumble return	T, 10-10
9/23/90	@ Green Bay	Stan Petry, 33-yard INT return	W, 17-3
10/14/90	Detroit	Safety, Bill Maas tackled Bob Gagliano	W, 43-24
11/11/90	Seattle	Dan Saleaumua fumble recovery in end zone	L, 17-16
10/31/91	Miami	Chris Martin, 100-yard fumble return	W, 42-7
11/10/91	@ Los Angeles Rams	Derrick Thomas, 23-yard fumble return	W, 27-20
11/24/91	@ Cleveland	Safety, Dan Saleaumua tackled Bernie Kozar	L, 15-20
9/6/92	@ San Diego	Kevin Ross, 99-yard INT return	W, 24-10
9/13/92	Seattle	Lonnie Marts, 36-yard INT return	W, 26-7
9/28/92	Los Angeles Raiders	Charles Mincy, 25-yard INT return	W, 27-7
11/22/92	@ Seattle	Neil Smith, 22-yard INT return	W, 24-14
12/13/92	New England	Charles Mincy, 30-yard fumble return	W, 27-20
12/27/92	Denver	Charles Mincy, 32-yard INT return*	W, 42-20
		*(0 yards by Bennie Thompson who lateralled to Mincy for 32 yards)	
		Dale Carter, 36-yard INT return	
		Derrick Thomas, fumble recovery in end zone	
11/8/93	Green Bay	Dan Saleaumua, 16-yard fumble return	W, 23-16
12/5/93	@ Seattle	Derrick Thomas, 86-yard fumble return	W, 31-16
9/11/94	San Francisco	Safety, Derrick Thomas tackled Steve Young	W, 24-17
12/24/94	@ Los Angeles Raiders	Mark Collins, 78-yard INT return	W, 19-9
		Safety, team (penalty in end zone)	
9/17/95	Oakland	James Hasty, 64-yard INT return	W, 23-17 OT
11/19/95	Houston	Mark Collins, 34-yard fumble return	W, 20-13
12/3/95	@ Oakland	Brian Washington, 74-yard INT return	W, 29-23
12/17/95	Denver	Vaughn Booker, 14-yard fumble return	W, 20-17
9/8/96	Oakland	James Hasty, 80-yard fumble return	W, 19-3
		Safety, Dan Saleaumua tackled Barrett Robbins	
9/8/97	@ Oakland	Darren Anderson, 55-yard INT return	W, 28-27
9/21/97	@ Carolina	Mark McMillian, 62-yard INT return	W, 35-14
11/30/97	San Francisco	Mark McMillian, 12-yard INT return	W, 44-9
		Safety, Joe Phillips tackled Terry Kirby	
12/14/97	@ San Diego	Mark McMillian, 87-yard INT return	W, 29-7
		Safety, Derrick Thomas sacked Todd Philcox	
9/6/98	Oakland	Safety, Derrick Thomas sacked Jeff George	W, 28-8
12/26/98	@ Oakland	Derrick Thomas, 44-yard fumble return	W, 31-24
9/12/99	@ Chicago	Donnie Edwards, 79-yard fumble return	L, 17-20
10/21/99	@ Baltimore	Reggie Tongue, 46-yard INT return	W, 35-8

ALL-TIME MISCELLANEOUS SCORES

10/31/99	San Diego	James Hasty, 56-yard INT return	W, 34-0
11/28/99	@ Oakland	Reggie Tongue, 7-yard fumble return	W, 37-34
12/12/99	Minnesota	Cris Dishman, 47-yard INT return	W, 31-28
12/18/99	Pittsburgh	Cris Dishman, 40-yard fumble return	W, 35-19
1/2/00	Oakland	Eric Hicks, 44-yard fumble return	L, 38-41 OT
9/10/00	@ Tennessee	Donnie Edwards, 28-yard INT return	L, 14-17 OT
11/26/00	@ San Diego	Donnie Edwards, 42-yard INT return	L, 16-17
9/9/01	Oakland	Marcus Patton, 24-yard INT return	L, 24-27
12/8/02	St. Louis	Eric Warfield, 51-yard INT return	W, 49-10
9/14/03	Pittsburgh	Duane Clemons, 42-yard fumble return	W, 41-20
9/21/03	@ Houston	Jerome Woods, 46-yard INT return	W, 42-14
10/12/03	@ Green Bay	Shaunard Harts, 39-yard INT return	W, 40-34 OT
9/19/04	Carolina	Jerome Woods, 79-yard INT return	L, 17-28
12/13/04	@ Tennessee	Eric Warfield, 43-yard INT return	W, 49-38
10/16/05	Washington	Kawika Mitchell, 39-yard fumble return	W, 28-21
11/20/05	@ Houston	Sammy Knight, 80-yard fumble return	W, 45-17
9/30/07	@ San Diego	Eric Warfield, 57-yard INT return	W, 30-16
10/26/08	@ New York Jets	Tyron Brackenridge, 50-yard fumble return	L, 24-28
12/7/08	@ Denver	Brandon Flowers, 91-yard INT return	L, 17-24
10/18/09	@ Washington	Maurice Leggett, 27-yard INT return	W, 14-6
1/3/10	@ Denver	Safety, Tamba Hali sacked Todd Collins	W, 44-24
9/19/10	@ Cleveland	Derrick Johnson, 45-yard INT return	W, 16-14
10/24/10	Jacksonville	Derrick Johnson, 60-yard INT return	W, 42-20
12/26/10	Tennessee	Brandon Flowers, 33-yard INT return	W, 34-14
10/23/11	@ Oakland	Derrick Johnson, 15-yard INT return	W, 28-0
9/23/12	@ New Orleans	Eric Berry, 54-yard INT return	W, 27-24 OT
9/8/13	@ Jacksonville	Kendrick Lewis, 59-yard INT return	W, 28-2
9/19/13	@ Philadelphia	Brandon Flowers, 58-yard INT return	W, 26-16
10/13/13	Oakland	Safety, Justin Houston sacked Drew Brees	W, 24-7
11/3/13	@ Buffalo	Tamba Hali, 10-yard INT return	W, 23-13
12/15/13	@ Oakland	Eric Berry, 38-yard INT return	W, 56-31
9/29/14	New England	Husain Abdullah, 44-yard INT return	W, 41-14
9/17/15	Broncos	Tamba Hali, 11-yard fumble return	L, 31-24
10/11/15	Chicago	Sean Smith, 100-yard INT return	L, 18-17
11/22/15	@ San Diego	Eric Berry, 47-yard INT return	W, 33-3
12/6/15	@ Oakland	Husain Abdullah, 30-yard INT return	W, 34-20
12/20/15	@ Baltimore	Marcus Peters, 55-yard INT return	W, 34-14
1/3/16	Oakland	Ramik Wilson, 0-yard opponent fumble return	W, 23-17
9/25/16	New York Jets	Justin Houston, 17-yard INT return	W, 24-3
10/23/16	New Orleans	Tyvon Branch, 38-yard INT return	W, 27-21
11/13/16	@ Carolina	Tyvon Branch, 73-yard fumble return	W, 20-17
11/27/16	@ Denver	Marcus Peters, 90-yard INT return	W, 30-27 OT
12/4/16	@ Atlanta	D.J. Alexander, safety	W, 29-27
10/2/17	Washington	Derrick Johnson, 55-yard INT return	W, 29-20
10/30/17	Denver	Daniel Sorensen, 48-yard INT return	W, 29-19
10/7/18	Jacksonville	Eric Berry, 42-yard INT return	W,30-14
10/21/18	Cincinnati	Safety, R.Okung recovered fumble, gave himself up in endzone	W, 45-10
11/19/18	@ LA Rams	Eric Berry, 37-yard INT return	L, 54-51
12/30/18	Oakland	Justin Houston, 13-yard fumble return	W, 35-3
9/29/19	@ Detroit	Marcus Peters, 45-yard fumble return	W, 34-30
10/17/19	@ Denver	Daniel Sorensen, 54-yard INT return	W, 30-6
12/1/19	Oakland	Bashaud Breeland, 100-yard fumble return	W, 40-9
10/5/20	New England	Reggie Ragland, 5-yard fumble return	W, 26-10
10/25/20	@ Denver	Jaun Thornhill, 46-yard INT return	W, 43-16
12/13/20	@ Miami	Tyrann Mathieu, 25-yard INT return	W, 33-27
9/19/21	@ Baltimore	Daniel Sorensen, 50-yard INT return	L, 35-36
		Safety, Chris Jones sacked Tua Tagovailoa	
		Tyrann Mathieu, 34-yard INT return	

ALL-TIME MISCELLANEOUS SCORES

12/5/21	Denver	Daniel Sorensen, 75-yard INT return	W, 22-9
12/12/21	Las Vegas	Mike Hughes, 23-yard fumble return	W, 48-9
1/8/22	@ Denver	Nick Bolton, 86-yard fumble return	W, 28-24

Notes: The Chiefs are 127-31-2 (.800) in games when producing a defensive score (TD or safety).
The Chiefs are 117-28-1 (.805) in games with a def. TD and 15-3-1 (.816) in games with a def. safety.

ALL-TIME SPECIAL TEAMS SCORES

Date	Opponent	Special Teams Score	Result
12/11/60	Boston	Johnny Robinson, 62-yard punt return	W, 34-0
10/15/61	@ Buffalo	Abner Haynes, 88-yard kickoff return	L, 24-27
9/7/63	@ Denver	Dave Grayson, 99-yard kickoff return	W, 59-7
12/8/63	Denver	Duane Wood, 18-yard blocked punt return	W, 52-21
12/19/65	Denver	Willie Mitchell, 71-yard punt return	W, 45-35
9/11/66	@ Buffalo	Mike Garrett, 79-yard punt return	W, 42-20
11/20/66	Boston	Frank Pitts, 21-yard blocked punt return	T, 27-27
12/17/67	@ Denver	Noland Smith, 106-yard kickoff return	W, 38-24
9/15/68	New York Jets	Noland Smith, 80-yard punt return	L, 19-20
11/17/68	Boston	Goldie Sellers, 76-yard punt return	W, 31-17
9/28/69	@ Cincinnati	Goldie Sellers, 20-yard return on fumbled kickoff	L, 19-24
10/12/69	Houston	George Daney, 5-yard return on fumbled punt attempt	W, 24-0
11/27/69	Denver	Bobby Bell, 53-yard kickoff return	W, 31-17
12/17/78	@ Seattle	Safety, Ed Beckman forces Herman Weaver out of EZ	L, 19-23
9/16/79	@ Houston	J.T. Smith, 55-yard punt return	L, 6-20
9/23/79	Oakland	J.T. Smith, 88-yard punt return	W, 35-7
11/23/80	@ St. Louis	J.T. Smith, 75-yard punt return	W, 21-13
12/21/80	@ Baltimore	J.T. Smith, 53-yard punt return	W, 38-28
9/19/82	San Diego	Dave Klug, blocked punt recovery in end zone	W, 19-12
9/7/86	Cincinnati	Deron Cherry, blocked punt recovery in end zone	W, 24-14
10/19/86	San Diego	Kevin Ross, 21-yard return on fumbled kickoff	W, 42-41
12/21/86	@ Pittsburgh	Deron Cherry, blocked punt recovery in end zone	W, 24-19
		Boyce Green, 97-yard kickoff return	
		Lloyd Burruss, 78-yard blocked field goal return	
9/13/87	San Diego	Paul Palmer, 95-yard kickoff return	W, 20-13
*10/4/87	@ Los Angeles Raiders	Bob Harris, 23-yard blocked punt return	L, 17-35
*10/18/87	Denver	Jitter Fields, 85-yard punt return	L, 17-26
12/6/87	@ Cincinnati	Kevin Ross, 65-yard blocked field goal return	L, 27-30 OT
12/27/87	Seattle	Paul Palmer, 92-yard kickoff return	W, 41-20
11/13/88	Cincinnati	Safety, Albert Lewis, blocked punt out of end zone	W, 31-28
10/22/89	Dallas	Safety, Rob McGovern, blocked punt out of end zone	W, 36-28
11/26/89	Houston	Jayice Pearson, 1-yard blocked punt return	W, 34-0
9/30/90	Cleveland	Chris Martin, 19-yard blocked punt return	W, 34-0
		Kevin Ross, 13-yard blocked punt return	
9/6/92	@ San Diego	Dale Carter, 46-yard punt return	W, 24-10
11/22/92	@ Seattle	Dale Carter, 86-yard punt return	W, 24-14
12/19/92	@ New York Giants	Tracy Rogers, blocked punt recovery in end zone	L, 21-35
1/2/94	Seattle	Albert Lewis, blocked punt recovery in end zone	W, 34-24
12/12/94	@ Miami	Jon Vaughn, 91-yard kickoff return	L, 28-45
9/3/95	@ Seattle	Tamarick Vanover, 99-yard kickoff return	W, 34-10
10/9/95	San Diego	Tamarick Vanover, 86-yard punt return	W, 29-23 OT
12/24/95	Seattle	Tamarick Vanover, 89-yard kickoff return	W, 26-3
10/27/96	@ Denver	Tamarick Vanover 97-yard kickoff return	L, 7-34
9/14/97	Buffalo	Tamarick Vanover, 94-yard kickoff return	W, 22-16
11/23/97	@ Seattle	Safety, Team blocked punt out of end zone	W, 19-14
12/21/97	New Orleans	Tamarick Vanover, 82-yard punt return	W, 25-13
12/5/99	@ Denver	Tamarick Vanover, 80-yard punt return	W, 16-10
1/2/00	Oakland	Tamarick Vanover, 84-yard punt return	L, 38-41 OT
10/22/00	St. Louis	Michael Cloud, 6-yard blocked punt return	W, 54-34
10/14/01	Pittsburgh	Safety, Mikhael Ricks blocked punt out of end zone	L, 17-20
12/1/02	Arizona	Dante Hall, 90-yard punt return	W, 49-0
12/8/02	St. Louis	Dante Hall, 88-yard kickoff return	W, 49-10
		Dante Hall, 86-yard punt return	
9/14/03	Pittsburgh	Dante Hall, 100-yard kickoff return	W, 41-20

ALL-TIME MISCELLANEOUS SCORES

9/21/03	@ Houston	Dante Hall, 73-yard punt return	W, 42-14
9/28/03	@ Baltimore	Dante Hall, 97-yard kickoff return	W, 17-10
10/5/03	Denver	Dante Hall, 93-yard punt return	W, 24-23
11/28/04	San Diego	Dante Hall, 96-yard kickoff return	L, 31-34
12/19/04	Denver	Dante Hall, 97-yard kickoff return	W, 45-17
10/2/05	Philadelphia	Dante Hall, 96-yard kickoff return	L, 31-37
10/1/06	San Francisco	Dante Hall, 60-yard punt return	W, 41-0
12/31/06	Jacksonville	Bernard Pollard, blocked punt recovery in end zone	W, 35-30
11/11/07	Denver	Safety, Bernard Pollard, blocked punt out of end zone	L, 11-27
11/30/08	@ Oakland	Maurice Leggett, 67-yard fumble return on fake field goal	W, 20-13
9/13/09	@ Baltimore	Jon McGraw, blocked punt recovery in end zone	L, 24-38
11/22/09	Pittsburgh	Jamaal Charles, 97-yard kickoff return	W, 27-24 OT
12/20/09	Cleveland	Andy Studebaker, fumbled punt snap recovery in end zone	L, 34-41
9/13/10	San Diego	Dexter McCluster, 84-yard punt return	W, 21-14
10/14/12	@ Tampa Bay	Edgar Jones, 11-yard fumble return after blocked punt	L, 10-38
9/29/13	N.Y. Giants	Dexter McCluster, 94-yard punt return	W, 21-14
10/6/13	@ Tennessee	Marcus Cooper, fumble recovery in end zone after punt	W, 45-10
12/1/13	Denver	Knile Davis, 108-yard kickoff return	L, 28-35
12/8/13	@ Washington	Dexter McCluster, 74-yard punt return	W, 45-10
		Quintin Demps, 95-yard kickoff return	
10/26/14	St. Louis	Knile Davis, 99-yard kickoff return	W, 34-7
12/14/14	Oakland	De'Anthony Thomas, 81-yard punt return	W 31-13
1/9/16	@ Houston	Knile Davis, 106-yard kick return	W, 30-0
9/25/16	New York Jets	Demetrius Harris, 27-yard fumble recovery	W, 24-3
11/27/16	Denver	Tyreek Hill, 86-yard kickoff return	W, 30-27 OT
12/8/16	Oakland	Tyreek Hill, 78-yard punt return	W, 21-13
1/1/17	@ San Diego	Tyreek Hill, 95-yard punt return	W, 37-27
10/8/17	@ Houston	Tyreek Hill, 82-yard punt return	W, 42-34
9/9/18	@ LA Chargers	Tyreek Hill, 91-yard punt return	W, 38-28
12/29/19	LA Chargers	Mecole Hardman, 104-yard kickoff return	W, 31-21
10/25/20	@ Denver	Byron Pringle, 102-yard kickoff return	W, 43-16
12/13/20	@ Miami	Mecole Hardman, 67-yard punt return	W, 33-27

*Replacement Game

Notes: The Chiefs are 60-20-1 (.747) in games when producing a special teams score (TD or safety), 57-17-1 (.767) with a special teams touchdown and 3-3-0 (.500) with a special teams safety.

ALL-TIME SHUTOUTS

Date	Opponent	Score
9/25/60	Los Angeles Chargers	17-0
12/4/60	Houston	24-0
12/11/60	Boston	34-0
12/22/63	New York Jets	48-0
9/24/67	@ Miami	24-0
10/8/67	Miami	41-0
9/21/69	@ Boston	31-0
10/12/69	Houston	24-0
12/6/70	Denver	16-0
11/4/73	@ San Diego	19-0
11/26/78	San Diego	23-0
9/2/79	Baltimore	14-0
10/11/81	Oakland	27-0
11/26/89	Houston	34-0
9/30/90	Cleveland	34-0
12/7/97	Oakland	30-0
10/31/99	San Diego	34-0
12/1/02	Arizona	49-0
10/1/06	San Francisco	41-0
10/23/11	@ Oakland	28-0

ALL-TIME OPPONENT SHUTOUTS

Date	Opponent	Score
12/1/63	@ New York Jets	0-17
11/17/76	Pittsburgh	0-45
12/16/79	@ Tampa Bay	0-3
9/23/84	@ Denver	0-21
11/4/84	@ Seattle	0-45
9/22/85	@ Miami	0-31
10/20/85	@ Los Angeles Rams	0-16
*10/11/87	@ Miami	0-42
9/12/93	@ Houston	0-30
9/25/94	Los Angeles Rams	0-16
12/28/02	@ Oakland	0-24
10/5/08	@ Carolina	0-34
12/12/10	@ San Diego	0-31
12/16/12	@ Oakland	0-15

Notes: The Chiefs have produced 20 all-time shutouts, including 16 at home and nine at Arrowhead Stadium. Kansas City has been shutout at home only twice.

* Replacement Game

ALL-TIME MISCELLANEOUS SCORES

ALL-TIME TWO-POINT CONVERSIONS

Date	Opponent	Two-Point Play	Result
11/24/60	@ New York Titans	Curley Johnson pass from Hunter Enis	L, 35-41
9/24/61	@ Oakland	Jack Spikes run	W, 42-35
10/1/61	Houston	Bo Dickinson pass from Randy Duncan	W, 26-21
11/26/61	Oakland	Bo Dickinson pass from Randy Duncan	W, 43-11
9/22/63	@ Buffalo	Chris Burford pass from Len Dawson	T, 27-27
12/13/64	@ San Diego	Curtis McClinton pass from Len Dawson	W, 49-6
10/24/65	@ Houston	Jerrel Wilson pass from Len Dawson	L, 36-38
		Pete Beathard run	
12/12/65	@ Buffalo	Reg Carolan pass from Len Dawson	L, 25-34
9/18/66	@ Oakland	Fred Arbanas pass from Len Dawson	W, 32-10
11/13/66	Miami	Jerrel Wilson pass from Len Dawson	W, 34-16
9/9/67	@ Houston	Reg Carolan pass from Len Dawson	W, 25-20
11/5/67	New York Jets	Curtis McClinton pass from Len Dawson	W, 42-18
9/11/94	San Francisco	J.J. Birden pass from Joe Montana	W, 24-17
10/23/94	Seattle	Marcus Allen run	W, 38-23
12/4/94	Denver	Willie Davis pass from Steve Bono	L, 17-20 OT
10/26/97	@ St. Louis	Tamarick Vanover pass from Elvis Grbac	W, 28-20
		Tony Gonzalez pass from Elvis Grbac	
10/14/01	Pittsburgh	Tony Gonzalez pass from Trent Green	L, 17-20
10/25/01	Indianapolis	Trent Green run	L, 28-35
1/6/02	@ Seattle	Eddie Kennison pass from Trent Green	L, 18-21
11/24/02	@ Seattle	Trent Green run	L, 32-39
11/28/04	San Diego	Eddie Kennison pass from Trent Green	L, 31-34
10/16/05	Washington	Marc Boerigter pass from Trent Green	W, 28-21
10/29/06	Seattle	Tony Gonzalez pass from Damon Huard	W, 35-28
11/4/07	Green Bay	Priest Holmes run	L, 22-33
9/14/08	Oakland	Mike Cox pass from Tyler Thigpen	L, 8-23
11/8/09	@ Jacksonville	Jamaal Charles pass from Matt Cassel	L, 21-24
9/28/15	@ Green Bay	Travis Kelce pass from Alex Smith	L, 38-28
12/6/15	@ Oakland	Travis Kelce pass from Alex Smith	W, 34-20
11/13/16	@ Carolina	Travis Kelce pass from Alex Smith	W, 20-17
11/27/16	@ Denver	Demetrius Harris from Alex Smith	W, 30-27
12/23/18	@ Seattle	Patrick Mahomes run	L, 31-38
12/15/19	Denver	Sammy Watkins pass from Patrick Mahomes	W, 23-3
9/20/20	@ Los Angeles Chargers	Mecole Hardman pass from Patrick Mahomes	W, 23-20 OT
10/11/20	Las Vegas	Darrel Williams pass from Patrick Mahomes	L, 32-40
12/20/20	@ New Orleans	Travis Kelce pass from Patrick Mahomes	W, 32-29
12/16/21	@ Los Angeles Chargers	Clyde Edwards-Helaire pass from Patrick Mahomes	W, 34-28 OT
1/8/22	@ Denver	Patrick Mahomes run	W, 28-24

YEAR-BY-YEAR TWO POINT CONVERSIONS/ATTEMPTS

1960	1/2	1998	0/1	2012	0/1
1961	3/4	1999	0/2	2013	0/0
1962	0/1	2000	0/4	2014	0/1
1963	1/2	2001	3/6	2015	2/4
1964	1/3	2002	1/3	2016	2/2
1965	3/3	2003	0/3	2017	0/2
1966	2/3	2004	1/2	2018	1/1
1967	2/3	2005	1/1	2019	1/2
1968	0/0	2006	1/1	2020	3/3
1969	0/2	2007	1/3	2021	2/3
1994	3/4	2008	1/4		
1995	0/3	2009	1/2	TOTAL CONV.: 39	
1996	0/1	2010	0/2	TOTAL ATTEMPTS: 90	
1997	2/6	2011	0/0	CONV. PCT.: .433	



ALL-TIME MISCELLANEOUS SCORES

TRIPLE THREAT CHIEFS

(12 players in Chiefs history have scored a touchdown at least three different ways)

Player	5 Different Touchdown Plays	Total TDs
Johnny Robinson	9 receiving, 6 rushing, 1 FR, 1 PR, 1 INT	18
4 Different Touchdown Plays		
Tyreek Hill	56 receiving, 6 rushing, 4 PR, 1 KR	67
Abner Haynes	39 rushing, 17 receiving, 1, KOR, 1 fumble recovery	58
Kevin Ross	2 INTs, 1 blocked FG return, 1 FR, 1 blocked punt	5
3 Different Touchdown Plays		
Jamaal Charles	43 rushing, 20 receiving, 1 KOR	64
Travis Kelce	57 receiving, 2 rushing, 1 FR	60
Dante Hall	9 receiving, 5 PRs, 6 KORs	20
Tamarick Vanover	4 PRs, 4 KORs, 3 receiving	11
Bobby Bell	6 INTs, 2 FRs, 1 KOR	9
Dexter McCluster	5 receiving, 1 rushing, 3 PR	9
Paul Palmer	4 receiving, 2 rushing, 2 KORs	8
Dale Carter	2 PRs, 1 INT, 1 receiving	4

(Six players in Chiefs history have a rushing and a receiving TD and have also thrown a TD pass)

Player	Rushing	Receiving	Passing	Total TDs Responsible For
Marcus Allen	44	21	2	67
Larry Johnson	55	6	1	62
Curtis McClinton	18	14	1	33
Mike Garrett	24	7	1	32
Tyler Thigpen	3	1	18	22
Bert Coan	15	4	1	20

Key: FR - Fumble return; INT - Interception return; KOR - Kickoff return; PR - Punt return

ALL-TIME OFFENSIVE RETURN SCORES

Date	Opponent	Offensive Score	Result
11/15/64	San Diego	Abner Haynes, fumble recovery in end zone*	L, 14-28
10/29/72	@ San Diego	Robert West, fumble recovery in end zone	W, 26-14
10/12/75	Oakland	Mike Livingston, 1-yard fumble return	W, 42-10
11/18/79	@ Oakland	Tony Samuels, fumble recovery in end zone	W, 24-21
9/7/86	Cincinnati	Walt Arnold, fumble recovery in end zone	W, 24-14
11/9/97	@ Jacksonville	Danan Hughes, 7-yard fumble return**	L, 10-24
12/28/14	San Diego	Travis Kelce, fumble recovery in end zone	W, 19-7

*Kansas City Len Dawson's pass was intercepted by San Diego CB Dick Westmoreland. Westmoreland subsequently fumbled and Haynes recovered the ball in the end zone for a TD.

**Kansas City QB Rich Gannon's pass was intercepted by Jacksonville S Chris Hudson. WR Andre Rison subsequently stripped the ball from Hudson and Hughes returned the ball for a seven-yard TD.

ALL-TIME OPPONENT OFFENSIVE RETURN SCORES

Date	Opponent	Offensive Score	Result
9/21/75	@ Denver	Jack Dolbin, 2-yard fumble return	L, 33-37
10/9/83	L.A. Raiders	Marcus Allen, fumble recovery in end zone	L, 20-21

ALL-TIME DEFENSIVE TWO-POINT RETURN SCORES (NON-SAFETY)

Date	Opponent	Offensive Score	Result
12/4/16	@ Atlanta	Eric Berry, INT on two-point conversion attempt	W, 29-28
12/1/19	Oakland	Charvarius Ward, Tanoh Kpassagnon blocked PAT attempt	W, 40-9

YEAR-BY-YEAR LEADERS

YEAR-BY-YEAR LEADERS

RUSHING

Year	Player	No.	Yds.	Avg.	LG	TD	Year	Player	No.	Yds.	Avg.	LG	TD
1960*	Abner Haynes	156	875	5.6	67	9	1991	Christian Okoye	225	1031	4.6	48	9
1961	Abner Haynes	179	841	4.7	59	9	1992	Barry Word	163	607	3.7	44	4
1962	Abner Haynes	221	1049	4.8	71	13	1993	Marcus Allen	206	764	3.7	39	12
1963	Curtis McClinton	142	568	4.0	36	3	1994	Marcus Allen	189	709	3.8	36	7
1964	Abner Haynes	137	713	5.2	80	4	1995	Marcus Allen	207	890	4.3	38	5
1965	Curtis McClinton	175	661	3.8	48	6	1996	Marcus Allen	206	830	4.0	35	9
1966	Mike Garrett	147	801	5.4	77	6	1997	Greg Hill	157	550	3.5	38	0
1967	Mike Garrett	236	1087	4.6	58	9	1998	Donnell Bennett	148	527	3.6	26	5
1968	Robert Holmes	174	866	5.0	76	7	1999	Donnell Bennett	161	627	3.9	44	8
1969	Mike Garrett	168	732	4.4	34	6	2000	Tony Richardson	147	697	4.7	33	3
1970	Ed Podolak	168	749	4.5	65	3	2001*	Priest Holmes	327	1555	4.8	41	8
1971	Ed Podolak	184	708	3.8	25	9	2002	Priest Holmes	313	1615	5.2	56	21
1972	Ed Podolak	171	615	3.6	28	4	2003	Priest Holmes	320	1420	4.4	31	27
1973	Ed Podolak	210	721	3.4	25	3	2004	Priest Holmes	196	892	4.6	33	14
1974	Woody Green	135	509	3.8	43	3	2005	Larry Johnson	336	1750	5.2	49	20
1975	Woody Green	167	611	3.7	42	5	2006	Larry Johnson	416	1789	4.3	47	17
1976	MacArthur Lane	162	542	3.3	20	5	2007	Larry Johnson	158	559	3.5	54	3
1977	Ed Podolak	133	550	4.1	41	5	2008	Larry Johnson	193	874	4.5	65	5
1978	Tony Reed	206	1053	5.1	62	6	2009	Jamaal Charles	190	1120	5.9	76	7
1979	Ted McKnight	153	755	4.9	84	8	2010	Jamaal Charles	230	1467	6.4	80	5
1980	Ted McKnight	206	693	3.4	25	3	2011	Jackie Battle	149	597	4.0	34	2
1981	Joe Delaney	234	1121	4.8	82	3	2012	Jamaal Charles	285	1509	5.3	91	5
1982	Joe Delaney	95	380	4.0	36	0	2013	Jamaal Charles	259	1287	5.0	46	12
1883	Billy Jackson	152	499	3.3	19	2	2014	Jamaal Charles	206	1033	5.0	63t	9
1984	Herman Heard	165	684	4.1	69	4	2015	Charcandrick West	185	721	3.9	38t	5
1985	Herman Heard	164	595	3.6	33	4	2016	Spencer Ware	214	921	4.3	46	3
1986	Mike Pruitt	139	448	3.2	16	2	2017	Kareem Hunt	272	1327	4.9	69t	8
1987	Christian Okoye	157	660	4.2	43	3	2018	Kareem Hunt	181	824	4.6	45	7
1988	Christian Okoye	105	473	4.5	48	3	2019	Damien Williams	111	498	4.5	91t	5
1989*	Christian Okoye	370	1480	4.0	59	12	2020	C. Edwards-Helaire	181	803	4.4	31	4
1990	Barry Word	204	1015	5.0	53	4	2021	Darrel Williams	144	558	3.9	21	6

YEAR-BY-YEAR LEADERS

PASSING

Year	Player	Att.-Comp.	Yds.	Pct.	TD	Int	Rate	Year	Player	Att.-Comp.	Yds.	Pct.	TD	Int	Rate
1960	Cotton Davidson	379-179	2474	.472	15	16	64.5	1992	Dave Krieg	413-230	3115	.557	15	12	79.9
1961	Cotton Davidson	330-151	2445	.458	17	23	59.3	1993	Joe Montana	298-181	2144	.607	13	7	87.4
1962*	Len Dawson	310-189	2759	.610	29	17	98.4	1994	Joe Montana	493-299	3283	.606	16	9	83.6
1963	Len Dawson	352-190	1389	.540	26	19	77.6	1995	Steve Bono	520-293	3121	.563	21	10	79.5
1964*	Len Dawson	354-199	2879	.562	30	18	89.9	1996	Steve Bono	438-235	2572	.537	12	13	68.0
1965	Len Dawson	305-163	2262	.534	21	14	81.3	1997	Elvis Grbac	314-179	1943	.570	11	6	79.1
1966*	Len Dawson	284-159	2527	.560	26	10	101.9	1998	Rich Gannon	352-206	2305	.582	10	6	80.1
1967	Len Dawson	357-206	2651	.577	24	17	83.5	1999	Elvis Grbac	499-294	3389	.589	22	15	81.7
1968*	Len Dawson	224-131	2109	.585	17	9	98.8	2000	Elvis Grbac	547-342	4169	.596	28	14	89.9
1969	Len Dawson	166-98	1323	.590	9	13	70.0	2001	Trent Green	523-296	3783	.566	17	24	71.1
1970	Len Dawson	262-141	1876	.538	13	14	71.3	2002	Trent Green	470-287	3690	.611	26	13	92.6
1971	Len Dawson	301-167	2504	.552	15	13	81.8	2003	Trent Green	523-330	4039	.631	24	12	92.6
1972	Len Dawson	305-175	1835	.574	13	12	73.1	2004	Trent Green	556-369	4591	.664	27	17	95.2
1973	Mike Livingston	145-75	916	.517	6	7	65.2	2005	Trent Green	507-317	4014	.625	17	10	90.1
1974	Len Dawson	235-138	1573	.587	7	13	66.0	2006	Damon Huard	244-148	1878	.607	11	1	98.0
1975	Len Dawson	140-93	1095	.664	5	4	89.9	2007	Damon Huard	332-206	2257	.620	11	13	76.8
1976	Mike Livingston	338-189	2682	.559	12	13	77.9	2008	Tyler Thigpen	420-230	2608	.548	18	12	76.0
1977	Mike Livingston	282-143	1823	.507	15	9	59.8	2009	Matt Cassel	493-271	2924	.550	16	16	69.9
1978	Mike Livingston	290-159	1573	.548	5	13	57.3	2010	Matt Cassel	450-262	3116	.582	27	7	93.0
1979	Steve Fuller	270-146	1484	.541	6	14	55.8	2011	Matt Cassel	269-160	1713	.595	10	9	76.6
1980	Steve Fuller	320-193	2250	.603	10	12	76.1	2012	Matt Cassel	277-161	1796	.581	6	12	66.7
1981	Bill Kenney	274-147	1983	.536	9	16	63.8	2013	Alex Smith	508-308	3313	.606	23	7	89.1
1982	Bill Kenney	169-95	1192	.562	7	6	77.0	2014	Alex Smith	464-303	3265	.653	18	6	93.4
1983	Bill Kenney	603-346	4348	.574	24	18	80.8	2015	Alex Smith	542-353	3922	.653	20	7	95.4
1984	Bill Kenney	282-151	2098	.535	15	10	80.7	2016	Alex Smith	489-328	3502	.671	15	8	91.2
1985	Bill Kenney	338-181	2536	.536	17	9	83.6	2017	Alex Smith	505-341	4042	.675	26	3	104.7
1986	Bill Kenney	308-161	1922	.523	13	11	70.8	2018	P. Mahomes	580-383	5097	.660	50	12	113.8
1987	Bill Kenney	273-154	2107	.564	15	9	85.8	2019	P. Mahomes	484-319	4031	.659	26	5	105.3
1988	Steve DeBerg	414-224	2935	.541	16	16	73.5	2020	P. Mahomes	588-390	4740	.663	38	6	108.2
1989	Steve DeBerg	324-196	2529	.605	11	16	75.8	2021	P. Mahomes	658-436	4839	.663	37	13	98.5
1990	Steve DeBerg	444-258	3444	.581	23	4	96.3								
1991	Steve DeBerg	434-256	2965	.590	17	14	79.3								



YEAR-BY-YEAR LEADERS

PASS RECEIVING

Year	Player	No.	Yds.	Avg.	LG	TD	Year	Player	No.	Yds.	Avg.	LG	TD
1960	Abner Haynes	55	576	10.5	34	3	1991	Robb Thomas	43	495	11.5	39	1
1961	Chris Burford	51	850	16.7	54	5	1992	Todd McNair	44	380	8.6	36	1
1962	Chris Burford	45	645	14.4	49	12	1993	Willie Davis	52	909	17.5	66	7
1963	Chris Burford	68	824	12.1	69	9	1994	Kimble Anders	67	525	7.8	30	1
1964	Frank Jackson	62	943	15.2	72	9	1995	Kimble Anders	55	349	6.3	28	1
1965	Chris Burford	47	575	12.2	57	6	1996	Kimble Anders	60	529	8.8	45	2
1966	Otis Taylor	58	1297	22.4	89	8	1997	Andre Rison	72	1092	15.2	45	7
1967	Otis Taylor	59	958	16.2	71	11	1998	Kimble Anders	64	462	7.2	29	2
1968	Mike Garrett	33	359	10.9	43	3	1999	Tony Gonzalez	76	849	11.2	73	11
1969	Mike Garrett	43	432	10.0	41	2	2000	Tony Gonzalez	93	1203	12.9	39	9
1970	Otis Taylor	34	618	18.2	59	3	2001	Tony Gonzalez	73	917	12.6	36	6
1971	Otis Taylor	57	1110	19.5	82	7	2002	Priest Holmes	70	672	9.6	64	3
1972	Otis Taylor	57	821	14.4	44	6	2003	Priest Holmes	74	690	9.3	36	0
1973	Ed Podolak	55	445	8.1	25	0	2004*	Tony Gonzalez	102	1258	12.3	32	7
1974	Ed Podolak	43	306	7.1	26	1	2005	Tony Gonzalez	78	905	11.6	39	2
1975	Ed Podolak	37	332	9.0	21	2	2006	Tony Gonzalez	73	900	12.3	57	5
1976*	MacArthur Lane	66	686	10.4	44	1	2007	Tony Gonzalez	99	1172	11.8	31	5
1977	Walter White	48	674	14.0	48	5	2008	Tony Gonzalez	96	1058	11.0	35	10
1978	Tony Reed	48	483	10.1	44	1	2009	Dwayne Bowe	47	589	12.5	41	4
1979	Ted McKnight	38	226	6.0	24	0	2010	Dwayne Bowe	72	1162	16.1	75	15
1980	Henry Marshall	47	799	17.0	75	6	2011	Dwayne Bowe	81	1159	14.3	52	5
1981	J.T. Smith	63	852	13.5	42	2	2012	Dwayne Bowe	59	801	13.6	47	3
1982	Henry Marshall	40	549	13.7	44	3	2013	Jamaal Charles	70	693	9.9	71t	7
1983	Carlos Carson	80	1351	16.9	50	7	2014	Travis Kelce	67	862	12.9	34	5
1984	Henry Marshall	62	912	14.7	37	4	2015	Jeremy Maclin	92	1140	12.4	61	8
1985	Carlos Carson	47	843	17.9	34	4	2016	Travis Kelce	85	1125	13.2	80t	4
1986	Stephone Paige	52	829	15.9	51	11	2017	Tyreek Hill	75	1183	15.3	79t	7
1987	Carlos Carson	55	1044	19.0	81	7	2018	Tyreek Hill	87	1479	17.0	75t	12
1988	Stephone Paige	61	902	14.8	49	7	2019	Travis Kelce	97	1229	12.7	47	5
1989	Stephone Paige	44	759	17.3	50	2	2020	Travis Kelce	105	1416	13.5	45	11
1990	Stephone Paige	65	1021	15.7	86	5	2021	Tyreek Hill	111	1239	11.2	75t	9



YEAR-BY-YEAR LEADERS

INTERCEPTIONS

Year	Player	No.	Yds.	Avg.	TD	Year	Player	No.	Yds.	Avg.	TD
1960	David Webster	6	156	26.0	2	1990	Kevin Ross	5	97	19.4	0
1961	David Webster	5	50	10.0	0	1991	Deron Cherry	4	31	7.8	0
1962	Bobby Hunt	8	101	12.7	0	1992	Dale Carter	7	65	9.3	1
1963	Bobby Hunt	6	228	38.0	0	1993	Albert Lewis	6	61	10.2	0
1964	Bobby Hunt	7	133	19.0	1	1994	Charles Mincy	3	49	16.3	0
1965	Fred Williamson	7	89	12.7	0	1995	Dale Carter	4	45	11.3	0
1966*	Johnny Robinson	10	136	13.6	1	1996	Mark Collins	6	45	7.5	0
	Bobby Hunt	10	113	11.3	0	1997*	Mark McMillian	8	274	34.3	3
1967	Fletcher Smith	6	150	25.0	0	1998	James Hasty	4	42	10.5	0
1968	Johnny Robinson	6	40	6.7	0	1999	James Hasty	7	98	14.0	2
1969*	Emmitt Thomas	9	147	18.4	1	2000	James Hasty	4	53	13.3	0
1970*	Johnny Robinson	10	155	15.5	0	2001	Eric Warfield	4	61	15.3	1
1971	Emmitt Thomas	8	145	18.1	1	2002	Greg Wesley	6	170	28.3	0
1972*	Mike Sensibaugh	8	65	8.1	0	2003	Greg Wesley	6	63	10.5	0
1973	Emmitt Thomas	3	65	21.6	0		Dexter McCleon	6	-3	-0.5	0
	Mike Sensibaugh	3	58	19.3	0	2004	Greg Wesley	4	92	23.0	0
	Willie Lanier	3	47	16.6	1		Eric Warfield	4	49	12.3	1
	Jim Kearney	3	30	10.0	0	2005	Greg Wesley	6	106	17.7	0
1974*	Emmitt Thomas	12	214	18.8	2	2006	Ty Law	4	11	2.8	0
1975	Emmitt Thomas	6	119	19.8	0	2007	Jarrad Page	3	37	12.3	0
1976	Kerry Reardon	5	26	5.2	0	2008	Jarrad Page	4	2	0.5	0
1977	Gary Barbaro	8	165	20.6	1	2009	Brandon Flowers	5	38	7.6	0
1978	Tim Gray	6	118	19.7	0	2010	Eric Berry	4	102	25.5	1
1979	Gary Barbaro	7	142	20.3	1	2011	Brandon Flowers	4	95	23.8	1
1980	Gary Barbaro	10	163	16.3	0		Brandon Carr	4	17	4.3	0
1981	Eric Harris	7	109	15.6	0	2012	Brandon Flowers	3	28	9.3	0
1982	Eric Harris	3	66	22.0	1	2013	Quintin Demps	4	61	15.3	0
	Gary Barbaro	3	48	16.0	1	2014	Kurt Coleman	3	12	4.0	0
1983	Deron Cherry	7	100	14.3	0	2015	Marcus Peters	9	280	31.1	2
1984	Deron Cherry	7	140	20.0	0	2016	Marcus Peters	6	63	10.5	0
1985	Albert Lewis	8	59	7.4	0	2017	Marcus Peters	5	137	27.4	0
1986*	Deron Cherry	9	150	16.7	0	2018	Steven Nelson	4	53	13.3	0
1987	Deron Cherry	3	58	19.3	0	2019	Tyrann Mathieu	4	70	17.5	0
1988	Deron Cherry	7	51	7.3	0	2020	Tyrann Mathieu	6	70	11.7	1
1989	Albert Lewis	4	37	9.3	0	2021	Tyrann Mathieu	3	56	18.7	1
	Kevin Ross	4	29	7.3	0						



YEAR-BY-YEAR LEADERS

SACKS

Year	Player	Sacks/Yds	Year	Player	Sacks/Yds	Year	Player	Sacks/Yds
1974	Marvin Upshaw	9.5/49.0	1993*	Neil Smith	15.0/127.0	2012	Justin Houston	10.0/69.0
1975	Wilbur Young	9.5/73.0	1994	Neil Smith	11.5/89.0	2013	Justin Houson	11.0/75.0
1976	Lawrence Estes	5.0/52.0	1995	Neil Smith	12.0/82.0	2013	Tamba Hali	11.0/78.5
1977	Wilbur Young	5.5/51.5	1996	Derrick Thomas	13.0/109.0	2014	Justin Houston	22.0/60.0
1978	Art Still	8.5/59.0	1997	Dan Williams	10.5/57.5	2015	Justin Houston	7.5/54
1979	Art Still	8.5/63.5	1998	Derrick Thomas	12.0/79.0	2016	Dee Ford	10.0/53.0
1980	Art Still	4.5/115.0	1999	Derrick Thomas	7.0/65.0	2017	Justin Houston	9.5/54.0
1981	Ken Kremer	8.0/57.5	2000	Eric Hicks	14.0/73.0	2018	Chris Jones	15.5/122.0
1982	Art Still	4.0/34.0	2001	Duane Clemons	7.0/68.5	2019	Chris Jones	9.0/75.0
1983	Mike Bell	10.0/62.0	2002	Eric Hicks	9.0/69.5	2020	Chris Jones	7.5/28.0
1984	Art Still	14.5/86.0	2003	Vonnie Holliday	5.5/50.0	2021	Chris Jones	9.0/65.5
1985	Bill Maas	7.0/51.0	2004	Jared Allen	9.0/47.0			
1986	Art Still	10.5/77.0	2005	Jared Allen	11.0/65.0			
1987	Mike Bell	6.5/44.0	2006	Tamba Hali	8.0/48.0			
1988	Bill Maas	4.0/34.0	2007*	Jared Allen	15.5/111.0			
1989	Derrick Thomas	10.0/95.5	2008	Tamba Hali	3.0/23.0			
1990	*Derrick Thomas	20.0/150.0	2009	Tamba Hali	8.5/45.5			
1991	Derrick Thomas	13.5/112.0	2010	Tamba Hali	14.5/91.5			
1992	Neil Smith	14.5/114.5	2011	Tamba Hali	12.0/80.0			
	Derrick Thomas	14.5/113.0						

Note: Sacks became recognized as an official NFL statistic in 1982. The Chiefs began recording sacks in 1974.

YEAR-BY-YEAR LEADERS

TACKLES

Year	Player	Tackles	Year	Player	Tackles	Year	Player	Tackles
1977	Willie Lanier	132 (88 solo)	1992	Tracy Simien	97 (56 solo)	2007	Napoleon Harris	123 (97 solo)
1978	Gary Spani	144 (102 solo)	1993	Tracy Simien	105 (68 solo)	2008	Bernard Pollard	98 (78 solo)
1979	Gary Spani	157 (115 solo)	1994	Tracy Simien	99 (65 solo)	2009	Demorrio Williams	142 (90 solo)
1980	Gary Spani	149 (96 solo)	1995	Tracy Simien	106 (75 solo)	2010	Derrick Johnson	147 (107 solo)
1981	Gary Spani	153 (104 solo)	1996	Mark Collins	119 (94 solo)	2011	Derrick Johnson	179 (131 solo)
1982	Art Still	68 (44 solo)	1997	Reggie Tongue	142 (91 solo)	2012	Derrick Johnson	125 (110 solo)
1983	Jerry Blanton	136 (83 solo)	1998	Donnie Edwards	151 (97 solo)	2013	Derrick Johnson	107 (95 solo)
1984	Art Still	131 (107 solo)	1999	Donnie Edwards	143 (105 solo)	2014	Josh Mauga	103 (82 solo)
1985	Deron Cherry	134 (85 solo)	2000	Donnie Edwards	151 (119 solo)	2015	Derrick Johnson	126 (100 solo)
1986	Dino Hackett	140 (78 solo)	2001	Donnie Edwards	147 (112 solo)	2016	Derrick Johnson	90 (70 solo)
1987	Dino Hackett	103 (74 solo)	2002	Mike Maslowski	162 (109 solo)	2017	Daniel Sorensen	88 (66 solo)
1988	Deron Cherry	151 (90 solo)	2003	Scott Fujita	151 (110 solo)	2018	Anthony Hitchens	135 (81 solo)
1989	Deron Cherry	87 (45 solo)	2004	Scott Fujita	112 (71 solo)	2019	Anthony Hitchens	88 (51 solo)
1990	Dino Hackett	95 (53 solo)	2005	Kawika Mitchell	135 (100 solo)	2020	Daniel Sorensen	91 (68 solo)
1991	Deron Cherry	116 (59 solo)	2006	Kawika Mitchell	118 (88 solo)	2021	Nick Bolton	112 (70 solo)

Note: The Chiefs began recording tackle totals in 1977.

YEAR-BY-YEAR LEADERS

SPECIAL TEAMS TACKLES

Year Player	Tackles	Year Player	Tackles	Year Player	Tackles
1982 Al Steinfeld	18 (13 solo)	1994 Greg Manusky	23 (22 solo)	2007 Nate Harris	20 (10 solo)
1983 Albert Lewis	27 (23 solo)	Monty Grow	23 (21 solo)	2008 Jon McGraw	23 (19 solo)
1984 Ken Jolly	28 (19 solo)	1995 Greg Manusky	23 (18 solo)	2009 Jovan Belcher	17 (16 solo)
1985 Walt Arnold	20 (12 solo)	Tracy Rogers	23 (15 solo)	2010 Terrance Copper	19 (14 solo)
1986 Sherman Cocroft	22 (21 solo)	1996 Greg Manusky	26 (20 solo)	2011 Cory Greenwood	15 (10 solo)
1987 Tim Cofield	19 (10 solo)	1997 Greg Manusky	25 (20 solo)	2012 Edgar Jones	7 (7 solo)
1988 Angelo Snipes	26 (17 solo)	1998 Greg Manusky	23 (14 solo)	2013 Anthony Sherman	11 (10 solo)
1989 Rob McGovern	24 (18 solo)	1999 Greg Manusky	27 (19 solo)	2014 Anthony Sherman	13 (13 solo)
1990 Todd McNair	27 (22 solo)	2000 Mike Maslowski	25 (20 solo)	2015 Frank Zombo	9 (8 solo)
1991 Tim Barnett	15 (12 solo)	2001 Gary Stills	18 (14 solo)	2016 D.J. Alexander	12 (9 solo)
1992 Bennie Thompson	27 (20 solo)	2002 Gary Stills	34 (25 solo)	2017 Eric Murray	6 (5 solo)
1993 Fred Jones	14 (14 solo)	2003 Gary Stills	29 (24 solo)	Kevin Pierre-Louis	6 (6 solo)
Todd McNair	14 (11 solo)	2004 Gary Stills	25 (19 solo)	Frank Zombo	6 (6 solo)
Bennie Thompson	14 (11 solo)	2005 Rich Scanlon	29 (20 solo)	2018 Charvarius Ward	12 (9 solo)
		2006 Kris Griffin	22 (14 solo)	2019 Armani Watts	10 (8 solo)
				2020 Dorian O'Daniel	7 (5 solo)
				2021 Marcus Kemp	10 (8 solo)

Note: The Chiefs began recording special teams tackle totals in 1982.

YEAR-BY-YEAR LEADERS

PUNTING

Year	Player	No.	Yds.	Avg.	In 20	LG	Year	Player	No.	Yds.	Avg.	In 20	LG
1960.	Cotton Davidson58		2287	39.4	—	—	1991	Bryan Barker	57	2303	40.4	11	57
1961.	Cotton Davidson61		2479	40.6	—	62	1992	Bryan Barker	75	3245	43.3	16	65
1962	Eddie Wilson 47		1691	36.0	—	52	1993	Bryan Barker	76	3240	42.6	19	59
1963	Jerrel Wilson 61		2628	43.1	—	72	1994	Louie Aguiar	85	3582	42.1	15	61
1964	Jerrel Wilson 78		3326	42.6	—	70	1995	Louie Aguiar	91	3990	43.8	29	65
1965*	Jerrel Wilson 69		3132	45.4	—	64	1996	Louie Aguiar	88	3667	41.7	25	68
1966	Jerrel Wilson 62		2715	43.8	—	69	1997	Louie Aguiar	82	3465	42.3	28	65
1967	Jerrel Wilson 41		1739	42.4	—	59	1998	Louie Aguiar	75	3226	43.0	20	59
1968*	Jerrel Wilson 63		2841	45.1	—	70	1999	Daniel Pope	101	4218	41.8	20	64
1969	Jerrel Wilson 68		3022	44.4	—	62	2000	Todd?Sauerbrun	82	3656	44.6	28	68
1970	Jerrel Wilson 76		3415	44.9	—	68	2001	Dan Stryzinski	73	2976	40.8	27	76
1971	Jerrel Wilson 64		2864	44.8	—	68	2002	Dan Stryzinski	64	2422	37.8	15	56
1972*	Jerrel Wilson 66		2960	44.8	—	69	2003	Jason Baker	80	3156	39.5	21	68
1973*	Jerrel Wilson 80		3642	45.5	—	68	2004	Steve Cheek	42	1643	39.1	8	55
1974	Jerrel Wilson 83		3462	41.7	—	64	2005	Dustin Colquitt	65	2564	39.4	27	62
1975	Jerrel Wilson 54		2233	41.4	—	64	2006	Dustin Colquitt	71	3145	44.3	23	72
1976	Jerrel Wilson 65		2729	42.0	15	62	2007	Dustin Colquitt	95	4322	45.5	27	81
1977	Jerrel Wilson 88		3510	39.4	11	59	2008	Dustin Colquitt	70	3110	44.4	27	73
1978	Zenon Andrusyshyn 79		3247	41.1	18	61	2009	Dustin Colquitt	96	4361	45.4	41	70
1979*	Bob Grupp	89	3883	43.6	23	74	2010	Dustin Colquitt	88	3908	44.4	33	72
1980	Bob Grupp	84	3317	39.5	23	57	2011	Dustin Colquitt	89	4084	45.9	27	68
1981	Bob Grupp	41	1556	38.0	5	57	2012	Dustin Colquitt	83	3887	46.8	45	71
1982	Jeff Gossett	33	1366	41.4	6	56	2013	Dustin Colquitt	87	4005	46.0	35	65
1983	Jim Arnold	93	3710	39.9	21	64	2014	Dustin Colquitt	71	3164	44.6	31	69
1984	Jim Arnold	98	4397	44.9	22	63	2015	Dustin Colquitt	82	3621	44.2	42	62
1985	Jim Arnold	93	3827	41.2	15	62	2016	Dustin Colquitt	76	3427	45.1	38	64
1986	Lewis Colbert 99		4033	40.7	23	56	2017	Dustin Colquitt	65	2936	45.2	29	77
1987	Kelly Goodburn59		2412	40.9	13	55	2018	Dustin Colquitt	45	2021	44.9	21	67
1988	Kelly Goodburn76		3059	40.3	10	59	2019	Dustin Colquitt	48	2126	44.3	21	68
1989	Kelly Goodburn67		2688	40.1	25	54	2020	Tommy Townsend	52	2339	45.0	20	67
1990	Bryan Barker 64		2479	38.7	16	56	2021	Tommy Townsend	37	1746	47.2	20	68



YEAR-BY-YEAR LEADERS

PUNT RETURNS

Year	Player	No.	Yds.	Avg.	LG	TD	Year	Player	No.	Yds.	Avg.	LG	TD
1960	Abner Haynes	14	215	15.4	46	0	1991	Troy Stradford	22	150	6.8	18	0
1961	Abner Haynes	19	196	10.3	44	0	1992	Dale Carter	38	398	10.5	86	2
1962	Frank Jackson	11	117	10.6	29	0	1993	Dale Carter	27	247	9.1	30	0
1963	Frank Jackson	11	95	8.6	17	0	1994	Danan Hughes	27	192	7.1	43	0
1964	Willie Mitchell	18	167	9.3	36	0	1995	Tamarick Vanover	51	540	10.6	86	1
1965	Willie Mitchell	19	242	12.7	71	1	1996	Tamarick Vanover	17	116	6.8	24	0
1966	Mike Garrett	17	139	8.2	79	1	1997	Tamarick Vanover	35	383	10.9	82	1
1967	Noland Smith	26	212	8.2	59	0	1998	Tamarick Vanover	27	264	9.8	37	0
1968*	Noland Smith	18	270	15.0	80	1	1999	Tamarick Vanover	51	627	12.3	80	2
1969	Noland Smith	9	107	11.9	80	0	2000	Kevin Lockett	26	208	8.0	26	0
1970*	Ed Podolak	23	311	13.5	60	0	2001	Dante Hall	32	235	7.3	26	0
1971	Ed Podolak	13	84	6.5	23	0	2002	Dante Hall	29	390	13.4	90	2
1972	Larry Marshall	18	103	5.7	29	0	2003	Dante Hall	29	472	16.3	93	2
1973	Larry Marshall	29	180	6.2	31	0	2004	Dante Hall	23	232	10.1	46	0
1974	Ed Podolak	15	134	8.9	54	0	2005	Dante Hall	42	276	6.6	52	0
1975	Charlie Thomas	12	112	9.3	34	0	2006	Dante Hall	27	240	8.9	60t	1
1976	Larry Brunson	31	387	12.5	48	0	2007	Eddie Drummond	32	222	6.9	22	0
1977	Gary Green	14	115	8.2	18	0	2008	Kevin Robinson	11	94	8.5	32	0
1978	Eddie Payton	32	364	11.4	39	0	2009	Bobby Wade	21	160	7.6	18	0
1979	J.T. Smith	58	612	10.6	88	2	2010	Javier Arenas	39	322	8.3	36	0
1980*	J.T. Smith	40	581	14.5	75	2	2011	Javier Arenas	32	410	12.8	37	0
1981	J.T. Smith	50	528	10.6	62	0	2012	Javier Arenas	34	297	8.7	27	0
1982	Anthony Hancock	12	103	8.6	30	0	2013	Dexter McCluster	58	686	11.8	89t	2
1983	J.T. Smith	26	210	8.1	19	0	2014	De'Anthony Thomas	34	405	11.9	81t	1
1984	J.T. Smith	39	332	8.5	27	0	2015	Jeremy Maclin	51	416	8.2	37	0
1985	Garcia Lane	43	381	8.9	57	0	2016	Tyreek Hill	39	592	15.2	95t	2
1986	Jeff Smith	29	245	8.4	48	0	2017	Tyreek Hill	25	204	8.2	82t	1
1987	Michael Clemons	19	162	8.5	44	0	2018	Tyreek Hill	20	213	10.7	91t	1
1988	Kitrick Taylor	29	187	6.4	16	0	2019 Mecole Hardman	18	167	9.3	36	0	
1989	Pete Mandley	19	151	7.9	19	0	2020 Mecole Hardman	25	176	7.0	67t	1	
1990	Naz Worthen	25	180	7.2	37	0	2021 Mecole Hardman	13	157	12.1	31	0	

YEAR-BY-YEAR LEADERS

KICKOFF RETURNS

Year	Player	No.	Yds.	Avg.	LG	TD	Year	Player	No.	Yds.	Avg.	LG	TD
1960	Abner Haynes	19	434	22.8	82	0	1992	Harvey Williams	21	405	19.3	37	0
1961*	Dave Grayson	16	453	28.3	73	0	1993	Danan Hughes	14	266	19.0	30	0
1962	Dave Grayson	18	535	29.7	59	0	1994	Ron Dickerson	21	472	22.5	62	0
1963	Dave Grayson	20	564	28.2	99	1	1995	Tamarick Vanover	43	1095	25.5	99	2
1964	Dave Grayson	30	679	22.6	80	0	1996*	Tamarick Vanover	33	854	25.9	97	1
1965	Bert Coan	19	479	25.2	52	0	1997	Tamarick Vanover	51	1308	25.6	94	1
1966	Emmitt Thomas	29	673	23.2	63	0	1998	Tamarick Vanover	41	956	23.3	62	0
1967	Noland Smith	41	1148	28.0	106	1	1999	Tamarick Vanover	44	886	20.1	29	0
1968	Noland Smith	23	549	23.9	37	0	2000	Michael Cloud	36	779	21.6	38	0
1969	Warren McVea	13	318	24.5	40	0	2001	Dante Hall	43	969	22.5	71	0
1970	Robert Holmes	19	535	28.2	48	0	2002	Dante Hall	57	1354	23.8	88	1
1971	Kerry Reardon	12	308	25.7	41	0	2003*	Dante Hall	57	1478	25.9	100	2
1972	Larry Marshall	23	651	28.3	48	0	2004	Dante Hall	68	1718	25.3	97	2
1973	Larry Marshall	14	391	27.9	38	0	2005	Dante Hall	65	1560	24.0	96	1
1974	Bill Thomas	25	571	22.8	33	0	2006	Dante Hall	53	1207	22.8	60	0
1975	Reggie Craig	10	247	24.7	63	0	2007	Eddie Drummond	37	785	21.2	39	0
1976	Lawrence Williams	25	688	27.6	64	0	2008	Dantrell Savage	26	633	24.3	59	0
1977	Ted McKnight	12	305	25.4	70	0	2009	Jamaal Charles	36	925	25.7	97	1
1978	Eddie Payton	30	775	25.8	66	0	2010	Dexter McCluster	26	527	20.3	36	0
1979	Horace Belton	22	463	21.0	52	0	2011	Dexter McCluster	25	557	22.3	35	0
1980	Carlos Carson	40	917	22.9	47	0	2012	Shaun Draughn	23	537	23.3	41	0
1981	James Murphy	20	457	22.9	46	0	2013	Quintin Demps	33	992	30.1	95t	1
1982	Anthony Hancock	27	609	22.6	68	0	2014	Knile Davis	29	829	28.6	99t	1
1983	Theotis Brown	15	301	20.1	46	0	2015	Knile Davis	28	799	28.5	106t	1
1984	J.T. Smith	19	391	20.6	39	0	2016	Tyreek Hill	14	384	27.4	86t	1
1985	Jeff Smith	33	654	19.8	39	0	2017	Akeem Hunt	25	611	24.4	42	0
1986	Jeff Smith	29	557	19.2	29	0	2018	Tremon Smith	33	886	26.8	97	0
1987*	Paul Palmer	38	923	24.3	95	2	2019	Mecole Hardman	27	704	26.1	104t	1
1988	Kenny Gamble	15	291	19.4	31	0	2020	Byron Pringle	10	324	32.4	102t	1
1989	Danny Copeland	26	466	17.9	36	0	2021	Byron Pringle	25	621	24.8	39	0
1990	Todd McNair	14	227	16.2	23	0							
1991	Harvey Williams	24	524	21.8	76	0							



YEAR-BY-YEAR LEADERS

LEADING SCORER

Year	Player	TD	PAT	FG	Points	Year	Player	TD	PAT	FG	Points
1960	Jack Spikes	5	34	13	103	1991	Nick Lowery	0	35	25	110
1961	Jack Spikes	5	10	4	54	1992	Nick Lowery	0	39	22	105
1962	Abner Haynes	19	0	0	114	1993	Nick Lowery	0	37	23	106
1963	Chris Burford	9	1#	0	56	1994	Lin Elliott	0	30	25	105
1964	Tommy Brooker	0	46	8	70	1995	Lin Elliott	0	34	24	106
1965	Tommy Brooker	0	37	13	76	1996	Pete Stoyanovich	0	34	17	85
1966	Mike Mercer	0	35	20	93	1997	Pete Stoyanovich	0	35	26	113
1967	Jan Stenerud	0	45	21	108	1998	Pete Stoyanovich	0	34	27	115
1968	Jan Stenerud	0	39	30	129	1999	Pete Stoyanovich	0	45	21	108
1969	Jan Stenerud	0	38	27	119	2000	Todd Peterson	0	25	15	70
1970	Jan Stenerud	0	26	30	116	2001	Todd Peterson	0	27	27	108
1971	Jan Stenerud	0	32	26	110	2002*	Priest Holmes	24	0	0	144
1972	Jan Stenerud	0	32	21	95	2003	Priest Holmes	27	0	0	162
1973	Jan Stenerud	0	21	24	93	2004	Lawrence Tynes	0	58	17	109
1974	Jan Stenerud	0	24	17	75	2005	Larry Johnson	21	0	0	126
1975	Jan Stenerud	0	30	22	96	2006	Larry Johnson	19	0	0	114
1976	Jan Stenerud	0	27	21	90	2007	Dave Rayner	0	14	15	59
1977	Jan Stenerud	0	27	8	51	2008	Tony Gonzalez	10	0	0	60
1978	Jan Stenerud	0	25	20	85	2009	Ryan Succop	0	29	25	104
1979	Jan Stenerud	0	23	12	64	2010	Ryan Succop	0	42	20	102
1980	Nick Lowery	0	37	20	97	2011	Ryan Succop	0	20	24	92
1981	Nick Lowery	0	37	26	115	2012	Ryan Succop	0	17	28	101
1982	Nick Lowery	0	17	19	74	2013	Ryan Succop	0	52	22	118
1983	Nick Lowery	0	44	24	116	2014	Cairo Santos	0	38	25	113
1984	Nick Lowery	0	35	23	104	2015	Cairo Santos	0	44	35	149
1985	Nick Lowery	0	35	24	107	2016	Cairo Santos	0	36	31	129
1986	Nick Lowery	0	43	19	100	2017	Harrison Butker	0	28	38	142
1987	Nick Lowery	0	26	19	83	2018	Harrison Butker	0	65	24	137
1988	Nick Lowery	0	23	27	104	2019	Harrison Butker	0	45	34	147
1989	Nick Lowery	0	34	24	106	2020	Harrison Butker	0	48	25	123
1990*	Nick Lowery	0	37	34	139	2021	Harrison Butker	0	47	25	122



YEAR-BY-YEAR LEADERS

LEADING NON-KICK SCORER

Year	Player	Rush TD	Rec TD	Ret TD	Points	Year	Player	Rush TD	Rec TD	Ret TD	Points
1960	Abner Haynes	9	3	0	72	1993*	Marcus Allen	12	3	0	90
1961	Abner Haynes	9	3	1	78	1994	Marcus Allen	7	0	0	44#
1962	Abner Haynes	13	6	0	114	1995	Marcus Allen	5	0	0	30
1963	Chris Burford	0	9	0	56#		Steve Bono	5	0	0	30
1964	Frank Jackson	0	9	0	54		Willie Davis	0	5	0	30
1965	Curtis McClinton	6	3	0	54		Tamarick Vanover	0	2	3	30
1966	Bert Coan	7	2	0	54	1996	Marcus Allen	9	0	0	54
	Curtis McClinton	4	5	0	54	1997	Marcus Allen	11	0	0	66
1967	Otis Taylor	1	11	0	72	1998	Bam Morris	8	0	0	48
1968	Robert Holmes	7	0	0	42	1999	Tony Gonzalez	0	11	0	66
1969	Mike Garrett	6	2	0	48	2000	Derrick Alexander	0	10	0	60
1970	Wendell Hayes	5	0	0	30	2001	Priest Holmes	8	2	0	60
1971	Ed Podolak	9	0	0	54	2002*	Priest Holmes	21	3	0	144
1972	Otis Taylor	0	6	0	36	2003*	Priest Holmes	27	0	0	162
	Ed Podolak	4	2	0	36	2004	Priest Holmes	15	0	0	90
1973	Otis Taylor	0	4	0	24	2005	Larry Johnson	21	1	0	126
1974	Woody Green	3	1	0	24	2006	Larry Johnson	17	2	0	114
1975	Woody Green	5	1	0	36	2007	Dwayne Bowe	0	5	0	30
1976	Walter White	0	7	0	42		Tony Gonzalez	0	5	0	30
1977	Ed Podolak	5	0	0	30	2008	Tony Gonzalez	0	10	0	60
	Walter White	0	5	0	30	2009	Jamaal Charles	7	1	1	56#
1978	Arnold Morgado	7	0	0	42	2010	Dwayne Bowe	0	15	0	90
	Tony Reed	6	1	0	42	2011	Dwayne Bowe	0	5	0	30
1979	Ted McKnight	8	0	0	48	2012	Jamaal Charles	5	1	0	36
1980	Henry Marshall	0	6	0	36	2013	Jamaal Charles	12	7	0	114
1981	Billy Jackson	10	1	0	66	2014	Jamaal Charles	9	5	0	84
1982	Billy Jackson	3	0	0	18	2015	Jeremy Maclin	0	8	0	48
	Henry Marshall	0	3	0	18	2016	Tyreek Hill	3	6	0	54
1983	Theotis Brown	8	2	0	60	2017	Kareem Hunt	8	3	0	66
1984	6 Players Tied	-	-	-	24	2018	Kareem Hunt	7	7	0	84
1985	Stephone Paige	0	10	0	60		Tyreek Hill	1	12	1	84
1986	Stephone Paige	0	11	0	66	2019	Tyreek Hill	0	7	0	42
1987	Carlos Carson	0	7	0	42		Mecole Hardman	0	6	1	42
1988	Stephone Paige	0	7	0	42		Damien Williams	5	2	0	42
1989	Christian Okoye	12	0	0	72	2020	Tyreek Hill	2	15	0	102
1990	Christian Okoye	7	0	0	42	2021	Travis Kelce	1	9	0	60
1991	Christian Okoye	9	0	0	54						
1992	Christian Okoye	6	0	0	36						

#Includes two-point conversion



YEAR-BY-YEAR LEADERS

NFL RANKING BY YARDAGE

(Compiled Since 1971)

Year	Total	OFFENSE		Total	DEFENSE	
		Rushing	Passing		Rushing	Passing
1971	9	12	7	7	3	24
1972	17	16	18t	15	11	18
1973	20	19	19	7	9	4
1974	16	17	15	25	12	25
1975	15	15	12	25	25	20
1976	7	22	1	27	27	24
1977	16	20	12	28	28	14
1978	15	2	27	20	18	17
1979	27	13	28	12	6	22
1980	28	18†	27	18	21	10
1981	17	3	25	17	3	23
1982	25	21	21	10	19	10
1983	9	28	3	14	20	10
1984	17	27	7	24	16	23
1985	22	28	11	21	20	20
1986	28	27	21	8	11	12
1987	24	19	26	27	27	22
1988	22	22	16	10	28	1
1989	13	4	21	2	12	2
1990	7	10	9	16	12	17
1991	5	3	14	13	18	16
1992	25	23	20	5	15	2
1993	16	20	15	11	9	14
1994	5	11	7	12	16	10
1995	14	1	25	2	3	5
1996	22	4	26	18	13	22
1997	14	5	24	11	7	16
1998	19	23	16	9	18	7
1999	12	4	22	14	11	16
2000	8	25	5	18	17	20
2001	5	6	5	23	27	14
2002	4	3	11	32	24	31
2003	2	15	2	29	30	20
2004	1	5	4	31	12	32
2005	1	4	6	25	7	30
2006	16	9	22	16	18	18
2007	31	32	20	13	28	5
2008	24	16	20	31	30	28
2009	25	11	25	30	31	22
2010	12	1	30	14	14	17
2011	27	15	25	11	26	6
2012	24	5	32	20	27	12
2013	21	10	24t	24	22	25
2014	25	10	29	7	28	2
2015	27	6	30	7	8	9
2016	20	15	19	24	26	18
2017	5	9	7	28	25	29
2018	1	16	3	31	27	31
2019	6	23	5	17	26	8
2020	1	16	1	16	21	14
2021	3	16	4	27	21	27

t-Tied for position

YEAR-BY-YEAR LEADERS

OFFENSE YEAR-BY-YEAR

Year	Total Plays	First Downs	Rush Yards	Pass Yards	Total Yards	Total Points	Total Year	First Downs	Rush Yards	Pass Yards	Total Yards	Total Points	
1960	918	255	1814	2831	4645	362	1995	1059	295	2222	3020	5242	358
1961	838	234	2183	2576	4759	334	1996	1045	312	2009	2890	4899	297
1962	840	259	2407	2455	4862	389	1997	1054	315	2171	2893	5064	375
1963	872	250	1697	2651	4348	347	1998	1012	289	1548	3260	4808	327
1964	871	244	1839	2871	4710	366	1999	1049	282	2082	3239	5321	390
1965	833	228	1736	2554	4290	322	2000	999	321	1465	4149	5614	355
1966	846	266	2274	2840	5114	448	2001	1015	324	2008	3665	5673	320
1967	872	251	2018	2472	4490	408	2002	965	343	2378	3622	6000	467
1968	831	223	2227	2276	4503	371	2003	1003	348	1929	3981	5910	484
1969	899	258	2220	2387	4607	359	2004	1089	398	2289	4406	6695	483
1970	770	183	1858	1719	3577	272	2005	1059	347	2382	3810	6192	403
1971	836	240	1843	2347	4190	302	2006	1004	310	2143	3000	5143	331
1972	894	245	1915	2041	3956	287	2007	1001	255	1248	3181	4429	226
1973	863	208	1793	1743	3536	231	2008	957	273	1810	3129	4939	291
1974	901	224	1720	2108	3828	233	2009	1019	256	1929	2922	4851	294
1975	933	261	1847	2360	4207	282	2010	1063	319	2627	2968	5595	366
1976	959	275	1873	2929	4804	290	2011	1021	277	1893	3080	4973	212
1977	878	228	1843	2093	3936	225	2012	1015	286	2395	2713	5108	211
1978	1054	287	2986	1834	4820	243	2013	1029	323	2056	3340	5396	430
1979	972	241	2316	1660	3976	238	2014	962	309	1918	3182	5100	353
1980	1009	270	1873	2448	4321	319	2015	955	303	2044	3255	5299	405
1981	1057	315	2633	2640	5273	343	2016	990	305	1748	3740	5488	328
1982*	573	163	943	1555	2498	176	2017	935	322	1905	4104	6007	415
1983	1074	314	1254	4341	5595	386	2018	996	384	1855	4955	6801	565
1984	1034	295	1527	3568	5095	314	2019	976	350	1569	4498	6067	451
1985	982	258	1486	3391	4877	317	2020	1057	397	1799	4854	6653	473
1986	1003	264	1468	2750	4218	358	2021	1134	419	1955	4937	6746	480
1987#	899	265	1799	2619	4418	273							
1988	1019	289	1713	3131	4844	254							
1989	1017	304	2227	3038	5265	318							
1990	975	280	1948	3267	5215	369							
1991	1021	322	2217	3104	5321	322							
1992	907	246	1532	2792	4324	348							
1993	970	300	1655	3180	4835	328							
1994	1098	322	1732	3960	5692	319							

Bold Denotes Club Record Italics Denotes NFL Record Yardages Net *Nine Games #15 Games



YEAR-BY-YEAR LEADERS

DEFENSE YEAR-BY-YEAR

Year	Total First						Year	Total First					
	Plays	Downs	Rush Yards	Pass Yards	Total Yards	Total Points		Plays	Downs	Rush Yards	Pass Yards	Total Yards	Total Points
1960	924	253	980	3002	3982	253	1995	1047	289	1327	3222	4549	241
1961	844	248	1525	3077	4602	343	1996	1008	296	1666	3538	5204	300
1962	848	239	1250	2701	3951	233	1997	974	278	1621	3259	4880	232
1963	856	228	1558	2629	4187	263	1998	1010	321	1869	2985	4854	363
1964	856	204	1315	2620	3935	306	1999	1033	281	1557	3482	5039	322
1965	847	200	1366	2457	3749	285	2000	1041	330	1809	3417	5280	354
1966	873	222	1356	2614	3970	276	2001	1003	296	2140	3164	5304	344
1967	843	221	1408	2536	3944	254	2002	1081	367	2067	4181	6248	399
1968	900	215	1266	2823	4089	170	2003	1054	322	2344	3363	5707	332
1969	808	181	1091	2072	3163	177	2004	960	327	1834	4203	6037	435
1970	851	226	1657	2010	3667	244	2005	971	292	1570	3679	5249	325
1971	813	223	1337	2506	3770	208	2006	999	298	1928	3334	5262	315
1972	853	227	1805	2222	4027	254	2007	980	278	2089	3022	5111	335
1973	856	209	1956	1619	3575	192	2008	1041	344	2543	3748	6291	440
1974	936	267	1801	2663	4464	293	2009	1062	318	2504	3707	6211	424
1975	915	289	2712	2512	5224	341	2010	1028	293	1764	3519	5283	326
1976	899	309	2861	2496	5359	376	2011	991	291	2112	3221	5333	338
1977	992	304	2971	2022	4993	349	2012	973	301	2171	3533	5704	425
1978	995	284	2389	2582	4971	327	2013	1067	303	1923	3962	5885	305
1979	1088	297	1847	3124	4971	262	2014	1024	310	2036	3252	5288	281
1980	1096	328	2206	3109	5315	336	2015	1037	313	1571	3698	5269	287
1981	1102	316	1747	3626	5373	290	2016	1063	342	1938	3958	5896	304
1982*	556	170	1066	1667	2733	184	2017	1044	352	1890	3952	5842	339
1983	1089	319	2275	3111	5386	367	2018	1109	419	2114	4374	6488	421
1984	1159	335	1982	3645	5625	324	2019	1043	344	2051	3543	5594	308
1985	1126	336	2169	3489	5658	360	2020	1022	353	1954	3779	5733	362
1986	1098	310	1739	3195	4934	326	2021	1060	363	1999	4273	6272	364
1987#	1045	344	2333	3306	5639	388							
1988	1042	318	2592	2434	5026	320							
1989	952	253	1766	2527	4293	253							
1990	945	268	1640	3241	4881	257							
1991	927	275	1770	3228	4998	252							
1992	949	256	1767	2537	4324	282							
1993	1013	300	1620	3151	4771	291							
1994	989	289	1734	3266	5000	298							

Bold Denotes Club Record Italics Denotes NFL Record Yardages Net *Nine Games #15 Games



YEAR-BY-YEAR LEADERS

TURNOVERS YEAR-BY-YEAR

Year	TAKEAWAYS			GIVEAWAYS			RATIO
	INTs	FUMBLES	TOTAL	INTs	FUMBLES	TOTAL	
1960	27	16	43	19	18	37	+6
1961	20	18	38	18	18	37	+2
1962	32	17	49	17	14	31	+18
1963	26	19	45	22	16	38	+7
1964	28	19	47	21	19	40	+7
1965	20	13	33	20	21	41	-8
1966	33	8	41	15	16	31	+10
1967	31	11	42	19	8	27	+15
1968	37	12	49	11	16	27	+22
1969	32	15	47	20	19	39	+8
1970	31	12	43	16	15	31	+12
1971	27	7	34	13	13	26	+8
1972	24	19	43	20	12	32	+11
1973	21	18	39	13	18	31	+8
1974	28	16	44	25	13	38	+6
1975	20	22	42	15	18	33	+9
1976	23	20	43	17	16	33	+10
1977	21	23	44	26	21	47	-3
1978	21	14	35	16	18	34	+1
1979	23	14	37	18	18	36	+1
1980	28	15	43	14	16	30	+13
1981	26	21	47	22	24	46	+1
1982*	12	10	22	8	4	12	+10
1983	30	21	51	19	19	38	+13
1984	30	11	41	22	15	37	+5
1985	27	14	41	23	11	34	+7
1986	31	18	49	18	17	35	+14
1987#	11	17	28	17	24	41	-13
1988	18	13	31	21	12	33	-2
1989	15	18	33	23	18	41	-8
1990	20	25†	45†	5†	14	19	+26†
1991	15	18	33	14	8†	22	+11
1992	24	15	39	12	9	21	+18†
1993	21	17	38	10	18	28	+10
1994	12	26†	38	14	12	26	+12
1995	16	17	33	10	11	21	+12†
1996	17	10	27	14	10	24	+3
1997	21	13	34	10	10	20	+14
1998	13	20	33	18	14	32	+1
1999	25	20	45	15	9	24	+21†
2000	15	14	29	15	11	26	+3
2001	13	13	26	24	9	33	-7
2002	18	13	31	13	2	15	+16
2003	25	12	37	12	6	19	+19†
2004	13	8	21	17	10	27	-6
2005	16	15	31	10	13	23	+8
2006	15	15	30	12	14	26	+4
2007	14	8	22	20	13	33	-11
2008	13	16	29	16	8	24	+5
2009	15	13	28	17	10	27	+1
2010	14	9	23	8	6	14	+9
2011	20	6	26	28	18	10	-2
2012	7	6	13	20	17	37	-24
2013	21	15	36	8	10	18	+18
2014	6	8	14	6	11	17	-3
2015	26	8	34	8	9	17	+17
2016	18	15	33	8	8	17	+16
2017	16	10	26	8	3	11	+15
2018	15	12	27	12	6	18	+9



YEAR-BY-YEAR LEADERS

2019	16	7	23	5	10	15	+8
2020	16	6	22	7	9	16	+6
2021	15	14	29	13	12	25	+4

Bold Denotes Club Record †Denotes NFL Season Leader * Nine Games #15 Games
Note: Chiefs six straight years (1990-95) with a +10 turnover ratio is an NFL record.

CAREER LEADERS

CAREER LEADERS

GAMES PLAYED

(Includes all players with 100 games played)

	Games Played	Player	Games Played
1.	238	Dustin Colquitt (2005-19)	128
2.	224	Will Shields (1993-06)	128
3.	212	Nick Lowery (1980-93)	127
4.	203	Jerrel Wilson (1963-77)	125
5.	190	Tony Gonzalez (1997-08)	125
6.	186	Jan Stenerud (1967-79)	125
7.	183	Len Dawson (1962-75)	125
8.	182	Buck Buchanan (1963-75)	125
	182	Derrick Johnson (2005-17)	125
10.	181	Emmitt Thomas (1966-78)	124
11.	180	Jim Tyrer (1961-73)	121
12.	179	John Alt (1984-96)	120
13.	178	Jack Rudnay (1970-82)	119
14.	177	Ed Budde (1963-76)	119
	177	Tamba Hali (2006-17)	118
16.	169	Derrick Thomas (1989-99)	118
	169	Tim Grunhard (1990-00)	118
18.	169	Bobby Bell (1963-74)	118
19.	165	Henry Marshall (1976-87)	117
20.	164	Johnny Robinson (1960-71)	117
21.	163	Tony Richardson (1995-05)	116
	163	Brian Waters (2000-10)	115
23.	156	Kevin Ross (1984-93, '97)	115
24.	151	Jim Lynch (1967-77)	111
25.	150	Dave Hill (1963-74)	109
	150	Albert Lewis (1983-93)	108
27.	149	Willie Lanier (1967-77)	108
28.	148	Deron Cherry (1981-91)	107
29.	147	Tom Condon (1974-84)	107
30.	145	Lloyd Burruss (1981-91)	106
31.	143	Casey Wiegmann (2001-07, 2010-11)	106
32.	142	Dave Szott (1990-00)	105
33.	140	Jerry Mays (1961-70)	104
34.	139	Rich Baldinger (1983-92)	104
	139	Dave Lutz (1983-92)	103
36.	138	Neil Smith (1988-96)	103
37.	136	Art Still (1978-87)	103
	136	Jonathan Hayes (1985-93)	102
39.	135	Mike Bell (1979-85, '87-91)	102
40.	130	Otis Taylor (1965-75)	101
41.		Jerome Woods (1996-05)	101
		Eric Hicks (1998-06)	100
43.		E.J. Holub (1961-70)	100
		Travis Kelce (2013-21)	100
45.		Matt Herkenhoff (1976-85)	100
		Stephone Paige (1983-91)	100
		Kimble Anders (1991-00)	100
		Dan Saleaumua (1989-96)	100
		Anthony Sherman (2013-20)	100
50.		Gary Spani (1978-86)	100
51.		John Browning (1996-05)	100
52.		Carlos Carson (1980-89)	100
53.		Charlie Getty (1974-82)	100
		Jason Dunn (2000-07)	100
55.		Fred Arbanas (1962-70)	100
		Dave Lindstrom (1978-85)	100
		Greg Wesley (2000-07)	100
		Dwayne Bowe (2007-14)	100
59.		Donnie Edwards (1996-01, 2007-08)	100
		Eric Fisher (2013-20)	100
61.		Bill Maas (1984-92)	100
62.		Jim Kearney (1967-75)	100
		Eric Warfield (1998-05)	100
64.		James Winchester (2015-21)	100
65.		Daniel Sorensen (2014-21)	100
66.		Tracy Simien (1991-97)	100
67.		Sherrill Headrick (1960-67)	100
68.		Curtis McClinton (1962-69)	100
		Ed Beckman (1977-84)	100
70.		Bill Kenney (1980-88)	100
		Kendall Gammon (2000-06)	100
72.		Thomas Gafford (2008-14)	100
73.		Ed Podolak (1969-77)	100
		Dale Carter (1992-98)	100
75.		Chris Burford (1960-67)	100
		Leonard Griffin (1986-93)	100
		Jamaal Charles (2008-16)	100
78.		Justin Houston (2011-18)	100
		Allen Bailey (2011-18)	100
80.		Gary Barbaro (1976-82)	100
81.		Whitney Paul (1976-81, '86)	100
		Gary Green (1977-83)	100

CAREER LEADERS

GAMES STARTED

(Includes all players with 100 games started, compiled since 1968)

Player	Games Started	Player	Games Started
1. Will Shields (1993-06)	223	22. Dave Lutz (1983-92)	123
2. Tony Gonzalez (1997-08)	174	23. Willie Lanier (1967-77)	122
3. Jack Rudnay (1970-82)	171	Matt Herkenhoff (1976-85)	122
4. Derrick Johnson (2005-17)	169	25. Travis Kelce (2013-21)	120
5. Tim Grunhard (1990-00)	164	26. Tom Condon (1974-84)	119
6. Len Dawson (1962-75)	158*	27. Dan Saleaumua (1989-96)	117
7. Derrick Thomas (1989-99)	157	28. Eric Fisher (2013-20)	113
Tamba Hali (2006-17)	157	29. Jim Kearney (1967-75)	112**
9. John Alt (1984-96)	149	30. Bill Maas (1984-91)	111
Brian Waters (2000-10)	149	Dwayne Bowe (2007-14)	111
11. Emmitt Thomas (1966-78)	148**	32. Buck Buchanan (1963-75)	109**
12. Kevin Ross (1984-93, '97)	144	33. Gary Spani (1978-86)	108
13. Casey Wiegmann (2001-07, 2010-11)	143	34. Jerome Woods (1996-05)	105
14. Willie Lanier (1967-77)	137**	35. Charlie Getty (1974-82)	104
Jim Lynch (1967-77)	137**	Eric Hicks (1998-06)	104
16. Dave Szott (1990-00)	136	37. Lloyd Burruss (1981-91)	103
17. Henry Marshall (1976-87)	135	Rich Baldinger (1983-92)	103
18. Art Still (1978-81)	133	Greg Wesley (2000-07)	103
19. Albert Lewis (1983-93)	128	40. Gary Barbaro (1976-82)	101
20. Neil Smith (1988-96)	127	41. Donnie Edwards (1996-01, 2007-08)	100
21. Deron Cherry (1981-91)	124	Mike Bell (1979-85, '87-91)	100

* Includes all of Dawson's starts dating back to '62. ** Does not include starts prior to '68.

CAREER LEADERS

RUSHING

(Includes all players with 1,000 rushing yards)

		No.	Yds.	Avg.	TD
1.	Jamaal Charles (2008-15)	1320	7,220	5.5	42
2.	Priest Holmes (2001-07)	1321	6,070	4.6	76
3.	Larry Johnson (2003-09)	1375	6,015	4.4	55
4.	Christian Okoye (1987-92)	1246	4,857	3.9	40
5.	Ed Podolak (1969-77)	1157	4,451	3.8	34
6.	Abner Haynes (1960-64)	792	3,837	4.8	39
7.	Marcus Allen (1993-97)	932	3,698	4.0	44
8.	Mike Garrett (1966-70)	736	3,246	4.4	23
9.	Curtis McClinton (1962-69)	762	3,124	4.1	18
10.	Herman Heard (1984-89)	651	2,694	4.1	13
11.	Wendell Hayes (1968-74)	668	2,560	3.8	18
12.	Greg Hill (1994-97)	588	2,436	4.1	6
13.	Ted McKnight (1977-81)	528	2,344	4.4	22
14.	Barry Word (1990-92)	527	2,306	4.4	12
15.	Kimble Anders (1991-00)	490	2,261	4.6	9
16.	Tony Reed (1977-80)	513	2,184	4.3	8
17.	Kareem Hunt (2017-18)	453	2,151	4.7	15
18.	Donnell Bennett (1994-00)	519	1,902	3.7	17
19.	Robert Holmes (1968-71)	390	1,689	4.3	12
20.	Alex Smith (2013-17)	317	1,672	5.3	10
21.	Spencer Ware (2015-19)	337	1,621	4.6	11
22.	Tony Richardson (1995-05)	395	1,576	4.0	15
23.	Joe Delaney (1981-82)	321	1,501	4.6	3
24.	Woody Green (1974-76)	375	1,442	3.8	11
25.	Jack Spikes (1960-64)	329	1,392	4.2	12
26.	Thomas Jones (2010-11)	398	1,374	3.5	6
27.	Billy Jackson (1981-84)	399	1,365	3.4	16
28.	Clyde Edwards-Helaire (2020-21)	300	1,320	4.4	8
29.	Len Dawson (1962-75)	283	1,253	4.4	9
30.	Bert Coan (1963-68)	273	1,249	4.6	15
31.	MacArthur Lane (1975-78)	318	1,209	3.8	8
32.	Mack Lee Hill (1964-65)	230	1,203	5.2	6
33.	Patrick Mahomes (2017-21)	238	1,189	5.0	8
34.	Warren McVea (1969-73)	239	1,053	4.4	10
35.	James Hadnot (1980-83)	266	1,029	3.9	5

CAREER LEADERS

RECEPTIONS

(Includes all players with 100 receptions)

	Player	No.	Yds.	Avg.	TD
1.	Tony Gonzalez (1997-08)	916	10,940	11.9	76
2.	Travis Kelce (2013-21)	704	9,006	12.8	57
3.	Dwayne Bowe (2007-14)	532	7,155	13.4	44
4.	Tyreek Hill (2016-21)	479	6,630	13.8	56
5.	Henry Marshall (1976-87)	416	6,545	15.7	33
6.	Otis Taylor (1965-75)	410	7,306	17.8	57
7.	Chris Burford (1960-67)	391	5,525	14.1	55
8.	Stephone Paige (1983-91)	377	6,341	16.8	49
9.	Kimble Anders (1991-00)	369	2,829	7.7	9
10.	Carlos Carson (1980-89)	352	6,360	18.1	33
11.	Eddie Kennison (2001-07)	321	5,230	16.3	25
12.	Ed Podolak (1969-77)	288	2,456	8.5	6
13.	Jamaal Charles (2008-15)	283	2,443	8.6	20
14.	Priest Holmes (2001-07)	251	2,377	9.5	7
15.	Derrick Alexander (1998-01)	213	3,685	17.3	19
16.	Abner Haynes (1960-65)	199	2,739	13.8	17
17.	Fred Arbanas (1962-70)	198	3,101	15.7	34
18.	Todd McNair (1989-93, '96)	186	1,856	10.0	6
19.	J.J. Birden (1990-94)	183	2,819	15.4	7
20.	Tony Richardson (1995-05)	177	1,298	7.3	9
21.	Willie Davis (1991-95)	172	3,014	17.5	20
	Dexter McCluster (2010-13)	172	1,500	8.7	5
23.	J.T. Smith (1978-84)	167	2,273	13.6	8
24.	Walter White (1975-79)	163	2,396	14.7	16
	Frank Jackson (1961-65)	163	2,516	15.4	21
26.	Curtis McClinton (1960-69)	154	1,945	12.6	14
27.	Larry Johnson (2003-09)	151	1,369	9.1	6
28.	Emile Harry (1986-92)	149	1,999	13.4	9
29.	Dante Hall (2000-06)	145	1,615	11.1	9
	Demarcus Robinson (2016-21)	145	1,679	11.6	14
31.	Marcus Allen (1993-97)	141	1,153	8.2	3
	Mike Garrett (1966-70)	141	1,231	8.7	7
33.	Tony Reed (1977-80)	138	1,382	10.0	2
34.	Jonathan Hayes (1985-93)	135	1,541	11.4	12
35.	Johnnie Morton (2002-04)	134	1,932	14.4	8
36.	Andre Rison (1997-99)	133	1,852	13.9	12
37.	Herman Heard (1984-89)	132	1,125	8.5	3
38.	Jeremy Maclin (2015-16)	131	1,624	12.4	10
39.	MacArthur Lane (1975-78)	130	1,207	9.3	1
40.	Sammy Watkins (2018-20)	129	1,613	12.5	8
41.	Mecole Hardman (2019-21)	126	1,791	14.2	12
42.	Albert Wilson (2014-17)	124	1,544	12.5	7
43.	Wendell Hayes (1968-74)	116	993	8.6	5
44.	Keith Cash (1992-96)	111	1,046	9.4	9
45.	Samie Parker (2004-07)	110	1,529	13.9	7
46.	Chris Conley (2016-18)	104	1,238	11.9	6
47.	Lake Dawson (1994-97)	103	1,406	13.7	10

CAREER LEADERS

RECEIVING YARDS

(Includes all players with 1,000 receiving yards)

	Player	Yds.	No.	Avg.	TD
1.	Tony Gonzalez (1997-08)	10,940	916	11.9	76
2.	Travis Kelce (2013-21)	9,006	704	12.8	57
3.	Otis Taylor (1965-75)	7,306	410	17.8	57
4.	Dwayne Bowe (2007-14)	7,155	532	13.4	44
5.	Tyreek Hill (2016-21)	6,630	479	13.8	56
6.	Henry Marshall (1976-87)	6,545	416	15.7	33
7.	Carlos Carson (1980-89)	6,360	351	18.1	33
8.	Stephone Paige (1983-91)	6,341	377	16.8	49
9.	Chris Burford (1960-67)	5,505	391	14.1	55
10.	Eddie Kennison (2001-07)	5,230	321	16.3	25
11.	Derrick Alexander (1998-01)	3,685	213	17.3	19
12.	Fred Arbanas (1962-70)	3,101	198	15.7	34
13.	Willie Davis (1991-95)	3,014	172	17.5	20
14.	Kimble Anders (1991-00)	2,829	369	7.7	9
15.	J.J. Birden (1990-94)	2,819	183	15.4	14
16.	Abner Haynes (1960-65)	2,709	197	13.8	17
17.	Frank Jackson (1961-65)	2,516	163	15.4	21
18.	Ed Podolak (1969-77)	2,456	288	8.5	6
19.	Jamaal Charles (2008-15)	2,443	283	8.6	20
20.	Walter White (1975-79)	2,396	163	14.7	16
21.	Priest Holmes (2000-07)	2,377	251	9.5	7
22.	J.T. Smith (1978-84)	2,273	167	3.6	8
23.	Emile Harry (1986-92)	1,999	149	13.4	9
24.	Curtis McClinton (1962-69)	1,945	154	12.6	14
25.	Johnnie Morton (2002-04)	1,932	134	14.4	8
26.	Todd McNair (1989-93, '96)	1,856	186	10.0	6
27.	Andre Rison (1997-99)	1,852	133	13.4	12
28.	Mecole Hardman (2019-21)	1,791	126	14.2	12
29.	Larry Brunson (1974-77)	1,723	98	17.6	5
30.	Demarcus Robinson (2016-21)	1,679	145	11.6	14
31.	Jeremy Maclin (2015-16)	1,624	131	12.4	10
32.	Dante Hall (2000-06)	1,615	145	11.1	9
33.	Sammy Watkins (2018-20)	1,613	129	12.5	8
34.	Albert Wilson (2016-17)	1,544	124	12.5	7
35.	Jonathan Hayes (1985-93)	1,541	135	11.4	12
36.	Samie Parker (2004-07)	1,529	110	13.9	7
37.	Dexter McCluster (2010-13)	1,500	172	8.7	5
38.	Frank Pitts (1965-70)	1,450	78	18.6	11
39.	Lake Dawson (1994-97)	1,406	103	13.7	10
40.	Tony Reed (1977-80)	1,382	138	10.0	2
41.	Larry Johnson (2003-09)	1,369	151	9.1	6
42.	Gloster Richardson (1967-70)	1,358	62	21.9	12
43.	Tony Richardson (1995-05)	1,298	177	7.3	9
44.	Anthony Hancock (1982-86)	1,266	73	17.3	5
45.	Chris Conley (2016-18)	1,238	104	11.9	6
46.	Mike Garrett (1966-70)	1,231	141	8.7	7
47.	Johnny Robinson (1960-71)	1,228	77	15.9	9
48.	MacArthur Lane (1975-78)	1,207	130	9.3	1
49.	Tim Barnett (1991-93)	1,188	82	14.5	10
50.	Kevin Lockett (1997-00)	1,164	87	13.4	4
51.	Marcus Allen (1993-97)	1,153	141	8.2	3
52.	Herman Heard (1984-89)	1,125	132	8.5	3
53.	Robb Thomas (1989-91)	1,098	92	11.9	7
54.	Elmo Wright (1971-74)	1,070	66	16.2	6
55.	Keith Cash (1992-96)	1,046	111	9.4	9
56.	Tony Moeaki (2010-13)	1,009	80	12.6	4

CAREER LEADERS

PASSING

(Includes all players with 4,000 passing yards)

	Player	Att.	Comp.	Yds.	Pct.	TD	INT
1.	Len Dawson (1962-75)	3,696	2,115	28,507	.572	237	178
2.	Trent Green (2001-06)	2,777	1,720	21,459	.619	118	85
3.	Patrick Mahomes (2017-21)	2,345	1,550	18,991	.661	151	37
4.	Alex Smith (2013-17)	2,436	1,587	17,608	.651	102	33
5.	Bill Kenney (1979-88)	2,430	1,330	17,277	.547	105	86
6.	Steve DeBerg (1988-91)	1,616	934	11,873	.578	67	50
7.	Mike Livingston (1968-79)	1,751	912	11,295	.521	56	83
8.	Elvis Grbac (1997-00)	1,548	897	10,643	.579	66	47
9.	Matt Cassel (2009-12)	1,489	854	9,549	.574	59	44
10.	Steve Bono (1994-96)	1,075	594	6,489	.553	37	27
11.	Joe Montana (1993-94)	737	480	5,427	.651	29	16
12.	Steve Fuller (1979-82)	817	465	5,333	.569	22	32
13.	Cotton Davidson (1960-61)	709	330	4,919	.465	32	39
14.	Damon Huard (2004-08)	657	404	4,612	.615	24	18
15.	Todd Blackledge (1983-87)	742	364	4,510	.491	26	32
16.	Dave Krieg (1992-93)	602	335	4,353	.556	22	15

CAREER LEADERS

SCORING

(Includes all players with 100 total points)

	Player	TD	FG	PAT	2 Pt.	Total
1.	Nick Lowery (1980-93)	0	329	479	0	1,466
2.	Jan Stenerud (1967-79)	0	279	394	0	1,231
3.	Harrison Butker (2017-21)	0	146	233	0	671
4.	Ryan Succop (2009-13)	0	119	160	0	517
5.	Priest Holmes (2001-07)	83	0	0	1	500
6.	Tony Gonzalez (1997-08)	76	0	0	3	462
7.	Pete Stoyanovich (1996-00)	0	93	163	0	442
8.	Tyreek Hill (2016-21)	67	0	0	0	402
9.	Cairo Santos (2014-17)	0	89	130	0	392
10.	Jamaal Charles (2008-15)	64	0	0	1	386
11.	Travis Kelce (2013-21)	60	0	0	4	368
12.	Larry Johnson (2003-09)	61	0	0	0	366
13.	Otis Taylor (1965-75)	60	0	0	0	360
14.	Abner Haynes (1960-64)	58	0	0	0	348
15.	Lawrence Tynes (2004-06)	0	68	137	0	341
16.	Chris Burford (1960-67)	55	0	0	1	332
17.	Stephone Paige (1983-91)	49	0	0	0	294
18.	Tommy Brooker (1962-66)	3	41	149	0	290
19.	Marcus Allen (1993-97)	47	0	0	1	284
20.	Dwayne Bowe (2007-14)	44	0	0	0	264
21.	Ed Podolak (1969-77)	40	0	0	0	240
	Christian Okoye (1987-92)	40	0	0	0	240
23.	Morten Andersen (2002-03)	0	38	109	0	223
24.	Jack Spikes (1960-64)	14	19	69	1	212
25.	Lin Elliott (1994-95)	0	49	64	0	211
26.	Henry Marshall (1976-86)	35	0	0	0	210
27.	Fred Arbanas (1962-70)	34	0	0	1	206
28.	Carlos Carson (1980-89)	33	0	0	0	198
29.	Curtis McClinton (1962-69)	32	0	0	2	196
30.	Mike Garrett (1966-70)	32	0	0	0	192
31.	Todd Peterson (2000-01)	0	42	52	0	178
32.	Frank Jackson (1961-65)	28	0	0	0	168
33.	Eddie Kennison (2001-07)	25	0	0	2	154
34.	Kareem Hunt (2017-18)	25	0	0	0	150
35.	Tony Richardson (1995-05)	24	0	0	0	144
36.	Wendell Hayes (1968-74)	23	0	0	0	138
	Ted McKnight (1977-81)	23	0	0	0	138
38.	Willie Davis (1991-95)	20	0	0	1	122
39.	Derrick Alexander (1998-01)	20	0	0	0	120
	Dante Hall (2000-06)	20	0	0	0	120
41.	Bert Coan (1963-68)	19	0	0	0	114
42.	Kimble Anders (1991-00)	18	0	0	0	108
	Donnell Bennett (1994-00)	18	0	0	0	108
	Billy Jackson (1981-84)	18	0	0	0	108
	Johnny Robinson (1960-71)	18	0	0	0	108

CAREER LEADERS

TOUCHDOWNS

(Includes all players with 20 total touchdowns)

	Player	Rec.	Rush.	Return	Total
1.	Priest Holmes (2001-07)	7	76	0	83
2.	Tony Gonzalez (1997-08)	76	0	0	76
3.	Tyreek Hill (2016-21)	56	6	5	67
4.	Jamaal Charles (2008-14)	20	43	1	64
5.	Larry Johnson (2003-09)	6	55	0	61
6.	Otis Taylor (1965-75)	57	3	0	60
	Travis Kelce (2013-21)	57	2	1*	60
8.	Abner Haynes (1960-64)	17	39	2	58
9.	Chris Burford (1960-67)	55	0	0	55
10.	Stephone Paige (1983-91)	49	0	0	49
11.	Marcus Allen (1993-97)	3	44	0	47
12.	Dwayne Bowe (2007-14)	44	0	0	44
13.	Ed Podolak (1969-77)	6	34	0	40
	Christian Okoye (1987-92)	0	40	0	40
15.	Henry Marshall (1976-86)	33	2	0	35
16.	Fred Arbanas (1962-70)	34	0	0	34
17.	Carlos Carson (1980-89)	33	0	0	33
18.	Curtis McClinton (1962-69)	14	18	0	32
	Mike Garrett (1966-70)	7	24	1	32
20.	Frank Jackson (1961-65)	21	7	0	28
21.	Eddie Kennison (2001-07)	25	0	0	25
	Kareem Hunt (2017-18)	10	15	0	25
23.	Tony Richardson (1995-05)	9	15	0	24
24.	Wendell Hayes (1968-74)	5	18	0	23
	Ted McKnight (1977-81)	1	22	0	23
26.	Willie Davis (1991-95)	20	0	0	20
	Derrick Alexander (1998-01)	19	1	0	20
	Dante Hall (2000-06)	9	0	11	20

*(Off. Return)

INTERCEPTIONS

(Includes all players with 15 interceptions)

	Player	No.	Yds.	Avg.	TD
1.	Emmitt Thomas (1966-78)	58	938	16.2	5
2.	Johnny Robinson (1960-71)	57	741	13.0	1
3.	Deron Cherry (1981-91)	50	688	13.8	1
4.	Gary Barbaro (1976-82)	39	771	19.8	3
5.	Albert Lewis (1983-93)	38	329	8.7	0
6.	Bobby Hunt (1962-67)	37	674	18.2	2
7.	Kevin Ross (1984-93, '97)	30	561	18.7	2
8.	Greg Wesley (2000-07)	29	542	18.7	0
9.	Willie Lanier (1967-77)	27	440	16.3	2
10.	Bobby Bell (1963-74)	26	479	18.4	6
11.	Gary Green (1977-83)	24	330	13.8	1
12.	Jim Kearney (1967-75)	23	462	20.0	5
13.	Lloyd Burruss (1981-91)	22	509	23.1	4
14.	Dale Carter (1992-98)	21	183	18.7	1
	James Hasty (1995-00)	21	304	14.5	1
16.	Duane Wood (1960-64)	20	247	13.4	1
	Mike Sensibaugh (1971-75)	20	331	16.6	0
	Eric Warfield (1998-05)	20	236	11.8	3
19.	Dave Grayson (1961-64)	19	309	16.3	1
	Marcus Peters (2015-17)	19	480	25.3	2
21.	Jim Lynch (1967-77)	17	191	11.2	1
	Eric Harris (1980-82)	17	229	13.5	1
	Brandon Flowers (2008-13)	17	344	20.2	3
24.	Willie Mitchell (1964-70)	16	302	18.9	3
25.	Jerome Woods (1996-05)	15	282	18.8	2

CAREER LEADERS

SACKS

(Includes all players with 20.0 sacks)

1. 126.5 Derrick Thomas 1989-99	11. 35.0 Wilbur Young 1973-77
2. 89.5 Tamba Hali 2006-17	12. 30.5 Dee Ford 2014-18
3. 86.5 Neil Smith 1988-96	13. 29.0 Dan Saleaumua 1989-86
4. 78.5 Justin Houston 2011-18	14. 27.5 John Browning 1996-05
5. 51.0 Mike Bell 1979-85, '87-91	27.5 Derrick Johnson 2005-17
6. 49.5 Chris Jones 2016-21	16. 24.0 Whitney Paul 1976-81, '86
7. 48.5 Art Still 1978-87	17. 23.5 Joe Phillips 1992-97
8. 44.5 Eric Hicks 1998-06	
9. 43.0 Jared Allen 2004-07	
10. 40.0 Bill Maas 1984-92	

Note: Sacks became recognized as an official statistic in 1982. The Chiefs began recording sacks in 1973.

TACKLES

(Includes all players with 500 tackles)

1. 1,262 Derrick Johnson 2005-17	8. 728 Derrick Thomas 1989-99	14. 574 Eric Hicks 1998-06
2. 999 Gary Spani 1978-86	9. 720 Jerome Woods 1996-05	15. 555 Albert Lewis 1983-93
3. 992 Art Still 1978-87	10. 701 Greg Wesley 2000-07	16. 546 Neil Smith 1988-96
4. 934 Derrick Johnson 2005-17	11. 628 Lloyd Burruss 1981-91	17. 537 Marvcur Patton 1999-02
5. 927 Deron Cherry 1981-91	12. 625 Dino Hackett 1986-92	
6. 883 Donnie '96-01, '07-08 Edwards	13. 595 Tracy Simien 1991-97	
7. 827 Kevin Ross 1984-93, '97		

Note: The Chiefs began recording tackle totals in 1977.

PUNTING

(Based on Avg.; minimum 200 punts)

Player	No.	Yds.	Avg.
1. Dustin Colquitt (2005-19)	1,124	50,393	44.83
2. Jerrel Wilson (1963-77)	1,018	44,218	43.44
3. Louie Aguiar (1994-98)	421	17,930	42.59
4. Jim Arnold (1983-85)	284	11,934	42.02
5. Bryan Barker (1990-93)	272	11,267	41.42
6. Bob Grupp (1979-81)	214	8,756	40.92

PUNT RETURNING

(Based on Avg.; minimum 50 returns)

Player	No.	Yds.	Avg.	TD
1. Tyreek Hill (2016-21)	86	1,009	11.7	4
2. Noland Smith (1967-69)	53	589	11.1	1
3. Abner Haynes (1960-64)	54	587	10.9	0
4. Tamarick Vanover (1995-99)	181	1,930	10.7	4
5. J.T. Smith (1979-84)	220	2,322	10.6	4
6. Dante Hall (2000-06)	188	1,882	10.0	5
7. Javier Arenas (2010-12)	105	1,029	9.8	0

KICKOFF RETURNING

(Based on Avg.; minimum 50 returns)

Player	No.	Yds.	Avg.	TD
1. Noland Smith (1967-69)	68	1,822	26.8	0
2. Dave Grayson (1961-64)	84	2,231	26.6	1
3. Abner Haynes (1960-64)	52	1,309	25.2	1
4. De'Anthony Thomas (2014-19)	58	1,422	24.5	0
5. Jamaal Charles (2008-15)	51	1,246	24.4	1
6. Tamarick Vanover (1995-99)	212	5,099	24.1	4
7. Dante Hall (2000-06)	360	8,644	24.0	6

LONGEST PLAYS

LONGEST PLAYS

RUSHING

Player (Opponent, Date)	Yards
1. Jamaal Charles (at New Orleans, 9/23/12)	91 (TD)
Damien Williams (vs. Minnesota, 11/3/19)	91 (TD)
3. Jamaal Charles (vs. Indianapolis, 12/23/12)	86 (TD)
4. Ted McKnight (at Seattle, 9/30/79)	84 (TD)
Damien Williams (vs. LA Chargers, 12/29/19)	84 (TD)
6. Joe Delaney (vs. Denver, 10/18/81)	82 (TD)
Derrick Alexander (vs. San Diego, 10/31/99)	82 (TD)
8. Abner Hayes (at New York Jets, 11/29/64)	80 (TD)
Warren McVea (vs. Cincinnati, 10/26/69)	80 (TD)
Jamaal Charles (at St. Louis, 12/19/10)	80 (TD)
Jamaal Charles (at Cleveland, 12/9/12)	80 (TD)
12. Tyreek Hill (at NY Jets, 12/3/17)	79 (TD)
13. Mike Garrett (vs. Houston, 10/30/66)	77 (TD)
14. Robert Holmes (at Miami, 9/28/68)	76 (TD)
Steve Bono (at Arizona, 10/1/95)	76 (TD)
Jamaal Charles (vs. Buffalo, 12/13/09)	76 (TD)
17. Jack Spikes (vs. San Diego, 9/10/61)	74 (TD)
18. Abner Haynes (vs. Buffalo, 9/30/62)	71 (TD)
19. Thomas Jones (vs. Jacksonville, 10/24/10)	70 (TD)
Tyreek Hill (vs. Denver, 12/25/16)	70
Alex Smith (at NY Jets, 12/3/17)	70

PASSING

Player (Opponent, Date)	Yards
1. *Trent Green - Marc Boerigter (vs. San Diego, 12/22/02)	99 (TD)
2. **Mike Livingston - Otis Taylor (vs. Miami, 10/19/69)	93 (TD)
3. Len Dawson - Tommy Brooker (at Denver, 11/18/62)	92 (TD)
4. Len Dawson - Gloster Richardson (at Oakland, 11/3/68)	90 (TD)
Len Dawson - Frank Pitts (vs. Boston, 11/17/68)	90 (TD)
Steve DeBerg - J.J. Birden (vs. San Diego, 11/18/90)	90 (TD)
7. Patrick Mahomes - Demarcus Robinson (vs. Oakland, 12/30/18)	89 (TD)
8. Len Dawson - Otis Taylor (vs. Miami, 11/13/66)	89 (TD)
9. Steve DeBerg - Stephone Paige (at New England, 12/2/90)	86 (TD)
Elvis Grbac - Derrick Alexander (at Chicago, 9/12/99)	86 (TD)
11. Len Dawson - Larry Brunson (vs. San Diego, 11/10/74)	84 (TD)
Bill Kenney - Stephone Paige (vs. San Diego, 12/22/85)	84 (TD)
13. Steve DeBerg - Stephone Paige (at Denver, 9/17/90)	83 (TD)
Patrick Mahomes - Mecole Hardman (vs. Baltimore, 9/22/19)	83 (TD)
15. Len Dawson - Frank Jackson (vs. N.Y. Jets, 12/22/63)	82 (TD)
Len Dawson - Otis Taylor (vs. Pittsburgh, 10/18/71)	82 (TD)
17. Len Dawson - Frank Jackson (at Denver, 9/7/63)	81 (TD)
Bill Kenney - Carlos Carson (vs. Seattle, 12/27/87)	81 (TD)
Elvis Grbac - Derrick Alexander (vs. San Diego, 10/31/99)	81 (TD)
Elvis Grbac - Derrick Alexander (at New England, 12/4/00)	81 (TD)
21. Steve DeBerg - Carlos Carson (at N.Y. Jets, 10/2/88)	80 (TD)
Rich Gannon - Andre Rison (vs. Seattle, 10/4/98)	80 (TD)
Alex Smith - Travis Kelce (vs. Denver, 12/25/16)	80
Alex Smith - Charcandrick West (vs. Broncos, 11/15/15)	80 TD

*Tied NFL record **Taylor accounted for 79 yards, then lateralled to Robert Holmes for 14 yards.

INTERCEPTION RETURNS

Player (Opponent, Date)	Yards
1. Gary Barbaro (vs. Seattle, 12/11/77)	102 (TD)
2. Tim Collier (at Oakland, 12/18/77)	100 (TD)
Sean Smith (at Buffalo, 11/3/13)	100 (TD)
4. Dave Grayson (vs. New York Titans, 12/17/61)	99 (TD)
Kevin Ross (at San Diego, 9/6/92)	99 (TD)
6. Andy Studebaker (vs. Pittsburgh, 11/22/09)	94
7. Brandon Flowers (at New York Jets, 10/26/08)	91 (TD)
8. Mark McMillian (at San Diego, 12/14/97)	87 (TD)

LONGEST PLAYS

9. Lloyd Burruss (Los Angeles Raiders, 10/28/91)	83
10. David Webster (vs. Oakland, 10/9/60)	80 (TD)
11. Jerome Woods (at Green Bay, 10/12/03)	79 (TD)



LONGEST PLAYS

FUMBLE RETURNS (Includes TD Returns Only)

Player (Opponent, Date)	Yards
1. Chris Martin (vs. Miami, 10/31/91)	101 (TD)
2. Bashaud Breeland (at Detroit, 9/29/19)	100 (TD)
3. Gary Spani (at Oakland, 10/25/81)	91 (TD)
4. Derrick Thomas (at Seattle, 12/5/93)	86 (TD)
Nick Bolton (at Denver, 1/8/22)	86 (TD)
6. James Hasty (vs. Oakland, 9/8/96)	80 (TD)
7. Sammy Knight (vs. Washington, 10/16/05)	80 (TD)
8. Donnie Edwards (at Chicago, 9/12/99)	79 (TD)
9. Maurice Leggett (at Oakland, 11/30/08)	67 (TD)
10. Thomas Howard (at Pittsburgh, 9/6/81)	65 (TD)
11. Jerry Mays (vs. N.Y. Jets, 12/22/63)	58 (TD)
12. Tyron Brackenridge (at San Diego, 9/30/07)	50 (TD)
13. Whitey Paul (vs. Denver, 10/18/81)	47 (TD)
14. Johnny Robinson (at Baltimore, 9/28/70)	46 (TD)

PUNT RETURNS

Player (Opponent, Date)	Yards
1. Tyreek Hill (vs. San Diego, 1/1/17)	95 (TD)
2. Dexter McCluster (vs. San Diego, 9/13/10)	94 (TD)
3. Dante Hall (vs. Denver, 10/5/03)	93 (TD)
4. Tyreek Hill (at LA Chargers, 9/9/18)	91 (TD)
5. Dante Hall (vs. Arizona, 12/1/02)	90 (TD)
6. J.T. Smith (vs. Oakland, 9/23/79)	88 (TD)
7. Dale Carter (at Seattle, 11/22/92)	86 (TD)
Tamarick Vanover (vs. San Diego, 10/9/95)	86 (TD)
Dante Hall (vs. St. Louis, 12/8/02)	86 (TD)
10. *Jitter Fields (vs. Denver, 10/18/87)	85 (TD)
11. Tamarick Vanover (vs. Oakland, 1/2/00)	84 (TD)
12. Tamarick Vanover (vs. Buffalo, 9/14/97)	82 (TD)
13. Noland Smith (vs. New York Jets, 9/15/68)	80 (TD)
Tamarick Vanover (at Denver, 12/5/99)	80 (TD)

* Replacement game

KICKOFF RETURNS

Player (Opponent, Date)	Yards
1. Knile Davis (vs. Denver, (12/1/13)	108 (TD)
2. Noland Smith (at Denver, 12/17/67)	106 (TD)
3. Mecole Hardman (vs. LA Chargers, 12/29/19)	104 (TD)
4. Byron Pringle (at Denver, 10/25/20)	102 (TD)
5. Dante Hall (vs. Pittsburgh, 9/14/03)	100 (TD)
6. Dave Grayson (at Denver, 9/7/63)	99 (TD)
Tamarick Vanover (at Seattle, 9/3/95)	99 (TD)
Knile Davis (vs. St. Louis, 10/26/14)	99 (TD)
9. Boyce Green (at Pittsburgh, 12/21/86)	97 (TD)
Tamarick Vanover (at Denver, 10/27/96)	97 (TD)
Dante Hall (at Baltimore, 9/28/03)	97 (TD)
Dante Hall (vs. Denver, 12/19/04)	97 (TD)
Jamaal Charles (vs. Pittsburgh, 11/22/09)	97 (TD)
Tremont Smith (at New England, 10/14/18)	97
15. Dante Hall (vs. San Diego, 11/28/04)	96 (TD)
Dante Hall (vs. Philadelphia, 10/2/05)	96 (TD)
17. Paul Palmer (vs. San Diego, 9/13/87)	95 (TD)

PUNTS

Player (Opponent, Date)	Yards
1. Dustin Colquitt (vs. San Diego 12/2/07)	81
2. Dan Stryzinski (vs. Oakland, 9/9/01)	76
3. Bob Grupp (vs. San Diego, 11/4/79)	74
4. Dustin Colquitt (vs. Oakland, 9/14/08)	73
5. Jerrel Wilson (at San Diego, 9/29/63)	72
Dustin Colquitt (at Oakland, 12/23/06)	72
Dustin Colquitt (at St. Louis, 12/19/10)	72

LONGEST PLAYS

8. Dustin Colquitt (at Oakland, 12/23/12)	71
8. Jerrel Wilson (at Denver, 10/11/64)	70
Jerrel Wilson (vs. Buffalo, 10/18/64)	70
Jerrel Wilson (vs. Houston, 11/28/68)	70
Dustin Colquitt (at Jacksonville, 11/8/09)	70
12. Jerrel Wilson (at Oakland, 9/27/64)	69
Jerrel Wilson (vs. Buffalo, 10/2/66)	69
Jerrel Wilson (at Denver, 10/1/72)	69
Dustin Colquitt (at Oakland, 11/20/14)	69

LONGEST PLAYS

FIELD GOALS

(Includes All FGs of 50+ Yards)

Player (Opponent, Date)	Yards	Player (Opponent, Date)	Yards
1. Harrison Butker (at Los Angeles Chargers, 9/20/20)	58	Nick Lowery (at New York Giants, 11/25/84)	52
Harrison Butker (at Los Angeles Chargers, 9/20/20)	58	Nick Lowery (at New Orleans, 9/8/85)	52
Nick Lowery (at Washington, 9/18/83)	58	Nick Lowery (at New Orleans, 9/8/85)	52
Nick Lowery (vs. Los Angeles Raiders, 9/12/85)	58	Nick Lowery (at Detroit, 11/26/87)	52
5. Nick Lowery (vs. Seattle, 9/14/80)	57	Nick Lowery (at Houston, 9/20/92)	52
6. Harrison Butker (at Chicago, 12/22/19)	56	Eddie Murray (vs. Pittsburgh, 10/25/92)	52
Harrison Butker (vs. Denver, 12/5/21)	56	Nick Lowery (vs. Denver, 9/20/93)	52
8. Harrison Butker (vs. Carolina, 11/8/20)	55	Pete Stoyanovich (at St. Louis, 10/26/97)	52
Harrison Butker (vs. Green Bay, 11/7/21)	55	Lawrence Tynes (at Miami, 10/21/05)	52
Jan Stenerud (at Denver, 10/4/70)	55	Lawrence Tynes (at San Diego, 12/17/06)	52
11. Harrison Butker (at Seattle, 12/23/18)	54	Ryan Succop (vs. Oakland, 10/28/12)	52
Harrison Butker (vs. Minnesota, 11/3/19)	54	Ryan Succop (vs. Carolina, 12/2/12)	52
Harrison Butker (vs. Buffalo, 10/10/21)	54	53. Harrison Butker (vs. Denver, 10/30/17)	51
Harrison Butker (vs. Las Vegas, 12/12/21)	54	Harrison Butker (vs. Los Angeles Chargers, 12/16/17)	51
Jan Stenerud (at Houston, 9/9/67)	54	Harrison Butker (at Denver, 1/8/22)	51
Jan Stenerud (at Denver, 10/5/69)	54	Ben Agajanian (vs. Buffalo, 11/12/61)	51
Jan Stenerud (at San Francisco, 12/6/71)	54	Jan Stenerud (at Dallas, 11/10/75)	51
Nick Lowery (vs. Los Angeles Raiders, 11/6/83)	54	Nick Lowery (at Houston, 10/9/88)	51
Nick Lowery (at Detroit, 11/26/87)	54	Nick Lowery (at New York Giants, 12/11/88)	51
Pete Stoyanovich (vs. Denver, 11/16/97)	54	Pete Stoyanovich (vs. Detroit, 9/26/99)	51
Ryan Succop (vs. Minnesota, 10/2/11)	54	Todd Peterson (vs. Denver, 12/16/01)	51
Cairo Santos (at Houston, 9/18/16)	54	Lawrence Tynes (at Miami 10/21/05)	51
23. Harrison Butker (at Oakland, 10/19/17)	53	Ryan Succop (vs. Minnesota, 10/2/11)	51
Harrison Butker (vs. Oakland, 12/10/17)	53	Cairo Santos (vs. Jacksonville, 11/6/16)	51
Harrison Butker (vs. Atlanta, 12/27/20)	53	65. Harrison Butker (at Oakland, 12/2/18)	50
Harrison Butker (vs. Dallas, 11/21/21)	53	Harrison Butker (vs. Oakland, 12/1/19)	50
Pete Stoyanovich (at Seattle, 11/8/98)	53	Mike Mercer (vs. San Diego, 11/6/66)	50
Lawrence Tynes (vs. San Diego, 10/22/06)	53	Jan Stenerud (vs. Oakland, 11/23/67)	50
Ryan Succop (at Baltimore, 9/13/09)	53	Jan Stenerud (at San Diego, 10/29/72)	50
Ryan Succop (at St. Louis, 12/19/10)	53	Jan Stenerud (vs. Oakland, 12/8/74)	50
Ryan Succop (vs. New York Jets, 12/11/11)	53	Nick Lowery (vs. Seattle, 9/14/80)	50
Cairo Santos (at San Diego, 10/19/14)	53	Nick Lowery (at Pittsburgh, 12/14/80)	50
33. Harrison Butker (at Washington, 10/17/21)	52	Nick Lowery (vs. Denver, 9/18/88)	50
Jan Stenerud (at Miami, 9/28/68)	52	Nick Lowery (at Pittsburgh, 10/29/89)	50
Jan Stenerud (vs. Cincinnati, 10/13/68)	52	Pete Stoyanovich (at San Diego, 11/22/98)	50
Jan Stenerud (vs. Buffalo, 12/7/69)	52	Morten Andersen (vs. Miami, 9/29/02)	50
Jan Stenerud (at Washington, 10/10/76)	52	Lawrence Tynes (at Denver, 9/12/04)	50
Nick Lowery (vs. Detroit, 10/26/80)	52	Lawrence Tynes (at San Diego, 1/2/05)	50
Nick Lowery (vs. Oakland, 10/11/81)	52	Ryan Succop (at Oakland, 11/15/09)	50
Nick Lowery (at Cincinnati, 9/9/84)	52		

BIG YARDAGE DAYS

BIG YARDAGE DAYS

RUSHING

(Includes all players with 150 rushing yards)

	Player (Opponent, Date)	
1.	Jamaal Charles (at Denver, 1/3/10)	259
2.	Jamaal Charles (at New Orleans, 9/23/12)	233
3.	Jamaal Charles (vs. Indianapolis, 12/23/12)	226
4.	Larry Johnson (at Houston, 11/20/05)	211
5.	Larry Johnson (vs. Cincinnati, 1/1/06)	201
6.	Barry Word (vs. Detroit, 10/14/90)	200
7.	Larry Johnson (vs. Denver, 9/28/08)	198
8.	Priest Holmes (at Seattle, 11/24/02)	197
9.	Joe Delaney (vs. Houston, 11/15/81)	193
10.	Mike Garrett (vs. New York Jets, 11/5/67)	192
11.	Derrick Blaylock (at New Orleans, 11/14/04)	186
12.	Priest Holmes (at San Diego, 11/4/01)	181
13.	Priest Holmes (at New England, 9/22/02)	180
14.	Jamaal Charles (vs. Buffalo, 10/31/10)	177
15.	Jamaal Charles (at Seattle, 11/28/10)	174
16.	Larry Johnson (at St. Louis, 11/5/06)	172
	Kareem Hunt (at LA Chargers, 9/24/17)	172
18.	Christian Okoye (vs. Dallas, 10/22/89)	170
19.	Mike Garrett (at Denver, 12/17/67)	169
20.	Priest Holmes (at Oakland, 12/9/01)	168
21.	Larry Johnson (at New York Giants, 12/17/05)	167
22.	Jamaal Charles (at Cleveland, 12/9/12)	165
23.	Abner Hayes (vs. Buffalo, 9/30/62)	164
24.	Priest Holmes (at San Diego, 11/30/03)	162
25.	Mike Garrett (at San Diego, 12/18/66)	161
	Priest Holmes (at Denver, 12/15/02)	161
	Clyde Edwards-Helaire (at Buffalo 10/19/20)	161
28.	Jamaal Charles (vs. Seattle 11/16/14)	159
29.	Abner Hayes (vs. Oakland, 11/26/61)	158
	Robert Holmes (at Cincinnati, 11/10/68)	158
31.	Abner Hayes (at New York Titans, 11/24/60)	157
	Larry Johnson (vs. Denver, 11/23/06)	157
33.	Abner Hayes (at Houston, 11/22/64)	156
	Christian Okoye (at Seattle, 11/1/89)	156
	Tony Richardson (vs. Denver, 12/17/00)	156
36.	Larry Johnson (vs. Seattle, 10/29/06)	155
	Kareem Hunt (vs. LA Chargers, 12/16/17)	155
38.	Larry Johnson (vs. Oakland, 11/19/06)	154
	Jamaal Charles (vs. Cleveland, 12/20/09)	154
40.	Priest Holmes (at New York Jets, 10/6/02)	152

BIG YARDAGE DAYS

PASSING

(Includes all players with 350 passing yards)

	Player (Opponent, Date)	
1.	Elvis Grbac (at Oakland, 11/5/00)	504
2.	Patrick Mahomes (at LA Rams, 11/19/18)	478
3.	Matt Cassel (at Denver, 11/14/10)	469
4.	Patrick Mahomes (at Tampa Bay, 11/29/20)	462
5.	Patrick Mahomes (at Tennessee, 11/10/19)	446
6.	Patrick Mahomes (at Oakland, 9/15/19)	443
7.	Len Dawson (vs. Denver, 11/1/64)	435
8.	Patrick Mahomes (vs. New York Jets, 11/1/20)	416
9.	Bill Kenney (at San Diego, 12/11/83)	411
10.	Patrick Mahomes (at Los Angeles, 12/16/21)	410
11.	Patrick Mahomes (at Las Vegas, 11/14/21)	406
12.	Trent Green (at Green Bay, 10/12/03)	400
13.	Bill Kenney (at New Orleans, 9/8/85)	397
	Trent Green (at Denver, 12/7/03)	397
	Patrick Mahomes (at Washington, 10/17/21)	397
16.	Steve DeBerg (at Denver, 9/17/90)	395
17.	Joe Montana (at Denver, 10/17/94)	393
	Patrick Mahomes (at Miami, 12/13/20)	393
19.	Trent Green (vs. Indianapolis, 10/31/04)	389
20.	Patrick Mahomes (at Baltimore, 9/28/20)	385
21.	Mike Livingston (vs. Miami, 10/19/69)	381
	Len Dawson (vs. San Diego, 11/10/74)	381
	Trent Green (vs. New England, 11/22/04)	381
24.	Patrick Mahomes (at Jacksonville, 9/8/19)	378
25.	Patrick Mahomes (vs. Baltimore, 12/9/18)	377
26.	Patrick Mahomes (at Cleveland, 11/4/18)	375
27.	Patrick Mahomes (vs. Baltimore, 9/22/19)	374
28.	Trent Green (at San Diego, 1/2/05)	373
29.	Patrick Mahomes (vs. Carolina, 11/8/20)	372
30.	Trent Green (at Tampa Bay, 11/7/04)	369
31.	Trent Green (vs. Cleveland, 11/9/03)	368
	Alex Smith (at New England, 9/7/17)	368
33.	Alex Smith (at NY Jets) 12/3/17)	366
34.	Bill Kenney (at Denver, 10/30/83)	365
35.	Alex Smith (vs. San Diego, 9/11/16)	363
36.	Len Dawson (at San Diego, 10/15/67)	364
37.	Joe Montana (at Atlanta, 9/18/94)	361
38.	Patrick Mahomes (vs. Cincinnati, 10/21/18)	358
	Trent Green (vs. Oakland, 12/25/04)	358
40.	Len Dawson (at Buffalo, 12/12/65)	356
41.	Patrick Mahomes (at New England, 10/14/18)	352
	Trent Green (at Arizona, 10/21/01)	352
43.	Elvis Grbac (at New England, 12/4/00)	350



BIG YARDAGE DAYS

RECEIVING

(Includes all players with 150 receiving yards)

Player (Opponent, Date)		
1.	Stephone Paige - 8 rec. (vs. San Diego, 12/22/85)	309
2.	Tyreek Hill - 13 rec. (at Tampa Bay, 11/29/20)	269
3.	Tyreek Hill - 10 rec. (at LA Rams, 11/19/18)	215
4.	Curtis McClinton - 5 rec. (vs. Denver, 12/19/65)	213
5.	Stephone Paige - 10 rec. (at Denver, 9/17/90)	206
6.	Sammy Watkins - 9 rec. (at Jacksonville, 9/8/19)	198
7.	Tyreek Hill - 11 rec. (vs. Cleveland, 9/12/21)	197
	Carlos Carson - 9 rec. (at San Diego, 10/25/87)	197
9.	Travis Kelce - 10 rec. (at Los Angeles Chargers, 12/16/21)	191
10.	Otis Taylor - 6 rec. (vs. Pittsburgh, 10/18/71)	190
11.	J.J. Birden - 8 rec. (at Raiders, 12/22/91)	188
12.	Otis Taylor - 5 rec. (vs. Houston, 10/30/66)	187
13.	Dwayne Bowe - 13 rec. (at Denver, 11/14/10)	186
	Tyreek Hill - 11 rec. (at Philadelphia, 10/3/21)	186
15.	Tyreek Hill - 6 rec. (at NY Jets, 12/3/17)	185
16.	Larry Brunson - 8 rec. (vs. San Diego, 11/10/74)	184
17.	Henry Marshall - 9 rec. (at Baltimore, 12/21/80)	176
18.	Frank Jackson - 10 rec. (at New York Jets, 11/29/64)	175
19.	Carlos Carson - 8 rec. (at New Orleans, 9/8/85)	173
	Derrick Alexander - 5 rec. (at San Diego, 11/22/98)	173
21.	Demarcus Robinson - 6 rec. (at Oakland, 9/15/19)	172
22.	Chris Burford - 10 rec. (at Boston, 10/12/62)	171
23.	Dwayne Bowe - 13 rec. (at Seattle, 11/28/10)	170
24.	Tyreek Hill - 7 rec. (at LA Chargers, 9/9/18)	169
25.	Travis Kelce - 12 rec. (at Oakland, 12/2/18)	168
26.	Willie Davis - 5 rec. (vs. Philadelphia, 10/11/92)	167
27.	Henry Marshall - 8 rec. (vs. Seattle, 12/9/84)	166
28.	Carlos Carson - 7 rec. (vs. San Diego, 10/14/84)	165
	Carlos Carson - 7 rec. (at San Diego, 12/11/84)	165
30.	Dwayne Bowe - 8 rec. (at San Diego, 9/30/07)	164
31.	Stephone Paige - 7 rec. (at Pittsburgh, 10/9/89)	163
32.	Carlos Carson - 5 rec. (at New York Jets, 10/2/88)	162
	Andre Rison - 8 rec. (at Oakland, 9/8/97)	162
34.	Jeremy Maclin - 9 rec. (vs. Buffalo, 11/29/15)	160
	Travis Kelce - 11 rec. (vs. Denver, 12/15/16)	160
36.	Emile Harry - 11 rec. (at Cleveland, 11/24/91)	159
	Travis Kelce - 10 rec. (vs. Carolina, 11/8/20)	159
38.	Tyreek Hill - 11 rec. (at Tennessee, 11/10/19)	157
39.	Chris Burford - 10 rec. (at Boston, 9/25/66)	155
	Willie Davis - 6 rec. (at Seattle, 9/3/95)	155
41.	Derrick Alexander - 6 rec. (at Chicago, 9/12/99)	154
42.	Carlos Carson - 5 rec. (at New York Giants, 11/25/84)	153
	Derrick Alexander - 5 rec. (vs. Seattle, 10/2/00)	153
	Dwayne Bowe - 6 rec. (vs. Tennessee, 12/26/10)	153
45.	Eddie Kennison - 7 rec. (vs. Cincinnati 1/1/06)	151

BIG YARDAGE DAYS

GAME-WINNING FIELD GOALS

Of the 47 game-winning field goals in franchise annals, the biggest was a 25-yard kick by K Tommy Brooker that ended the second-longest game in pro football history. Brooker's FG concluded the 1962 AFL Championship Game with an elapsed time of 77:54 as the Dallas Texans claimed a 20-17 win at Houston (12/13/62). Brooker received a celebratory postgame escort off the field from TE Fred Arbanas (#84) and DB Bobby Hunt (#20). Among the nine other kickers to hit a game-winning kick for Kansas City, K Nick Lowery booted a team-record 14 game-winning FGs, while K Harrison Butker owns the longest kick to ever win a game for the Chiefs, a 58-yard effort at the Los Angeles Chargers (9/20/20), which occurred after making a 53-yard FG that was nullified by a false start, and after making a 58-yard FG that was nullified by a Chargers timeout prior to the attempt.

Date	Opp.	Kicker	Length	Final Score	Date	Opp.	Kicker	Length	Final Score
10/21/62	NYT	Brooker	42	20-17	11/16/97	DEN	Stoyanovich	54	24-22
12/23/62	@ HOU	Brooker	25	20-17 2 OT*	11/28/99	@ OAK	Stoyanovich	44	37-34
12/7/69	BUF	Stenerud	25	22-19	12/12/99	MIN	Stoyanovich	38	31-28
12/12/71	OAK	Stenerud	10	16-14	12/10/00	CAR	Peterson	33	15-14
9/25/72	@ NO	Stenerud	22	20-17	12/16/01	DEN	Peterson	32	26-23 OT
10/7/73	DEN	Stenerud	39	16-14	9/8/02	@ CLE	Andersen	30	40-39
10/19/75	@ SD	Stenerud	27	12-10	12/22/02	SD	Husted	38	24-22
11/23/75	DET	Stenerud	26	24-21 OT	11/23/03	OAK	Andersen	35	27-24
10/17/76	@ MIA	Stenerud	34	20-17 OT	12/25/04	OAK	Tynes	38	31-30
12/9/79	@ BALT	Stenerud	43	10-7	10/8/06	@ ARZ	Tynes	19	23-20
10/26/80	DET	Lowery	40	20-17	10/22/06	SD	Tynes	53	30-27
10/23/83	@ HOU	Lowery	41	13-10 OT	11/22/09	PIT	Succop	22	27-24 OT
12/2/84	DEN	Lowery	42	16-13	10/31/10	BUF	Succop	35	13-10 OT
9/28/86	@ BUF	Lowery	46	20-17	10/23/11	SD	Succop	30	23-20 OT
11/2/86	@ SD	Lowery	37	24-23	9/23/12	@ NO	Succop	31	27-24 OT
11/13/88	CIN	Lowery	39	31-28	10/19/17	@ SD	Santos	48	23-20
11/20/88	SEA	Lowery	40	27-24	11/13/16	@ CAR	Santos	37	20-17
12/24/89	@ MIA	Lowery	41	27-24	11/27/16	@ DEN	Santos	34	30-27 OT
12/4/90	RAI	Lowery	41	9-7	12/31/17 @ DEN Butker			30	27-24
12/23/90	@ SD	Lowery	32	24-21	11/3/19 @ MIN Butker			44	26-23
12/8/91	SD	Lowery	18	20-17 OT	9/20/20 @ LAC Butker			58	23-20 OT
11/8/92	SD	Lowery	36	16-14	*AFL Championship Game				
10/10/93	CIN	Lowery	37	17-15					
1/8/94	PIT	Lowery	32	27-24 OT					
9/10/95	NYG	Elliott	23	20-17 OT					
9/28/97	SEA	Stoyanovich	41	20-17 OT					

CHIEFS RECORD WHEN...

CHIEFS RECORD WHEN... (1960-2021, Through Week 18)

Regular Season: 507-430-12 (.541)
Preseason: 137-119-3 (.535)
Postseason: 17-21-0 (.447)

(Regular Season Only)
In overtime games: 19-21-2 (.476)
In Primetime contests: 72-45-0 (.615)

*Since 1970

Home: 292-175-4 (.624)
Cotton Bowl: 15-6-0 (.714)
Municipal Stadium: 44-16-3 (.722)
GEHA Field at Arrowhead Stadium: 233-155-1 (.600)
Wembley Stadium: 1-0 (1.000)
Away: 214-253-8 (.459)
vs. AFC: 317-304-5 (.510)*
vs. AFC West: 234-181-3 (.563)*
vs. NFC: 102-78-2 (.566)*

CHIEFS RECORD WHEN... (2000-21, Through Week 18)

Regular Season: 192-161
Preseason: 32-52
Postseason: 9-10

(Regular Season Only)
Home: 108-69
Away: 84-92

vs. AFC: 141-123
vs. AFC West: 79-57
vs. NFC: 51-38

Outdoors: 179-149
Indoors: 13-12
On grass: 171-130
On artificial turf: 22-32

Playing in season openers: 11-11
Playing in season finales: 12-10

Playing in September: 41-33
Playing in October: 50-37
Playing in November: 40-45
Playing in December: 55-41
Playing in January: 6-5

Scoring fewer than 10 points: 1-32
Scoring 10 points or more: 191-128

Scoring 20 points or more: 165-60
Scoring 30 points or more: 91-22

Allowing 10 points or less: 55-2
Allowing 20 points or less: 131-45
Allowing 30 points or less: 181-98
Allowing more than 30 points: 15-68

Scoring first: 122-60
Scoring on first drive: 93-45
Opponent scores on first drive: 59-64

Outcome three points or less: 35-44
Outcome seven points or less: 89-84
Playing in overtime: 11-13

Leading at half: 140-37
Trailing at half: 41-107
Tied at half: 11-17

Leading after three quarters: 151-27
Trailing after three quarters: 29-118
Tied after three quarters: 12-16

Positive turnover margin: 118-38
Negative turnover margin: 34-84
Even turnover margin: 40-39

CHIEFS RECORD WHEN PRODUCING... (Through 2021 Week 18)

	1960-21 Record	2013-21 Record	1960-21 Two or More
100-Yard Receiver	141-105-5 (.572)	40-14-0 (.741)	17-12-0 (.586)
100-Yard Rusher	144-55-3 (.720)	20-5-0 (.800)	5-1-0 (.833)
300-Yard Passer	64-58-2 (.524)	29-10-0 (.744)	0-0-0 (.000)

CHIEFS RECORD WHEN ALLOWING... (Through 2021 Week 18)

	1960-21 Record	2013-21 Record	1960-21 Two or More
100-Yard Receiver	123-130-5 (.486)	23-23-0 (.500)	8-10-1 (.447)
100-Yard Rusher	55-137-4 (.291)	16-14-0 (.533)	0-8-0 (.000)
300-Yard Passer	47-63-1 (.428)	13-16-0 (.448)	0-0-0 (.000)

POSTSEASON SUPERLATIVES

SUPERLATIVES

100-YARD PASS RECEIVERS (19)

	Date		Opponent	Player	Rec.	Yds.	Avg.	LG	TD	Result
1.	12/22/68	@	Oakland	Otis Taylor	4	117	29.3	55	0	L, 6-41
2.	12/25/71		Miami	Ed Podolak	8	110	13.8	29	1	L, 24-27 (2OT)
3.	12/25/71		Miami	Elmo Wright	3	104	34.7	63	0	
4.	1/5/91	@	Miami	Stephone Paige	8	142	17.8	33	1	L, 16-17
5.	12/31/94	@	Miami	Kimble Anders	6	103	17.2	57t	1	L, 17-27
6.	1/4/98		Denver	Andre Rison	8	110	13.8	34	0	L, 10-14
7.	1/4/14	@	Indianapolis	Dwayne Bowe	8	150	18.8	63	1	L, 44-45
8.	1/9/16	@	Houston	Travis Kelce	8	128	16.0	48	0	W, 30-0
9.	1/12/19		Indianapolis	Travis Kelce	7	108	15.4	30	0	W, 31-13
10.	1/20/19		New England	Sammy Watkins	4	114	28.5	54	0	L, 31-37 OT
11.	1/12/20		Houston	Travis Kelce	10	134	13.4	28	3	W, 51-31
12.	1/19/20		Tennessee	Sammy Watkins	7	114	16.3	60t	1	W, 35-24
13.	2/2/20		San Francisco	Tyreek Hill	9	105	11.7	44	0	W, 31-20
14.	1/17/21		Cleveland	Tyreek Hill	8	110	13.8	26	0	W, 22-17
15.	1/17/21		Cleveland	Travis Kelce	8	109	13.6	24	1	
16.	1/24/21		Buffalo	Tyreek Hill	9	172	19.1	71	0	W, 38-24
17.	1/24/21		Buffalo	Travis Kelce	13	118	9.1	17	2	
18.	2/7/21	@	Tampa Bay	Travis Kelce	10	133	12.3	33	0	L, 9-31
19.	1/16/22		Pittsburgh	Travis Kelce	5	108	21.6	48t	1	W, 42-21

Note: The Chiefs have registered 16 postseason games in franchise history with at least one 100-yard receiver. In games with at least one 100-yard receiver, the Chiefs are 8-8-0 (.500).

Kansas City has three postseason games with two or more 100-yard receivers in franchise history. They are 2-1-0 (.667) in those games.

CAREER POSTSEASON 100-YARD RECEIVING GAMES

Player	100-Yard Games
1. Travis Kelce (2013-21)	7
2. Tyreek Hill (2016-21)	3
3. Sammy Watkins (2018-20)	2

POSTSEASON SUPERLATIVES

100-YARD RUSHERS (5)

	Date	Opponent	Player	Att.	Yds.	Avg.	LG	TD	Result
1.	12/25/71	Miami	Wendell Hayes	22	100	4.6	16	0	L, 24-27 (2OT)
2.	12/28/91	L.A. Raiders	Barry Word	33	130	3.9	23	0	W, 10-6
3.	1/11/04	Indianapolis	Priest Holmes	24	176	7.3	48	2	L, 31-38
4.	1/12/19	Indianapolis	Damien Williams	25	129	5.2	24	1	W, 31-13
5.	2/2/20	San Francisco	Damien Williams	17	104	6.1	38t	1	W, 31-20

Note: The Chiefs have registered five postseason games with a 100-yard rusher in franchise history. The team is 3-2 (.600) all-time in postseason games with a 100-yard rusher. The club has never had two or more 100-yard rushers in a postseason game in franchise history.

CAREER 100-YARD RUSHING GAMES

	Player	100-Yard Games
1.	Damien Williams (2018-19)	2
2t.	Wendell Hayes (1968-74)	1
	Barry Word (1990-92)	1
	Priest Holmes (2001-07)	1

POSTSEASON SUPERLATIVES

300-YARD PASSERS (5)

	Date	Opponent	Player	Att.	Comp.	Yds.	LG	TD	INT	Result
1.	12/31/94	Miami	Joe Montana	37	26	314	57t	2	1	L, 17-27
2.	1/4/14	@ Indianapolis	Alex Smith	46	30	378	79t	4	0	L, 44-45
3.	1/12/20	Houston	Patrick Mahomes	35	23	321	48	5	0	W, 51-31
4.	1/24/21	Buffalo	Patrick Mahomes	38	29	325	71	3	0	W, 38-24
5.	1/16/22	Pittsburgh	Patrick Mahomes	39	30	404	48t	5	1	W, 42-21

Note: The Chiefs have recorded five postseason games with an individual 300-yard passer. The club is 3-2 (.600) all-time in postseason games with a 300-yard passer.

CAREER 300-YARD PASSING GAMES

	Player	Games	Record
1.	Patrick Mahomes (2017-21)	3	3-0 (1.000)
2t.	Joe Montana (1993-94)	1	0-1 (.000)
	Alex Smith (2013-17)	1	0-1 (.000)

POSTSEASON OPPONENT SUPERLATIVES

OPPONENT SUPERLATIVES

100-YARD PASS RECEIVERS (13)

	Date	Opponent	Player	Rec.	Yds.	Avg.	LG	TD	Result
1.	1/1/67	@ Buffalo	Bobby Burnett	6	127	21.2	42	0	W, 31-7
2.	1/15/67	@ Green Bay	Max McGee	7	138	19.7	37t	2	L, 10-35
3.	1/11/70	Minnesota	John Henderson	7	111	15.9	28	0	W, 23-7
4.	12/25/71	Miami	Paul Warfield	7	140	20.0	35	0	L, 24-27 (2OT)
5.	1/5/92	@ Buffalo	Andre Reed	4	100	25.0	53t	2	L, 14-37
6.	1/6/07	@ Indianapolis	Dallas Clark	9	103	11.4	21	0	L, 8-23
7.	1/9/11	Baltimore	Todd Heap	10	108	10.8	21	0	L, 7-30
8.	1/4/14	@ Indianapolis	T.Y. Hilton	13	224	17.2	64t	2	L, 44-45
9.	1/16/16	@ New England	Julian Edelman	10	100	10.0	14	0	L, 20-27
10.	1/15/17	Pittsburgh	Antonio Brown	6	108	18.0	52	0	L, 16-18
11.	1/12/20	Houston	DeAndre Hopkins	9	118	13.1	38	0	W, 51-31
12.	1/23/22	Buffalo	Gabriel Davis	8	201	25.1	75t	4	W, 42-36 (OT)
13.	1/30/22	Cincinnati	Tee Higgins	6	103	17.2	44	0	L, 24-27 (OT)

100-YARD RUSHERS (11)

	Date	Opponent	Player	Att.	Yds.	Avg.	LG	TD	Result
1.	12/28/86	@ N.Y. Jets	Freeman McNeil	31	135	4.4	24	1	L, 15-35
2.	12/28/91	L.A. Raiders	Nick Bell	20	107	5.4	19	0	W, 10-6
3.	1/5/92	@ Buffalo	Thurman Thomas	22	100	4.5	19	0	L, 14-37
4.	1/2/93	@ San Diego	Marion Butts	15	119	7.9	54t	1	L, 0-17
5.	1/23/94	@ Buffalo	Thurman Thomas	33	186	5.6	33	3	L, 13-30
6.	1/4/98	Denver	Terrell Davis	25	101	4.0	41	2	L, 10-14
7.	1/11/04	Indianapolis	Edgerrin James	26	125	4.8	18	2	L, 31-38
8.	1/6/07	@ Indianapolis	Joseph Addai	25	122	4.9	14	1	L, 8-23
9.	1/15/17	Pittsburgh	Le'Veon Bell	30	170	5.7	38	0	L, 16-18
10.	1/6/18	Tennessee	Derrick Henry	23	156	6.8	35t	1	L, 21-22
11.	1/20/19	New England	Sony Michel	29	113	3.9	11	2	L, 31-37 (OT)

300-YARD PASSERS (8)

	Date	Opponent	Player	Att.	Comp.	Yds.	LG	TD	INT	Result
1.	12/22/68	@ Oakland	Daryle Lamonica	39	19	347	54t	5	0	L, 6-41
2.	1/16/94	@ Houston	Warren Moon	43	32	306	30	1	1	W, 28-20
3.	1/11/04	Indianapolis	Peyton Manning	30	22	304	38	3	0	L, 31-38
4.	1/4/14	@ Indianapolis	Andrew Luck	45	29	443	64t	4	3	L, 44-45
5.	1/16/16	@ New England	Tom Brady	42	28	302	42	2	0	L, 20-27
6.	1/20/19	New England	Tom Brady	46	30	348	30	1	2	L, 31-37 (OT)
7.	1/12/20	Houston	Deshaun Watson	52	31	388	54t	2	0	W, 51-31
8.	1/23/22	Buffalo	Josh Allen	37	27	329	75t	4	0	W, 42-36 (OT)

POSTSEASON ALL-TIME MISCELLANEOUS SCORES

ALL-TIME MISCELLANEOUS SCORES ALL-TIME DEFENSIVE SCORES

Date	Opponent	Defensive Score	Result
12/28/86 @	New York Jets	Safety, NYJ P Dave Jennings rushes out of end zone	L, 15-35

Notes: The Chiefs are 0-1 (.000) in games when producing a defensive score (TD or safety) in the postseason.

ALL-TIME SPECIAL TEAMS SCORES

Date	Opponent	Special Teams Score	Result
12/28/86 @	New York Jets	Albert Lewis, blocked punt recovery in end zone	L, 15-35
1/11/04	Indianapolis	Dante Hall, 92-yard kickoff return	L, 31-38
1/9/16 @	Houston	Knile Davis, 106-yard kickoff return	W, 30-0

Notes: The Chiefs are 1-2 (.333) in games when producing a special teams score (TD or safety) in the postseason.

ALL-TIME SHUTOUTS

Date	Opponent	Score
1/9/16 @	Houston	30-0

ALL-TIME OPPONENT SHUTOUTS

Date	Opponent	Score
1/2/93 @	San Diego Chargers	0-17

Note: The Chiefs have produced one postseason shutout. Kansas City has been shutout only once in the postseason.

ALL-TIME TWO-POINT CONVERSIONS

Date	Opponent	Two-Point Play	Result
1/6/07 @	Indianapolis	Kris Wilson pass from Trent Green	L, 8-23

YEAR-BY-YEAR TWO POINT CONVERSIONS/ATTEMPTS

2006	1/1
2016	0/1

Total Conversions: 1

Total Attempts: 2

Conversion Pct.: .500

POSTSEASON CAREER LEADERS

CAREER LEADERS GAMES PLAYED

(Includes all players with 10 postseason games played)

	Player	Games Played
1t.	Travis Kelce (2013-21)	15
	Daniel Sorensen (2014-21)	15
	James Winchester (2015-21)	15
4t.	Tyreek Hill (2016-21)	13
	Demarcus Robinson (2016-21)	13
	Anthony Sherman (2013-20)	13
7t.	Harrison Butker (2017-21)	12
	Dustin Colquitt (2005-19)	12
	Chris Jones (2016-21)	12
10t.	Eric Fisher (2013-20)	11
	Anthony Hitchens (2018-21)	11
	Patrick Mahomes (2017-21)	11
	Ben Niemann (2018-21)	11
	Derrick Nnadi (2018-21)	11
	Charvarius Ward (2018-21)	11
16t.	John Alt (1984-96)	10
	Tim Grunhard (1990-00)	10
	Dave Szott (1990-00)	10
	Derrick Thomas (1989-99)	10

RUSHING

(All players with more than 200 postseason rushing yards)

	Player	No.	Yds.	Avg.	TD
1.	Marcus Allen (1993-97)	100	386	3.9	3
2.	Damien Williams (2018-19)	81	355	4.4	6
3.	Patrick Mahomes (2017-21)	55	323	5.9	5
4.	Wendell Hayes (1968-74)	51	208	4.1	1

POSTSEASON CAREER LEADERS

RECEPTIONS

(All players with more than 20 postseason receptions)

	Player	No.	Yds.	Avg.	TD
1.	Travis Kelce (2013-21)	106	1,291	12.2	12
2.	Tyreek Hill (2016-21)	84	1,081	12.9	5
3t.	J.J. Birden (1990-94)	27	363	13.4	2
	Otis Taylor (1965-75)	27	481	17.8	2
5.	Sammy Watkins (2018-20)	25	477	19.1	1
6t.	Keith Cash (1992-96)	21	266	12.7	1
	Damien Williams (2018-19)	21	185	8.8	4
8.	Mecole Hardman (2019-21)	20	216	10.8	2

RECEIVING YARDS

(All players with more than 200 postseason receptions)

	Player	Yds.	No.	Avg.	TD
1.	Travis Kelce (2013-21)	1,291	106	12.2	12
2.	Tyreek Hill (2016-21)	1,081	84	12.9	5
3.	Otis Taylor (1965-75)	481	27	17.8	2
4.	Sammy Watkins (2018-20)	477	25	19.1	1
5.	J.J. Birden (1990-94)	363	27	13.4	2
6.	Keith Cash (1992-96)	266	21	12.7	1
7.	Willie Davis (1991-95)	239	16	14.9	1
8.	Demarcus Robinson (2016-21)	220	14	15.7	1
9.	Mecole Hardman (2019-21)	216	20	10.8	2

PASSING

(All players with more than 1,000 postseason passing yards)

	Player	Att.	Comp.	Yds.	Pct.	TD	INT
1.	Patrick Mahomes (2017-21)	423	280	3,381	.662	28	7
2.	Len Dawson (1962-75)	188	107	1,497	.569	7	8
3.	Alex Smith (2013-17)	185	120	1,250	.649	9	2
4.	Joe Montana (1993-94)	141	85	1,014	.603	6	4

POSTSEASON CAREER LEADERS

SCORING

(All players with 20 or more postseason points)

	Player	TD	FG	PAT	2 Pt.	Total
1.	Harrison Butker (2017-21)	0	15	44	0	89
2.	Travis Kelce (2013-21)	12	0	0	0	72
3.	Damien Williams (2018-19)	10	0	0	0	60
4.	Nick Lowery (1980-93)	0	8	13	0	37
5.	Tyreek Hill (2016-21)	6	0	0	0	36
6.	Jan Stenerud (1967-79)	0	9	8	0	35
7.	Patrick Mahomes (2017-21)	5	0	0	0	30
8.	Cairo Santos (2014-17)	0	6	6	0	24

TOUCHDOWNS

(All players with 3 or more postseason touchdowns)

	Player	Rec.	Rush.	Return	Total
1.	Travis Kelce (2013-21)	12	0	0	12
2.	Damien Williams (2018-19)	4	6	0	10
3.	Tyreek Hill (2016-21)	5	1	0	6
4.	Patrick Mahomes (2017-21)	0	5	0	5
5t.	Marcus Allen (1993-97)	0	3	0	3
	Knile Davis (2013-16)	1	1	1	3
	Mike Garrett (1966-70)	0	3	0	3
	Mecole Hardman (2019-21)	2	1	0	3
	Byron Pringle (2018-21)	3	0	0	3

POSTSEASON CAREER LEADERS

INTERCEPTIONS

(All players with 2 or more postseason touchdowns)

	Player	No.	Yds.	Avg.	TD
1.	Emmitt Thomas (1966-78)	5	101	20.2	0
2.	Johnny Robinson (1960-71)	4	131	32.8	0
3t.	Deron Cherry (1981-91)	3	47	15.7	0
	Jim Marsalis (1969-75)	3	65	21.7	0
5t.	Husain Abdullah(2013-15)	2	5	2.5	0
	Eric Berry (2010-18)	2	0	0.0	0
	Eric Everett (1991)	2	38	19.0	0
	Willie Lanier (1967-77)	2	26	13.0	0
	Ty Law (2006-07)	2	43	21.5	0
	Lonnie Marts (1991-93)	2	19	9.5	0
	Marcus Peters (2015-17)	2	30	15.0	0

SACKS

(All players with 2.0 ore more postseason sacks)

1.	8.0	Frank Clark	2019-21
2t.	6.5	Neil Smith	1988-96
	6.5	Derrick Thomas	1989-99
4.	4.0	Justin Houston	2011-18
5t.	3.0	Tanoh Kpassagnon	2017-20
	3.0	Albert Lewis	1983-93
7t.	2.0	Allen Bailey	2011-18
	2.0	Martin Bayless	1992-93, 1995-96
	2.0	Tamba Hali	2006-17
	2.0	Melvin Ingram	2021
	2.0	Joe Phillips	1992-97
	2.0	L'Jarius Sneed	2020-21
	2.0	Bennie Thompson	1992-93

TACKLES

(All players with 40 or more postseason tackles)

1.	77	Daniel Sorensen	2014-21
2.	62	Anthony Hitchens	2018-21
3.	54	Charvarius Ward	2018-21
4.	42	Eric Berry	2010-18
5.	41	L'Jarius Sneed	2020-21
6t.	40	Derrick Johnson	2005-17
	40	Tyrann Mathieu	2019-21

POSTSEASON CAREER LEADERS

PUNTING

(All players with 10 or more postseason punts; Sorted by average)

	Player	No.	Yds.	Avg.
1.	Dustin Colquitt (2005-19)	43	1,938	45.1
2.	Jerrel Wilson (1963-77)	39	1,693	43.4
3.	Bryan Barker (1990-93)	38	1,613	42.4
4.	Tommy Townsend (2020-21)	14	586	41.9
5.	Louie Aguiar (1994-98)	11	459	41.7

PUNT RETURNING

(All players with 10 or more postseason punt returns; Sorted by average)

	Player	No.	Yds.	Avg.	TD
1.	Mike Garrett (1966-70)	11	73	6.6	0
2.	Tyreek Hill (2016-21)	12	40	3.3	0

KICKOFF RETURNING

(All players with 10 or more postseason kickoff returns; Sorted by average)

	Player	No.	Yds.	Avg.	TD
1.	Dante Hall (2000-06)	10	266	26.6	1
2.	Byron Pringle (2018-21)	10	243	24.3	0
3.	Mecole Hardman (2019-21)	14	312	22.3	0
4.	John Stephens (1993)	10	199	19.9	0

POSTSEASON LONGEST PLAYS

LONGEST PLAYS

RUSHING

Player (Opponent, Date)	Yards
1. Mecole Hardman (vs. Buffalo, 1/24/21)	50
2. Priest Holmes (vs. Indianapolis, 1/11/04)	48
3. Jamaal Charles (vs. Baltimore, 1/9/11)	41 (TD)
4. Damien Williams (vs. San Francisco, 2/2/20)	38 (TD)
5. Tyreek Hill (vs. Indianapolis, 1/12/19)	36 (TD)
6. Patrick Mahomes (vs. Buffalo, 1/23/22)	34
7. Patrick Mahomes (vs. Tennessee, 1/19/20)	27 (TD)
8. Clyde Edwards-Helaire (at Tampa Bay, 2/7/21)	26
Damien Williams (vs. Houston, 1/12/20)	26
10. Mecole Hardman (vs. Buffalo, 1/23/22)	25 (TD)

PASSING

Player (Opponent, Date)	Yards
1. Alex Smith - Donnie Avery (at Indianapolis, 1/4/14)	79 (TD)
2. Patrick Mahomes - Tyreek Hill (vs. Buffalo, 1/24/21)	71
3. Patrick Mahomes - Tyreek Hill (vs. Buffalo, 1/23/22)	64 (TD)
4. Alex Smith - Dwayne Bowe (at Indianapolis, 1/4/14)	63
5. Patrick Mahomes - Sammy Watkins (vs. Tennessee, 1/19/20)	60 (TD)
6. Joe Montana - Kimble Anders (at Miami, 12/31/94)	57 (TD)
7. Patrick Mahomes - Sammy Watkins (vs. New England, 1/20/19)	54
8. Elvis Grbac - Joe Horn (vs. Denver, 1/4/98)	50

INTERCEPTION RETURNS

Player (Opponent, Date)	Yards
1. Ty Law (at Indianapolis, 1/6/07)	43
2. Rashad Fenton (vs. Buffalo, 1/24/21)	30
3. Deron Cherry (vs. L.A. Raiders, 12/28/91)	29
4. Marcus Peters (vs. Tennessee, 1/6/18)	28
5. Daniel Sorensen (vs. New England, 1/20/19)	24
6. Eric Everett (vs. L.A. Raiders, 12/28/91)	23
7. Josh Mauga (at Houston, 1/9/16)	20

POSTSEASON LONGEST PLAYS

FUMBLE RETURNS

Player (Opponent, Date)	Yards
1. Darwin Thompson (vs. Houston, 1/23/20)	18
2. Justin Houston (at Indianapolis, 1/4/14)	7
3. Johnny Robinson (vs. Minnesota, 1/11/70)	2

PUNT RETURNS

Player (Opponent, Date)	Yards
1. Mecole Hardman (vs. Pittsburgh, 1/16/22)	48
2. Tyreek Hill (vs. Buffalo, 1/23/22)	45

KICKOFF RETURNS

Player (Opponent, Date)	Yards
1. Knile Davis (at Houston, 1/9/16)	106 (TD)
2. Dante Hall (vs. Indianapolis, 1/11/04)	92 (TD)
3. Mecole Hardman (vs. Houston, 1/12/20)	58

PUNTS

Player (Opponent, Date)	Yards
1. Dustin Colquitt (at Indianapolis, 1/6/07)	66
2. Louie Aguiar (vs. Denver, 1/4/98)	62
3. Jerrel Wilson (at Green Bay, 1/15/67)	61
4. Dustin Colquitt (vs. New England, 1/20/19)	59
Jerrel Wilson (vs. Minnesota, 1/11/70)	59
6. Jerrel Wilson (at Oakland, 12/22/68)	58
7. Tommy Townsend (vs. Cincinnati, 1/30/22)	57
8. Dustin Colquitt (at Houston, 1/9/16)	56
Jerrel Wilson (at Oakland, 1/4/70)	56

FIELD GOALS

(Includes All FGs of 45+ Yards)

Player (Opponent, Date)	Yards
1. Harrison Butker (at Tampa Bay, 2/7/21)	52
2. Harrison Butker (vs. Cleveland, 1/17/21)	50
3. Harrison Butker (at Buffalo, 1/23/22)	49
Cairo Santos (at Houston, 1/9/16)	49
5. Cairo Santos (vs. Pittsburgh, 1/15/17)	48
Jan Stenerud (vs. Minnesota, 1/11/70)	48
7. Harrison Butker (vs. Buffalo, 1/24/21)	45

POSTSEASON BIG YARDAGE DAYS

BIG YARDAGE DAYS

RUSHING

(Includes all players with 150 rushing yards)

Player (Opponent, Date)	Yds.
1. Preist Holmes (vs. Indianapolis, 1/11/04)	176

PASSING

(Includes all players with 350 passing yards)

Player (Opponent, Date)	Yds.
1. Patrick Mahomes (vs. Pittsburgh, 1/16/22)	404
2t. Patrick Mahomes (vs. Buffalo, 1/23/22)	378
Alex Smith (at Indianapolis, 1/4/14)	378

RECEIVING

(Includes all players with 150 receiving yards)

Player (Opponent, Date)	Yds.
1. Tyreek Hill - 9 rec. (vs. Buffalo, 1/24/21)	172
2t. Dwayne Bowe - 8 rec. (at Indianapolis, 1/4/14)	150
Tyreek Hill - 11rec. (vs. Buffalo, 1/23/22)	150

POSTSEASON CHIEFS RECORD WHEN...

CHIEFS POSTSEASON RECORD WHEN... (ALL-TIME, THROUGH 2021)

Postseason:	17-21-0 (.447)	Home:	9-9 (.500)
In Overtime Games:	2-2 (.500)	Cotton Bowl:	0-0 (.000)
In Wild Card Games*:	4-8 (.333)	Municipal Stadium:	0-1 (.000)
In Divisional Games*:	5-7 (.417)	GEHA Field at Arrowhead Stadium:	9-8 (.529)
In Championship Games:	2-3 (.400)	Away:	6-10 (.375)
In Super Bowls:	2-2 (.500)	Neutral Site:	2-2 (.500)

*Since 1970

CHIEFS POSTSEASON RECORD WHEN... (ALL-TIME, THROUGH 2021)

Postseason:	17-21	Scoring first:	7-9
Home:	9-9	Scoring on first drive:	5-9
Away:	6-10	Opponent scores on first drive:	9-8
Neutral Site:	2-2	Outcome three points or less:	2-7
Outdoors:	16-19	Outcome seven points or less:	6-11
Indoors:	1-2	Playing in overtime:	3-3
On grass:	13-15	Leading at half:	11-4
On artificial turf:	4-6	Trailing at half:	2-14
Scoring fewer than 10 points:	0-6	Tied at half:	4-3
Scoring 10 points or more:	17-14	Leading after three quarters:	14-4
Scoring 20 points or more:	14-6	Trailing after three quarters:	3-15
Scoring 30 points or more:	9-3	Tied after three quarters:	0-2
Allowing 10 points or less:	6-1	Positive turnover margin:	7-5
Allowing 20 points or less:	10-5	Negative turnover margin:	2-14
Allowing 30 points or less:	15-13	Even turnover margin:	8-2
Allowing more than 30 points:	2-8		

CHIEFS POSTSEASON RECORD WHEN PRODUCING... (Through 2021)

	1960-21 Record	1960-21 Two or More
100-Yard Receiver	9-7 (.563)	2-1 (.667)
100-Yard Rusher	3-2 (.600)	0-0 (.000)
300-Yard Passer	4-1 (.800)	0-0-0 (.000)

CHIEFS POSTSEASON RECORD WHEN ALLOWING... (Through 2021)

	1960-21 Record	1960-21 Two or More
100-Yard Receiver	3-10 (.231)	0-0 (.000)
100-Yard Rusher	1-10 (.091)	0-0 (.000)
300-Yard Passer	3-5 (.375)	0-0 (.000)

NEW SECTION #113

GAME-WINNING FIELD GOALS

Of the 47 game-winning field goals in franchise annals, the biggest was a 25-yard kick by K Tommy Brooker that ended the second-longest game in pro football history. Brooker's FG concluded the 1962 AFL Championship Game with an elapsed time of 77:54 as the Dallas Texans claimed a 20-17 win at Houston (12/13/62). Brooker received a celebratory postgame escort off the field from TE Fred Arbanas (#84) and DB Bobby Hunt (#20). Among the nine other kickers to hit a game-winning kick for Kansas City, K Nick Lowery booted a team-record 14 game-winning FGs, while K Harrison Butker owns the longest kick to ever win a game for the Chiefs, a 58-yard effort at the Los Angeles Chargers (9/20/20), which occurred after making a 53-yard FG that was nullified by a false start, and after making a 58-yard FG that was nullified by a Chargers timeout prior to the attempt.

Date	Opp.	Kicker	Length	Final Score	Date	Opp.	Kicker	Length	Final Score
10/21/62	NYT	Brooker	42	20-17	11/16/97	DEN	Stoyanovich	54	24-22
12/23/62	@ HOU	Brooker	25	20-17 2 OT*	11/28/99	@ OAK	Stoyanovich	44	37-34
12/7/69	BUF	Stenerud	25	22-19	12/12/99	MIN	Stoyanovich	38	31-28
12/12/71	OAK	Stenerud	10	16-14	12/10/00	CAR	Peterson	33	15-14
9/25/72	@ NO	Stenerud	22	20-17	12/16/01	DEN	Peterson	32	26-23 OT
10/7/73	DEN	Stenerud	39	16-14	9/8/02	@ CLE	Andersen	30	40-39
10/19/75	@ SD	Stenerud	27	12-10	12/22/02	SD	Husted	38	24-22
11/23/75	DET	Stenerud	26	24-21 OT	11/23/03	OAK	Andersen	35	27-24
10/17/76	@ MIA	Stenerud	34	20-17 OT	12/25/04	OAK	Tynes	38	31-30
12/9/79	@ BALT	Stenerud	43	10-7	10/8/06	@ ARZ	Tynes	19	23-20
10/26/80	DET	Lowery	40	20-17	10/22/06	SD	Tynes	53	30-27
10/23/83	@ HOU	Lowery	41	13-10 OT	11/22/09	PIT	Succop	22	27-24 OT
12/2/84	DEN	Lowery	42	16-13	10/31/10	BUF	Succop	35	13-10 OT
9/28/86	@ BUF	Lowery	46	20-17	10/23/11	SD	Succop	30	23-20 OT
11/2/86	@ SD	Lowery	37	24-23	9/23/12	@ NO	Succop	31	27-24 OT
11/13/88	CIN	Lowery	39	31-28	10/19/17	@ SD	Santos	48	23-20
11/20/88	SEA	Lowery	40	27-24	11/13/16	@ CAR	Santos	37	20-17
12/24/89	@ MIA	Lowery	41	27-24	11/27/16	@ DEN	Santos	34	30-27 OT
12/4/90	RAI	Lowery	41	9-7	12/31/17 @ DEN Butker	30	27-24		
12/23/90	@ SD	Lowery	32	24-21	11/3/19 MIN Butker	44	26-23		
12/8/91	SD	Lowery	18	20-17 OT	9/20/20 @ LAC Butker	58	23-20 OT		
11/8/92	SD	Lowery	36	16-14					
10/10/93	CIN	Lowery	37	17-15					
1/8/94	PIT	Lowery	32	27-24 OT					
9/10/95	NYG	Elliott	23	20-17 OT					
9/28/97	SEA	Stoyanovich	41	20-17 OT					

*AFL Championship Game