

# 2022 MEDIA GUIDE





# TABLE OF CONTENTS

TABLE OF CONTENTS  
TABLE OF CONTENTS  
TABLE OF CONTENTS  
TABLE OF CONTENTS

2022 NFL Schedule .....	3
2022 Steelers Schedule .....	4
2021 NFL Standings & Results .....	5
Ownership Group .....	6
Staff Directory .....	7
2021 Community Impact Report .....	8
Acrisure Stadium .....	48
Steelers Stadiums .....	49
Staff .....	51-82
Players .....	84-308
Roster/Alphabetical .....	309
Roster/Numerical .....	310
Roster/Positional .....	311
Roster/How Built .....	312
2021 Season in Review .....	313
Steelers History .....	367
Records .....	513

## Communications Team



**Burt Lauten**

Senior Director Of Communications



**Michael Bertsch**

Communications Manager

**Angela Tegnella**

Communications Coordinator



**Mackaiya Cherry**

Communications Assistant/Social Media

**Emily Mears**

Communications Intern



<b>WEEK 1</b>		L.A. Chargers at Cleveland	01:00pm	<b>THURSDAY, NOVEMBER 10</b>	Minnesota at Detroit	01:00pm
<b>THURSDAY, SEPTEMBER 8</b>		Miami at N.Y. Jets	01:00pm	(Byes: Baltimore, Cincinnati, New England, N.Y. Jets)	N.Y. Jets at Buffalo	01:00pm
Buffalo at L.A. Rams	08:20pm	Seattle at New Orleans	01:00pm	Atlanta at Carolina	Philadelphia at N.Y. Giants	01:00pm
<b>SUNDAY, SEPTEMBER 11</b>		Tennessee at Washington	01:00pm	<b>SUNDAY, NOVEMBER 13</b>	Miami at L.A. Chargers	04:05pm
<b>Pittsburgh at Cincinnati</b>	<b>01:00pm</b>	San Francisco at Carolina	04:05pm	Seattle at Tampa Bay	Carolina at Seattle	04:25pm
Baltimore at N.Y. Jets	01:00pm	Dallas at L.A. Rams	04:25pm	New Orleans at Pittsburgh	Tampa Bay at San Francisco	04:25pm
Cleveland at Carolina	01:00pm	Philadelphia at Arizona	04:25pm	Cleveland at Miami	Kansas City at Denver*	08:20pm
Indianapolis at Houston	01:00pm	Cincinnati at Baltimore*	08:20pm	Denver at Tennessee	<b>MONDAY, DECEMBER 12</b>	
Jacksonville at Washington	01:00pm	<b>MONDAY, OCTOBER 10</b>		Minnesota at Buffalo	New England at Arizona	08:15pm
New England at Atlanta	01:00pm	Las Vegas at Kansas City	08:15pm	Detroit at Chicago	<b>WEEK 15</b>	
Philadelphia at Detroit	01:00pm	<b>WEEK 6</b>		Houston at N.Y. Giants	<b>THURSDAY, DECEMBER 15</b>	
San Francisco at Chicago	01:00pm	<b>THURSDAY, OCTOBER 13</b>		Jacksonville at Kansas City	San Francisco at Seattle	08:15pm
Green Bay at Minnesota	04:25pm	(Byes: Detroit, Houston, Las Vegas, Tennessee)		Minnesota at Buffalo	<b>SUNDAY, DECEMBER 18</b>	
Kansas City at Arizona	04:25pm	Washington at Chicago	08:15pm	Indianapolis at Las Vegas	<b>Pittsburgh at Carolina</b>	<b>01:00pm</b>
Las Vegas at L.A. Chargers	04:25pm	<b>SUNDAY, OCTOBER 16</b>		Arizona at L.A. Rams	Dallas at Jacksonville	01:00pm
N.Y. Giants at Tennessee	04:25pm	<b>Tampa Bay at Pittsburgh</b>	<b>01:00pm</b>	Dallas at Green Bay	Detroit at N.Y. Jets	01:00pm
Tampa Bay at Dallas	08:20pm	Baltimore at N.Y. Giants	01:00pm	L.A. Chargers at San Francisco*	Kansas City at Houston	01:00pm
<b>MONDAY, SEPTEMBER 12</b>		Cincinnati at New Orleans	01:00pm	<b>MONDAY, NOVEMBER 14</b>	Philadelphia at Chicago	01:00pm
Denver at Seattle	08:15pm	Jacksonville at Indianapolis	01:00pm	Washington at Philadelphia	Atlanta at New Orleans	04:00pm
<b>WEEK 2</b>		Minnesota at Miami	01:00pm	<b>WEEK 11</b>	Baltimore at Cleveland	04:00pm
<b>THURSDAY, SEPTEMBER 15</b>		N.Y. Jets at Green Bay	01:00pm	<b>THURSDAY, NOVEMBER 17</b>	Indianapolis at Minnesota	04:00pm
L.A. Chargers at Kansas City	08:15pm	New England at Cleveland	01:00pm	(Byes: Miami, Jacksonville, Seattle, Tampa Bay)	Miami at Buffalo	04:00pm
<b>SUNDAY, SEPTEMBER 18</b>		San Francisco at Atlanta	01:00pm	Tennessee at Green Bay	N.Y. Giants at Washington	04:00pm
<b>New England at Pittsburgh</b>	<b>01:00pm</b>	Arizona at Seattle	04:05pm	<b>SUNDAY, NOVEMBER 20</b>	Arizona at Denver	04:05pm
Carolina at N.Y. Giants	01:00pm	Carolina at L.A. Rams	04:05pm	Carolina at Baltimore	Cincinnati at Tampa Bay	04:25pm
Indianapolis at Jacksonville	01:00pm	Buffalo at Kansas City	04:25pm	Chicago at Atlanta	Tennessee at L.A. Chargers	04:25pm
Miami at Baltimore	01:00pm	Dallas at Philadelphia*	08:20pm	Cleveland at Buffalo	New England at Las Vegas*	08:20pm
N.Y. Jets at Cleveland	01:00pm	<b>MONDAY, OCTOBER 17</b>		Detroit at N.Y. Giants	<b>MONDAY, DECEMBER 19</b>	
Tampa Bay at New Orleans	01:00pm	Denver at L.A. Chargers	08:15pm	L.A. Rams at New Orleans	L.A. Rams at Green Bay	08:15pm
Washington at Detroit	01:00pm	<b>WEEK 7</b>		N.Y. Jets at New England	<b>WEEK 16</b>	
Atlanta at L.A. Rams	04:05pm	<b>THURSDAY, OCTOBER 20</b>		Philadelphia at Indianapolis	<b>THURSDAY, DECEMBER 22</b>	
Seattle at San Francisco	04:05pm	(Byes: Buffalo, Minnesota, Philadelphia, L.A. Rams)		Washington at Houston	Jacksonville at N.Y. Jets	08:15pm
Arizona at Las Vegas	04:25pm	New Orleans at Arizona	08:15pm	Las Vegas at Denver	<b>SATURDAY, DECEMBER 24</b>	
Cincinnati at Dallas	04:25pm	<b>SUNDAY, OCTOBER 23</b>		Dallas at Minnesota	Atlanta at Baltimore	01:00pm
Houston at Denver	04:25pm	Atlanta at Cincinnati	01:00pm	Kansas City at L.A. Chargers	Buffalo at Chicago	01:00pm
Chicago at Green Bay	08:20pm	Cleveland at Baltimore	01:00pm	<b>Cincinnati at Pittsburgh*</b>	Cincinnati at New England	01:00pm
<b>MONDAY, SEPTEMBER 19</b>		Detroit at Dallas	01:00pm	San Francisco at Arizona	Houston at Tennessee	01:00pm
Tennessee at Buffalo	07:15pm	Green Bay at Washington	01:00pm	<b>WEEK 12</b>	N.Y. Giants at Minnesota	01:00pm
Minnesota at Philadelphia	08:30pm	Indianapolis at Tennessee	01:00pm	<b>THURSDAY, NOVEMBER 24</b>	New Orleans at Cleveland	01:00pm
<b>WEEK 3</b>		N.Y. Giants at Jacksonville	01:00pm	Buffalo at Detroit	Seattle at Kansas City	01:00pm
<b>THURSDAY, SEPTEMBER 22</b>		Tampa Bay at Carolina	01:00pm	N.Y. Giants at Dallas	Washington at San Francisco	04:05pm
<b>Pittsburgh at Cleveland</b>	<b>08:15pm</b>	Houston at Las Vegas	04:05pm	New England at Minnesota	Philadelphia at Dallas	04:25pm
Baltimore at New England	01:00pm	N.Y. Jets at Denver	04:05pm	<b>SUNDAY, NOVEMBER 27</b>	<b>Las Vegas at Pittsburgh</b>	<b>08:15pm</b>
Cincinnati at Miami	01:00pm	Kansas City at San Francisco	04:25pm	Atlanta at Washington	Green Bay at Miami	01:00pm
Buffalo at N.Y. Jets	01:00pm	Seattle at L.A. Chargers	04:25pm	Baltimore at Jacksonville	Denver at L.A. Rams	04:30pm
Detroit at Minnesota	01:00pm	<b>Pittsburgh at Miami*</b>	<b>08:20pm</b>	Chicago at N.Y. Jets	Tampa Bay at Arizona*	08:20pm
Houston at Chicago	01:00pm	<b>MONDAY, OCTOBER 24</b>		Cincinnati at Tennessee	<b>MONDAY, DECEMBER 26</b>	
Kansas City at Indianapolis	01:00pm	Chicago at New England	08:15pm	Denver at Carolina	L.A. Chargers at Indianapolis	08:15pm
Las Vegas at Tennessee	01:00pm	<b>WEEK 8</b>		Houston at Miami	<b>WEEK 17</b>	
New Orleans at Carolina	01:00pm	<b>THURSDAY, OCTOBER 27</b>		Tampa Bay at Cleveland	<b>THURSDAY, DECEMBER 29</b>	
Philadelphia at Washington	01:00pm	(Byes: Kansas City, L.A. Chargers)		L.A. Chargers at Arizona	Dallas at Tennessee	08:15pm
Jacksonville at L.A. Chargers	04:05pm	Baltimore at Tampa Bay	08:15pm	Las Vegas at Seattle	<b>SUNDAY, JANUARY 1</b>	
Atlanta at Seattle	04:25pm	<b>SUNDAY, OCTOBER 30</b>		L.A. Rams at Kansas City	<b>Pittsburgh at Baltimore</b>	<b>01:00pm</b>
Green Bay at Tampa Bay	04:25pm	Denver at Jacksonville	09:30am	New Orleans at San Francisco	Arizona at Atlanta	01:00pm
L.A. Rams at Arizona	04:25pm	<b>Pittsburgh at Philadelphia</b>	<b>01:00pm</b>	Green Bay at Philadelphia*	Carolina at Tampa Bay	01:00pm
San Francisco at Denver	08:20pm	Arizona at Minnesota	01:00pm	<b>MONDAY, NOVEMBER 28</b>	Chicago at Detroit	01:00pm
<b>MONDAY, SEPTEMBER 26</b>		Carolina at Atlanta	01:00pm	<b>Pittsburgh at Indianapolis</b>	Cleveland at Washington	01:00pm
Dallas at N.Y. Giants	08:15pm	Chicago at Dallas	01:00pm	<b>WEEK 13</b>	Denver at Kansas City	01:00pm
<b>WEEK 4</b>		Las Vegas at New Orleans	01:00pm	<b>THURSDAY, DECEMBER 1</b>	Indianapolis at N.Y. Giants	01:00pm
<b>THURSDAY, SEPTEMBER 29</b>		Miami at Detroit	01:00pm	(Byes: Arizona, Carolina)	Jacksonville at Houston	01:00pm
Miami at Cincinnati	08:15pm	New England at N.Y. Jets	01:00pm	Buffalo at New England	Miami at New England	01:00pm
<b>SUNDAY, OCTOBER 2</b>		Tennessee at Houston	04:05pm	<b>SUNDAY, DECEMBER 4</b>	New Orleans at Philadelphia	01:00pm
Minnesota at New Orleans	09:30am	N.Y. Giants at Seattle	04:25pm	<b>Pittsburgh at Atlanta</b>	N.Y. Jets at Seattle	04:05pm
N.Y. Jets at Pittsburgh	<b>01:00pm</b>	San Francisco at L.A. Rams	04:25pm	Cleveland at Houston	Minnesota at Las Vegas	04:05pm
Buffalo at Baltimore	01:00pm	Washington at Indianapolis	04:25pm	Denver at Baltimore	San Francisco at Green Bay	04:25pm
Chicago at N.Y. Giants	01:00pm	Green Bay at Buffalo*	08:20pm	Green Bay at Chicago	L.A. Rams at L.A. Chargers*	08:20pm
Cleveland at Atlanta	01:00pm	<b>MONDAY, OCTOBER 31</b>		Jacksonville at Detroit	<b>MONDAY, JANUARY 2</b>	
Jacksonville at Philadelphia	01:00pm	Cincinnati at Cleveland	08:15pm	N.Y. Jets at Minnesota	Buffalo at Cincinnati	08:15pm
L.A. Chargers at Houston	01:00pm	<b>WEEK 9</b>		Tennessee at Philadelphia	<b>WEEK 18</b>	
Seattle at Detroit	01:00pm	<b>THURSDAY, NOVEMBER 3</b>		Washington at N.Y. Giants	<b>SUNDAY, JANUARY 8</b>	
Tennessee at Indianapolis	01:00pm	(Byes: Cleveland, Dallas, Denver, N.Y. Giants, Pittsburgh, San Francisco)		Miami at San Francisco	Cleveland at Pittsburgh	04:00pm
Washington at Dallas	01:00pm	Philadelphia at Houston	08:15pm	Seattle at L.A. Rams	Arizona at San Francisco	04:00pm
Arizona at Carolina	04:05pm	<b>SUNDAY, NOVEMBER 6</b>		Kansas City at Cincinnati	Baltimore at Cincinnati	04:00pm
Denver at Las Vegas	04:25pm	Buffalo at N.Y. Jets	01:00pm	L.A. Chargers at Las Vegas	Carolina at New Orleans	04:00pm
New England at Green Bay	04:25pm	Carolina at Cincinnati	01:00pm	Indianapolis at Dallas*	Dallas at Washington	04:00pm
Kansas City at Tampa Bay	08:20pm	Green Bay at Detroit	01:00pm	<b>MONDAY, DECEMBER 5</b>	Detroit at Green Bay	04:00pm
<b>WEEK 5</b>		Indianapolis at New England	01:00pm	New Orleans at Tampa Bay	Houston at Indianapolis	04:00pm
<b>THURSDAY, OCTOBER 6</b>		L.A. Chargers at Atlanta	01:00pm	<b>WEEK 14</b>	Kansas City at Las Vegas	04:00pm
L.A. Rams at San Francisco	08:15pm	Las Vegas at Jacksonville	01:00pm	<b>THURSDAY, DECEMBER 8</b>	L.A. Rams at Seattle	04:00pm
<b>THURSDAY, OCTOBER 6</b>		Miami at Chicago	01:00pm	(Byes: Atlanta, Chicago, Green Bay, Indianapolis, New Orleans, Washington)	Minnesota at Chicago	04:00pm
Indianapolis at Denver	08:15pm	Minnesota at Washington	01:00pm	Las Vegas at L.A. Rams	N.Y. Giants at Philadelphia	04:00pm
<b>SUNDAY, OCTOBER 9</b>		Seattle at Arizona	04:05pm	<b>SUNDAY, DECEMBER 11</b>	N.Y. Jets at Miami	04:00pm
N.Y. Giants at Green Bay	09:30am	L.A. Rams at Tampa Bay	04:25pm	<b>Baltimore at Pittsburgh</b>	New England at Buffalo	04:00pm
<b>Pittsburgh at Buffalo</b>	<b>01:00pm</b>	Tennessee at Kansas City*	08:20pm	Cleveland at Cincinnati	Tampa Bay at Atlanta	04:00pm
Atlanta at Tampa Bay	01:00pm	<b>MONDAY, NOVEMBER 7</b>		Houston at Dallas	Tennessee at Jacksonville	04:00pm
Chicago at Minnesota	01:00pm	Baltimore at New Orleans	08:15pm	Jacksonville at Tennessee		
Detroit at New England	01:00pm	<b>WEEK 10</b>				
Houston at Jacksonville	01:00pm					

\* Sunday night games in Weeks 5-16 subject to change



CAMERON HEYWARD

PRESEASON

GAME 1	Saturday, Aug. 13 7:00 P.M. (CBS/KDKA-TV)	Seattle <b>SEAHAWKS</b>
GAME 2	Saturday, Aug. 20 7:00 P.M. (CBS/KDKA-TV) <b>at</b>	Jacksonville <b>JAGUARS</b>
GAME 3	Sunday, Aug. 28 4:30 P.M. (CBS/KDKA-TV)	Detroit <b>LIONS</b>

REGULAR SEASON

WEEK 1	Sunday, Sept. 11 1:00 P.M. (CBS/KDKA-TV) <b>at</b>	Cincinnati <b>BENGALS</b>
WEEK 2	Sunday, Sept. 18 1:00 P.M. (CBS/KDKA-TV)	New England <b>PATRIOTS</b>
WEEK 3	Thursday, Sept. 22 8:15 P.M. (PRIME VIDEO*) <b>at</b>	Cleveland <b>BROWNS</b>
WEEK 4	Sunday, Oct. 2 1:00 P.M. (CBS/KDKA-TV)	New York <b>JETS</b>
WEEK 5	Sunday, Oct. 9* 1:00 P.M. (CBS/KDKA-TV) <b>at</b>	Buffalo <b>BILLS</b>
WEEK 6	Sunday, Oct. 16* 1:00 P.M. (FOX/WPXI-TV)	Tampa Bay <b>BUCCANEERS</b>
WEEK 7	Sunday, Oct. 23* 8:20 P.M. (NBC/WPXI-TV) <b>at</b>	Miami <b>DOLPHINS</b>
WEEK 8	Sunday, Oct. 30* 1:00 P.M. (CBS/KDKA-TV) <b>at</b>	Philadelphia <b>EAGLES</b>
WEEK 9	Sunday, Nov. 6 <b>BYE</b>	
WEEK 10	Sunday, Nov. 13* 1:00 P.M. (FOX/WPXI-TV)	New Orleans <b>SAINTS</b>
WEEK 11	Sunday, Nov. 20* 8:20 P.M. (NBC/WPXI-TV)	Cincinnati <b>BENGALS</b>
WEEK 12	Monday, Nov. 28 8:15 P.M. (ESPN/WTAE-TV) <b>at</b>	Indianapolis <b>COLTS</b>
WEEK 13	Sunday, Dec. 4* 1:00 P.M. (CBS/KDKA-TV) <b>at</b>	Atlanta <b>FALCONS</b>
WEEK 14	Sunday, Dec. 11* 1:00 P.M. (CBS/KDKA-TV)	Baltimore <b>RAVENS</b>
WEEK 15	Sunday, Dec. 18* 1:00 P.M. (CBS/KDKA-TV) <b>at</b>	Carolina <b>PANTHERS</b>
WEEK 16	Saturday, Dec. 24 8:15 P.M. (NFL NETWORK*)	Las Vegas <b>RAIDERS</b>
WEEK 17	Sunday, Jan. 1* 1:00 P.M. (CBS/KDKA-TV) <b>at</b>	Baltimore <b>RAVENS</b>
WEEK 18	Sat./Sun., Jan. 7-8* TBD (TBD)	Cleveland <b>BROWNS</b>

\*Times and TV network may change due to flexible scheduling. All times are Eastern. \*Simulcast will be available on local, over-the-air stations.

AMERICAN FOOTBALL CONFERENCE

EAST DIVISION												
TEAM	W	L	T	PCT	PF	PA	NET PTS	HOME	AWAY	CONF	DIV	STREAK
Buffalo Bills	11	6	0	.647	483	289	194	6-3-0	5-3-0	7-5-0	5-1-0	Won 4
New England Patriots	10	7	0	.588	462	303	159	4-5-0	6-2-0	8-4-0	3-3-0	Lost 1
Miami Dolphins	9	8	0	.529	341	373	-32	6-3-0	3-5-0	6-6-0	4-2-0	Won 1
New York Jets	4	13	0	.235	310	504	-194	3-6-0	1-7-0	4-8-0	0-6-0	Lost 2

NORTH DIVISION												
TEAM	W	L	T	PCT	PF	PA	NET PTS	HOME	AWAY	CONF	DIV	STREAK
Cincinnati Bengals	10	7	0	.588	460	376	84	5-4-0	5-3-0	8-4-0	4-2-0	Lost 1
<b>Pittsburgh Steelers</b>	<b>9</b>	<b>7</b>	<b>1</b>	<b>.559</b>	<b>343</b>	<b>398</b>	<b>-55</b>	<b>6-2-1</b>	<b>3-5-0</b>	<b>7-5-0</b>	<b>4-2-0</b>	<b>Won 2</b>
Cleveland Browns	8	9	0	.471	349	371	-22	6-3-0	2-6-0	5-7-0	3-3-0	Won 1
Baltimore Ravens	8	9	0	.471	387	392	-5	5-4-0	3-5-0	5-7-0	1-5-0	Lost 6

SOUTH DIVISION												
TEAM	W	L	T	PCT	PF	PA	NET PTS	HOME	AWAY	CONF	DIV	STREAK
Tennessee Titans	12	5	0	.706	419	354	65	7-2-0	5-3-0	8-4-0	5-1-0	Won 3
Indianapolis Colts	9	8	0	.529	451	365	86	4-5-0	5-3-0	7-5-0	3-3-0	Lost 2
Houston Texans	4	13	0	.235	280	452	-172	2-7-0	2-6-0	4-8-0	3-3-0	Lost 2
Jacksonville Jaguars	3	14	0	.176	253	457	-204	3-6-0	0-8-0	3-9-0	1-5-0	Won 1

WEST DIVISION												
TEAM	W	L	T	PCT	PF	PA	NET PTS	HOME	AWAY	CONF	DIV	STREAK
Kansas City Chiefs	12	5	0	.706	480	364	116	7-2-0	5-3-0	7-5-0	5-1-0	Won 1
Las Vegas Raiders	10	7	0	.588	374	439	-65	5-4-0	5-3-0	8-4-0	3-3-0	Won 4
Los Angeles Chargers	9	8	0	.529	474	459	15	5-4-0	4-4-0	6-6-0	3-3-0	Lost 1
Denver Broncos	7	10	0	.412	335	322	13	4-5-0	3-5-0	3-9-0	1-5-0	Lost 4

NATIONAL FOOTBALL CONFERENCE

EAST DIVISION												
TEAM	W	L	T	PCT	PF	PA	NET PTS	HOME	AWAY	CONF	DIV	STREAK
Dallas Cowboys	12	5	0	.706	530	358	172	5-3-0	7-2-0	10-2-0	6-0-0	Won 1
Philadelphia Eagles	9	8	0	.529	444	385	59	3-5-0	6-3-0	7-5-0	3-3-0	Lost 1
Washington Commanders	7	10	0	.412	335	434	-99	3-5-0	4-5-0	6-6-0	2-4-0	Won 1
New York Giants	4	13	0	.235	258	416	-158	3-5-0	1-8-0	3-9-0	1-5-0	Lost 6

NORTH DIVISION												
TEAM	W	L	T	PCT	PF	PA	NET PTS	HOME	AWAY	CONF	DIV	STREAK
Green Bay Packers	13	4	0	.765	450	371	79	8-0-0	5-4-0	9-3-0	4-2-0	Lost 1
Minnesota Vikings	8	9	0	.471	425	426	-1	5-3-0	3-6-0	6-6-0	4-2-0	Won 1
Chicago Bears	6	11	0	.353	311	407	-96	3-5-0	3-6-0	4-8-0	2-4-0	Lost 1
Detroit Lions	3	13	1	.206	325	467	-142	3-5-0	0-8-1	3-9-0	2-4-0	Won 1

SOUTH DIVISION												
TEAM	W	L	T	PCT	PF	PA	NET PTS	HOME	AWAY	CONF	DIV	STREAK
Tampa Bay Buccaneers	13	4	0	.765	511	353	158	7-1-0	6-3-0	8-4-0	4-2-0	Won 3
New Orleans Saints	9	8	0	.529	364	335	29	3-5-0	6-3-0	7-5-0	4-2-0	Won 2
Atlanta Falcons	7	10	0	.412	313	459	-146	2-6-0	5-4-0	4-8-0	2-4-0	Lost 2
Carolina Panthers	5	12	0	.294	304	404	-100	2-6-0	3-6-0	3-9-0	2-4-0	Lost 7

WEST DIVISION												
TEAM	W	L	T	PCT	PF	PA	NET PTS	HOME	AWAY	CONF	DIV	STREAK
Los Angeles Rams	12	5	0	.706	460	372	88	5-3-0	7-2-0	8-4-0	3-3-0	Lost 1
Arizona Cardinals	11	6	0	.647	449	366	83	3-5-0	8-1-0	7-5-0	4-2-0	Lost 1
San Francisco 49ers	10	7	0	.588	427	365	62	4-4-0	6-3-0	7-5-0	2-4-0	Won 2
Seattle Seahawks	7	10	0	.412	395	366	29	3-5-0	4-5-0	4-8-0	3-3-0	Won 2





**Art Rooney II**



**David Blitzer**



**Rob Citrone**



**Paul Evanson**



**Josh Harris**



**Doug Lebda**



**Jack McGinley**



**Larry Paul**



**Stephen Paul**



**Bruce Rauner**



**Art Rooney, Jr.**



**Brian Rooney**



**Dan Rooney Jr.**



**John Rooney**



**Paul Sams**



**John Stallworth**



**Benjamin Statler**



**Scott Swank**



**Thomas Tull**



**Peter Varischetti**



**Mike Wilkins**

**NC Revocable Trust**  
*Not Pictured*

**UPMC Rooney Sports Complex**

3400 South Water Street  
Pittsburgh, PA 15203  
MAIN SWITCHBOARD: 412-432-7800



**Acrisure Stadium**

100 Art Rooney Avenue  
Pittsburgh, PA 15212  
MAIN SWITCHBOARD: 412-697-7700



**One North Shore Place**

358 North Shore Drive Suite 200,  
Pittsburgh, PA 15212  
PHONE: 412-697-7777

**ADMINISTRATION**

**Arthur J. Rooney II**, President  
**Arthur J. Rooney Jr.**, Vice President  
**Diane Lowe**, Administrative Assistant  
**Connie Zelinski**, Administrative Assistant

**COACHING**

**Mike Tomlin**, Head Coach  
**John Mitchell**, Assistant Head Coach  
**Matt Canada**, Offensive Coordinator  
**Terry Austin**, Defensive Coordinator  
**Danny Smith**, Special Teams Coordinator  
**Brian Flores**, Senior Defensive Assistant/Linebackers  
**Grady Brown**, Secondary Coach  
**Mike Sullivan**, Quarterbacks Coach  
**Alfredo Roberts**, Tight Ends Coach  
**Karl Dunbar**, Defensive Line Coach  
**Eddie Faulkner**, Running Backs Coach  
**Frisman Jackson**, Wide Receivers Coach  
**Pat Meyer**, Offensive Line Coach  
**Jerry Olsavsky**, Inside Linebackers Coach  
**David Corley**, Assistant Quarterbacks Coach  
**Isaac Williams**, Assistant Offensive Line Coach  
**Denzel Martin**, Assistant Outside Linebackers Coach  
**Blaine Stewart**, Assistant Wide Receivers Coach  
**Matt Tomsho**, Quality Control Coach  
**Marcel Pastorek**, Head Strength & Conditioning Coach  
**Garrett Glemont**, Senior Conditioning Coordinator  
**Rodan Delus**, Strength & Conditioning Assistant  
**Darrel Young**, Director of Player Development  
**Chrisy Bulger**, Administrative Assistant  
**Mia Daudet**, Administrative Assistant

**FOOTBALL OPERATIONS**

**Omar Khan**, General Manager  
**Dan Rooney Jr.**, Vice President of Player Personnel  
**Andy Weld**, Assistant General Manager  
**Sheldon White**, Director of Pro Scouting  
**Dave Petett**, Assistant Director of Pro Scouting  
**Mark Sadowick**, Director of Player Scouting  
**Dan Colbert**, Director of College Scouting  
**Phil Kreidler**, Senior Scouting Assistant  
**Kevin Fisher**, Senior Scouting Assistant  
**Mark Bruener**, College Scout  
**Mike Butler**, College Scout  
**Mark Gorsack**, College Scout  
**Chidi Inuoma**, College Scout  
**Chris Watts**, College Scout  
**Dennis Macininis**, Pro/College Scout

**Cole Marcoux**, Director of Football Administration  
**Fawaz Izzuddin**, Blessto Scout  
**Casey Wells**, Scouting Coordinator  
**Aidan Hennessey-Niland**, Team Operations Coordinator  
**Tom Kazem**, Football Analyst  
**Will Britt**, Football Analyst  
**Maureen Mannion**, Administrative Assistant  
**Braunson Williams**, Scouting Intern

**COMMUNICATIONS**

**Burt Laurten**, Senior Director of Communications  
**Michael Bertsch**, Communications Manager  
**Angela Tegnella**, Communications Coordinator  
**MacKalya Cherry**, Communications Assistant/Social Media  
**Emily Meares**, Communications Intern

**FOOTBALL EQUIPMENT**

**Adam Regan**, Equipment Manager  
**Patrick Noone**, Field Manager/Assistant Equipment Manager  
**Derek Rinhart**, Equipment Assistant  
**Lou Bado**, Equipment Assistant  
**Lucas Brieling**, Equipment Intern  
**Kyle Powers**, Equipment Intern

**VIDEO AND FACILITIES**

**Bob McCartney**, Director of Facilities  
**Andy Lizanich**, Video Assistant  
**Todd Lewis**, Video Coordinator  
**Kory Hartbauer**, Video Assistant  
**Lucy Norwig**, Video Intern

**ATHLETIC TRAINING**

**John Norwig**, Head Athletic Trainer  
**Jon Andino**, Assistant Athletic Trainer/Physical Therapist  
**Sonia Ruef**, Assistant Athletic Trainer  
**Daveon Lee**, Assistant Athletic Trainer  
**Abby Welland**, Seasonal Intern  
**Jessica Galley**, Physical Therapy Resident  
**Anton Abrams**, Seasonal Intern  
**Jake Bickel**, Seasonal Intern

**MEDICAL**

**James P. Bradley, M.D.**, Orthopedic Surgeon  
**Craig Mauro, M.D.**, Orthopedic Surgeon  
**David Okonkwo, M.D.**, Neurosurgeon  
**Aaron V. Mares, M.D.**, Internal Medicine  
**Jaane W. Doper, M.D.**, Internal Medicine

**BUSINESS OFFICE**

**Doug Stove**, Vice President of Finance  
**Kelle Spagnoli**, Controller  
**Jodie Serafini**, Payroll/Benefits Coordinator  
**Judy Lubawski**, Stadium Accounting Manager  
**Barbara Snyder**, Stadium Payroll Coordinator  
**Mary Beth Gilbert**, Senior Accountant  
**Klavin Boyd**, Senior Accountant/Analyst  
**Colleen Kimmel**, Accounts Payable Specialist  
**Jenny Shaefler**, Director of Human Resources  
**Shaw Sunder**, Receptionist  
**Joyce Sansky**, Receptionist  
**Jerry Langan**, Stationary Engineer  
**Patrick MacIntyre**, Security Supervisor

**INFORMATION TECHNOLOGY**

**Scott Phelps**, Vice President of Technology  
**Jon Puglione**, Senior Manager of Technology Systems  
**Craig Patel**, Senior Manager of Network and Security Operations  
**Scott Graham**, Front End Solutions Coordinator  
**Richard Hillinski**, Systems Engineer  
**Andrew Searight**, Network Support Technician  
**Milo Davis**, Jr. Software Developer

**COMMUNITY RELATIONS**

**Blayne Holmes**, Director of Community Relations  
**Myah Olson**, Community Relations Assistant  
**Stacie Lawrence**, Administrative Assistant

**SALES AND MARKETING**

**Ryan Huzjak**, Vice President of Sales and Marketing  
**Dan Rooney**, Director of Business Development & Strategy  
**Melanie Harris**, Director of Business Analytics  
**Brandon Wu**, Business Analytics Intern  
**Nick Clifford**, Digital Analyst  
**Jared Kramer**, Digital Analyst  
**Bella Petrone**, Sales and Marketing Coordinator

**CORPORATE PARTNERSHIPS AND ACTIVATION**

**A.J. Poole**, Director of Corporate Partnerships & Activation  
**Chris Hart**, Corporate Partnerships Manager  
**Kurt Glinglich**, Corporate Partnerships Manager  
**Tim Post**, Corporate Partnerships Manager  
**Chelsea Zahn**, Corporate Partnerships Manager  
**Amy Siebenkittel**, Senior Manager of Partnership Activation  
**Rachel Cohen**, Partnership Activation Manager  
**Casey Saba**, Partnership Activation Manager  
**Marie Zeltler**, Partnership Activation Manager  
**Jonah Wheeler**, Partnership Activation Coordinator  
**Andy Regan**, Partnership Administrator  
**Jack Lebow**, Partnership Activation Intern

**TICKET SALES AND PREMIUM SEATING SALES**

**Kristen Lewandowski**, Director of Ticket Sales & Retention  
**Brandon Wrobel**, Manager of Premium Seating Sales  
**Stephanie Siro**, Ticket Sales & Retention Manager  
**Caitlyn Cossa**, Ticket Sales and Retention Account Executive  
**Alexa Sorch**, Ticket Sales & Retention Account Executive

**TICKET OPERATIONS**

**Ben Lents**, Director of Ticket Operations  
**Mark Davidson**, Ticket Operations Manager  
**Michael Karcewsky**, Ticket Operations Manager  
**Max Jacinto**, Ticket Operations Coordinator

**MARKETING AND EVENTS**

**Justin Mitchell**, Director of Marketing  
**Lynne Moynaux**, Alumni Relations Manager  
**Mike Marchinski**, Youth Football and Player Relations Manager  
**Brandon Artman**, Event Marketing Operations Coordinator  
**Joe Lofton**, Youth Football Coordinator

**FAN ENGAGEMENT**

**Brittany Zeman**, Email Marketing Manager  
**Amber Luni**, Fan Engagement Communications Specialist  
**Payton Commale**, Fan Engagement Intern  
**DIGITAL, BROADCAST AND GAMEDAY CONTENT**  
**Reagan Berube**, Director of Content  
**Jeff Brown**, Digital Media Manager  
**Chris Burns**, Executive Producer, Live Stadium Events

**Stephen Finerty**, Video Production Manager  
**Jason Pischke**, Producer, Video & Motion Graphics  
**Emile Kinoury**, Creative Content Manager  
**Gerard Schaefer**, Studio Programming Manager  
**Alec Balenciaga**, Video Producer  
**Tevin Dandridge**, Video Production Intern  
**Karl Roser**, Manager of Photography  
**Abigail Dean**, Photography Intern  
**Kyle Kron**, Senior Manager, Digital & Social Content  
**Jordan Gottlieb**, Social Media Manager  
**James Dettler**, Social Media Coordinator  
**Craig Miko**, Social Media Creative Content Coordinator

**Taylen King**, Social Media Intern  
**Maria Rodriguez**, International Content Coordinator  
**Bob Labriola**, Team Historian/Editor, Steelers Digest  
**Teresa VanDer**, Assistant Editor Steelers Digest/Contributor Steelers.com  
**Michael Murphy**, Senior Manager of Creative Services  
**Madison Gratterl**, Digital Media/App Development Intern

**STADIUM OPERATIONS**

**Jim Sacco**, Vice President of Stadium Operations & Management  
**Rob Thompson**, Director of Stadium Event Operations  
**Bob Jones**, Director of Team and Stadium Security  
**Joe Simon**, Director of Facility Operations  
**John Fleck**, Assistant Director Facility Operations  
**Will Herring**, Director of Suite Sales & Retention  
**Terrie Baker**, Director of Guest Experience  
**Monica Aghajani**, Luxury Suites Manager  
**Greg Hoyne**, Sports Staff Event Operations Manager  
**Tom Goynes**, Stadium Turf Operations Manager  
**Justin Hunt**, Audio/Video Manager  
**Matt Mittleman**, Audio/Video Manager  
**Cayce Little Pastoor**, Director of Club Events & Operations  
**Aaron Getman**, Logistics and Shipping Manager  
**Mandy Golec**, Club Events Manager  
**Julie Zeravica**, Hall of Honor Museum Manager  
**Sophia Rizzo**, Club Events Manager  
**Erika Siegel**, Guest Services Manager  
**Steve Boekenbauer**, Playing Surface Staff  
**John Fox**, Playing Surface Staff  
**Cooper Galley**, Playing Surface Staff  
**Ryan Walker**, Playing Surface Staff  
**Andrew Zikofski**, Playing Surface Staff  
**John Wodarek**, Event Operations  
**Zach Fernandez**, Stadium Operations Intern  
**Mason Pereira**, Facilities Operations Intern  
**Heidi Edwards**, Project Coordinator  
**Mark Scott**, Project Assistant Intern  
**Jessi Sabatini**, Administrative Assistant

**MERCHANDISING AND ECOMMERCE**

**John Wolfe**, Vice President of Merchandising & Digital Commerce  
**Rob Gedrys**, Division Manager – Store Operations & Special Projects  
**Megan Stapanoski**, Merchandise Manager of Apparel & Footwear  
**Brian Rogoff**, Merchandise Manager of Memorabilia & Hardlines  
**Janice O'Toole**, Assistant Merchandise Manager of Hardlines  
**Dean Dellamaria**, Memorabilia Associate  
**Stephanie Beck**, Assistant Director Digital Commerce  
**Quintin Lovicks**, Lead Web Developer  
**Lexie Rains**, Assistant Apparel Buyer  
**Mark Cancilla**, Visual Designer, Digital Commerce  
**MacKenzie Albhouse (Yoho)**, Digital Commerce Product Coordinator  
**Josh Mizkar**, Graphic Design Intern  
**Jim Moon**, Warehouse, Jersey and Headwear Merchandise Manager  
**Steve Klack**, Warehouse Manager  
**George Beck**, Assistant Warehouse Manager  
**Stephan Francis**, Assistant Warehouse Manager  
**Renee McNabb**, Administration Assistant for Merchandise Operations

**STORES**

**ACRISURE STADIUM**  
**Corey Flannagan**, Store Manager  
**Dustin Obuchowski**, Assistant Store Manager  
**Lauren Fisher**, Assistant Store Manager  
**Linda Rogiero**, Inventory Warehouse Manager  
**GROVE CITY PREMIUM OUTLETS**  
**Susan Kalafut**, Store Manager  
**Debbi Gabler**, Store Assistant Manager  
**BUMBER OUTLETS**  
**Courtney Huzjak**, Store Manager  
**Lee Bongforni**, Assistant Store Manager



2021  
**COMMUNITY  
INITIATIVES**

▲ DAN MOORE JR.





## Our Mission

The Pittsburgh Steelers are proud to be a part of the Western Pennsylvania community.

The organization's strong commitment to this area dates back to 1933 when Arthur J. Rooney, Sr. founded the team. Current President Art Rooney II is known as one of the most active NFL owners and one of Pittsburgh's most involved executives in civic affairs, as was his father, the late Steelers Chairman Dan Rooney. Steelers players, coaches and front office staff are involved in appearances, charitable donations and outreach programs with nonprofit and community groups. It's our way of giving back to the community that has given us so much!




### Continuing To Provide COVID Relief

The Pittsburgh Steelers were proud to partner with Giant Eagle to host a COVID-19 vaccine clinic at Acrisure Stadium from March to May. Through this partnership, over 55,000 vaccines were administered to make our community a safer and healthier place.

### Heroes at Acrisure Stadium

**The men and women who've served in the United States Military are the true heroes in this country, something that doesn't get lost to those in the Steelers' organization.**

That's why, in honor of the 20th anniversary of 9/11, the Pittsburgh Steelers hosted the 13th annual Heroes at Acrisure Stadium, an event to honor the men and women who truly embody what being a hero is all about. The Steelers worked with four local organizations, Veterans Leadership Program, The Mission Continues, Veterans Breakfast Club and Veterans Place of Washington Boulevard, to bring veterans to Acrisure Stadium for an evening of fun and football. Veterans were able to enjoy on field activities with Pittsburgh Steelers, Mason Rudolph, JC Hasseneaur, Christian Kuntz, Zach Gentry, Cody White and Carlos Davis. After the on field activities, they were able to enjoy dinner in the Great Hall.



▲ Zach Gentry thanking a veteran for their service.

## 19th Annual Pittsburgh Public School Back to School Event

During the Pittsburgh Public Schools Back to School event in August, 1,500 stuffed backpacks were given away to students.

Pittsburgh Steelers Zach Banner, Alex Highsmith, Kevin Dotson, Trey Edmunds and Dwayne Haskins were onsite to pass out backpacks included a variety of items such as hygiene kits donated by the Steelers, as well as books, water bottles, hand sanitizer, cloth masks, and more provided by an array of community agencies.



(Left to right) Trey Edmunds, Alex Highsmith, Charlie Batch, Dwayne Haskins and Kevin Dotson



Trey Edmunds



Zach Banner



T.J. Watt

## 412 Food Rescue

In 2019, T.J. Watt forged a partnership with 412 Food Rescue providing aid and support to their food distribution programs throughout Western PA.

This year, Watt was able to tour one of the local farms, and make produce deliveries to families on the Southside for the Home Delivery Program.

412 Food Rescue was founded as a direct response to the disconnect between food waste, hunger, and environmental sustainability. We waste up to 40% of our food globally (translating to over 1.3 billion tons annually). This shouldn't happen while one in seven people go hungry every day. According to the United Nations, if we recover all the food that is lost or wasted, we will have enough to feed all those who are hungry, four times over.

### MAKING AN IMPACT

With one in seven people going hungry every day, Watt does his part to support the community through food distribution programs.

## Salvation Army

Once again, the Steelers teamed up with the Salvation Army for *Project Bundle Up* to go shopping with kids and provide them with winter gear for the upcoming months.

The Salvation Army's *Project Bundle-Up* is a program started by the late Patricia Rooney, the wife of late Steelers Chairman Dan Rooney, and Joe DeNardo, the former WTAE-TV weatherman, more than 30 years ago. The Steelers have been participating in the shopping day for years, pairing the players with the kids, getting to know each other, and working together to pick out coats, gloves and other cold weather gear.



Chase Claypool assists during The Salvation Army's Project Bundle-Up.



Members of the Steelers, including Derek Watt, helped children pick out cold weather gear.



## Art Rooney Memorial Scholarship

The Art Rooney Scholarship Fund was established in memory of the late founder of the Steelers, who died in August of 1988 after living most of his life on the North Side.

The scholarship annually provides a grant to a North Catholic High School student and funds the Pittsburgh Promise scholarships for two students graduating from Pittsburgh high schools who are residents of the North Side. Since its beginning, the scholarship has awarded grants to more than 90 local students.

## Steelers Run and Walk

The annual Steelers Run and Walk, presented by Gatorade, serves as the major fundraiser for the Scholarship Fund, as well as providing a donation to the Chuck Noll Foundation for Brain Injury Research.

The in-person race is highlighted by finishing at the 50-yard line inside Acrisure Stadium and includes a Kids' Kickoff Fun Run across the field. Steelers Nation members who can't get to Pittsburgh for the event can participate virtually.







▲ Pressley Harvin III was one of the many Steelers rookies to help package food for families throughout the community.

## Greater Pittsburgh Community Food Bank

In September, the 2021 Steelers rookies visited the Greater Pittsburgh Community Food Bank to help package food for families across Southwestern Pennsylvania. The rookies helped to prepare hundreds of food boxes for children, families, and seniors.

In November, Coach Tomlin and Cameron Heyward hosted their annual turkey distributions on the Northside and in Wilkinsburg. During the events, over 400 turkeys and trimmings were distributed to families.



▲ Cameron Sutton participated in the annual turkey distribution during 2021.



▲ Dwayne Haskins and Chakwuma Okorafor carry a large load of presents during the Huddle for the Holidays event.

## Continuing to Give Hope

Since 2019, the Steelers have teamed up with Convoy of Hope to provide much needed resources to local community members. This year, our 3rd Annual Huddle for the Holidays event provided necessities to local kids and families that are in need during the holiday season. Convoy of Hope is a faith-based organization that's main passion is to feed the world through 'children's feeding initiatives, community outreach and disaster response. Players helped make deliveries to local community organizations, who distributed the items to local families. Items such as shoes, socks, beanies, toys, blankets, healthcare resources and groceries are among the items that were delivered. Huddle for the Holidays was started by Steelers Alumni Vance McDonald and the Steelers have continued to host this event ever since.

Today this event has served over 3,000 families in the Western Pennsylvania community.



▲ (Left to right) Minkah Fitzpatrick and Najee Harris

### Cooking for a Cause

In recognition of breast cancer awareness month, Pittsburgh Steelers Najee Harris and Minkah Fitzpatrick, joined by Pittsburgh Steelers Chef Kevin, hosted a virtual cooking class for breast cancer patients at the UPMC Magee Women's Hospital. The class has become a tradition in October for the Steelers, and it's an opportunity to give back and show their support for those in the community battling the disease. The players demonstrated how patients can cook healthy meals at home and answered a few fun questions from the patients.

## Steelers STEM

Driven by the support of corporate partners, "Steelers STEM" provides local schools with an engaging digital curriculum to help teach students the basics of Science, Technology, Engineering and Math, and make sure they have fun while doing it.

The online curriculum introduces real world applications of STEM based skills to students while Steelers players and coaches encourage them throughout the online portal, such as Quarterback Joshua Dobbs, who has a degree in Aerospace Engineering.

Top performing students have the opportunity to attend an end-of-year STEM Day at Acrisure Stadium, featuring activities on the field and a meet and greet with a Steelers player.

During the 2021 school year, the Steelers STEM program had 27 area schools participate with over 1,360 6th-8th grade students using the program.

#### DURING 2021, THE STEELERS STEM PROGRAM IMPACTED

**27**

area schools

**1,360**

6th-8th grade students



Presented by



## Powering Pittsburgh Competition

Shell Polymers partnered together with the Steelers to host our annual “Powering Pittsburgh” STEM competition in the local community.

The top two teams from the Middle and High School levels were recognized at our game in December as these schools received a donation of \$1,500 to their STEM programs from Shell Polymers and the Pittsburgh Steelers.

Presented by



SCAN TO WATCH



Presented by



▲ Isiah Loudermilk and Cameron Heyward

## “Sacks For Kids” Initiative

As part of the “Sacks for Kids” program with the Pittsburgh Steelers, the law firm of Bordas & Bordas donated a total of \$33,500 to the Ronald McDonald House Charities of Pittsburgh.

The firm donated \$500 to Ronald McDonald House for every sack made by the Steelers defense this season, including pre-season, regular season and post-season action. The Steelers ended the season with a total of 67 sacks. Bordas & Bordas has teamed up with the Steelers in support of the Sacks for Kids program for seven years.

The Ronald McDonald House is a charity designed to help families with children being treated in a medical center. The organization has local chapters in more than 64 countries and regions. It often provides housing and meals at little or no cost so families can focus on care and togetherness rather than worry about the rising costs of hotels and travel.

[www.steelers.com/community/sacks-for-kids](http://www.steelers.com/community/sacks-for-kids)



## T.J. Watt Children's Hospital Initiative

New Era Cap Co., Inc. and T.J. Watt, teamed up with UPMC Children's Hospital of Pittsburgh to create a limited-edition knit hat.

This limited-edition knit hat was given to patients at UPMC Children's Hospital, and a portion of the sales went towards the hospital's Free Care Fund. The Free Care Fund helps to cover the cost of free and uncompensated care for every child who needs the expert and compassionate care of UPMC Children's, but whose family cannot afford it.

Designed by T.J. Watt, this knit hat is a symbol of hope for patients, caregivers and those in the Pittsburgh community who seek care at UPMC Children's Hospital.



3,000 SOLD BEANIES RAISED

**\$15,000**

for the Free Care Fund



## Children's Hospital of Pittsburgh

T.J. Watt and his fiancé Dani Rhodes, surprised children staying at Children's Hospital of Pittsburgh during the holidays with books and blankets. Watt has been partnering with Children's Hospital since his first season with the Steelers. He also supported their Free Care Fund Telethon in December and designed a beanie with New Era to benefit the Children's Hospital Foundation.



# INSPIRING CHANGE

▲ ALEX HIGHSMITH





### Pittsburgh Police Officers

For many years, Pittsburgh Steelers alumni Maurkice Pouncey hosted Pittsburgh Police Officers and local youth groups to home games during the season.

The mission of the program was to build trust between the police and the community. This year, Stephon Tuitt continued the program by hosting 25 youth and 25 police officers during each game this season. Since its inception the initiative has resulted in positive relationships for the entire community.

"I was amazed at how the officers and youth were able to connect in just a few short hours. Some of our youth initially expressed reservations about attending the game with police officers. On the ride to the Acrisure Stadium, officers Bradford and Maggio engaged our youth and staff, and the mood quickly changed into laughing, joking, and talking sports. We all cheered together as the Steelers battled the Seattle Seahawks."

- Raymond Robinson  
 Director of Partnerships & Community Engagement Homewood Children's Village



▲ Will Allen, James Farrior, Stephon Tuitt, and Zach Banner

### Ensuring the Next Generation Has Financial Freedom

In celebration of Black History Month Pittsburgh Steelers Zach Banner, Stephon Tuitt and alumni James Farrior and Will Allen partnered with GoalSetter to open savings accounts and financial literacy curriculum to provide local black and brown youth in the Pittsburgh area. The GoalSetter app is designed to help families begin to save for the future starting with the youngest members, to put them on the path to financial freedom.

### Juneteenth Celebrations

The Steelers took part in Pittsburgh's Juneteenth celebrations and sponsored the Juneteenth Open Invitation Flag Football Tournament in Mellon Park, a free event for kids 5-15 throughout Pittsburgh and surrounding states. The team provided giveaways and awards for the 200 participants during the football camp. Pittsburgh Steelers JuJu Smith-Schuster gave the opening remarks to kids and their families and Zach Banner, Tegray Scales and Kendrick Green participated in the Juneteenth parade in Downtown Pittsburgh.

In addition to this, Alex Highsmith and Kevin Dotson took part in 'I am My Ancestors' Wildest Dreams: Conversations to Encourage, Uplift and Inspire' with students, grades 3-12, from Propel Schools. The players took questions from the kids, some football related, some related to their journey and made sure to let them know they can do whatever they set their mind to as well.



**TEAM EFFORT**

Members of the Steelers teamed up during Pittsburgh's Juneteenth celebrations to encourage young people throughout the community.





## “Space is for Everyone”

**T**his year, Pittsburgh Steelers Josh Dobbs hosted a virtual discussion with members of the NASA astronaut crew from Expedition 64.

During the discussion, middle school, high school and STEM programs tuned in to hear about the crew’s latest mission on the International Space Station (ISS) and discussed how each of them work to ensure inclusivity in the NASA space program. This event was organized by the Pittsburgh Steelers, NASA, EverFI Character Playbook and the Carnegie Science Center.



“Whatever your background is, what country you live in, where you’re from, you can have an impact on the industry....”

- Josh Dobbs



## Voices Against Violence

The Steelers Social Justice Committee hosted the Voices Against Violence (VAV) Town Hall in the beginning of November. The VAV is a community-focused organization that has developed and implemented a wide variety of programming to serve youth including anti-violence and restorative justice programs, street violence intervention, conflict mediation and resolution, and many more. Pittsburgh Steelers Josh Dobbs, Cam Sutton, and Ulysees Gilbert III were in attendance offering their support and ideas for decreasing gun violence in the community and how we all can work together to bring about positive change.

In addition to this, players from the Social Justice Committee participated in a PSA to raise awareness on the increased amount of gun violence in the Pittsburgh community and highlighted community based organizations in the Pittsburgh area who are working to decreased gun violence. To learn more about these organizations, go to:

[www.steelers.com/endgunviolence](http://www.steelers.com/endgunviolence)



## Meeting at the 50-Yard Line

In partnership with the Neighborhood Resilience Project, the Pittsburgh Steelers recently launched a new program called Meeting at the 50-Yard Line. This new initiative is to help students resolve conflicts in healthy ways and to encourage them to pursue educational excellence. The meeting took place at Woodland Hills High School with Pittsburgh Steeler Trey Edmunds. Edmunds spoke to the students and gave his own personal experience with violence in the community and encouraged students to stay on a positive path.



▲ Zach Banner (left) and Kevin Dotson (right) participate in the discussion panel with youth members.

## Social Justice Film Series

Once a month during the season, members of the Social Justice Committee hosted youth from different communities and invited them to watch a film at the Carnegie Science Center. Each film screening started off with a panel discussion with our players and youth members. The panel discussion ranged from facing adversity and inequality, teamwork, and leadership.

### GET YOUR POPCORN

The following films were screened during the season;  
42, Remember the Titans, Red Tails, and Black Panther.



## Digital Divide Support

In partnership with the NFL, the Pittsburgh Steelers were proud to award \$30,000 to 5 local Pittsburgh organizations; Latino Community Center, World Affairs Council, Education Law Center, Education Partnerships and A+ Schools to support the Digital Divide.

This grant supported the students with bilingual technical assistance, laptops, WIFI, school supplies, and local learning hubs in the community.

## Social Justice Fund Grants

This year, 41 players participated in this seasons Social Justice Fund program. The Steelers matched players contributions to provide \$451,500 to 25 different community organizations this year. The National Football League announced in 2018 that each NFL team would match player contributions up to \$250,000 annually, for the purposes of establishing a fund to support community improvement, social justice, and law enforcement relationships.

### SINCE 2018

Steelers players contributions, along with matching donations from Steelers Charities, have benefited more than 57 charitable organizations throughout the region with over a million invested back into the community.



▼ Jacob Taloti-Marines, Trey Edmunds, Cameron Heyward and Benny Snell Jr. were happy to present charitable organizations with benefits raised through the Social Justice Fund program.





**THE 48TH ANNUAL  
ART ROONEY  
AWARD DINNER**

▲ DANIEL ROONEY





**T**his year instead of the annual Art Rooney Awards Dinner honoring local business leaders, they honored frontline workers.

Workers who got us through a difficult year, workers who cared for so many who were in the hospital with COVID-19, police officers and firefighters who continued to show up and protect our community. Teachers who had to revert to remote learning for their kids but continue to provide the best education possible. The night was in celebration of their excellence and Pittsburgh pride.

#### A REASON TO CELEBRATE

Fifty awards were given out to the frontline workers and Daniel Rooney was on hand to congratulate them and take photos with each of the awardees.





*SHOWING UP*  
**IN STYLE**

▲ KENDRICK GREEN & PAT FREIERMUTH



▲ Joined by Bob Pompeani and Missi Matthews, T.J. Watt and Zach Banner enjoyed their time during the annual Rock Steelers Style fashion show.



▲ Ryan Shazier

**Rock Steelers Style**, the team’s annual fashion show was presented by Neighborhood Ford Store, PNC Bank, UPMC and UPMC Health Plan, and was once again an event fans could enjoy virtually from the comfort of their own home.

Even though the show was virtual, there was tons of action and fashion from current and former players. Co-captains, linebacker T.J. Watt and offensive tackle Zach Banner, had some help with their style from rookie punter Pressley Harvin III.

Kida The Great joined in to teach linebacker Marcus Allen and defensive backs Tre Norwood and Terrell Edmunds some dance moves and to close the program, Joe Haden was awarded the “Swag Award” from Watt and Banner.





*ED BLOCK*  
**COURAGE  
AWARD**

▲ ART ROONEY II, DEVIN BUSH & COACH MIKE TOMLIN



▲ Devin Bush

**T**his year, Devin Bush's teammates selected him as the Steelers recipient of the 2021 Ed Block Courage Award.

The award is voted on by the players and given to a player who has shown courage either coming back from an injury or a life-altering situation. The award was presented to him at the Courage House Luncheon at Acrisure Stadium.

#### DISPLAYING TOUGHNESS

Bush battled back from a season-ending knee injury to return to his place in the middle of one of the League's toughest defenses.





PLAYER  
**INITIATIVES**

▲ CHRIS WORMLEY





MINKAH FITZPATRICK

### Playing for Bigger Cause

This season, Minkah Fitzpatrick's Unshackled Foundation kicked off a campaign to benefit KidsVoice, a local nonprofit organization that advocates in court and in the community to ensure a safe and permanent home for abused, neglected and at-risk children. Through the campaign Minkah asked fans to pledge any dollar amount for every tackle and for every forced turnover the Steelers make. Thanks to Minkah and his teammates, the campaign raised over \$59,000 for the children of KidsVoice.

FITZPATRICK'S FOUNDATION RAISED OVER

**\$59,000**

to benefit KidsVoice

ZACH BANNER

### Mother's Day Dinner

While Mother's Day can be a joyous occasion for many people. It can be difficult for many women who have lost their children to gun violence. This year, Zach Banner hosted a dinner with MOMs Inc. of Clairton, a community organization dedicated to providing supportive services for women who have lost their children to gun violence. During the dinner, Banner sat down and listened to their stories, and took the time to celebrate them and the important work they are doing for all mothers in the Pittsburgh community.



► Joe Schobert



CAMERON HEYWARD

### Heyward House Gala

Cameron Heyward's annual fundraising gala took guests back to the 80s. As the main fundraiser for The Heyward House, it also serves as an opportunity for Heyward to say thank you to those who give back to him, and support his many causes. Heyward started The Heyward House in 2015 and it has allowed him to reach out to others in need. From installing Little Free Libraries beginning in 2020 to helping young men receive professional clothing, turkey distributions, and supporting frontline workers with food and PPE equipment during the pandemic.



JOE HADEN

### Special Olympic Athletes

**P**ittsburgh Steeler and Global Special Olympics Ambassador Joe Haden joined the Pennsylvania delegation to share exciting news to eight Special Olympic athletes.

The athletes were surprised with a zoom call by Haden giving the news that they would be representing Pennsylvania in bowling at the 2022 USA Games in Orlando, FL in June. Each athlete was overjoyed to hear the news and to meet with Haden via zoom.



▲ Global Special Olympics Ambassador Joe Haden met with athletes via zoom.

JUJU SMITH-SCHUSTER

### The 2nd Annual JuJu Foundation Luau

Juju hosted his second annual JuJu Foundation Luau. Donned in full Aloha formal attire, guests were able to enjoy Polynesian culture, food, and entertainment. Smith-Schuster is dedicated to helping more kids and organizations in the future. Founded in 2019, the JuJu Foundation supports youth initiatives and assisting those in need. He presented the Boys and Girls Club of Western PA and Reading is FUNdamental with grants for \$25,000 each and gave grants to ten other Pittsburgh charities.



ALEX HIGHSMITH

### Alex Highsmith Family Foundation

Alex Highsmith recently launched the Alex Highsmith Family Foundation which focuses on the well-being of youth through five pillars: physical fitness and nutrition, athletic participation, academic support, social/emotional support, and family involvement. Joined by his father, Sam, Highsmith handed out 75 backpacks and school supplies donated to Clairton Elementary School at the beginning of the school year.





JUJU SMITH-SCHUSTER

### Boys and Girls Club

A group of kids from the Boys & Girls Club of Western Pennsylvania had an unforgettable night thanks to JuJu Smith-Schuster. The children in attendance, from the McKeesport and Duquesne area, were treated to a back-to-school shopping spree provided through The JuJu Foundation with a matching donation from Macy's. JuJu shared some fashion tips as he helped them pick out clothing, shoes and other essentials for the start of their school year.



HENRY MONDEAUX

### Juvenile Diabetes Research Foundation (JDRF)

More than 30 million Americans live with diabetes and many youths 18 years old and under are among those who live with the disease. Defensive end Henry Mondeaux is proof that diabetes doesn't have to control your life. In honor of Juvenile Diabetes Month, Mondeaux hosted a meet and greet with kids from the JDRF to share his story and tour Acrisure Stadium. He also cohosted an Instagram Live Chat with the Juvenile Diabetes Association to talk more about his story and living with diabetes.

JAMES WASHINGTON

### Grow Pittsburgh

James Washington teamed up with Grow Pittsburgh to tour their farm in Braddock and learn about their Youth Market Program. Braddock is a food desert and the food grown at Grow Pittsburgh's Braddock Farms is then sold at their farm stand for local residents in the area. In addition to this, the farm works with The Braddock Youth Project to get youth involved with gardening and food literacy programs. Grow Pittsburgh's mission is to advocate to make food growing a regional priority and accessible to all.



CHRIS WORMLEY

### Educational Partnership

In partnership with the Educational Partnership Adopt-A-School program, Chris Wormley purchased supply kits and books for all grade levels at Pittsburgh Mifflin. Wormley visited the school to pass out the supply kits to each grade level and answer a few questions from the students. The Educational Partnership provides school supplies for students and their teachers in low-income schools in Southwestern PA.







# EVENTS

**360**  
campers

**25**  
states

Steelers Youth Football Camps



## Gatorade Junior Training Camps

**200**  
campers

YOUTH TEAMS AT TRAINING CAMP

**300+**

players from local youth football programs

## NFL FLAG

(spring season; Juneteenth; PPS Middle School)

**656**  
participants



## GIRLS NFL FLAG

**200**  
participants





## High School Football Impact

(11-On, WPIAL Sportsmanship Summit, tickets to games and weekly visits to games)

**1,290**  
impacted



## Coaching Support

(Coach of the Week, Rise Seminar, USA Football Coaching Certification and True Impact Football programs)

**335+**  
coaches



## WPIAL High School Football Championships

**550+**  
players

**14,982**  
attendance



## Steelers Youth Football Camps

The Pittsburgh Steelers were able to host two Youth Football Camps in June and July.

The Camps were two days long and offered instructions from past Coach of the Week winners. We were at 90% capacity with 360 campers, and welcomed kids from 24 states, including California and Washington. Current Steelers Tyson Alualu, and Kevin Rader were joined by Legends Charlie Batch, Arthur Moats, and Craig Wolfley.




▲ Tyson Alualu breaks down the huddle during Youth Football Camp.



## Gatorade Junior Training Camp

On Labor Day 2021, the Steelers were able to welcome back the Gatorade Junior Training Camp for 200 kids in grades 1-8 at Acrisure Stadium.

The kids were put through various football drills before being able to head outside and enjoy the annual Rib & Music Kickoff Festival.



## Steelers Youth Football Co-Captains

The Steelers honored 20 area youth and NFL Flag football players by selecting two Youth Football Co-Captains for each Steelers home game.

Local youth football programs selected two players to receive the honor. Players were hosted at a game and posted on the Steelers youth football social channels.



## Youth Football Teams at Training Camp

For the second consecutive year due to COVID-19 protocols, Steelers Training Camp was held at Acrisure Stadium.

But in 2021, fans were permitted to come and watch afternoon practices. Each open practice day, youth football teams were invited to come and participate in a fun scavenger hunt around Acrisure Stadium and watch practice in reserved lower-level seats. Teams were featured on the video board during practice and had a visit from Steely McBeam! More than 300 players from youth football teams were able to create a lasting memory!






# FLAG FOOTBALL

## Pittsburgh Public Schools' Middle School Flag Program

Pittsburgh Public Schools are currently unable to offer tackle football in their middle schools, so for the last several years, the Steelers have provided \$5,000 in funding to help with a Flag Football program at those schools. The schools would typically play against each other, but in 2021, they all played in-house only, and realized a growth in the participation numbers, with 345 players from 14 middle schools.



## NFL Flag Football at Halftime

On Sunday, December 5th, the Steelers hosted 10 female NFL Flag Football players from the Pittsburgh Flag Football League to play a shortened game at halftime. Several of the girls that played are part of the team that qualified for the NFL Flag Championships in Las Vegas at Pro Bowl 2022.

## Steelers Girls Flag Football Jamboree

On Sunday, November 21, the Steelers hosted their first Girls Flag Football Jamboree. Girls in grades 7-12 headed into the bubble at the North Park Sports Complex and participated in drills and Flag Football games. Steelers Legends Charlie Batch and Jordan Dangerfield were on hand to help with drills and coach teams for the games. Additional events will take place early in 2022, training more than 50 local girls.



## NFL Flag Football's Spring Season

Although not back to the numbers prior to COVID-19, the Steelers continued to provide FREE NFL Flag Football to tackle football organizations in the spring. The spring season allowed kids to play flag but not at the expense of playing tackle, while also building relationships with the tackle football staff. This approach has shown an increase in tackle participation in these organizations' fall tackle seasons. In 2021, we provided the program to 261 players from Deer Lakes (117) and Moon Crescent Athletic Association (144).

# HIGH SCHOOL

## Steelers High School Coach of the Week

The Steelers continued to honor high school coaches in the area that make a positive impact on their team and their communities. The Steelers name an award winner and posted the winner on Steelers.com and @SteelersYouthFB social channels. The coaches were also welcomed to a Steelers home game to be honored at the two minute warning of the first half on the in-stadium video boards.



## Steelers Showcase Game of the Week

To celebrate what high school football means to Western Pennsylvania, we continued to cover a Showcase Game of the Week. On Mondays, we provided three game options for a vote, and we went to the winning vote-getting game to help provide some extra excitement and show the passion of football in the area. Steelers Legends John Banaszak, Jordan Dangerfield, Chris Hoke, John Malecki, Arthur Moats and current Steeler Terrell Edmunds all had fun serving as honorary co-captains at games throughout the season.



## Steelers Unveil a Make-A-Wish

On Monday, August 9th, the Steelers hosted the Freeport Yellow Jackets to surprise quarterback Garrett King and his teammates with new uniforms for 2021. Garrett was diagnosed with cancer in 2020 and received an opportunity to receive a Wish. His Wish was an unselfish one — to outfit his football team with new uniforms. Along with Nike and Ben Roethlisberger, we hosted the team at Stage AE to present the uniforms before they watched a training camp practice at Acrisure Stadium. They were also invited back to our preseason game against the Detroit Lions on August 21.



## WPIAL Partnership

The Steelers have a longtime partnership with the Western Pennsylvania Interscholastic Athletic League, District #7 of the PIAA. We continued to host several high school football championship games at Acrisure Stadium and welcomed the champions from all six classifications to Steelers games on December 5th and 19th.

# EDUCATION

## RISE Leadership Series (Coaching Program)

In April 2021, the Pittsburgh Steelers partnered with local high school football coaches and RISE, a national nonprofit committed to education and empowering the sports community to eliminate racial discrimination, champion social justice and improve race relations. The four-session virtual conference brought high school coaches together from various socio-economic, school sizes, and public vs. private school districts to learn and share best practices. Participating coaches were invited back to the Steelers vs. Titans game on Sunday, December 19th as part of the Inspire Change game and participated in our Terrible Towel Twirl prior to kickoff.



### Steelers Assist with Coaching Education

In a partnership with True Impact Football, the Steelers donated \$5,000 to underwrite the cost of 25 area football programs to take advantage of coaching education tools, such as in-person clinics, online support, and player leadership academies. The program impacts high school programs, as well as their associated middle school and youth programs. The NFL Foundation supported 10 local schools, so in the Pittsburgh area, 35 football programs were invited to participate — impacting at least 175 coaches.

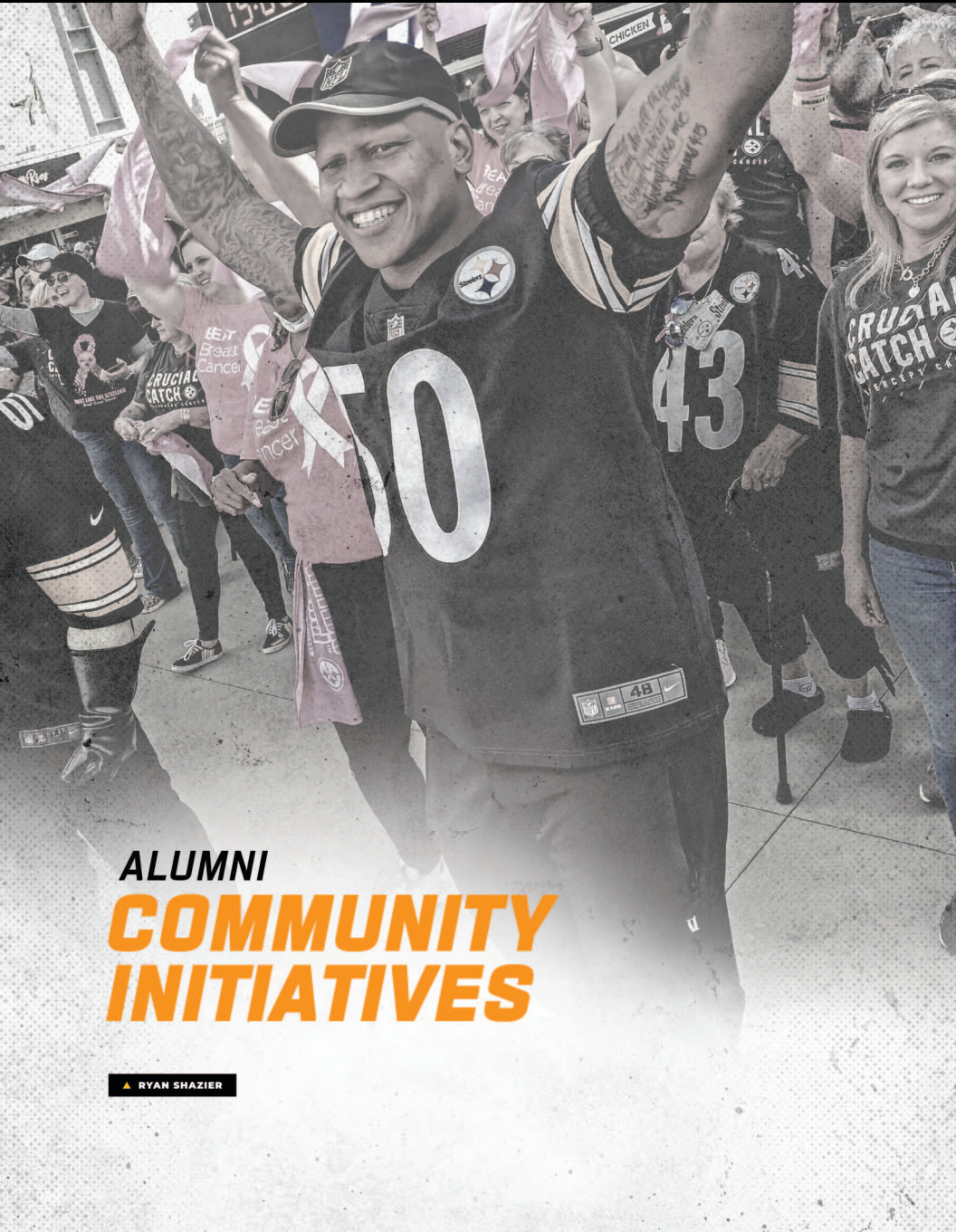
**BY THE NUMBERS**

**\$5,000** donation to local football programs for coaching education tools.

**10** local schools in the Pittsburgh area supported by the NFL Foundation.


**175** coaches in the Pittsburgh area were impacted by the educational program.





**ALUMNI**  
**COMMUNITY**  
**INITIATIVES**

▲ RYAN SHAZIER




## Steelers Legends Community

The NFL created the “Legends Community” to embrace and celebrate all who have played in the NFL. Its mission is to bring opportunities and information to the former players and help them stay connected.

More than 1,400 players have worn the Black and Gold dating back to the team’s founding in 1933. Many of these Steelers legends remain active in business and the community, and quite a few have made Pittsburgh their home.

Steelers legends continue make a difference in Pittsburgh and their hometown communities.



▲ (Left to right) Sydney Nunn (granddaughter of Bill Nunn), Donnie Shell, Alan Faneca, Troy Polamalu and Bill Cowher at halftime.

## Alumni Weekend

Each year a group of former players reunites for Alumni Weekend. The festivities include a fundraising dinner on Saturday night to benefit the UPMC Sports Medicine Concussion Program, highlighted by the alumni sharing stories of their playing days and a silent auction. On game day the players are introduced to the fans at halftime.

In 2021, the team celebrated its five newest members of the Pro Football Hall of Fame. Teammates returned to honor Bill Cowher, Troy Polamalu, Donnie Shell, Alan Faneca and Bill Nunn achieving the highest honor in professional sports – induction into the Pro Football Hall of Fame. The living members received their Hall of Fame rings at halftime of the Steelers-Seahawks game.



▲ Will Allen with students at Pittsburgh Perry High School.

WILL ALLEN

## Will Allen Foundation

The Will Allen Foundation (WAF) provides programs and resources to instill hope, remove barriers, promote education, advocate civic responsibility, and change lives in the community. Programs include Quest for Real Life Success, a four-year program to prepare high school students for future success through career development, college readiness and life skills.

A grant from Richard King Mellon Foundation enabled the Foundation to add a fourth school to the Quest program. Quest is now in Clairton, Perry and North Hills High Schools and The Neighborhood Academy. WAF added curriculum in financial literacy, social justice, and AI.

In summer 2021, 11 WAF students from Clairton and five from North Hills received micro-certifications in robotics. In partnership with the Readiness Institute at Penn State, three WAF students from Clairton participated in an AI Camp and 10 completed the Boys & Girls Club of Western Pa. (BGCWPA) AI Summer Camp.

The Holiday Giving Program supports families that are paying 50% or more of their incomes on housing. Each year community and corporate volunteers and students and alumni from the Quest Program take a group of children shopping for their own families and every child goes home with a special surprise for themselves. In 2021, 60 children from Clairton School District and BGCWPA were served by the Holiday Giving Program.

[www.willallenfoundation.com](http://www.willallenfoundation.com)



## CHARLIE BATCH

## Best of the Batch Foundation

Best of the Batch was founded in 1999 by former Steelers QB Charlie Batch to give back to his hometown of Homestead, Pa. It works to unlock potential in communities to build the best future for kids and families, annually serving more than 3,800 school-age children in Western Pennsylvania.

A state-of-the-art STEAM Lab encourages engagement in math and science, reaching academic goals, and discovering career opportunities. In 2021, the Foundation collaborated with Carnegie Science Center and Leadership Pittsburgh to host a makerspace intensive workshop for middle school youth.

In 2021, Camp Batch youth participated in comprehensive summertime enrichment, including themed educational projects and field trips, daily physical activity, healthy eating, and social and emotional skill building, to help combat summer learning loss.

BatchPacks annually distributes backpacks to 2,500 area kids, with supplies needed for a successful school year. The Foundation also provides bags to teachers with basic items for their classroom. In Fall 2021, the Steelers Rookie Class helped distribute BatchPacks and teacher bags at Duquesne Elementary School.

Batch-A-Toys is a holiday assistance program where the Foundation "adopts" Southwestern Pa. families, providing toys, household items, and a holiday meal basket. The presents are hand-delivered on Christmas Eve. In 2021, the Foundation reached more than 160 families, and more than 650 children.

Most daily Foundation programming occurs in the Clubhouse. Having outgrown its current capacity, it is undergoing a 33,000-square-foot expansion into a state-of-the-art educational facility with numerous options for children and the community.

[www.batchfoundation.org](http://www.batchfoundation.org)



▲ Charlie Batch and students with their BatchPacks.



▲ Jerome with an excited holiday toy recipient.

## JEROME BETTIS

## Jerome Bettis Bus Stops Here Foundation

The Jerome Bettis Bus Stops Here Foundation was created in 1997 by Pro Football Hall of Fame running back Jerome Bettis to provide inner-city youth with opportunities and resources to succeed and become healthy, confident, and productive individuals in today's society.

Check-Inn is a virtual program designed to engage the impoverished middle school students through exciting and stimulating activities based on innovation and technology, entrepreneurship, film, video, art, science and more. Participants virtually check-in to enjoy and experience enrichment, educational and other activities that keep them engaged after school and during summer breaks.

Innovation Huddle is designed to give all children exposure and access to STEM and computer science programs. They are provided with coding classes, tech and innovation coaching along with summer innovation and technology camp.

Recognizing that the digital division is leading to an educational crisis among students, Connected Kids is meant to connect as many underprivileged children and youth as possible with educational resources and technology. The foundation requests generous donations of technology devices like used computers and laptops from individuals and companies and donates them to the less fortunate students so that they continue with their learning and develop their skills in this digital era.

The annual Holiday Toy Drive provides gifts for underprivileged children.

[www.thebusstopsherefoundation.org](http://www.thebusstopsherefoundation.org)



## ROCKY BLEIER

## A Heart for Veterans

Steelers and US Army veteran Rocky Bleier, who overcame a debilitating war injury to become a four-time Super Bowl champion, has a heart for helping fellow veterans. Not only does he support numerous veterans-related causes, he is one of the owners and managing members of RBVetCo., a service-disabled, veteran-owned company. It specializes in the construction of commercial buildings, additions and renovations including planning, design, scheduling, value engineering and sub-contracting.

A Purple Heart recipient, Rocky is serving as the spokesperson of Project Purple Heart, which is encouraging the establishment of a database of Purple Heart recipients in conjunction with 2022 anniversaries of the medal. He annually participates in the Steelers' Salute to Service game and activities, and in 2021 surprised fellow Vietnam Veteran Nelson Lowes with the news that he had been chosen as Steelers Fan of the Year. The two participated in the Terrible Towel twirl at the Steelers-Bears Salute to Service game and enjoyed the game from club seats.



▲ Rocky Bleier and Nelson Lowes



▲ Mel and participants at the Building Champions camp.

## MEL BLOUNT

## Mel Blount Youth Leadership Initiative

Hall of Famer Mel Blount runs the Mel Blount Youth Leadership Initiative (MBYLI), which works to provide youth with programs where they will have a healthy environment to learn, work, play and to develop principles of respect, responsibility, and leadership through nurturing, moral and character development and guidance.

In 2020 MBYLI launched the Building Champions program to focus on the well-rounded development of student athletes and all youth. Mel shares with student athletes the values that helped him be successful on and off the field. The first annual Building Champions Camp in July 2021 included Pittsburgh-area high school football teams assisting in field skills, exposing students to the outdoors and horses, and team building on the ropes course. Guest speakers stressed the value of education and what is required to ascend to higher education. The Steelers and Tickets for Kids provided tickets to the Steelers preseason game to young scholars from the program.

The MBYLI Golf Tournament, presented by Evoqua in August 2021, supported scholarships and the Building Champions program.

MBYLI partnered with Central Baptist Church to host their annual back-to-school drive. In August the two organizations provided hundreds of backpacks, school supplies, and other resources to students across the city of Pittsburgh.

The Pittsburgh Steelers and individual players supported MBYLI through the Pittsburgh Steelers Social Justice Fund.

MBYLI and Central Baptist Church supplied hundreds of kids with toys for Christmas as a part of the annual MBYLI toy drive.

[www.melblount.org](http://www.melblount.org)

ROBERT GOLDEN

### Golden Charter Academy

In August 2021, Golden Charter Academy (GCA) opened its doors to over 200 students in grades TK-3 in Fresno, Calif. Robert Golden, former Pittsburgh Steeler, is the founder & CEO of the Golden Charter Academy (GCA), the nation's first TK-8 Environmental Stewardship Zoo School. The Fresno Chaffee Zoo is the school's founding partner and serves as an extension of their classroom Monday through Friday.

Golden Charter Academy is providing students with hands-on learning experiences that will help engage their curiosity and development to becoming environmental stewards. All students at GCA have participated in community action - planting trees, building sea turtle habitats, and planting more than 100 milkweed plants to restore the monarch butterflies to the central valley. GCA's educational approach has given students the opportunity to provide protection to the natural environment and make the planet more sustainable.

The GCA was featured on the front page of Forbes magazine, LA Times, and other media outlets for the development of our young conservationists. The school currently serves grade levels TK-3 and is expanding a grade level every year until it becomes TK-8.

Robert Golden wants all students to succeed academically and in life. Robert's last name could not have been more fitting for his new position in life. Students are required to follow the GOLDEN Rule which stands for:

**G** Give Respect

**O** Obligation

**L** Love Learning

**D** Dedication

**E** Elevate


**N** Never Quit



▲ Robert Golden helps second graders plant a tree.



▲ (Left to right) Inductees Greg Lloyd, Mike Wagner, James Farrior, Carnell Lake and Jon Kolb



▲ Children Clay Ilin, Rooney Ilin and Natalia Ilin with Tunch Ilkin accepted Tunch's trophy from Art Rooney II along with Tunch's wife Karen.



▲ Karen and Stacy White, Dwight's wife and daughter, accepted Dwight's trophy football from Art Rooney II.

The Pittsburgh Steelers Hall of Honor, established with its inaugural class of 27 members in 2017, is comprised of former players, coaches, and front office personnel who were integral in creating and sustaining the franchise's success dating back to when the team was founded in 1933. The new members are officially inducted at a fundraising dinner to benefit the Chuck Noll Foundation for Brain Injury Research then recognized at halftime of the next day's game.

Due to COVID-19, the 2020 class joined those from 2021 in the annual celebration:

### CLASS OF 2020

LINEBACKER  
**JAMES FARRIOR**

SAFETY  
**MIKE WAGNER**

LINEBACKER  
**GREG LLOYD**

DEFENSIVE LINEMAN  
**DWIGHT WHITE**

SAFETY  
**TROY POLAMALU**

### CLASS OF 2021

OFFENSIVE TACKLE/BROADCASTER  
**TUNCH ILKIN**

DEFENSIVE BACK  
**CARNELL LAKE**

OFFENSIVE TACKLE  
**JON KOLB**

WIDE RECEIVER  
**LOUIS LIPPS**



SANTONIO HOLMES

### Ill (Third) & Long Foundation

Founded by Santonio Holmes in the fall of 2011, the mission of the Ill & Long Foundation is to raise awareness to help fight Sickle Cell Disease (SCD) and provide financial support and treatment options for families affected by the disease. The foundation is named in honor of Holmes' son, Santonio (TJ) Holmes III, who has SCD.

While the annual bowling fundraiser, Strikes Against Sickle Cell, was on hiatus in 2021, a local pizza company hosted a year-long campaign with \$1 per MVP pizza going to the foundation.

In addition, Ill & Long Foundation connects regularly with UPMC Children's Hospital to produce special programs and educational services that unite and support the SCD community, including tutoring services for children during hospital treatment, educational seminars for parents, social media awareness campaign #GreaterThanSickleCell, and Thanksgiving and Christmas holiday community events.

[www.thirdandlongfoundation.org](http://www.thirdandlongfoundation.org)

FRANCO HARRIS

### Franco Harris

Hall of Fame running back Franco Harris lends his help to numerous area charities. During the pandemic, he sent videos encouraging and thanking front line workers and has continued to encourage and promote vaccinations.



TUNCH ILKIN &amp; CRAIG WOLFFLEY

### Tunch & Wolf's Walk for the Homeless

For many years, former Steelers offensive linemen, team broadcasters and best friends Tunch Ilkin and Craig Wolfley held an annual walk to benefit the poor and homeless of Pittsburgh. The proceeds went to Light of Life Rescue Mission to provide life-changing resources for Pittsburgh's homeless, hungry, abused, and needy, along with addiction and homeless awareness initiatives. The final event was held in June of 2021 with the celebration focused on thanking the duo for the many years and funds they raised for the mission. Sadly, Tunch passed away on September 4 after a valiant battle with ALS, but his impact will live on in Pittsburgh and Steelers Nation.



JON KOLB

### Adventures in Training with a Purpose

Former Steelers offensive lineman and coach Jon Kolb founded Adventures in Training with a Purpose (ATP) to confront health and movement-related issues in vulnerable populations with chronic pain and disease. These individuals are largely underserved due to the lack of insurance coverage for long-term care. ATP seeks to restore quality of life and reduce painful movement through Functional Mobility Wellness Training which incorporates strength and aerobic training to improve balance and stability while incorporating sensory integration and motor skill development activities.

Many of those training with ATP are veterans, active military, or first responders. ATP is dedicated to improving their lives through purposeful physical training, empowering them with freedom to move and perform tasks of daily living without the need of assistance. ATP also believes that adventure empowers the soul. In addition to training with ATP clients can go on adventures such as rock climbing, hiking, and more.

In 2021, ATP served more than 100 individuals suffering from ALS, Parkinson's, MS, spinal cord injury and cognitive development disorders. In addition to physical and neurological conditions, ATP also works with those dealing with anxiety, depression, and PTSD. Adventures were expanded across the globe, including a team of 15 individuals climbing to the summit of Mount Kilimanjaro. A new program, Boxing with Faith, is led by boxing champion Faith Wolfley and her husband, Steelers legend Craig Wolfley.

[www.adventurestraining.org](http://www.adventurestraining.org)





VANCE MCDONALD

## The VM Foundation

Through their VM Foundation, former Steelers tight end Vance McDonald and his wife Kendi are building Hidden Meadow Farm and Retreat in Ligonier, Pa. for faith-based leaders, non-profit teams, and other to find respite, refreshment and renewal so that they are empowered, encouraged and equipped to stay the course and fulfill the calling on their lives and ministries. The McDonalds also support a number of other community initiatives including Convoy of Hope, which helps people live with freedom from poverty, disease and hunger.

[www.thvmfoundation.com](http://www.thvmfoundation.com)




CHUCK NOLL

## Chuck Noll Foundation

The Steelers launched the Chuck Noll Foundation for Brain Injury Research in 2016 to support continued research and education regarding brain injuries and treatment of sports-related concussions. The Foundation funds research that it believes is the most promising in the area of sports-related concussions and related conditions. To help best evaluate which research programs to fund, some of the most renowned neurosurgeons in the country serve on a national medical advisory panel. Steelers legends Merrill Hoge and Jerome Bettis serve on the board of directors. Proceeds from the annual Steelers Hall of Honor dinner at Acrisure Stadium support the mission of the foundation. In 2021, the foundation continued as one of the beneficiaries of the annual Steelers Run and Walk, presented by Gatorade.

[www.chucknollfoundation.org](http://www.chucknollfoundation.org)



WILLIE PARKER

## 39 Legends Foundation

Former Steelers running back Willie Parker established the 39 Legends Foundation to provide assistance, tools and inspiration to underprivileged children. The foundation has three core pillars – Wellness, with programming including youth football camps and mental health awareness; Education, with a focus on reading, financial literacy, self-confidence and career resources; Leadership & Lifestyle, with programming and resources to learn leadership and healthy living.

[www.39legendsfoundation.com](http://www.39legendsfoundation.com)



▲ Fellow Steelers legends, Coach Tomlin, Jim Rooney and Steelers staff helped the Porters celebrate the grand opening.

JOEY &amp; CHRISTY PORTER

## Jasmine Nyree (Porter) Homes, Inc.

Former Steelers linebacker and coach Joey Porter and his wife Christy's daughter Jasmine was born with severe autism. After struggling to find resources to help them care for her, they established the Jasmine Nyree Day Center in their hometown of Bakersfield, Calif. in 2003. The center served special needs children ages 5 to 12 until 2008 when they expanded to include young adults up to 21.

In June 2021, the Porters opened the Jasmine Nyree Campus (JNC) in Pittsburgh's Sheraden neighborhood after renovating long-vacant buildings in the community. The center provides resources for the community as well as for adults 21 and over with developmental issues. JNC also partners with the City of Pittsburgh on economic development plans for the area.

In 2021, JNC launched Calling All Girls, a social empowerment program for young women ages 12 to 15. A learning center will house educational, recreational and health-oriented activities for the neighborhood. A Giant Eagle Mobile Market stops by the campus every Friday morning to help address the food desert for the community, many of whom don't have transportation to go grocery shopping.

[www.jasminenyreecampus.com](http://www.jasminenyreecampus.com)

## RYAN SHAZIER

**Ryan Shazier Fund for Spinal Rehabilitation**

When former Steelers linebacker Ryan Shazier suffered his life-altering spinal cord injury (SCI), his eyes were opened to the challenges and barriers SCI patients face in their road to recovery. This led him to start the Ryan Shazier Fund for Spinal Rehabilitation with the mission of giving those with SCI and their caregivers the support, resources and funding they need to live independent and meaningful lives. The Fund is raising awareness through Shalieve Stories, which showcase the inspirational journeys of those facing their spinal cord injury challenges with courage and determination as Ryan did. Ryan shares his story in the book "Walking Miracle," released in November 2021.

[www.ryanshazierfund.org](http://www.ryanshazierfund.org)



## DONNIE SHELL

**Donnie Shell Scholarship Foundation**

The Donnie Shell Scholarship Foundation was created by Donnie and Paulette Shell to fill in the financial gap for students attending his alma mater, South Carolina State University. Many of the students who attend SCSU come from rural areas of the state of South Carolina and don't have the financial means to afford their college tuition.

[www.donnieshell.com/pages/scholarship](http://www.donnieshell.com/pages/scholarship)



## JOHN STALLWORTH

**John Stallworth Foundation**

The John Stallworth Foundation (JSF) was created in 1980 by Hall of Fame WR John Stallworth and his wife Flo to provide merit-based scholarships to deserving students attending their alma mater, Alabama A&M University. The Foundation's mission was expanded in 2013 to add scholarships for students attending other universities in the state of Alabama. The JSF assists academically gifted, deserving students from diverse economic circumstances. Many of these students do not have the financial means to attend college and are often denied the opportunity to develop their full potential. Since its inception, the Foundation has awarded more than \$550,000 in scholarship awards.

[www.johnstallworth.com/home/about-the-foundation](http://www.johnstallworth.com/home/about-the-foundation)





*GAMEDAY*  
**ACTIVATIONS**

▲ ROCKY BLEIER



## Frontline Essential Worker Recognition



During every home game this season, individuals were recognized for their contributions during the ongoing pandemic. Honorees were invited to the game and honored on the big screen where an in-game announcement celebrating their hard work and commitment to keeping the Pittsburgh community safe.



## Salute to Service

Throughout the month of November, the team honored and celebrated those who have served in the military as part of the Salute to Service initiative. Pittsburgh Steeler Eric Ebron surprised ten local veterans with hero banners that honored their service and sacrifice to our country. The banners hung along Art Rooney Avenue for the game against the Chicago Bears.

On gameday retired US Army Sergeant First Class Nelson E. Lowes was selected as Steelers Fan of the Year and was recognized and surprised by Steelers alumni Rocky Bleier and American Singer and Songwriter Bret Michaels.



## Hispanic Heritage Month

In celebration of Hispanic Heritage Month, members of the rookie class spent an afternoon with the Latino Community Group SOY (Supporting Our Youth) Pittsburgh Elementary after-school program.

The mission of the program is to help Latino youth with their academics and learn more about their heritage. The students offered some insight into their lives by bringing in items that represent the country they are from and setting up a mini museum for the players to view the items. There was also a salsa lesson from one of the teachers, giving the players a chance to have some fun while learning one of the most popular dances in their culture.

In addition to this, during Hispanic Heritage Month the Steelers awarded the Hispanic Heritage Leadership Award and Hispanic Heritage Foundation Youth Award to Melanie Marie Boyer and Edgar Morales.

The Hispanic Heritage Leadership Award was presented to Melanie Marie Boyer, Executive Director of the Pittsburgh Metropolitan Area Hispanic Chamber of Commerce. She implemented a plan to ensure the sustainability and long-term effectiveness of the Pittsburgh Hispanic Chamber and provided a platform to apply for the Paycheck Protection Program with live support in multiple languages.

The Hispanic Heritage Foundation Youth Award was presented to Edgar Morales, Student Success Specialist, Latino Community Center. Morales helps Latinx students, often first generation, achieve their future goals. He provides personalized support to students as they prepare for a successful future.



## CRUCIAL CATCH INTERCEPT CANCER

The NFL has partnered with the American Cancer Society for the 13th consecutive season for 'Crucial Catch: Intercept Cancer.' The initiative supports the fight against cancer and is highlighted by NFL teams during the month of October. For multiple years, the Pittsburgh Steelers have chosen to highlight Breast Cancer during the Crucial Catch game and this year Steelers alumni, Ryan Shazier joined local breast cancer survivors for the Terrible Towel Twirl. During the game fans were given pink Terrible Towels and we presented a \$10,000 donation to Susan G. Komen to continue their breast cancer research. At halftime, five UPMC cancer doctors competed in an on-field catching competition for the honor to present UPMC Hillman with a \$10,000 donation.



A DONATION OF

# \$10,000

for Breast Cancer Research



## MY CAUSE MY CLEATS



The My Cause My Cleats NFL Initiative gives players an opportunity to showcase charitable organizations by wearing specially designed cleats.

This year, 22 players from the Steelers took part in the initiative to show support for community organizations they are passionate about. Please see below for a couple of highlights:

**Eric Ebron** selected the **Michael J. Fox Foundation**, a non-profit that supports individuals with Parkinson's Disease. Eric's grandfather, Oling Jackson, passed away during his battle with the disease in 2003.

**Ulysees Gilbert III** has supported **Breast Cancer Awareness** consistently since he was drafted by the Steelers. His mother and aunt are both breast cancer survivors.

**Najee Harris** founded and chose to support **Da' Bigger Picture Foundation**. His foundation is focused on assisting underserved families in reaching their potential and goals. Harris has a personal connection with homelessness.



The Steelers presented 'Inspire Change' Awards to two community leaders, the late Alma Speed Fox and Jerrel Gilliam during the teams 'Inspire Change' game that promoted access to opportunities for all to create progress in police-community relations, criminal justice reform, and education and economic advancement.

Alma Speed Fox was a civil rights pioneer and community advocate and one of the area's first African American feminist leaders. A champion of human rights and an advocate for women, Fox was a founding member and the President Emeritus of Freedom Unlimited, Inc. She held a seat on the Pittsburgh Commission on Human Relations for three decades and served as a member of the board of directors for the National Organization for Women, Gwen's Girls, and the Women and Girls Foundation. Fox passed away in January of 2022 but her legacy will continue to be celebrated throughout the Pittsburgh community.

Jerrel Gilliam is the Executive Director of the Light of Life Rescue Mission, an organization he began with as a volunteer in 2014. Gilliam's social work began when he worked as a paramedic in the Hill District in the 1980s and he realized he wanted to address underlying problems that can ripple through the community before they started.



## WALTER PAYTON MAN OF THE YEAR

In 2021, Cameron Heyward was nominated for the Walter Payton Man of the Year Award.

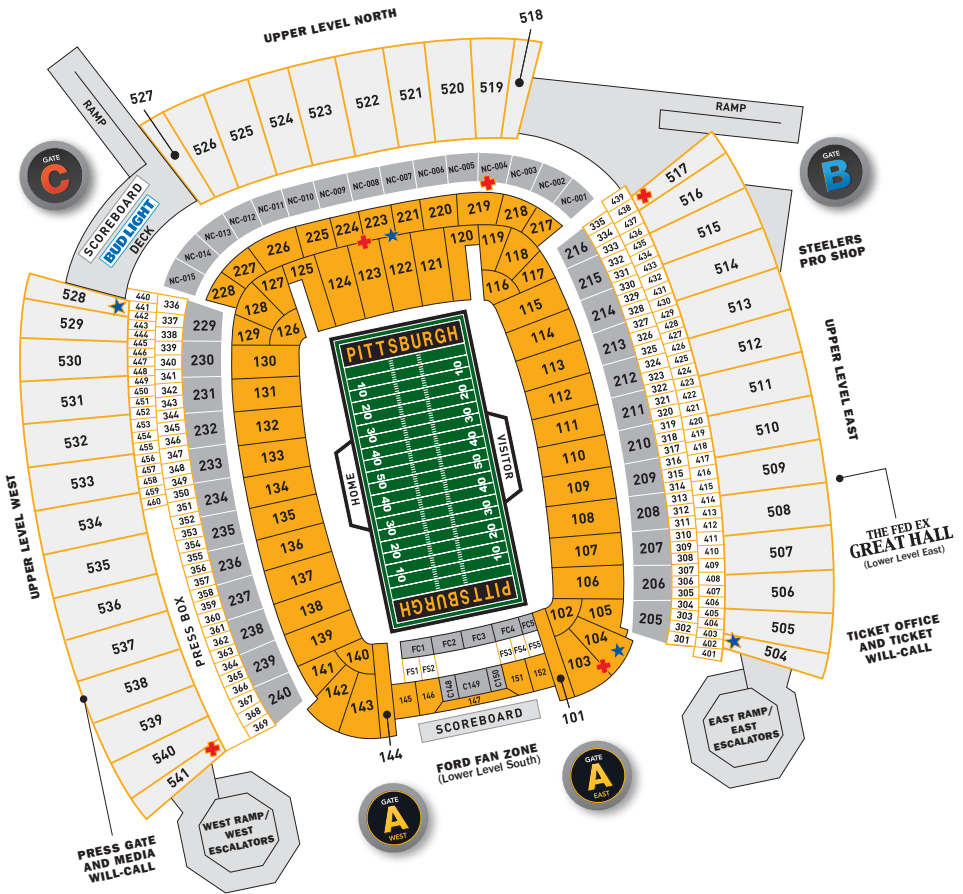
For several years, Cameron Heyward has made meaningful contributions to the Pittsburgh community through his nonprofit the Heyward House. Through his nonprofit he has been able to establish key programs like Craig's Closet, the Literacy Project, and Cam's Birthday Bash. His commitment to the community continues to reach all ages and impact everyone around him. Heyward was honored in December during week 14.



▲ Cameron Heyward



# 2022 STADIUM DIAGRAM




THERE'S NO PLACE LIKE

# HOME



FORBES FIELD




THREE RIVERS STADIUM



PITT STADIUM



ACRISURE STADIUM



### Forbes Field 1933-1963

- ✦ **OPENED**  
June 30, 1909
- ✦ **DEMOLISHED**  
July 28, 1971
- ✦ **CAPACITY**  
25,000 (1909)  
35,000 (1938)
- ✦ **FIRST STEELERS GAME** (Sept. 20, 1933)  
New York Giants 23, Pittsburgh 2
- ✦ **FINAL STEELERS GAME** (Dec. 1, 1963)  
Pittsburgh 20, Philadelphia 20

### Pitt Stadium 1958-1969

- ✦ **OPENED**  
Sept. 1, 1925
- ✦ **DEMOLISHED**  
December 1999
- ✦ **CAPACITY**  
56,150
- ✦ **FIRST STEELERS GAME** (Oct. 5, 1958)  
Cleveland 45, Pittsburgh 12
- ✦ **FINAL STEELERS GAME** (Dec. 14, 1969)  
New York Giants 21, Pittsburgh 17

### Three Rivers Stadium 1970-2000

- ✦ **OPENED**  
July 16, 1970
- ✦ **DEMOLISHED**  
Feb. 11, 2001
- ✦ **CAPACITY**  
59,000 (football), 47,972 (baseball)
- ✦ **FIRST STEELERS GAME** (Sept. 20, 1970)  
Houston 19, Pittsburgh 7
- ✦ **FINAL STEELERS GAME** (Dec. 16, 2000)  
Pittsburgh 24, Washington 3

### Acrisure Stadium 2022

- Heinz Field (2001-2021)
- ✦ **OPENED**  
August 25, 2001
- ✦ **CAPACITY**  
68,400
- ✦ **FIRST STEELERS GAME** (Oct. 7, 2001)  
Pittsburgh 16, Cincinnati 7

## DID YOU KNOW?



For the 1943 season, the Steelers merged with the Philadelphia Eagles because of depleted rosters during WWII and formed the Phil-Pitt "Steagles." The team split its home games between Pittsburgh's *Forbes Field* and Philadelphia's *Shibe Park*.



### SHIBE PARK

The Steelers merged with the Chicago Cardinals in 1944, again due to depleted rosters during WWII. The teams were known as Card-Pitt and their home games were played at Pittsburgh's *Forbes Field* and Chicago's *Comiskey Park*.



### COMISKEY PARK



# 2022 STAFF



MEDIA GUIDE





**Mike Tomlin** was named the 16th head coach in Pittsburgh Steelers history on January 22, 2007. Hired at the age of 34, Tomlin became only the third head coach hired by the Steelers since 1969.

In his 15 seasons as head coach for the Pittsburgh Steelers, Tomlin has accomplished many things that have never been done in the team's storied history. A franchise known for stability at the head coaching position, Tomlin ranks among the League's longest-tenured active head coaches entering the 2022 season.

Tomlin became the youngest head coach in NFL history to both coach in and win a Super Bowl when he led the Steelers to a 27-23 victory over the Arizona Cardinals in Super Bowl XLIII (36 years, 323 days). By winning the Super Bowl in only his second season as a head coach, he also became the fastest to win a Super Bowl title in Steelers history.

Over his head coaching tenure in Pittsburgh, Tomlin has led the Steelers to seven AFC North titles, most recently in 2020, and has guided the Steelers to the playoffs 10 times, including two trips to the Super Bowl (XLIII and XLV). Tomlin has won at least five home games in each of his first 15 years, including six in 2021. In his 15 seasons, he has never had a losing record.

Tomlin has sent a total of 70 selections to the NFL's annual Pro Bowl, including the four players who received Pro Bowl honors for the 2021 season. Additionally, Tomlin was appointed by Commissioner Roger Goodell to the NFL's Competition Committee in March 2013.

Tomlin is one of only eight coaches in League history to win a Super Bowl within his first two seasons as an NFL head coach. He is the only head coach in Steelers history to lead the team to two Super Bowls in his first four seasons at the helm, including an appearance against the Green Bay Packers in Super Bowl XLV. He is one of only two Steelers head coaches to win three division titles in his first four seasons.

Tomlin has led Pittsburgh to a 154-85-2 record in the regular season since becoming the team's head coach in 2007 - the second-best record in the NFL during that time span. His 154-85-2 regular-season record (.643) is the best start in franchise history. Tomlin's 154 regular-season victories are the second-most in the NFL since 2007. His 154 regular-season victories are the third-most among active coaches in the NFL and tied for 18th-most in League history. Tomlin's .643 regular-season win percentage is the 10th-highest in NFL history (minimum 100 games).

Tomlin is the 20th head coach in League history to reach 150 career wins. He registered 150 career victories in the fourth-fewest games in NFL history (232).

In 2021, Tomlin led the Steelers to a 9-7-1 record and captured a playoff berth for the 10th time in his Steelers career. For the fifth-straight season, the Steelers led the NFL in sacks (55). The Pittsburgh defense sat atop the League in red zone defense allowing touchdowns on just 50.14% of red zone trips. Offensively, rookies Pat Freiermuth and Najee Harris set several rookie franchise records and were two of five rookies starting in Week 1 of the season.

In 2020, Tomlin became one of just two head coaches in NFL history to begin a head coaching tenure with at least 14 consecutive non-losing seasons – joining Marty Schottenheimer (14, 1984-97). The Steelers began the season with an 11-0 win-streak, which culminated in a 12-4 regular-season record and Tomlin's ninth AFC North title. The 11-game winning streak (9/14/20-12/2/20) tied the longest regular season winning streak in franchise history. Over the past six seasons (2013-20), Tomlin has led the team to a 26-13 record in the month of December/January.

The Steelers offense dramatically improved in 2020, scoring at least 24 points in 11 regular season games after hitting the mark just five times in 2019. However, it was Pittsburgh's defense that once again showed its teeth, either topping or sharing the league lead in 20 different defensive categories including tackles for loss (103), sacks (56.0), interceptions (18), passes defended (84), quarterback pressures (198), defensive completion percentage (56.7%) and opposing QB rating (76.7). The unit also finished second in takeaways (27) and third in scoring defense (19.5).

Finishing the regular season as the AFC's No. 3 seed, Pittsburgh produced five Pro Bowlers - offensive linemen Maurkice Pouncey and David DeCastro and defenders Minkah Fitzpatrick, Cameron Heyward and T.J. Watt - marking the fourth consecutive season in which at least five Steelers were named to the Pro Bowl.

Pittsburgh was beset with injuries in 2019. The Steelers lost quarterback Ben Roethlisberger with a season-ending elbow injury in Week 2. Running back James Conner missed six games, wide receiver Juju Smith-Schuster missed four games, and was sidelined for the majority of two others, and defensive end Stephon Tuitt missed the final 10 games of the season. Even backups – quarterback Mason Rudolph and running back Jaylen Samuels missed multiple games. Starting center Maurkice Pouncey missed three games. Starting left guard Ramon Foster and starting tight end Vance McDonald were both sidelined two games for concussions. Undrafted rookie free-agent Devlin Hodges was forced to play in eight games (six starts), and, despite an 0-3 start, Tomlin still led Pittsburgh to a record of 8-8.

Despite injuries, Pittsburgh's defense led or tied for the League-lead in sacks (54.0), quarterback hits (117), takeaways (36), fumble recoveries (17) and rush TDs allowed (7). The Steelers also ranked among the NFL's top-five in interceptions (2nd, 20), interception rate (2nd, 3.89%), passing defense (3rd, 194.6), yards per play allowed (3rd, 4.74), passes defended (3rd, 83), yards per rush allowed (3rd, 3.79), forced fumbles (t-3rd, 19), tackles for loss (t-3rd, 90), opposing passer rating (4th, 80.7), pass yards per attempt allowed (4th, 6.06), total defense (5th, 304.1), scoring defense (t-5th, 28.9) and offensive TDs allowed (5th, 30).

During the 2019 season, Tomlin reached 125 career wins in the fewest games (192) in team history, tying him with Bud Grant for the fifth-fewest games by an NFL head coach to secure 125 regular season wins. He was the third head coach in NFL history with 133 or more regular season wins in their first 13 seasons as a head coach, joining Tony Dungy: 139 and Shula: 138.

Tomlin led the Steelers to a record of 9-6-1 in 2018. With a Week 5 win against Atlanta, he and quarterback Ben Roethlisberger broke a tie with Chuck Noll and Terry Bradshaw for the most wins by a head coach-quarterback tandem in franchise history. The duo's 127 regular-season wins (2007-20) are now third-most by a head coach-quarterback pairing in NFL history, trailing only the tandems of Sean Payton/Drew Brees and Bill Belichick/Tom Brady.

Roethlisberger set single-season franchise records for touchdown passes (34), pass completions (452) and passing yards (5,129) in 2018, while leading all NFL players in pass completions and passing yardage. Wide receiver Antonio Brown led the NFL with a single-season franchise record 15 TD catches. Brown and second-year wide receiver Juju Smith-Schuster also made history, becoming the sixth wide receiver duo in NFL history and first in Steelers history to record 100 receptions and 1,000 yards apiece in a single season. Smith-Schuster was voted Team MVP for his breakout year.

With Tomlin at the helm, six Steelers were named to the Pro Bowl for their 2018 performances — the third consecutive season with at least five selections. Brown, running back James Conner, defensive tackle Cameron Heyward and offensive linemen DeCastro, Maurkice Pouncey and Villanueva all received Pro Bowl accolades.

In 2017, Tomlin led the Steelers to a 13-3 record, including a 6-0 record against the AFC North, securing his sixth division title and a No. 2 seed in the AFC for the postseason. The team's 13 wins marked the most wins in a single season in the Tomlin era.

Under Tomlin's guidance, Roethlisberger became the eighth quarterback in NFL history to reach 50,000 passing yards, finishing the 2017 season with a career total of 51,065. Brown was voted team MVP for his outstanding performance and became the first Steeler to earn the honor four times (2011, '13, '15 and '17). Brown led the league with 1,533 receiving yards and set an NFL record for the most receptions (582) and receiving yards (7,848) by a player in any five-year span in League history. For the second straight season, running back Le'Veon Bell led the AFC in scrimmage yards per game (129.7) and surpassed his own Steelers single-season record for receptions by a running back with 85. Defensively, the team led the NFL and set a Steelers single-season record with 56 sacks in 2017.

For their efforts, Roethlisberger, Brown and Bell were named to the Pro Bowl along with kicker Chris Boswell, linebacker Ryan Shazier, and offensive linemen DeCastro, Maurkice Pouncey and Villanueva. Brown, Bell and DeCastro were also named AP All-Pro, along with Heyward. Heyward and fullback Roosevelt Nix were also added to the Pro Bowl roster prior to the game.

The Steelers finished with an 11-5 record in 2016, and won each of the team's final seven regular-season games, to secure the AFC North title and No. 3 seed in the AFC for the postseason. It marked the fifth time Tomlin led the Steelers to at least 11 wins in the regular season. Pittsburgh won its first two postseason games, vs. Miami in an AFC Wild Card Game and at Kansas City in an AFC Divisional Playoff, before falling to the New England Patriots in the AFC Championship Game.

Bell was voted the Steelers' MVP for his 2016 efforts. He led the NFL in scrimmage yards per game (157.0), and he became the fastest player in NFL history to reach 3,000 rushing yards and 1,500 receiving yards in his career (38 games). In the Steelers' Week 14 victory at Buffalo in 2016, Bell set the single-game team record with 236 rushing yards and tied the single-game team mark with three rushing TDs.

Roethlisberger and Brown continued to etch their names in NFL history. Roethlisberger finished the season with the ninth-most passing TDs in NFL history (301) and the 10th-most passing yards in NFL history (46,814). Brown set numerous NFL records, including one for the most receptions in a player's first 100 career regular-season games (622) and one for the most receptions in NFL history by a player in any four-year span (481).

Tomlin also reached his 100th career win in 2016 and did so in the fewest games (157) in team history. He became the eighth head coach in NFL history to reach 100 regular-season wins in their first 10 seasons.

Despite significant injuries to multiple starters during the 2015 season, the Steelers finished with a 10-6 record (2nd in the AFC North) and advanced to the Divisional Round of the playoffs. The Steelers finished third in the NFL in total offense (1st in the AFC), while the defense posted 48 sacks under first-year defensive coordinator Keith Butler. The 48 sacks were the third most in the NFL in 2015.

In 2014, Tomlin orchestrated one of the top offensive outputs in team history. The Steelers broke numerous offensive records, including points scored (436), total yards (6,577), passing yards per game (301.6) and total first downs (379). On an individual basis in 2014, Tomlin guided Roethlisberger, Brown and Bell — who all made the Pro Bowl — to record-setting years.

Arguably one of his best coaching performances may have come in the second half of the 2013 season. Despite an 0-4 and 2-6 start to the season, the Steelers finished the regular season surging to a 6-2 second-half record, falling just short of the playoffs.

In 2012, Tomlin led the Steelers to a 27-10 victory over the New York Jets in the home opener, becoming the first coach in team history to win his first six home openers. The Steelers finished the season with the top-ranked overall defense (275.8 yards/game) and finished first in passing defense (185.2 yards/game).

In 2011, Tomlin led the Steelers to a 12-4 record, marking the second straight season the team posted 12 wins, which was only the second time in team history it had been achieved. The Steelers finished the season with the top-ranked total defense (271.8 ypg) and scoring defense (14.2 ppg). Pittsburgh posted a 7-1 record at home in 2011, for the second time in Tomlin's career (2007). He also had five players (Roethlisberger, Mike Wallace, Pouncey, Troy Polamalu and Brown) selected to the Pro Bowl following the season.

Tomlin's seven road wins during the 2010 regular season tied a Steelers record previously set in 1978 and 2004. The Steelers finished second in total defense under Tomlin's guidance in 2010, allowing only 276.8 yards per game. Pittsburgh led the NFL and set a team record in rushing defense, yielding only 62.8 yards per game (1,004 yards), the third-best total in NFL history dating back to 1970. The Steelers also established an NFL record in 2010 by not allowing an opponent to rush for more than 75 yards in any of their first eight games during the regular season.

In all, the Steelers' defense led the NFL in 2010 in rushing yards allowed (62.8 yds./game), points allowed (232), touchdowns allowed (22), quarterback sacks (48), rushing average (3.0), yards per play (4.5) and yards allowed on first down (4.08). It finished second in the league in passing average (6.31), turnover advantage (+14) and red-zone efficiency (40.0, tied).

Under Tomlin, the Steelers broke new ground on offense in 2009. Pittsburgh's offense ranked seventh in the NFL (ninth passing, 19th rushing) but became the first unit in team history to boast a 4,000-yard passer (Roethlisberger), two 1,000-yard receivers (Hines Ward, Santonio Holmes) and a 1,000-yard rusher (Rashard Mendenhall) in the same season. Pittsburgh's defense ranked fifth in the NFL (third vs. run, 16th vs. pass) while leading the AFC and finishing one shy of the NFL lead with 47 quarterback sacks.

The Steelers continued to be dominant at home under Tomlin in 2009. Pittsburgh finished with a 6-2 home record after finishing 7-1 (2007) and 6-2 (2008) at home during Tomlin's first two seasons.

Tomlin finished the 2008 season with a 12-4 record and his second consecutive AFC North Division title, becoming the only Steelers head coach to win division crowns in each of his first two seasons. He also set a record with 22 regular-season wins in his first two years at the helm and is the only Steelers head coach to win at least 10 games in each of his first two seasons. Tomlin's .688 winning percentage (22-10) after two years is the best in Steelers history.

The Steelers' defense was dominant under Tomlin's guidance in 2008, leading the NFL in total defense (237.2), pass defense (156.9), points per game (13.9), total yards per play (3.9), rushing yards per attempt (3.3), passing yards per attempt (4.7) and third-down efficiency (31.4), while finishing second in rush defense (80.3).

Tomlin led the Steelers to a 10-6 record in 2007 and became just the second coach in team history to post a winning record, win a division title and earn a playoff berth in his inaugural season. Tomlin began his head coaching career by becoming only the second Steelers head coach to win his first three games. During 2007, the Steelers became just the fifth team in NFL history to win their first four home games by at least 20 points.

Tomlin guided the Steelers to the NFL's top-ranked defense in 2007, yielding only 266.4 yards per game. The Steelers' defense ranked third in the NFL against both the run (89.9 avg.) and the pass (176.5 avg.), and finished third in the league in total yards allowed per play (4.6). Pittsburgh's defense led the NFL in passing yards per play (5.7) and first downs allowed per game (15.6), and finished second in the league in points allowed per game (16.8).

The Steelers' offense finished third in the NFL in rushing (135.5 avg.) during Tomlin's first season, sparked by Willie Parker, who led the league in rushing before injuring his leg in Week 16. Roethlisberger enjoyed a record-setting season during Tomlin's first year, establishing new team records for TD passes (32) and passer rating (104.1) while earning his first career Pro Bowl appearance.

Tomlin was the NFL's second-youngest head coach in 2007, and he became only the second Steelers coach in team history to win at least 10 games during his first year at the helm. The Steelers posted a 7-1 record at home in 2007 and were 5-1 in the AFC North (3-0 at home).

Tomlin spent the 2006 season as the Minnesota Vikings' defensive coordinator. That season, the Vikings ranked eighth in the NFL in total defense and first against the run while not allowing a 100-yard rusher the entire season.

Tomlin was the defensive backs coach with the Tampa Bay Buccaneers from 2001-05. In 2002, Tomlin guided one of the most productive defensive backfields in the NFL, culminating with its performance in Super Bowl XXXVII. The secondary recorded four of the team's five interceptions, returning two for touchdowns, to help Tampa Bay capture the franchise's first Super Bowl title.

Before joining Tampa Bay's staff, Tomlin served two seasons as the defensive backs coach at the University of Cincinnati (1999-00). He took over a secondary that ranked 111th in the nation in pass defense in 1998 and helped them improve to 61st overall in his first season. Under Tomlin's direction in 2000, the Bearcats ranked eighth in the nation in interceptions as well as fourth nationally in total turnovers.

Prior to joining the Cincinnati staff, Tomlin had a short stint on the coaching staff at Tennessee-Martin and then spent two seasons at Arkansas State, coaching wide receivers in 1997 before switching to defensive backs in 1998.

Tomlin spent the 1996 season as a graduate assistant at the University of Memphis, where he worked with the Tiger defensive backs and special teams units. He began his coaching career in 1995 as wide receivers coach at Virginia Military Institute.

Tomlin was a three-year starter at wide receiver at William & Mary (1990-94) and finished his career with 101 receptions for 2,054 yards and 20 TD catches. A first-team All-Yankee Conference selection in 1994, he established a school record with a 20.2 yards-per-catch average.

Tomlin is very active in the community and was recognized, along with his wife Kiya, in February 2013, by the Chuck Cooper Foundation with the Career Achievement in Leadership Diversity and Community Service Award. Tomlin also participates in the annual ManUp Pittsburgh conference which encourages local men to be better fathers and role models.

#### TOMLIN'S FOOTBALL CAREER

2007-2022	<b>Pittsburgh Steelers</b> .....	<b>Head Coach</b>
2006	Minnesota Vikings .....	Defensive Coordinator
2001-2005	Tampa Bay Buccaneers .....	Defensive Backs
1999-2000	University of Cincinnati .....	Defensive Backs
1998	Arkansas State University .....	Defensive Backs
1997		Wide Receivers
1996	University of Memphis .....	Graduate Assistant
1995	Virginia Military Institute .....	Wide Receivers





**John Mitchell**, the longest-tenured member of the Steelers' coaching staff, will enter his 29th season in 2022 having served as the team's defensive line coach from 1994-2006, before being named assistant head coach/defensive line (2007-17). He was promoted to assistant head coach in 2018.

As assistant head coach, Mitchell oversees staff development among the coaching staff, works with current and former players in career development, and assists Head Coach Mike Tomlin in community-related events.

Mitchell joined the Steelers' coaching staff on January 31, 1994, and holds 50 seasons of coaching, including 15 years at the college level and two in the United States Football League.

Over Mitchell's 24-year tenure as Pittsburgh's defensive line coach, the Steelers' defensive front helped the team lead the NFL in rush defense five times and finish in the top-10 in the League a total of 18 times. The team only allowed one 100-yard rusher for a stretch of 50 straight regular-season games from 2007-10, and in 2010, the defense allowed only 62.8 rushing yards per game. That figure is a team record and is the third-lowest average in a single season out of any NFL team since the 1970 NFL merger.

In 2017, defensive team captain and defensive end Cameron Heyward led the Steelers' defense and tied for third among AFC defensive linemen with a single-season career-best 12.0 sacks and was named AFC Defensive Player of the Week twice. Heyward was named to the 2018 Pro Bowl and received Associated Press All-Pro First-Team honors.

The defensive line—Heyward, Tyson Alualu, Javon Hargrave, Stephon Tuitt and L.T. Walton—combined for 23.0 of the Steelers' single-season franchise record and NFL-leading 56.0 sacks in 2017.

During the 2016 season, Mitchell's defensive line suffered a huge loss when Heyward suffered a pectoral injury Week 10 vs. Dallas and was lost for the remainder of the season. Heyward had led the team or tied for the team lead in sacks the previous two seasons (2014-15).

In Heyward's absence, Tuitt and rookie Hargrave stepped up in a big way. Tuitt recorded 4.0 sacks in the team's final six regular-season games. Including the post-season, Hargrave totaled 3.0 sacks and one fumble recovery, which he recovered in the end zone for a touchdown Week 11 at Cleveland.

In 2015, the Steelers finished fifth in the League in rush defense, allowing 92.1 yards per game to opponents. Pittsburgh also tied for the second-fewest rushing first downs allowed (71) in the NFL and yielded six rushing TDs, the second fewest in the NFL on the season.

Heyward led the team in sacks for the second consecutive season, marking the first time since 2003-04 that a defensive lineman led the team or tied for the team lead in sacks two-straight seasons. Tuitt finished second on the team with a career-high 6.5 sacks in 2015.

Heyward and Tuitt finishing first and second on the team in sacks marked the first time in team history since 1990 that two Steelers' defensive linemen finished first and second on the team in sacks.

Heyward set a career-high with 7.5 sacks in 2014, tying for the team lead, as he became the first defensive lineman since 2004 (Aaron Smith) to lead or tie for the team lead in sacks in a single season. He also led the team with 21 quarterback pressures.

The Steelers' defensive line guided the group to tops in the NFL in total defense and second in rush defense, giving up 90.6 rushing yards per game in 2012. Defensive end Brett Keisel led the team with a career-high 40 quarterback pressures. He also led the line with 58 tackles and had the second-most sacks (4.5) in a single season in his career.

In 2011, the Steelers defense continued to dominate opposing offenses, only giving up 4.5 yards per play, 271.8 yards per game and 14.2 points per game, ranking first in the NFL in all three categories. Pittsburgh put on a defensive showcase in 2010 by leading the NFL in at least eight categories, including total sacks (48) and fewest points allowed (232). They became the first team in NFL history to hold their opponents to 75 or fewer rushing yards in each of their first eight games.

In 2009, Pittsburgh's defense ranked fifth in the NFL while leading the AFC and finishing one shy of the NFL lead with 47.0 sacks. Mitchell was instrumental in the development of five-time Pro Bowler Casey Hampton, who became the first Steelers defensive lineman to be named Steelers MVP or Co-MVP since Hall of Famer Joe Greene in 1970. Strong play by Mitchell's line was a huge reason why the Steelers finished the 2008 regular season second overall in the NFL against the run.

Mitchell was hired to the Pittsburgh Steelers coaching staff following three seasons as the defensive line coach for the Cleveland Browns. Mitchell joined the NFL ranks in 1991 with the Browns, where he tutored two Pro Bowl defensive tackles, Michael Dean Perry and Rob Burnett.

In 1983, Mitchell made his first move to the professional level. From 1983-85 he served as the defensive line coach for the USFL's Birmingham Stallions. He returned to the college ranks in 1986 as the defensive ends coach at Temple University. Mitchell was then hired by Louisiana State University in 1987. He spent four years at LSU, coaching linebackers (1987-90). In 1990, Mitchell also served as LSU's defensive coordinator, becoming the first African-American defensive coordinator in SEC history. He spent four years at LSU, coaching linebackers (1987-90).

Mitchell's early years in coaching were spent studying under two of college football's greatest coaches, as he was the defensive line coach under Paul "Bear" Bryant at Alabama (1973-76) and Lou Holtz at Arkansas (1977-82).

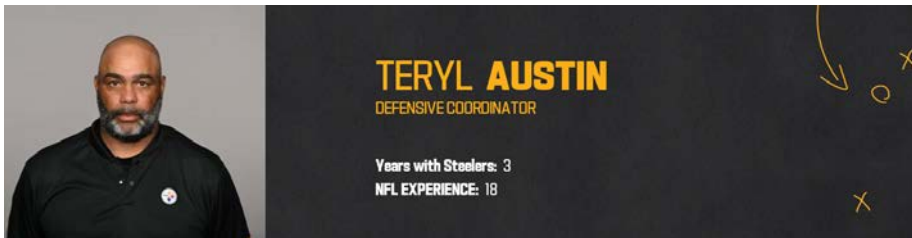
A starter at defensive end for Alabama, Mitchell was the first African-American to play for the University of Alabama along with teammate Wilbur Jackson. He started all 24 games in his two seasons at Alabama, during which time the team compiled a 21-3 record, won two Southeastern Conference championships, and earned All-SEC honors twice and All-American honors in his final season. Mitchell earned a bachelor's degree in social work in 1972, and in 2009 he was elected into the Alabama Sports Hall of Fame.

Mitchell transferred to the University of Alabama from Eastern Arizona Junior College where he played on both the offensive and defensive lines from 1969-1970 and was twice-named a Junior College All-American.

Born in Mobile, Ala., Mitchell and his wife, Joyce, live in Pittsburgh.

MITCHELL'S FOOTBALL CAREER

2018-2022	Pittsburgh Steelers	Assistant Head Coach
2007-2017		Assistant Head Coach/Defensive Line
1994-2006		Defensive Line
1991-1993	Cleveland Browns	Defensive Line
1990	Louisiana State University	Defensive Coordinator/Linebackers
1987-1989		Linebackers
1986	Temple	Defensive Ends
1983-1985	Birmingham Stallions (USFL)	Defensive Line
1977-1982	University of Arkansas	Defensive Line
1973-1976	University of Alabama	Defensive Line



Teryl Austin is in his first season as the Steelers' defensive coordinator. He was promoted after three seasons as the Steelers' senior defensive assistant/secondary on February 6, 2022. This marks his 19th year in the National Football League coaching ranks.

In 2021, six different Steelers' defensive backs were responsible for interceptions, while five forced at least one fumble. Pro Bowl safety Minkah Fitzpatrick led the team with 124 tackles on the season.

Austin coached a group of defensive backs that helped Pittsburgh's defense rank as one of the NFL's best in 2020. The Steelers limited 11 opponents below a 60.0 completion percentage, which led all teams for the season. Pittsburgh's opponents averaged a 56.7 completion percentage and a 76.7 average quarterback ranking. Both marks not only led the NFL but were the lowest by a Pittsburgh defense since 2011. The Steelers also finished near the top of the League in interceptions (t-1st, 18), takeaways (2nd, 27), games with multiple takeaways (1st, 11) and passes defended (1st, 84).

Fitzpatrick was named both a Pro-Bowler and AP All-Pro for the second season in a row. Fitzpatrick had five takeaways (four interceptions and one fumble recovery), which ranked sixth in the NFL.

In 2019, Pittsburgh limited 11 opponents below 200 yards passing, which led the League. The Steelers ranked top-five in the NFL in interceptions (2nd, 20), interception rate (2nd, 3.89%), pass defense (3rd, 194.6), yards per play allowed (3rd, 4.72), passes defended (3rd, 99), opposing passer rating (4th, 79.7), pass yards per attempt allowed (4th, 6.06), total defense (5th, 304.1) and scoring defense (5th, 18.9).

Fitzpatrick, who was named All-Pro, had five interceptions, two forced fumble and three fumble recoveries in 2019. His eight total takeaways (interceptions and fumble recoveries) led the NFL. He recorded defensive TDs in back-to-back games, including a 96-yard interception return for a TD against the Colts (Nov. 3) and a 43-yard fumble return for TD against the Rams (Nov. 10).

Cornerback Joe Haden recorded 65 tackles, 17 passes defended, five interceptions, three tackles for loss, one forced fumble and one fumble recovery in 2019. Haden ranked tied for fourth in the NFL in passes defended, interceptions and total takeaways (five interceptions, one fumble recovery).

Prior to his time in Pittsburgh, Austin served as defensive coordinator for the Detroit Lions (2014-17), before a one-year stint in the same role with the Cincinnati Bengals (2018).

As defensive coordinator for the Lions (2014-17), Austin's defensive units ranked in the Top-10 among all NFL teams in total yards per game allowed (340.3/10th), rushing yards per game allowed (100.3/8th) and the number of games in which opponents were held to 20 points or less (34/tied for 6th).

In 2017, the Lions finished third in the NFL with 32 takeaways, tied for second in fumble recoveries (13) and tied for fifth with a +10 turnover differential. In 2016, Austin's defensive squad helped the team advance to the playoffs as the unit tied for second in the NFL by holding opposing offenses to 21 points or less in 10 games. During the 2015 season, the Lions' defense registered 43 sacks to finish seventh in the NFL. In 2014, his first season as an NFL defensive coordinator, Austin coordinated one of the League's most dominant defenses, finishing second in total defense (300.9 yards per game) and third in scoring defense (17.6 points per game). The defense also finished first in the NFL in rush defense with an average of 69.3 yards allowed per game — the ninth-best opponent per-game rushing tally in NFL history.

Prior to his time with Detroit, Austin served as a defensive backs coach for a combined 10 years with three NFL teams: Seattle Seahawks (2003-06), Arizona Cardinals (2007-09) and Baltimore Ravens (2011-13). In each of his three stops as a position coach, Austin helped lead his team to Super Bowl appearances (Seattle in 2005 and Arizona in 2008), while securing a 2012 Championship with Baltimore.

From 2011-13, Austin served as the secondary coach of the Ravens, developing the secondary into an integral part of one of the NFL's most consistent defenses in recent years. In 2012, Austin's secondary helped advance the Ravens to its Super Bowl XLVII Championship run. In his first season with Baltimore, in 2011, the Ravens yielded a league-low 11 passing TDs and surrendered the third-fewest points per game (16.6), tying an NFL record by ranking in the top three in points allowed for the fourth consecutive campaign.

In 2010, Austin served at the helm of the University of Florida's defense, which recorded 22 interceptions — the fourth-most in the nation — returning four for TDs. The Gators' 538 interception return yards were the most in the nation. Austin's unit led the SEC in conference games, allowing just 310.8 yards per game, including 175.5 passing.

Three of Austin's defensive backs with the Arizona Cardinals earned Pro Bowl honors in 2009: CB Dominique Rodgers-Cromartie, S Antrel Rolle and S Adrian Wilson. Austin helped guide Rodgers-Cromartie, the team's first-round pick in 2008, to a team-best 4 interceptions in the regular season and 2 during the playoffs. In 2007, the Cardinals led the League with 6 interceptions returned for TDs and 551 interception return yards.

Austin played a key role in the development of the Seahawks' young secondary during his 2003-06 tenure in Seattle. Seattle's defense produced 67 interceptions over Austin's four-year span, tying for the 10th-most in the NFL from 2003-07.

Austin's college coaching career began as a graduate assistant at Penn State (1991-92). He held stints as the defensive backs coach at Wake Forest (1993-95), Syracuse (1996-98) and Michigan (1999-2002). Austin was a three-year starter and four-year letterman at safety for the University of Pittsburgh from 1983-87. He earned a bachelor's degree in communications from Pittsburgh in 1988. Austin played for the Montreal Machine of the World League of American Football in 1991, after attending training camps with the Washington Football Team and the Hamilton Tiger-Cats (CFL).

Austin, a native of Sharon, Pa., attended Sharon (Pa.) High School. He and his wife, April, have five children, including sons Tyler, Trey and Torin, and daughters Alexa and Alivia.

AUSTIN'S FOOTBALL CAREER

2022	Pittsburgh Steelers	Defensive Coordinator
2019-2021		Senior Defensive Assistant/Secondary
2018	Cincinnati Bengals	Defensive Coordinator
2014-2017	Detroit Lions	Defensive Coordinator
2011-2013	Baltimore Ravens	Defensive Backs/Secondary
2010	University of Florida	Defensive Coordinator/Cornerbacks
2007-2009	Arizona Cardinals	Defensive Backs/Secondary
2003-2006	Seattle Seahawks	Defensive Backs/Secondary
1999-2002	University of Michigan	Defensive Assistant
1996-1998	Syracuse	Defensive Assistant
1993-1995	Wake Forest	Defensive Backs
1991-1992	Penn State	Graduate Assistant



**Matt Canada** is in his second season as the Steelers' offensive coordinator after being promoted to the position on January 25, 2021. He was hired by the Steelers as the quarterbacks coach on January 15, 2020 and spent one year in the role.

The offense saw an overhaul in personnel during Canada's first season at the helm, as nearly half of the players to start in Week 1 of 2021 weren't on the team the year prior. Rookies Najee Harris and Pat Freiermuth were especially influential additions, as Harris set records for most rushes (307), rushing yards (1,200), receptions (74) and receiving yards (467) by a rookie running back in franchise history and led the NFL in touches (381). Freiermuth finished his debut season setting a franchise record for receptions by a rookie tight end (60) and receiving yards by a rookie tight end (497).

In 2020, under Canada's guidance, Ben Roethlisberger completed 65.6 percent of his passes (399 of 608) for 3,803 yards and 33 TD passes in 15 games. Roethlisberger ranked third in the NFL in both attempts and completions and ranked tied for seventh in the League in TDs. His 33 TD passes were the second-most he's completed in a single season in his 17-year career.

Prior to his arrival in Pittsburgh, Canada owned nearly two decades of experience as both a highly successful quarterbacks' coach and offensive coordinator. Prior to his time with the Steelers, Canada's units set offensive school records at Indiana, Northern Illinois, Wisconsin, and Pittsburgh, and as the interim head coach at the University of Maryland in 2018.

Canada served as the offensive coordinator and quarterbacks' coach at LSU in 2017. Tigers' quarterback Danny Etling threw 16 TDs and only 2 interceptions, while LSU finished the season No. 1 nationally in fewest turnovers. The Tigers won six of seven SEC games down the stretch and earned a trip to the Citrus Bowl.

Among the quarterbacks developed by Canada are former NC State quarterback, New England Patriots third-round NFL Draft pick and current Cleveland Browns signal caller Jacoby Brissett, who threw for 43 TDs and just 11 interceptions over a two-year period under Canada. Canada also mentored first-team All-MAC quarterback Chandler Harnish (Northern Illinois), two-time honorable mention All-Big Ten quarterback Ben Chappell (Indiana), second-team All-Big Ten quarterback Kellen Lewis (Indiana) and fifth-round NFL Draft pick Nathan Peterman (Pitt), who threw for 27 TDs and 7 interceptions in a season when the Panthers broke a number of school records on offense.

In Canada's one season with the Panthers (2016), Pitt averaged a school-record 42 points per game, which ranked No. 10 in the nation. The Panthers led the nation in red-zone TD percentage (82%) and scored at least 28 points in all 12 regular-season games, including a 43-42 victory at eventual national champion Clemson. Pitt allowed just 9 sacks in the regular season, which was the fewest of any Power 5 program. Running back James Conner rushed for over 1,000 yards, scored 16 TDs, and earned first-team All-ACC honors. The Panthers finished the regular season 8-4 and earned a trip to the PinStripe Bowl.

At NC State (2013-15), under Canada, the Wolfpack finished third in the ACC in scoring offense in 2015 and scored the most points (41) in the regular season against College Football Playoff finalist Clemson.

Canada served a critical role in leading Wisconsin to a Big Ten Championship and Rose Bowl berth in 2012. The Badgers routed Nebraska, 70-31, in the conference title game. Wisconsin finished No. 12 nationally in rushing offense and Montee Ball won the Doak Walker Award as the nation's top running back. Ball also earned first-team AP All-American honors.

Prior to joining the Wisconsin staff, Canada led offenses at both Northern Illinois (2003, 2011) and Indiana (2007-10). In 2011, the Huskies won the MAC championship and finished in the top 12 nationally in scoring offense, total offense and rushing offense. Canada guided an Indiana offense that scored a school-record 412 points in 2007.

CANADA'S FOOTBALL CAREER

<b>2021-2022</b>	<b>Pittsburgh Steelers</b> .....	<b>Offensive Coordinator</b>
2020		Quarterbacks
2018	Maryland .....	Interim Head Coach/Offensive Coordinator/Quarterbacks
2017	Louisiana State University .....	Offensive Coordinator/Quarterbacks
2016	University of Pittsburgh .....	Offensive Coordinator/Quarterbacks
2013-2015	North Carolina State .....	Offensive Coordinator/Quarterbacks
2012	Wisconsin .....	Offensive Coordinator/Quarterbacks
2011	Northern Illinois .....	Offensive Coordinator/Quarterbacks
2007-2010	Indiana .....	Offensive Coordinator/Quarterbacks
2005-2006		Passing Game Coordinator/Quarterbacks
2004		Quarterbacks
2003	Northern Illinois .....	Offensive Coordinator/Quarterbacks
2001-2002		Quarterbacks
1998-2000		Running Backs
1997	Butler .....	Offensive Coordinator
1996		Quarterbacks/Wide Receivers
1994-1995	Indiana .....	Graduate Assistant





**Danny Smith** is in his tenth season with the Steelers as the special teams coordinator. Smith was hired on January 31, 2013.

Since joining the Steelers in 2015, kicker Chris Boswell is 182-of-206 overall on field goal attempts (88.3%), including 61-of-75 (81.3%) between 40-49 yards. He ranks third in field goal percentage (88.3%) among all NFL kickers with at least 150 field goal attempts in league history. Boswell's 88.3 field goal percent ranks first in Steelers history among kickers with at least 30 field goal attempts, surpassing Shaun Suisham (2010-14: 124-141 for 87.9%).

In 2021, Boswell broke his own franchise record for most field goals made in a season in Steelers history (36). He also converted 8-of-9 attempts from 50+ yards, doubling his previous record of four makes from 50+ yards in a single season (2017).

Smith also oversaw the development of rookie punter Pressley Harvin in 2021. Harvin finished 10th in the League, landing 25 punts inside the 20-yard line as a rookie.

Under the guidance of Smith, Boswell made 19 field goals on 20 attempts (95.0%) in 2020, the best field goal percentage of his career in a single season. From 2019-2020, Boswell connected on 25-straight field goal attempts, which was the longest streak in the NFL when it ended in Week 11 of 2020 at Jacksonville.

Boswell made 29 of his 31 field goal attempts (93.5%) in 2019, including 29 of 30 from inside 54 yards and 10 of 12 from 40+ yards. He ranked tied for third in the NFL in field goals made, tied for fourth in field goals attempted and fourth in punts (115). Among NFL kickers with at least 30 field goal attempts, Boswell ranked second in field goal percentage.

Boswell was the only kicker in 2019 that did not miss an extra-point attempt (28 of 28) and connected on at least 90% of his field goal attempts. He was the first NFL kicker to accomplish the feat since 2017 and fifth to do so since 2015, when the extra-point attempt was moved to the 15-yard line.

Wide receiver and punt returner Dontae Johnson excelled under Smith's tutelage in 2019. The rookie led the NFL in punt-return average (12.4). Johnson was the fifth player in franchise history to lead the League and first since the 1970 AFL-NFL merger. He returned a punt 85 yards for a TD at Arizona in Week 14, which was the longest punt return for a TD in franchise history. It was the first punt-return TD for the Steelers since December 6, 2015 (Antonio Brown vs. Indianapolis). Johnson was the first Pittsburgh rookie with a punt return for a TD since December 17, 2006 (Santonio Holmes vs. Carolina).

Boswell landed 13 successful field goals in 2018, following a 2017 season where he earned his first Pro Bowl selection after a record-setting campaign. Boswell established single-season franchise records for the most field goals made (35) and total points (142) during the 2017 season, in addition to setting a team record for the most field goals made from 50 yards or further in a season with four. His 35 field goals made at least 20 yards surpassed the previous milestones of Norm Johnson set in 1995 (34 and 141). Boswell converted four game-winning field goal attempts — kicks within one minute of regulation — during the 2017 regular season.

In 2016, Boswell tied the franchise's regular-season record for most field goals made in a single game with 6 (12/18 at Cincinnati). Also in that contest, he set the franchise record for most field goals made from 40 yards or longer in a single game (5). Since 1960, his 5 made field goals from 40 yards or longer are tied for the most in a single game in NFL history (Mason Crosby, 11/22/15).

Boswell also set the NFL and Steelers record for most field goals made in a single postseason game (6) at Kansas City in the AFC Divisional Playoff. At the end of the 2016 postseason, Boswell was a perfect 15-of-15 in his playoff career. He became the first player in NFL postseason history to convert each of his first 15 field goal attempts.

Though Boswell had never kicked in an NFL game prior to his 2015 Steelers debut, he made 29 field goals and 26 PATs for a total of 113 points in just 12 games. He set rookie/first-year single-season team records in field goals made (29), points (113) and field goal percentage (90.6). Boswell's 29 made field goals tied for fifth on the team's single-season field goals made chart.

Prior to the 2015 regular season, the Steelers lost kicker Shaun Suisham for the season in the team's first preseason contest due to a knee injury. Pittsburgh then went through two other kickers (Garrett Hartley and Josh Scobee) before signing Boswell prior to the team's Week 5 game.

Through his first five years in the NFL and with the Steelers, punter Jordan Berry owns the team's single-season regular season record for highest net punting average (40.9, 2019). He ranks third in franchise history with a 44.2 punting average (min. 100 punts) and second in team annals with 131 punts inside the opponent 20-yard line.

Berry, who recorded a franchise record 40.9 net punting average, averaged a career-best 45.5 yards per punt in 2019.

In 2018, Berry tallied a 38.8 net punting average coming off a 2017 season in which he posted the second-best mark in team history with a 39.8 average.

In 2016, Berry set the team's single regular-season record for highest net punting average (40.2) and became the seventh Steeler in team history to land 50 punts inside the opponent's 20-yard line in their career.

During the 2015 season, Berry established a Steelers' single-season record (since 1976) for the highest percentage of punts downed inside the 20-yard line (47.5). That percentage also placed him third in the NFL.

In 2014, Smith got solid efforts from Suisham and punter Brad Wing. Suisham made 29-of-32 field goal attempts and all 45 of his PATs for a total of 132 points, good for fourth in the AFC. Wing averaged 43.7 yards per punt in his debut NFL season in 2014. His gross punting average was the fifth-highest total in team history for a rookie or first-year player in a single season.

In the Steelers' Week 17 showdown with the Cincinnati Bengals, the AFC North Championship was on the line. Smith's punt return units cleared the way for Antonio Brown to return a punt 71 yards for a TD. It marked the second straight season Brown returned a punt for a TD against Cincinnati.

In Smith's first season as the Steelers' special teams coordinator in 2013, Suisham had a career year, connecting on 30-of-32 field goals, which are a career high and are tied for the third-most field goals made in a single season in Steelers history. His 93.8 field goal percentage (minimum 15 attempts) also set a new single-season team record.

In addition to being selected to the Pro Bowl as a wide receiver in 2013, Brown was also selected as a return specialist. He recorded a 67-yard punt return for a TD in Week 15 versus Cincinnati, which was one of his five returns of 40 or more yards on the season.

Prior to joining Pittsburgh, Smith served as the Washington Football Team's special teams coordinator from 2004-2012. He helped establish Washington's special teams as one of the top coverage and return units in the NFL.

Prior to joining the Washington Football Team, Smith was the special teams coordinator for the Buffalo Bills (2001-03), coached tight ends for the Detroit Lions (1999-2000), and he split duties as the defensive backs and special teams coach for the Philadelphia Eagles (1995-98).

Smith spent eight years (1987-94) as an assistant coach for Georgia Tech, where he coached running backs, wide receivers and defensive backs. He was on the staff for the Yellow Jackets' 1990 team that was named co-NCAA National Champions.

Smith played defensive back for Edinboro State College from 1972-1976, and he was elected to the Edinboro University Athletics Hall of Fame in 2007.

His first collegiate coaching position came as a graduate assistant at his alma mater in 1976. Smith also was a defensive graduate assistant coach at Clemson University (1979), The College of William & Mary (1980-83) and The Citadel, the Military College of South Carolina (1984-86).

Born and raised in Pittsburgh, Smith attended Pittsburgh Central Catholic High School. He coached at Central Catholic (1977-78), helping tutor future Pro Football Hall of Fame quarterback Dan Marino. Smith is married to Elaine, of Ambridge, Pa. They have three children, Erin, Courtney and Jason.

SMITH'S FOOTBALL CAREER

2013-2022	Pittsburgh Steelers	Special Teams Coordinator
2004-2012	Washington Redskins	Special Teams Coordinator
2001-2003	Buffalo Bills	Special Teams Coordinator
1999-2000	Detroit Lions	Tight Ends
1995-1998	Philadelphia Eagles	Defensive Backs/Special Teams
1987-1994	Georgia Tech	Running Backs/Wide Receivers/Defensive Backs
1984-1986	The Citadel	Graduate Assistant
1980-1983	William & Mary	Graduate Assistant
1979	Clemson University	Graduate Assistant
1977-1978	Pittsburgh Central Catholic High School	Defensive Backs
1976	Edinboro State	Graduate Assistant



**Brian Flores** is in his first season as senior defensive assistant coach for the Steelers. He was named to the position on February 19, 2022.

Flores has a wealth of leadership and experience, having coached all three phases of the game — offense, defense and special teams — and beginning his professional career as a scout. During his 18 years in the NFL, Flores has won four Super Bowls — XXXIX, XLIX, LI and LIII - and seven AFC championships.

Prior to his time in Pittsburgh, Flores spent three seasons as head coach of the Miami Dolphins. Flores led the Dolphins to a winning record in each of his final two seasons in Miami.

After dropping seven of their first eight games, Flores' 2021 Dolphins captured wins in eight of their last nine contests to finish 9-8 on the season, barely missing a postseason berth.

In his second season with Miami in 2020, Flores directed the Dolphins to a 10-win season by winning nine of the team's final 12 games. The five-win improvement was tied for the best in the NFL that season and tied for the third-best in Dolphins history.

Flores joined the Dolphins in 2019 after spending 15 seasons with the New England Patriots organization, where he served in a variety of different roles.

He started out in player personnel, joining the Patriots as a scouting assistant in 2004. He was promoted to pro scout in 2006.

Flores began his coaching career as a special teams assistant for New England from 2008-09.

In 2010, Flores served as an offensive assistant and also worked with special teams.

He spent his final eight seasons (2011-18) in New England coaching defense, first as a defensive assistant (2011), then as safeties coach (2012-2015), linebackers coach (2016-2017) and finally as the team's defensive play-caller and linebackers coach in 2018.

A two-year starter at linebacker for Boston College, Flores was part of four bowl-winning teams. He was named to the Big East All-Academic Team in 2003.

Flores is a native of Brooklyn, N.Y. and attended Poly Prep, where he played running back and linebacker. He graduated from Boston College with his bachelor's degree in English and a master's degree in administrative studies.

Flores and his wife, Jennifer, were married in 2009. They have two sons, Miles and Maxwell, and a daughter, Liliana.

FLORES' FOOTBALL CAREER

2022	Pittsburgh Steelers	Senior Defensive Assistant/Linebackers
2019-2021	Miami Dolphins	Head Coach
2016-2018	New England	Linebackers
2012-2015		Safeties
2011		Defensive Assistant
2010		Offensive Assistant & Special Teams Coach
2008-2009		Special Teams Assistant
2006-2007		Pro Scout
2004-2005		Scouting Assistant





**Grady Brown** is in his second season as the team's secondary coach. He was hired on Feb. 16, 2021.

In his first season with the Steelers, Brown's defensive backs combined for 11 interceptions, led by cornerback Ahkello Witherspoon who snagged three picks in just nine games. Under Brown's guidance All-Pro safety Minkah Fitzpatrick tallied a career-high 124 tackles on the season - his first NFL season with 100+ tackles.

Brown previously served as either defensive coordinator or coached in the secondary at the University of Houston (2021), McNeese State (2020), Old Dominion (2019), Louisville (2018), Alabama State (2017), Birmingham Southern (2016), South Carolina (2012-15), Southern Miss (2010-11) and Alabama State (2002-07). He started his collegiate coaching career as the outside linebackers coach at Alabama A&M (2001).

Brown also held two National Football League minority coaching internships, first with Seattle in 2004 and then with Kansas City in 2007.

During his tenure at South Carolina, Brown helped guide units that finished in the top 25 nationally in both scoring and total defense. The Gamecocks surrendered just 315.5 yards/game, which ranked 11th in the country in total defense in 2012. South Carolina also ranked 13th in the nation in scoring defense that season when it allowed only 18.2 points/game. The Gamecocks improved in 2013 and ranked 12th nationally in scoring defense (20.3 points/game).

Brown's secondary ranked third in the Southeastern Conference and 12th in the nation in pass defense in 2013, allowing 196.2 passing yards/game. South Carolina finished second in the SEC and 13th in the nation in interceptions with 18.

Brown also tutored safety D.J. Swearinger, who was a second round NFL Draft pick in 2013 out of South Carolina and just completed his eighth season in the NFL.

Brown helped lead Southern Miss to a Conference USA Championship in 2011. His secondary ranked fourth nationally in interceptions, seventh in pass efficiency defense, 10th in passing yards allowed/attempt and set an NCAA single-season record with eight interceptions returned for touchdowns.

A native of Birmingham, Ala., Brown played defensive back at Alabama A&M and graduated with a degree in mathematics in 1998.

**BROWN'S FOOTBALL CAREER**

2021-22	Pittsburgh Steelers	Secondary
2020	McNeese State	Defensive Coordinator
2019	Old Dominion	Co-Defensive Coordinator/Defensive Backs
2018	Louisville	Cornerbacks/Recruiting Coordinator
2017	Alabama State	Safeties
2016	Birmingham Southern	Defensive Coordinator
2012-2015	South Carolina	Defensive Backs
2010-2011	Southern Miss	Cornerbacks
2009	Louisiana State	Defensive Quality Control
2008	Texas Southern	Safeties
2002-2007	Alabama State	Secondary
2001	Alabama A&M	Outside Linebackers
2000		Graduate Assistant



**Karl Dunbar** is entering his fifth season as the Steelers' defensive line coach and his 16th year as a defensive line coach in the National Football League. He was hired by the Steelers on February 8, 2018.

With the guidance of Dunbar, who works with the edge rushers, outside linebacker T.J. Watt became the seventh Steeler (eighth time) in franchise history to be named NFL Defensive Player of the Year, finishing the season with a league-leading 22.5 sacks and 21 TFL (tied with Nick Bosa). Veteran defensive tackle Cameron Heyward joined Watt for the pair's fifth consecutive Pro Bowl trip under Dunbar's tutelage.

In 2020, Dunbar's defensive line led the League in sacks (56.0), quarterback hits (136) and quarterback pressures (198). The Steelers tied a franchise record with at least 5.0 sacks in three straight games (Weeks 2-6) and continued their NFL record of 73 consecutive regular-season games with at least one sack. Pittsburgh's defense ranked in the top five in the NFL in six run-defense categories, including tackles for loss (103).

Watt worked with Dunbar on his pass rush during the season and finished 2020 with 15.0 sacks, 23 tackles for loss, and 41 quarterback hits. His 41 quarterback hits led the League in 2020 and tied for fifth since the NFL started recognizing the statistic in 2006.

Meanwhile, Dunbar continued to work closely with defensive tackle Cameron Heyward, who, along with T.J. Watt, was selected to the 2020 Pro Bowl. Heyward added 4.0 sacks to his resume in 2020, putting him at 58.0 in his career.

In 2019, Dunbar mentored Heyward, who was named All-Pro for the second time in his career (2017). Heyward finished the season with 9.0 sacks, 22 quarterback hits, 11 tackles for a loss and six passes defended. Heyward not only led all NFL defensive tackles in stops with 83, but he also led the League in tackles by a defensive lineman. In fact, his 83 tackles were the most by a Steelers defensive lineman since Donald Evans had 84 in 1993.

Among NFL defensive tackles in '19, Heyward ranked second in quarterback hits, second in sacks and fourth in tackles for loss.

Another Dunbar protege, nose tackle Javon Hargrave, recorded 60 tackles, seven tackles for loss, six quarterback hits, 4.0 sacks and one forced fumble in 2019. Hargrave's 60 tackles were the most among all nose tackles in the NFL and ninth-most among defensive tackles. Among all NFL nose tackles in '19, Hargrave ranked tied for second in sacks, quarterback hits and tackles for loss.

Three members of Dunbar's positional group recorded at least 5.0 sacks each, led by defensive captain and first-year Pro Bowl selection Heyward. Heyward's 8.0 quarterback takedowns in 2018 led the defensive line, followed by Javon Hargrave (6.5), Stephon Tuitt (5.5) and Daniel McCullers (1.0). Pittsburgh's defense finished sixth among all NFL teams in rushing yards allowed and total yards allowed per game in 2018 (96.1 / 327.2), with just two running backs eclipsing 100 rushing yards against the Steelers on the season.

Dunbar re-entered the NFL coaching ranks after spending the two years as the defensive line coach at Alabama. He tutored a defensive line that helped the school capture the College Football Playoff National Championship following the 2017 campaign, and advanced to the title game after the 2016 season. The Crimson Tide led the nation in total defense and rush defense in 2017. In his first season, Alabama led the nation in rush defense and ranked fourth in sacks while recording a school-record 54.0 sacks.

Dunbar coached defensive line for the Buffalo Bills in 2015, where he reunited with defensive tackle Kyle Williams whom he coached at LSU.

Dunbar oversaw a defensive line with the N.Y. Jets for three seasons (2012-14) that featured the 2013 Associated Press Defensive Rookie of the Year — Sheldon Richardson — who also earned Pro Bowl honors in 2014. Muhammad Wilkerson, a Jets defensive lineman, also benefited greatly under Dunbar's guidance, posting a team-leading and career-high 10.5 sacks in 2013 — the most by a Jets defensive player since 2005. Wilkerson was named second-team All-Pro by the Associated Press and a first alternate for the Pro Bowl.

Before joining the Jets, Dunbar served as the defensive line coach of the Minnesota Vikings from 2006-11. Minnesota's defense allowed the fewest rushing yards in the NFL (84.8 yards per game) and recorded the sixth-most sacks in the League (242.0) during Dunbar's six-year tenure. The Vikings' rush defense was the best in the NFL in three consecutive years from 2006-08, marking the first time since the 1970 AFL-NFL merger that a team had the number one rushing defense in three consecutive seasons.

Three Minnesota defensive linemen were selected to multiple Pro Bowls while Dunbar was the unit's position coach: defensive tackle Kevin Williams (5), defensive end Jared Allen (4) and defensive tackle Pat Williams (3). The trio earned the honor of being the first Viking triplet of defensive linemen to earn the Pro Bowl in the same season since 1969 in 2008 — a season in which they led the League in rushing defense for the third straight year.

In 2011, the Vikings' defense finish tied for the most sacks in the NFL with 50.0, an effort led by Allen's NFL-leading 22.0 sacks — just a half-sack shy of the League's single-season record.

The Vikings defense allowed just 985 rushing yards in Dunbar's second season with the franchise — setting a franchise record and ranking second in the NFL since the 1970 AFL-NFL merger behind the Ravens' 970 yards allowed in 2000.

In 2005, Dunbar coached the defensive line at Louisiana State University, which featured Buffalo Bills defensive tackle Kyle Williams.

Dunbar's first coaching stint in the NFL was with the Chicago Bears in 2004. He guided a young defensive line that included rookies Tommie Harris and Tank Johnson. Dunbar was the defensive line coach at Oklahoma State from 2002-03, where he mentored future Viking Kevin Williams and helped him become the program's first defensive lineman to be a first-round selection (ninth in 2003) since Leslie O'Neal (eighth in 1986).

He began his coaching career at Opelousas (La.) High School in 1986 before advancing to Beau Chene (La.) High School in 1997.

Dunbar, an eighth-round draft selection of the Steelers in 1990, played defensive line for two teams in his NFL career: New Orleans Saints (1992-93) and Arizona Cardinals (1994-95). He also played one season in NFL Europe (Rhein Fire, 1995).

Dunbar was a member of a LSU defense as a player while current Steelers Assistant Head Coach John Mitchell was on staff.

Dunbar and his wife, Pamela, have three children: Karmichael Mackenzie II, Mickel Angelle and Nickette Alyse. A native of Opelousas, La., Dunbar graduated from LSU with a bachelor's degree in criminal justice.

DUNBAR'S FOOTBALL CAREER

2018-2022	Pittsburgh Steelers	Defensive Line
2016-2017	University of Alabama	Defensive Line
2015	Buffalo Bills	Defensive Line
2012-2014	New York Jets	Defensive Line
2006-2011	Minnesota Vikings	Defensive Line
2005	Louisiana State	Defensive Line
2004	Chicago Bears	Defensive Line
2002-2003	Oklahoma State	Defensive Line



**Eddie Faulkner** is in his fourth season as the running backs coach for the Steelers, after being hired on January 17, 2019.

Faulkner oversaw the development of first-round draft pick Najee Harris in 2021 who led the NFL in touches (377), led all NFL running backs in catches (74) and finished the season with the most rushes (307), rushing yards (1,200), catches and receiving yards (467) by a rookie running back in franchise history, culminating in a trip to the Pro Bowl.

In 2020, Faulkner's running backs included James Conner, who ran for 721 yards on 169 carries and six touchdowns. Conner registered a TD run in four consecutive games; he is the first Steeler to do so since Le'Veon Bell had a five-game TD streak over the 2013-14 seasons. He also recorded three 100+ yard games, including two consecutively, putting him at seventh all-time in Steelers' history for most 100-yard rushing games.

Prior to joining the Steelers, Faulkner spent six years, 2013-18, at North Carolina State University as the school's tight ends/fullbacks/special teams coordinator. In 2017, Faulkner was selected to participate in the NCAA Champion Forum as one of eight minority coaches in the nation chosen to participate in the professional development opportunity.

While at NC State, Faulkner coached the program's all-time receptions leader and current Steeler, running back Jaylen Samuels, who finished his career with 202 catches while earning first-team All-Atlantic Coast Conference honors in 2015 and in 2017. In 2017, Samuels finished third in the conference with 16 TDs — the third-most in a season by a N.C. State footballer. Wolfpack running back Reggie Gallaspy II tied for fifth in the nation with 19 total TDs in 2018, scoring 18 on the ground.

Faulkner spent the 2012 season at the University of Wisconsin coaching the Badgers' tight ends. Under Faulkner's guidance, then junior Jacob Pederson won All-Big Ten honors and the League's Kwalick-Clark Tight End of the Year award, finishing as the school's second leading receiver.

In 2011, Faulkner held the running backs/special teams coordinator title at Northern Illinois University, where he mentored All-Mid-American Conference tailback Jasmin Hopkins. Hopkins produced 956 rushing yards and 15 TDs in 187 carries as the school's 234.1 rushing yards per game average ranked 12th in the nation.

Following a 2002 season as the running backs coach at Anderson University, Faulkner spent the 2003-10 campaigns at Ball State University, serving as a graduate assistant (2003-04), running backs/special teams (2005-08) and the offensive coordinator/running backs (2009-10), including a stint as the school's interim head coach at the end of the 2010 season.

While he was at Ball State, the Cardinals secured two MAC West Division championships and advanced to back-to-back bowl games for the first time in program history. In 2008, Ball State produced an undefeated regular-season record as tailback MiQuale Lewis tallied a school-record 1,736 rushing yards. Faulkner coached a duo to become the first in a single game in NCAA history to tally 500 rushing yards on Oct. 24, 2009 vs. Eastern Michigan (MiQuale Lewis: 301 and Cory Sykes: 203).

Faulkner, a member of two Big Ten championship teams as Wisconsin's running back, rushed for 1,064 yards and 7 TDs in his collegiate career from 1996-2000. During his Badgers' career, the team advanced to five consecutive bowl games, including back-to-back Rose Bowl appearances in 1999 and 2000. He spent the 2001 training camp with the Steelers as an undrafted free agent and the 2002 preseason with the Edmonton Eskimos of the Canadian Football League.

**FAULKNER'S FOOTBALL CAREER**

<b>2019-2022</b>	<b>Pittsburgh Steelers</b> .....	<b>Running Backs</b>
2013-2018	North Carolina State .....	Tight Ends/Fullbacks/Special Teams Coordinator
2012	Wisconsin University .....	Tight Ends
2009-2010	Ball State .....	Offensive Coordinator/Running Backs
2005-2008		Running Backs/Special Teams
2003-2004		Graduate Assistant
2002	Anderson University .....	Running Backs



**Jerry Olsavsky** is in his eighth season as the team's inside linebackers coach. Olsavsky was promoted to his current position on February 6, 2015.

2019 first-round draft pick Devin Bush returned from an ACL tear and played alongside veteran free agent signing Joe Schobert to headline the 2021 inside linebackers room. Under Olsavsky's tutelage, Bush capped off his comeback campaign by picking off Kansas City quarterback Patrick Mahomes in the Steelers' only playoff appearance of the season.

Olsavsky's inside linebackers room developed a next-man-up mentality in 2020 with a season-ending injury to 2019 first-round pick Devin Bush in Week 6, followed by a Week 13 injury to his replacement, Robert Spillane, which held Spillane out through the end of the regular season.

Despite the personnel changes, the inside linebacking corps continued to play at a high level, as the defense finished top-five in the League in 46 defensive categories.

Olsavsky oversaw the development of rookie Devin Bush in 2019. He set a franchise rookie record with 109 tackles, which is the most by a Steeler in a season since Lawrence Timmons had 114 in 2016. Bush was the only NFL rookie with a fumble recovery (4), interception (2), forced fumble (1) and 100 or more tackles (109).

Bush was the first NFL rookie with at least 100 tackles, 4 fumble recoveries, 2 interceptions, 1 forced fumble and 1.0 sack in the same season since Bennie Blades of the Detroit Lions in 1988. He also was the first NFL rookie since the 1970 NFL-AFL merger with at least 85 tackles, 4 fumble recoveries, 2 interceptions and 1 TD fumble return in a season.

Two veteran inside linebackers and one a new face to the Steelers' defensive unit led Olsavsky's room in 2018. Vince Williams led all linebackers with 76 total tackles (50 solo) starting all of his 14 games played, adding 4.5 sacks and 10 quarterback hits. Jon Bostic made 73 tackles (46 solo) in his first year with the Steelers, along with 2.5 sacks.

The inside linebacker unit was faced with adversity three quarters of the way through the 2017 season. Ryan Shazier, who earned his first Pro Bowl selection, was tied for the most interceptions among AFC linebackers (3), tied for second among all AFC defensive players in solo tackles (68) and leading all NFL linebackers with 11 passes defended before he suffered a season-ending injury in Week 13. Despite losing Shazier, the inside linebacking corps continued to play at a high level.

Williams finished second on the Steelers with a career-high 8.0 sacks and registered a single-season best 88 tackles to finish third on the team's defense while starting all 16 regular-season games.

Tyler Matakevich scored the team's first points of the 2017 season by recovering a blocked punt in the end zone in Week 1. He led the special teams unit in tackles for the second consecutive season with 14.

In 2016, the inside linebacker unit was led by Shazier and Timmons. Including the postseason, Shazier totaled 105 tackles, 3.5 sacks, 5 interceptions, 3 forced fumbles and 1 fumble recovery. He was named a Pro Bowl alternate for his efforts.

Counting the postseason, Timmons totaled 143 tackles, 4.5 sacks, 2 interceptions and 1 forced fumble. The 2016 season marked the fifth straight year Timmons recorded at least 100 tackles, and it marked the fourth straight season that he led the team in tackles.

Olsavsky also guided Matakevich, a rookie inside linebacker, who led the Steelers with 12 special teams tackles during the 2016 regular season.

In 2015, Shazier finished second on the team in tackles, while adding 3.5 sacks and 2 forced fumbles, despite missing four games due to various injuries. In Week 2 vs. San Francisco, Shazier had a breakout game, recording 15 tackles, 1.0 sack, 1 forced fumble and 1 fumble recovery. Shazier also led the team in tackles (20) and forced fumbles (2) during the postseason.

Another member of Olsavsky's group, Williams, led the team with 11 tackles on special teams during the 2015 regular season.

Prior to his promotion, Olsavsky was a defensive assistant for five seasons. He assisted all areas of the defensive staff in their daily operations. In Olsavsky's five years as a defensive assistant, the Steelers' defense ranked top-two in the league in total defense three times, including back-to-back years (2011-12) as the number-one ranked defense.

A 10-year NFL veteran, Olsavsky spent seven seasons coaching linebackers for Youngstown State University. Prior to coaching at Youngstown State, Olsavsky spent one year as an assistant strength coach at the University of North Carolina. He also coached at his alma mater, Chaney High School in Youngstown and at Duquesne University.

Olsavsky was selected by the Steelers in the 10th round (258th overall) of the 1989 NFL Draft, and played linebacker from 1989-97. He saw action in 108 games for the Steelers, making 227 tackles, while also excelling on special teams. Olsavsky battled back from a career threatening knee injury in 1993 and helped lead the Steelers to a berth in Super Bowl XXX. In 1995, he was the recipient of the Steelers' Ed Block Courage Award, given annually to the Steeler that overcomes many obstacles to achieve great success on the field. Olsavsky finished his playing career in 1998 with the Baltimore Ravens.

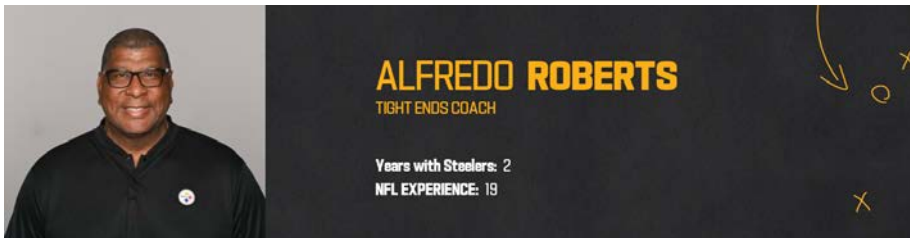
Playing collegiately at the University of Pittsburgh, Olsavsky was a first-team Kodak All-American as a senior in 1988, when he made 129 tackles. He became the Panthers' first defensive player since 1976 to record more than 100 tackles in three consecutive seasons. He earned his degree in information science in 1990.

Olsavsky was born in Youngstown, Ohio, and he resides in Pittsburgh with his three children, Joseph, Emma and Dominic.

OLSAVSKY'S FOOTBALL CAREER

2015-2022	Pittsburgh Steelers	Inside Linebackers
2010-2014		Steelers Defensive Assistant
2003-2009	Youngstown State	Linebackers
2002	University of North Carolina	Assistant Strength Coach
2001	Duquesne University	Volunteer Coach
2000	Chaney High School (Youngstown, Ohio)	Volunteer Coach
1999	Thomas Jefferson High School (Jefferson Hills, Pa.)	Volunteer Coach





Alfredo Roberts is in his second year as the team's tight ends coach. He was hired on Jan. 25, 2021.

Roberts, who is in his 24th year of coaching overall, led a tight ends room headlined by rising rookie Pat Freiermuth, who finished his debut season setting a franchise record for receptions by a rookie tight end (60) and receiving yards by a rookie tight end (497). His seven TDs accounted for almost as many as his entire tight end draft class combined (8). In addition, third-year tight end Zach Gentry saw his production increase greatly with 167 receiving yards on 19 receptions.

Roberts spent the previous four seasons with the L.A. Chargers as their running backs coach (2017-19) and tight ends coach (2020). He also has made stops in Indianapolis (2012-15), Tampa Bay (2009-11), Cleveland (2007-08) and Jacksonville (2003-06).

Over his 16 seasons coaching in the NFL, Roberts has mentored multiple Pro Bowl players at tight end and running back, as well as All-Rookie honors for tight end Dwayne Allen in 2012.

Roberts coached running back Melvin Gordon III in 2018 to his second Pro Bowl. Gordon III registered 1,375 scrimmage yards. He surpassed 1,300 yards from scrimmage for the third consecutive season. Fullback Derek Watt was also named a third alternate for the Pro Bowl.

As tight ends coach in Indianapolis for four seasons, he tutored both Allen and Coby Fleener, who became the first pair of tight ends in NFL history to each have eight or more TD receptions in a season (2014). Roberts also coached current Colts starting tight end, Jack Doyle.

In 2003, Roberts accepted his first NFL position as the tight ends coach for the Jacksonville Jaguars, guiding Mercedes Lewis as a rookie.

Roberts began his coaching career in 1998 at Florida Atlantic University. He spent the first two years recruiting prior to the program's inaugural season in 2000. Roberts coached tight ends for two seasons (2000-01) before coaching the Owls' wide receivers in 2002.

Roberts was an eighth-round pick by Kansas City in the 1988 NFL Draft. He spent three seasons with the Chiefs before joining Dallas in 1991. Roberts was part of two Super Bowl championship teams in Dallas (1992 and '93). He played in every game for five consecutive seasons. Roberts finished his career with 50 catches for 476 yards and two TDs in 82 career games.

A native of Fort Lauderdale, Fla., Roberts graduated from the University of Miami, where he was a member of two national championship teams as a tight end. Roberts played on five bowl teams for the Hurricanes, including two Orange Bowls, two Fiesta Bowls and one Sugar Bowl.

ROBERTS' FOOTBALL CAREER

2021-2022	Pittsburgh Steelers	Tight Ends
2020	Los Angeles Chargers	Tight Ends
2017-2019		Running Backs
2016	Carmel High School (Ind.)	Tight Ends
2012-2015	Indianapolis Colts	Tight Ends
2009-2011	Tampa Bay Buccaneers	Tight Ends
2007-2008	Cleveland Browns	Tight Ends
2003-2006	Jacksonville Jaguars	Tight Ends
2001-2002	Florida Atlantic	Wide Receivers
1999-2000		Running Backs



**Mike Sullivan** is in his second year as the team's quarterbacks coach. He was hired on Feb. 8, 2021. He is in his 18th season as an NFL coach in 2022.

During his first season in Pittsburgh, Sullivan worked with veteran quarterback Ben Roethlisberger, capping off the final chapter of his 18-year resume in Pittsburgh with a postseason berth - the 12th of his career.

Sullivan has coached quarterbacks or coordinated offenses in Denver (2018), New York Giants (2010-11, 2015-17) and Tampa Bay (2012-13) prior to arriving in Pittsburgh. Sullivan also coached wide receivers in the League with the New York Giants (2004-09). He tutored five players that reached the Pro Bowl, including Odell Beckham Jr. (2016), Vincent Jackson (2012), Eli Manning (2011, '15), Doug Martin (2012) and Steve Smith (2009) over that time. He started coaching in the NFL with Jacksonville as a defensive quality control (2002) and offensive assistant (2003).

Sullivan, who was the Director of Recruiting for Army West Point in 2020, served as offensive coordinator for two years with the Giants under head coach Ben McAdoo. In 2017, Sullivan took over offensive play-calling for the team in Week 6 and continued that responsibility through the remainder of the year.

In his first season as offensive coordinator for the Giants in 2016, New York finished 11-5. Quarterback Eli Manning recorded his fifth 4,000-yard season under Sullivan and wide receiver Odell Beckham Jr. ranked third in the NFL with 1,367 receiving yards.

Before his second stint with the Giants, Sullivan spent two seasons as offensive coordinator for the Buccaneers. Tampa Bay's 2012 squad featured a 4,000-yard passer (Josh Freeman - 4,065 yards), a 1,000-yard rusher (Doug Martin - 1,454 yards) and a 1,000-yard receiver (Vincent Jackson - 1,384 yards). The Bucs finished that season ranked ninth in total offense, setting a franchise record by averaging 363.8 yards/game.

Sullivan won two Super Bowls—XLII (2007) and XLVI (2011)—during his first eight seasons with the Giants. He coached wide receivers for six seasons before being elevated to quarterbacks coach.

In the Giants' 2011 Super Bowl season—Manning's second year working with Sullivan—the quarterback set career highs in passing yards (4,933) and yards/attempt (8.4). In New York's four playoff games, Manning averaged more than 300 yards/game and finished the postseason with nine TDs against just one interception.

As wide receivers coach for the Giants, Sullivan worked with a pair of 1,000-yard receivers in Plaxico Burress (2005, '07) and Steve Smith (2009).

Sullivan coached for eight seasons in the collegiate ranks, beginning with a graduate assistant post at Humboldt State University in 1993. He coached linebackers at his alma mater, Army, from 1995-96 before moving on to coach defensive backs at Youngstown State University from 1997-98.

Sullivan returned to Army to coach defensive backs from 1999-2000 and then worked for one season as defensive backs coach at Ohio University before making a move to the NFL.

A former defensive back at Army, Sullivan is a graduate of the U.S. Army Airborne, Ranger and Air Assault schools.

SULLIVAN'S FOOTBALL CAREER

2021-2022	Pittsburgh Steelers	Quarterbacks
2018	Denver Broncos	Quarterbacks
2016-2017	New York Giants	Offensive Coordinator
2015		Quarterbacks
2012-2013	Tampa Bay Buccaneers	Offensive Coordinator
2010-2011	New York Giants	Quarterbacks
2004-2009		Wide Receivers
2003	Jacksonville Jaguars	Offensive Assistant
2002		Defensive Quality Control
2001	Ohio University	Defensive Backs
1999-2000	Army	Defensive Backs
1997-1998	Youngstown State	Defensive Backs
1996	Army	Outside Linebackers
1995		Assistant Linebackers
1993	Humboldt State	Graduate Assistant



**Frisman Jackson** is in his first season as the Steelers' wide receivers coach in 2022. He was hired by Pittsburgh on February 8, 2022.

Jackson, who brings 14 years of college or NFL coaching experience to Pittsburgh, spent the previous two seasons with the Carolina Panthers (2020-21). He was their offensive passing game coordinator in '21 after he was promoted from wide receivers coach in '20. He previously coached wide receivers in the NFL with the Tennessee Titans (2017).

Under Jackson's mentorship, wide receiver DJ Moore caught 159 passes for 2,350 receiving yards and eight TDs combined in the last two seasons. His 2,350 yards receiving, and 14.8 yards/reception, are the seventh and 10th-most in the NFL over the span. Moore ranked 11th and 12th, respectively, in the NFL in receiving yards (1,157) and receptions (93) in 2021.

Jackson spearheaded a record-breaking campaign for Carolina's pass-catchers in 2020. Moore (1,193) and Robby Anderson (1,096) were one of two WR pairs in the NFL and just the fourth duo in Panthers' history to each top 1,000 yards in the same season. Moore, who also ranked third among qualified players (32+ receptions) with 18.1 yards per catch, tied for the League-lead with six receptions of at least 40 yards.

Wide receiver Curtis Samuel had a career-high 851 receiving yards and a Carolina wide receiver-record 200 rushing yards in 2020, which helped the Panthers become the first team since Arizona in 2008 to have three wide receivers surpass 1,000 scrimmage yards in the same season.

Jackson came to Carolina in 2020 after spending the previous two seasons at Baylor, where he served as the Bears' wide receivers coach in 2018, before adding the title of passing game coordinator in 2019. Baylor wide receiver Denzel Mims finished the '19 season ranked 12th in the nation in receiving TDs (12) and earned first-team All-Big 12 recognition. In '18, Jackson assisted in transfer running back Jalen Hurd's transition to wide receiver and developed him into the team's leading wideout and the Big 12 Newcomer of the Year. Hurd was drafted in the third round of the 2019 NFL Draft by the 49ers.

Jackson spent the 2017 season as the wide receivers coach for the Titans, where he helped lead Tennessee to the AFC Divisional Round. He coached Titans wide receivers Eric Decker and Rishard Matthews as they each recorded over 50 receptions on the year.

Prior to Jackson's first year in the NFL, he spent two seasons as the wide receivers coach and passing game coordinator at Temple (2015-16). Jackson helped the Owls achieve back-to-back bowl appearances, as well as the 2016 AAC Championship.

Jackson has also coached wide receivers at N.C. State (2013-14), Northern Illinois (2012), Akron (2010-11) and Western Illinois (2008-09).

As a player, Jackson spent four years in the NFL as a wide receiver for the Cleveland Browns (2002-05). Over that stretch, he appeared in 34 games, caught 40 passes for 490 yards and one TD. Jackson played three seasons at Northern Illinois as a quarterback (1997-99), before finishing his college career as a wide receiver at Western Illinois (2001).

JACKSON'S FOOTBALL CAREER

2022	Pittsburgh Steelers	Wide Receivers Coach
2021	Carolina Panthers	Passing Game Coordinator
2020		Wide Receivers Coach
2019	Baylor University	Passing Game Coordinator
2018		Wide Receivers Coach
2017	Tennessee Titans	Wide Receivers Coach
2015-2016	Temple University	Wide Receivers Coach / Passing Game Coordinator
2013-2014	N.C. State	Wide Receivers Coach
2012	Northern Illinois	Wide Receivers Coach
2010-2011	Akron	Wide Receivers Coach
2008-2009	Western Illinois	Wide Receivers Coach



Pat Meyer is in his first season as the Steelers' offensive line coach in 2022. He was hired by Pittsburgh on February 15, 2022.

Meyer, who brings 20 years of coaching experience, including nine in the NFL, spent the previous two seasons with the Carolina Panthers as their offensive line coach (2020-21). He also coached offensive line in the NFL with the L.A. Chargers (2017-19) and Chicago Bears (2013-14).

In 2020 and 2021, Meyer's offensive line unit battled considerable injuries and the absence of Pro Bowl running back Christian McCaffrey. Carolina was forced to use 14 different offensive line combinations of starters in '21. In '20, the group still helped running back Mike Davis have a breakout season, eclipsing 1,000 scrimmage yards for the first time in his career.

Right tackle Taylor Moton, the only Panther offensive lineman to start all 17 contests in 2021, started 16 games at right tackle and one at left tackle in 2020. He also played every snap during the '20 season and, according to PFF, posted the third pass-blocking efficiency rating among qualified NFL tackles and ranked sixth in fewest pressures allowed (20) among qualified tackles.

Prior to Carolina, Meyer served as the offensive line coach for the Chargers for three years. During the 2018 season, Meyer helped lead the offense to its highest rushing total since 2013 (1,873 yards). Chargers quarterback Philip Rivers tied his career-best single-season passer rating of 105.5. In 2017, Meyer's unit allowed a league-low 17 sacks, the franchise's fewest sacks since the 1982 season. That year, Rivers also finished second in the NFL in passing yards (4,515), and the offensive line paved the way for the team's first 1,000-yard rusher since 2013 (Melvin Gordon). Over his three years with the Chargers, Meyer helped coach center Mike Pouncey to a 2018 Pro Bowl appearance and tackle Russell Okung to back-to-back Pro Bowl honors in 2017 and 2018.

Meyer spent two seasons with the Buffalo Bills (2015-16), first serving as a football operations consultant before transitioning to a role as an offensive assistant.

Meyer got his start in the NFL with the Chicago Bears, first as an assistant offensive line coach in 2013 before taking over the primary coaching duties in 2014. Under his watch, Bears' guard Kyle Long earned back-to-back Pro Bowl bids. In 2013, Meyer's offensive line allowed just 30 sacks, finishing the year tied for the fourth-fewest in the League.

Meyer spent one season in the Canadian Football League in 2012, where he served as offensive line coach and offensive coordinator for the Montreal Alouettes and helped the team become one of the league's most explosive offenses. The Alouettes finished the year first in the CFL in touchdowns, second in passing and third in overall scoring.

Prior to his stint in the CFL, Meyer spent over a decade in a variety of collegiate coaching positions. Meyer got his start in coaching as a graduate assistant at Memphis in 1997, where he served multiple roles, including offensive assistant, assistant strength coach and director of strength and conditioning.

Meyer led the strength and conditioning program at NC State for six years (2000-05) before taking over the Wolfpacks' offensive line coaching duties in 2006.

In 2007, Meyer headed the strength and conditioning staff at Florida State. He returned to his alma mater, Colorado State, where he served as the offensive coordinator and offensive line coach for the Rams for three seasons (2008-11).

Meyer played offensive line at Colorado State from 1991-94, where he was a three-time All-Western Athletic Conference selection. In 1995, Meyer went undrafted and spent a year with the Arizona Cardinals before later playing in the Arena Football League.

#### MEYER'S FOOTBALL CAREER

2022	Pittsburgh Steelers	Offensive Line Coach
2020-2021	Carolina Panthera	Offensive Line Coach
2017-2019	Los Angeles Chargers	Offensive Line Coach
2015-2016	Buffalo Bills	Football Operations Consultant / Offensive Assistant
2014	Chicago Bears	Offensive Line Assistant Coach
2013	Chicago Bears	Offensive Line Assistant Coach
2012	Canadian Football League	Offensive Line Coach / Offensive Coordinator
2008-2011	Colorado State	Offensive Coordinator/Offensive Line Coach
2007	Florida State	Strength and Conditioning Coach
2006	NC State	Offensive Line Coach
2000-2005	NC State	Strength and Conditioning Coach
1997	Memphis	Graduate Assistant





David Corley is in his first season as the Steelers' assistant quarterbacks coach in 2022. He was hired by Pittsburgh on April 19, 2022.

Corley, a veteran college coach and former standout quarterback at William & Mary, spent the previous season at the University of Richmond (2021) as their running backs coach.

Prior to Richmond, Corley spent the 2020 season working in the Mid-Eastern Atlantic Conference (MEAC) as a running backs coach at South Carolina State. The Bulldogs finished the COVID-shortened season with a 3-1 record. South Carolina State led the MEAC in yards per rush (4.8) and rushing TDs (3).

Corley has also coached wide receivers at Penn State (2018), where he led KJ Hamler to a Penn State freshman record of 1,417 all-purpose yards. In 2017, as the wide receivers coach at Army, he helped the Black Knights win the Commander-in-Chief's Trophy and post a school-record 10 wins.

Corley spent three seasons at Connecticut (2014-16), working with the running backs for two years and wide receivers for one season. He also was the team's Director of Player Engagement during his tenure and served as Special Teams Coordinator for two years.

Corley's college coaching resume began at his alma mater William & Mary where he spent six seasons (2008-13). During his time with the Tribe, he mentored running backs, wide receivers, quarterbacks and spent time as the assistant offensive coordinator (2011-12) and passing game coordinator (2013). Under Corley's mentorship, Jonathon Grimes earned Colonial Athletic Association Rookie of the Year honors in 2008 and First Team All-Conference in 2009. Corley was also on staff for two NCAA FCS Playoff berths and a quarterfinal appearance in 2010.

His NFL experience comes from serving as the Bill Walsh Diversity Coaching Fellow multiple times throughout his career. He worked with the Carolina Panthers (2021), Houston Texans (2019), Panthers (2013) and Steelers (2010).

As a player, Corley saw action in the Canadian Football League (CFL) and Arena Football League. He was the starting quarterback at William & Mary four seasons (1999-2002). He finished his career with 27 program records. Corley was inducted into the William & Mary Hall of Fame in 2014.

Corley graduated from William & Mary with a Bachelor of Arts degree in history in 2002. He and his wife Brianne have two children – a daughter named Charlie and a son named Bishop.

CORLEY'S FOOTBALL CAREER

2022	Pittsburgh Steelers	Assistant Quarterbacks
2021	Richmond	Running Backs
2020	South Carolina State	Running Backs
2019	Houston Texans	Coaching Intern
2018	Penn State	Wide Receivers
2017	Army	Wide Receivers
2016	Connecticut	Offensive Coordinator/Special Teams
2015		Wide Receivers/Special Teams
2014		Running Backs
2013	William & Mary	Wide Receivers
2010-2012		Quarterbacks
2008-2009		Running Backs
2004-2005	C. A. Johnson Preparatory Academy	Quarterbacks



## DENZEL MARTIN

ASSISTANT OUTSIDE LINEBACKERS COACH

Years with Steelers: 7

NFL EXPERIENCE: 7

**Denzel Martin** is in his third season as Pittsburgh’s assistant outside linebackers coach, after previously serving two seasons as a coaching assistant (2018-19) and two more as the Steelers’ scouting assistant (2016-17). His responsibilities include game preparation, video analysis and scouting of opponents.

With Martin’s assistance, OLB T.J. Watt became the NFL’s 2021 Defensive Player of the Year, tallying a career-high 22.5 sacks, 21 tackles for loss and five forced fumbles, while second-year OLB Alex Highsmith tripled his production from 2020 with 6.0.

In 2020, Martin assisted with one of the top pass-rushing units in the NFL, which included the tandem of T.J. Watt and Bud Dupree, who combined for 23.0 sacks, 56 quarterback hits and 31 tackles for loss.

As a coaching assistant, Martin handled the daily operations for defense and worked with the team’s defensive line and outside linebackers in 2019, after assisting with the unit’s middle linebackers in 2018.

Prior to joining the Steelers in 2016, Martin spent a year as a recruiting graduate assistant at the University of Missouri in 2015, where he played linebacker from 2010-14. Martin, a native of St. Louis, Mo., received a degree in multidisciplinary studies in 2014 and a master’s in education with an emphasis in positive coaching from Missouri in 2015.

MARTIN'S FOOTBALL CAREER		
2020-2022	Pittsburgh Steelers .....	Assistant Outside Linebackers
2018-2019		Defensive Coaching Assistant
2016-2017		Scouting Assistant
2015	University of Missouri .....	Recruiting Graduate Assistant



## BLAINE STEWART

ASSISTANT WIDE RECEIVERS COACH

Years with Steelers: 5

NFL EXPERIENCE: 5

**Blaine Stewart** is in his third season as Pittsburgh’s assistant wide receivers coach, after previously serving two seasons as a coaching assistant.

In 2021, Stewart assisted wide receivers’ coach Ike Hilliard with a group led by young veterans Diontae Johnson and JuJu Smith-Schuster. After an early-season injury to Smith-Schuster, Johnson produced his first season with 100+ catches (107) and 1,000+ receiving yards (1,161). Johnson secured his first career Pro Bowl invitation as a result.

In 2020, Stewart assisted a wide receivers room that included the rookie wide receiver Chase Claypool, who led all rookies in touchdown catches (9) and finished second among all rookies in total touchdowns (11). His responsibilities include game preparation, video analysis and scouting of opponents.

As a coaching assistant (2018-19), Stewart handled the daily operations for the offense and special teams units.

A native of Morgantown, W.Va., Stewart played wide receiver at the University of Charleston (W.Va.) in 2016 and 2017, after beginning his collegiate career at James Madison University (2013-15). He received a bachelor’s in sport and recreation management from James Madison in 2016, before completing a master’s in business administration from Charleston in 2017.

He is the son of late West Virginia head coach, Bill Stewart.

STEWART'S FOOTBALL CAREER		
2020-2022	Pittsburgh Steelers .....	Assistant Wide Receivers
2018-2019		Offensive Coaching Assistant



## ISAAC WILLIAMS

ASSISTANT OFFENSIVE LINE COACH

Years with Steelers: 1

NFL EXPERIENCE: 1

Isaac Williams is in his first season as the Steelers' assistant offensive line coach in 2022. He was hired by Pittsburgh on March 15, 2022.

Williams came to Pittsburgh after collegiate stints at North Carolina Central University (2021), Morgan State (2018-20) and Northern Colorado (2016-17), where at each stop, he worked with the offensive line.

In 2021, Williams guided an offensive line that helped the NCCU register its first three-game win streak and first winning season since 2017. The Eagles finished second in the Mid-Eastern Atlantic Conference (MEAC) with a 4-1 league record. Williams also tutored a pair of all-conference selections.

Prior to North Carolina Central, Williams spent three seasons (2018-20) working in the MEAC as an and offensive line coach/run game coordinator at Morgan State.

While the Bears did not compete in 2020 due to COVID, Williams developed All-MEAC tackle Joshua Miles in 2019, who participated in the East-West Shrine game and participated in the NFL Scouting Combine. Miles, who was selected by the Arizona Cardinals in the seventh round of the 2019 NFL Draft, was the first Morgan State player drafted since Visanthe Shiancoe in 2003 (N.Y. Giants).

Williams was a four-year starting offensive lineman and three-time captain at Alcorn State (2008-11). He earned all-conference honors as a junior and senior, and graduated with honors. Williams played one season with the Laredo Rattlesnakes of the Arena Football League in 2013. A defensive end and center, Williams helped the Rattlesnakes to the League's best record.

Williams earned his bachelor's degree in nutrition and dietetics from Alcorn State University in 2012, and then earned his master's degree in education leadership from the University of Northern Colorado in 2017.

Williams has also coached at Millsaps College, Clinton High School (Mississippi) and Sumner Hill Jr. High School (Mississippi).

### WILLIAMS' FOOTBALL CAREER

2022	Pittsburgh Steelers	Assistant Offensive Line
2021	North Carolina Central	Offensive Line
2018-2020	Morgan State	Run Game Coordinator/Offensive Line
2017	Northern Colorado	Offensive Assistant
2016		Defensive Graduate Assistant



## MATT TOMSHO

QUALITY CONTROL COACH

Years with Steelers: 2

NFL EXPERIENCE: 2

Matt Tomsho is in his second season as the team's quality control coach. Tomsho assists in the daily operations for the offense. His responsibilities include game preparation, video analysis and scouting of opponents.

Tomsho joins the Steelers staff after a two-year (one season) stint at Wisconsin-Eau Claire. He served as the Bluegolds wide receivers coach and strength and conditioning coordinator. Tomsho was also an offensive graduate assistant at Maryland (2018), offensive analyst at LSU (2017) and offensive assistant at Pitt (2016).

### TOMSHO'S FOOTBALL CAREER

2021-2022	Pittsburgh Steelers	Quality Control
2019-2020	Wisconsin-Eau Claire	Wide Receivers/Strength & Conditioning Coordinator
2018	University of Maryland	Offensive Graduate Assistant
2017	Louisiana State	Offensive Assistant
2016	University of Pittsburgh	Offensive Assistant



**Garrett Giemont** is in his second season as senior conditioning coordinator for the Steelers after being hired on January 31, 2007. 2022 marks Giemont's 50th season in the NFL.

He previously spent 14 seasons as the Steelers' conditioning coordinator before being promoted in 2021.

Giemont was honored with the NFL's 2015 Strength and Conditioning Coach of the Year award by Samson Equipment, which was presented by *American Football Monthly* at the end of the 2014 season.

Giemont was also named the 2008 Strength and Conditioning Coach of the Year/Super Bowl Achievement Award from the Professional Football Strength and Conditioning Coaches Society.

Giemont has 30+ years of experience in the NFL, and served as the Tampa Bay Buccaneers' strength and conditioning coordinator (2003-05) prior to joining the Steelers.

Giemont was named Coach of the Year by The Professional Football Strength and Conditioning Coaches Society after the 2002 season while working for the Oakland Raiders under head coach Bill Callahan. Giemont spent eight seasons as a member of the Raiders' staff, including the first seven as strength and conditioning coach and the final season as strength and conditioning coordinator.

Prior to joining the Raiders, Giemont spent three seasons in Major League Baseball as the Director of Physical Development for the Chicago Cubs (1992-94). He originally entered the NFL with the Los Angeles Rams in 1970 as a part-time training assistant and served as the Rams' assistant trainer from 1978-82. From 1983-89, Giemont was the Rams' strength and conditioning trainer and worked as the team's strength and conditioning coach from 1990-91.

Giemont and his wife, Sonya, have two sons, Jackson and Jett.

**GIEMONT'S FOOTBALL CAREER**

<b>2021-2022</b>	<b>Pittsburgh Steelers</b> .....	<b>Senior Conditioning Coordinator</b>
2007-2020		Conditioning Coordinator
2003-2006	Tampa Bay Buccaneers .....	Strength & Conditioning Coach
2002	Oakland Raiders .....	Strength & Conditioning Coordinator
1995-2001		Strength & Conditioning Coach
1990-1991	L.A. Rams .....	Strength & Conditioning Coach
1983-1989		Strength & Conditioning Trainer
1978-1982		Assistant Trainer
1970-1977		Training Assistant





## MARCEL PASTOOR

HEAD STRENGTH & CONDITIONING COACH

Years with Steelers: 22

NFL EXPERIENCE: 24

Marcel Pastoor is in his second season as the Steelers' Head Strength & Conditioning Coach and his 22nd overall season with the team.

He spent 17 seasons as the team's strength and conditioning assistant coach prior to his promotion in 2021.

Pastoor received his undergraduate degree from Virginia Tech in exercise physiology and kinesiology in 2000. He completed his master's from the University of Pittsburgh in exercise physiology, graduating with honors in 2003.

Prior to joining the Steelers, Pastoor interned with the Washington Commanders in 1998 and was the volunteer assistant strength coach for Radford University from 1999-2001.

Pastoor and his wife Cayce have a daughter, Catelyn Ann, and a son, Carter Matthew.

PASTOOR'S FOOTBALL CAREER		
2021-2022	Pittsburgh Steelers .....	Head Strength & Conditioning Coach
2004-2020		Strength & Conditioning Assistant Coach
2001-2003		Strength & Conditioning Intern
1999-2000	Washington Commanders .....	Intern Strength Coach



## RODAIN DELUS

STRENGTH & CONDITIONING ASSISTANT

Years with Steelers: 5

NFL EXPERIENCE: 6

Rodain Delus is in his second season as the Steelers' assistant strength and conditioning coach, after previously serving three seasons as the team's strength and conditioning intern. Delus assists in the daily operations for the strength and conditioning program.

Delus joins the Steelers staff after two seasons as a graduate assistant athletic trainer at the University of South Carolina. Prior to that, he spent a year as the head athletic trainer at Grey Collegiate Academy (Columbia, S.C.). In 2017, Delus began his NFL career with the Detroit Lions where he served as an intern athletic trainer.

DELUS' FOOTBALL CAREER		
2021-2022	Pittsburgh Steelers .....	Strength & Conditioning Assistant
2018-2020		Strength & Conditioning Intern
2017	Detroit Lions .....	Athletic Training Intern



## OMAR KHAN

GENERAL MANAGER

Years with Steelers: 22

NFL EXPERIENCE: 26

**Omar Khan**, in his 26th season in the NFL and 22nd season with the Pittsburgh Steelers, was named General Manager on May 25, 2022. He previously served as the team's Vice President of Football and Business Administration.

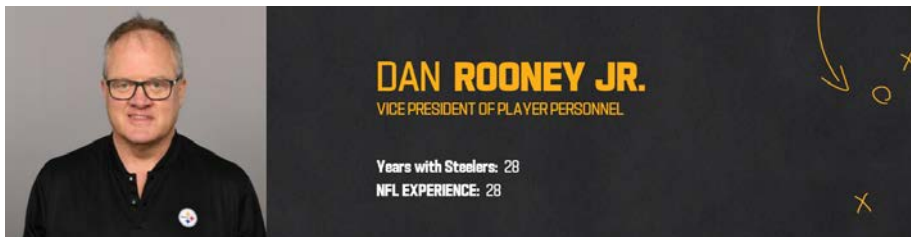
In his most recent role, Khan worked alongside Rooney II, previous General Manager Kevin Colbert and Head Coach Mike Tomlin in the overall management of the Football Operations Department. He oversaw many different areas and functions of the organization, primarily managing the team's salary cap as well as negotiating player and coaches' contracts.

Prior to joining the Steelers, Khan worked with the New Orleans Saints for four years. In 2000, he served as Football Operations/Coaching Assistant, where he supervised the overall operation of the football program and assisted the offensive coordinator in the day-to-day operations of the offense. From 1998-99, Khan served as New Orleans' Player Personnel Assistant. His duties included assisting in pro scouting, negotiating player contracts, government affairs and football administration, as well as serving as interim Player Programs Director during the 1998 season. In 1997, Khan was a Player Personnel Intern, primarily working with scouting and research.

Khan joined the Saints after spending the 1996 season as an undergraduate assistant with the Tulane University football program.

Khan is involved in many activities and organizations throughout the Pittsburgh region, including serving on the executive board of Visit Pittsburgh, the executive board of the Pittsburgh Hispanic Chamber of Commerce, the board of the Pittsburgh Film Office and on the advisory board of FNB Community Bank. In 2005, Khan was selected to attend the NFL Manager Program at Stanford University Executive Education Graduate School of Business. In 2013, he was selected to attend the NFL Career Development Symposium for front office personnel at the University of Pennsylvania.

Khan, a graduate of Tulane, was born in New Orleans, La. He and his wife, Kristen, reside in Mt. Lebanon, Pa. The couple has two daughters, Sophia and Hannah.



## DAN ROONEY JR.

VICE PRESIDENT OF PLAYER PERSONNEL

Years with Steelers: 28

NFL EXPERIENCE: 28

**Dan Rooney Jr.** is in his first season as Vice President of Player Personnel after spending 11 seasons as player personnel coordinator and 17 seasons as a college scout for the Steelers. Rooney's duties include scouting college players, primarily in the Southeast, while also being involved in pro scouting and salary cap management.

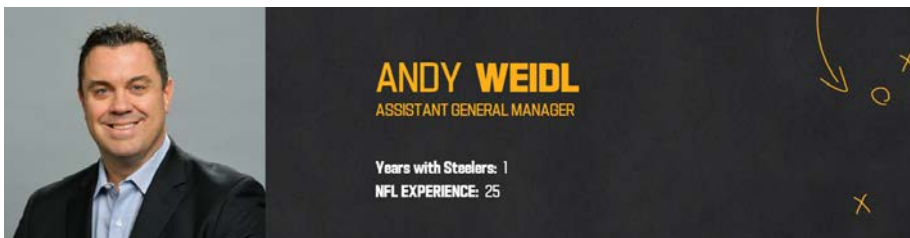
He is the grandson of Steelers' founder, "The Chief" Art Rooney, Sr., the son of late Steelers' Chairman, ambassador Dan Rooney and brother of Steelers' President, Art Rooney II.

Rooney graduated from Washington & Jefferson College in 1986 with a degree in business administration. He played football for legendary Head Coach John Luckhardt, and was named an all-conference safety as a sophomore. After graduation, Rooney worked under Coach Luckhardt as an assistant coach from 1986 to 1990.

In 1991, Rooney spent a season with the NFL Europe League office, which at the time was located in Dallas, Texas. His primary responsibilities were to Team Dallas, a spare parts team that supplied the league with replacements for injured players.

In 1993, Rooney moved to Durham, N.C., where he taught and coached at the high school level. He coached for Gary Merrill at Northern Durham High, one of the state's top high school programs. From 1995-97, Rooney coached at Leesville Road High School in Raleigh, N.C.

Rooney and his wife, Dr. Allison Evanoff, live in Gastonia, N.C. They have two sons, John Patrick and Brendan Charles.



## ANDY WEIDL

ASSISTANT GENERAL MANAGER

Years with Steelers: 1  
NFL EXPERIENCE: 25

A veteran with 25 years of NFL scouting experience, **Andy Weidl** is in his first season with the Steelers as the Assistant General Manager. He joined the Pittsburgh front office following seven years with the Philadelphia Eagles (2016-22), including the last four seasons as the team's Vice President of Player Personnel.

He played an integral role in helping construct rosters for the Eagles that produced playoff appearances in four of the last five seasons, including two NFC East championships (2017 and 2019) and a 41-33 victory over the New England Patriots in Super Bowl LII.

Weidl originally joined Philadelphia's scouting department as the Assistant Director of Player Personnel (2016-17). During the 2018 offseason, he was promoted to Director of Player Personnel.

Before he arrived in Philadelphia, Weidl spent 11 years with the Baltimore Ravens (2005-15). He scouted for Ravens General Manager and Pro Football Hall of Famer Ozzie Newsome's staff and helped the organization capture Super Bowl XLVII during the 2012 season. Weidl began his tenure in Baltimore as a West area scout in 2005 and served in that capacity for four seasons before becoming a Northeast scout in 2009. After working in that role for four years, he finished his Ravens career as an East regional scout from 2013-16.

Prior to Baltimore, Weidl was a Northeast area scout (2003-04) and a national combine scout (2000-02) for the New Orleans Saints.

Weidl began his NFL career with the Steelers evaluating college and professional players as a player personnel assistant (1998-99).

Celebrated as the Thomas J. Burke Award recipient for his "consistent performance and dedication" as an offensive lineman at Villanova, Weidl earned his undergraduate degree in communications (1996) and a master's degree in human resource development (1997).

A native of Pittsburgh, Pa., Weidl and his wife, Aimee, have a daughter, Payten, and two sons, Luke and Christian.



## MARK SADOWSKI

DIRECTOR OF PLAYER SCOUTING

Years with Steelers: 1  
NFL EXPERIENCE: 25

A veteran with 25 years of NFL scouting experience, **Mark Sadowski** is in his first season with the Steelers as the Director of Player Scouting. He joined the Pittsburgh front office following 16 years with the Chicago Bears (2005-21), including six seasons as the team's Director of College Scouting. He joined the Bears in 2005 and served as Southeast area scout until 2012 before being promoted to senior national scout in 2016.

As a member of the Bears, he helped acquire the NFL's all-time TD return leader Devin Hester (2006 second round), Pro Bowl tight end Greg Olsen (2007 first round pick), and Pro Bowl receiver Alshon Jeffery (2012 second round). Additionally, four of the eight Bears selected to the 2019 Pro Bowl were drafted by the Bears during Sadowski's tenure as director of college scouting (Tarik Cohen, Eddie Jackson, Mitch Trubisky, Cody Whitehair).

Prior to joining the Bears Sadowski spent eight years with the New Orleans Saints (1998-2005) working as a pro scout (1998-99), NFS combine scout (2000) and Southeast area scout (2001-05). With the Saints he was instrumental in drafting the Saints all-time leading rusher Deuce McAllister (2001 first round), receiver Danté Stallworth (2002 first round), defensive end Charles Grant (2002 first round pick) and 2009 Pro Bowl offensive tackle Jon Stinchcomb (2003 second round).

Before he arrived in New Orleans, he served as defensive and special teams assistant at his alma mater, Tulane University, under former Green Wave head coaches Buddy Teevens and Tommy Bowden. Sadowski played safety for the Green Wave while earning his Bachelor of Science degree in engineering from Tulane while being honored as a member of the athletic department's "3.0 Club" and Dean's List.

The Chicago native attended St. Rita High School where he played football, baseball, basketball and ran track while also excelling as an honor student and three-time student council president. In football he was a three-year varsity letterman that earned first team all-area, all-region, and all-Catholic League honors as a senior.

Sadowski and his wife, Holly, have a daughter, Raffaella Rose.



A veteran with over 20 years of NFL scouting and pro-personnel experience, **Sheldon White** is in his first season with the Steelers as the Director of Pro Scouting. He joined the Pittsburgh front office following stints with the Detroit Lions (1997-2015) and Washington Commanders (2021).

White, who spent the 2021 season as a scout for the Commanders, worked 19 years in the Lions' front office, including his final seven years as Vice President of Pro Personnel. He was involved in all player personnel matters and led a team of scouts that were responsible for evaluating all the players in the NFL, including the current roster, and was also in charge of tryouts and visits for potential additional signings. White ran the free-agent meetings and was an integral part of the draft process. He provided detailed reports on pro and college prospects and negotiated contracts with high-round draft choices and selected free agents.

During his first three years in the Lions' personnel department, White served in several roles, including Detroit's BLESTO area scout (1997), area scout (1998) and both the college and pro scouting areas (1999), before becoming Director of Pro Personnel in 2000.

White held the position of Executive Director of Player Personnel and Recruiting for Michigan State University (2016-19). He led recruiting efforts and developed and implemented strategic planning. White also coordinated evaluations of current players for the coaching staff.

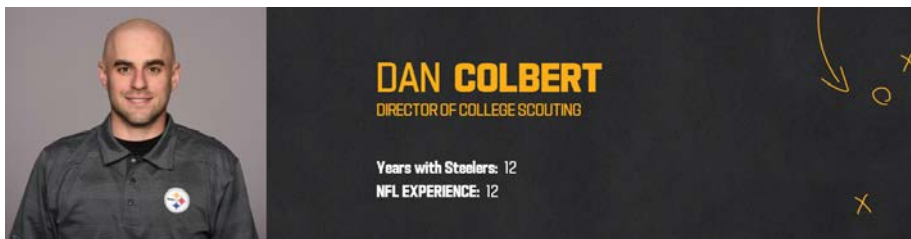
In 2004, White completed the NFL's career development program at Stanford's Graduate School of Business.

White coached wide receivers at his alma mater, Miami (Ohio) University, for three years (1994-96). That post followed a six-year NFL playing career in which White saw action for N.Y. Giants (1988-89), Detroit (1990-92) and Cincinnati Bengals (1993).

A native of Dayton, Ohio, White was a four-year starter at Miami (1984-87) and graduated with a Bachelor of Science degree in Business, majoring in finance. He was selected by the Giants in the third round (62nd overall) of the 1988 NFL Draft. He was named to the All-NFL Rookie First Team and was selected as the team's Rookie of the Year.

White has served as a member of the Business Advisory Council for the Richard T. Farmer School of Business at Miami since 2004. He is also on the Advisory Council for the Nunn-Wooten Scouting Fellowship which is designed for former players interested in becoming professional scouts.

He and his wife, Amy, have four children: sons Sheldon II, Jordan, and Cody, and a daughter, Lacy.



**Dan Colbert** is in his 12th season with the Steelers and first as the Director of College Scouting. He originally joined the Pittsburgh scouting department in the summer of 2011 as a player personnel intern and served the franchise as a college and pro scout for 10 years (2012-21).

In his prior role, Colbert primarily scouted colleges in the Midwest, and, on the pro side, assisted with opponent advance scouting and free agent evaluations.

Colbert graduated from Miami (Ohio) University in 2011 with a degree in health and sports studies. While at Miami, Colbert served as a student assistant for the football program from 2007-2011, working in the team's video department.

A Pittsburgh native, Colbert is a 2007 graduate of Mars Area High School, where he lettered in basketball. He is the son of former Steelers' General Manager Kevin Colbert.





## DAVE PETETT

ASSISTANT DIRECTOR OF PRO SCOUTING

Years with Steelers: 19  
NFL EXPERIENCE: 19

David Petett is in his 19th season with the Steelers, where he has served in a number of roles during his tenure.

He is entering his first season as Assistant Director of Scouting in 2022 after nine seasons as a pro/college scout, which focuses primarily on evaluating pro personnel for the advanced scouting report, "short list" upkeep and pro free agency, while also handling college scouting responsibilities.

Prior to his current role, Petett served three years as a Northeast/Mid-Atlantic scout and six years as the team's West Coast BLESTO scout, where he oversaw his own area of the country as part of evaluating college talent in preparation for the NFL draft. Petett initially joined the Steelers in 2004 as the player personnel intern.

Prior to joining the Steelers, Petett spent the 2003 season as a student assistant at the University of Wisconsin, where he worked closely with the coaching staff, assisting with the defensive line and special teams units.

Petett, a Pittsburgh native, graduated from Shady Side Academy where he lettered in football and baseball. He graduated from Lehigh University with a degree in political science, while being a four-year starter on the defensive line. He earned honorable mention All-America honors after his senior season in 2000.

Petett currently resides in Wexford with his wife, Jaime, along with their two children, Lawson and Taelin-Irene.



## CASEY WEIDL

SCOUTING COORDINATOR

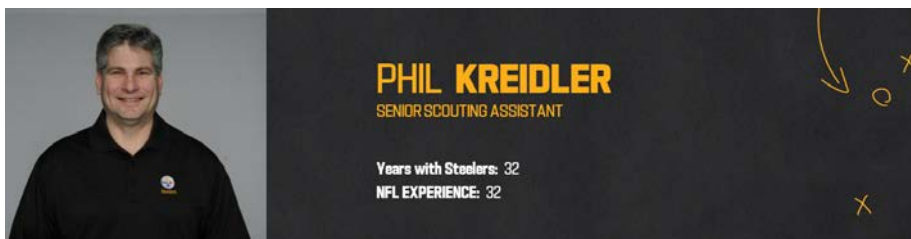
Years with Steelers: 11  
NFL EXPERIENCE: 11

Casey Weidl is in his 11th season in the NFL and first as Scouting Coordinator for the Steelers in 2022. He spent the previous six years with Philadelphia.

Weidl served as the Eagles' Director of Scouting Operations for three seasons (2019-21). He previously worked as Philadelphia's Pro Personnel Coordinator in 2018. He originally joined the front office as a college scouting coordinator in 2016 and served in that role for two seasons.

Prior to coming to Philadelphia, Weidl spent four seasons with Buffalo (2012-15). After entering the NFL as a video intern in 2012, Weidl earned a full-time position as a video assistant in 2013 and then transitioned to the personnel department in 2015, when he was named the Bills' Manager of Football Operations.

A native of Pittsburgh, Weidl earned his bachelor's degree from Indiana University. He and his wife, Beth, have a daughter, Bridget.



## PHIL KREIDLER

SENIOR SCOUTING ASSISTANT

Years with Steelers: 32  
NFL EXPERIENCE: 32

Phil Kreidler is in his 32nd season with the Steelers personnel department and his first Senior Scouting Assistant. Kreidler spent his first eight years with the team scouting college players, and was given additional responsibilities of scouting pro teams in 2000.

From 1988-90, Kreidler served as a graduate assistant coach at the University of Cincinnati, where he helped coach the wide receivers and quarterbacks.

Kreidler attended Furman University, where he played free safety. He was a member of the 1985 1-AA national finalist and Southern Conference champion Paladin squad. He graduated in 1988 with a degree in history.

Kreidler and his wife, Kim, have one son, Jeff, and live in Pittsburgh.



**Kelvin Fisher** is in his 22nd year in the National Football League and his second stint with the Steelers, re-joining the organization in 2018, as a scout. He spent his first 13 seasons in the NFL with Pittsburgh as a college scout from 2000-12.

Prior to returning to the Steelers, Fisher spent four years with the Buffalo Bills where he served as Director of College Scouting from 2013-15, before being named Player Personnel Advisor in 2016.

Fisher spent one year as the coordinator of academic accountability at his alma mater of Arizona State University before joining the Steelers in 2000. In his role, he was a liaison between the Sun Devils' student-athletes, coaches, professors and academic counselors. From 1993-96, Fisher worked as a juvenile probation officer in Maricopa County, Az., and with the State Office for Service to Children and Family in Portland, Ore., from 1996-99.

A native of Ambridge, Pa., Fisher was a four-year starting fullback at Arizona State (1988-91) where he earned a degree in social work in 1992, and joined the New York Jets as a free agent in 1992.

In April of 2016, Fisher was inducted into the Beaver County Sports Hall of Fame for his accomplishments on the playing field in high school, college and his professional career in the NFL.

Fisher and his wife, Angela, have two children, Kelvin Jr. and Kailie. Kelvin Jr. is a graduate of the University of Arkansas and completed his college football career at the University of Texas El Paso in the fall of 2015. Kailie is a graduate of Arizona State University.



**Mark Bruener** is in his tenth season as a college scout for the Steelers, after previously serving three seasons as Pittsburgh's BLESTO scout.

Bruener played tight end in the NFL for 14 seasons, the first nine as a member of the Steelers (1995-2003) and the final five with the Houston Texans (2004-08). He was drafted by the Steelers in the first round (27th overall) of the 1995 NFL Draft, and he played in 126 games, making 108 starts. His 137 receptions and 16 receiving touchdowns each rank fourth all-time in team history for a tight end. Bruener was also known for his excellent blocking skills. In his nine seasons with the Steelers, the team averaged 2,142 rushing yards per year. In 1998, Bruener was voted Steelers' Sprint Man of the Year for his dedication to community service.

He graduated from the University of Washington with a degree in economics. Bruener started his final three seasons at tight end, and finished his career with 90 receptions, which were the most by a tight end in team history at the time. During his freshman season, in which he saw action in all 12 games, the Huskies went undefeated and were named co-NCAA National Champions.

Bruener formerly served on the NFL Players Association Executive Committee. Prior to joining the Steelers' scouting staff full-time, Bruener spent the summer of 2010 interning in the Steelers' scouting department during training camp.

A native of Aberdeen, Wash., Bruener currently lives in Woodinville, Wash., with his wife, Traci, two daughters, Allie and Chloe, and three sons, Carson, Braydon and Hudson.



## MIKE BUTLER

COLLEGE SCOUT

Years with Steelers: 14

NFL EXPERIENCE: 35

**Mike Butler** is in his tenth season of his second stint with the Steelers' scouting department and his 35th season as a scout in the NFL. Butler previously spent four seasons with the team's personnel department from 1983-86.

Butler's last NFL assignment was as a regional scout for the Detroit Lions during the 2007 and 2008 seasons. Before joining the Lions, Butler spent 19 seasons (1987-2005) in the Indianapolis Colts' scouting department, serving as the team's Director of College Scouting for his final six seasons. Prior to being promoted to that position in 2000, Butler served one season as regional scouting director and the 12 seasons before that as an area scout.

Butler got his start in scouting as an intern in the Steelers' player personnel department in 1983 and remained with the team through the 1986 season.

He is the son of Pro Football Hall of Famer and former Steelers defensive back Jack Butler. Jack was an All-Pro for the Steelers from 1951-59 and then served as the director of the BLESTO Scouting Combine for 44 years (1963-2007).

Butler earned his master's degree in sports leadership from Duquesne University in 2011. He received his bachelor's degree in fine arts from Indiana University of Pennsylvania in 1983. Butler currently resides in Pittsburgh with his wife Shari, son John David, and twin daughters, Mackenzie and Michaela.



## MARK GORSCAK

COLLEGE SCOUT

Years with Steelers: 28

NFL EXPERIENCE: 28

**Mark Gorscak** is in his 28th season with the Steelers. This season marks Gorscak's 25th year as an area scout after spending his first three years as the Steelers' BLESTO scout.

Gorscak previously coached at the high school and college levels for 16 years. His first coaching experience was at Perkiomen (Pa.) Prep School. He followed that with coaching assignments at Western Maryland College, Dickinson College (his alma mater), Gulliver Prep (Fla.) High School and two tenures at Weber State University.

In 1987, between stints at Weber State, he became the first general manager of the Pittsburgh Gladiators in its inaugural season in the Arena Football League.

Additionally, Gorscak has been an athletic administrator at Dickinson and Weber State. He graduated with a degree in psychology from Dickinson and received a master's degree in sports administration from St. Thomas University in Miami, Fla.

Gorscak is a native of Donora, Pa., and currently resides in Pittsburgh. He was inducted into the Mid Mon Valley All Sports Hall of Fame in 2010.



**Chidi Iwuoma** is in his third season as a college scout for the Steelers, after serving eight seasons as Pittsburgh's BLESTO scout (2012-19).

Prior to joining the Steelers, Iwuoma served as the University of California's Assistant Director of Student-Athlete Development from 2010-12. In that role, he was responsible for assisting in the academic performance of the football team. Prior to that, Iwuoma worked in Cal's Athletic Study Center from 2009-10, assisting student athletes with academics.

Iwuoma, a former Steelers' defensive back, played in the NFL from 2001-07 and was a member of Pittsburgh's Super Bowl XL team. He also spent time with the Detroit Lions, New England Patriots, Tennessee Titans and St. Louis Rams.

After his playing days, Iwuoma earned a master's degree in education from the University of California in 2009. A Los Angeles native, Iwuoma played collegiately at the University of California and graduated with a degree in social welfare in 2001.

Iwuoma and wife, Tenisha, have three sons, Chidi II, Capri and Chori.



**Christopher Watts** is entering his first season as a college scout for the Steelers. He spent 16 years with the N.Y. Giants as an area scout (2016-20) and scout in the BLESTO scouting combine (2007-15).

Most recently, Watts worked in the USFL with the Pittsburgh Maulers.

Watts joined the Giants in 2005 as a training camp intern and moved into a college scouting intern role in 2006.

Before joining the Giants, Watts spent two seasons as a graduate assistant coaching the offensive line at Langston University in Oklahoma. From 1998-2004, Watts worked in the corporate world. He earned a bachelor's degree in business administration-management in 1998 and a master's degree in education in 2006, both from Langston.

Watts attended Langston on a football scholarship and earned four letters as an offensive lineman. He was named a first-team NAIA All-American and a first-team Oklahoma Intercollegiate Conference (OIC) tackle in 1996. Watts, who also threw the shot put, lettered once on the track team. He is a member of Kappa Alpha Psi Fraternity, Inc.

Watts is a graduate of M.B. Smiley High School in Houston, where he lettered four times in football, twice in track and once in baseball.

Watts is married to the former Myeshia Jones of Pauls Valley, Okla. He has two daughters, Carrington and Maleigha, and a son, Chris, Jr.



**Dennis MacInnis** is in his fourth season with the Steelers and first as a pro/college scout.

Prior to his promotion, MacInnis spent two seasons as the Steelers scouting intern (2019-20), where he assisted the scouting department with various projects, and one season as the Blesto Scout (2021).

MacInnis, a graduate of the University of Oregon, held various roles in the Duck's personnel department from 2017-19, starting out as an undergraduate student coach before elevating to Assistant Director of Player Personnel/Special Assistant to the Head Coach.

MacInnis began his NFL career in the summer of 2017 as a football operation intern with the Buffalo Bills.

He graduated with a bachelor's degree political science.





**Years with Steelers: 5**  
**NFL EXPERIENCE: 5**

**Fawwaz Izzuddin** is in his first season as Pittsburgh's BLESTO scout, after serving two seasons as a scouting intern (2020-21) and two seasons as a football video intern (2018-19).

In his current role, Izzuddin will help the organization with an emphasis on scouting colleges in the Midwest on all collegiate levels. In his previous role as a scouting intern, he was involved in many of the personnel department's day-to-day operation, assisting with everything from the free agency process to film-tape production.

Prior to joining the Steelers, Izzuddin served as an assistant video coordinator/defensive intern at James Madison, where he also earned his undergraduate degree in Sports and Recreation Management in 2018. He also earned an associate's degree in Business Administration and Management in 2015.



**Years with Steelers: 3**  
**NFL EXPERIENCE: 9**

**Cole Marcoux** is entering his ninth season in the NFL, third with the Steelers and first as Pittsburgh's Director of Football Administration. Marcoux assists primarily with the management of the salary cap, player contract negotiations, team logistics and scouting.

Most recently, Marcoux spent four years in varying roles with the NFL's Management Council (NFLMC). He served as NFLMC's main contact for NFL Club executives regarding contract proposals, CBA interpretations and transactional scenarios. Marcoux managed the NFLMC's drafting of CBA language for labor negotiations with NFL Player's Association. He supported the NFLMC research team with data analysis of key issues for CBA negotiations.

Marcoux, who ultimately was promoted to Senior Manager of Labor Operations, analyzed NFL player contracts for compliance with the League CBA and Salary Cap. He produced an annual NFL Labor Seminar slide book and presented on CBA and system issues at the yearly Labor Seminar. Marcoux led bi-monthly staff meetings for the entire Labor Operations department to discuss recent CBA interpretations. He also assisted with reconciliation and analysis of Clubs' deferred and guaranteed contract funding requirements and non-football player agreements.

Since 2017, he also served as an NFL Game Monitor in the Art McNally Game Day Central for the NFL Officiating department and worked as an on-site NFL Game Operations Representative for NFL Football Operations Department.

In 2014, Marcoux was selected to participate in the NFL's two-year rotational program. He focused on club business development, media strategy and business development, club and labor finance/corporate development and market research and consumer insights.

Marcoux graduated Summa Cum Laude with degrees in both sociology and economics from Dartmouth College in 2014. He played quarterback and tight end for the Big Green. Marcoux was a two-time Academic All-Ivy League selection. He was named to the National Football Foundation (NFF) Hampshire Honor Society. Marcoux was named a Rufus Choate Scholar, which recognizes admittance to the highest honors group at Dartmouth College. He was also honored with the William S. Churchill Award, class of 1927, which is awarded to the outstanding first-year man who demonstrates qualities of fairness, respect for duty, and citizenship.



**Years with Steelers: 4**  
**NFL EXPERIENCE: 8**

**Tosin Kazeem** is in his fourth season as a Football Analyst for the Pittsburgh Steelers.

He previously worked for the Tennessee Titans from 2017-2019 working as a Scouting Assistant from 2017-2018 and Scouting Coordinator from 2018-2019. He interned for the New York Jets as a Player Personnel/Football Administration Intern from 2015-2017.

Tosin graduated from Union College with a Bachelor's of Science in Mechanical Engineering in 2014 and was a member of the football team for four seasons as a Wide Receiver and competed in Indoor/Outdoor track as a sprinter for three seasons, and captained the Indoor/Outdoor Teams during his last two seasons.

After his senior year in 2014, Tosin won the William B. Jaffe Award for the Standout Male Athlete of the Year awarded for the character, excellence and motivation of the athlete.



**William Britt** is in his second season as a Football Analyst for the Pittsburgh Steelers.

William graduated from Centre College (KY) with a Bachelor of Science in Data Science and minors in both Computer Science and Mathematics. He was a member of the football team for four seasons as a quarterback and wide receiver. Britt was also played point guard for the basketball team for two seasons.

Britt, a native of Louisville, Ky., attended duPont Manual High School where he lettered in football, basketball and baseball.



**Darrel Young** is in his second season as Pittsburgh's Director of Player Development.

Young works with players to adjust to life during and after their NFL careers. He focuses on developing rookies as they navigate through the Steelers University life skills program, which promotes best practices for success on and off the field. He also provides career support for those seeking to advance their interests off the field and transition to life after football.

Prior to joining the Steelers, Young served as the Manager of Player Engagement and Relations for the National Football League (2018-21), where he worked with multiple departments to drive league activations supporting the development of players throughout the year.

A former fullback, Young enjoyed a nine-year NFL career, playing for the Carolina Panthers, the Chicago Bears and the Washington Football Team. He originally signed by Washington in 2009 as an undrafted rookie free agent linebacker out of Villanova. He moved to fullback in 2010, and in 2014, was awarded the team's Walter Payton Man of the Year award for his excellence in community service.

Young, who was born and raised in Amityville, N.Y., graduated with a bachelor's degree in communications from Villanova and later obtained a master's degree in sports management from Georgetown.



**Bob McCartney** has had many responsibilities in his 49 years with the Steelers. He was named film director in 1973, until the advent of video in 1986 when the NFL went from film to videotape format.

McCartney has been a member of the organization for all six Super Bowl titles.

Prior to taking over the filming operation, McCartney worked in the Steelers' ticket office. He also currently serves as the Steelers' facility coordinator for their headquarters at the UPMC Rooney Sports Complex.

McCartney, a Pittsburgh native, attended South Hills Catholic High School. He graduated from Wheeling Jesuit University (Wheeling, W. Va.) in 1972 with a bachelor's degree in English.

Born in Pittsburgh, McCartney and his wife Gail have two children, daughter Kathleen and son Robert, who is a pro personnel director for the Tampa Bay Buccaneers. The couple also has four grandchildren, twin boys Jack and Braden, and granddaughters, Madison and Abigail.



**John Norwig** is in his 32nd season as the Steelers' head athletic trainer and his 43rd year in athletic training.

Norwig was honored twice in 2015 for his efforts and contributions throughout his career. In June, he was inducted to the Pennsylvania Athletic Trainers' Hall of Fame. In February, Norwig was honored with the Fain-Cain Memorial Award at the NFL Physicians Society Scientific Meeting and Symposium. The award is given annually to the Professional Football Athletic Trainers Society member who best reflects the virtues of a certified athletic trainer and displays the highest level of professionalism.

From February 2008 until February 2014, Norwig served as President of the Professional Football Athletic Trainers' Society. He also was chosen as a 2008 recipient of the Most Distinguished Athletic Trainer Award from the National Athletic Trainers' Association. The Steelers' athletic training staff was named 2008 Professional Football Athletic Training Staff of the Year by the Professional Football Athletic Training Society (PFATS).

Norwig's career began in 1979 as the athletic trainer at Bellefonte High School (Bellefonte, Pa.). Norwig then served six years as assistant athletic trainer and health education instructor at Penn State (1980-85). During that time he assisted the San Francisco 49ers at their 1984 training camp. He then became head athletic trainer at Vanderbilt (1986-91) before joining the Steelers.

Norwig earned a bachelor's degree in health and physical education from Penn State in 1979 and a master's in health education in 1984. He is a member of the American College of Sports Medicine, American Orthopedic Society for Sports Medicine, the Pennsylvania Athletic Trainer's Society and the National Athletic Trainers Association. In October of 2011, Norwig was named a Penn State Alumni Fellow, the highest award given by the Penn State Alumni Association recognizing those for their outstanding professional accomplishments.

Born in Hanover, Pa., Norwig and his wife Emily have three children, daughter Erin, and sons Nicholas and Luke. The Norwigs live in the North Hills of Pittsburgh.



**Adam Regan** is in his fourth year as the team's equipment manager and his ninth overall season with the team. He assists in field preparation for practices and games, setting up the locker rooms, and with any uniform and equipment needs for players.

Regan started as a ballboy in 2003. Since that time he has assisted the Steelers' equipment staff in a variety of ways, including serving as an equipment intern.

A native of Pittsburgh, Regan attended Duquesne University, graduating with a degree in professional communications and organizational leadership in 2008. Regan also attended local Central Catholic High School.

Adam is married to Ashley. The couple has two sons, Major and Beckham.




2022

# PLAYERS



MEDIA GUIDE






57

## MONTRAVIUS ADAMS SR.

DEFENSIVE TACKLE



**HEIGHT:** 6-4

**WEIGHT:** 304

**COLLEGE:** Auburn

**BORN:** July 24, 1985

**BIRTHPLACE:** Vienna, GA

**HOW ACQUIRED:** FA 21

**NFL EXPERIENCE:** 8th year

### PRO CAREER

- ✦ Amassed 59 tackles (29 solo), 1.5 sacks, one forced fumble, six QB hits, five passes defended, and one fumble recovery in five years (2017-2021, Packers; 2021, Patriots/Saints/Steelers)
- ✦ Has played in 55 career games (seven starts)

#### 2021 (PATRIOTS/SAINTS/STEELERS)

- ✦ Spent time with the Patriots and the Saints before landing in Pittsburgh
- ✦ Started in four of 5 games played with the Steelers where he amassed 8 tackles (6 solo) and three QB hits.

#### 2020 (PACKERS)

- ✦ Saw action in eight games, accumulating 11 tackles, 2 for loss

#### 2019 (PACKERS)

- ✦ Started in two of 14 games and collected 11 tackles

#### 2018 (PACKERS)

- ✦ Played in all 16 games with one start
- ✦ Made NFL starting debut in Week 16 (at N.Y. Jets)
- ✦ Finished the season with a career-high 20 tackles (11 solo) and added 1.5 sacks

#### 2017 (PACKERS)

- ✦ Made NFL debut in Week 3 (vs. Cincinnati)
- ✦ Saw action in seven games as a rookie

### TRANSACTIONS

- ✦ Signed by the Steelers on Nov. 30, 2021
- ✦ Waived by the Saints on Nov. 16, 2021
- ✦ Signed by the Saints on Sept. 14, 2021
- ✦ Released by New Orleans on Sept. 11, 2021
- ✦ Signed by the New Orleans Saints on Sept. 6, 2021
- ✦ Released from Patriots on Aug. 31, 2021
- ✦ Signed by New England on March 19, 2021
- ✦ Placed on IR on Nov. 25, 2020
- ✦ Drafted by the Green Bay Packers in the third round (93rd overall) of the 2017 NFL Draft

### PERSONAL

- ✦ Attended Dooly County High School in Vienna, Ga., where he was named All-State twice and selected as a participant in the 2013 Under Armour All-America Game
- ✦ 247Sports All-American
- ✦ ESPN Top 150
- ✦ Rated the No. 2 defensive lineman and No. 14 overall player by PrepStar
- ✦ Rated a five-star recruit and the third-best defensive lineman in his class by Rivals.com
- ✦ Full name: Montravius Adams, Sr.

### COLLEGE

- ✦ Played in 52 games at Auburn University from 2013-16, amassing 151 tackles (79 solo), 21 tackles for loss, 11.0 sacks, two interceptions, five passes defended, three forced fumbles, and three fumble recoveries.
- ✦ All-America Second Team in 2016
- ✦ All-SEC First Team (AP) in 2016
- ✦ Rotary Lombardi Award semifinalist (2016)
- ✦ SEC Academic Honor Roll (2016)
- ✦ Named a team captain his senior year





## 2021 GAME-BY-GAME POSTSEASON STATISTICS (STEELERS)

DATE	OPPONENT	P/S	TACKLES							INTERCEPTIONS				O. FUMB			ST				MISC		SCORE					
			TK	S	A	SK	YDS	TFL	YDS	QBH	NO	YDS	LG	TD	PD	FF	FR	TD	YDS	TK	S	A		FF	FR	S	A	W/L
01/16	at Chiefs	P	2	2	0	1.0	10.0	1	10	1	0	0	0	0	0	0	0	0	0	0	0	0	0	0	0	0	0	21-42
2021 TOTALS		1-0	2	2	0	1.0	10.0	1	10	1	0	0	0	0	0	0	0	0	0	0	0	0	0	0	0	0	0-1	


## 2020 GAME-BY-GAME POSTSEASON STATISTICS (PACKERS)

DATE	OPPONENT	P/S	TACKLES							INTERCEPTIONS				O. FUMB			ST				MISC		SCORE				
			TK	S	A	SK	YDS	TFL	YDS	QBH	NO	YDS	LG	TD	PD	FF	FR	TD	YDS	TK	S	A		FF	FR	S	A
01/16	Rams																										32-18
01/24	Buccaneers																										26-31
2020 TOTALS			0	0	0	0.0	0.0	0	0	0	0	0	0	0	0	0	0	0	0	0	0	0	0	0	0	0	1-1

## 2019 GAME-BY-GAME POSTSEASON STATISTICS (PACKERS)

DATE	OPPONENT	P/S	TACKLES							INTERCEPTIONS				O. FUMB			ST				MISC		SCORE					
			TK	S	A	SK	YDS	TFL	YDS	QBH	NO	YDS	LG	TD	PD	FF	FR	TD	YDS	TK	S	A		FF	FR	S	A	W/L
01/12	Seahawks	P	0	0	0	0.0	0.0	0	0	1	0	0	0	0	0	0	0	0	0	0	0	0	0	0	0	0	W	28-23
01/19	at 49ers	P	0	0	0	0.0	0.0	0	0	0	0	0	0	0	0	0	0	0	0	0	0	0	0	0	0	0	L	20-37
2019 TOTALS		2-0	0	0	0	0.0	0.0	0	0	1	0	0	0	0	0	0	0	0	0	0	0	0	0	0	0	0	1-1	





**27** **MARCUS ALLEN**  
LINEBACKER

**HEIGHT:** 6-2  
**WEIGHT:** 215  
**COLLEGE:** Penn State  
**BORN:** August 7, 1996

**BIRTHPLACE:** Silver Spring, MD  
**HOW ACQUIRED:** 05a '18  
**NFL EXPERIENCE:** 4th year

### PRO CAREER

- ✦ Has played in 33 games (three starts) over his five-year NFL career (all with the Steelers)
- ✦ Has registered 33 tackles (18 solo), two tackles for loss and two quarterback hits
- ✦ Has registered 12 special teams tackles (4 solo)
- ✦ Made NFL debut in Week 13 of 2018 (vs. L.A. Chargers)
- ✦ Made NFL starting debut in Week 14 of 2020 (at Buffalo)

#### 2021 (STEELERS)

- ✦ Played in 16 regular-season games (one start)
- ✦ Recorded 7 tackles (3 solo) on defense and 6 special teams tackles (3 solo).

#### 2020 (STEELERS)

- ✦ Played in 14 regular-season games (two starts)
- ✦ Recorded 24 tackles (14 solo), two tackles for loss and two quarterback hits
- ✦ Registered six special teams' tackles (five solo)
- ✦ Recorded 21 of his 24 tackles over the last four games of the season (inactive in Week 16)
- ✦ Made eight tackles (five solo) and one tackle for loss in first career start (Week 14 at Buffalo)
- ✦ Registered six tackles and a quarterback hit in Week 15 at Cincinnati
- ✦ Recorded seven tackles (six solo) with a tackle for loss in Week 17 at Cleveland

#### 2019 (STEELERS)

- ✦ Spent the first 14 weeks of the season on the Steelers' practice squad before being promoted to the active roster
- ✦ Saw action in one game (Week 17 at Baltimore)

#### 2018 (STEELERS)

- ✦ Saw action in two games during the regular season
- ✦ Made his NFL debut in Week 13 vs. San Diego

### TRANSACTIONS

- ✦ Signed a one-year contract with Pittsburgh on Mar. 9, 2021
- ✦ Promoted to the Steelers active roster from the practice squad on Dec. 20, 2019
- ✦ Added to the Pittsburgh practice squad on Sept. 1, 2019
- ✦ Waived by the Steelers on Aug. 31, 2019
- ✦ Drafted by Pittsburgh with the first of its two fifth-round selections (148th overall) in the 2018 NFL Draft

### COLLEGE

- ✦ Totaled 321 tackles at Penn State, ranking fifth in school history in career tackles and becoming the sixth player in program history to record at least 300 stops in a career
- ✦ Earned First-Team All-Big Ten accolades from the coaches and second-team honors from the media in 2017 after starting all 13 games and recording 72 tackles (46 solo) with one interception and forcing two fumbles
- ✦ Selected as a team captain in 2017
- ✦ Tabbed Third-Team All-Big Ten by the coaches and honorable mention by the media panel in 2016
- ✦ Named Big Ten Co-Defensive Player of the Week after a 22-tackle game vs. Minnesota in 2016
- ✦ Started all 14 games, notching 10 tackles or more in three games, en route to recording a career-best 110 tackles in 2016 to become the first safety to lead Penn State in tackles since 2002
- ✦ Honorable mention All-Big Ten by the coaches and media in 2015, finishing second on the defense with 81 tackles
- ✦ Started seven of 13 games played in 2014, tying for third on the squad with 58 tackles
- ✦ Graduated with a degree in broadcast journalism

### PERSONAL

- ✦ Attended Dr. Henry Wise High School (Upper Marlboro, Md.)
- ✦ Posted 15 tackles and two fumble recoveries in three games as a senior before suffering an ankle injury
- ✦ Helped the Pumas advance to a perfect 14-0 record and the Maryland 4A State Championship as a junior, producing 70 tackles, three interceptions and 10 pass breakups
- ✦ Invited to participate in the Big 33 Classic and Maryland Crab Bowl following his senior year
- ✦ Son of Shawn and Latonya Allen
- ✦ Godson of Pro Football Hall of Fame running back Curtis Martin
- ✦ Full Name: Marcus Allen

MARCUS ALLEN'S NFL REGULAR SEASON DEFENSIVE STATISTICS

DATE	TEAM	GP	GS	TACKLES						INTERCEPTIONS						O. FUMB			ST			MISC							
				TK	S	A	SK	YDS	QBH	NO	YDS	LG	TD	PD	FF	FR	TD	YDS	TK	S	A	FF	FR	S	A				
2018	Steelers	2	0	2	1	1	0	0	0.0	0.0	0	0	0	0	0	0	0	0	0	0	0	0	0	0	0	0			
2019	Steelers	1	0	0	0	0	0	0	0.0	0.0	0	0	0	0	0	0	0	0	0	0	0	0	0	0	0				
2020	Steelers	14	2	24	14	10	2	3	0.0	0.0	2	0	0	0	0	0	0	0	0	0	0	0	6	5	1	0	0	0	0
2021	Steelers	16	1	7	3	4	0	0	0.0	0.0	0	0	0	0	0	0	0	0	0	0	0	0	6	3	3	0	0	0	0
NFL TOTALS		33	3	33	18	15	2	3	0.0	0.0	2	0	0	0	0	0	0	0	0	0	0	0	12	8	4	0	0	0	0

MARCUS ALLEN'S NFL POSTSEASON DEFENSIVE STATISTICS

DATE	TEAM	GP	GS	TACKLES						INTERCEPTIONS						O. FUMB			ST			MISC								
				TK	S	A	TFL	YDS	SK	YDS	QBH	NO	YDS	LG	TD	PD	FF	FR	TD	YDS	TK	S	A	FF	FR	S	A			
2020	Steelers	1	0	0	0	0	0	0	0.0	0.0	0	0	0	0	0	0	0	0	0	0	0	0	0	0	0	0	0	0	0	
2021	Steelers	1	0	1	0	1	0	0	0.0	0.0	0	0	0	0	0	0	0	0	0	0	0	0	1	0	1	0	0	0	0	0
NFL TOTALS		2	0	1	0	1	0	0	0.0	0.0	0	0	0	0	0	0	0	0	0	0	0	0	1	0	1	0	0	0	0	0

SINGLE-GAME HIGHS: DEFENSIVE

- Total Tackles: 8 at Buffalo Bills, Dec 13, 2020
- Tackles For Loss: 1 at Cleveland Browns, Jan 03, 2021
- Solo Tackles: 6 at Cleveland Browns, Jan 03, 2021
- Special Teams Tackles: 3 at Baltimore Ravens, Jan 09, 2022
- 5 at Buffalo Bills, Dec 13, 2020
- 2 vs. Houston Texans, Sep 27, 2020

SINGLE-GAME HIGHS - POSTSEASON: DEFENSIVE

- Total Tackles: 1 at Kansas City Chiefs, Jan 16, 2022
- Special Teams Tackles: 1 at Kansas City Chiefs, Jan 16, 2022

2021 GAME-BY-GAME REGULAR-SEASON STATISTICS (STEELERS)

DATE	OPPONENT	P/S	TACKLES						INTERCEPTIONS						O. FUMB			ST			MISC		W/L	SCORE						
			TK	S	A	SK	YDS	TFL	YDS	QBH	NO	YDS	LG	TD	PD	FF	FR	TD	YDS	TK	S	A			FF	FR	S	A		
09/12	at Bills	P	0	0	0	0	0	0	0	0	0	0	0	0	0	0	0	0	0	0	0	0	0	0	0	0	W	23-16		
09/19	Raiders	P	0	0	0	0	0	0	0	0	0	0	0	0	0	0	0	0	0	0	0	0	0	0	0	0	L	17-26		
09/26	Bengals	P	0	0	0	0	0	0	0	0	0	0	0	0	0	0	0	0	0	0	0	0	0	0	0	0	L	10-24		
10/03	at Packers	P	0	0	0	0	0	0	0	0	0	0	0	0	0	0	0	0	0	0	0	0	0	0	0	0	L	17-27		
10/10	Broncos	P	0	0	0	0	0	0	0	0	0	0	0	0	0	0	0	0	0	0	0	0	0	0	0	0	W	27-19		
10/17	Seahawks	P	0	0	0	0	0	0	0	0	0	0	0	0	0	0	0	0	0	0	0	0	0	0	0	0	W	23-20+		
10/31	at Browns	P	0	0	0	0	0	0	0	0	0	0	0	0	0	0	0	0	0	0	0	0	0	0	0	0	W	15-10		
11/08	Bears	P	0	0	0	0	0	0	0	0	0	0	0	0	0	0	0	0	0	0	0	0	0	0	0	0	W	29-27		
11/14	Lions	P	0	0	0	0	0	0	0	0	0	0	0	0	0	0	0	0	0	0	0	0	1	1	0	0	T	16-16		
11/21	at Chargers	P	0	0	0	0	0	0	0	0	0	0	0	0	0	0	0	0	0	0	0	0	1	1	0	0	0	L	37-41	
11/28	at Bengals	P	0	0	0	0	0	0	0	0	0	0	0	0	0	0	0	0	0	0	0	0	0	0	0	0	L	10-41		
12/05	Ravens	P	0	0	0	0	0	0	0	0	0	0	0	0	0	0	0	0	0	0	0	0	0	0	0	0	W	20-19		
12/09	at Vikings	P	1	0	1	0	0	0	0	0	0	0	0	0	0	0	0	0	0	0	0	0	0	0	0	0	L	28-36		
12/19	Titans	P	1	1	0	0	0	0	0	0	0	0	0	0	0	0	0	0	0	0	0	0	0	0	0	0	W	19-13		
12/26	at Chiefs																										L	10-36		
01/03	Browns	S	4	2	2	0	0	0	0	0	0	0	0	0	0	0	0	0	0	0	0	0	1	0	1	0	0	0	W	26-14
01/09	at Ravens	P	1	0	1	0	0	0	0	0	0	0	0	0	0	0	0	0	0	0	0	0	3	1	2	0	0	0	W	16-13+
2021 TOTALS		16-1	7	3	4	0	0	0	0	0	0	0	0	0	0	0	0	0	0	0	0	0	6	3	3	0	0	0	9-7-1	


+ - Overtime


2021 GAME-BY-GAME POSTSEASON STATISTICS (STEELERS)

DATE	OPPONENT	P/S	TACKLES						INTERCEPTIONS						O. FUMB			ST			MISC		W/L	SCORE						
			TK	S	A	SK	YDS	TFL	YDS	QBH	NO	YDS	LG	TD	PD	FF	FR	TD	YDS	TK	S	A			FF	FR	S	A		
01/16	at Chiefs	P	1	0	1	0	0	0	0	0	0	0	0	0	0	0	0	0	0	0	0	0	1	0	1	0	0	0	L	21-42
2021 TOTALS		1-0	1	0	1	0	0	0	0	0	0	0	0	0	0	0	0	0	0	0	0	0	1	0	1	0	0	0	0	0-1

2020 GAME-BY-GAME POSTSEASON STATISTICS (STEELERS)

DATE	OPPONENT	P/S	TACKLES						INTERCEPTIONS						O. FUMB			ST			MISC		W/L	SCORE					
			TK	S	A	SK	YDS	TFL	YDS	QBH	NO	YDS	LG	TD	PD	FF	FR	TD	YDS	TK	S	A			FF	FR	S	A	
01/10	Browns	P	0	0	0	0	0	0	0	0	0	0	0	0	0	0	0	0	0	0	0	0	0	0	0	0	0	L	37-48
2020 TOTALS		1-0	0	0	0	0	0	0	0	0	0	0	0	0	0	0	0	0	0	0	0	0	0	0	0	0	0	0	0-1





Let the ball  
**TYSON ALUALU**  
DEFENSIVE END

**HEIGHT:** 6-3  
**WEIGHT:** 304  
**COLLEGE:** California  
**BORN:** May 12, 1987

**BIRTHPLACE:** Honolulu, HI  
**HOW ACQUIRED:** UFA '17  
**NFL EXPERIENCE:** 13th year

## PRO CAREER

- ✦ Has played in 174 games (112 starts) over his 12-year NFL career (Jaguars 2010-16; Steelers 2017-21)
- ✦ His 173 games played ranks fourth among active NFL defensive linemen (Domata Peko, 214; Calais Campbell, 199; Ndamukong Suh, 175)
- ✦ Only Suh has played in more games among players selected in the 2010 NFL Draft
- ✦ Registered 402 tackles, 253 solo stops, 67 quarterback hits, 45 tackles for loss, 24.5 sacks, 14 passes defended, four forced fumbles and three fumble recoveries
- ✦ Made NFL debut in Week 1 of 2010 (vs. Denver)
- ✦ Made NFL starting debut in Week 1 of 2010 (vs. Denver)

### 2021 (STEELERS)

- ✦ Sustained an injured the Week 2 game vs. Las Vegas and was placed on the Reserve/Injured list

### 2020 (STEELERS)

- ✦ Played in 15 regular-season games (10 starts)
- ✦ Registered 38 tackles, five quarterback hits, five passes defended, four tackles for loss, 2.0 sacks and one forced fumble
- ✦ Registered four tackles (three solo), two tackles for loss and one quarterback hit in Week 1 at N.Y. Giants
- ✦ Led the defensive line in tackles (five, three solo), took down QB Jeff Driskel for a 10-yard sack and added two quarterback hits, one pass defended and one tackle for loss
- ✦ Inactive in Week 9 at Dallas due to a knee injury
- ✦ Recorded four tackles (two solo) and strip-sacked QB Josh Allen in the second quarter in Week 14 at Buffalo

### 2019 (STEELERS)

- ✦ Saw action in 16 regular-season games (five starts)
- ✦ Registered 41 tackles (21 solo), 1.0 sack, two passes defended and one forced fumble
- ✦ His 41 tackles are the most he's recorded in a single season since joining the Steelers in 2017
- ✦ Sacked Cincinnati's Andy Dalton (-8 yards) with 1:56 left in the fourth quarter to end the game in Week 4
- ✦ Registered four tackles, two for loss, at Cleveland in Week 11
- ✦ Recorded four tackles (two solo), a forced fumble and a pass breakup in Week 15 vs. Buffalo

### 2018 (STEELERS)

- ✦ Saw action in 15 regular-season games (two starts)
- ✦ Recorded 22 tackles (12 solo)
- ✦ Inactive due to a shoulder injury in Week 2 vs. Kansas City
- ✦ Made his first start of the season and fifth with the Steelers at defensive end; recorded seven tackles (five solo) in Week 11 at Jacksonville

### 2017 (STEELERS)

- ✦ Saw action in all 16 regular-season games (five starts) and made his first career postseason appearance
- ✦ Set a single-season career high of 4.0 sacks
- ✦ Added 39 total tackles (25 solo) and one pass defended
- ✦ Recorded his first sack as a Steeler in Week 7 vs. Cincinnati, bringing down Andy Dalton for an 11-yard loss
- ✦ Tied single-game career highs in tackles (eight) and sacks (2.0) in Week 17; first multi-sack game of his NFL career

### 2016 (JAGUARS)

- ✦ Played in 14 regular-season games (10 starts)
- ✦ Inactive in both Week 1 vs. Green Bay and Week 2 at San Diego
- ✦ Registered 36 tackles, six tackles for loss, 2.5 sacks and one forced fumble

### 2015 (JAGUARS)

- ✦ Played in all 16 regular-season games for the sixth consecutive season (13 starts)
- ✦ Notched 26 tackles, 2.0 sacks, a single-season career-high two pass breakups and recovered the third fumble of his career
- ✦ Recorded a three-yard reception, the first of his career, for a first down in Week 2 at Miami
- ✦ Registered his second sack of the season and caught his second career pass, a 16-yard reception in Week 12 at Tennessee
- ✦ Blocked a fourth-quarter field goal attempt, his first career block, in Week 16 at New Orleans

### 2014 (JAGUARS)

- ✦ Played in all 16 regular-season games
- ✦ Totaled 30 tackles and 2.0 sacks
- ✦ Registered a season-high seven tackles in Week 2 at Washington

### 2013 (JAGUARS)

- ✦ Started all 16 regular-season games for the fourth consecutive season
- ✦ Recorded 44 tackles, 1.5 sacks, eight QB pressures and one pass breakup
- ✦ Registered a season-high six tackles on two occasions (Week 7 vs. San Diego and Week 15 vs. Buffalo)
- ✦ Sacked Andrew Luck for a 10-yard loss, his first full sack of the season, in Week 4 vs. Indianapolis

## 2012 (JAGUARS)

- Started all regular-season games
- Recorded a single-season career-high 45 tackles
- Matched single-season career-highs in sacks (3.5) and fumble recoveries (one)

## 2011 (JAGUARS)

- Started all 16 regular-season games
- Tallied 40 tackles, 2.5 sacks, one pass breakup, one forced fumble and one fumble recovery
- Recorded a season-high four tackles on four separate occasions (Week 2 at N.Y. Jets, Week 5 vs. Cincinnati, Week 8 at Houston, Week 12 vs. Houston)
- Sacked Ben Roethlisberger for a 3-yard loss in Week 6 vs. Pittsburgh

## 2010 (JAGUARS)

- Started all 16 regular-season games in his rookie season
- Second rookie defensive lineman in franchise history to start every game in his first season
- Set a single-season career-high with 3.5 sacks, which were also the second-most on the team
- Started in his NFL debut vs. Denver and registered his first career sack, taking down Kyle Orton

## TRANSACTIONS

- Signed a two-year contract with Pittsburgh as an unrestricted free agent on March 27, 2021
- Signed a two-year contract extension with the Steelers as an unrestricted free agent on Feb. 22, 2019
- Signed a two-year contract with Pittsburgh as an unrestricted free agent on March 21, 2017
- Signed a two-year contract extension with Jacksonville on March 7, 2015
- Signed a five-year contract with the Jaguars on Aug. 2, 2010
- Drafted by Jacksonville in the first round (10th overall) of the 2010 NFL Draft

## COLLEGE

- Was a four-year letterman at California (2006-09)
- Played in 52 games (40 starts)
- Never missed a game and started 39 consecutive games to complete his career
- Career totals included 195 tackles, 26.0 tackles for loss, 16.0 sacks, seven pass breakups, four forced fumbles and four fumble recoveries
- Three-time winner of the Brick Muller Award as team's most valuable defensive lineman (2007-09)
- Named All-Pac-10 First-Team by the coaches and media in back-to-back years (2008-09)
- Graduated with a degree in ethnic studies

## PERSONAL

- Attended St. Louis High School (Honolulu, Hawaii)
- Two-time all-state selection by the *Honolulu Star Bulletin*
- As a senior, he was named the Interscholastic Hawaiian League Defensive Player of the Year and earned a spot on Prep Star's All-Far West Region team
- Son of Ta'avao and Levaa'i Alualu
- One of nine children
- He and his wife Desiree have four sons, Tyree, Tydes, Tyten and Tyson-Jaxx and two daughters, Dereon and Deonne Skye
- Full name: Tyson Asi Alualu (AH-loo AH-loo)

## TYSON ALUALU'S NFL REGULAR SEASON DEFENSIVE STATISTICS

DATE	TEAM	GP	GS	TACKLES							INTERCEPTIONS					O. FUMB					ST			MISC			
				TK	S	A	TFL	YDS	SK	YDS	QBH	NO	YDS	LG	TD	PD	FF	FR	TD	YDS	TK	S	A	FF	FR	S	A
2010	Jaguars	16	16	38	29	9	7	0	3.5	24.5	9	0	0	0	1	0	0	0	0	0	0	0	0	0	0	0	0
2011	Jaguars	16	16	40	21	19	3	0	2.5	8.5	8	0	0	0	1	1	1	0	7	0	0	0	0	0	0	0	0
2012	Jaguars	16	16	45	34	11	3	0	3.5	21.5	4	0	0	0	1	0	1	0	0	0	0	0	0	0	0	0	0
2013	Jaguars	16	16	42	33	9	3	12	1.5	12.5	9	0	0	0	1	0	0	0	0	0	0	0	0	0	0	0	0
2014	Jaguars	16	0	30	13	17	2	3	2.0	3.0	5	0	0	0	0	0	0	0	0	0	0	0	0	0	0	0	0
2015	Jaguars	16	13	26	18	8	6	27	2.0	17.0	10	0	0	0	2	0	1	0	0	0	0	0	0	0	0	0	0
2016	Jaguars	14	10	36	28	8	6	31	2.5	14.0	6	0	0	0	0	1	0	0	0	0	0	0	1	1	0	0	0
2017	Steelers	16	5	39	25	14	6	27	4.0	27.0	6	0	0	0	1	0	0	0	0	0	0	0	0	0	0	0	0
2018	Steelers	15	2	22	12	10	1	1	0.0	0.0	1	0	0	0	0	0	0	0	0	0	0	0	0	0	0	0	0
2019	Steelers	16	5	41	21	20	4	15	1.0	8.0	3	0	0	0	2	1	0	0	0	0	0	0	0	0	0	0	0
2020	Steelers	15	10	38	17	21	4	16	2.0	18.0	5	0	0	0	5	1	0	0	0	0	0	0	0	0	0	0	0
2021	Steelers	2	2	5	2	3	0	0	0.0	0.0	1	0	0	0	0	0	0	0	0	0	0	0	0	0	0	0	0
NFL TOTALS		174	111	402	253	149	45	132	24.5	154.0	67	0	0	0	14	4	3	0	7	1	1	0	0	0	0	0	0

## TYSON ALUALU'S NFL POSTSEASON DEFENSIVE STATISTICS

DATE	TEAM	GP	GS	TACKLES							INTERCEPTIONS					O. FUMB					ST			MISC				
				TK	S	A	TFL	YDS	SK	YDS	QBH	NO	YDS	LG	TD	PD	FF	FR	TD	YDS	TK	S	A	FF	FR	S	A	
2017	Steelers	1	0	1	1	0	0	0	0.0	0.0	0	0	0	0	0	0	0	0	0	0	0	0	0	0	0	0	0	0
2020	Steelers	1	1	3	2	1	0	0	0.0	0.0	0	0	0	0	0	0	0	0	0	0	0	0	0	0	0	0	0	0
2021	Steelers	0	0	0	0	0	0	0	0.0	0.0	0	0	0	0	0	0	0	0	0	0	0	0	0	0	0	0	0	0
NFL TOTALS		2	1	4	3	1	0	0	0.0	0.0	0	0	0	0	0	0	0	0	0	0	0	0	0	0	0	0	0	0



SINGLE-GAME HIGHS: DEFENSIVE

Total Tackles	8 vs. Cleveland Browns, Dec 31, 2017 7 at Jacksonville Jaguars, Nov 18, 2018 ...1 more at 7.	Fumble Recoveries	1 at Baltimore Ravens, Nov 15, 2015 1 at Miami Dolphins, Dec 16, 2012 ...1 more at 1.
Solo Tackles	6 vs. Cleveland Browns, Dec 31, 2017 6 vs. San Diego Chargers, Oct 20, 2013 ...1 more at 6.	Tackles For Loss	4 vs. Cleveland Browns, Dec 31, 2017 2 at New York Giants, Sep 14, 2020 ...3 more at 2.
Sacks	2.0 vs. Cleveland Browns, Dec 31, 2017 1.0 at Buffalo Bills, Dec 13, 2020 ...19 more at 1.0.	Special Teams Tackles	1 vs. Baltimore Ravens, Sep 25, 2016
Passes Defensed	1 at Cleveland Browns, Jan 03, 2021 1 at Jacksonville Jaguars, Nov 22, 2020 ...12 more at 1.	Longest Opponent's Fumble Return	7 at Indianapolis Colts, Nov 13, 2011
Forced Fumbles	1 at Buffalo Bills, Dec 13, 2020 1 vs. Buffalo Bills, Dec 15, 2019 ...2 more at 1.		

SINGLE-GAME HIGHS - POSTSEASON: DEFENSIVE

Total Tackles	3 vs. Cleveland Browns, Jan 10, 2021 1 vs. Jacksonville Jaguars, Jan 14, 2018	Solo Tackles	2 vs. Cleveland Browns, Jan 10, 2021 1 vs. Jacksonville Jaguars, Jan 14, 2018
---------------	--	--------------	--

SINGLE-GAME HIGHS: RUSHING/RECEIVING

Rush Attempts	1 vs. Buffalo Bills, Oct 25, 2015	Kickoff Returns	1 at Baltimore Ravens, Dec 14, 2014
Receptions	1 at Tennessee Titans, Dec 06, 2015 1 vs. Miami Dolphins, Sep 20, 2015	Kickoff Return Yards	12 at Baltimore Ravens, Dec 14, 2014
Receiving Yards	16 at Tennessee Titans, Dec 06, 2015 3 vs. Miami Dolphins, Sep 20, 2015	Longest Kickoff Return	12 at Baltimore Ravens, Dec 14, 2014
Longest Receptions	16 at Tennessee Titans, Dec 06, 2015 3 vs. Miami Dolphins, Sep 20, 2015	Special Teams Tackles	1 vs. Baltimore Ravens, Sep 25, 2016
All-Purpose Yards	16 at Tennessee Titans, Dec 06, 2015 12 at Baltimore Ravens, Dec 14, 2014		

2021 GAME-BY-GAME REGULAR-SEASON STATISTICS (STEELERS)

DATE	OPPONENT	P/S	TACKLES							INTERCEPTIONS				O. FUMB			ST				MISC		W/L	SCORE			
			TK	S	A	SK	YDS	TFL	YDS	QBH	NO	YDS	LG	TD	PD	FF	FR	TD	YDS	TK	S	A			FF	FR	S
09/12	at Bills	S	5	2	3	0.0	0.0	0	0	0	1	0	0	0	0	0	0	0	0	0	0	0	0	0	0	W	23-16
09/19	Raiders																									L	17-26
09/26	Bengals																									L	10-24
10/03	at Packers																									L	17-27
10/10	Broncos																									W	27-19
10/17	Seahawks																									W	23-20+
10/31	at Browns																									W	15-10
11/08	Bears																									W	29-27
11/14	Lions																									T	16-16
11/21	at Chargers																									L	37-41
11/28	at Bengals																									L	10-41
12/05	Ravens																									W	20-19
12/09	at Vikings																									L	28-36
12/19	Titans																									W	19-13
12/26	at Chiefs																									L	10-36
01/03	Browns																									W	26-14
01/09	at Ravens																									W	16-13+
2021 TOTALS		1-1	5	2	3	0.0	0.0	0	0	0	1	0	0	0	0	0	0	0	0	0	0	0	0	0	0	9-7-1	
+ - Overtime																											

2021 GAME-BY-GAME POSTSEASON STATISTICS (STEELERS)


DATE	OPPONENT	P/S	TACKLES							INTERCEPTIONS				O. FUMB			ST				MISC		W/L	SCORE				
			TK	S	A	SK	YDS	TFL	YDS	QBH	NO	YDS	LG	TD	PD	FF	FR	TD	YDS	TK	S	A			FF	FR	S	A
01/16	at Chiefs																										L	21-42
2021 TOTALS			0	0	0	0.0	0.0	0	0	0	0	0	0	0	0	0	0	0	0	0	0	0	0	0	0	0	0-1	

2020 GAME-BY-GAME POSTSEASON STATISTICS (STEELERS)

DATE	OPPONENT	P/S	TACKLES							INTERCEPTIONS				O. FUMB			ST				MISC		W/L	SCORE				
			TK	S	A	SK	YDS	TFL	YDS	QBH	NO	YDS	LG	TD	PD	FF	FR	TD	YDS	TK	S	A			FF	FR	S	A
01/10	Browns	S	3	2	1	0.0	0.0	0	0	0	0	0	0	0	0	0	0	0	0	0	0	0	0	0	0	0	L	37-48
2020 TOTALS		1-1	3	2	1	0.0	0.0	0	0	0	0	0	0	0	0	0	0	0	0	0	0	0	0	0	0	0	0-1	

2017 GAME-BY-GAME POSTSEASON STATISTICS (STEELERS)

DATE	OPPONENT	P/S	TACKLES							INTERCEPTIONS				O. FUMB			ST				MISC		W/L	SCORE				
			TK	S	A	SK	YDS	TFL	YDS	QBH	NO	YDS	LG	TD	PD	FF	FR	TD	YDS	TK	S	A			FF	FR	S	A
01/14	Jaguars	P	1	1	0	0.0	0.0	0	0	0	0	0	0	0	0	0	0	0	0	0	0	0	0	0	0	0	L	42-45
2017 TOTALS		1-0	1	1	0	0.0	0.0	0	0	0	0	0	0	0	0	0	0	0	0	0	0	0	0	0	0	0	0-1	



# 19 CALVIN AUSTIN III

WIDE RECEIVER

HEIGHT: 5-9

WEIGHT: 162

COLLEGE: Memphis

BORN: March 24, 1999

BIRTHPLACE: Memphis, TN

HOW ACQUIRED: D4 '22

NFL EXPERIENCE: R

## PRO CAREER

- ✦ Has yet to make NFL debut

## TRANSACTIONS

- ✦ Drafted by Pittsburgh in the fourth round (138th overall) of the 2022 NFL Draft

## COLLEGE

- ✦ Played in 49 career games at Memphis (2018-21).
- ✦ Caught 156 passes for 2,541 yards (16.3 yards/reception) and 22 TDs
- ✦ Returned 29 punts for 323 yards (11.1 yards/return), including a 94-yard TD
- ✦ Finished his career ranked second all-time in program history in receiving TDs, fourth in receiving yards and fifth in receptions
- ✦ Named first-team All-AAC in both 2020 and 2021
- ✦ Led the Tigers with 74 catches for 1,149 yards and eight TDs in '21
- ✦ His 1,149 receiving yards rank fifth on the program's single-season list, while his eight TDs tied for 11th.
- ✦ In track and field, named 2019 U.S. Track and Field/Cross Country Coaches Association (USTFCCCA) All-America second team (4x100m relay), 2019 All-American Athletic Conference (4x100m relay), 2018 USTFCCCA All-America honorable mention (4x400m relay), 2018 All-American Athletic Conference four times (Indoor 200m, 4x400m relay; Outdoor 4x100m relay, 4x400m relay) and ran a school-record 39.19 seconds in winning silver at the 2019 American Athletic Conference Championships.

## PERSONAL

- ✦ Three-year member of the varsity squad at Harding Academy in Memphis
- ✦ Helped lead the Lions to three-straight Tennessee Secondary School Athletic Association (TSSAA) Division II Class A state playoffs appearances, including a spot in the semifinals in 2015
- ✦ Harding had a combined 26-9 record those three seasons
- ✦ For his career, pulled in 74 catches for 1,513 yards and 24 receiving TDs, also rushed for 558 yards and eight more scores, totaled 49 career TD (24 receive/8 rush/6 punt return/5 kick return/4 interception return/2 fumble return), logged 758 kick return yards and 541 punt return yards, finished with 3,492 all-purpose yards and 2,071 total yards over his career
- ✦ Named 2016 Tennessee Titans Mr. Football semifinalist (D2A back), 2016 Tennessee Sports Writers Association (TSWA) D2A All-State first team and 2016 Donovan Stewart D2A All-State
- ✦ Two-time D2A West 1 All-District (2015, 2016)
- ✦ Two-time D2A West 1 Special Teams Player of the Year (2015, 2016)
- ✦ 2016 Toyota East-West All-Star Classic
- ✦ Three-time Commercial Appeal Best of Preps pick (2014-16)
- ✦ Also a track and field standout at Harding Academy becoming a nine-time state champion in sprints/relays, seven-time TSWA All-State honoree and setting five school records
- ✦ 2015-16, 2016-17 Commercial Appeal Best of Preps Boys Track and Field Athlete of the Year
- ✦ Helped lead the Lions to a TSSAA D2A state championships runner-up finish in 2017
- ✦ Son of Calvin and Mimi Austin.



49

GENARD AVERY

LINEBACKER

HEIGHT: 6-0

WEIGHT: 250

COLLEGE: Memphis

BORN: April 26, 1995

BIRTHPLACE: Grenada, MS

HOW ACQUIRED: FA '22

NFL EXPERIENCE: 5th year

### PRO CAREER

- ✦ Has played in 53 games (17 starts) over his four-year NFL career with Cleveland and Philadelphia
- ✦ Has registered 101 tackles (60 solo), 11 tackles for loss, 7.5 sacks, 24 quarterback hits, five passes defended, one forced fumble and one fumble recovery
- ✦ Made his NFL debut on 9/9/18 vs Pittsburgh and recorded a sack of QB Ben Roethlisberger in his first game
- ✦ Made his NFL starting debut 10/21/18 at Tampa Bay

#### 2021 (EAGLES)

- ✦ Played in 16 games (12 starts)
- ✦ Recorded 43 tackles (21 solo), four tackles for loss and two quarterback hits during the regular season
- ✦ Registered a career-high eight tackles at Carolina (10/10)
- ✦ Made his NFL postseason debut on 1/16 vs Tampa Bay where he recorded one tackle (assisted)

#### 2020 (EAGLES)

- ✦ Saw action in 11 games, playing on both defense (eight games) and special teams (10 games)
- ✦ Spent weeks 9-11 on injured reserve for an elbow injury
- ✦ Finished the season with 12 tackles (6 solo), two tackles for loss, 1.5 sacks, seven QB hits and one pass defended

#### 2019 (BROWNS/EAGLES)

- ✦ Spent the first seven weeks of the season with the Browns before being traded to the Eagles in exchange for a 2021 fourth-round pick
- ✦ Saw action in two games as a Brown and eight games as an Eagle
- ✦ Finished the season combining for six tackles, one QB hit and a half-sack

#### 2018 (BROWNS)

- ✦ As a rookie for Cleveland, saw action in all 16 games with five starts
- ✦ Finished his first season with 40 sacks, (30 solo), five tackles for loss, 4.5 sacks, 14 QB hits, four passes defended, one forced fumble and one fumble recovery

### TRANSACTIONS

- ✦ Signed a one-year contract with Pittsburgh on Mar. 28, 2022
- ✦ Traded by the Browns to Philadelphia on Oct. 28, 2019
- ✦ Drafted by Cleveland in the 5th round (150th overall) of the 2018 NFL Draft

### COLLEGE

- ✦ Played in 50 career games with 34 starts, including every game of his final two seasons
- ✦ Holds single season record at Memphis with 22.0 tackles for loss in 2017
- ✦ Two-time, first-team all-conference linebacker in the American Athletic Conference
- ✦ Memphis qualified for bowl games in four consecutive seasons for the first time in school history, coinciding with Avery's time on the Tiger roster.
- ✦ His 45.5 career tackles for loss ranks second in the Memphis record book behind Tim Harris (49)
- ✦ His 21.5 sacks ranks third in program history behind Martin Ifedi (22.5) and Tramont Lawless (22)
- ✦ His 22.0 tackles for loss as a senior is a new Memphis single season record
- ✦ Has 232 career tackles, which is fifth all-time at Memphis
- ✦ Also added four forced fumbles, one fumble recovery and had seven passes defended
- ✦ Also had two interceptions, both returned for touchdowns in 2016
- ✦ Graduated from the University of Memphis in December of 2017, completing his degree in Organizational Leadership in 3 1/2 years.

### PERSONAL

- ✦ Attended Grenada High School where he played for head coach Ashley Kuhn
- ✦ Named to the Clarion-Ledger 2013 All-State Team
- ✦ Most Valuable Player of Mississippi 6A Region 1
- ✦ Played in the Mississippi-Alabama All-Star Game
- ✦ Linebacker was moved to defensive end for the all-star game
- ✦ Member of The Clarion-Ledger's Targeted 22
- ✦ Tallied 75 total tackles, 3.5 sacks and two forced fumbles as a senior
- ✦ Also saw playing time on offense, accounting for 72 rushing yards on 18 carries and scored five offensive TDs
- ✦ During senior year, recorded a season-high 10 tackles (9 solo stops) in a 51-14 win over DeSoto Central
- ✦ Registered 111 tackles and six sacks and forced five fumbles as a junior to earn Class 6A All-State honors
- ✦ Closed out junior year with three double-digit tackle games, including a career-high 18 stops against Columbus
- ✦ A Class 6A state champion powerlifter
- ✦ Four-year track and field letterwinner.
- ✦ Born in Grenada, Mississippi to mother Tiffany Avery

GENARD AVERY'S NFL REGULAR SEASON DEFENSIVE STATISTICS

DATE	TEAM	GP	GS	TACKLES										INTERCEPTIONS					O. FUMB			ST			MISC			
				TK	S	A	TFL	YDS	SK	YDS	QBH	NO	YDS	LG	TD	PD	FF	FR	TD	YDS	TK	S	A	FF	FR	S	A	
2018	Browns	16	5	39	29	10	5	29	4.5	26.5	14	0	0	0	0	4	1	1	0	5	1	1	0	0	0	0		
2019	Browns	2	0	1	1	0	0	0	0.0	0.0	0	0	0	0	0	0	0	0	0	0	0	0	0	0	0			
Went from Cleveland to Philadelphia																												
2019	Eagles	8	0	2	1	1	0	0	0.5	5.5	1	0	0	0	0	0	0	0	0	3	1	2	0	0	0	0		
2019	TOTAL	10	0	3	2	1	0	0	0.5	5.5	1	0	0	0	0	0	0	0	3	1	2	0	0	0	0	0		
2020	Eagles	11	0	11	5	6	2	7	1.5	7.0	7	0	0	0	1	0	0	0	1	1	0	0	0	0	0	0		
2021	Eagles	16	12	43	21	22	4	16	1.0	13.0	2	0	0	0	0	0	0	0	0	0	0	0	0	0	0	0		
NFL TOTALS		53	17	96	57	39	11	52	7.5	52.0	24	0	0	0	5	1	1	0	5	5	3	2	0	0	0	0		

GENARD AVERY'S NFL POSTSEASON DEFENSIVE STATISTICS

DATE	TEAM	GP	GS	TACKLES										INTERCEPTIONS					O. FUMB			ST			MISC	
				TK	S	A	TFL	YDS	SK	YDS	QBH	NO	YDS	LG	TD	PD	FF	FR	TD	YDS	TK	S	A	FF	FR	S
2019	Eagles	0	0	0	0	0	0	0	0.0	0.0	0	0	0	0	0	0	0	0	0	0	0	0	0	0	0	0
2021	Eagles	1	0	1	0	1	0	0	0.0	0.0	0	0	0	0	0	0	0	0	0	0	0	0	0	0	0	0
NFL TOTALS		1	0	1	0	1	0	0	0.0	0.0	0	0	0	0	0	0	0	0	0	0	0	0	0	0	0	0

SINGLE-GAME HIGHS: DEFENSIVE

- Total Tackles 8 at Carolina Panthers, Oct 10, 2021 Fumble Recoveries 1 at Tampa Bay Buccaneers, Oct 21, 2018  
7 vs. San Francisco 49ers, Sep 19, 2021 Tackles For Loss 2 vs. Cincinnati Bengals, Dec 23, 2018
- Solo Tackles 4 at Carolina Panthers, Oct 10, 2021 1 at Washington Football Team, Jan 02, 2022  
4 at Denver Broncos, Dec 15, 2018 ...8 more at 1.
- Sacks 1.0 at Washington Football Team, Jan 02, 2022 Special Teams Tackles 2 at New York Giants, Dec 29, 2019  
1.0 at San Francisco 49ers, Oct 04, 2020 1 at Pittsburgh Steelers, Oct 11, 2020  
...4 more at 1.0. ...2 more at 1.
- Passes Defensed 1 vs. Baltimore Ravens, Oct 18, 2020 Longest Opponent's Fumble Return 5 at Tampa Bay Buccaneers, Oct 21, 2018  
1 vs. Cincinnati Bengals, Dec 23, 2018
- Forced Fumbles 1 vs. Pittsburgh Steelers, Sep 09, 2018 ...3 more at 1.

SINGLE-GAME HIGHS - POSTSEASON: DEFENSIVE

- Total Tackles 1 at Tampa Bay Buccaneers, Jan 16, 2022

2021 GAME-BY-GAME REGULAR-SEASON STATISTICS (EAGLES)

DATE	OPPONENT	P/S	TACKLES										INTERCEPTIONS					O. FUMB			ST			MISC		W/L	SCORE	
			TK	S	A	SK	YDS	TFL	YDS	QBH	NO	YDS	LG	TD	PD	FF	FR	TD	YDS	TK	S	A	FF	FR	S			A
09/12	at Falcons	S	2	0	2	0.0	0.0	0	0	1	0	0	0	0	0	0	0	0	0	0	0	0	0	0	0	0	W	32-6
09/19	49ers	S	7	3	4	0.0	0.0	0	0	0	0	0	0	0	0	0	0	0	0	0	0	0	0	0	0	0	L	11-17
09/27	at Cowboys	P	4	2	2	0.0	0.0	1	1	0	0	0	0	0	0	0	0	0	0	0	0	0	0	0	0	0	L	21-41
10/03	Chiefs	P	1	0	1	0.0	0.0	0	0	0	0	0	0	0	0	0	0	0	0	0	0	0	0	0	0	0	L	30-42
10/10	at Panthers	S	8	4	4	0.0	0.0	1	1	0	0	0	0	0	0	0	0	0	0	0	0	0	0	0	0	0	W	21-18
10/14	Buccaneers	S	4	2	2	0.0	0.0	0	0	0	0	0	0	0	0	0	0	0	0	0	0	0	0	0	0	0	L	22-28
10/24	at Raiders	S	1	1	0	0.0	0.0	0	0	0	0	0	0	0	0	0	0	0	0	0	0	0	0	0	0	0	L	22-33
10/31	at Lions	S	2	1	1	0.0	0.0	0	0	0	0	0	0	0	0	0	0	0	0	0	0	0	0	0	0	0	W	44-6
11/07	Chargers	S	3	2	1	0.0	0.0	0	0	0	0	0	0	0	0	0	0	0	0	0	0	0	0	0	0	0	L	24-27
11/14	at Broncos	S	0	0	0	0.0	0.0	0	0	0	0	0	0	0	0	0	0	0	0	0	0	0	0	0	0	0	W	30-13
11/21	Saints	P	1	1	0	0.0	0.0	1	2	0	0	0	0	0	0	0	0	0	0	0	0	0	0	0	0	0	W	40-29
11/28	at Giants	S	2	1	1	0.0	0.0	0	0	0	0	0	0	0	0	0	0	0	0	0	0	0	0	0	0	0	L	7-13
12/05	at Jets	S	3	1	2	0.0	0.0	0	0	0	0	0	0	0	0	0	0	0	0	0	0	0	0	0	0	0	W	33-18
12/21	Football Team	S	1	1	0	0.0	0.0	0	0	0	0	0	0	0	0	0	0	0	0	0	0	0	0	0	0	0	W	27-17
12/26	Giants	S	1	1	0	0.0	0.0	0	0	0	0	0	0	0	0	0	0	0	0	0	0	0	0	0	0	0	W	34-10
01/02	at Football Team	P	3	1	2	1.0	13.0	1	13	1	0	0	0	0	0	0	0	0	0	0	0	0	0	0	0	0	W	20-16
01/08	Cowboys																										L	26-51
DID NOT PLAY																												
2021 TOTALS			16-12	43	21	22	1.0	13.0	4	16	2	0	0	0	0	0	0	0	0	0	0	0	0	0	0	0	0	9-8

2020 GAME-BY-GAME REGULAR-SEASON STATISTICS (EAGLES)

DATE	OPPONENT	P/S	TACKLES										INTERCEPTIONS					O. FUMB			ST			MISC		W/L	SCORE	
			TK	S	A	SK	YDS	TFL	YDS	QBH	NO	YDS	LG	TD	PD	FF	FR	TD	YDS	TK	S	A	FF	FR	S			A
09/13	at Football Team	P	1	0	1	0.5	0.0	0	0	1	0	0	0	0	0	0	0	0	0	0	0	0	0	0	0	0	L	17-27
09/20	Rams																										L	19-37
09/27	Bengals	P	1	1	0	0.0	0.0	0	0	0	0	0	0	0	0	0	0	0	0	0	0	0	0	0	0	0	T	23-23
10/04	at 49ers	P	1	1	0	1.0	7.0	1	7	5	0	0	0	0	0	0	0	0	0	0	0	0	0	0	0	0	W	25-20
10/11	at Steelers	P	1	1	0	0.0	0.0	0	0	0	0	0	0	0	0	0	0	0	1	1	0	0	0	0	0	0	L	29-38
10/18	Ravens	P	0	0	0	0.0	0.0	0	0	0	0	0	0	1	0	0	0	0	0	0	0	0	0	0	0	0	L	28-30
10/22	Giants	P	0	0	0	0.0	0.0	0	0	0	0	0	0	0	0	0	0	0	0	0	0	0	0	0	0	0	W	22-21
11/01	Cowboys																									W	23-9	
11/30	Seahawks	P	0	0	0	0.0	0.0	0	0	0	0	0	0	0	0	0	0	0	0	0	0	0	0	0	0	0	L	17-23
12/06	at Packers																									L	16-30	
12/13	Saints	P	0	0	0	0.0	0.0	0	0	0	0	0	0	0	0	0	0	0	0	0	0	0	0	0	0	0	W	24-21
12/20	at Cardinals	P	2	1	1	0.0	0.0	1	0	0	0	0	0	0	0	0	0	0	0	0	0	0	0	0	0	0	L	26-33
12/27	at Cowboys	P	4	1	3	0.0	0.0	0	0	0	0	0	0	0	0	0	0	0	0	0	0	0	0	0	0	0	L	17-37
01/03	Football Team	P	1	0	1	0.0	0.0	0	0	1	0	0	0	0	0	0	0	0	0	0	0	0	0	0	0	0	L	14-20
2020 TOTALS			11-0	11	5	6	1.5	7.0	2	7	7	0	0	0	0	1	0	0	0	1	1	0	0	0	0	0	4-9-1	



2019 GAME-BY-GAME REGULAR-SEASON STATISTICS (BROWNS/EAGLES)

DATE	OPPONENT	P/S	TACKLES							INTERCEPTIONS				O. FUMB			ST				MISC		W/L	SCORE			
			TK	S	A	SK	YDS	TFL	YDS	QBH	NO	YDS	LG	TD	PD	FF	FR	TD	YDS	TK	S	A			FF	FR	S
09/08	Titans																									L	13-43
09/16	at Jets																									W	23-3
09/22	Rams	P	1	1	0	0.0	0.0	0	0	0	0	0	0	0	0	0	0	0	0	0	0	0	0	0	0	L	13-20
09/29	at Ravens																								W	40-25	
10/07	at 49ers																								L	3-31	
10/13	Seahawks																								L	28-32	
10/27	at Patriots	P	0	0	0	0.0	0.0	0	0	0	0	0	0	0	0	0	0	0	0	0	0	0	0	0	L	13-27	
11/03	Bears	P	2	1	1	0.5	5.5	0	0	1															W	22-14	
11/17	Patriots	P	0	0	0	0.0	0.0	0	0	0	0	0	0	0	0	0	0	0	0	0	0	0	0	0	L	10-17	
11/24	Seahawks	P	0	0	0	0.0	0.0	0	0	0	0	0	0	0	0	0	0	0	0	0	0	0	0	0	L	9-17	
12/01	at Dolphins	P	0	0	0	0.0	0.0	0	0	0	0	0	0	0	0	0	0	0	0	0	0	0	0	0	L	31-37	
12/09	Giants	P	0	0	0	0.0	0.0	0	0	0	0	0	0	0	0	0	0	0	0	0	0	0	0	0	W	23-17*	
12/15	at Redskins	P	0	0	0	0.0	0.0	0	0	0	0	0	0	0	0	0	0	0	0	0	0	0	0	0	W	37-27	
12/22	Cowboys	P	0	0	0	0.0	0.0	0	0	0	0	0	0	0	0	0	0	0	0	0	0	0	0	0	W	17-9	
12/29	at Giants	P	0	0	0	0.0	0.0	0	0	0	0	0	0	0	0	0	0	2	1	1	0	0	0	0	W	34-17	
2019 TOTALS		10-0	3	2	1	0.5	5.5	0	0	1								3	1	2	0	0	0	0	7-8		

+ - Overtime

2018 GAME-BY-GAME REGULAR-SEASON STATISTICS (BROWNS)

DATE	OPPONENT	P/S	TACKLES							INTERCEPTIONS				O. FUMB			ST				MISC		W/L	SCORE		
			TK	S	A	SK	YDS	TFL	YDS	QBH	NO	YDS	LG	TD	PD	FF	FR	TD	YDS	TK	S	A			FF	FR
09/09	Steelers	P	4	3	1	1.0	0.0	0	0	2					1	0	0	0	0	0	0	0	0	0	T	21-21
09/16	at Saints	P	1	1	0	0.0	0.0	0	0	1					0	0	0	0	0	0	0	0	0	0	L	18-21
09/20	Jets	P	1	1	0	0.0	0.0	1	1	1				1	0	0	0	0	0	0	0	0	0	0	W	21-17
09/30	at Raiders	P	3	2	1	0.5	1.5	0	0	4					0	0	0	0	0	0	0	0	0	0	L	42-45+
10/07	Ravens	P	1	1	0	0.0	0.0	0	0	0				1	0	0	0	0	0	0	0	0	0	0	W	12-9+
10/14	Chargers	P	0	0	0	0.0	0.0	0	0	0					0	0	0	0	0	0	0	0	0	0	L	14-38
10/21	at Buccaneers	S	2	2	0	0.0	0.0	0	0	1					0	1	0	5	0	0	0	0	0	0	L	23-26+
10/28	at Steelers	S	1	1	0	0.0	0.0	0	0	0					0	0	0	0	0	0	0	0	0	0	L	18-33
11/04	Chiefs	S	3	3	0	1.0	2.0	1	2	1					0	0	0	0	0	0	0	0	0	0	L	21-37
11/11	Falcons	P	3	1	2	0.0	0.0	0	0	0					0	0	0	0	0	0	0	0	0	0	W	28-16
11/25	at Bengals	S	4	3	1	2.0	0.0	0	0	0					0	0	0	0	0	0	0	0	0	0	W	35-20
12/02	at Texans	P	3	1	2	1.0	13.0	1	13	1					0	0	0	0	0	0	0	0	0	0	L	13-29
12/09	Panthers	S	4	2	2	0.0	0.0	0	0	0				1	0	0	0	0	0	0	0	0	0	0	W	26-20
12/15	at Broncos	P	4	4	0	0.0	0.0	0	0	2					0	0	0	0	0	0	0	0	0	0	W	17-16
12/23	Bengals	P	4	3	1	1.0	10.0	2	13	1				1	0	0	0	0	0	0	0	0	0	0	W	26-18
12/30	at Ravens	P	1	1	0	0.0	0.0	0	0	0					0	0	0	0	0	0	0	0	0	0	L	24-26
2018 TOTALS		16-5	39	29	10	4.5	26.5	5	29	14				4	1	1	0	5	1	1	0	0	0	0	7-8-1	

+ - Overtime

2021 GAME-BY-GAME POSTSEASON STATISTICS (EAGLES)

DATE	OPPONENT	P/S	TACKLES							INTERCEPTIONS				O. FUMB			ST				MISC		W/L	SCORE		
			TK	S	A	SK	YDS	TFL	YDS	QBH	NO	YDS	LG	TD	PD	FF	FR	TD	YDS	TK	S	A			FF	FR
01/16	at Buccaneers	P	1	0	1	0.0	0.0	0	0	0					0	0	0	0	0	0	0	0	0	0	L	15-31
2021 TOTALS		1-0	1	0	1	0.0	0.0	0	0	0					0	0	0	0	0	0	0	0	0	0	0-1	

2019 GAME-BY-GAME POSTSEASON STATISTICS (EAGLES)

DATE	OPPONENT	P/S	TACKLES							INTERCEPTIONS				O. FUMB			ST				MISC		W/L	SCORE		
			TK	S	A	SK	YDS	TFL	YDS	QBH	NO	YDS	LG	TD	PD	FF	FR	TD	YDS	TK	S	A			FF	FR
01/05	Seahawks																								L	9-17
2019 TOTALS			0	0	0	0.0	0.0	0	0	0					0	0	0	0	0	0	0	0	0	0	0	0-1




## 21 CHRISTIAN BLAKE

WIDE RECEIVER

HEIGHT: 6-1  
WEIGHT: 181  
COLLEGE: Northern Illinois  
BORN: June 8, 1996

HOW ACQUIRED: FA '22  
NFL EXPERIENCE: 4th year



### PRO CAREER

- ✦ Has played in 41 career games (three starts) with 28 receptions for 257 yards and six special teams tackles (five solo) over three-year NFL career (Atlanta 2019-21)
- ✦ Set single-season career highs for receptions (13) and receiving yards (141) in 2020
- ✦ Spent the 2018 season on the Falcons practice squad; promoted to active roster in October of 2019
- ✦ Made NFL debut in Week 8 of 2019 (vs. Seattle)
- ✦ Made NFL starting debut in Week 13 of 2019 (vs. New Orleans)

#### 2021 (FALCONS)

- ✦ Played in 16 regular-season games and recorded four receptions for 25 yards (6.3 avg.) and four special teams tackles

#### 2020 (FALCONS)

- ✦ Played in 16 regular-season games and recorded 13 receptions for 141 yards (10.8 avg.) and two special teams tackles

#### 2019 (FALCONS)

- ✦ Played in nine regular-season games (three starts) and recorded 11 receptions for 91 yards (8.3 avg.)

### TRANSACTIONS

- ✦ Signed with Pittsburgh on Aug. 11, 2022
- ✦ Waived by Arizona on Aug. 2, 2022
- ✦ Signed with the Cardinals on May 16, 2022
- ✦ Signed a one-year contract with Atlanta on March 11, 2021
- ✦ Promoted to the Falcons active roster on Oct. 23, 2019
- ✦ Signed to the Atlanta practice squad on Sept. 1, 2019
- ✦ Waived by the Falcons on Aug. 31, 2019
- ✦ Signed a reserve/futures contract with Atlanta on Jan. 1, 2019
- ✦ Signed to the Falcons practice squad on Dec. 18, 2018
- ✦ Signed to the Atlanta practice squad on Sept. 10, 2018
- ✦ Waived by the Falcons on Sept. 1, 2018
- ✦ Signed as an undrafted free agent by Atlanta on Apr. 29, 2018

### COLLEGE

- ✦ Played in 47 career games at Northern Illinois and registered 83 catches for 972 yards and six TDs
- ✦ Finished third on the team in catches (41) and second in receiving TDs (four), both were career bests, as a senior in 2017
- ✦ Returned nine kickoffs for 174 yards (19.3 avg.) in 2017
- ✦ Majored in psychology

### PERSONAL

- ✦ Attended Cardinal Gibbons H.S. (Ft. Lauderdale, Fla.) where he posted 22 receptions for 326 yards and seven TDs as a senior
- ✦ Was a member of Cardinal Gibbons' track & field team
- ✦ Son of Anthony and Karen Blake

### CHRISTIAN BLAKE'S NFL REGULAR SEASON RUSHING/RECEIVING STATISTICS

DATE	TEAM	GP	GS	RECEIVING					RUSHING				
				NO.	YDS.	AVG.	LG	TD	NO.	YDS.	AVG.	LG	TD
2018	Falcons	0	0	0	0.0	0	0	0	0	0.0	0	0	
2019	Falcons	9	3	11	91	8.3	13	0	0	0.0	0	0	
2020	Falcons	16	1	13	141	10.8	25	0	0	0.0	0	0	
2021	Falcons	16	0	4	25	6.3	8	0	0	0.0	0	0	
<b>NFL TOTALS</b>		<b>41</b>	<b>4</b>	<b>28</b>	<b>257</b>	<b>9.2</b>	<b>25</b>	<b>0</b>	<b>0</b>	<b>0.0</b>	<b>0</b>	<b>0</b>	

### CHRISTIAN BLAKE'S NFL REGULAR SEASON RETURN STATISTICS

DATE	TEAM	KICKOFF RETURNS					PUNT RETURNS					
		RET.	YDS.	AVG.	LG	TD	NO.	FC	YDS.	AVG.	LG	TD
2018	Falcons	0	0	0.0	0	0	0	0	0	0.0	0	0
2019	Falcons	0	0	0.0	0	0	0	0	0	0.0	0	0
2020	Falcons	0	0	0.0	0	0	0	0	0	0.0	0	0
2021	Falcons	0	0	0.0	0	0	0	0	0	0.0	0	0
<b>NFL TOTALS</b>		<b>0</b>	<b>0</b>	<b>0.0</b>	<b>0</b>	<b>0</b>	<b>0</b>	<b>0</b>	<b>0</b>	<b>0.0</b>	<b>0</b>	<b>0</b>

## SINGLE-GAME HIGHS: RECEIVING

Receptions	6 vs. New Orleans Saints, Nov 28, 2019 3 vs. Denver Broncos, Nov 08, 2020 ...1 more at 3.	Longest Receptions	25 at New Orleans Saints, Nov 22, 2020 21 vs. Denver Broncos, Nov 08, 2020 ...1 more at 21.
Receiving Yards	57 vs. New Orleans Saints, Nov 28, 2019 47 at Green Bay Packers, Oct 05, 2020	All-Purpose Yards	57 vs. New Orleans Saints, Nov 28, 2019 47 at Green Bay Packers, Oct 05, 2020
Receiving Average	15.7 at Green Bay Packers, Oct 05, 2020 10.3 vs. Denver Broncos, Nov 08, 2020	Special Teams Tackles	2 at New Orleans Saints, Nov 07, 2021 1 vs. Washington Football Team, Oct 03, 2021 ...5 more at 1.

## 2021 GAME-BY-GAME REGULAR-SEASON STATISTICS (FALCONS)

DATE	OPPONENT	P/S	RECEIVING					RUSHING					W/L	SCORE
			NO.	YDS.	AVG.	LG	TD	NO.	YDS.	AVG.	LG	TD		
09/12	Eagles	P	0	0	0.0	0	0	0	0	0.0	0	0	L	6-32
09/19	at Buccaneers	P	1	8	8.0	8	0	0	0	0.0	0	0	L	25-48
09/26	at Giants	P	0	0	0.0	0	0	0	0	0.0	0	0	W	17-14
10/03	Football Team	P	0	0	0.0	0	0	0	0	0.0	0	0	L	30-34
10/10	Jets	P	2	12	6.0	6	0	0	0	0.0	0	0	W	27-20
10/24	at Dolphins	P	0	0	0.0	0	0	0	0	0.0	0	0	W	30-28
10/31	Panthers	P	0	0	0.0	0	0	0	0	0.0	0	0	L	13-19
11/07	at Saints	P	0	0	0.0	0	0	0	0	0.0	0	0	W	27-25
11/14	at Cowboys	P	0	0	0.0	0	0	0	0	0.0	0	0	L	3-43
11/18	Patriots												L	0-25
11/28	at Jaguars	P	0	0	0.0	0	0	0	0	0.0	0	0	W	21-14
12/05	Buccaneers	P	0	0	0.0	0	0	0	0	0.0	0	0	L	17-30
12/12	at Panthers	P	0	0	0.0	0	0	0	0	0.0	0	0	W	29-21
12/19	at 49ers	P	0	0	0.0	0	0	0	0	0.0	0	0	L	13-31
12/26	Lions	P	1	5	5.0	5	0	0	0	0.0	0	0	W	20-16
01/02	at Bills	P	0	0	0.0	0	0	0	0	0.0	0	0	L	15-29
01/09	Saints	P	0	0	0.0	0	0	0	0	0.0	0	0	L	20-30
2021 TOTALS	16-0		4	25	6.3	8	0	0	0	0.0	0	0	7-10	

## 2020 GAME-BY-GAME REGULAR-SEASON STATISTICS (FALCONS)

DATE	OPPONENT	P/S	RECEIVING					RUSHING					W/L	SCORE
			NO.	YDS.	AVG.	LG	TD	NO.	YDS.	AVG.	LG	TD		
09/13	Seahawks	P	0	0	0.0	0	0	0	0	0.0	0	0	L	25-38
09/20	at Cowboys	P	0	0	0.0	0	0	0	0	0.0	0	0	L	39-40
09/27	Bears	S	0	0	0.0	0	0	0	0	0.0	0	0	L	26-30
10/05	at Packers	P	3	47	15.7	21	0	0	0	0.0	0	0	L	16-30
10/11	Panthers	P	0	0	0.0	0	0	0	0	0.0	0	0	L	16-23
10/18	at Vikings	P	1	5	5.0	5	0	0	0	0.0	0	0	W	40-23
10/25	Lions	P	0	0	0.0	0	0	0	0	0.0	0	0	L	22-23
10/29	at Panthers	P	2	14	7.0	7	0	0	0	0.0	0	0	W	25-17
11/08	Broncos	P	3	31	10.3	21	0	0	0	0.0	0	0	W	34-27
11/22	at Saints	P	2	28	14.0	25	0	0	0	0.0	0	0	L	9-24
11/29	Raiders	P	1	17	17.0	17	0	0	0	0.0	0	0	W	43-6
12/06	Saints	P	0	0	0.0	0	0	0	0	0.0	0	0	L	16-21
12/13	at Chargers	P	0	0	0.0	0	0	0	0	0.0	0	0	L	17-20
12/20	at Buccaneers	P	1	-1	-1.0	-1	0	0	0	0.0	0	0	L	27-31
12/27	at Chiefs	P	0	0	0.0	0	0	0	0	0.0	0	0	L	14-17
01/03	at Buccaneers	P	0	0	0.0	0	0	0	0	0.0	0	0	L	27-44
2020 TOTALS	16-1		13	141	10.8	25	0	0	0	0.0	0	0	4-12	

## 2019 GAME-BY-GAME REGULAR-SEASON STATISTICS (FALCONS)


DATE	OPPONENT	P/S	RECEIVING					RUSHING					W/L	SCORE
			NO.	YDS.	AVG.	LG	TD	NO.	YDS.	AVG.	LG	TD		
09/08	at Vikings												L	12-28
09/15	Eagles												W	24-20
09/22	at Colts												L	24-27
09/29	Titans												L	10-24
10/06	at Texans												L	32-53
10/13	at Cardinals												L	33-34
10/20	Rams												L	10-37
10/27	Seahawks	P	0	0	0.0	0	0	0	0	0.0	0	0	L	20-27
11/10	at Saints	P	2	15	7.5	11	0	0	0	0.0	0	0	W	26-9
11/17	at Panthers	P	1	3	3.0	3	0	0	0	0.0	0	0	W	29-3
11/24	Buccaneers	P	2	16	8.0	9	0	0	0	0.0	0	0	L	22-35
11/28	Saints	S	6	57	9.5	13	0	0	0	0.0	0	0	L	18-26
12/08	Panthers	P	0	0	0.0	0	0	0	0	0.0	0	0	W	40-20
12/15	at 49ers	S	0	0	0.0	0	0	0	0	0.0	0	0	W	29-22
12/22	Jaguars	P	0	0	0.0	0	0	0	0	0.0	0	0	W	24-12
12/29	at Buccaneers	S	0	0	0.0	0	0	0	0	0.0	0	0	W	28-22+
2019 TOTALS	9-3		11	91	8.3	13	0	0	0	0.0	0	0	7-9	


+ - Overtime

## 2018 GAME-BY-GAME REGULAR-SEASON STATISTICS (FALCONS)

DATE	OPPONENT	P/S	RECEIVING					RUSHING					W/L	SCORE
			NO.	YDS.	AVG.	LG	TD	NO.	YDS.	AVG.	LG	TD		
09/16	Panthers												W	31-24
09/23	Saints												L	37-43+
12/23	at Panthers												W	24-10
12/30	at Buccaneers												W	34-32
<b>2018 TOTALS</b>		<b>0-0</b>	<b>0</b>	<b>0</b>	<b>0.0</b>	<b>0</b>	<b>0</b>	<b>0</b>	<b>0</b>	<b>0.0</b>	<b>0</b>	<b>0</b>	<b>3-1</b>	

+ - Overtime





**CHRIS BOSWELL**

KICKER

<b>HEIGHT:</b> 6-2	<b>BIRTHPLACE:</b> Fort Worth, TX
<b>WEIGHT:</b> 185	<b>HOW ACQUIRED:</b> FA '15
<b>COLLEGE:</b> Rice	<b>NFL EXPERIENCE:</b> 8th year
<b>BORN:</b> March 16, 1991	

## PRO CAREER

- ✦ Earned a Pro Bowl selection in 2017
- ✦ Has played in 104 games over his seven-year NFL career (all with the Steelers)
- ✦ Totaled 777 career points on 182 field goals and 231 extra-points made
- ✦ Twice Named AFC Special Teams Player of the Month (December 2015, January 2015)
- ✦ Twice Named AFC Special Teams Player of the Week (Week 6, 2015 and Week 13, 2017)
- ✦ Made NFL debut in Week 5 of 2015 (at San Diego)

### CAREER HIGHLIGHTS (REGULAR SEASON)

- ✦ Ranks third in franchise history with 777 career points (Jeff Reed, 919)
- ✦ Ranks third in franchise history with 182 career field goals made (Jeff Reed, 204)
- ✦ Owns the franchise record in career field goal percentage (182-206, .88.3)
- ✦ Owns the franchise record in single-season field goal percentage (2020, 19-20, .950)
- ✦ Owns the franchise record with 25 consecutive field goals made (2019-20, 25)
- ✦ Ranks fourth in franchise history with 231 career extra-points made (Roy Gerela, 293)
- ✦ Has recorded 17 field goals of 50-yards or more in his NFL career
- ✦ His 88.3 field goal percentage ranks second among all NFL kickers with at least 160 field goal attempts since 2015
- ✦ Sixth player in team history with at least 100 field goals made
- ✦ Made at least 20 field goals in six of his seven seasons in the NFL
- ✦ Has converted three or more field goals in a game 28 times
- ✦ Has converted four or more field goals in a game 10 times
- ✦ Has recorded six game-winning field goals in his regular-season career (field goals within one minute of regulation or overtime)
- ✦ Owns the longest FG made in Acrisure Stadium with a 56-yarder vs Las Vegas in Week 2 of 2021
- ✦ Has completed two seasons (2016: 36-36 / 2019: 28-28) without missing an extra point
- ✦ Set a single-season franchise record for field goals made in 2021 (36)
- ✦ Set a single-season franchise record for points in 2017 (142)
- ✦ One of four players to convert all field goal attempts of 50+ yards in 2017
- ✦ First player to kick three field goals to win three consecutive games (2017), with the clock reading 0:00 at the end of the play since 2004 (Ryan Longwell)
- ✦ Tied franchise regular-season single game record for most field goals made (6, Week 16 of 2016 at Cincinnati)
- ✦ Set franchise regular-season record in 2015 for most field goals made by a rookie/first-year player with 29
- ✦ Set franchise regular-season record in 2015 for most points (113) by a rookie/first-year player
- ✦ His 90.6 single-season field goal percentage in 2015 ranked first among rookie/first-year players in franchise history (min. 10 attempts)

### CAREER HIGHLIGHTS (POSTSEASON)

- ✦ Has played in eight postseason games over his seven-year NFL career (all with the Steelers)
- ✦ Totaled 63 career points on 16 field goals and 15 extra-points made
- ✦ Registered a touchback on 20 of his 45 career postseason kickoffs (44.4%)
- ✦ Has covered 16 of 16 postseason field goal attempts in his career (100.0%)
- ✦ Has made 16 postseason field goals, which ranks tied for first in franchise history (Jeff Reed, 16)
- ✦ Became the first player in NFL postseason history to convert each of his first 15 field goal attempts during the 2016 postseason
- ✦ Extended his NFL playoff record for consecutive field goals made to begin a postseason career to 16 with a 49-yard field goal vs. Cleveland in the Wild Card round of 2020 playoffs
- ✦ Scored 63 career postseason points, which ranks sixth in franchise history
- ✦ Set the NFL and Steelers' record for most field goals made in a single postseason game (6, AFC Divisional Playoff 1/15 at Kansas City) during the 2016 postseason
- ✦ Set the team record for most field goals made (eight) in a single postseason in team history during the 2016 postseason

### 2021 (STEELERS)

- ✦ Converted 36 of 40 field goals and 27 of 29 extra points
- ✦ Converted three or more field goals in a single game eight times
- ✦ Broke his own record for the longest field goal made at Acrisure Stadium, converting a 56-yarder in the Steelers home open vs Las Vegas in Week 2
- ✦ Broke his own single-season franchise record for field goals made with 36
- ✦ First player in NFL history to make two 50+ yard field goals, make a game-winning field goal and recover an opponent's fumble all in the same game (Week 9 vs. Chicago)
- ✦ Notched his 100th career game in Week 14 (at Minnesota)

### 2020 (STEELERS)

- ✦ Saw action in all 16 games during the regular season and the AFC Divisional Playoff game vs. Cleveland
- ✦ Converted 19 of 20 field goals for a career-high 95.0 field goal percentage – the highest single season field goal percentage in franchise history
- ✦ Made a franchise record 25 consecutive field goals, which was the longest active streak in the NFL when it ended in Week 11 of 2020 at Jacksonville

### 2019 (STEELERS)

- ✦ Saw action in 16 games
- ✦ Converted 29 of 31 field goals for a career-high 93.5 field goal percentage – the second-highest single season field goal percentage in franchise history
- ✦ Sixth player in team history with at least 100 field goals made



**2018 (STEELERS)**

- ♦ Saw action in 15 games
- ♦ Converted 13 of 20 field goals and added a career-high 43 extra points, which marked the eighth-most in a season in team history
- ♦ Converted seven extra points – tied for the second-most in a single game in team history.

**2017 (STEELERS)**

- ♦ Saw action in all 16 games during the regular season and the AFC Divisional Playoff game vs. Jacksonville
- ♦ Set single-season franchise records for field goals made (35) and points (142)
- ♦ Finished tied for fourth in the NFL in points and tied for fifth in field goals made
- ♦ Converted all field goal attempts of 50+ yards
- ♦ Recorded four game-winning field goals (field goals within one minute of regulation or overtime)
- ♦ Kicked three field goals to win games with the clock reading 0:00 at the end of the play, tying the most in single-season history since the merger in 1970
- ♦ Broke a tie with Mike Clark (1964-67: 57) for the sole possession of the eighth-most field goals made in franchise history on his 29-yard field goal in the first quarter vs. Jacksonville in Week 5
- ♦ Surpassed Lou Michaels (62) for the seventh-most field goals made in franchise history vs. Cincinnati in Week 7
- ♦ Converted five field goal attempts, (22-, 24-, 41-, 49- and 25-yards), tying as the fourth-most in a single-game in franchise history and the second-most in his NFL career (6, Dec. 18, 2016 at Cincinnati) vs. Cincinnati in Week 7
- ♦ Named AFC Special Teams Player of the Week in Week 13 at Cincinnati when he converted each of his three field goal attempts, 30-, 37- and 38-yards
- ♦ His 38-yard game-winning field goal was the fourth game-winning kick in his regular-season career (within one minute of regulation or overtime)

**2016 (STEELERS)**

- ♦ Played in 15 games during the regular season (inactive due to an abdominal injury 12/4 vs. N.Y. Giants) and in all three postseason contests
- ♦ Connected on a single-season career-high 11 made field goals from 40-49 yards during the regular season
- ♦ Perfect 36-of-36 on PATs during the regular season
- ♦ Totaled a single-season career-high 49 touchbacks in the regular season
- ♦ Connected on eight-of-eight on FGs during the postseason, setting a franchise record for most field goals made in a single postseason in franchise history
- ♦ Set the franchise record for most field goals made from 40 yards or longer in a single game (five) in Week 15 at Cincinnati
- ♦ His five made field goals from 40 yards or longer are tied for the most in a single game in NFL history (Mason Crosby, 11/22/15) since 1960
- ♦ Set the NFL and Steelers' record for most field goals made in a single postseason game (six) at Kansas City in the AFC Divisional Playoff
- ♦ First Steeler to record multiple games with at least four made field goals during the postseason

**2015 (STEELERS)**

- ♦ Saw action in 12 games during the regular season and in both postseason contests after being signed on October 3
- ♦ His 29 made field goals during the regular season are tied for the sixth-most field goals made in a single regular season in team history
- ♦ His 90.6% field goal accuracy is tied for sixth on the team's all-time single regular season field goal percentage list
- ♦ Seventh kicker in team history to record 110 points in a single season
- ♦ Second player in team history (Gary Anderson, 1989) to record multiple games with at least three made field goals in a single postseason
- ♦ Made all four of his field goal attempts (47, 48, 51 and 28) vs. Arizona in Week 6 and was named AFC Special Teams Player of the Week
- ♦ Connected on a game-winning 18-yarder – first of his career – with two seconds remaining in the game vs. Oakland in Week 9
- ♦ Totaled at least 10 points in six straight games, tying a franchise record held by Gary Anderson (1985)
- ♦ Kicked a game-winning 35-yarder with 14 seconds remaining in the AFC Wild Card Game at Cincinnati and set the record for the most field goals made by a rookie/first-year player in a playoff game
- ♦ Ninth rookie/first-year kicker in NFL history to reach 20 points in a single postseason
- ♦ His seven field goals made in a single postseason were the second-most in NFL history by a rookie/first-year player

**2014 (TEXANS)**

- ♦ Spent one week (Week 3) on the Texans' practice squad

**TRANSACTIONS**

- ♦ Signed with the Steelers on October 3, 2015
- ♦ Released by the N.Y. Giants on September 5, 2015
- ♦ Signed by the Giants on September 2, 2015
- ♦ Released by the Giants on August 16, 2015
- ♦ Signed by the Giants on January 7, 2015
- ♦ Released from the Houston Texans' practice squad on September 30, 2014
- ♦ Added to the Texans' practice squad on September 24, 2014
- ♦ Released by the Texans on August 30, 2014
- ♦ Originally signed with the Texans as an undrafted rookie agent on May 16, 2014

**COLLEGE**

- ♦ Saw action in 51 games for Rice (2010-13), both as a kicker and punter
- ♦ Finished his career 65-of-88 on field goals and 164-172 on PATs for a total of 359 points
- ♦ His 65 field goals and 164 PATs were both school records when his career ended
- ♦ His 65 career field goals were also the third-most in Conference USA history when his career ended
- ♦ Added 16 punts for 647 yards (40.4 avg.)
- ♦ Selected to play in the Senior Bowl following the 2013 season
- ♦ Named Conference USA Special Teams Player of the Week three times
- ♦ Set then school single-season records for field goals (23) and points (114) in 2012
- ♦ Named First-Team All-Conference USA by Rivals.com, second team by Phil Steele and was an honorable mention selection by Conference USA coaches in 2011
- ♦ Earned All-Freshman honors from league coaches in 2010
- ♦ Majored in kinesiology

## PERSONAL

- ✦ Attended Fossil Ridge High School (Forth Worth, Texas)
- ✦ Four-time, All-District 5-5A selection
- ✦ Converted on 39-of-43 field goals in his career and was perfect on 172 career PAT attempts
- ✦ Named AP All-State first team and to the Texas Sportswriters Association Class 5A All-State second team as a senior
- ✦ Selected to play in the 2009 US Army All-American Bowl in San Antonio
- ✦ Also played baseball and soccer
- ✦ Son of Rick and Dawn Boswell
- ✦ Full name: Christopher Lynn Boswell

## CHRIS BOSWELL'S NFL REGULAR SEASON KICKING STATISTICS

DATE	TEAM	GP	FGM	FGA	PCT.	LG	XP	XPA	PCT.	BLK	PTS
2015	Steelers	12	29	32	90.6	51	26	27	96.3	0	113
2016	Steelers	15	21	25	84.0	49	36	36	100.0	1	99
2017	Steelers	16	35	38	92.1	53	37	39	94.9	1	142
2018	Steelers	15	13	20	65.0	50	43	48	89.6	1	82
2019	Steelers	16	29	31	93.5	51	28	28	100.0	0	115
2020	Steelers	13	19	20	95.0	59	34	38	89.5	0	91
2021	Steelers	17	36	40	90.0	56	27	29	93.1	0	135
<b>NFL TOTALS</b>		<b>104</b>	<b>182</b>	<b>206</b>	<b>88.3</b>	<b>59</b>	<b>231</b>	<b>245</b>	<b>94.3</b>	<b>3</b>	<b>777</b>

## CHRIS BOSWELL'S NFL POSTSEASON KICKING STATISTICS

DATE	TEAM	GP	FGM	FGA	PCT.	LG	XP	XPA	PCT.	BLK	PTS
2015	Steelers	2	7	7	100.0	47	1	1	100.0	0	22
2016	Steelers	3	8	8	100.0	45	3	5	60.0	0	27
2017	Steelers	1	0	0	0.0	0	6	6	100.0	0	6
2020	Steelers	1	1	1	100.0	49	2	2	100.0	0	5
2021	Steelers	1	0	0	0.0	0	3	3	100.0	0	3
<b>NFL TOTALS</b>		<b>8</b>	<b>16</b>	<b>16</b>	<b>100.0</b>	<b>49</b>	<b>15</b>	<b>17</b>	<b>88.2</b>	<b>0</b>	<b>63</b>

## CHRIS BOSWELL'S NFL REGULAR SEASON FIELD-GOAL ACCURACY STATISTICS

DATE	TEAM	1-19	PCT.	20-29	PCT.	30-39	PCT.	40-49	PCT.	50+	PCT.
2015	Steelers	1-1	100.0	9-9	100.0	8-8	100.0	9-12	75.0	2-2	100.0
2016	Steelers	0-0	0.0	2-2	100.0	8-9	88.9	11-12	91.7	0-2	0.0
2017	Steelers	0-0	0.0	10-10	100.0	12-14	85.7	9-10	90.0	4-4	100.0
2018	Steelers	0-0	0.0	3-3	100.0	4-6	66.7	5-10	50.0	1-1	100.0
2019	Steelers	1-1	100.0	11-11	100.0	7-7	100.0	9-10	90.0	1-2	50.0
2020	Steelers	0-0	0.0	5-5	100.0	6-6	100.0	7-8	87.5	1-1	100.0
2021	Steelers	0-0	0.0	9-9	100.0	8-9	88.9	11-13	84.6	8-9	88.9
<b>NFL TOTALS</b>		<b>2-2</b>	<b>100.0</b>	<b>49-49</b>	<b>100.0</b>	<b>53-59</b>	<b>89.8</b>	<b>61-75</b>	<b>81.3</b>	<b>17-21</b>	<b>81.0</b>

## CHRIS BOSWELL'S NFL POSTSEASON FIELD-GOAL ACCURACY STATISTICS

DATE	TEAM	1-19	PCT.	20-29	PCT.	30-39	PCT.	40-49	PCT.	50+	PCT.
2015	Steelers	0-0	0.0	1-1	100.0	4-4	100.0	2-2	100.0	0-0	0.0
2016	Steelers	0-0	0.0	2-2	100.0	3-3	100.0	3-3	100.0	0-0	0.0
2017	Steelers	0-0	0.0	0-0	0.0	0-0	0.0	0-0	0.0	0-0	0.0
2020	Steelers	0-0	0.0	0-0	0.0	0-0	0.0	1-1	100.0	0-0	0.0
2021	Steelers	0-0	0.0	0-0	0.0	0-0	0.0	0-0	0.0	0-0	0.0
<b>NFL TOTALS</b>		<b>0-0</b>	<b>0.0</b>	<b>3-3</b>	<b>100.0</b>	<b>7-7</b>	<b>100.0</b>	<b>6-6</b>	<b>100.0</b>	<b>0-0</b>	<b>0.0</b>

## SINGLE-GAME HIGHS: KICKER

Field Goals Made	6 at Cincinnati Bengals, Dec 18, 2016 5 vs. Cincinnati Bengals, Oct 22, 2017	Points	18 at Cincinnati Bengals, Dec 18, 2016 17 vs. Cincinnati Bengals, Oct 22, 2017
Field Goal Attempts	6 at Cincinnati Bengals, Dec 18, 2016 5 vs. Tennessee Titans, Dec 19, 2021 ...2 more at 5.	Special Teams Tackles	1 vs. Baltimore Ravens, Oct 06, 2019 1 vs. Cleveland Browns, Oct 28, 2018 ...5 more at 1.
Longest Field Goals Made	59 at Dallas Cowboys, Nov 08, 2020 56 vs. Las Vegas Raiders, Sep 19, 2021	Kickoff Average	68.0 vs. Kansas City Chiefs, Oct 02, 2016 67.4 vs. Minnesota Vikings, Sep 17, 2017 ...1 more at 67.4.
Longest Field Goals Attempt	56 vs. Tennessee Titans, Dec 19, 2021	Extra Point Attempt Percentage	100.0 vs. Cleveland Browns, Oct 18, 2020 100.0 vs. Philadelphia Eagles, Oct 11, 2020 ...3 more at 100.0.
PATs Made	7 vs. Carolina Panthers, Nov 08, 2018 5 vs. Cleveland Browns, Oct 18, 2020 ...4 more at 5.	Field Goal Percentage	100.0 vs. Cleveland Browns, Jan 03, 2022 100.0 vs. Indianapolis Colts, Nov 03, 2019 ...7 more at 100.0.
PAT Attempts	7 vs. Carolina Panthers, Nov 08, 2018 6 vs. Atlanta Falcons, Oct 07, 2018		

## SINGLE-GAME HIGHS - POSTSEASON: KICKER

Field Goals Made	6 at Kansas City Chiefs, Jan 15, 2017 4 at Cincinnati Bengals, Jan 09, 2016 3 at Denver Broncos, Jan 17, 2016 1 vs. Cleveland Browns, Jan 10, 2021 1 at New England Patriots, Jan 22, 2017 ...1 more at 1.	Points	18 at Kansas City Chiefs, Jan 15, 2017 12 at Cincinnati Bengals, Jan 09, 2016 10 at Denver Broncos, Jan 17, 2016 6 vs. Jacksonville Jaguars, Jan 14, 2018 6 vs. Miami Dolphins, Jan 08, 2017
Field Goal Attempts	6 at Kansas City Chiefs, Jan 15, 2017 4 at Cincinnati Bengals, Jan 09, 2016 3 at Denver Broncos, Jan 17, 2016 1 vs. Cleveland Browns, Jan 10, 2021 1 at New England Patriots, Jan 22, 2017 ...1 more at 1.	Kickoff Average	66.3 at Cincinnati Bengals, Jan 09, 2016 62.0 at Kansas City Chiefs, Jan 15, 2017 60.2 vs. Miami Dolphins, Jan 08, 2017 57.2 at Denver Broncos, Jan 17, 2016 54.2 vs. Cleveland Browns, Jan 10, 2021
Longest Field Goals Made	49 vs. Cleveland Browns, Jan 10, 2021 47 at Denver Broncos, Jan 17, 2016 45 at Kansas City Chiefs, Jan 15, 2017 39 at Cincinnati Bengals, Jan 09, 2016 34 vs. Miami Dolphins, Jan 08, 2017	Extra Point Attempt Percentage	100.0 vs. Jacksonville Jaguars, Jan 14, 2018
PATs Made	6 vs. Jacksonville Jaguars, Jan 14, 2018 3 at Kansas City Chiefs, Jan 16, 2022 3 vs. Miami Dolphins, Jan 08, 2017 2 vs. Cleveland Browns, Jan 10, 2021 1 at Denver Broncos, Jan 17, 2016	Field Goal Percentage	100.0 at Kansas City Chiefs, Jan 15, 2017 100.0 at Cincinnati Bengals, Jan 09, 2016
PAT Attempts	6 vs. Jacksonville Jaguars, Jan 14, 2018 4 vs. Miami Dolphins, Jan 08, 2017 3 at Kansas City Chiefs, Jan 16, 2022 2 vs. Cleveland Browns, Jan 10, 2021 1 at New England Patriots, Jan 22, 2017 ...1 more at 1.		

## 2021 GAME-BY-GAME REGULAR-SEASON STATISTICS (STEELERS)

DATE	OPPONENT	P	FIELD GOALS				EXTRA POINTS				PTS	W/L/T	SCORE	
			FGM	FGA	PCT	LG	XP	XPA	PCT	BLK				
09/12	at Bills	P	3	3	100.0	45	2	2	100.0	0	11	W	23-16	
09/19	Raiders	P	1	1	100.0	56	2	2	100.0	0	5	L	17-26	
09/26	Bengals	P	1	2	50.0	26	1	1	100.0	0	4	L	10-24	
10/03	at Packers	P	1	1	100.0	52	2	2	100.0	0	5	L	17-27	
10/10	Broncos	P	2	2	100.0	48	3	3	100.0	0	9	W	27-19	
10/17	Seahawks	P	3	3	100.0	52	2	2	100.0	0	11	W	23-20	
10/31	at Browns	P	1	1	100.0	31	0	0	0.0	0	3	W	15-10	
11/08	Bears	P	3	3	100.0	54	2	3	66.7	0	11	W	29-27	
11/14	Lions	P	3	3	100.0	51	1	1	100.0	0	10	T	16-16	
11/21	at Chargers	P	3	3	100.0	45	4	4	100.0	0	13	L	37-41	
11/28	at Bengals	P	1	1	100.0	40	1	1	100.0	0	4	L	10-41	
12/05	Ravens	P	2	2	100.0	53	0	1	0.0	0	6	W	20-19	
12/09	at Vikings	P	0	1	0.0	0	2	2	100.0	0	2	L	28-36	
12/19	Titans	P	4	5	80.0	48	1	1	100.0	0	13	W	19-13	
12/26	at Chiefs	P	1	2	50.0	34	1	1	100.0	0	4	L	10-36	
01/03	Browns	P	4	4	100.0	50	2	2	100.0	0	14	W	26-14	
01/09	at Ravens	P	3	3	100.0	40	1	1	100.0	0	10	W	16-13+	
<b>2021 TOTALS</b>			<b>17</b>	<b>36</b>	<b>40</b>	<b>90.0</b>	<b>56</b>	<b>27</b>	<b>29</b>	<b>93.1</b>	<b>0</b>	<b>135</b>	<b>9-7-1</b>	

+ Overtime

## 2021 GAME-BY-GAME POSTSEASON STATISTICS (STEELERS)

DATE	OPPONENT	P	FIELD GOALS				EXTRA POINTS				PTS	W/L	SCORE
			FGM	FGA	PCT	LG	XP	XPA	PCT	BLK			
01/16	at Chiefs	P	0	0	0.0	0	3	3	100.0	0	3	L	21-42
<b>2021 TOTALS</b>			<b>1</b>	<b>0</b>	<b>0.0</b>	<b>0</b>	<b>3</b>	<b>3</b>	<b>100.0</b>	<b>0</b>	<b>3</b>	<b>0-1</b>	

## 2020 GAME-BY-GAME POSTSEASON STATISTICS (STEELERS)

DATE	OPPONENT	P	FIELD GOALS				EXTRA POINTS				PTS	W/L	SCORE
			FGM	FGA	PCT	LG	XP	XPA	PCT	BLK			
01/10	Browns	P	1	1	100.0	49	2	2	100.0	0	5	L	37-48
<b>2020 TOTALS</b>			<b>1</b>	<b>1</b>	<b>100.0</b>	<b>49</b>	<b>2</b>	<b>2</b>	<b>100.0</b>	<b>0</b>	<b>5</b>	<b>0-1</b>	

## 2017 GAME-BY-GAME POSTSEASON STATISTICS (STEELERS)


DATE	OPPONENT	P	FIELD GOALS				EXTRA POINTS				PTS	W/L	SCORE
			FGM	FGA	PCT	LG	XP	XPA	PCT	BLK			
01/14	Jaguars	P	0	0	0.0	0	6	6	100.0	0	6	L	42-45
<b>2017 TOTALS</b>			<b>1</b>	<b>0</b>	<b>0.0</b>	<b>0</b>	<b>6</b>	<b>6</b>	<b>100.0</b>	<b>0</b>	<b>6</b>	<b>0-1</b>	

## 2016 GAME-BY-GAME POSTSEASON STATISTICS (STEELERS)

DATE	OPPONENT	P	FIELD GOALS				EXTRA POINTS				PTS	W/L	SCORE	
			FGM	FGA	PCT	LG	XP	XPA	PCT	BLK				
01/08	Dolphins	P	1	1	100.0	34	3	4	75.0	0	6	W	30-12	
01/15	at Chiefs	P	6	6	100.0	45	0	0	0.0	0	18	W	18-16	
01/22	at Patriots	P	1	1	100.0	23	0	1	0.0	0	3	L	17-36	
<b>2016 TOTALS</b>			<b>3</b>	<b>8</b>	<b>8</b>	<b>100.0</b>	<b>45</b>	<b>3</b>	<b>5</b>	<b>60.0</b>	<b>0</b>	<b>27</b>	<b>2-1</b>	

## 2015 GAME-BY-GAME POSTSEASON STATISTICS (STEELERS)

DATE	OPPONENT		FIELD GOALS				EXTRA POINTS				PTS	W/L	SCORE
			FGM	FGA	PCT	LG	XP	XPA	PCT	BLK			
01/09	at Bengals	P	4	4	100.0	39	0	0	0.0	0	12	W	18-16
01/17	at Broncos	P	3	3	100.0	47	1	1	100.0	0	10	L	16-23
2015 TOTALS		2	7	7	100.0	47	1	1	100.0	0	22	1-1	



**13 MILES BOYKIN**  
WIDE RECEIVER

**HEIGHT:** 6-4  
**WEIGHT:** 220  
**COLLEGE:** Notre Dame  
**BORN:** October 12, 1996

**BIRTHPLACE:** New Lenox, IL  
**HOW ACQUIRED:** W '22 (BAL)  
**NFL EXPERIENCE:** 4th year

### PRO CAREER

- ✦ Played in 40 career games (24 starts) with Baltimore (2019-21)
- ✦ Has caught 33 passes for 470 yards and seven TDs
- ✦ In his NFL debut, posted a five-yard TD on his first-career-reception in the 59-10, season-opening victory at Mia. (9/8/19)
- ✦ Helped the Ravens set single-game franchise records in yards (643) and points (59)
- ✦ Made NFL debut in Week 1 of 2019 (at Miami)
- ✦ Made NFL starting debut in Week 1 of 2019 (at Miami)

#### 2021 (RAVENS)

- ✦ Played primarily on special teams in eight games played
- ✦ Recorded a career-high 144 snaps on special teams, while adding a six-yard reception on offense
- ✦ Helped special teams unit rank No. 1 in Football Outsiders' DVOA rating

#### 2020 (RAVENS)

- ✦ Played in all 16 regular-season games (13 starts), registering a career-high 19 receptions for 266 receiving yards and four TDs for the NFL's seventh-best scoring offense (29.3 ppg) and fourth-best third-down offense (48.8%)
- ✦ Contributed as an integral blocker in the Ravens' top-ranked rushing attack (191.9 ypg), which produced the third-most yards (3,071) ever in a 16-game NFL season
- ✦ Made his first-career postseason start in the 2013 Wild Card Playoff win at Tennessee (1/10/21)
- ✦ Helped block for an offense that totaled a postseason franchise-record 236 rushing yards and a 6.7 yards-per-carry mark
- ✦ Made a 43-yard TD reception for his career-high fourth scoring grab of the season in the 38-3 win at Cincinnati (1/3/21)
- ✦ Helped the Ravens convert on 11-of-17 (65%) third downs and register their fifth-consecutive victory to earn the franchise's third-straight playoff berth
- ✦ Made a leaping four-yard TD catch to put the Ravens up by nine in the 40-14 win vs. Jacksonville (12/20) – marked his third TD of the season, matching his career high set as a rookie in 2019
- ✦ Secured a career-long 38-yard TD reception on Baltimore's first play following an ILB Patrick Queen interception vs. Dallas (12/8) – marked the fifth receiving TD of his career and his second score this season
- ✦ Capped off a nine-play 75-yard drive with a six-yard TD reception in the back corner of the end zone to give Baltimore its first points vs. Pittsburgh (11/1)
- ✦ Caught two passes for 20 yards and one TD against the Steelers; also helped block for a Baltimore rushing attack that produced 265 rushing yards
- ✦ Caught a 15-yard throw from P Sam Koch on a fake punt in the 31-17 win at Washington (10/4); the fourth-down conversion eventually led to a Ravens TD
- ✦ Collected a career-high four catches for 38 yards in the 33-16 win at Houston (9/20); also made key blocks in the run game, helping the rushing attack produce 230 yards

#### 2019 (RAVENS)

- ✦ Finished with 13 catches for 198 yards and three TDs, helping the Ravens produce the NFL's No. 1 scoring offense (33.2 ppg)
- ✦ Helped the Ravens set new single-season franchise records for total TDs (64), points (531), rushing yards (3,296) and total net yards (6,521)
- ✦ Caught a five-yard TD pass from QB Lamar Jackson, marking his third TD of the season, in the 42-21 win vs. N.Y. Jets (12/12)
- ✦ Caught two passes and led the Ravens in receiving yards (54) as part of the team's 480 yards of offense in the 45-6 win at L.A. Rams (11/25)
- ✦ Hauled in two receptions, including a 50-yarder that set up a K Justin Tucker FG, for a career-high 55 yards in the 30-16 win at Seattle (10/20)
- ✦ Posted a career-high three receptions for 32 yards, including a nine-yard TD, vs. Cleveland (9/29)
- ✦ In his NFL debut, posted a five-yard TD on his first-career-reception in the 59-10 win at Miami (9/8); Ravens set single-game franchise records in yards (643) and points (59)

### TRANSACTIONS

- ✦ Claimed off waivers by Pittsburgh on Apr. 19, 2022
- ✦ Waived by Baltimore on Apr. 18, 2022
- ✦ Signed a four-year contract with the Ravens on July 17, 2019
- ✦ Drafted by Baltimore in the third round (93rd overall) of the 2019 NFL Draft

### COLLEGE

- ✦ Played in 37 games in three years at Notre Dame (2015-18)
- ✦ Registered 77 receptions for 1,206 yards (15.7 avg.) and 11 TDs
- ✦ Named Notre Dame Offensive Player of the Year after leading the team with 872 receiving yards and eight TDs on 59 catches as a senior in 2018
- ✦ Recorded at least one TD catch in six-straight games in 2018, the longest streak by an Irish WR since Will Fuller in 2014
- ✦ Named the 2018 Citrus Bowl MVP after snagging a game-winning 55-yard TD catch with one hand to help Notre Dame secure a 21-17, come-from-behind victory vs. LSU; secured first victory in a New Year's Day bowl since the 1994 Cotton Bowl against Texas A&M



## PERSONAL

- ◆ Prepped at Providence Catholic (New Lenox, IL), where he caught 65 passes for 1,035 yards (15.9 avg.) and 19 TDs as a senior, en route to the Illinois Class 7A state title
- ◆ Caught 51 passes as junior in 2013 for 730 yards and 13 TDs
- ◆ Named Illinois Player of the Year by Champaign News-Gazette and awarded first-team honors on Chicago Tribune and Champaign News-Gazette All-State teams and Chicago Sun-Times All-Area team (2014)
- ◆ Also played basketball, leading the Celtics to a Catholic League Championship and a regional title as a senior
- ◆ Graduated from the Mendoza College of Business with a degree in marketing
- ◆ Wore No. 81 in college in honor of Calvin Johnson, one of his favorite receivers, and his brother and teammate, George, who gave him the number in high school after an injury halted his football career

## COMMUNITY SERVICE

- ◆ Participated in Crucial Catch PSA to encourage fans to get early detection cancer screenings (2020)
- ◆ Joined teammates to converse and play games (virtually) during the Ravens' A Purple Evening, the team's annual event dedicated to female fans (2020)
- ◆ Hosted virtual meet & greets with fans to raise money for the United Way's COVID-19 Relief Fund (2020)
- ◆ Attended the Ravens' annual Holiday Helpers event at Target to shop for gifts with Baltimore youth in need (2019)
- ◆ Supported teammates Willie Snead IV and former teammate Seth Roberts at their Turkey Giveaway at Zion Baptist Church for Baltimore City residents during Thanksgiving (2019)
- ◆ Supported children of service members at Fort Meade by participating in the Ravens' Salute to Service Military Kids Clinic (2019)
- ◆ Alongside teammates, participated in the St. John Baptist 5K Run, Walk and Roll/Walk for Bobbi Engram Foundation, hosted by tight ends coach Bobby Engram (2019)
- ◆ Signed autographs and played games at the Ravens' A Purple Evening, the team's annual event dedicated to female fans (2019)
- ◆ Participated as a celebrity bowler in Anthony Levine Sr.'s Celebrity Bowling Night to benefit his 4every1 Foundation (2019)
- ◆ Participated in the organization-wide day of service, Caw to Action – a celebration of the NFL's Huddle for 100 initiative (2019)
- ◆ Participated in Anthony Levine Sr.'s 10th Annual Home Run Derby & Softball Game with Ravens teammates (2019)
- ◆ Participated in the Ravens' Signature Project with M&T Bank to renovate the facility and visit with children at the Webster Kendrick Boys & Girls Club in Baltimore (2019)

## MILES BOYKIN'S NFL REGULAR SEASON RUSHING/RECEIVING STATISTICS

DATE	TEAM	GP	GS	RECEIVING				RUSHING					
				NO.	YDS.	AVG.	LG	TD	NO.	YDS.	AVG.	LG	TD
2019	Ravens	16	11	13	198	15.2	50	3	0	0	0.0	0	0
2020	Ravens	16	13	19	266	14.0	43t	4	0	0	0.0	0	0
2021	Ravens	8	0	1	6	6.0	6	0	0	0	0.0	0	0
<b>NFL TOTALS</b>		<b>40</b>	<b>24</b>	<b>33</b>	<b>470</b>	<b>14.2</b>	<b>50</b>	<b>7</b>	<b>0</b>	<b>0</b>	<b>0.0</b>	<b>0</b>	<b>0</b>

## MILES BOYKIN'S NFL POSTSEASON RUSHING/RECEIVING STATISTICS

DATE	TEAM	GP	GS	RECEIVING				RUSHING					
				NO.	YDS.	AVG.	LG	TD	NO.	YDS.	AVG.	LG	TD
2019	Ravens	1	0	3	26	8.7	13	0	0	0	0.0	0	0
2020	Ravens	2	2	3	20	6.7	11	0	0	0	0.0	0	0
<b>NFL TOTALS</b>		<b>3</b>	<b>2</b>	<b>6</b>	<b>46</b>	<b>7.7</b>	<b>13</b>	<b>0</b>	<b>0</b>	<b>0</b>	<b>0.0</b>	<b>0</b>	<b>0</b>

## MILES BOYKIN'S NFL REGULAR SEASON RETURN STATISTICS

DATE	TEAM	RET.	KICKOFF RETURNS				PUNT RETURNS					
			YDS.	AVG.	LG	TD	NO.	FC	YDS.	AVG.	LG	TD
2019	Ravens	0	0	0.0	0	0	0	0	0	0.0	0	0
2020	Ravens	0	0	0.0	0	0	0	0	0	0.0	0	0
2021	Ravens	0	0	0.0	0	0	0	0	0	0.0	0	0
<b>NFL TOTALS</b>		<b>0</b>	<b>0</b>	<b>0.0</b>	<b>0</b>	<b>0</b>	<b>0</b>	<b>0</b>	<b>0</b>	<b>0.0</b>	<b>0</b>	<b>0</b>

## MILES BOYKIN'S NFL POSTSEASON RETURN STATISTICS

DATE	TEAM	RET.	KICKOFF RETURNS				PUNT RETURNS					
			YDS.	AVG.	LG	TD	NO.	FC	YDS.	AVG.	LG	TD
2019	Ravens	0	0	0.0	0	0	0	0	0	0.0	0	0
2020	Ravens	0	0	0.0	0	0	0	0	0	0.0	0	0
<b>NFL TOTALS</b>		<b>0</b>	<b>0</b>	<b>0.0</b>	<b>0</b>	<b>0</b>	<b>0</b>	<b>0</b>	<b>0</b>	<b>0.0</b>	<b>0</b>	<b>0</b>

## SINGLE-GAME HIGHS: RECEIVING

Receptions	4 at Houston Texans, Sep 20, 2020 3 vs. Cleveland Browns, Sep 13, 2020 ...1 more at 3.	All-Purpose Yards	55 at Seattle Seahawks, Oct 20, 2019 54 at Los Angeles Rams, Nov 25, 2019
Receiving Yards	55 at Seattle Seahawks, Oct 20, 2019 54 at Los Angeles Rams, Nov 25, 2019	Special Teams Tackles	1 at Cleveland Browns, Dec 14, 2020 1 at Pittsburgh Steelers, Dec 02, 2020
Receiving Average	12.3 vs. Cleveland Browns, Sep 13, 2020 10.7 vs. Cleveland Browns, Sep 29, 2019	Most TDs	1 at Cincinnati Bengals, Jan 03, 2021 1 vs. Jacksonville Jaguars, Dec 20, 2020 ...5 more at 1.
Longest Receptions	50 at Seattle Seahawks, Oct 20, 2019 43t at Cincinnati Bengals, Jan 03, 2021	Miscellaneous Tackles	1 at Washington Football Team, Oct 04, 2020
Receiving TDs	1 at Cincinnati Bengals, Jan 03, 2021 1 vs. Jacksonville Jaguars, Dec 20, 2020 ...5 more at 1.		

## SINGLE-GAME HIGHS - POSTSEASON: RECEIVING

Receptions	3 at Buffalo Bills, Jan 16, 2021	Longest Receptions	13 vs. Tennessee Titans, Jan 11, 2020
	3 vs. Tennessee Titans, Jan 11, 2020		11 at Buffalo Bills, Jan 16, 2021
Receiving Yards	26 vs. Tennessee Titans, Jan 11, 2020		9 vs. Tennessee Titans, Jan 11, 2020
	20 at Buffalo Bills, Jan 16, 2021		5 at Buffalo Bills, Jan 16, 2021
Receiving Average	8.7 vs. Tennessee Titans, Jan 11, 2020		4 at Buffalo Bills, Jan 16, 2021
	6.7 at Buffalo Bills, Jan 16, 2021		...1 more at 4.
		All-Purpose Yards	26 vs. Tennessee Titans, Jan 11, 2020
			20 at Buffalo Bills, Jan 16, 2021
		Miscellaneous Tackles	1 at Tennessee Titans, Jan 10, 2021
			1 vs. Tennessee Titans, Jan 11, 2020

## 2021 GAME-BY-GAME REGULAR-SEASON STATISTICS (RAVENS)

DATE	OPPONENT	P/S	RECEIVING					RUSHING					W/L	SCORE
			NO.	YDS.	AVG.	LG	TD	NO.	YDS.	AVG.	LG	TD		
09/13	at Raiders												L	27-33+
09/19	Chiefs												W	36-35
09/26	at Lions												W	19-17
10/03	at Broncos												W	23-7
10/11	Colts	P	0	0	0.0	0	0	0	0.0	0	0	0	W	31-25+
10/17	Chargers	P	1	6	6.0	6	0	0	0.0	0	0	0	W	34-6
10/24	Bengals	P	0	0	0.0	0	0	0	0.0	0	0	0	L	17-41
11/07	Vikings	P	0	0	0.0	0	0	0	0.0	0	0	0	W	34-31+
11/11	at Dolphins	P	0	0	0.0	0	0	0	0.0	0	0	0	L	10-22
11/21	at Bears												W	16-13
11/28	Browns												W	16-10
12/05	at Steelers												L	19-20
12/12	at Browns												L	22-24
12/19	Packers	P	0	0	0.0	0	0	0	0.0	0	0	0	L	30-31
12/26	at Bengals	P	0	0	0.0	0	0	0	0.0	0	0	0	L	21-41
01/02	Rams												L	19-20
01/09	Steelers	P	0	0	0.0	0	0	0	0.0	0	0	0	L	13-16+
<b>2021 TOTALS</b>		<b>8-0</b>	<b>1</b>	<b>6</b>	<b>6.0</b>	<b>6</b>	<b>0</b>	<b>0</b>	<b>0</b>	<b>0.0</b>	<b>0</b>	<b>0</b>	<b>8-9</b>	

+ - Overtime

## 2020 GAME-BY-GAME REGULAR-SEASON STATISTICS (RAVENS)

DATE	OPPONENT	P/S	RECEIVING					RUSHING					W/L	SCORE
			NO.	YDS.	AVG.	LG	TD	NO.	YDS.	AVG.	LG	TD		
09/13	Browns	S	3	37	12.3	25	0	0	0	0.0	0	0	W	38-6
09/20	at Texans	S	4	38	9.5	14	0	0	0	0.0	0	0	W	33-16
09/28	Chiefs	P	1	8	8.0	8	0	0	0	0.0	0	0	L	20-34
10/04	at Football Team	S	2	28	14.0	15	0	0	0	0.0	0	0	W	31-17
10/11	Bengals	P	0	0	0.0	0	0	0	0	0.0	0	0	W	27-3
10/18	at Eagles	S	1	11	11.0	11	0	0	0	0.0	0	0	W	30-28
11/01	Steelers	S	2	20	10.0	14	1	0	0	0.0	0	0	L	24-28
11/08	at Colts	S	1	11	11.0	11	0	0	0	0.0	0	0	W	24-10
11/15	at Patriots	S	0	0	0.0	0	0	0	0	0.0	0	0	L	17-23
11/22	Titans	P	0	0	0.0	0	0	0	0	0.0	0	0	L	24-30+
12/02	at Steelers	S	0	0	0.0	0	0	0	0	0.0	0	0	L	14-19
12/08	Cowboys	S	1	38	38.0	38t	1	0	0	0.0	0	0	W	34-17
12/14	at Browns	S	1	15	15.0	15	0	0	0	0.0	0	0	W	47-42
12/20	Jaguars	S	1	4	4.0	4t	1	0	0	0.0	0	0	W	40-14
12/27	Giants	S	1	13	13.0	13	0	0	0	0.0	0	0	W	27-13
01/03	at Bengals	S	1	43	43.0	43t	1	0	0	0.0	0	0	W	38-3
<b>2020 TOTALS</b>		<b>16-13</b>	<b>19</b>	<b>266</b>	<b>14.0</b>	<b>43T</b>	<b>4</b>	<b>0</b>	<b>0</b>	<b>0.0</b>	<b>0</b>	<b>0</b>	<b>11-5</b>	

+ - Overtime

## 2019 GAME-BY-GAME REGULAR-SEASON STATISTICS (RAVENS)

DATE	OPPONENT	P/S	RECEIVING					RUSHING					W/L	SCORE
			NO.	YDS.	AVG.	LG	TD	NO.	YDS.	AVG.	LG	TD		
09/08	at Dolphins	S	1	5	5.0	5t	1	0	0	0.0	0	0	W	59-10
09/15	Cardinals	S	1	11	11.0	11	0	0	0	0.0	0	0	W	23-17
09/22	at Chiefs	S	0	0	0.0	0	0	0	0	0.0	0	0	L	28-33
09/29	Browns	S	3	32	10.7	18	1	0	0	0.0	0	0	L	25-40
10/06	at Steelers	S	0	0	0.0	0	0	0	0	0.0	0	0	W	26-23+
10/13	Bengals	S	2	28	14.0	18	0	0	0	0.0	0	0	W	23-17
10/20	at Seahawks	P	2	55	27.5	50	0	0	0	0.0	0	0	W	30-16
11/03	Patriots	S	0	0	0.0	0	0	0	0	0.0	0	0	W	37-20
11/10	at Bengals	P	0	0	0.0	0	0	0	0	0.0	0	0	W	49-13
11/17	Texans	S	0	0	0.0	0	0	0	0	0.0	0	0	W	41-7
11/25	at Rams	S	2	54	27.0	39	0	0	0	0.0	0	0	W	45-6
12/01	49ers	P	0	0	0.0	0	0	0	0	0.0	0	0	W	20-17
12/08	at Bills	S	0	0	0.0	0	0	0	0	0.0	0	0	W	24-17
12/12	Jets	P	1	5	5.0	5t	1	0	0	0.0	0	0	W	42-21
12/22	at Browns	P	1	8	8.0	8	0	0	0	0.0	0	0	W	31-15
12/29	Steelers	S	0	0	0.0	0	0	0	0	0.0	0	0	W	28-10
<b>2019 TOTALS</b>		<b>16-11</b>	<b>13</b>	<b>198</b>	<b>15.2</b>	<b>50</b>	<b>3</b>	<b>0</b>	<b>0</b>	<b>0.0</b>	<b>0</b>	<b>0</b>	<b>14-2</b>	

+ - Overtime

## 2020 GAME-BY-GAME POSTSEASON STATISTICS (RAVENS)

DATE	OPPONENT	P/S	RECEIVING					RUSHING					W/L	SCORE
			NO.	YDS.	AVG.	LG	TD	NO.	YDS.	AVG.	LG	TD		
01/10	at Titans	S	0	0	0.0	0	0	0	0	0.0	0	0	W	20-13
01/16	at Bills	S	3	20	6.7	11	0	0	0	0.0	0	0	L	3-17
<b>2020 TOTALS</b>		<b>2-2</b>	<b>3</b>	<b>20</b>	<b>6.7</b>	<b>11</b>	<b>0</b>	<b>0</b>	<b>0</b>	<b>0.0</b>	<b>0</b>	<b>0</b>	<b>1-1</b>	

## 2019 GAME-BY-GAME POSTSEASON STATISTICS (RAVENS)

DATE	OPPONENT	P/S	RECEIVING					RUSHING					W/L	SCORE
			NO.	YDS.	AVG.	LG	TD	NO.	YDS.	AVG.	LG	TD		
01/11	Titans	P	3	26	8.7	13	0	0	0	0.0	0	0	L	12-28
<b>2019 TOTALS</b>		<b>1-0</b>	<b>3</b>	<b>26</b>	<b>8.7</b>	<b>13</b>	<b>0</b>	<b>0</b>	<b>0</b>	<b>0.0</b>	<b>0</b>	<b>0</b>	<b>0-1</b>	



## 55 DEVIN BUSH

LINEBACKER

**HEIGHT:** 5-11  
**WEIGHT:** 234  
**COLLEGE:** Michigan  
**BORN:** July 18, 1988

**BIRTHPLACE:** Pembroke Pines, FL  
**HOW ACQUIRED:** 01/19  
**NFL EXPERIENCE:** 4th year

### PRO CAREER

- ✦ Has played in 35 games (34 starts) in his three-year NFL career
- ✦ Has registered 205 tackles (129 solo), 11 tackles for loss, 11 passes defended, five fumble recoveries, eight QB hits, 4.0 sacks, two interceptions, two forced fumbles and one fumble return for TD
- ✦ In 2019, led the team and all NFL rookies in tackles (109), solo tackles (72) and ranked fourth in both categories in TFLs (nine)
- ✦ Only Steelers rookie ever to eclipse 100 tackles
- ✦ First NFL rookie with a fumble return for a TD and an interception in the same game since safety Eddie Jackson of the Chicago Bears vs. Carolina on Oct. 22, 2017 and the 11th since the 1970s AFL-NFL merger
- ✦ First Steelers rookie, and just the second NFL rookie since the 1970 NFL-AFL merger, with a fumble return for a TD and an interception in the same game (Delton Hall accomplished the feat vs. San Francisco on Sept. 13, 1987)
- ✦ Made NFL debut in Week 1 of 2019 (at New England)
- ✦ Made NFL starting debut in Week 1 of 2019 (at New England)
- ✦ Made his playoff debut during Wild Card Weekend of 2022 (at Kansas City) where he intercepted QB Patrick Mahomes

#### 2021 (STEELERS)

- ✦ Finished the season with 70 tackles (41 solo), 2 tackles for loss, four QB hits, 2.0 sacks, four passes defended, one fumble recovery and one forced fumble
- ✦ Registered 10 tackles in Week 1 at Buffalo, marking his fourth career game with double-digit tackles
- ✦ Registered two QB hits and sacked Aaron Rodgers in Week 4 at Green Bay
- ✦ Recovered a Geno Smith fumble forced by T.J. Watt in overtime to secure the Steelers' Week 6 win over Seattle
- ✦ Intercepted a pass from Patrick Mahomes and returned it for 10 yards in Pittsburgh's Wild Card Playoff game at Kansas City (1/16/22)

#### 2020 (STEELERS)

- ✦ Saw action in five regular-season games (five starts) before suffering a season-ending knee injury in Week 5 vs. Cleveland
- ✦ Recorded 26 tackles (16 solo), three passes defended, two quarterback hits and 1.0 sack

#### 2019 (STEELERS)

- ✦ Saw action in all 16 regular-season games (15 starts)
- ✦ Led the team in total tackles (109) and solo tackles (72), tied for the team-lead in fumble recoveries (four), tied for third on the team in interceptions (two) and ranked fourth on the team in TFLs (nine)
- ✦ Led all NFL rookies in total tackles and solo tackles, tied for second in fumble recoveries, ranked fourth in TFLs and tied for third in interceptions
- ✦ His four fumble recoveries tied for second most in the NFL
- ✦ Involved in seven of the Steelers' league-leading 38 forced turnovers (four fumble recoveries, two interceptions and one forced fumble)
- ✦ His six total takeaways (interceptions and fumble recoveries) led all NFL rookies and rank tied for fourth in the NFL
- ✦ First NFL rookie with at least 95 tackles, four fumble recoveries, two interceptions and one forced fumble in a season since Minnesota's Chad Greenway in 2007
- ✦ Fifth Steeler with a fumble return for a TD and an interception in the same game (Delton Hall accomplished the feat vs. San Francisco on Sept. 13, 1987)
- ✦ First Steelers rookie with a fumble return for TD since Javon Hargrave at Cleveland on Nov. 20, 2016
- ✦ Made his NFL debut starting at inside linebacker and led the team with 11 tackles (seven solo) in Week 1 at New England
- ✦ Recorded seven tackles (three solo) and recovered a Seattle fumble in the fourth quarter, setting the Steelers up for a TD on the following play, in Week 2 vs. Seattle
- ✦ Led the team with 11 tackles (nine solo) and recovered two San Francisco fumbles on back-to-back drives in Week 3 at San Francisco
- ✦ Finished with eight tackles (five solo) and registered his first career interception (QB Lamar Jackson in the red zone) in Week 5 vs. Baltimore
- ✦ Led the team with seven tackles (four solo) and collected a nine-yard fumble return for a TD and intercepted Phillip Rivers in Week 6 at L.A. Chargers
- ✦ Registered a career-high 12 tackles (11 solo) in Week 17 at Baltimore

### TRANSACTIONS

- ✦ Signed a four-year contract with Pittsburgh on May 12, 2019
- ✦ Drafted by Steelers in the first round (10th overall) of the 2019 NFL Draft after the team moved up 10 spots

### COLLEGE

- ✦ Played in 39 games (32 starts) at Michigan as a three-year letterman (2016-18)
- ✦ Two-time Academic All-Big Ten Conference (2017-18)
- ✦ Registered 194 tackles, 20.0 tackles for losses, 10.0 sacks, one interception and 17 passes defended in his Wolverines career
- ✦ NCAA Consensus All-American and All-Big Ten First-Team honors in 2018
- ✦ Nagurski-Woodson Big Ten Defensive Player of the Year and a Butkus-Fitzgerald Big Ten Linebacker of the Year recipient in 2018
- ✦ Led the defense with 102 tackles, including 9.5 stops for losses, 5.0 sacks, one interception and nine pass breakups in 13 games (13 starts) in 2017
- ✦ Registered 12 tackles and an assisted tackle for a loss in 13 games in 2016

PERSONAL

- ✦ Attended Charles W. Flanagan High School (Pembroke Pines, Fla.) and was coached by his father, Devin Bush, Sr.
- ✦ Won the Class 8A state championship in 2015
- ✦ Earned Class 8A first-team all-state honors as a junior and senior
- ✦ Father, Devin Bush, Sr. played in the NFL and won Super Bowl XXXIV with the St. Louis Rams
- ✦ Full name: Devin Bush Jr.

COMMUNITY

- ✦ Serves on the Steelers Social Justice Committee
- ✦ Was honored as the Steelers recipient of the 2021 Ed Block Courage Award

DEVIN BUSH'S NFL REGULAR SEASON DEFENSIVE STATISTICS

DATE	TEAM	GP	GS	TACKLES					INTERCEPTIONS					O. FUMB					ST					MISC				
				TK	S	A	TFL	YDS	SK	YDS	QBH	NO	YDS	LG	TD	PD	FF	FR	TD	YDS	TK	S	A	FF	FR	S	A	
2019	Steelers	16	15	109	72	37	9	17	1.0	9.0	2	2	6	6	0	4	1	4	1	20	0	0	0	0	0	0	0	
2020	Steelers	5	5	26	16	10	0	0	1.0	6.5	2	0	0	0	0	3	0	0	0	0	0	0	0	0	0	0		
2021	Steelers	14	14	70	41	29	2	18	2.0	18.0	4	4	0	0	0	4	1	1	0	0	0	0	0	0	0	0		
<b>NFL TOTALS</b>		<b>35</b>	<b>34</b>	<b>205</b>	<b>129</b>	<b>76</b>	<b>11</b>	<b>35</b>	<b>4.0</b>	<b>33.5</b>	<b>8</b>	<b>2</b>	<b>6</b>	<b>6</b>	<b>0</b>	<b>11</b>	<b>2</b>	<b>5</b>	<b>1</b>	<b>20</b>	<b>0</b>	<b>0</b>	<b>0</b>	<b>0</b>	<b>0</b>	<b>0</b>		

DEVIN BUSH'S NFL POSTSEASON DEFENSIVE STATISTICS

DATE	TEAM	GP	GS	TACKLES					INTERCEPTIONS					O. FUMB					ST					MISC				
				TK	S	A	TFL	YDS	SK	YDS	QBH	NO	YDS	LG	TD	PD	FF	FR	TD	YDS	TK	S	A	FF	FR	S	A	
2020	Steelers	0	0	0	0	0	0	0	0.0	0.0	0	0	0	0	0	0	0	0	0	0	0	0	0	0	0	0		
2021	Steelers	1	1	1	1	0	0	0	0.0	0.0	0	1	10	10	0	1	0	0	0	0	0	0	0	0	0	0		
<b>NFL TOTALS</b>		<b>1</b>	<b>1</b>	<b>1</b>	<b>1</b>	<b>0</b>	<b>0</b>	<b>0</b>	<b>0.0</b>	<b>0.0</b>	<b>0</b>	<b>1</b>	<b>10</b>	<b>10</b>	<b>0</b>	<b>1</b>	<b>0</b>	<b>0</b>	<b>0</b>	<b>0</b>	<b>0</b>	<b>0</b>	<b>0</b>	<b>0</b>	<b>0</b>	<b>0</b>		

SINGLE-GAME HIGHS: DEFENSIVE

Total Tackles	12 at Baltimore Ravens, Dec 29, 2019 11 at New England Patriots, Sep 08, 2019	Fumble Recoveries	2 at San Francisco 49ers, Sep 22, 2019 1 vs. Seattle Seahawks, Oct 17, 2021 ...2 more at 1.
Solo Tackles	11 at Baltimore Ravens, Dec 29, 2019 7 at San Francisco 49ers, Sep 22, 2019 ...1 more at 7.	Tackles For Loss	3 vs. Cincinnati Bengals, Sep 30, 2019 2 vs. Buffalo Bills, Dec 15, 2019
Sacks	1.0 vs. Denver Broncos, Oct 10, 2021 1.0 at Green Bay Packers, Oct 03, 2021 ...1 more at 1.0.	Interceptions	1 at Los Angeles Chargers, Oct 13, 2019 1 vs. Baltimore Ravens, Oct 06, 2019
Passes Defensed	2 at Minnesota Vikings, Dec 09, 2021 2 vs. Denver Broncos, Sep 20, 2020	Interception Return Yards	6 at Los Angeles Chargers, Oct 13, 2019
Forced Fumbles	1 at Buffalo Bills, Sep 12, 2021 1 at Cincinnati Bengals, Nov 24, 2019	Longest Opponent's Fumble Return	11 vs. Seattle Seahawks, Sep 15, 2019 9 at Los Angeles Chargers, Oct 13, 2019

SINGLE-GAME HIGHS - POSTSEASON: DEFENSIVE

Total Tackles	1 at Kansas City Chiefs, Jan 16, 2022	Interceptions	1 at Kansas City Chiefs, Jan 16, 2022
Solo Tackles	1 at Kansas City Chiefs, Jan 16, 2022	Interception Return Yards	10 at Kansas City Chiefs, Jan 16, 2022
Passes Defensed	1 at Kansas City Chiefs, Jan 16, 2022		

2021 GAME-BY-GAME REGULAR-SEASON STATISTICS (STEELERS)

DATE	OPPONENT	P/S	TACKLES					INTERCEPTIONS					O. FUMB					ST					MISC					W/L	SCORE
			TK	S	A	SK	YDS	TFL	YDS	QBH	NO	YDS	LG	TD	PD	FF	FR	TD	YDS	TK	S	A	FF	FR	S	A			
09/12	at Bills	S	10	6	4	0.0	0.0	0	0	0	0	0	0	0	1	0	0	0	0	0	0	0	0	0	0	0	W	23-16	
09/19	Raiders	S	ON INACTIVE LIST																								L	17-26	
09/26	Bengals	S	2	0	2	0.0	0.0	0	0	0	0	0	0	0	0	0	0	0	0	0	0	0	0	0	0	0	L	10-24	
10/03	at Packers	S	6	5	1	1.0	6.0	1	6	2	0	0	0	0	0	0	0	0	0	0	0	0	0	0	0	0	L	17-27	
10/10	Broncos	S	1	1	0	1.0	12.0	1	12	2	0	0	0	0	0	0	0	0	0	0	0	0	0	0	0	0	W	27-19	
10/17	Seahawks	S	6	3	3	0.0	0.0	0	0	0	0	0	0	0	1	0	0	0	0	0	0	0	0	0	0	0	W	23-20+	
10/31	at Browns	S	5	3	2	0.0	0.0	0	0	0	0	0	0	0	0	0	0	0	0	0	0	0	0	0	0	0	W	15-10	
11/08	Bears	S	3	2	1	0.0	0.0	0	0	0	0	0	0	0	1	0	0	0	0	0	0	0	0	0	0	0	W	29-27	
11/14	Lions	S	9	5	4	0.0	0.0	0	0	0	0	0	0	0	0	0	0	0	0	0	0	0	0	0	0	0	T	16-16	
11/21	at Chargers	S	4	4	0	0.0	0.0	0	0	0	0	0	0	0	0	0	0	0	0	0	0	0	0	0	0	0	L	37-41	
11/28	at Bengals	S	5	2	3	0.0	0.0	0	0	0	0	0	0	0	0	0	0	0	0	0	0	0	0	0	0	0	L	10-41	
12/05	Ravens	S	2	2	0	0.0	0.0	0	0	0	0	0	0	0	0	0	0	0	0	0	0	0	0	0	0	0	W	20-19	
12/09	at Vikings	S	8	3	5	0.0	0.0	0	0	0	0	0	0	2	0	0	0	0	0	0	0	0	0	0	0	0	L	28-36	
12/19	Titans	S	5	3	2	0.0	0.0	0	0	0	0	0	0	1	0	0	0	0	0	0	0	0	0	0	0	0	W	19-13	
12/26	at Chiefs		RESERVE/COVID-19																								L	10-36	
01/03	Browns		RESERVE/COVID-19																								W	26-14	
01/09	at Ravens	S	4	2	2	0.0	0.0	0	0	0	0	0	0	0	0	0	0	0	0	0	0	0	0	0	0	0	W	16-13+	
<b>2021 TOTALS</b>		<b>14-14</b>	<b>70</b>	<b>41</b>	<b>29</b>	<b>2.0</b>	<b>18.0</b>	<b>2</b>	<b>18</b>	<b>4</b>	<b>0</b>	<b>0</b>	<b>0</b>	<b>0</b>	<b>4</b>	<b>1</b>	<b>1</b>	<b>0</b>	<b>0</b>	<b>0</b>	<b>0</b>	<b>0</b>	<b>0</b>	<b>0</b>	<b>0</b>	<b>0</b>	<b>9-7-1</b>		

+ Overtime


2021 GAME-BY-GAME POSTSEASON STATISTICS (STEELERS)

DATE	OPPONENT	P/S	TACKLES					INTERCEPTIONS					O. FUMB					ST					MISC					W/L	SCORE
			TK	S	A	SK	YDS	TFL	YDS	QBH	NO	YDS	LG	TD	PD	FF	FR	TD	YDS	TK	S	A	FF	FR	S	A			
01/16	at Chiefs	S	1	1	0	0.0	0.0	0	0	0	0	1	10	10	0	1	0	0	0	0	0	0	0	0	0	0	L	21-42	
<b>2021 TOTALS</b>		<b>1-1</b>	<b>1</b>	<b>1</b>	<b>0</b>	<b>0.0</b>	<b>0.0</b>	<b>0</b>	<b>0</b>	<b>0</b>	<b>0</b>	<b>1</b>	<b>10</b>	<b>10</b>	<b>0</b>	<b>1</b>	<b>0</b>	<b>0</b>	<b>0</b>	<b>0</b>	<b>0</b>	<b>0</b>	<b>0</b>	<b>0</b>	<b>0</b>	<b>0</b>	<b>0-1</b>		



## 2020 GAME-BY-GAME POSTSEASON STATISTICS (STEELERS)

DATE	OPPONENT	P/S	TACKLES							INTERCEPTIONS					O. FUMB			ST				MISC		W/L	SCORE			
			TK	S	A	SK	YDS	TFL	YDS	QBH	NO	YDS	LG	TD	PD	FF	FR	TD	YDS	TK	S	A	FF			FR	S	A
01/10	Browns																									L	37-48	
2020 TOTALS			0	0	0	0.0	0.0	0	0	0	0	0	0	0	0	0	0	0	0	0	0	0	0	0	0	0	0-1	



## 44 RON'DELL CARTER

LINEBACKER

**HEIGHT:** 6-3

**WEIGHT:** 263


**COLLEGE:** James Madison

**BORN:** July 3, 1997

**BIRTHPLACE:** Baltimore, MD

**HOW ACQUIRED:** FA '22

**NFL EXPERIENCE:** 3rd year



### PRO CAREER

- ✦ Played in four career games (no starts) in both Houston (one game in 2021) and Dallas (three games in 2020)
- ✦ Made NFL debut in Week 14 of 2020 (at Cincinnati)

#### 2021 (TEXANS)

- ✦ Made his franchise debut earning snaps on defense and special teams in Week 16 vs. L.A. Chargers (Dec. 26)

#### 2020 (COWBOYS)

- ✦ Played in three games for Dallas and recorded one special teams tackle
- ✦ Made NFL debut in Week 14 (at Cincinnati)
- ✦ Recorded a special teams tackle in Week 17 (at N.Y. Giants)

### TRANSACTIONS

- ✦ Signed with Pittsburgh on Aug. 8, 2022
- ✦ Waived by Arizona on May 16, 2022
- ✦ Claimed off waivers by the Cardinals on Apr. 26, 2022
- ✦ Waived by Houston on Apr. 25, 2022
- ✦ Signed a one-year contract extension with the Texans on Jan. 2, 2022
- ✦ Promoted to the Houston active roster on Dec. 21, 2021
- ✦ Signed to the Arizona practice squad on Sept. 3, 2021
- ✦ Waived by Dallas on Aug. 30, 2021
- ✦ Signed a one-year contract extension with the Cowboys on March 10, 2021
- ✦ Claimed off waivers by Dallas on Nov. 11, 2020
- ✦ Waived by Indianapolis on Nov. 10, 2020
- ✦ Signed to the Colts active roster on Sept. 30, 2020
- ✦ Signed to the Dallas practice squad on Sept. 6, 2020
- ✦ Waived by the Cowboys on Sept. 5, 2020
- ✦ Originally signed with Dallas as an undrafted free agent on Apr. 27, 2020

### COLLEGE

- ✦ Played 44 games (29 starts) in three seasons (2017-19) at James Madison recording 152 tackles (69 solo), 48 tackles for loss, 23.5 sacks, two forced fumbles and one fumble recovery
- ✦ Started all 16 games and had 66 tackles, 27 tackles for loss and 12 sacks (tied for third-most in JMU single season history) during his redshirt senior season while being named a consensus first-team All-American and the Phil Steele FCS National Defensive Player of the Year
- ✦ Started all 13 contests recording 58 tackles, 13 tackles for loss and 7.5 sacks as a First Team All-CAA defensive lineman in his redshirt junior season
- ✦ Transferred to JMU his redshirt sophomore season and played in 15 games while logging 28 tackles and 4.0 sacks
- ✦ Spent two seasons at Rutgers and appeared in five games making two tackles, half a tackle for loss and half a sack.

### PERSONAL

- ✦ Attended Long Reach (Colombia, MD) High School playing primarily at DE and TE
- ✦ Rated as a three-star recruit and top-30 player from the state of Maryland and was a first-team All-Howard County TE as a senior and a first-team DE as a junior
- ✦ Competed in shot put for track & field and played basketball in high school

### RON'DELL CARTER'S NFL REGULAR SEASON DEFENSIVE STATISTICS

DATE	TEAM	GP	GS	TACKLES										INTERCEPTIONS					O. FUMB					ST				MISC								
				TK	S	A	TFL	YDS	SK	YDS	QBH	NO	YDS	LG	TD	PD	FF	FR	TD	YDS	TK	S	A	FF	FR	S	A									
2020	Cowboys	3	0	0	0	0	0	0	0	0	0.0	0.0	0	0	0	0	0	0	0	0	0	0	0	0	0	0	0	0	0	0	0	0	0			
Went from Dallas to Indianapolis.																																				
2020	Colts	0	0	0	0	0	0	0	0	0	0.0	0.0	0	0	0	0	0	0	0	0	0	0	0	0	0	0	0	0	0	0	0	0	0	0		
2020	TOTAL	3	0	0	0	0	0	0	0	0	0.0	0.0	0	0	0	0	0	0	0	0	0	0	0	0	0	0	0	0	0	0	0	0	0	0		
2021	Cardinals	0	0	0	0	0	0	0	0	0	0.0	0.0	0	0	0	0	0	0	0	0	0	0	0	0	0	0	0	0	0	0	0	0	0	0	0	
Went from Arizona to Houston.																																				
2021	Texans	1	0	0	0	0	0	0	0	0	0.0	0.0	0	0	0	0	0	0	0	0	0	0	0	0	0	0	0	0	0	0	0	0	0	0	0	0
2021	TOTAL	1	0	0	0	0	0	0	0	0	0.0	0.0	0	0	0	0	0	0	0	0	0	0	0	0	0	0	0	0	0	0	0	0	0	0	0	0
NFL TOTALS		4	0	0	0	0	0	0	0	0	0.0	0.0	0	0	0	0	0	0	0	0	0	0	0	0	0	0	0	0	0	0	0	0	0	0	0	0

### SINGLE-GAME HIGHS: DEFENSIVE

Special Teams Tackles

1 at New York Giants, Jan 03, 2021

## 2021 GAME-BY-GAME REGULAR-SEASON STATISTICS (CARDINALS/TEXANS)

DATE	OPPONENT	P/S	TACKLES							INTERCEPTIONS				O. FUMB			ST				MISC		W/L	SCORE			
			TK	S	A	SK	YDS	TFL	YDS	QBH	NO	YDS	LG	TD	PD	FF	FR	TD	YDS	TK	S	A			FF	FR	S
09/12	at Titans																									W	38-13
09/19	Vikings																									W	34-33
09/26	at Jaguars																									W	31-19
10/03	at Rams																									W	37-20
10/10	49ers																									W	17-10
10/17	at Browns																									W	37-14
10/24	Texans																								W	31-5	
10/28	Packers																								L	21-24	
11/07	at 49ers																								W	31-17	
11/14	Panthers																								L	10-34	
11/21	at Seahawks																								W	23-13	
12/05	at Bears																								W	33-22	
12/13	Rams																								L	23-30	
12/19	at Lions																								L	12-30	
12/26	Chargers	P	0	0	0	0.0	0.0	0	0	0	0	0	0	0	0	0	0	0	0	0	0	0	0	0	0	W	41-29
01/02	at 49ers																								L	7-23	
01/09	Titans																								L	25-28	
2021 TOTALS		1-0	0	0	0	0.0	0.0	0	0	0	0	0	0	0	0	0	0	0	0	0	0	0	0	0	0	11-6	

## 2020 GAME-BY-GAME REGULAR-SEASON STATISTICS (COWBOYS/COLTS)

DATE	OPPONENT	P/S	TACKLES							INTERCEPTIONS				O. FUMB			ST				MISC		W/L	SCORE			
			TK	S	A	SK	YDS	TFL	YDS	QBH	NO	YDS	LG	TD	PD	FF	FR	TD	YDS	TK	S	A			FF	FR	S
09/13	at Rams																									L	17-20
09/20	Falcons																									W	40-39
09/27	at Seahawks																									L	31-38
10/04	at Bears																									W	19-11
10/11	at Browns																									L	23-32
10/18	Bengals																								W	31-27	
11/01	at Lions																								W	41-21	
11/08	Ravens																								L	10-24	
11/22	at Vikings																									W	31-28
11/26	Football Team																								L	16-41	
12/08	at Ravens																								L	17-34	
12/13	at Bengals	P	0	0	0	0.0	0.0	0	0	0	0	0	0	0	0	0	0	0	0	0	0	0	0	0	0	W	30-7
12/20	49ers																								W	41-33	
12/27	Eagles	P	0	0	0	0.0	0.0	0	0	0	0	0	0	0	0	0	0	0	0	0	0	0	0	0	0	W	37-17
01/03	at Giants	P	0	0	0	0.0	0.0	0	0	0	0	0	0	0	0	0	0	0	1	0	1	0	0	0	0	L	19-23
2020 TOTALS		3-0	0	0	0	0.0	0.0	0	0	0	0	0	0	0	0	0	0	0	1	0	1	0	0	0	0	8-7	



11

## CHASE CLAYPOOL

WIDE RECEIVER

HEIGHT: 6-4

WEIGHT: 238

COLLEGE: Notre Dame

BORN: July 7, 1998

BIRTHPLACE: Abbotsford, British Columbia, Canada

HOW ACQUIRED: 02 20

NFL EXPERIENCE: 3rd year

## PRO CAREER

- † Played in 31 career games (19 starts)
- † Has caught 121 passes for 1,733 yards and 11 TDs
- † Has rushed 24 times for 112 yards and two TDs
- † Has totaled eight receptions for 84 yards and two touchdowns in the postseason (2 games)
- † Made NFL debut in Week 1 of 2020 (at N.Y. Giants)
- † Made NFL starting debut in Week 5 of 2020 (vs. Philadelphia)

## 2021 (STEELERS)

- † Topped 1,000 career receiving yards in Week 3 vs Cincinnati
- † Was inactive in Week 4 at Green Bay due to a hamstring injury
- † Recorded his third career 100-yard+ receiving game in Week 5 versus the Broncos (five receptions for 130 yards)
- † Was inactive in Week 10 vs Detroit due to a toe injury
- † Recorded his 100th career reception in Week 13 vs Baltimore

## 2020 (STEELERS)

- † Led the Steelers in receiving TDs (tied w/ nine), yards/catch (14.1) and total TDs (11)
- † Ranked second on the Steelers in receiving yards (873)
- † His nine receiving TDs in 2020 led all rookies
- † His 11 total TDs in 2020 led all rookie wideouts and ranked tied for second regardless of position (Washington RB Antonio Gibson)
- † His 11 TDs in 2020 ranked tied for sixth by a rookie wideout since the 1970 AFL-NFL merger
- † His nine receiving TDs in 2020 ranked tied for ninth by a rookie since the 1970 AFL-NFL merger
- † Registered seven receptions for 110 yards and three TDs, and added a rushing TD, in the Steelers' 38-29 win over Philadelphia in Week 5
- † Third rookie wide receiver to record four TDs in a single game in NFL history, joining Jerry Butler (Sept. 23, 1979) and Harlon Hill (Oct. 31, 1954)
- † Fourth rookie with at least two receiving TDs and one rushing TD in a single game since 1970, joining Lynn Cain (Oct. 14, 1979), Joey Galloway (Nov. 12, 1995) and Kareem Hunt (Sept. 7, 2017)
- † Fourth player since 1990 to register at least three receiving TDs and one rushing TD in a game
- † First Steelers rookie with three TDs in a game since TE Eric Green in 1990
- † First Steelers rookie with four TDs in a game and first Steelers player since Roy Jefferson on November 3, 1968
- † Fourth Steelers rookie in franchise history with at least three TDs, joining Green, RB Franco Harris and E Jimmy Orr
- † First Steelers rookie with a rush TD and reception TD in the same game since Franco Harris at Buffalo (Oct. 29, 1972)
- † First Steelers wideout with a Rush TD and Rec TD in the same game since Hines Ward in Week 9, 2004, against the Eagles
- † Sixth rookie in NFL history to record two Rec TD and a Rush TD in a game, joining Kareem Hunt (2017), Joey Galloway (1995), Lynn Cain (1979), Gale Sayers (1965) and Abner Hayes (1960).
- † Ranked among the rookie leaders in franchise history in TD grabs (nine, tied first), receptions (62, first) and receiving yards (873, third)
- † First rookie wide receiver with multiple TD receptions in a single game since Corey Davis had two at New England on Jan. 13, 2018
- † Ninth rookie and seventh rookie wide receiver to catch multiple TD passes in a single postseason game since the 1970 AFL-NFL merger
- † First wide receiver in the Super Bowl era and the fourth in league history with at least 10 TDs in his first 10 career games, joining Billy Howton (13 TDs in 1952), Bill Groman (10 in 1960) and Harlon Hill (10 in 1954)
- † Caught two TD passes in the Wild Card loss to Cleveland, which tied the NFL rookie postseason record for TD receptions in a game

## TRANSACTIONS

- † Signed a four-year contract with Pittsburgh on July 24, 2020
- † Drafted by the Steelers in the second round (49th overall) of the 2020 NFL Draft

## COLLEGE

- † Played in 50 games with 33 starts over his four-year career (2016-19) for Notre Dame
- † Caught 150 passes for 2,159 yards and 19 TDs over his career
- † One of seven wideouts in Notre Dame history with at least 150 career receptions
- † Ended collegiate career with the 11th-most receiving yards in school history
- † 19 career TD receptions ranked tied for seventh in school history
- † Registered five career 100-yard receiving games, which ranked tied for 10th in school history
- † Led Notre Dame with 66 catches for 1,037 yards and 13 TDs while starting all 13 games as a senior in 2019
- † His 13 TD receptions ranked sixth in single-season school history
- † Tied the school record with four TD receptions against Navy on Nov. 16, 2019
- † Named 2019 Camping World Bowl MVP after catching seven passes for 146 yards and a TD in a route of Iowa State
- † Played in all 13 games, starting 12 of those contests, as a junior in 2018
- † Finished the season second on the Irish with 639 receiving yards on 50 receptions and four TDs
- † Saw action in 12 games and started eight contests as a sophomore in 2017
- † Ranked second on the Irish in both receptions (29) and receiving yards (402)
- † Caught nine passes for a career-best 180 yards and a TD vs. Wake Forest (Nov. 4, 2017)
- † Eighth player from Canada to appear in varsity action for Notre Dame
- † Graduated with a degree in management consulting

## PERSONAL

- Attended Abbotsford Senior Secondary School (Abbotsford, British Columbia)
- One of the top players ever to come out of British Columbia
- Helped Abbotsford reach the 2015 British Columbia High School Football AA Championship game (first such berth since 1984)
- In 2015, versatile athlete caught 58 passes for 1,473 yards and 18 TDs; rushed for 567 yards and eight TDs on 47 carries; completed six of eight passes for 103 yards and three TDs; added 74 tackles, including two sacks, two fumble recoveries and five interceptions; returned four punts for 195 yards (two TDs) and seven kickoffs for 176 yards (one TD)
- Held the following school records: career and single-season TDs, career and single-season receiving yards, career and single-season receptions, single-season tackles, career and single-season interceptions and longest receiving TD
- One of three finalists for the Sports BC 50th annual Athlete of the Year
- No. 280-ranked player nationally and No. 12-ranked tight end on Scout.com 300 list
- No. 159-ranked player in the nation and No. 12-ranked wide receiver on ESPN 300 list
- No. 170-ranked player in the nation and No. 33-ranked wide receiver on 247Sports.com Top 247
- No. 109-ranked player in the nation and No. 22-ranked wide receiver on Rivals.com 250 list
- No. 262-ranked player on the Tom Lemming Prep Football Report
- Full name: Chase Claypool

## CHASE CLAYPOOL'S NFL REGULAR SEASON RUSHING/RECEIVING STATISTICS

DATE	TEAM	RECEIVING							RUSHING				
		GP	GS	NO.	YDS.	AVG.	LG	TD	NO.	YDS.	AVG.	LG	TD
2020	Steelers	16	6	62	873	14.1	84t	9	10	16	1.6	8	2
2021	Steelers	15	13	59	860	14.6	59	2	14	96	6.9	25	0
<b>NFL TOTALS</b>		<b>31</b>	<b>19</b>	<b>121</b>	<b>1,733</b>	<b>14.3</b>	<b>84T</b>	<b>11</b>	<b>24</b>	<b>112</b>	<b>4.7</b>	<b>25</b>	<b>2</b>

## CHASE CLAYPOOL'S NFL POSTSEASON RUSHING/RECEIVING STATISTICS

DATE	TEAM	RECEIVING							RUSHING				
		GP	GS	NO.	YDS.	AVG.	LG	TD	NO.	YDS.	AVG.	LG	TD
2020	Steelers	1	1	5	59	11.8	29t	2	0	0	0.0	0	0
2021	Steelers	1	1	3	25	8.3	16	0	0	0	0.0	0	0
<b>NFL TOTALS</b>		<b>2</b>	<b>2</b>	<b>8</b>	<b>84</b>	<b>10.5</b>	<b>29T</b>	<b>2</b>	<b>0</b>	<b>0</b>	<b>0.0</b>	<b>0</b>	<b>0</b>

## CHASE CLAYPOOL'S NFL REGULAR SEASON RETURN STATISTICS

DATE	TEAM	KICKOFF RETURNS					PUNT RETURNS					
		RET.	YDS.	AVG.	LG	TD	NO.	FC	YDS.	AVG.	LG	TD
2020	Steelers	0	0	0.0	0	0	0	0	0	0.0	0	0
2021	Steelers	0	0	0.0	0	0	0	0	0	0.0	0	0
<b>NFL TOTALS</b>		<b>0</b>	<b>0</b>	<b>0.0</b>	<b>0</b>	<b>0</b>	<b>0</b>	<b>0</b>	<b>0</b>	<b>0.0</b>	<b>0</b>	<b>0</b>

## CHASE CLAYPOOL'S NFL POSTSEASON RETURN STATISTICS

DATE	TEAM	KICKOFF RETURNS					PUNT RETURNS					
		RET.	YDS.	AVG.	LG	TD	NO.	FC	YDS.	AVG.	LG	TD
2020	Steelers	0	0	0.0	0	0	0	0	0	0.0	0	0
2021	Steelers	0	0	0.0	0	0	0	0	0	0.0	0	0
<b>NFL TOTALS</b>		<b>0</b>	<b>0</b>	<b>0.0</b>	<b>0</b>	<b>0</b>	<b>0</b>	<b>0</b>	<b>0</b>	<b>0.0</b>	<b>0</b>	<b>0</b>

## SINGLE-GAME HIGHS: RUSHING/RECEIVING

Rush Attempts	3 at Baltimore Ravens, Jan 09, 2022 3 vs. Philadelphia Eagles, Oct 11, 2020	Receiving Average	29.3 vs. Denver Broncos, Sep 20, 2020 27.3 at Cincinnati Bengals, Nov 28, 2021
Rushing Yards	33 at Baltimore Ravens, Jan 09, 2022 25 at Buffalo Bills, Sep 12, 2021	Longest Receptions	84t vs. Denver Broncos, Sep 20, 2020 59 vs. Denver Broncos, Oct 10, 2021
Longest Runs	25 at Buffalo Bills, Sep 12, 2021 17 at Baltimore Ravens, Jan 09, 2022	Receiving TDs	3 vs. Philadelphia Eagles, Oct 11, 2020 2 vs. Cincinnati Bengals, Nov 15, 2020
Rushing TDs	1 vs. Cleveland Browns, Oct 18, 2020 1 vs. Philadelphia Eagles, Oct 11, 2020	All-Purpose Yards	130 vs. Denver Broncos, Oct 10, 2021 116 vs. Philadelphia Eagles, Oct 11, 2020
Receptions	9 vs. Cincinnati Bengals, Sep 26, 2021 8 at Minnesota Vikings, Dec 09, 2021 ...1 more at 8.	Special Teams Tackles	3 vs. Denver Broncos, Sep 20, 2020 1 at Cleveland Browns, Jan 03, 2021 ...2 more at 1.
Receiving Yards	130 vs. Denver Broncos, Oct 10, 2021 110 vs. Philadelphia Eagles, Oct 11, 2020	Most TDs	4 vs. Philadelphia Eagles, Oct 11, 2020 2 vs. Cincinnati Bengals, Nov 15, 2020

## SINGLE-GAME HIGHS - POSTSEASON: RECEIVING

Receptions	5 vs. Cleveland Browns, Jan 10, 2021 3 at Kansas City Chiefs, Jan 16, 2022	Receiving TDs	2 vs. Cleveland Browns, Jan 10, 2021
Receiving Yards	59 vs. Cleveland Browns, Jan 10, 2021 25 at Kansas City Chiefs, Jan 16, 2022	All-Purpose Yards	59 vs. Cleveland Browns, Jan 10, 2021 25 at Kansas City Chiefs, Jan 16, 2022
Receiving Average	11.8 vs. Cleveland Browns, Jan 10, 2021 8.3 at Kansas City Chiefs, Jan 16, 2022	Most TDs	2 vs. Cleveland Browns, Jan 10, 2021
Longest Receptions	29t vs. Cleveland Browns, Jan 10, 2021 16 at Kansas City Chiefs, Jan 16, 2022 15 vs. Cleveland Browns, Jan 10, 2021 7t vs. Cleveland Browns, Jan 10, 2021 7 vs. Cleveland Browns, Jan 10, 2021		



## 100-YARD RECEIVING GAMES (3): REGULAR SEASON

DATE	TEAM	NO.	YDS.	AVG.	LG	TD
10/11/20	EAGLES	7	110	15.7	35t	3
01/03/21	at Browns	5	101	20.2	41	1
10/10/21	BRONCOS	5	130	26.0	59	1

## 2021 GAME-BY-GAME REGULAR-SEASON STATISTICS (STEELERS)

DATE	OPPONENT	P/S	RECEIVING					RUSHING					W/L/T	SCORE
			NO.	YDS.	AVG.	LG	TD	NO.	YDS.	AVG.	LG	TD		
09/12	at Bills	P	3	45	15.0	22	0	1	25	25.0	25	0	W	23-16
09/19	Raiders	S	3	70	23.3	52	0	1	-3	-3.0	-3	0	L	17-26
09/26	Bengals	S	9	96	10.7	29	0	0	0	0.0	0	0	L	10-24
10/03	at Packers							ON INACTIVE LIST					L	17-27
10/10	Broncos	S	5	130	26.0	59	1	0	0	0.0	0	0	W	27-19
10/17	Seahawks	S	2	17	8.5	12	0	0	0	0.0	0	0	W	23-20+
10/31	at Browns	S	4	45	11.3	16	0	2	16	8.0	16	0	W	15-10
11/08	Bears	S	3	30	10.0	26	0	2	13	6.5	11	0	W	29-27
11/14	Lions							ON INACTIVE LIST					T	16-16
11/21	at Chargers	S	5	93	18.6	37	0	2	1	0.5	3	0	L	37-41
11/28	at Bengals	S	3	82	27.3	41	0	0	0	0.0	0	0	L	10-41
12/05	Ravens	P	2	52	26.0	40	0	1	2	2.0	2	0	W	20-19
12/09	at Vikings	S	8	93	11.6	38	0	1	2	2.0	2	0	L	28-36
12/19	Titans	S	0	12	0.0	12	0	1	7	7.0	7	0	W	19-13
12/26	at Chiefs	S	4	41	10.3	24	0	0	0	0.0	0	0	L	10-36
01/03	Browns	S	3	17	5.7	8	0	0	0	0.0	0	0	W	26-14
01/09	at Ravens	S	5	37	7.4	10	1	3	33	11.0	17	0	W	16-13+
2021 TOTALS		15-13	59	860	14.6	59	2	14	96	6.9	25	0	9-7-1	

+ - Overtime

## 2021 GAME-BY-GAME POSTSEASON STATISTICS (STEELERS)

DATE	OPPONENT	P/S	RECEIVING					RUSHING					W/L	SCORE
			NO.	YDS.	AVG.	LG	TD	NO.	YDS.	AVG.	LG	TD		
01/16	at Chiefs	S	3	25	8.3	16	0	0	0	0.0	0	0	L	21-42
2021 TOTALS		1-1	3	25	8.3	16	0	0	0	0.0	0	0	0-1	

## 2020 GAME-BY-GAME POSTSEASON STATISTICS (STEELERS)

DATE	OPPONENT	P/S	RECEIVING					RUSHING					W/L	SCORE
			NO.	YDS.	AVG.	LG	TD	NO.	YDS.	AVG.	LG	TD		
01/10	Browns	S	5	59	11.8	29t	2	0	0	0.0	0	0	L	37-48
2020 TOTALS		1-1	5	59	11.8	29T	2	0	0	0.0	0	0	0-1	



R1

## MASON COLE

OFFENSIVE LINEMAN

**HEIGHT:** 6-5

**WEIGHT:** 298

**COLLEGE:** Michigan

**BORN:** March 28, 1996

**BIRTHPLACE:** Tarpon Springs, FL

**HOW ACQUIRED:** UFA '22

**NFL EXPERIENCE:** 5th year

### PRO CAREER

- ✦ Played in 60 games (39 starts) over his four-year NFL career (Minnesota 2021, Arizona 2018-20)
- ✦ Started 32 of 46 career games with Cardinals
- ✦ Played in 30 games (16 starts) over the 2019-20 seasons, including two starts at left guard in '19 and 14 starts at center in '20
- ✦ One of just six rookie offensive linemen to start all 16 games in 2018, joining Will Hernandez (N.Y. Giants), Mike McGlinchey (San Francisco), Koltan Miller (Oakland), Quenton Nelson (Indianapolis) and Frank Ragnow (Detroit)
- ✦ Became just the fourth rookie in franchise history to start all 16 games along the offensive line, joining Bobbie Massie (2012), Alex Stepanovich (2004) and Leonard Davis (2001)
- ✦ Made NFL debut in Week 1 of 2018 (vs. Washington)
- ✦ Made NFL starting debut in Week 1 of 2018 (vs. Washington)

#### 2021 (VIKINGS)

- ✦ Played in 14 regular-season games (seven starts), including starts at center (four) and right guard (three)
- ✦ Started at right guard at Detroit (Week 13), vs. Pittsburgh (Week 14) and at Chicago (Week 15)
- ✦ Started at center at Baltimore (Week 9), at L.A. Chargers (Week 10), vs. Green Bay (Week 11) and at San Francisco (Week 12)
- ✦ Blocked for Pro Bowl RB Dalvin Cook
- ✦ Cook was selected to his third consecutive Pro Bowl and led the NFC in rushing yards with 1,159
- ✦ Cook set the franchise record for rushing yards in the first half with 153, breaking Adrian Peterson's record of 143 set at Seattle on Nov. 4, 2012, in Week 14 vs. Pittsburgh
- ✦ Cook ultimately ran for 205 yards against the Steelers (only 200-yard rusher in the NFL in 2021)

#### 2020 (CARDINALS)

- ✦ Played in 14 regular-season games (all starts) at center for the NFL's sixth-ranked offense and seventh-ranked rushing attack, helping Arizona gain the third-most total net yards (6,153) and score the fifth-most points (410) in franchise history
- ✦ Part of an offensive line that protected Tyler Murray, who completed 27-of-37 passes for 380 yards, and led three different Cardinals into the end zone on the ground (Kenyan Drake, Chase Edmonds and Murray) at N.Y. Jets on Oct. 11
- ✦ Played every offensive snap for a unit that scored a season-high 38 points and gained 438 total yards, including a season-high 261 on the ground on Monday Night Football at Dallas (10/19)
- ✦ Protected for Murray who completed 27 passes for a career-high 406 yards and three TDs while taking just one sack on 36 dropbacks vs. Philadelphia on Dec. 20 (also helped the Cardinals gain a season-high 526 total net yards)

#### 2019 (CARDINALS)

- ✦ Played in all 16 regular-season games (two starts at left guard) for the NFL's 10th-ranked rushing offense (1,990 yards) that averaged a single-season franchise-record 5.03 yards per carry (second in the NFL)
- ✦ Started for a unit that gained 153 rushing yards (the second most allowed by the 49ers) on 23 carries (6.7-yard avg.) vs. San Francisco on Oct. 31
- ✦ Started and protected Murray, who threw for 324 yards and three TDs on 27-of-44 passing at Tampa Bay on Nov. 10
- ✦ Part of an offense that gained 412 total net yards and 253 rushing yards at Seattle on Dec. 22, marking the first time since 1982 the Cardinals rushed for 200+ yards in consecutive games

#### 2018 (CARDINALS)

- ✦ Started all 16 regular-season games at center, becoming the fourth rookie in franchise history, and the first since Bobby Massie in 2012, to start every game on the offensive line
- ✦ Only the fourth rookie lineman to start every game for the Cardinals in team history
- ✦ Mainstay of an offensive line that featured 10 different starting combinations
- ✦ Only Cardinal to play every offensive snap throughout the season and joined Corey Cunningham and Colby Gossett as the first rookie trio since 1978 to start at left tackle, left guard and center (excluding the 1987 strike season)

### TRANSACTIONS

- ✦ Signed a three-year contract with Pittsburgh on March 14, 2022
- ✦ Traded to Minnesota from Arizona for a 2021 sixth round pick (#223 Tay Gowan)
- ✦ Signed a four-year contract with the Cardinals on May 31, 2018
- ✦ Drafted by Arizona in the third round (97th overall) of the 2018 NFL Draft

## COLLEGE

- ◆ In four seasons at Michigan (2014-17), started all 51 games setting a school record for an offensive lineman and tying the overall record for a Wolverine player
- ◆ Started 25 consecutive games at left tackle for the Wolverines before switching to center in 2016
- ◆ Started all 13 games at center in 2016 before switching back to left tackle for his senior season
- ◆ Earned All-Big Ten honors at both left tackle and center – and was also on the Outland Trophy watch list at both positions
- ◆ As a senior in 2017, started all 13 games at left tackle, running his streak of consecutive starts to 51 in a row
- ◆ All-Big Ten honoree (second team, coaches and media) and All-Big Ten selection by the Associated Press (second team offense)
- ◆ Tied Jon Jansen for most consecutive starts for a Michigan offensive lineman against Ohio State as a senior (50 consecutive) and broke that record the following game in the Outback Bowl against South Carolina (1/1/18)
- ◆ As a junior in 2016, switched to center and started all 13 games after starting at left tackle in each of his first two seasons with the Wolverines
- ◆ Named All-Big Ten second team by the conference coaches and media
- ◆ Started all 13 games at left tackle as a sophomore in 2015, earning his second letter
- ◆ Helped the offense rank in the top 25 in five offensive categories, including seventh in red zone scoring efficiency (92.9 percent scoring rate)
- ◆ As a true freshman in 2014, started all 12 games at left tackle
- ◆ Made his collegiate debut against Appalachian State and started at left tackle, becoming the first true freshman in Michigan history to start a season opener on the offensive line

## PERSONAL

- ◆ Started 53 consecutive games in four years at East Lake (Tarpon Springs, FL) High School
- ◆ Played in the 2014 U.S. Army All-American Bowl
- ◆ Named to the USA TODAY Sports Preseason High School All-America Team as a senior in 2013
- ◆ One of the nation's top lineman recruits, received 22 scholarship offers which included Alabama, Clemson, Florida, Ohio State and USC
- ◆ Named first-team all-state and all-area as a junior in 2012
- ◆ Graduated with a degree from the College of Literature, Science and the Arts at Michigan
- ◆ Married his wife, Madison, in Florida during the 2020 offseason

## MASON COLE'S NFL REGULAR SEASON STATISTICS

DATE	TEAM	GP	GS
2018	Cardinals	16	16
2019	Cardinals	16	2
2020	Cardinals	14	14
2021	Vikings	14	7
<b>NFL TOTALS</b>		<b>60</b>	<b>39</b>

## 2021 GAME-BY-GAME REGULAR-SEASON STATISTICS (VIKINGS)

DATE	OPPONENT	P/S	W/L	SCORE
09/12	at Bengals	P	L	24-27+
09/19	at Cardinals	P	L	33-34
09/26	Seahawks	P	W	30-17
10/03	Browns	P	L	7-14
10/10	Lions	P	W	19-17
10/17	at Panthers	P	W	34-28+
10/31	Cowboys	P	L	16-20
11/07	at Ravens	S	L	31-34+
11/14	at Chargers	S	W	27-20
11/21	Packers	S	W	34-31
11/28	at 49ers	S	L	26-34
12/05	at Lions	S	L	27-29
12/09	Steelers	S	W	36-28
12/20	at Bears	S	W	17-9
12/26	Rams		L	23-30
01/02	at Packers		L	10-37
01/09	Bears		W	31-17
<b>2021 TOTALS</b>		<b>14-7</b>	<b>8-9</b>	

+ - Overtime

## 2020 GAME-BY-GAME REGULAR-SEASON STATISTICS (CARDINALS)

DATE	OPPONENT	P/S	W/L	SCORE
09/13	at 49ers	S	W	24-20
09/20	Football Team		W	30-15
09/27	Lions		L	23-26
10/04	at Panthers	S	L	21-31
10/11	at Jets	S	W	30-10
10/19	at Cowboys	S	W	38-10
10/25	Seahawks	S	W	37-34+
11/08	Dolphins	S	L	31-34
11/15	Bills	S	W	32-30
11/19	at Seahawks	S	L	21-28
11/29	at Patriots	S	L	17-20
12/06	Rams	S	L	28-38
12/13	at Giants	S	W	26-7
12/20	Eagles	S	W	33-26
12/26	49ers	S	L	12-20
01/03	at Rams	S	L	7-18
<b>2020 TOTALS</b>		<b>14-14</b>	<b>8-8</b>	

+ - Overtime

## 2019 GAME-BY-GAME REGULAR-SEASON STATISTICS (CARDINALS)

DATE	OPPONENT	P/S	W/L/T	SCORE
09/08	Lions	P	T	27-27+
09/15	at Ravens	P	L	17-23
09/22	Panthers	P	L	20-38
09/29	Seahawks	P	L	10-27
10/06	at Bengals	P	W	26-23
10/13	Falcons	P	W	34-33
10/20	at Giants	P	W	27-21
10/27	at Saints	P	L	9-31
10/31	49ers	S	L	25-28
11/10	at Buccaneers	S	L	27-30
11/17	at 49ers	P	L	26-36
12/01	Rams	P	L	7-34
12/08	Steelers	P	L	17-23
12/15	Browns	P	W	38-24
12/22	at Seahawks	P	W	27-13
12/29	at Rams	P	L	24-31
<b>2019 TOTALS</b>		<b>16-2</b>	<b>5-10-1</b>	

+ - Overtime

## 2018 GAME-BY-GAME REGULAR-SEASON STATISTICS (CARDINALS)

DATE	OPPONENT	P/S	W/L	SCORE
09/09	Redskins	S	L	6-24
09/16	at Rams	S	L	0-34
09/23	Bears	S	L	14-16
09/30	Seahawks	S	L	17-20
10/07	at 49ers	S	W	28-18
10/14	at Vikings	S	L	17-27
10/18	Broncos	S	L	10-45
10/28	49ers	S	W	18-15
11/11	at Chiefs	S	L	14-26
11/18	Raiders	S	L	21-23
11/25	at Chargers	S	L	10-45
12/02	at Packers	S	W	20-17
12/09	Lions	S	L	3-17
12/16	at Falcons	S	L	14-40
12/23	Rams	S	L	9-31
12/30	at Seahawks	S	L	24-27
<b>2018 TOTALS</b>		<b>16-16</b>	<b>3-13</b>	



64

## DOUG COSTIN

DEFENSIVE TACKLE

**HEIGHT:** 6-2

**WEIGHT:** 320

**COLLEGE:** Miami (Ohio)

**BORN:** October 5, 1997

**BIRTHPLACE:** West Chester, Pa.

**HOW ACQUIRED:** FA 20

**NFL EXPERIENCE:** 3rd year

## PRO CAREER

- ✦ Played in 13 games (nine starts) over his two-year NFL career (Jacksonville 2020-21)
- ✦ Made NFL debut in Week 4 of 2020 (at Cincinnati)
- ✦ Made NFL starting debut in Week 7 of 2020 (at L.A. Chargers)

## 2021 (JAGUARS/BENGALS)

- ✦ Elevated via practice squad/COVID-19 replacement in Week 17 at New England
- ✦ Saw action on the defensive line and recorded one tackle
- ✦ Signed to the Bengals practice squad in the postseason

## 2020 (JAGUARS)

- ✦ Saw action in 12 games (nine starts) during his rookie season
- ✦ Registered 32 tackles (12 solo) and added three tackles for loss, two passes defended and one fumble recovery
- ✦ Recorded four tackles (three solo), including one tackle for loss vs. Chicago in Week 16
- ✦ Recorded four tackles (two solo) and his first-career fumble recovery vs. Tennessee in Week 14

## TRANSACTIONS

- ✦ Signed a one-year contract with Pittsburgh on July 19, 2022
- ✦ Signed to the Cincinnati practice squad on Jan. 19, 2022
- ✦ Signed to the Jacksonville practice squad on Sept. 2, 2021
- ✦ Waived by Jacksonville on Aug. 31, 2021
- ✦ Signed as an undrafted free agent by Jacksonville on Apr. 28, 2020

## COLLEGE

- ✦ Played in 50 career games and posted 178 tackles, 32.5 tackles for loss, 16.5 sacks and 12 passes defended in four-year career (2016-19) at Miami (Ohio)
- ✦ Named First-Team All-MAC and tallied 58 tackles, 12 tackles for loss and 4.0 sacks and received team's Defensive MVP award as a senior in 2019
- ✦ Started all 12 games in 2018 and finished the season with 52 tackles, 10.5 tackles for loss, 6.0 sacks and two forced fumbles
- ✦ Started all 12 games as a sophomore in 2017 and finished the year with 48 tackles, 5.0 sacks and six passes defended
- ✦ Recorded 19 tackles as a freshman in 2016

## PERSONAL

- ✦ Graduated from Bishop Shanahan (Downington, Pa.) High School and earned first-team all-state as a senior
- ✦ Son of Douglas, who played college football at West Virginia, and Tina Costin

## DOUG COSTIN'S NFL REGULAR SEASON DEFENSIVE STATISTICS

DATE	TEAM	GP	GS	TACKLES							INTERCEPTIONS					O. FUMB			ST				MISC						
				TK	S	A	TFL	YDS	SK	YDS	QBH	NO	YDS	LG	TD	PD	FF	FR	TD	YDS	TK	S	A	FF	FR	S	A		
2020	Jaguars	12	9	32	12	20	3	5	0.0	0.0	1	0	0	0	0	2	0	1	0	0	0	0	0	0	0	0	0	0	0
2021	Jaguars	1	0	1	1	0	0	0	0.0	0.0	0	0	0	0	0	0	0	0	0	0	0	0	0	0	0	0	0	0	0
<b>NFL TOTALS</b>		<b>13</b>	<b>9</b>	<b>33</b>	<b>13</b>	<b>20</b>	<b>3</b>	<b>5</b>	<b>0.0</b>	<b>0.0</b>	<b>1</b>	<b>0</b>	<b>0</b>	<b>0</b>	<b>0</b>	<b>2</b>	<b>0</b>	<b>1</b>	<b>0</b>	<b>0</b>	<b>0</b>	<b>0</b>	<b>0</b>	<b>0</b>	<b>0</b>	<b>0</b>	<b>0</b>	<b>0</b>	<b>0</b>

## DOUG COSTIN'S NFL POSTSEASON DEFENSIVE STATISTICS

DATE	TEAM	GP	GS	TACKLES							INTERCEPTIONS					O. FUMB			ST				MISC						
				TK	S	A	TFL	YDS	SK	YDS	QBH	NO	YDS	LG	TD	PD	FF	FR	TD	YDS	TK	S	A	FF	FR	S	A		
2021	Bengals	0	0	0	0	0	0	0	0.0	0.0	0	0	0	0	0	0	0	0	0	0	0	0	0	0	0	0	0	0	0
<b>NFL TOTALS</b>		<b>0</b>	<b>0</b>	<b>0</b>	<b>0</b>	<b>0</b>	<b>0</b>	<b>0</b>	<b>0.0</b>	<b>0.0</b>	<b>0</b>	<b>0</b>	<b>0</b>	<b>0</b>	<b>0</b>	<b>0</b>	<b>0</b>	<b>0</b>	<b>0</b>	<b>0</b>	<b>0</b>	<b>0</b>	<b>0</b>	<b>0</b>	<b>0</b>	<b>0</b>	<b>0</b>	<b>0</b>	<b>0</b>

## SINGLE-GAME HIGHS: DEFENSIVE

Total Tackles	5 at Minnesota Vikings, Dec 06, 2020	Fumble Recoveries	1 vs. Tennessee Titans, Dec 13, 2020
	4 vs. Chicago Bears, Dec 27, 2020		1 at Indianapolis Colts, Jan 03, 2021
	...2 more at 4.		1 vs. Chicago Bears, Dec 27, 2020
Solo Tackles	3 vs. Chicago Bears, Dec 27, 2020	Tackles For Loss	...1 more at 1.
	2 vs. Tennessee Titans, Dec 13, 2020		
	...2 more at 2.		
Passes Defended	1 at Minnesota Vikings, Dec 06, 2020		
	1 vs. Pittsburgh Steelers, Nov 22, 2020		




2021 GAME-BY-GAME REGULAR-SEASON STATISTICS (JAGUARS)

DATE	OPPONENT	P/S	TACKLES							INTERCEPTIONS				O. FUMB				ST				MISC		W/L	SCORE			
			TK	S	A	SK	YDS	TFL	YDS	QBH	NO	YDS	LG	TD	PD	FF	FR	TD	YDS	TK	S	A	FF			FR	S	A
09/12	at Texans																									L	21-37	
09/19	Broncos																									L	13-23	
09/26	Cardinals																									L	19-31	
09/30	at Bengals																									L	21-24	
10/10	Titans																									L	19-37	
10/17	Dolphins																								W	23-20		
10/31	at Seahawks																									L	7-31	
11/07	Bills																									W	9-6	
11/14	at Colts																									L	17-23	
11/21	49ers																									L	10-30	
11/28	Falcons																									L	14-21	
12/05	at Rams																									L	7-37	
12/12	at Titans																									L	0-20	
12/19	Texans																									L	16-30	
12/26	at Jets																									L	21-26	
01/02	at Patriots																									L	10-50	
01/09	Colts																									W	26-11	
<b>2021 TOTALS</b>			0	0	0	0.0	0.0	0	0	0	0	0	0	0	0	0	0	0	0	0	0	0	0	0	0	0	0	3-14

2020 GAME-BY-GAME REGULAR-SEASON STATISTICS (JAGUARS)

DATE	OPPONENT	P/S	TACKLES							INTERCEPTIONS				O. FUMB				ST				MISC		W/L	SCORE			
			TK	S	A	SK	YDS	TFL	YDS	QBH	NO	YDS	LG	TD	PD	FF	FR	TD	YDS	TK	S	A	FF			FR	S	A
09/13	Colts																										W	27-20
09/20	at Titans																										L	30-33
09/24	Dolphins																										L	13-31
10/04	at Bengals	P	2	2	0	0.0	0.0	1	3	0	0	0	0	0	0	0	0	0	0	0	0	0	0	0	0	0	L	25-33
10/11	at Texans	P	1	0	1	0.0	0.0	0	0	0	0	0	0	0	0	0	0	0	0	0	0	0	0	0	0	0	L	14-30
10/18	Lions	P	4	2	2	0.0	0.0	0	0	0	0	0	0	0	0	0	0	0	0	0	0	0	0	0	0	0	L	16-34
10/25	at Chargers	S	3	0	3	0.0	0.0	0	0	0	0	0	0	0	0	0	0	0	0	0	0	0	0	0	0	0	L	29-39
11/08	Texans	S	2	0	2	0.0	0.0	0	0	0	0	0	0	0	0	0	0	0	0	0	0	0	0	0	0	0	L	25-27
11/15	at Packers																										L	20-24
11/22	Steelers	S	2	0	2	0.0	0.0	0	0	0	0	0	0	0	1	0	0	0	0	0	0	0	0	0	0	0	L	3-27
11/29	Browns	S	2	1	1	0.0	0.0	0	0	0	0	0	0	0	0	0	0	0	0	0	0	0	0	0	0	0	L	25-27
12/06	at Vikings	S	5	1	4	0.0	0.0	0	0	0	0	0	0	1	0	0	0	0	0	0	0	0	0	0	0	0	L	24-27+
12/13	Titans	S	4	2	2	0.0	0.0	0	0	1	0	0	0	0	0	1	0	0	0	0	0	0	0	0	0	0	L	10-31
12/20	at Ravens	S	2	0	2	0.0	0.0	0	0	0	0	0	0	0	0	0	0	0	0	0	0	0	0	0	0	0	L	14-40
12/27	Bears	S	4	3	1	0.0	0.0	1	2	0	0	0	0	0	0	0	0	0	0	0	0	0	0	0	0	0	L	17-41
01/03	at Colts	S	1	1	0	0.0	0.0	1	0	0	0	0	0	0	0	0	0	0	0	0	0	0	0	0	0	0	L	14-28
<b>2020 TOTALS</b>		12-9	32	12	20	0.0	0.0	3	5	1	0	0	0	0	2	0	1	0	0	0	0	0	0	0	0	0	0	1-15

+ - Overtime



78

## JAMES DANIELS

OFFENSIVE LINEMAN

**HEIGHT:** 6-4

**WEIGHT:** 327

**COLLEGE:** Iowa

**BORN:** September 13, 1997

**BIRTHPLACE:** Warren, OH

**HOW ACQUIRED:** UFA '22

### PRO CAREER

- ✦ Played in 54 games (48 starts) over his four-year NFL career (Chicago 2018-21)
- ✦ Registered 23 starts at left guard, 17 at right guard and eight at center
- ✦ Named to the 2018 ESPN.com All-Rookie team
- ✦ Made NFL debut in Week 1 of 2018 (at Green Bay)
- ✦ Made NFL starting debut in Week 8 of 2018 (vs. N.Y. Jets)

#### 2021 (BEARS)

- ✦ Started at right guard in all 17 regular-season games
- ✦ Helped pave the way for Chicago to rush for 188 yards and three rushing TDs in the Week 4 win over the Lions
- ✦ Blocked for a Bears' running game that amassed 176 yards on the ground in Week 8 vs. San Francisco

#### 2020 (BEARS)

- ✦ Started the first five games of the season at left guard; suffered a season-ending pectoral injury in Week 5 vs. Tampa Bay
- ✦ Helped the Bears rush for 149 yards in the Week 1 win at Detroit

#### 2019 (BEARS)

- ✦ Started all 16 regular-season games (eight at center, eight at left guard)
- ✦ Switched from center to left guard in Week 10 vs. Detroit

#### 2018 (BEARS)

- ✦ Appeared in all 16 regular-season games (10 starts at left guard)
- ✦ Made his first career start at left guard in Week 8 in a win over the N.Y. Jets
- ✦ Part of an offensive line that allowed just 33 sacks, tied for the third fewest in the NFC
- ✦ Started the Wild Card playoff game vs. Philadelphia (1/6/19)

### TRANSACTIONS

- ✦ Signed a three-year contract with Pittsburgh on March 15, 2022
- ✦ Signed a four-year contract with Chicago on May 10, 2018
- ✦ Drafted by the Bears in the second round (39th overall) of the 2018 NFL Draft

### COLLEGE

- ✦ Played in 37 games over three seasons at Iowa
- ✦ 2017 Academic All-Big Ten and Honorable Mention All-Big Ten by league coaches and media

### PERSONAL

- ✦ Played football at Warren G. Harding High School in Warren, Ohio
- ✦ Earned all-state honorable mention honors as a junior and senior
- ✦ First-team All-Northeast Ohio as a junior and senior, along with first team all-conference and all-county
- ✦ Three-year football letterman as offensive and defensive lineman
- ✦ Also lettered in track, tossing shot put and discus
- ✦ Father, LeShun Sr., played at Ohio State and for the Minnesota Vikings in 1997
- ✦ Older brother, LeShun Jr., spent time with three NFL teams

### JAMES DANIELS' NFL REGULAR SEASON STATISTICS

DATE	TEAM	GP	GS
2018	Bears	16	10
2019	Bears	16	16
2020	Bears	5	5
2021	Bears	17	17
<b>NFL TOTALS</b>		<b>54</b>	<b>48</b>

### JAMES DANIELS' NFL POSTSEASON STATISTICS

DATE	TEAM	GP	GS
2018	Bears	1	1
2020	Bears	0	0
<b>NFL TOTALS</b>		<b>1</b>	<b>1</b>

## 2021 GAME-BY-GAME REGULAR-SEASON STATISTICS (BEARS)

DATE	OPPONENT	P/S	W/L	SCORE
09/12	at Rams	S	L	14-34
09/19	Bengals	S	W	20-17
09/26	at Browns	S	L	6-26
10/03	Lions	S	W	24-14
10/10	at Raiders	S	W	20-9
10/17	Packers	S	L	14-24
10/24	at Buccaneers	S	L	3-38
10/31	49ers	S	L	22-33
11/08	at Steelers	S	L	27-29
11/21	Ravens	S	L	13-16
11/25	at Lions	S	W	16-14
12/05	Cardinals	S	L	22-33
12/12	at Packers	S	L	30-45
12/20	Vikings	S	L	9-17
12/26	at Seahawks	S	W	25-24
01/02	Giants	S	W	29-3
01/09	at Vikings	S	L	17-31
<b>2021 TOTALS</b>		<b>17-17</b>	<b>6-11</b>	

## 2020 GAME-BY-GAME REGULAR-SEASON STATISTICS (BEARS)

DATE	OPPONENT	P/S	W/L	SCORE
09/13	at Lions	S	W	27-23
09/20	Giants	S	W	17-13
09/27	at Falcons	S	W	30-26
10/04	Colts	S	L	11-19
10/08	Buccaneers	S	W	20-19
10/18	at Panthers	S	W	23-16
10/26	at Rams	S	L	10-24
11/01	Saints	S	L	23-26+
11/08	at Titans	S	L	17-24
11/16	Vikings	S	L	13-19
11/29	at Packers	S	L	25-41
12/06	Lions	S	L	30-34
12/13	Texans	S	W	36-7
12/20	at Vikings	S	W	33-27
12/27	at Jaguars	S	W	41-17
01/03	Packers	S	L	16-35
<b>2020 TOTALS</b>		<b>5-5</b>	<b>8-8</b>	

+ - Overtime

## 2019 GAME-BY-GAME REGULAR-SEASON STATISTICS (BEARS)

DATE	OPPONENT	P/S	W/L	SCORE
09/05	Packers	S	L	3-10
09/15	at Broncos	S	W	16-14
09/23	at Redskins	S	W	31-15
09/29	Vikings	S	W	16-6
10/06	at Raiders	S	L	21-24
10/20	Saints	S	L	25-36
10/27	Chargers	S	L	16-17
11/03	at Eagles	S	L	14-22
11/10	Lions	S	W	20-13
11/17	at Rams	S	L	7-17
11/24	Giants	S	W	19-14
11/28	at Lions	S	W	24-20
12/05	Cowboys	S	W	31-24
12/15	at Packers	S	L	13-21
12/22	Chiefs	S	L	3-26
12/29	at Vikings	S	W	21-19
<b>2019 TOTALS</b>		<b>16-16</b>	<b>8-8</b>	

## 2018 GAME-BY-GAME REGULAR-SEASON STATISTICS (BEARS)

DATE	OPPONENT	P/S	W/L	SCORE
09/09	at Packers	P	L	23-24
09/17	Seahawks	P	W	24-17
09/23	at Cardinals	P	W	16-14
09/30	Buccaneers	P	W	48-10
10/14	at Dolphins	P	L	28-31+
10/21	Patriots	P	L	31-38
10/28	Jets	S	W	24-10
11/04	at Bills	S	W	41-9
11/11	Lions	S	W	34-22
11/18	Vikings	S	W	25-20
11/22	at Lions	S	W	23-16
12/02	at Giants	S	L	27-30+
12/09	Rams	S	W	15-6
12/16	Packers	S	W	24-17
12/23	at 49ers	S	W	14-9
12/30	at Vikings	S	W	24-10
<b>2018 TOTALS</b>		<b>16-10</b>	<b>12-4</b>	

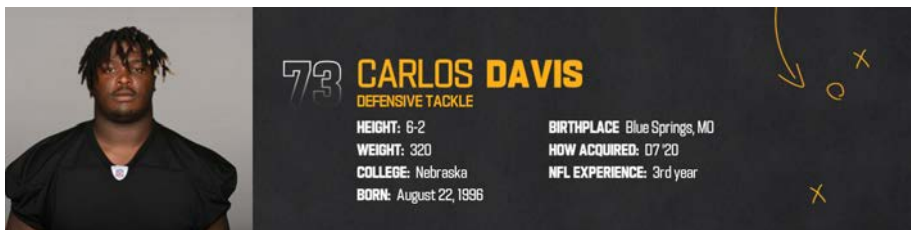
+ - Overtime

## 2020 GAME-BY-GAME POSTSEASON STATISTICS (BEARS)

DATE	OPPONENT	P/S		W/L	SCORE
01/10	at Saints		INJURED RESERVE	L	9-21
<b>2020 TOTALS</b>		<b>0-0</b>		<b>0-1</b>	

## 2018 GAME-BY-GAME POSTSEASON STATISTICS (BEARS)

DATE	OPPONENT	P/S		W/L	SCORE
01/06	Eagles	S		L	15-16
<b>2018 TOTALS</b>		<b>1-1</b>		<b>0-1</b>	



## 73 CARLOS DAVIS

DEFENSIVE TACKLE

HEIGHT: 6-2

WEIGHT: 320

COLLEGE: Nebraska

BORN: August 22, 1996

BIRTHPLACE: Blue Springs, MO

HOW ACQUIRED: 07/20

NFL EXPERIENCE: 3rd year

### PRO CAREER

- ✦ Played in 11 career games (no starts)
- ✦ Made NFL debut in Week 9 of 2020 at Dallas

#### 2021 (STEELERS)

- ✦ Played in four regular-season game (no starts)
- ✦ Recorded five tackles (three solo)

#### 2020 (STEELERS)

- ✦ Played in seven regular-season game (no starts)
- ✦ Made NFL debut in Week 9 at Dallas and registered two tackles, two solo, and one tackle for loss
- ✦ Recorded two tackles, one solo, in Week 16 vs. Indianapolis

### TRANSACTIONS

- ✦ Signed four-year contract with Pittsburgh on July 25, 2020
- ✦ Drafted by the Steelers in the seventh round (232nd overall) of the 2020 NFL Draft

### COLLEGE

- ✦ Four-year letterwinner at Nebraska (2015-19)
- ✦ Honorable-Mention All-Big Ten (2018)
- ✦ Honorable-Mention BTN All-Freshman Team (2016)
- ✦ Nebraska Most Improved Player (2016)
- ✦ Two-Time Nebraska Scholar-Athlete Honor Roll
- ✦ Brook Berringer Citizenship Team (2016, 2017, 2018)
- ✦ Tom Osborne Citizenship Team (2016, 2017, 2018)
- ✦ NCAA Track & Field Second-Team All-American (2019, Discus)
- ✦ NCAA Track & Field Honorable-Mention All-American (2018, Discus)
- ✦ Started 11 of 12 games at defensive end as a senior in 2019, missing the Wisconsin game due to injury
- ✦ Totaled 32 tackles, which ranked second among Nebraska's defensive linemen, behind his twin brother Khalil
- ✦ Ranked second on the team behind his twin brother with 4.0 sacks
- ✦ Against Northern Illinois, tied his career high with 6 tackles and 2.0 TFLs, while setting a career high with 1.5 sacks as Nebraska kept the Huskies out of the end zone
- ✦ Added four tackles each against Ohio State, Northwestern and Minnesota, while forcing the first fumble of his career against the Gophers
- ✦ Eight-time letterwinner at Nebraska (four in both football and track)
- ✦ Along with twin brother, Khalil, first Huskers in more than 50 years to be eight-time letterwinners and just the ninth and 10th eight-time letterwinners in the history of Nebraska Athletics
- ✦ Graduated with a degree in child, youth and family studies

### PERSONAL

- ✦ Attended Blue Springs HS (Blue Springs, Mo.)
- ✦ Ranked among the top five players in Missouri and the top 25 defensive tackles in the country by Rivals.com, 247 Sports and Scout
- ✦ Rated as the No. 201 overall prospect in the country by Scout
- ✦ Recorded 64 tackles, including an impressive 33 TFLs, 18 sacks and 21 QB pressures as a senior
- ✦ Helped the Wildcats to an 8-4 record and a trip to the third round of the Class 6 state playoffs
- ✦ Missouri Coaches Association Class 6 Defensive Player of the Year in 2014
- ✦ Earned the prestigious Buck Buchanan Award at the Simone ceremony
- ✦ Class 6 all-state pick for the second straight year and earned All-Metro honors from the Kansas City Star
- ✦ Helped lead Blue Springs to a Class 5 Missouri State Championship Track & Field title in 2015, capturing first-place finishes in shot put and discus in the process
- ✦ Had a throw of 214-4 in the discus as a senior, the best prep mark in the nation in 2015
- ✦ Son of Carl and Tracy Davis
- ✦ Older of the Davis twins by five minutes
- ✦ Volunteered his time with the Nebraska Football Road Race, a Mother/Son Event, Husker Heroes, the FCA and local school and hospital visits

### COMMUNITY

- ✦ Joined virtual meet ups for Foster Love Project's Teen Connections Group to talk with foster and adopted youth about similar feelings and challenges.



## CARLOS DAVIS' NFL REGULAR SEASON DEFENSIVE STATISTICS

DATE	TEAM	GP	GS	TACKLES						INTERCEPTIONS					O. FUMB			ST				MISC				
				TK	S	A	TFL	YDS	SK	YDS	QBH	NO	YDS	LG	TD	PD	FF	FR	TD	YDS	TK	S	A	FF	FR	S
2020	Steelers	7	0	6	4	2	1	4	0.0	0.0	0	0	0	0	0	0	0	0	0	0	0	0	0	0	0	0
2021	Steelers	4	0	5	3	2	1	0	0.0	0.0	0	0	0	0	0	0	0	0	0	0	0	0	0	0	0	
NFL TOTALS		11	0	11	7	4	2	4	0.0	0.0	0	0	0	0	0	0	0	0	0	0	0	0	0	0	0	

## CARLOS DAVIS' NFL POSTSEASON DEFENSIVE STATISTICS

DATE	TEAM	GP	GS	TACKLES						INTERCEPTIONS					O. FUMB			ST				MISC			
				TK	S	A	TFL	YDS	SK	YDS	QBH	NO	YDS	LG	TD	PD	FF	FR	TD	YDS	TK	S	A	FF	FR
2020	Steelers	1	0	0	0	0	0	0	0.0	0.0	0	0	0	0	0	0	0	0	0	0	0	0	0	0	0
2021	Steelers	0	0	0	0	0	0	0	0.0	0.0	0	0	0	0	0	0	0	0	0	0	0	0	0	0	0
NFL TOTALS		1	0	0	0	0	0	0	0.0	0.0	0	0	0	0	0	0	0	0	0	0	0	0	0	0	0

## SINGLE-GAME HIGHS: DEFENSIVE

Total Tackles 3 at Kansas City Chiefs, Dec 26, 2021  
2 vs. Indianapolis Colts, Dec 27, 2020  
...1 more at 2.

Tackles For Loss 1 at Kansas City Chiefs, Dec 26, 2021  
1 at Dallas Cowboys, Nov 08, 2020

Solo Tackles 2 at Dallas Cowboys, Nov 08, 2020  
1 at Kansas City Chiefs, Dec 26, 2021  
...4 more at 1.

## 2021 GAME-BY-GAME REGULAR-SEASON STATISTICS (STEELERS)

DATE	OPPONENT	P/S	TACKLES						INTERCEPTIONS					O. FUMB			ST				MISC		W/L	SCORE			
			TK	S	A	SK	YDS	TFL	YDS	QBH	NO	YDS	LG	TD	PD	FF	FR	TD	YDS	TK	S	A			FF	FR	S
09/12	at Bills	P	1	1	0	0.0	0.0	0	0	0	0	0	0	0	0	0	0	0	0	0	0	0	0	0	0	W	23-16
09/19	Raiders		ON INACTIVE LIST																							L	17-26
09/26	Bengals		ON INACTIVE LIST																							L	10-24
10/03	at Packers		ON INACTIVE LIST																							L	17-27
10/10	Broncos		ON INACTIVE LIST																							W	27-19
10/17	Seahawks		ON INACTIVE LIST																							W	23-20+
10/31	at Browns		INJURED RESERVE																							W	15-10
11/08	Bears		INJURED RESERVE																							W	29-27
11/14	Lions		INJURED RESERVE																							T	16-16
11/21	at Chargers		INJURED RESERVE																							L	37-41
11/28	at Bengals		INJURED RESERVE																							L	10-41
12/05	Ravens		ON INACTIVE LIST																							W	20-19
12/09	at Vikings		INACTIVE																							L	28-36
12/19	Titans	P	1	1	0	0.0	0.0	0	0	0	0	0	0	0	0	0	0	0	0	0	0	0	0	0	W	19-13	
12/26	at Chiefs	P	3	1	2	0.0	0.0	1	0	0	0	0	0	0	0	0	0	0	0	0	0	0	0	0	0	L	10-36
01/03	Browns	P	0	0	0	0.0	0.0	0	0	0	0	0	0	0	0	0	0	0	0	0	0	0	0	0	0	W	26-14
01/09	at Ravens		ON INACTIVE LIST																							W	16-13+
2021 TOTALS		4-0	5	3	2	0.0	0.0	1	0	0	0	0	0	0	0	0	0	0	0	0	0	0	0	0	0	9-7-1	

+ - Overtime

## 2021 GAME-BY-GAME POSTSEASON STATISTICS (STEELERS)

DATE	OPPONENT	P/S	TACKLES						INTERCEPTIONS					O. FUMB			ST				MISC		W/L	SCORE			
			TK	S	A	SK	YDS	TFL	YDS	QBH	NO	YDS	LG	TD	PD	FF	FR	TD	YDS	TK	S	A			FF	FR	S
01/16	at Chiefs		INACTIVE																							L	21-42
2021 TOTALS			0	0	0	0.0	0.0	0	0	0	0	0	0	0	0	0	0	0	0	0	0	0	0	0	0	0-1	

## 2020 GAME-BY-GAME POSTSEASON STATISTICS (STEELERS)

DATE	OPPONENT	P/S	TACKLES						INTERCEPTIONS					O. FUMB			ST				MISC		W/L	SCORE			
			TK	S	A	SK	YDS	TFL	YDS	QBH	NO	YDS	LG	TD	PD	FF	FR	TD	YDS	TK	S	A			FF	FR	S
01/10	Browns	P	0	0	0	0.0	0.0	0	0	0	0	0	0	0	0	0	0	0	0	0	0	0	0	0	0	L	37-48
2020 TOTALS		1-0	0	0	0	0.0	0.0	0	0	0	0	0	0	0	0	0	0	0	0	0	0	0	0	0	0	0-1	





**KHALIL DAVIS**  
DEFENSIVE TACKLE

**HEIGHT:** 6-1  
**WEIGHT:** 308  
**COLLEGE:** Nebraska  
**BORN:** August 22, 1986

**BIRTHPLACE:** Blue Springs, MO  
**HOW ACQUIRED:** W 21 (TB)  
**NFL EXPERIENCE:** 3rd year



### PRO CAREER

- ✦ Played in three career games (no starts)
- ✦ Made NFL debut in Week 12 of 2020 vs Kansas City

#### 2021 (BUCCANEERS/COLTS/STEELERS)

- ✦ Spent time on the roster in Tampa Bay, Indianapolis and Pittsburgh
- ✦ Saw action in one game for the Colts

#### 2020 (BUCCANEERS)

- ✦ Saw action in two regular-season games

### TRANSACTIONS

- ✦ Signed by Pittsburgh to a future contract on Jan. 18, 2022
- ✦ Signed to the Pittsburgh Steelers' practice squad on Nov. 11, 2021
- ✦ Waived by Indianapolis on Oct. 30, 2021
- ✦ Acquired by the Indianapolis Colts via waivers from Tampa Bay on Oct. 4, 2021
- ✦ Waived by Tampa Bay on Oct. 2, 2021
- ✦ Drafted by the Tampa Bay Buccaneers in the 6th round (194th overall) of the 2020 NFL Draft

### COLLEGE

- ✦ Saw action in 47 games at Nebraska, missing only one game in his career due to a Big Ten suspension
- ✦ Third-Team All-Big Ten (2019, Coaches)
- ✦ Honorable-Mention All-Big Ten (2019, Media; 2018, Media)
- ✦ Nebraska Defensive Lineman of the Year (2018, 2019)
- ✦ NCAA Track & Field Honorable-Mention All-American (2019, Discus)
- ✦ Nebraska Scholar-Athlete Honor Roll (Spring 2017)
- ✦ Brook Berringer Citizenship Team (2016, 2017, 2018)
- ✦ Tom Osborne Citizenship Team (2016, 2017, 2018)
- ✦ Over his four-year career, registered 106 tackles (62 solo) 23 tackles for loss, 13.0 sacks, two passes defended, two forced fumbles and one fumble recovery
- ✦ His 8.0 sacks as a senior in 2019 led all Huskers
- ✦ Recorded a career-high 2.5 sacks at Maryland on Nov. 23, 2019
- ✦ Eight-time letterwinner at Nebraska (four in both football and track)
- ✦ Along with twin brother, Carlos, first Huskers in more than 50 years to be eight-time letterwinners and just the ninth and 10th eight-time letterwinners in the history of Nebraska Athletics

### PERSONAL

- ✦ Attended Blue Springs HS (Blue Springs, Mo.)
- ✦ Talled 60 tackles, including 26 for loss, and had 9.5 sacks as a senior, while doubling as an offensive lineman for the second half of the season
- ✦ Was a first-team Class 6 all-state selection by the Missouri High School Coaches Association and earned All-Metro honors from the Kansas City Star (2014)
- ✦ Helped the Wildcats to an 8-4 record and a trip to the third round of the Class 6 state playoffs
- ✦ Recorded 62 tackles, including 26 tackles for loss, 4.0 sacks, a forced fumble, two fumble recoveries and a pass breakup as a junior
- ✦ Recorded 64 tackles, including an impressive 33 TFLs, 18 sacks and 21 QB pressures as a senior
- ✦ Helped lead Blue Springs to a Class 5 Missouri State Championship Track & Field title in 2015, capturing second-place finishes in shot put and discus in the process, losing to only his twin brother
- ✦ Son of Carl and Tracy Davis
- ✦ Younger of the Davis twins by five minutes
- ✦ Volunteered his time with the Nebraska Football Road Race, a Mother/Son Event, Husker Heroes, the FCA and local school and hospital visits

### COMMUNITY

- ✦ Joined virtual meet ups for Foster Love Project's Teen Connections Group to talk with foster and adopted youth about similar feelings and challenges.

KHALIL DAVIS' NFL REGULAR SEASON DEFENSIVE STATISTICS

DATE	TEAM	GP	GS	TACKLES							INTERCEPTIONS				O. FUMB			ST			MISC						
				TK	S	A	TFL	YDS	SK	YDS	QBH	NO	YDS	LG	TD	PD	FF	FR	TD	YDS	TK	S	A	FF	FR	S	A
2020	Buccaneers	2	0	2	1	1	0	0	0.0	0.0	0	2	0	0	0	0	0	0	0	0	0	0	0	0	0	0	0
2021	Buccaneers	0	0	0	0	0	0	0	0.0	0.0	0	0	0	0	0	0	0	0	0	0	0	0	0	0	0	0	
Went from Tampa Bay to Indianapolis.																											
2021	Colts	1	0	0	0	0	0	0	0.0	0.0	0	0	0	0	0	0	0	0	0	0	0	0	0	0	0	0	0
Went from Indianapolis to Pittsburgh.																											
2021	Steelers	0	0	0	0	0	0	0	0.0	0.0	0	0	0	0	0	0	0	0	0	0	0	0	0	0	0	0	0
2021	TOTAL	1	0	0	0	0	0	0	0.0	0.0	0	0	0	0	0	0	0	0	0	0	0	0	0	0	0	0	0
NFL TOTALS		3	0	2	1	1	0	0	0.0	0.0	0	2	0	0	0	0	0	0	0	0	0	0	0	0	0	0	0

KHALIL DAVIS' NFL POSTSEASON DEFENSIVE STATISTICS

DATE	TEAM	GP	GS	TACKLES							INTERCEPTIONS				O. FUMB			ST			MISC						
				TK	S	A	TFL	YDS	SK	YDS	QBH	NO	YDS	LG	TD	PD	FF	FR	TD	YDS	TK	S	A	FF	FR	S	A
2020	Buccaneers	2	0	0	0	0	0	0	0.0	0.0	0	0	0	0	0	0	0	0	0	0	0	0	0	0	0	0	0
2021	Steelers	0	0	0	0	0	0	0	0.0	0.0	0	0	0	0	0	0	0	0	0	0	0	0	0	0	0	0	
NFL TOTALS		2	0	0	0	0	0	0	0.0	0.0	0	0	0	0	0	0	0	0	0	0	0	0	0	0	0	0	0

SINGLE-GAME HIGHS: DEFENSIVE

Total Tackles 1 vs. Atlanta Falcons, Jan 03, 2021 Solo Tackles 1 vs. Kansas City Chiefs, Nov 29, 2020  
 1 vs. Kansas City Chiefs, Nov 29, 2020

2021 GAME-BY-GAME REGULAR-SEASON STATISTICS (BUCCANEERS/COLTS/STEELERS)

DATE	OPPONENT	P/S	TACKLES							INTERCEPTIONS				O. FUMB			ST			MISC		W/L	SCORE					
			TK	S	A	SK	YDS	TFL	YDS	QBH	NO	YDS	LG	TD	PD	FF	FR	TD	YDS	TK	S			A	FF	FR	S	A
09/09	Cowboys																									W	31-29	
09/19	Falcons																									W	48-25	
09/26	at Rams																									L	24-34	
10/03	at Patriots																									W	19-17	
Went from Buccaneers to Colts.																												
10/11	at Ravens																									L	25-31+	
10/17	Texans	P	0	0	0	0.0	0.0	0	0	0	0	0	0	0	0	0	0	0	0	0	0	0	0	0	0	0	W	31-3
10/24	at 49ers																									W	30-18	
10/31	Titans																									L	31-34+	
11/04	Jets																									W	45-30	
11/14	Jaguars																									W	23-17	
11/21	at Bills																									W	41-15	
11/28	Buccaneers																									L	31-38	
12/05	at Texans																									W	31-0	
Went from Colts to Steelers.																												
12/09	at Vikings																									L	28-36	
Went from Steelers to Colts.																												
12/18	Patriots																									W	27-17	
12/25	at Cardinals																									W	22-16	
01/02	Raiders																									L	20-23	
01/09	at Jaguars																									L	11-26	
2021 TOTALS		1-0	0	0	0	0.0	0.0	0	0	0	0	0	0	0	0	0	0	0	0	0	0	0	0	0	0	0	11-7	
+ - Overtime																												

2020 GAME-BY-GAME REGULAR-SEASON STATISTICS (BUCCANEERS)

DATE	OPPONENT	P/S	TACKLES							INTERCEPTIONS				O. FUMB			ST			MISC		W/L	SCORE					
			TK	S	A	SK	YDS	TFL	YDS	QBH	NO	YDS	LG	TD	PD	FF	FR	TD	YDS	TK	S			A	FF	FR	S	A
09/13	at Saints																									L	23-34	
09/20	Panthers																									W	31-17	
09/27	at Broncos																									W	28-10	
10/04	Chargers																									W	38-31	
10/08	at Bears																									L	19-20	
10/18	Packers																									W	38-10	
10/25	at Raiders																									W	45-20	
11/02	at Giants																									W	25-23	
11/08	Saints																									L	3-38	
11/15	at Panthers																									W	46-23	
11/23	Rams																									L	24-27	
11/29	Chiefs	P	1	1	0	0.0	0.0	0	0	1	0	0	0	0	0	0	0	0	0	0	0	0	0	0	0	0	L	24-27
12/13	Vikings																									W	26-14	
12/20	at Falcons																									W	31-27	
12/26	at Lions																									W	47-7	
01/03	Falcons	P	1	0	1	0.0	0.0	0	0	1	0	0	0	0	0	0	0	0	0	0	0	0	0	0	0	W	44-27	
2020 TOTALS		2-0	2	1	1	0.0	0.0	0	0	2	0	0	0	0	0	0	0	0	0	0	0	0	0	0	0	0	11-5	

2021 GAME-BY-GAME POSTSEASON STATISTICS (STEELERS)

DATE	OPPONENT	P/S	TACKLES							INTERCEPTIONS				O. FUMB			ST			MISC		W/L	SCORE				
			TK	S	A	SK	YDS	TFL	YDS	QBH	NO	YDS	LG	TD	PD	FF	FR	TD	YDS	TK	S			A	FF	FR	S
01/16	at Chiefs																									L	21-42
2021 TOTALS			0	0	0	0.0	0.0	0	0	0	0	0	0	0	0	0	0	0	0	0	0	0	0	0	0	0	0-1

## 2020 GAME-BY-GAME POSTSEASON STATISTICS (BUCCANEERS)

DATE	OPPONENT	P/S	TACKLES							INTERCEPTIONS					O. FUMB			ST				MISC		W/L	SCORE				
			TK	S	A	SK	YDS	TFL	YDS	QBH	NO	YDS	LG	TD	PD	FF	FR	TD	YDS	TK	S	A	FF			FR	S	A	
01/09	at Football Team	P	0	0	0	0.0	0.0	0	0	0	0	0	0	0	0	0	0	0	0	0	0	0	0	0	0	0	0	W	31-23
01/17	at Saints	P	0	0	0	0.0	0.0	0	0	0	0	0	0	0	0	0	0	0	0	0	0	0	0	0	0	0	W	30-20	
01/24	at Packers																										W	31-26	
02/07	Chiefs																										W	31-9	
2020 TOTALS		2-0	0	0	0	0.0	0.0	0	0	0	0	0	0	0	0	0	0	0	0	0	0	0	0	0	0	0	4-0		



**67** **JAKE DIXON**  
OFFENSIVE TACKLE

**HEIGHT:** 6-6  
**WEIGHT:** 290  
**COLLEGE:** Duquesne  
**BORN:** October 18, 1997

**BIRTHPLACE:** Pittsburgh, PA  
**HOW ACQUIRED:** UDFA '22  
**NFL EXPERIENCE:** R

### PRO CAREER

- ✦ Has yet to make NFL debut

### TRANSACTIONS

- ✦ Signed by the Steelers as an undrafted rookie free agent on May 1, 2022


### COLLEGE


- ✦ Played in 50 games at Duquesne
- ✦ STATS FCS Doris Robinson Scholar-Athlete Award Finalist (2021)
- ✦ William V Campbell Trophy Semifinalist (2021)
- ✦ AFCA Coaches' Second Team All-American (2020)
- ✦ ALL-NEC First Team (2020, 2021)
- ✦ NEC Commissioners Honor Roll (2017, 2018, 2019, 2020, 2021)
- ✦ NEC Academic Honor Roll (2017, 2018, 2019, 2020, 2021)

### PERSONAL

- ✦ Attended Lewis University (near Chicago) where he was part of a Division I volleyball recruiting class ranked No. 2 nationally
- ✦ Was recruited by Stanford and Penn State in volleyball
- ✦ Earned 11 varsity letters at Bethel Park, including four in volleyball, four in basketball and three in football
- ✦ Had 43 receptions for 800 yards and 12 touchdowns as a three-year starter at tight end
- ✦ Earned a spot on the Pittsburgh Post-Gazette South Fabulous 22 in football
- ✦ Was a first team all-state volleyball player and high honor roll student
- ✦ Was one of 22 players in the country chosen to attend training camp for the Junior Olympic Volleyball Team in July of 2016
- ✦ Received FCS football interest from Duquesne, Davidson and Bucknell before initially committing to play volleyball
- ✦ His mother, Julie Blanc, played volleyball at Duquesne.
- ✦ Is the cousin of former Dukes QB/WR Connor Dixon (2008-11)








**KEVIN DOTSON**  
OFFENSIVE LINEMAN

<b>HEIGHT:</b> 6-4	<b>BIRTHPLACE:</b> Plaquemine, LA
<b>WEIGHT:</b> 321	<b>HOW ACQUIRED:</b> D4b 20
<b>COLLEGE:</b> Louisiana	<b>NFL EXPERIENCE:</b> 3rd year
<b>BORN:</b> September 18, 1996	



## PRO CAREER

- ✦ Played in 22 career games (13 starts)
- ✦ Made NFL debut in Week 1 of 2020 (at N.Y. Giants)
- ✦ Made NFL starting debut in Week 2 of 2020 (vs. Denver)

### 2021 (STEELERS)

- ✦ Left the Week 3 game at Green Bay with a hip injury and did not return
- ✦ Blocked for 100-yard rusher (Najee Harris, 122) and 100-yard receiver (Chase Claypool, 130) in Week 5 vs Denver
- ✦ Left the Week 10 game vs Detroit with a leg injury and did not return. Placed on IR the following week.

### 2020 (STEELERS)

- ✦ Played in 13 regular-season games (four starts)
- ✦ Made NFL debut in Week 1 of 2020 at N.Y. Giants
- ✦ Made NFL starting debut in Week 2 of 2020 vs. Denver (at right guard after injuries to both G David DeCastro and G Stfen Wisniewski)
- ✦ Part of an offensive line that surrendered just 14 sacks, which was the lowest total in the NFL
- ✦ The 14 sacks allowed by the Steelers were the fewest allowed by the team and tied for the ninth fewest allowed in the League since 1982 when sacks became an official statistic
- ✦ Steelers allowed 1.0 sack or less in 12 games this season, including six games without a sack
- ✦ Pittsburgh did not allow a sack over a five-game stretch (Nov. 8-Dec. 7)
- ✦ The five-game streak without surrendering a sack is the franchise's longest streak since 1982 when sacks became an official statistic
- ✦ The five-game streak without allowing a sack is tied for the third longest in the NFL since 1982 when sacks became an official statistic
- ✦ Inactive both Week 10 (vs. Cincinnati) and Week 11 (at Jacksonville) on Reserve/COVID-19 List
- ✦ Inactive in Week 15 (at Cincinnati) due to a shoulder injury

## TRANSACTIONS

- ✦ Signed a four-year contract with Pittsburgh on July 25, 2020
- ✦ Drafted by the Steelers in the fourth round (135th overall) of the 2020 NFL Draft

## COLLEGE

- ✦ Four-year letterwinner at Louisiana (2015-19)
- ✦ 2019 Associated Press First Team All-American
- ✦ 2019 USA Today First Team All-American
- ✦ 2019 Sports Illustrated First Team All-American
- ✦ 2019 Pro Football Focus First Team All-American
- ✦ 2019 Sporting News Second Team All-American
- ✦ 2019 First Team All-Sun Belt Conference
- ✦ 2019 All-Louisiana First Team
- ✦ 2018 First Team All-Sun Belt Conference
- ✦ 2017 Second Team All-Sun Belt Conference
- ✦ 2017 Second Team All-Louisiana
- ✦ 2016 Sun Belt Conference All-Newcomer Team
- ✦ One of the highest-graded offensive linemen in the nation as a redshirt senior in 2019
- ✦ Started all 14 of Louisiana's games
- ✦ Second player in school history to earn AP All-America honors after Orlando Thomas garnered third-team honors in 1993 and second-team honors in 1994
- ✦ First player in program history to be named a First-Team All American by the other publications
- ✦ Named First-Team All-Sun Belt and First-Team All-Louisiana
- ✦ Made his 52nd career start against Miami (Ohio) in the LendingTree Bowl, the second most by any offensive lineman in 2019
- ✦ Helped pave the way for a Louisiana ground attack that finished the year ranked third nationally in yards per rush (6.28), fourth nationally in rushing TDs (42), sixth nationally in rushing yards per game (257.4) and seventh nationally in total rushing yards (3,604)
- ✦ Part of an offensive line that ranked fifth nationally and first in the Sun Belt in sacks allowed (1.07)
- ✦ Participated in the East-West Shrine Bowl
- ✦ Graduated with a degree in mass communication

## PERSONAL

- ✦ Attended Plaquemine High School (Plaquemine, La.)
- ✦ Rated as the No. 4 guard in the state of Louisiana by Rivals.com
- ✦ Three-time all-district selection
- ✦ Helped lead the Green Devils to a 13-2 record and a berth in the Class 4A state semifinals
- ✦ Named to the Class 4A All-State team
- ✦ Named to the NOLA.com/The Times Picayune All-Baton Rouge Area Football Team
- ✦ Played in the Louisiana High School Coaches Association All-Star Game
- ✦ Son of Kelcy and Denise Dotson
- ✦ Father played football at Louisiana from 1995-96
- ✦ Mother ran track at McNeese State
- ✦ One brother, Kenny, and one sister, Payton
- ✦ Uncles, Alvin and Dennis McKinley, played in the NFL for the Cleveland Browns and Arizona Cardinals, respectively

## KEVIN DOTSON'S NFL REGULAR SEASON STATISTICS

DATE	TEAM	GP	GS
2020	Steelers	13	4
2021	Steelers	9	9
<b>NFL TOTALS</b>		<b>22</b>	<b>13</b>

## KEVIN DOTSON'S NFL POSTSEASON STATISTICS

DATE	TEAM	GP	GS
2020	Steelers	1	0
2021	Steelers	0	0
<b>NFL TOTALS</b>		<b>1</b>	<b>0</b>

## 2021 GAME-BY-GAME REGULAR-SEASON STATISTICS (STEELERS)

DATE	OPPONENT	P/S	W/L/T	SCORE
09/12	at Bills	S	W	23-16
09/19	Raiders	S	L	17-26
09/26	Bengals	S	L	10-24
10/03	at Packers	S	L	17-27
10/10	Broncos	S	W	27-19
10/17	Seahawks	S	W	23-20+
10/31	at Browns	S	W	15-10
11/08	Bears	S	W	29-27
11/14	Lions	S	T	16-16
11/21	at Chargers		L	37-41
11/28	at Bengals		L	10-41
12/05	Ravens		W	20-19
12/09	at Vikings		L	28-36
12/19	Titans		W	19-13
12/26	at Chiefs		L	10-36
01/03	Browns		W	26-14
01/09	at Ravens		W	16-13+
<b>2021 TOTALS</b>		<b>9-9</b>	<b>9-7-1</b>	

+ = Overtime

## 2021 GAME-BY-GAME POSTSEASON STATISTICS (STEELERS)

DATE	OPPONENT	P/S	W/L	SCORE
01/16	at Chiefs		L	21-42
<b>2021 TOTALS</b>		<b>0-0</b>	<b>0-1</b>	

## 2020 GAME-BY-GAME POSTSEASON STATISTICS (STEELERS)

DATE	OPPONENT	P/S	W/L	SCORE
01/10	Browns	P	L	37-48
<b>2020 TOTALS</b>		<b>1-0</b>	<b>0-1</b>	



40

## MATAEO DURANT

RUNNING BACK

**HEIGHT:** 6-1

**WEIGHT:** 195

**COLLEGE:** Duke

**BORN:** December 4, 1998

**BIRTHPLACE:** Palm Beach, SC

**HOW ACQUIRED:** UDFA '22

**NFL EXPERIENCE:** R

### PRO CAREER

- ✦ Has yet to make NFL debut

### TRANSACTIONS


- ✦ Signed by the Pittsburgh Steelers as an undrafted rookie free agent on May 10, 2022

### COLLEGE

- ✦ Missed only four games during tenure at Duke (44 career games with 12 starts)
- ✦ Rushed 489 times for 2,562 yards (5.24) with 18 TDs and caught 55 passes for 488 yards (8.87) with four TDs
- ✦ Became the ninth player to surpass the 2,000-rushing yard mark during their career
- ✦ Amassed 3,050 career all-purpose yards
- ✦ Scored 132 career points (22 TDs)
- ✦ Rushed for 50+ yards in 21 career games
- ✦ Topped the 100-yard plateau on the ground 10 times, including a career-best 255 yards against Charlotte in 2021
- ✦ Had 19 rushing attempts of 20+ yards, including a career-long 64-yard TD jaunt versus Florida State in 2020
- ✦ Rushed for 1,241 yards in 2021 to set a new single-season program record
- ✦ Set a single-game program record against Georgia Tech in 2021 with 43 rushing attempts
- ✦ Joined teammate Deon Jackson in 2020 to become the fourth pair of running backs to eclipse the 600-yard mark on the ground during the same season
- ✦ Recorded back-to-back seasons with 800+ plus yards to become the second Blue Devil all-time to rush for 800+ yards in consecutive seasons, joining Steve Jones (1970- 854, 1971- 861, 1972-1,236)
- ✦ Posted 17 games with 2+ pass receptions, including a career-high five catches against Virginia in 2021
- ✦ Had 10 games with 25+ receiving yards, including a career-best 62 yards against Kansas in 2021
- ✦ Held eight career TDs of 20+ yards (seven rushing, one receiving)
- ✦ Graduated third in Duke history with 10 100-yard rushing games, fourth in rushing yards, sixth in highest average per rushing attempt, eighth in rushing attempts, and tied for 13th in rushing TDs
- ✦ Also finished tied for sixth in program history with four career TD receptions by a running back
- ✦ Played 1,570 career snaps.
- ✦ Graduated from Duke in December, 2021 with a psychology degree

### PERSONAL

- ✦ Lettered four seasons at McCormick High School under coach Paul Pratt
- ✦ Three-star prospect according to ESPN.com, Rivals.com and 247Sports.com
- ✦ Charted as the No. 49 running back in the country by Rivals.com and the No. 66 running back in the nation by ESPN.com
- ✦ Selected to play in the Shrine Bowl of the Carolinas
- ✦ 2017 South Carolina Football Coaches Association Upper State Running Back of the Year choice
- ✦ Class A-Region 1 Player of the Year selection as a junior and senior
- ✦ During his senior year, helped McCormick to a 6-5 record and state playoff berth by rushing for 1,551 yards and 19 TDs on 159 carries
- ✦ Helped McCormick to consecutive Region 1-A titles in 2016 and 2017
- ✦ As a junior, rushed for 1,375 yards and 17 TDs in six games
- ✦ During his sophomore campaign, rushed for 1,349 yards and 16 TDs on 144 carries
- ✦ During his freshman year, totaled 1,979 yards on 177 carries with 26 TDs
- ✦ Also played basketball and earned South Carolina Basketball Coaches Association all-state accolades as a junior
- ✦ Member of the track and field program as a sprinter and earned regional championships in the 100 meters, 200 meters and 4x100-meter relay
- ✦ In 2017, earned a third place finish at the state meet in both the 100 and 200 meters
- ✦ In 2018, placed second in the 200 meters (22.81 seconds) and third in the 100 meters (11.03 seconds) at the state meet
- ✦ Following senior year, named one of the five national finalists for the Franklin D. Watkins Memorial Award, an honor presented to the nation's top African-American high school scholar-athlete, joining former Duke lettermen Zavier Carmichael, Rakavius Chambers, Matt Daniels, Brandon Hill, Vince Oghobaase, and Deion Williams, along with current team members Jaylen Coleman, Jordan Moore and Michael Reese as finalists for the award.
- ✦ Son of Nakisha and George Durant
- ✦ Cousin, Davon Durant, played football at Marshall University (2013-17).



34

## TERRELL EDMUNDS

SAFETY

**HEIGHT:** 6-1

**WEIGHT:** 217

**COLLEGE:** Virginia Tech

**BORN:** January 20, 1997

**BIRTHPLACE:** Danville, VA

**HOW ACQUIRED:** 01/18

**NFL EXPERIENCE:** 5th year

### PRO CAREER

- ✦ Has played in 64 games (60 starts) over his four-year NFL career (all with Steelers)
- ✦ Has registered 335 tackles (232 solo), 21 passes defended, seven quarterback hits, 12 tackles for loss, five interceptions, 3.0 sacks and one fumble recovery
- ✦ Recipient of the 2021 Week 10 NFL Way to Play Award for his performance vs Detroit
- ✦ Made NFL debut in Week 1 of 2018 (at Cleveland)
- ✦ Made NFL starting debut in Week 1 of 2018 (at Cleveland)

#### 2021 (STEELERS)

- ✦ Registered the Steelers' first interception of 2021, picking off Bengals QB Joe Burrow on a pass tipped by S Minkah Fitzpatrick in Week 3 vs Cincinnati
- ✦ Made a career-high two tackles for loss in Week 2 vs Las Vegas and tied that total again in Week 10 vs Detroit
- ✦ Talled a career-high three passes defended in Week 17 at Baltimore, while also collecting his second career interception

#### 2020 (STEELERS)

- ✦ Started 12 of the 15 regular-season games he played
- ✦ Recorded 68 tackles (46 solo), eight passes defended, two interceptions, one tackle for loss, one quarterback hit and 1.0 sack
- ✦ Inactive in Week 17 at Cleveland

#### 2019 (STEELERS)

- ✦ Started all 16 games for the first time in his career
- ✦ Notched 105 tackles (71 solo) marking his first 100+ tackle season and finished second on the team in tackles
- ✦ Added three passes defended, two quarterback hits and two tackles for loss
- ✦ Led the team with a career-high 11 tackles (eight solo) and added one pass defended in Week 2 vs. Seattle
- ✦ Led the Steelers' secondary with 10 tackles (seven solo) and added two quarterback hits in Week 3 at San Francisco
- ✦ Led the team with a career-high 11 tackles (10 solo) in Week 15 vs. Buffalo

#### 2018 (STEELERS)

- ✦ Started 15 of 16 regular-season games played as a rookie
- ✦ Played 92.5% of the defensive snaps in 2018, second-most on the defense
- ✦ Finished tied for third on the team in tackles (78 / 55 solo) and added 1.0 sack, one interception, four passes defended and three quarterback hits
- ✦ Recorded the first interception of his NFL career (QB Ryan Fitzpatrick) in Week 3 at Tampa Bay
- ✦ Registered the first defensive fumble recovery of his NFL career (forced by S Sean Davis) in Week 4 vs. Baltimore
- ✦ Talled eight tackles (five solo) and the first sack of his NFL career (a nine-yard takedown of QB Philip Rivers) in Week 13 vs. L.A. Chargers

### TRANSACTIONS

- ✦ Pittsburgh declined a fifth-year option for 2022
- ✦ Signed a four-year contract with the Steelers on July 24, 2018
- ✦ Drafted by Pittsburgh in the first round (28th overall) of the 2018 NFL Draft

### COLLEGE

- ✦ Played in 37 games with 31 starts over a three-year span (2015-17) at Virginia Tech
- ✦ Totaled 196 tackles, 14 passes defended, 6.5 tackles for loss and six interceptions in his career
- ✦ Named Third-Team All-Atlantic Conference Coast selection in 2017, recording 59 tackles, 2.5 tackles for loss, two interceptions, three pass breakups and 1.5 sacks in 10 games played and started
- ✦ Played in all 14 games (13 starts) in 2016, earning honorable mention All-ACC accolades by tallying 89 tackles, four interceptions and 2.5 tackles for loss
- ✦ Tabled ACC Defensive Back Player of the Week (Oct. 24)
- ✦ Posted 12 tackles and caught a reception for 20 yards in the ACC Championship Game vs. Clemson
- ✦ Made five stops and hauled in an interception in the Belk Bowl vs. Arkansas
- ✦ Saw action in 12 games (eight starts) in 2015, amassing 34 tackles
- ✦ Redshirted in 2014
- ✦ Majored in multimedia journalism

## PERSONAL

- Attended Dan River High School (Ringgold, Va.)
- Class 2A West All-Region first-team selection as a running back and Offensive Back of the Year in the Courthouse Conference 37
- All-Conference 37 first-team selection after his senior year logging 1,753 rushing yards on 171 carries with 25 TDs, adding nine receptions for 111 yards and a TD
- Registered 53 tackles, two interceptions on defense
- Scored a combined 29 TDs in his senior year
- Son of Ferrell Jr. and Felicia Edmunds
- Father was an NFL Pro Bowl tight end
- Younger brother, Tremaine, was selected in the first round of the 2018 NFL Draft by the Buffalo Bills.
- Older brother, Trey, is a teammate on the Steelers

## COMMUNITY

Helped My Brother's Keeper Outreach Center pack a truck for Texas relief full of water and non-perishables.  
Co-authored a children's book with his brothers called My Brother's Keeper

## TERRELL EDMUNDS' NFL REGULAR SEASON DEFENSIVE STATISTICS

DATE	TEAM	GP	GS	TACKLES					INTERCEPTIONS					O. FUMB			ST			MISC							
				TK	S	A	TFL	YDS	SK	NO	YDS	LG	TD	PD	FF	FR	TD	YDS	TK	S	A	FF	FR	S	A		
2018	Steelers	16	15	73	52	21	1	9	1.0	9.0	3	1	35	35	0	4	0	1	0	0	5	3	2	0	0	0	0
2019	Steelers	16	16	105	71	34	2	7	0.0	0.0	2	0	0	0	0	3	0	0	0	0	0	0	0	0	0	0	0
2020	Steelers	15	12	68	46	22	1	11	1.0	11.0	1	2	11	7	0	8	0	0	0	0	0	0	0	0	0	0	0
2021	Steelers	17	17	89	63	26	8	29	1.0	13.0	1	2	15	15	0	6	0	0	0	0	0	0	0	0	0	0	0
NFL TOTALS		64	60	335	232	103	12	56	3.0	33.0	7	5	61	35	0	21	0	1	0	0	5	3	2	0	0	0	0

## TERRELL EDMUNDS' NFL POSTSEASON DEFENSIVE STATISTICS

DATE	TEAM	GP	GS	TACKLES					INTERCEPTIONS					O. FUMB			ST			MISC							
				TK	S	A	TFL	YDS	SK	NO	YDS	LG	TD	PD	FF	FR	TD	YDS	TK	S	A	FF	FR	S	A		
2020	Steelers	1	1	6	3	3	1	1	0.0	0.0	0	0	0	0	0	1	0	0	0	0	0	0	0	0	0	0	0
2021	Steelers	1	1	6	6	0	0	0	0.0	0.0	0	0	0	0	0	0	0	0	0	0	0	0	0	0	0	0	0
NFL TOTALS		2	2	12	9	3	1	1	0.0	0.0	0	0	0	0	0	1	0	0	0	0	0	0	0	0	0	0	0

## SINGLE-GAME HIGHS: DEFENSIVE

Total Tackles	11 vs. Buffalo Bills, Dec 15, 2019 11 vs. Seattle Seahawks, Sep 15, 2019	Tackles For Loss	2 vs. Tennessee Titans, Dec 19, 2021 2 vs. Detroit Lions, Nov 14, 2021 ...1 more at 2.
Solo Tackles	10 vs. Buffalo Bills, Dec 15, 2019 8 vs. Seattle Seahawks, Sep 15, 2019 ...1 more at 8.	Interceptions	2 at Jacksonville Jaguars, Nov 22, 2020 1 at Baltimore Ravens, Jan 09, 2022 ...2 more at 1.
Sacks	1.0 vs. Detroit Lions, Nov 14, 2021 1.0 vs. Denver Broncos, Sep 20, 2020 ...1 more at 1.0.	Interception Return Yards	35 at Tampa Bay Buccaneers, Sep 24, 2018 15 vs. Cincinnati Bengals, Sep 26, 2021
Passes Defensed	3 at Baltimore Ravens, Jan 09, 2022 2 at Jacksonville Jaguars, Nov 22, 2020 ...1 more at 2.	Special Teams Tackles	1 vs. Cincinnati Bengals, Dec 30, 2018 1 vs. Los Angeles Chargers, Dec 02, 2018 ...3 more at 1.
Fumble Recoveries	1 vs. Baltimore Ravens, Sep 30, 2018		

## SINGLE-GAME HIGHS - POSTSEASON: DEFENSIVE

Total Tackles	6 at Kansas City Chiefs, Jan 16, 2022 6 vs. Cleveland Browns, Jan 10, 2021	Passes Defensed	1 vs. Cleveland Browns, Jan 10, 2021
Solo Tackles	6 at Kansas City Chiefs, Jan 16, 2022 3 vs. Cleveland Browns, Jan 10, 2021	Tackles For Loss	1 vs. Cleveland Browns, Jan 10, 2021

## 2021 GAME-BY-GAME REGULAR-SEASON STATISTICS (STEELERS)

DATE	OPPONENT	P/S	TACKLES					INTERCEPTIONS					O. FUMB			ST			MISC		W/L	SCORE					
			TK	S	A	SK	YDS	TFL	YDS	QBH	NO	YDS	LG	TD	PD	FF	FR	TD	YDS	TK			S	A	FF	FR	S
09/12	at Bills	S	5	4	1	0.0	0.0	0	0	0	0	0	0	0	0	0	0	0	0	0	0	0	0	0	0	W	23-16
09/19	Raiders	S	6	5	1	0.0	0.0	2	2	0	0	0	0	0	0	0	0	0	0	0	0	0	0	0	0	L	17-26
09/26	Bengals	S	5	2	3	0.0	0.0	1	0	0	1	15	15	0	1	0	0	0	0	0	0	0	0	0	0	L	10-24
10/03	at Packers	S	7	6	1	0.0	0.0	0	0	0	0	0	0	0	0	0	0	0	0	0	0	0	0	0	0	W	17-27
10/10	Broncos	S	7	4	3	0.0	0.0	0	0	0	0	0	0	0	0	0	0	0	0	0	0	0	0	0	0	W	27-19
10/17	Seahawks	S	3	2	1	0.0	0.0	0	0	0	0	0	0	0	0	0	0	0	0	0	0	0	0	0	0	W	23-20
10/31	at Browns	S	5	4	1	0.0	0.0	0	0	0	0	0	0	0	0	0	0	0	0	0	0	0	0	0	0	W	15-10
11/08	Bears	S	4	4	0	0.0	0.0	0	0	0	0	0	0	0	0	0	0	0	0	0	0	0	0	0	0	W	29-27
11/14	Lions	S	5	4	1	1.0	13.0	2	16	1	0	0	0	0	1	0	0	0	0	0	0	0	0	0	0	T	16-16
11/21	at Chargers	S	4	3	1	0.0	0.0	0	0	0	0	0	0	0	0	0	0	0	0	0	0	0	0	0	0	L	37-41
11/28	at Bengals	S	6	5	1	0.0	0.0	1	4	0	0	0	0	0	0	0	0	0	0	0	0	0	0	0	0	L	10-41
12/05	Ravens	S	4	3	1	0.0	0.0	0	0	0	0	0	0	0	0	0	0	0	0	0	0	0	0	0	0	W	20-19
12/09	at Vikings	S	5	4	1	0.0	0.0	0	0	0	0	0	0	0	1	0	0	0	0	0	0	0	0	0	0	L	28-36
12/19	Titans	S	10	7	3	0.0	0.0	2	7	0	0	0	0	0	0	0	0	0	0	0	0	0	0	0	0	W	19-13
12/26	at Chiefs	S	5	2	3	0.0	0.0	0	0	0	0	0	0	0	0	0	0	0	0	0	0	0	0	0	0	L	10-36
01/03	Browns	S	5	1	4	0.0	0.0	0	0	0	0	0	0	0	0	0	0	0	0	0	0	0	0	0	0	W	26-14
01/09	at Ravens	S	3	3	0	0.0	0.0	0	0	0	1	0	0	0	3	0	0	0	0	0	0	0	0	0	0	W	16-13+
2021 TOTALS			17-17	89	63	26	1.0	13.0	8	29	1	2	15	15	0	6	0	0	0	0	0	0	0	0	0	0	9-7-1

+/- Overtime




## 2021 GAME-BY-GAME POSTSEASON STATISTICS (STEELERS)

DATE	OPPONENT	P/S	TACKLES							INTERCEPTIONS				O. FUMB			ST				MISC		SCORE				
			TK	S	A	SK	YDS	TFL	YDS	QBH	NO	YDS	LG	TD	PD	FF	FR	TD	YDS	TK	S	A		FF	FR	S	A
01/16	at Chiefs	S	6	6	0	0.0	0.0	0	0	0	0	0	0	0	0	0	0	0	0	0	0	0	0	0	0	L	21-42
<b>2021 TOTALS</b>		<b>1-1</b>	<b>6</b>	<b>6</b>	<b>0</b>	<b>0.0</b>	<b>0.0</b>	<b>0</b>	<b>0</b>	<b>0</b>	<b>0</b>	<b>0</b>	<b>0</b>	<b>0</b>	<b>0</b>	<b>0</b>	<b>0</b>	<b>0</b>	<b>0</b>	<b>0</b>	<b>0</b>	<b>0</b>	<b>0</b>	<b>0</b>	<b>0</b>	<b>0-1</b>	

## 2020 GAME-BY-GAME POSTSEASON STATISTICS (STEELERS)

DATE	OPPONENT	P/S	TACKLES							INTERCEPTIONS				O. FUMB			ST				MISC		SCORE				
			TK	S	A	SK	YDS	TFL	YDS	QBH	NO	YDS	LG	TD	PD	FF	FR	TD	YDS	TK	S	A		FF	FR	S	A
01/10	Browns	S	6	3	3	0.0	0.0	1	1	0	0	0	0	0	1	0	0	0	0	0	0	0	0	0	0	L	37-48
<b>2020 TOTALS</b>		<b>1-1</b>	<b>6</b>	<b>3</b>	<b>3</b>	<b>0.0</b>	<b>0.0</b>	<b>1</b>	<b>1</b>	<b>0</b>	<b>0</b>	<b>0</b>	<b>0</b>	<b>1</b>	<b>0</b>	<b>0</b>	<b>0</b>	<b>0</b>	<b>0</b>	<b>0</b>	<b>0</b>	<b>0</b>	<b>0</b>	<b>0</b>	<b>0</b>	<b>0-1</b>	



39

## MINKAH FITZPATRICK

SAFETY

HEIGHT: 6-1

WEIGHT: 207

COLLEGE: Alabama

BORN: November 17, 1996

BIRTHPLACE: Old Bridge, NJ

HOW ACQUIRED: TR '19 (MIA)

NFL EXPERIENCE: 5th year



### PRO CAREER

- † Two-time Pro Bowler (2019, 2020)
- † Two-time Associated Press First Team All-Pro (2019, 2020)
- † Has played in 64 games (59 starts) over his four-year NFL career (Dolphins 2018-19; Steelers 2018-21)
- † Has registered 352 tackles (239 solo), 33 passes defended, 13 interceptions, five tackles for loss, five fumble recoveries, four forced fumbles, three interception returns for TDs, one quarterback hit and one fumble recovery for TD
- † His four defensive TDs are tied with Marcus Peters and Eddie Jackson for the most in the NFL since he entered the League in 2018 and are tied for sixth in the NFL among active players
- † His 13 interceptions rank tied for eighth in the NFL since he entered the League in 2018
- † Has registered at least two passes defended in a game eight times in his career
- † Has registered at least two interceptions in a game twice in his career
- † Made NFL debut in Week 1 of 2018 (vs. Tennessee)
- † Made NFL starting debut in Week 3 of 2018 (vs. Oakland)

#### 2021 (STEELERS)

- † Recorded double digit tackles in Weeks 1 (10), 5 (10), 14 (14) and 15 (12) during the 2021 season
- † Led the team in solo tackles (84) and combined tackles (124)
- † Tipped a pass from Bengals QB Joe Burrow that was intercepted by S Terrell Edmunds for a Steelers turnover in Week 3 vs Cincinnati
- † Forced a Geno Smith fumble in the fourth quarter vs Seattle in Week 6
- † Recorded his first interception of the season at Cincinnati in Week 12, picking off Joe Burrow for an 18-yard return
- † Intercepted Lamar Jackson in Week 13 for his second interception in as many weeks

#### 2020 (STEELERS)

- † Started all 16 regular-season games
- † Registered 79 tackles (60 solo), 11 passes defended, four interceptions, one forced fumble, one fumble recovery, one tackle for loss and one interception return for TD
- † One of two players in the NFL in 2020 with at least four interceptions, one forced fumble and one fumble recovery (Marcus Peters, Baltimore)
- † Ranked tied for sixth in the NFL with five takeaways (four interceptions, one fumble recovery) in 2020
- † Ranked tied for seventh in the NFL with four interceptions in 2020
- † Three of his six combined interceptions (four), forced fumbles (one) and fumble recoveries (one) in 2020 came inside the Steelers' red zone
- † Intercepted a pass from Browns QB Baker Mayfield at the Browns' 33-yard line and returned it for a TD that gave the Steelers a 10-0 first-quarter lead in Week 6 of 2020
- † Picked off two passes in Week 10 at Jacksonville
- † Registered an interception and fumble recovery in the 24-19 victory at Dallas in Week 9

#### 2019 (STEELERS)

- † Started all 16 regular-season games (14 for the Steelers and two for the Dolphins)
- † Registered 57 tackles (36 solo) and added nine passes defended, five interceptions, two forced fumbles, one fumble recovery, one QB hit and one tackle for loss
- † Involved in eight of the Steelers' 37 takeaways (five interceptions, one forced fumble and two fumble recoveries)
- † His seven total takeaways (interceptions and fumble recoveries) ranked tied for most in the NFL
- † His eight combined interceptions, forced fumbles and fumble recoveries ranked tied for third in the NFL
- † Registered at least one interception in three consecutive games (Weeks 8-10) - tied for the fourth-longest streak in franchise history
- † Ranked tied for fourth in the NFL with five interceptions in 2019
- † His five interceptions in 2019 were the most by a Steeler in a single season since Troy Polamalu had seven picks in 2010
- † Fitzpatrick, Marcus Peters (Baltimore), Marlon Humphrey (Baltimore), Jamal Adams (New York Jets), Jadeveon Clowney (Seattle Seahawks) and Erik Harris (Oakland) were the only players in the NFL with multiple defensive TDs in 2019
- † First player in franchise history to have five or more interceptions and two or more fumble recoveries in his first or second NFL season
- † First Steeler with multiple interceptions in a game since CB Brice McCain had two against Cincinnati on Dec. 28, 2014
- † First NFL player to pick off a quarterback with the same last name twice in a game since Detroit Lions' CB Levi Johnson intercepted Denver Broncos QB Charley Johnson twice in Week 12 of 1974
- † First player in the Super Bowl era to intercept two or more passes against a team he played for earlier that season
- † Recorded a 96-yard interception return for TD (11/3/19), which was the second-longest interception return in Steelers regular season history (Martin Kottler: 99 yards, 9/27/33)
- † First Steeler with defensive TDs in back-to-back weeks since Sam Washington in Week 3 and 4 of the 1984 season
- † First Steeler to have a fumble return TD and a pick-six in the same season since 1996 (Carnell Lake and Ron Woodson)
- † First Steeler with five interceptions in the first nine weeks of the season since S Darren Perry in 1994, and Fitzpatrick did it in just seven games
- † Registered an interception in three consecutive games for the first time in his career (Weeks 9-11 in 2019), which is tied for the fourth-longest streak in franchise history
- † First Steeler with an interception in three consecutive games since Troy Polamalu accomplished the feat in Weeks 11-14 of 2008
- † In his first game as a Steeler, recorded five tackles (four solo), an interception, a forced fumble and a pass defended in Week 3 at San Francisco
- † First Steeler to have an interception and forced fumble in the same game since William Gay vs. Indianapolis on Nov. 24, 2016
- † Registered two interceptions in a single game for the first time in his career in Week 8 vs. Miami (his old team)
- † First player in the Super Bowl era to intercept two or more passes against a team he played for earlier that season
- † First Steeler with multiple interceptions in a game since CB Brice McCain had two against Cincinnati on Dec. 28, 2014 (W, 27-17)

## 2018 (DOLPHINS)

- † Played in 16 regular-season games (11 starts)
- † Recorded 79 tackles (50 solo), two interceptions and nine passes defended; one interception return for a TD
- † His 79 tackles were 10th among NFL rookies
- † Registered 10 tackles (four solo), one interception and two passes defended in Week 4 at New England
- † Picked off QB Tom Brady and returned it 14 yards in the 4th quarter for his first career interception
- † Recorded seven tackles (six solo) and started at CB vs. New England in Week 14
- † Registered six solo tackles, one interception and two passes defended in Week 15 at Minnesota
- † Intercepted QB Kirk Cousins and returned it 50 yards for a TD in the 2nd quarter vs. Vikings

## TRANSACTIONS

- † Pittsburgh exercised a fifth-year option for 2022
- † Drafted by the Miami Dolphins in the first round (11th overall) of the 2018 NFL Draft
- † Acquired, via trade with Dolphins, along with Miami's fourth-round selection in the 2020 draft and seventh-round selection in the 2021 draft in exchange for the Steelers' first- and fifth-round selections in the 2020 draft and the team's sixth-round pick in the 2021 draft

## COLLEGE

- † Played in 42 games (38 starts) as three year-starter at Alabama (2015-17)
- † Registered 171 tackles (109 solo), 4.5 sacks, nine interceptions, 35 passes defended and two forced fumbles over his collegiate career, while recording one blocked field goal and one blocked punt on special teams
- † Won the Chuck Bednarik Award given to the nation's top defensive player, won the Jim Thorpe Award given to the nation's top defensive back and became just the third player in NCAA history to win both awards joining CB Charles Woodson and CB Patrick Peterson as a junior in 2017
- † Unanimous first-team All-American, a first-team SEC selection, and a finalist for the Jason Witten Collegiate Man of the Year (player who demonstrates a record of leadership by exhibiting exceptional courage, integrity and sportsmanship on and off the field), the Lombardi Award (based on performance, leadership, character and resiliency), the Bronko Nagurski Trophy (best defensive player) and the Lott IMPACT Trophy (best defensive player in character and performance) in 2017
- † Helped Alabama to a victory in the College Football Playoff National Championship in 2017
- † First-team All-American and first-team SEC selection as well as a semi-finalist for the Jim Thorpe Award as a sophomore in 2016
- † Named a Freshman All-American selection in 2015

## PERSONAL

- † Attended St. Peter's Prep (Jersey City, N.J.)
- † Played wide receiver and defensive back
- † Listed as the No. 4 cornerback in the nation coming out of high school
- † Named to the 2015 Parade All-America team
- † Selected to participate in the 2015 Under Armour All-America Game and Nike's 2014 "The Opening"
- † 2014 second team All-USA selection by USA Today
- † Earned first-team MaxPreps.com Junior All-American accolades in 2013
- † Had 60 tackles and three interceptions as a senior in 2014
- † Accounted for 62 tackles with four picks and 21 pass breakups as a junior in 2013 while earning first-team All-State honors (non-public) and first-team All-Hudson County honors
- † Two interceptions and 12 pass breakups as a sophomore
- † Ran track, placing first at the Hudson County Championships with times of 10.86 seconds and 21.66 seconds in the 100 and 200 meters, respectively

## COMMUNITY

- † Raised \$59,000 for KidsVoice last season through his Unshackled Foundation tackle campaign
- † Worked with UPMC Children's Hospital of Pittsburgh Family Connection Center to have a holiday cookie decorating party. Also partnered with Giant Eagle to provide the families who attend groceries and gift cards
- † Hosted a bike giveaway, providing 35 bikes to youth serviced by KidsVoice. In addition to the bikes, the youth also received helmets and shoes.

## MINKAH FITZPATRICK'S NFL REGULAR SEASON DEFENSIVE STATISTICS

DATE	TEAM	GP	GS	TACKLES							INTERCEPTIONS					O. FUMB					ST			MISC			
				TK	S	A	TFL	YDS	SK	YDS	QBH	NO	YDS	LG	TD	PD	FF	FR	TD	YDS	TK	S	A	FF	FR	S	A
2018	Dolphins	16	11	79	50	29	2	5	0.0	0.0	0	2	64	50t	1	9	0	0	1	1	0	0	0	0	0	0	0
2019	Dolphins	2	2	11	7	4	0	0	0.0	0.0	0	0	0	0	0	1	1	0	0	1	1	0	0	0	0	0	
Went from Miami to Pittsburgh.																											
2019	Steelers	14	14	57	36	21	1	1	0.0	0.0	1	5	130	96t	1	9	1	2	1	79	0	0	0	0	0	0	0
2019	TOTAL	16	16	68	43	25	1	1	0.0	0.0	1	5	130	96t	1	9	2	3	1	79	1	1	0	0	0	0	0
2020	Steelers	16	16	79	60	19	1	1	0.0	0.0	0	4	77	37	1	11	1	0	-1	0	0	0	0	0	0	0	
2021	Steelers	16	16	124	84	40	1	1	0.0	0.0	0	2	18	18	0	7	1	0	-1	0	0	0	0	0	0	0	
NFL TOTALS		64	59	350	237	113	5	8	0.0	0.0	1	13	289	96T	3	36	4	5	1	77	2	2	0	0	0	0	

## MINKAH FITZPATRICK'S NFL POSTSEASON DEFENSIVE STATISTICS

DATE	TEAM	GP	GS	TACKLES							INTERCEPTIONS					O. FUMB					ST			MISC		
				TK	S	A	TFL	YDS	SK	YDS	QBH	NO	YDS	LG	TD	PD	FF	FR	TD	YDS	TK	S	A	FF	FR	S
2020	Steelers	1	1	6	4	2	0	0	0.0	0.0	0	0	0	0	0	0	0	0	0	0	0	0	0	0	0	0
2021	Steelers	1	1	6	5	1	0	0	0.0	0.0	0	0	0	0	0	0	0	0	0	0	0	0	0	0	0	0
NFL TOTALS		2	2	12	9	3	0	0	0.0	0.0	0	0	0	0	0	0	0	0	0	0	0	0	0	0	0	0

## SINGLE-GAME HIGHS: DEFENSIVE

Total Tackles	14 vs. Tennessee Titans, Dec 19, 2021 12 at Kansas City Chiefs, Dec 26, 2021	Tackles For Loss	1 vs. Denver Broncos, Oct 10, 2021 1 at Cincinnati Bengals, Dec 21, 2020 ...3 more at 1.
Solo Tackles	12 vs. Tennessee Titans, Dec 19, 2021 8 vs. Chicago Bears, Nov 08, 2021	Interceptions	2 at Jacksonville Jaguars, Nov 22, 2020 2 vs. Miami Dolphins, Oct 28, 2019
Passes Defensed	2 vs. Baltimore Ravens, Dec 02, 2020 2 at Jacksonville Jaguars, Nov 22, 2020 ...6 more at 2.	Interception Return Yards	96 vs. Indianapolis Colts, Nov 03, 2019 50 at Minnesota Vikings, Dec 16, 2018
Forced Fumbles	1 vs. Seattle Seahawks, Oct 17, 2021 1 at Baltimore Ravens, Nov 01, 2020 ...2 more at 1.	Special Teams Tackles	1 vs. Baltimore Ravens, Sep 08, 2019 1 vs. Detroit Lions, Oct 21, 2018
Fumble Recoveries	1 vs. Tennessee Titans, Dec 19, 2021 1 at Dallas Cowboys, Nov 08, 2020 ...3 more at 1.	Longest Opponent's Fumble Return	43 vs. Los Angeles Rams, Nov 10, 2019 36 at Cincinnati Bengals, Nov 24, 2019

## SINGLE-GAME HIGHS - POSTSEASON: DEFENSIVE

Total Tackles	6 at Kansas City Chiefs, Jan 16, 2022 6 vs. Cleveland Browns, Jan 10, 2021	Solo Tackles	5 at Kansas City Chiefs, Jan 16, 2022 4 vs. Cleveland Browns, Jan 10, 2021
---------------	---	--------------	---

## 2021 GAME-BY-GAME REGULAR-SEASON STATISTICS (STEELERS)

DATE	OPPONENT	P/S	TACKLES							INTERCEPTIONS					O. FUMB			ST			MISC		W/L	SCORE							
			TK	S	A	SK	YDS	TFL	YDS	QBH	NO	YDS	LG	TD	PD	FF	FR	TD	YDS	TK	S	A			FF	FR	S	A			
09/12	at Bills	S	10	6	4	0.0	0.0	0	0	0	0	0	0	0	0	0	0	0	0	0	0	0	0	0	0	0	0	0	0	W	23-16
09/19	Raiders	S	6	4	2	0.0	0.0	0	0	0	0	0	0	0	0	0	0	0	0	0	0	0	0	0	0	0	0	0	L	17-26	
09/26	Bengals	S	4	3	1	0.0	0.0	0	0	0	0	0	0	0	0	0	0	0	0	0	0	0	0	0	0	0	0	0	L	10-24	
10/03	at Packers	S	8	6	2	0.0	0.0	0	0	0	0	0	0	0	0	0	0	0	0	0	0	0	0	0	0	0	0	0	L	17-27	
10/10	Broncos	S	10	5	5	0.0	0.0	1	1	0	0	0	0	0	0	0	0	0	0	0	0	0	0	0	0	0	0	0	W	27-19	
10/17	Seahawks	S	9	7	2	0.0	0.0	0	0	0	0	0	0	0	0	1	0	0	0	0	0	0	0	0	0	0	0	0	W	23-20	
10/31	at Browns	S	4	3	1	0.0	0.0	0	0	0	0	0	0	0	0	0	0	0	0	0	0	0	0	0	0	0	0	0	W	15-10	
11/08	Bears	S	8	8	0	0.0	0.0	0	0	0	0	0	0	0	0	0	0	0	0	0	0	0	0	0	0	0	0	0	W	29-27	
11/14	Lions	S	5	2	3	0.0	0.0	0	0	0	0	0	0	0	0	0	0	0	0	0	0	0	0	0	0	0	0	0	T	16-16	
11/21	at Chargers																												L	37-41	
11/28	at Bengals	S	9	5	4	0.0	0.0	0	0	0	1	18	18	0	1	0	0	0	0	0	0	0	0	0	0	0	0	0	0	L	10-41
12/05	Ravens	S	9	7	2	0.0	0.0	0	0	0	0	0	0	0	1	0	0	0	0	0	0	0	0	0	0	0	0	0	W	20-19	
12/09	at Vikings	S	6	3	3	0.0	0.0	0	0	0	0	0	0	0	1	0	0	0	0	0	0	0	0	0	0	0	0	0	L	28-36	
12/19	Titans	S	14	12	2	0.0	0.0	0	0	0	0	0	0	0	0	0	1	0	-1	0	0	0	0	0	0	0	0	0	W	19-13	
12/26	at Chiefs	S	12	5	7	0.0	0.0	0	0	0	0	0	0	0	1	0	0	0	0	0	0	0	0	0	0	0	0	0	L	10-36	
01/03	Browns	S	4	3	1	0.0	0.0	0	0	0	0	0	0	0	1	0	0	0	0	0	0	0	0	0	0	0	0	0	W	26-14	
01/09	at Ravens	S	6	5	1	0.0	0.0	0	0	0	0	0	0	0	1	0	0	0	0	0	0	0	0	0	0	0	0	0	W	16-13+	
<b>2021 TOTALS</b>		<b>16-16</b>	<b>124</b>	<b>84</b>	<b>40</b>	<b>0.0</b>	<b>0.0</b>	<b>1</b>	<b>1</b>	<b>0</b>	<b>2</b>	<b>18</b>	<b>18</b>	<b>0</b>	<b>7</b>	<b>1</b>	<b>1</b>	<b>0</b>	<b>-1</b>	<b>0</b>	<b>0</b>	<b>0</b>	<b>0</b>	<b>0</b>	<b>0</b>	<b>0</b>	<b>0</b>	<b>0</b>	<b>9-7-1</b>		


+ - Overtime

## 2021 GAME-BY-GAME POSTSEASON STATISTICS (STEELERS)

DATE	OPPONENT	P/S	TACKLES							INTERCEPTIONS					O. FUMB			ST			MISC		W/L	SCORE					
			TK	S	A	SK	YDS	TFL	YDS	QBH	NO	YDS	LG	TD	PD	FF	FR	TD	YDS	TK	S	A			FF	FR	S	A	
01/16	at Chiefs	S	6	5	1	0.0	0.0	0	0	0	0	0	0	0	0	0	0	0	0	0	0	0	0	0	0	0	0	L	21-42
<b>2021 TOTALS</b>		<b>1-1</b>	<b>6</b>	<b>5</b>	<b>1</b>	<b>0.0</b>	<b>0.0</b>	<b>0</b>	<b>0</b>	<b>0</b>	<b>0</b>	<b>0</b>	<b>0</b>	<b>0</b>	<b>0</b>	<b>0</b>	<b>0</b>	<b>0</b>	<b>0</b>	<b>0</b>	<b>0</b>	<b>0</b>	<b>0</b>	<b>0</b>	<b>0</b>	<b>0</b>	<b>0</b>	<b>0-1</b>	

## 2020 GAME-BY-GAME POSTSEASON STATISTICS (STEELERS)


DATE	OPPONENT	P/S	TACKLES							INTERCEPTIONS					O. FUMB			ST			MISC		W/L	SCORE					
			TK	S	A	SK	YDS	TFL	YDS	QBH	NO	YDS	LG	TD	PD	FF	FR	TD	YDS	TK	S	A			FF	FR	S	A	
01/10	Browns	S	6	4	2	0.0	0.0	0	0	0	0	0	0	0	0	0	0	0	0	0	0	0	0	0	0	0	0	L	37-48
<b>2020 TOTALS</b>		<b>1-1</b>	<b>6</b>	<b>4</b>	<b>2</b>	<b>0.0</b>	<b>0.0</b>	<b>0</b>	<b>0</b>	<b>0</b>	<b>0</b>	<b>0</b>	<b>0</b>	<b>0</b>	<b>0</b>	<b>0</b>	<b>0</b>	<b>0</b>	<b>0</b>	<b>0</b>	<b>0</b>	<b>0</b>	<b>0</b>	<b>0</b>	<b>0</b>	<b>0</b>	<b>0</b>	<b>0-1</b>	



Fourth-round  
**PAT FREIERMUTH**  
TIGHT END

**HEIGHT:** 6-5  
**WEIGHT:** 258  
**COLLEGE:** Penn State  
**BORN:** October 25, 1998

**BIRTHPLACE:** Merrimac, MA  
**HOW ACQUIRED:** 02 21  
**NFL EXPERIENCE:** 2nd year



## PRO CAREER

- ✦ Made NFL debut in Week 1 of 2021 (at Buffalo)
- ✦ Made NFL starting debut in Week 1 of 2021 (at Buffalo)

### 2021 (STEELERS)

- ✦ Played in 16 of 17 games as a rookie with nine starts
- ✦ Led NFL rookie tight ends in TD receptions (seven), and ranked second in targets (79), receptions (60), receiving yards (497), yards after the catch (247) and first downs gained (34).
- ✦ His 60 receptions in 2021 are the most by a rookie tight end in franchise history and fifth-most by a rookie tight end in NFL history
- ✦ Became the fifth rookie tight end in NFL history with 60 or more receptions in a season.
- ✦ Caught seven TD passes in 2021 nearly equal the rest of the entire rookie TE class (nine) and are tied for the most by a rookie tight end in franchise history.
- ✦ His seven TD receptions are tied for the fourth-most by a rookie tight end in NFL history.

## TRANSACTIONS

- ✦ Signed a four-year contract with Pittsburgh on May 25, 2021
- ✦ Drafted by the Steelers in the second round (55th overall) in the 2021 NFL Draft

## COLLEGE

- ✦ Played in 30 games (26 starts) at Penn State (2018-20)
- ✦ Owns the Penn State record for career TD receptions by a tight end with 16, passing Mike Gesicki (15; 2014-17)
- ✦ Finished career tied for eighth all-time at Penn State with 16 career TD receptions with O.J. McDuffie (1988-92)
- ✦ Tallied 1,185 career receiving yards to rank 26th overall and third among tight ends in program history
- ✦ Recorded 92 career receptions, tied for 20th all-time at Penn State
- ✦ Finished career catching a pass in 29 straight games, dating back to the Pitt game (9/8/18), a school-record among tight ends
- ✦ Became the 34th Nittany Lion and seventh Penn State tight end to accumulate 1,000 career receiving yards
- ✦ Nineteen career receptions of 20 or more yards
- ✦ Ranked tied for 14th in a season at Penn State and third among tight ends in TD receptions with seven
- ✦ Ranked second among Penn State tight ends and tied for 10th overall in season receiving TDs with eight in 2018
- ✦ Set the mark for most receiving touchdowns by a freshman tight end
- ✦ Named the 2020 Kwalick-Clark Big Ten Tight End of the Year, the first-ever Penn State tight end to win the award
- ✦ Earned first-team All-Big Ten by the coaches and second-team All-Big Ten by the media
- ✦ Started four games in 2020 before missing the rest of the season due to injury
- ✦ Team captain was third on the team in receptions (23) and yards (310)
- ✦ Two-time Coaching Staff Player of the Week (Indiana and Nebraska)
- ✦ Finished the season leading all Big Ten tight ends in receiving yards (310)
- ✦ Named AFCA second-team All-America in 2019
- ✦ Selected second-team All-America by The Athletic in 2019
- ✦ Fourth-team Phil Steele All-America in 2019
- ✦ Second-team All-Big Ten by the coaches and media in 2019
- ✦ Pro Football Focus first-team All-Big Ten in 2019
- ✦ Tabbed second-team All-Big Ten by the Associated Press in 2019
- ✦ Phil Steele first-team All-Big Ten in 2019
- ✦ Named the team's Most Valuable Offensive Player at the team's awards banquet in 2019
- ✦ Named John Mackey Award Tight End of the Week following the Michigan State game (10/26) in 2019
- ✦ Selected John Mackey Award Tight End of the Week following the Buffalo game (9/7)
- ✦ Team captain made 13 starts and caught 43 passes for 507 yards (both good for second on the team)
- ✦ Ranked seventh in the Big Ten with seven TD receptions, which ranked fourth among FBS tight ends

## PERSONAL

- Five-year letterman at the Brooks School
- Team captain as a senior in 2017
- Helped the Bishops to the New England Preparatory School Athletic Council (NEPSAC) Class C Championship as a senior with a 7-2 record
- Claimed a first-team spot on USA Today's All-USA Massachusetts Football Team as a senior
- Named all state in 2016 as a linebacker
- Earned All-New England Class B as a junior and senior
- Chosen as NEPSAC Class C Player of the Year and ISL co-MVP
- Selected All-New England and All-HSL three times each
- Named to Boston Globe's All-Scholastics team as a senior
- Named to the Massachusetts High School Football Coaches Association All-State Super 26 Team as a linebacker in 2016
- Collected four Eagle Tribune All-Star honors in 2014, 2015, 2016, 2017
- Three-time Boston Herald All-Star (2015, 2016, 2017)
- Team MVP as a senior and caught 26 passes for 613 yards and seven TDs
- Tabbed a four-star recruit by all three major recruiting outlets – 247Sports, ESPN and Rivals
- Ranked as the No. 2 player in Massachusetts, No. 13 tight end and No. 323 overall prospect by 247Sports
- Ranked as the No. 289 overall prospect, No. 8 tight end, No. 1 in Massachusetts and No. 31 in the region by ESPN
- Ranked the 148 overall prospect in the country, No. 6 tight end and No. 1 player in Massachusetts by Rivals
- Full name is Patrick John Freiermuth
- Son of Dianne and John Freiermuth
- Has one brother, Tim, and one sister, Megan
- Father, John, played basketball at St. Anselm
- Brother, Tim, was an offensive lineman on the Springfield College football team
- Born Oct. 25, 1998 in Newburyport, Massachusetts

## COLLEGE

Provided a holiday shopping trip for kids from the North Hills area

As a rookie, helped with Tomlins Thanksgiving distribution, distributed backpacks for a back to school event with the Charlie Batch Foundation, and packed nonperishables for Greater Pittsburgh Community Food Bank

Served as the keynote speaker for the Brockway Youth Sports Luncheon

## PAT FREIERMUTH'S NFL REGULAR SEASON RUSHING/RECEIVING STATISTICS

DATE	TEAM	GP	GS	RECEIVING					RUSHING				
				NO.	YDS.	AVG.	LG	TD	NO.	YDS.	AVG.	LG	TD
2021	Steelers	16	9	60	497	8.3	24	7	0	0	0.0	0	0
NFL TOTALS		16	9	60	497	8.3	24	7	0	0	0.0	0	0

## PAT FREIERMUTH'S NFL POSTSEASON RUSHING/RECEIVING STATISTICS

DATE	TEAM	GP	GS	RECEIVING					RUSHING				
				NO.	YDS.	AVG.	LG	TD	NO.	YDS.	AVG.	LG	TD
2021	Steelers	1	1	4	25	6.3	9	0	0	0	0.0	0	0
NFL TOTALS		1	1	4	25	6.3	9	0	0	0	0.0	0	0

## PAT FREIERMUTH'S NFL REGULAR SEASON RETURN STATISTICS

DATE	TEAM	RET.	KICKOFF RETURNS					PUNT RETURNS					
			YDS.	AVG.	LG	TD	NO.	FC	YDS.	AVG.	LG	TD	
2021	Steelers	0	0	0.0	0	0	0	0	0	0	0.0	0	0
NFL TOTALS		0	0	0.0	0	0	0	0	0	0	0.0	0	0

## PAT FREIERMUTH'S NFL POSTSEASON RETURN STATISTICS

DATE	TEAM	RET.	KICKOFF RETURNS					PUNT RETURNS					
			YDS.	AVG.	LG	TD	NO.	FC	YDS.	AVG.	LG	TD	
2021	Steelers	0	0	0.0	0	0	0	0	0	0	0.0	0	0
NFL TOTALS		0	0	0.0	0	0	0	0	0	0	0.0	0	0

## SINGLE-GAME HIGHS: RECEIVING

Receptions	7 vs. Seattle Seahawks, Oct 17, 2021 6 at Baltimore Ravens, Jan 09, 2022	Receiving TDs	2 vs. Chicago Bears, Nov 08, 2021 1 at Minnesota Vikings, Dec 09, 2021 ...4 more at 1.
Receiving Yards	58 vs. Seattle Seahawks, Oct 17, 2021 53 at Baltimore Ravens, Jan 09, 2022	All-Purpose Yards	58 vs. Seattle Seahawks, Oct 17, 2021 53 at Baltimore Ravens, Jan 09, 2022
Receiving Average	11.0 at Cleveland Browns, Oct 31, 2021 10.0 at Cincinnati Bengals, Nov 28, 2021	Most TDs	2 vs. Chicago Bears, Nov 08, 2021 1 at Minnesota Vikings, Dec 09, 2021 ...4 more at 1.
Longest Receptions	24 at Buffalo Bills, Sep 12, 2021 22 at Cleveland Browns, Oct 31, 2021	Miscellaneous Tackles	1 vs. Cleveland Browns, Jan 03, 2022

## SINGLE-GAME HIGHS - POSTSEASON: RECEIVING

Receptions	4 at Kansas City Chiefs, Jan 16, 2022	Longest Receptions	9 at Kansas City Chiefs, Jan 16, 2022
Receiving Yards	25 at Kansas City Chiefs, Jan 16, 2022		8 at Kansas City Chiefs, Jan 16, 2022
Receiving Average	6.3 at Kansas City Chiefs, Jan 16, 2022		5 at Kansas City Chiefs, Jan 16, 2022 3 at Kansas City Chiefs, Jan 16, 2022
		All-Purpose Yards	25 at Kansas City Chiefs, Jan 16, 2022




## 2021 GAME-BY-GAME REGULAR-SEASON STATISTICS (STEELERS)

DATE	OPPONENT	P/S	RECEIVING					RUSHING					W/L/T	SCORE
			NO.	YDS.	AVG.	LG	TD	NO.	YDS.	AVG.	LG	TD		
09/12	at Bills	S	1	24	24.0	24	0	0	0	0.0	0	0	W	23-16
09/19	Raiders	S	4	36	9.0	14	0	0	0	0.0	0	0	L	17-26
09/26	Bengals	P	3	22	7.3	15	1	0	0	0.0	0	0	L	10-24
10/03	at Packers	S	1	11	11.0	11	0	0	0	0.0	0	0	L	17-27
10/10	Broncos	P	2	7	3.5	4	0	0	0	0.0	0	0	W	27-19
10/17	Seahawks	P	7	58	8.3	12	0	0	0	0.0	0	0	W	23-20+
10/31	at Browns	P	4	44	11.0	22	1	0	0	0.0	0	0	W	15-10
11/08	Bears	S	5	43	8.6	13	2	0	0	0.0	0	0	W	29-27
11/14	Lions	S	5	31	6.2	10	0	0	0	0.0	0	0	T	16-16
11/21	at Chargers	S	4	11	2.8	5t	1	0	0	0.0	0	0	L	37-41
11/28	at Bengals	S	4	40	10.0	15t	1	0	0	0.0	0	0	L	10-41
12/05	Ravens	S	3	26	8.7	17	0	0	0	0.0	0	0	W	20-19
12/09	at Vikings	P	2	32	16.0	17	1	0	0	0.0	0	0	L	28-36
12/19	Titans	S	4	37	9.3	14	0	0	0	0.0	0	0	W	19-13
12/26	at Chiefs												L	10-36
01/03	Browns	P	5	22	4.4	12	0	0	0	0.0	0	0	W	26-14
01/09	at Ravens	P	6	53	8.8	14	0	0	0	0.0	0	0	W	16-13+
<b>2021 TOTALS</b>		<b>16-9</b>	<b>60</b>	<b>497</b>	<b>8.3</b>	<b>24</b>	<b>7</b>	<b>0</b>	<b>0</b>	<b>0.0</b>	<b>0</b>	<b>0</b>	<b>9-7-1</b>	

+- Overtime

## 2021 GAME-BY-GAME POSTSEASON STATISTICS (STEELERS)

DATE	OPPONENT	P/S	RECEIVING					RUSHING					W/L	SCORE
			NO.	YDS.	AVG.	LG	TD	NO.	YDS.	AVG.	LG	TD		
01/16	at Chiefs	S	4	25	6.3	9	0	0	0	0.0	0	0	L	21-42
<b>2021 TOTALS</b>		<b>1-1</b>	<b>4</b>	<b>25</b>	<b>6.3</b>	<b>9</b>	<b>0</b>	<b>0</b>	<b>0</b>	<b>0.0</b>	<b>0</b>	<b>0</b>	<b>0-1</b>	



81

## ZACH GENTRY

TIGHT END

**HEIGHT:** 6-8

**WEIGHT:** 265

**COLLEGE:** Michigan

**BORN:** September 10, 1996

**BIRTHPLACE:** Albuquerque, NM

**HOW ACQUIRED:** 05 '19

**NFL EXPERIENCE:** 4th year

### PRO CAREER

- ✦ Has played in 23 games (13 starts) over his three-year NFL career (Steelers 2019-21)
- ✦ Has caught 19 passes for 167 yards
- ✦ Made NFL debut in Week 3 of 2019 (at San Francisco)
- ✦ Made NFL starting debut in Week 11 of 2020 (at Jacksonville)

#### 2021 (STEELERS)

- ✦ Saw action in every game for the first time in his career
- ✦ After starting just one game over his first two seasons, made 12 starts including 11 in the last 13 weeks of the season
- ✦ Made his first start of the season (second of his career) in Week 3 vs Cincinnati
- ✦ Caught a career-high three receptions for 39 yards in Week 8 at Cleveland

#### 2020 (STEELERS)

- ✦ Played in two regular-season games (one start)
- ✦ Played in Week 10 (vs. Cincinnati) and Week 11 (at Jacksonville)
- ✦ Made his NFL starting debut in Week 11 at Jacksonville
- ✦ Suffered a season-ending injury in Week 11 at Jacksonville

#### 2019 (STEELERS)

- ✦ Saw action in four regular-season games (no starts)
- ✦ Caught one pass for four yards
- ✦ Made his NFL debut in Week 3 at San Francisco
- ✦ Caught his first NFL pass, a four-yard catch on third-and-3 to give Pittsburgh a first down on the Buffalo 27-yard line, leading to the Steelers' touchdown drive in Week 15 vs. Buffalo

### TRANSACTIONS

- ✦ Signed a four-year contract with Pittsburgh on May 9, 2019
- ✦ Drafted by the Steelers in the fifth round (141st overall) in the 2019 NFL Draft

### COLLEGE

- ✦ Three-year letter winner at Michigan (2015-18), playing in 33 games (24 starts) at tight end
- ✦ Recorded 49 catches for 817 yards and four TDs in his career
- ✦ Earned U-M Athletic Academic Achievement
- ✦ Switched to tight end from quarterback prior to sophomore season in 2016
- ✦ Started all 13 games his senior year in 2018, catching 32 passes for 514 yards and two TDs
- ✦ Twenty-three of his 32 grabs resulted in first downs or touchdowns
- ✦ Tied for the team lead with 10 receptions of 20 or more yards
- ✦ Awarded Most Improved Player on offensive by the Michigan coaching staff after his junior year in 2017
- ✦ Started 11-of-13 games played at tight end
- ✦ Finished second on the team in receiving yards (303) and fourth in receptions (17)
- ✦ Saw action in seven games his sophomore year in 2016
- ✦ Graduated with a degree in English

### PERSONAL

- ✦ Played at Eldorado High School (Albuquerque, N.M.)
- ✦ Three-year starter at quarterback, helping team advance to two state semifinal appearances
- ✦ Completed 316-of-582 career passes for 3,732 yards and 27 TDs, rushing for 1,013 yards (242 carries) and 26 TDs
- ✦ Full name: Zach Gentry

### ZACH GENTRY'S NFL REGULAR SEASON RUSHING/RECEIVING STATISTICS

DATE	TEAM	GP	GS	RECEIVING					RUSHING				
				NO.	YDS.	AVG.	LG	TD	NO.	YDS.	AVG.	LG	TD
2019	Steelers	4	0	1	4	4.0	4	0	0	0	0.0	0	0
2020	Steelers	2	1	0	0	0.0	0	0	0	0	0.0	0	0
2021	Steelers	17	12	19	167	8.8	25	0	0	0	0.0	0	0
<b>NFL TOTALS</b>		<b>23</b>	<b>13</b>	<b>20</b>	<b>171</b>	<b>8.6</b>	<b>25</b>	<b>0</b>	<b>0</b>	<b>0</b>	<b>0.0</b>	<b>0</b>	<b>0</b>

## ZACH GENTRY'S NFL POSTSEASON RUSHING/RECEIVING STATISTICS

DATE	TEAM	GP	GS	RECEIVING					RUSHING				
				NO.	YDS.	AVG.	LG	TD	NO.	YDS.	AVG.	LG	TD
2020	Steelers	0	0	0	0	0.0	0	0	0	0	0.0	0	0
2021	Steelers	1	0	4	33	8.3	11	0	0	0	0.0	0	0
NFL TOTALS		1	0	4	33	8.3	11	0	0	0	0.0	0	0

## ZACH GENTRY'S NFL REGULAR SEASON RETURN STATISTICS

DATE	TEAM	KICKOFF RETURNS					PUNT RETURNS					
		RET.	YDS.	AVG.	LG	TD	NO.	FC	YDS.	AVG.	LG	TD
2019	Steelers	0	0	0.0	0	0	0	0	0	0.0	0	0
2020	Steelers	0	0	0.0	0	0	0	0	0	0.0	0	0
2021	Steelers	0	0	0.0	0	0	0	0	0	0.0	0	0
NFL TOTALS		0	0	0.0	0	0	0	0	0	0.0	0	0

## ZACH GENTRY'S NFL POSTSEASON RETURN STATISTICS

DATE	TEAM	KICKOFF RETURNS					PUNT RETURNS					
		RET.	YDS.	AVG.	LG	TD	NO.	FC	YDS.	AVG.	LG	TD
2020	Steelers	0	0	0.0	0	0	0	0	0	0.0	0	0
2021	Steelers	0	0	0.0	0	0	0	0	0	0.0	0	0
NFL TOTALS		0	0	0.0	0	0	0	0	0	0.0	0	0

## SINGLE-GAME HIGHS: RECEIVING

Receptions	4 at Baltimore Ravens, Jan 09, 2022 4 at Kansas City Chiefs, Dec 26, 2021	Longest Receptions	25 at Baltimore Ravens, Jan 09, 2022 24 at Cleveland Browns, Oct 31, 2021
Receiving Yards	39 at Baltimore Ravens, Jan 09, 2022 39 at Cleveland Browns, Oct 31, 2021	All-Purpose Yards	39 at Baltimore Ravens, Jan 09, 2022 39 at Cleveland Browns, Oct 31, 2021
Receiving Average	13.0 at Cleveland Browns, Oct 31, 2021 9.8 at Baltimore Ravens, Jan 09, 2022	Miscellaneous Tackles	1 at Kansas City Chiefs, Dec 26, 2021 1 at San Francisco 49ers, Sep 22, 2019

## SINGLE-GAME HIGHS - POSTSEASON: RECEIVING

Receptions	4 at Kansas City Chiefs, Jan 16, 2022	Longest Receptions	11 at Kansas City Chiefs, Jan 16, 2022
Receiving Yards	33 at Kansas City Chiefs, Jan 16, 2022		10 at Kansas City Chiefs, Jan 16, 2022
Receiving Average	8.3 at Kansas City Chiefs, Jan 16, 2022		7 at Kansas City Chiefs, Jan 16, 2022 5 at Kansas City Chiefs, Jan 16, 2022
		All-Purpose Yards	33 at Kansas City Chiefs, Jan 16, 2022

## 2021 GAME-BY-GAME REGULAR-SEASON STATISTICS (STEELERS)

DATE	OPPONENT	P/S	RECEIVING					RUSHING					W/L/T	SCORE
			NO.	YDS.	AVG.	LG	TD	NO.	YDS.	AVG.	LG	TD		
09/12	at Bills	P	1	-2	-2.0	-2	0	0	0	0.0	0	0	W	23-16
09/19	Raiders	P	0	0	0.0	0	0	0	0	0.0	0	0	L	17-26
09/26	Bengals	S	0	0	0.0	0	0	0	0	0.0	0	0	L	10-24
10/03	at Packers	P	1	10	10.0	10	0	0	0	0.0	0	0	L	17-27
10/10	Broncos	S	1	13	13.0	13	0	0	0	0.0	0	0	W	27-19
10/17	Seahawks	S	0	0	0.0	0	0	0	0	0.0	0	0	W	23-20+
10/31	at Browns	S	3	39	13.0	24	0	0	0	0.0	0	0	W	15-10
11/08	Bears	S	0	0	0.0	0	0	0	0	0.0	0	0	W	29-27
11/14	Lions	P	0	0	0.0	0	0	0	0	0.0	0	0	T	16-16
11/21	at Chargers	P	0	0	0.0	0	0	0	0	0.0	0	0	L	37-41
11/28	at Bengals	S	1	10	10.0	10	0	0	0	0.0	0	0	L	10-41
12/05	Ravens	S	2	10	5.0	5	0	0	0	0.0	0	0	W	20-19
12/09	at Vikings	S	0	0	0.0	0	0	0	0	0.0	0	0	L	28-36
12/19	Titans	S	1	17	17.0	17	0	0	0	0.0	0	0	W	19-13
12/26	at Chiefs	S	4	31	7.8	12	0	0	0	0.0	0	0	L	10-36
01/03	Browns	S	1	0	0.0	0	0	0	0	0.0	0	0	W	26-14
01/09	at Ravens	S	4	39	9.8	25	0	0	0	0.0	0	0	W	16-13+
2021 TOTALS		17-12	19	167	8.8	25	0	0	0	0.0	0	0	9-7-1	


+ - Overtime

## 2021 GAME-BY-GAME POSTSEASON STATISTICS (STEELERS)

DATE	OPPONENT	P/S	RECEIVING					RUSHING					W/L	SCORE
			NO.	YDS.	AVG.	LG	TD	NO.	YDS.	AVG.	LG	TD		
01/16	at Chiefs	P	4	33	8.3	11	0	0	0	0.0	0	0	L	21-42
2021 TOTALS		1-0	4	33	8.3	11	0	0	0	0.0	0	0	0-1	

## 2020 GAME-BY-GAME POSTSEASON STATISTICS (STEELERS)

DATE	OPPONENT	P/S	RECEIVING					RUSHING					W/L	SCORE
			NO.	YDS.	AVG.	LG	TD	NO.	YDS.	AVG.	LG	TD		
01/10	Browns		DID NOT PLAY										L	37-48
2020 TOTALS		0-0	0	0	0.0	0	0	0	0	0.0	0	0	0-1	



**62** 6'2"  
**NATE GILLIAM**  
GUARD

**HEIGHT:** 6-4  
**WEIGHT:** 310  
**COLLEGE:** Wake Forest  
**BORN:** July 6, 1997

**BIRTHPLACE:** Knoxville, TN  
**HOW ACQUIRED:** FA '20  
**NFL EXPERIENCE:** 1st year

### PRO CAREER

- ✦ Attended training camp in 2020 with the Los Angeles Chargers before spending time on the practice squads of both the Chargers and the Steelers
- ✦ Has yet to make NFL debut

#### 2021 (STEELERS/CHARGERS)

- ✦ Has yet to make Steelers debut
- ✦ Spent the first half of the season on the Chargers' practice squad before being released and signed to the Steelers' practice squad

#### 2020 (CHARGERS)

- ✦ Spent the entire season on the Chargers' practice squad

### TRANSACTIONS

- ✦ Signed by the Steelers to a future contract on Jan. 18, 2022
- ✦ Signed to the Steelers' practice squad on Jan. 7, 2022
- ✦ Released from the Steelers' practice squad on Dec. 28, 2021
- ✦ Signed to the Pittsburgh Steelers' practice squad on Dec. 21, 2021
- ✦ Released from the Chargers' practice squad on Oct. 26, 2021
- ✦ Signed to the Chargers' practice squad on Sept. 1, 2021
- ✦ Waived by the Chargers on August 31, 2021
- ✦ Signed by the Chargers to a future contract on Jan. 4, 2020
- ✦ Added to the Chargers' practice squad on Sept. 6, 2020
- ✦ Waived by the Chargers on Sept. 5, 2020
- ✦ Signed by the Los Angeles Chargers as an undrafted rookie free agent on Apr. 30, 2020

### COLLEGE

- ✦ Saw action in 47 games at Wake Forest over his career
- ✦ As a senior, started 12 games and was on the field for 828 snaps
- ✦ Named third team All-ACC offensive guard in 2019
- ✦ As a junior, started all 13 games in 2018 and led the team in total offensive snaps with 1,121
- ✦ Also tied for third on the team in knockdown blocks in 2018

### PERSONAL

- ✦ Attended Farragot High School
- ✦ Team captain as a senior
- ✦ Rated as a three-star recruit by 247, ESPN, Rivals and Scout
- ✦ Named First Team all-state in Class 6A in 2014 by the Tennessee Sports Writers Association
- ✦ Named All-District 4AAA and the district's lineman of the year
- ✦ All-Knoxville Interscholastic League honoree
- ✦ First Team All-PrepXtra
- ✦ Played in the Toyota East-West All-Star game following his senior season
- ✦ Son of David and Michelle Gilliam
- ✦ Brother, Jacob, was a starting offensive lineman at Tennessee in 2014

### NATE GILLIAM'S NFL REGULAR SEASON STATISTICS

DATE	TEAM	GP	GS
2020	Chargers	0	0
2021	Chargers	0	0
<b>NFL TOTALS</b>		<b>0</b>	<b>0</b>

### NATE GILLIAM'S NFL POSTSEASON STATISTICS

DATE	TEAM	GP	GS
2021	Steelers	0	0
<b>NFL TOTALS</b>		<b>0</b>	<b>0</b>

## 2021 GAME-BY-GAME REGULAR-SEASON STATISTICS (CHARGERS)

DATE	OPPONENT	P/S		W/L	SCORE
09/12	at Football Team		DID NOT PLAY	W	20-16
09/19	Cowboys		PRACTICE SQUAD	L	17-20
09/26	at Chiefs		PRACTICE SQUAD	W	30-24
10/04	Raiders		PRACTICE SQUAD	W	28-14
10/10	Browns		PRACTICE SQUAD	W	47-42
10/17	at Ravens		PRACTICE SQUAD	L	6-34
10/31	at Patriots		PRACTICE SQUAD	L	24-27
11/07	at Eagles		PRACTICE SQUAD	W	27-24
11/14	Vikings		PRACTICE SQUAD	L	20-27
11/21	Steelers		PRACTICE SQUAD	W	41-37
11/28	at Broncos		PRACTICE SQUAD	L	13-28
12/05	at Bengals		PRACTICE SQUAD	W	41-22
12/12	Giants		PRACTICE SQUAD	W	37-21
12/16	Chiefs		PRACTICE SQUAD	L	28-34+
12/26	at Texans		NOT ON ROSTER	L	29-41
01/02	Broncos		NOT ON ROSTER	W	34-13
01/09	at Raiders		NOT ON ROSTER	L	32-35+
<b>2021 TOTALS</b>		<b>0-0</b>		<b>9-8</b>	

+ - Overtime

## 2020 GAME-BY-GAME REGULAR-SEASON STATISTICS (CHARGERS)

DATE	OPPONENT	P/S		W/L	SCORE
09/13	at Bengals		DID NOT PLAY	W	16-13
<b>2020 TOTALS</b>		<b>0-0</b>		<b>1-0</b>	

## 2021 GAME-BY-GAME POSTSEASON STATISTICS (STEELERS)

DATE	OPPONENT	P/S		W/L	SCORE
01/16	at Chiefs		PRACTICE SQUAD	L	21-42
<b>2021 TOTALS</b>		<b>0-0</b>		<b>0-1</b>	



**74 CHAZ GREEN**  
OFFENSIVE TACKLE

**HEIGHT:** 6-5  
**WEIGHT:** 318  
**COLLEGE:** Florida  
**BORN:** April 8, 1982

**BIRTHPLACE:** Tampa, FL  
**HOW ACQUIRED:** UFA '21  
**NFL EXPERIENCE:** 8th year

### PRO CAREER

- ✦ Has competed in 39 games (eight starts) with the Colts, Cowboys, Raiders and Steelers
- ✦ Made NFL debut in Week 1 of 2016 (vs. N.Y. Giants)
- ✦ Made NFL starting debut in Week 3 of 2016 (vs. Chicago)

#### 2021 (STEELERS)

- ✦ Saw action in two games (Week 4 and Week 12) on special teams

#### 2020 (COLTS)

- ✦ Saw action in 15 games (one start)
- ✦ Made first start of the season in Week 16 at Pittsburgh
- ✦ Saw action at Buffalo in the Wild Card game

#### 2019 (BRONCOS)

- ✦ Spent offseason with the Broncos before being released on Aug. 31

#### 2018 (COWBOYS/SAINTS/RAIDERS)

- ✦ Appeared in four games (one start) with the Oakland Raiders
- ✦ Spent time on the New Orleans Saints but saw no action
- ✦ Spent training camp with the Dallas Cowboys before being released on Sept. 1

#### 2017 (COWBOYS)

- ✦ Competed in a career-high 14 games (four starts)
- ✦ Had three starts at left guard and one at left tackle

#### 2016 (COWBOYS)

- ✦ Appeared in four games (two starts)
- ✦ Started his first NFL game in a Week 3 win against Chicago
- ✦ Spent 12 weeks on the Physically Unable to Perform list after having surgery for a herniated disc

#### 2015 (COWBOYS)

- ✦ Activated on Dec. 3 from Physically Unable to Perform list
- ✦ Missed training camp and beginning of the season after having surgery on his hip in June

### TRANSACTIONS

- ✦ Signed to a one-year contract with the Pittsburgh Steelers on July 20, 2021
- ✦ Signed to the Colts' active roster on Sept. 6, 2020
- ✦ Released by the Colts on Sept. 6, 2020
- ✦ Signed to a reserve/future contract by the Indianapolis Colts on Dec. 30, 2019
- ✦ Released by the Denver Broncos on Aug. 31, 2019
- ✦ Signed by Denver as a free agent on June 3, 2019
- ✦ Released by the Oakland Raiders on May 28, 2019
- ✦ Signed by the Raiders as a free agent on Nov. 27, 2018
- ✦ Waived by the New Orleans Saints on Nov. 21, 2018
- ✦ Signed by New Orleans as a free agent on Oct. 24, 2018
- ✦ Waived by the Cowboys on Sept. 1, 2018
- ✦ Originally drafted by the Dallas Cowboys in the third round (91st overall) of the 2015 NFL Draft

### COLLEGE

- ✦ Started 29 games at Florida from 2011-14 and was named a team captain his senior year
- ✦ In 2014, he started 11 games at both right tackle (nine starts) and left tackle (two starts)
- ✦ Earned the Chris Patrick Courage Award after returning from a season-ending injury the previous year
- ✦ Missed the entire 2013 season after suffering an injury in offseason workouts
- ✦ As a redshirt sophomore, he played in 11 games (10 starts)
- ✦ As a redshirt freshman, he was named a Freshman All-America choice and was named to the SEC All-Freshman team after he started nine games
- ✦ Redshirted the 2010 season



## PERSONAL

- ✦ Attended Tampa (Fla.) Catholic High School
- ✦ Rated a four-star prospect and the No. 6 offensive lineman in the nation out of high school according to Rivals.com
- ✦ Named to the Top 150 Dream Team by PrepStar Magazine
- ✦ Helped the team rush for over 3,000 yards in 2009
- ✦ Was named a Second Team FSWA 2A All-State selection as a junior and led his team to the state championship
- ✦ Participated in the 2010 Under Armour All-America Game
- ✦ Married to his wife, Aisha
- ✦ A native of Tampa, Fla.
- ✦ Full name is Chaz Green

## CHAZ GREEN'S NFL REGULAR SEASON DEFENSIVE STATISTICS

DATE	TEAM	GP	GS	TACKLES							INTERCEPTIONS					O. FUMB				ST			MISC						
				TK	S	A	TFL	YDS	SK	YDS	QBH	NO	YDS	LG	TD	PD	FF	FR	TD	YDS	TK	S	A	FF	FR	S	A		
2015	Cowboys	0	0	0	0	0	0	0	0.0	0.0	0	0	0	0	0	0	0	0	0	0	0	0	0	0	0	0	0		
2016	Cowboys	4	2	0	0	0	0	0	0.0	0.0	0	0	0	0	0	0	0	0	0	0	0	0	0	0	0	0	0		
2017	Cowboys	14	4	0	0	0	0	0	0.0	0.0	0	0	0	0	0	0	0	0	0	0	0	0	0	0	0	0	1	0	
2018	Cowboys	0	0	0	0	0	0	0	0.0	0.0	0	0	0	0	0	0	0	0	0	0	0	0	0	0	0	0	0	0	
Went from Dallas to New Orleans.																													
2018	Saints	0	0	0	0	0	0	0	0.0	0.0	0	0	0	0	0	0	0	0	0	0	0	0	0	0	0	0	0	0	
Went from New Orleans to Oakland.																													
2018	Raiders	4	1	0	0	0	0	0	0.0	0.0	0	0	0	0	0	0	0	0	0	0	0	0	0	0	0	0	0	0	0
2018	TOTAL	4	1	0	0	0	0	0	0.0	0.0	0	0	0	0	0	0	0	0	0	0	0	0	0	0	0	0	0	0	0
2019	Broncos	0	0	0	0	0	0	0	0.0	0.0	0	0	0	0	0	0	0	0	0	0	0	0	0	0	0	0	0	0	0
2020	Colts	15	1	0	0	0	0	0	0.0	0.0	0	0	0	0	0	0	0	0	0	0	0	0	0	0	0	0	0	0	0
2021	Steelers	2	0	0	0	0	0	0	0.0	0.0	0	0	0	0	0	0	0	0	0	0	0	0	0	0	0	0	0	0	0
NFL TOTALS		39	8	0	0	0	0	0	0.0	0.0	0	0	0	0	0	0	0	0	0	0	0	0	0	0	0	0	0	1	0

## CHAZ GREEN'S NFL POSTSEASON DEFENSIVE STATISTICS

DATE	TEAM	GP	GS	TACKLES							INTERCEPTIONS					O. FUMB				ST			MISC						
				TK	S	A	TFL	YDS	SK	YDS	QBH	NO	YDS	LG	TD	PD	FF	FR	TD	YDS	TK	S	A	FF	FR	S	A		
2020	Colts	1	0	0	0	0	0	0	0.0	0.0	0	0	0	0	0	0	0	0	0	0	0	0	0	0	0	0	0	0	0
2021	Steelers	0	0	0	0	0	0	0	0.0	0.0	0	0	0	0	0	0	0	0	0	0	0	0	0	0	0	0	0	0	0
NFL TOTALS		1	0	0	0	0	0	0	0.0	0.0	0	0	0	0	0	0	0	0	0	0	0	0	0	0	0	0	0	0	0

## CHAZ GREEN'S NFL REGULAR SEASON STATISTICS

DATE	TEAM	GP	GS
2015	Cowboys	0	0
2016	Cowboys	4	2
2017	Cowboys	14	4
2018	Cowboys	0	0
Went from Dallas to New Orleans.			
2018	Saints	0	0
Went from New Orleans to Oakland.			
2018	Raiders	4	1
2018	TOTAL	4	1
2019	Broncos	0	0
2020	Colts	15	1
2021	Steelers	2	0
NFL TOTALS		39	8

## CHAZ GREEN'S NFL POSTSEASON STATISTICS

DATE	TEAM	GP	GS
2020	Colts	1	0
2021	Steelers	0	0
NFL TOTALS		1	0

## 2021 GAME-BY-GAME REGULAR-SEASON STATISTICS (STEELERS)

DATE	OPPONENT	P/S	TACKLES							INTERCEPTIONS					O. FUMB				ST			MISC		W/L	SCORE		
			TK	S	A	SK	YDS	TFL	YDS	QBH	NO	YDS	LG	TD	PD	FF	FR	TD	YDS	TK	S	A	FF			FR	S
09/12	at Bills																									W	23-16
09/19	Raiders																									L	17-26
09/26	Bengals																									L	10-24
10/03	at Packers																									L	17-27
10/10	Broncos																									W	27-19
10/17	Seahawks																									W	23-20+
10/31	at Browns																									W	15-10
11/08	Bears																									W	29-27
11/14	Lions																									T	16-16
11/21	at Chargers																									L	37-41
11/28	at Bengals																									L	10-41
12/05	Ravens																									W	20-19
12/09	at Vikings																									L	28-36
12/19	Titans																									W	19-13
12/26	at Chiefs																									L	10-36
01/03	Browns																									W	26-14
01/09	at Ravens																									W	16-13+

2021 TOTALS

+ - Overtime

0 0 0 0.0 0.0 9-7-1

2020 GAME-BY-GAME REGULAR-SEASON STATISTICS (COLTS)

DATE	OPPONENT	P/S	TACKLES							INTERCEPTIONS				O. FUMB			ST			MISC		W/L	SCORE				
			TK	S	A	SK	YDS	TFL	YDS	QBH	NO	YDS	LG	TD	PD	FF	FR	TD	YDS	TK	S			A	FF	FR	S
09/13	at Jaguars	P	0	0	0	0.0	0.0	0	0	0	0	0	0	0	0	0	0	0	0	0	0	0	0	0	0	L	20-27
09/20	Vikings	P	0	0	0	0.0	0.0	0	0	0	0	0	0	0	0	0	0	0	0	0	0	0	0	0	0	W	28-11
09/27	Jets	P	0	0	0	0.0	0.0	0	0	0	0	0	0	0	0	0	0	0	0	0	0	0	0	0	0	W	36-7
10/04	at Bears	P	0	0	0	0.0	0.0	0	0	0	0	0	0	0	0	0	0	0	0	0	0	0	0	0	0	W	19-11
10/11	at Browns	P	0	0	0	0.0	0.0	0	0	0	0	0	0	0	0	0	0	0	0	0	0	0	0	0	0	L	23-32
10/18	Bengals																									W	31-27
11/01	at Lions	P	0	0	0	0.0	0.0	0	0	0	0	0	0	0	0	0	0	0	0	0	0	0	0	0	0	W	41-21
11/08	Ravens	P	0	0	0	0.0	0.0	0	0	0	0	0	0	0	0	0	0	0	0	0	0	0	0	0	0	L	10-24
11/12	at Titans	P	0	0	0	0.0	0.0	0	0	0	0	0	0	0	0	0	0	0	0	0	0	0	0	0	0	W	34-17
11/22	Packers	P	0	0	0	0.0	0.0	0	0	0	0	0	0	0	0	0	0	0	0	0	0	0	0	0	0	W	34-31+
11/29	Titans	P	0	0	0	0.0	0.0	0	0	0	0	0	0	0	0	0	0	0	0	0	0	0	0	0	0	L	26-45
12/06	at Texans	P	0	0	0	0.0	0.0	0	0	0	0	0	0	0	0	0	0	0	0	0	0	0	0	0	0	W	26-20
12/13	at Raiders	P	0	0	0	0.0	0.0	0	0	0	0	0	0	0	0	0	0	0	0	0	0	0	0	0	0	W	44-27
12/20	Texans	P	0	0	0	0.0	0.0	0	0	0	0	0	0	0	0	0	0	0	0	0	0	0	0	0	0	W	27-20
12/27	at Steelers	S	0	0	0	0.0	0.0	0	0	0	0	0	0	0	0	0	0	0	0	0	0	0	0	0	0	L	24-28
01/03	Jaguars	P	0	0	0	0.0	0.0	0	0	0	0	0	0	0	0	0	0	0	0	0	0	0	0	0	0	W	28-14
2020 TOTALS		15-1	0	0	0	0.0	0.0	0	0	0	0	0	0	0	0	0	0	0	0	0	0	0	0	0	0	11-5	

+ - Overtime

2019 GAME-BY-GAME REGULAR-SEASON STATISTICS (BRONCOS)

DATE	OPPONENT	P/S	TACKLES							INTERCEPTIONS				O. FUMB			ST			MISC		W/L	SCORE				
			TK	S	A	SK	YDS	TFL	YDS	QBH	NO	YDS	LG	TD	PD	FF	FR	TD	YDS	TK	S			A	FF	FR	S
09/09	at Raiders																									L	16-24
09/15	Bears																									L	14-16
09/22	at Packers																									L	16-27
09/29	Jaguars																									L	24-26
10/06	at Chargers																									W	20-13
10/13	Titans																									W	16-0
10/17	Chiefs																									L	6-30
10/27	at Colts																									L	13-15
11/03	Browns																									W	24-19
11/17	at Vikings																									L	23-27
11/24	at Bills																									L	3-20
12/01	Chargers																									W	23-20
12/08	at Texans																									W	38-24
12/15	at Chiefs																									L	3-23
12/22	Lions																									W	27-17
12/29	Raiders																									W	16-15
2019 TOTALS			0	0	0	0.0	0.0	0	0	0	0	0	0	0	0	0	0	0	0	0	0	0	0	0	0	7-9	

2018 GAME-BY-GAME REGULAR-SEASON STATISTICS (COWBOYS/SAINTS/RAIDERS)

DATE	OPPONENT	P/S	TACKLES							INTERCEPTIONS				O. FUMB			ST			MISC		W/L	SCORE				
			TK	S	A	SK	YDS	TFL	YDS	QBH	NO	YDS	LG	TD	PD	FF	FR	TD	YDS	TK	S			A	FF	FR	S
09/09	at Panthers																									L	8-16
09/16	Giants																									W	20-13
09/23	at Seahawks																									L	13-24
09/30	Lions																									W	26-24
10/07	at Texans																									L	16-19+
10/14	Jaguars																									W	40-7
10/21	at Redskins																									L	17-20
10/28	at Vikings																									W	30-20
11/04	Rams																									W	45-35
11/11	at Eagles																									W	27-20
11/18	at Falcons																									W	22-19
11/22	Redskins																									W	31-23
12/02	Chiefs																									L	33-40
12/09	Steelers	P	0	0	0	0.0	0.0	0	0	0	0	0	0	0	0	0	0	0	0	0	0	0	0	0	0	W	24-21
12/16	at Bengals	S	0	0	0	0.0	0.0	0	0	0	0	0	0	0	0	0	0	0	0	0	0	0	0	0	0	L	16-30
12/24	Broncos	P	0	0	0	0.0	0.0	0	0	0	0	0	0	0	0	0	0	0	0	0	0	0	0	0	0	W	27-14
12/30	at Chiefs	P	0	0	0	0.0	0.0	0	0	0	0	0	0	0	0	0	0	0	0	0	0	0	0	0	0	L	3-35
2018 TOTALS		4-1	0	0	0	0.0	0.0	0	0	0	0	0	0	0	0	0	0	0	0	0	0	0	0	0	0	10-7	

+ - Overtime

2017 GAME-BY-GAME REGULAR-SEASON STATISTICS (COWBOYS)

DATE	OPPONENT	P/S	TACKLES							INTERCEPTIONS				O. FUMB			ST			MISC		W/L	SCORE					
			TK	S	A	SK	YDS	TFL	YDS	QBH	NO	YDS	LG	TD	PD	FF	FR	TD	YDS	TK	S			A	FF	FR	S	A
09/10	Giants	S	0	0	0	0.0	0.0	0	0	0	0	0	0	0	0	0	0	0	0	0	0	0	0	0	0	0	W	19-3
09/17	at Broncos	S	0	0	0	0.0	0.0	0	0	0	0	0	0	0	0	0	0	0	0	0	0	0	0	0	0	0	L	17-42
09/25	at Cardinals	S	0	0	0	0.0	0.0	0	0	0	0	0	0	0	0	0	0	0	0	0	0	0	0	0	0	0	W	28-17
10/01	Rams		DID NOT PLAY (NON-INJURY)																								L	30-35
10/08	Packers	P	0	0	0	0.0	0.0	0	0	0	0	0	0	0	0	0	0	0	0	0	0	0	0	0	0	0	L	31-35
10/22	at 49ers	P	0	0	0	0.0	0.0	0	0	0	0	0	0	0	0	0	0	0	0	0	0	0	0	0	0	0	W	40-10
10/29	at Redskins	P	0	0	0	0.0	0.0	0	0	0	0	0	0	0	0	0	0	0	0	0	0	0	0	0	0	0	W	33-19
11/05	Chiefs	P	0	0	0	0.0	0.0	0	0	0	0	0	0	0	0	0	0	0	0	0	0	0	0	0	0	0	W	28-17
11/12	at Falcons	S	0	0	0	0.0	0.0	0	0	0	0	0	0	0	0	0	0	0	0	0	0	0	0	0	0	0	L	7-27
11/19	Eagles	P	0	0	0	0.0	0.0	0	0	0	0	0	0	0	0	0	0	0	0	0	0	0	0	0	0	0	L	9-37
11/23	Chargers		DID NOT PLAY (NON-INJURY)																								L	6-28
11/30	Redskins	P	0	0	0	0.0	0.0	0	0	0	0	0	0	0	0	0	0	0	0	0	0	0	0	0	0	0	W	38-14
12/10	at Giants	P	0	0	0	0.0	0.0	0	0	0	0	0	0	0	0	0	0	0	0	0	0	0	0	0	0	0	W	30-10
12/17	at Raiders	P	0	0	0	0.0	0.0	0	0	0	0	0	0	0	0	0	0	0	0	0	0	0	0	0	0	0	W	20-17
12/24	Seahawks	P	0	0	0	0.0	0.0	0	0	0	0	0	0	0	0	0	0	0	0	0	0	0	0	0	0	0	L	12-21
12/31	at Eagles	P	0	0	0	0.0	0.0	0	0	0	0	0	0	0	0	0	0	0	0	0	0	0	0	0	0	0	W	6-0
2017 TOTALS		14-4	0	0	0	0.0	0.0	0	0	0	0	0	0	0	0	0	0	0	0	0	0	0	0	0	0	0	1	9-7

2016 GAME-BY-GAME REGULAR-SEASON STATISTICS (COWBOYS)

DATE	OPPONENT	P/S	TACKLES							INTERCEPTIONS				O. FUMB			ST			MISC		W/L	SCORE					
			TK	S	A	SK	YDS	TFL	YDS	QBH	NO	YDS	LG	TD	PD	FF	FR	TD	YDS	TK	S			A	FF	FR	S	A
09/11	Giants	P	0	0	0	0.0	0.0	0	0	0	0	0	0	0	0	0	0	0	0	0	0	0	0	0	0	0	L	19-20
09/18	at Redskins	P	0	0	0	0.0	0.0	0	0	0	0	0	0	0	0	0	0	0	0	0	0	0	0	0	0	0	W	27-23
09/25	Bears	S	0	0	0	0.0	0.0	0	0	0	0	0	0	0	0	0	0	0	0	0	0	0	0	0	0	0	W	31-17
10/02	at 49ers	S	0	0	0	0.0	0.0	0	0	0	0	0	0	0	0	0	0	0	0	0	0	0	0	0	0	0	W	24-17
10/09	Bengals		INACTIVE																								W	28-14
10/16	at Packers		INACTIVE																								W	30-16
10/30	Eagles		INACTIVE																								W	29-23+
11/06	at Browns		INACTIVE																								W	35-10
11/13	at Steelers		INACTIVE																								W	35-30
11/20	Ravens		INACTIVE																								W	27-17
11/24	Redskins		INACTIVE																								W	31-26
12/01	at Vikings		INACTIVE																								W	17-15
12/11	at Giants		INACTIVE																								L	7-10
2016 TOTALS		4-2	0	0	0	0.0	0.0	0	0	0	0	0	0	0	0	0	0	0	0	0	0	0	0	0	0	0	11-2	

+ - Overtime

2015 GAME-BY-GAME REGULAR-SEASON STATISTICS (COWBOYS)

DATE	OPPONENT	P/S	TACKLES							INTERCEPTIONS				O. FUMB			ST			MISC		W/L	SCORE					
			TK	S	A	SK	YDS	TFL	YDS	QBH	NO	YDS	LG	TD	PD	FF	FR	TD	YDS	TK	S			A	FF	FR	S	A
09/13	Giants		NOT ON ROSTER																								W	27-26
09/20	at Eagles		NOT ON ROSTER																								W	20-10
09/27	Falcons		NOT ON ROSTER																								L	28-39
10/04	at Saints		NOT ON ROSTER																								L	20-26+
10/11	Patriots		NOT ON ROSTER																								L	6-30
10/25	at Giants		NOT ON ROSTER																								L	20-27
11/01	Seahawks		NOT ON ROSTER																								L	12-13
11/08	Eagles		NOT ON ROSTER																								L	27-33+
11/15	at Buccaneers		NOT ON ROSTER																								L	6-10
11/22	at Dolphins		NOT ON ROSTER																								W	24-14
11/26	Panthers		NOT ON ROSTER																								L	14-33
12/07	at Redskins		ON INACTIVE LIST																								W	19-16
12/13	at Packers		INACTIVE																								L	7-28
12/19	Jets		INACTIVE																								L	16-19
12/27	at Bills		ON INACTIVE LIST																								L	6-16
01/03	Redskins		INACTIVE																								L	23-34
2015 TOTALS			0	0	0	0.0	0.0	0	0	0	0	0	0	0	0	0	0	0	0	0	0	0	0	0	0	0	4-12	

+ - Overtime

2021 GAME-BY-GAME POSTSEASON STATISTICS (STEELERS)

DATE	OPPONENT	P/S	TACKLES							INTERCEPTIONS				O. FUMB			ST			MISC		W/L	SCORE					
			TK	S	A	SK	YDS	TFL	YDS	QBH	NO	YDS	LG	TD	PD	FF	FR	TD	YDS	TK	S			A	FF	FR	S	A
01/16	at Chiefs		PRACTICE SQUAD																								L	21-42
2021 TOTALS			0	0	0	0.0	0.0	0	0	0	0	0	0	0	0	0	0	0	0	0	0	0	0	0	0	0	0	0-1

2020 GAME-BY-GAME POSTSEASON STATISTICS (COLTS)

DATE	OPPONENT	P/S	TACKLES							INTERCEPTIONS				O. FUMB			ST			MISC		W/L	SCORE					
			TK	S	A	SK	YDS	TFL	YDS	QBH	NO	YDS	LG	TD	PD	FF	FR	TD	YDS	TK	S			A	FF	FR	S	A
01/09	at Bills	P	0	0	0	0.0	0.0	0	0	0	0	0	0	0	0	0	0	0	0	0	0	0	0	0	0	0	L	24-27
2020 TOTALS		1-0	0	0	0	0.0	0.0	0	0	0	0	0	0	0	0	0	0	0	0	0	0	0	0	0	0	0	0-1	

## 2021 GAME-BY-GAME REGULAR-SEASON STATISTICS (STEELERS)

DATE	OPPONENT	P/S		W/L/T	SCORE
09/12	at Bills		PRACTICE SQUAD	W	23-16
09/19	Raiders		PRACTICE SQUAD	L	17-26
09/26	Bengals		PRACTICE SQUAD	L	10-24
10/03	at Packers		PRACTICE SQUAD	L	17-27
10/10	Broncos		PRACTICE SQUAD	W	27-19
10/17	Seahawks		PRACTICE SQUAD	W	23-20+
10/31	at Browns		PRACTICE SQUAD	W	15-10
11/08	Bears		PRACTICE SQUAD	W	29-27
11/14	Lions		PRACTICE SQUAD	T	16-16
11/21	at Chargers		PRACTICE SQUAD	L	37-41
11/28	at Bengals		PRACTICE SQUAD	L	10-41
12/05	Ravens		PRACTICE SQUAD	W	20-19
12/09	at Vikings		DID NOT PLAY (NON-INJURY)	L	28-36
12/19	Titans		PRACTICE SQUAD	W	19-13
12/26	at Chiefs		PRACTICE SQUAD	L	10-36
01/03	Browns		PRACTICE SQUAD	W	26-14
01/09	at Ravens		PRACTICE SQUAD	W	16-13+
<b>2021 TOTALS</b>		<b>0-0</b>			<b>9-7-1</b>


+ - Overtime

## 2021 GAME-BY-GAME POSTSEASON STATISTICS (STEELERS)

DATE	OPPONENT	P/S		W/L	SCORE
01/16	at Chiefs		PRACTICE SQUAD	L	21-42
<b>2021 TOTALS</b>		<b>0-0</b>		<b>0-1</b>	

## 2020 GAME-BY-GAME POSTSEASON STATISTICS (COLTS)

DATE	OPPONENT	P/S		W/L	SCORE
01/09	at Bills	P		L	24-27
<b>2020 TOTALS</b>		<b>1-0</b>		<b>0-1</b>	



53

## KENDRICK GREEN

OFFENSIVE LINEMAN

**HEIGHT:** 6-4

**WEIGHT:** 315

**COLLEGE:** Illinois

**BORN:** December 22, 1988

**BIRTHPLACE:** Peoria, IL

**HOW ACQUIRED:** 03 21

**NFL EXPERIENCE:** 2nd year

### PRO CAREER

- ✦ First rookie center to start for the Steelers since Maurkice Pouncey in 2010
- ✦ Only rookie center in the NFL to start in a season opener in 2021
- ✦ Made NFL debut in Week 1 of 2021 (at Buffalo)
- ✦ Made NFL starting debut in Week 1 of 2021 (at Buffalo)

#### 2021 (STEELERS)

- ✦ Played and started in 15 games as a rookie
- ✦ Was one of five rookie starters, marking the first time the Steelers started at least five rookies in a season opener since 1991
- ✦ Blocked for 100-yard rusher twice in 2022 (Week 5: Najee Harris - 122 yds, Week 9: Najee Harris - 105 yds)

### TRANSACTIONS

- ✦ Drafted by the Steelers in the third round (87th overall) in the 2021 NFL Draft

### COLLEGE

- ✦ Started 33 career games at Illinois (2017-20), including four at center and 29 at left guard
- ✦ Finished his collegiate career with a streak of 33 consecutive starts
- ✦ 2020 USA TODAY second-team All-America
- ✦ 2020 Associated Press first-team All-Big Ten
- ✦ Illinois' first offensive player to earn All-America honors since FB Jay Prosch in 2011
- ✦ Illinois' first offensive lineman to earn All-America honors since Jon Asamoah in 2009
- ✦ Consensus first-team All-Big Ten
- ✦ Illinois' first offensive player to earn first-team All-Big Ten since WR A.J. Jenkins in 2011
- ✦ Illinois' first offensive lineman to earn first-team All-Big Ten since Martin O'Donnell in 2007
- ✦ Started all eight games in 2020 and moved to center for three games while starting center Doug Kramer was sidelined
- ✦ Ranked as the third-highest rated guard in the country by PFF and No. 17 (min. 475 snaps) offensive lineman in the nation during the regular season
- ✦ Started 12 games at left guard and one game at center in 2019
- ✦ 2019 Pro Football Focus All-America honorable mention
- ✦ 2019 All-Big Ten honorable mention (media)
- ✦ Moved to offensive line prior to the 2018 season after practicing at defensive tackle during his freshman season in 2017

### PERSONAL

- ✦ Four-star recruit by Scout
- ✦ Three-star recruit by 247Sports, Rivals and ESPN
- ✦ Ranked as a top 500 recruit in the nation by 247Sports
- ✦ Ranked No. 22 defensive tackle in the nation by Scout, No. 30 by Rivals, No. 31 by 247Sports and No. 50 by ESPN
- ✦ Ranked No. 5 recruit in Illinois by Scout, No. 8 by 247Sports, No. 9 by ESPN and No. 14 by Rivals
- ✦ Played at Peoria High School for head coach Tim Thornton
- ✦ USA Football U-19 team member for IFAF World Championships in Harbin, China
- ✦ Blue-Grey All-American
- ✦ Led Peoria to 2016 IHSA 5A state championship; registered 111 tackles, 33.0 tackles for loss and 15.0 sacks as a senior
- ✦ 2016 Illinois High School Football Coaches Association all-state first team
- ✦ 2016 Preps Plus All-State first team
- ✦ 2016 ALL-USA Illinois Football Team
- ✦ 2016 Big 12 all-conference
- ✦ Born Dec. 22, 1988
- ✦ Graduated with a degree in sociology
- ✦ Organized Black Lives Matter march for Illinois student-athletes on Aug. 31, 2020

### KENDRICK GREEN'S NFL REGULAR SEASON STATISTICS

DATE	TEAM	GP	GS
2021	Steelers	15	15
<b>NFL TOTALS</b>		<b>15</b>	<b>15</b>

### KENDRICK GREEN'S NFL POSTSEASON STATISTICS

DATE	TEAM	GP	GS
2021	Steelers	0	0
<b>NFL TOTALS</b>		<b>0</b>	<b>0</b>

## 2021 GAME-BY-GAME REGULAR-SEASON STATISTICS (STEELERS)

DATE	OPPONENT	P/S	W/L/T	SCORE
09/12	at Bills	S	W	23-16
09/19	Raiders	S	L	17-26
09/26	Bengals	S	L	10-24
10/03	at Packers	S	L	17-27
10/10	Broncos	S	W	27-19
10/17	Seahawks	S	W	23-20+
10/31	at Browns	S	W	15-10
11/08	Bears	S	W	29-27
11/14	Lions	S	T	16-16
11/21	at Chargers	S	L	37-41
11/28	at Bengals	S	L	10-41
12/05	Ravens	S	W	20-19
12/09	at Vikings	S	L	28-36
12/19	Titans	S	W	19-13
12/26	at Chiefs	S	L	10-36
01/03	Browns		W	26-14
01/09	at Ravens		W	16-13+
2021 TOTALS		15-15		9-7-1

+ - Overtime

## 2021 GAME-BY-GAME POSTSEASON STATISTICS (STEELERS)

DATE	OPPONENT	P/S	W/L	SCORE
01/16	at Chiefs		L	21-42
2021 TOTALS		0-0		0-1





71

## JOE HAEG

OFFENSIVE TACKLE

**HEIGHT:** 6-6

**WEIGHT:** 298

**COLLEGE:** North Dakota State

**BORN:** March 11, 1993

**BIRTHPLACE:** Lake Shore, MN

**HOW ACQUIRED:** UFA '21

**NFL EXPERIENCE:** 7th year

### PRO CAREER

- ✦ Has played in 79 games (40 starts) over his six-year NFL career (Colts 2016-19, Buccaneers 2020; Steelers 2021)
- ✦ Has played in seven postseason games (no starts) in 2018 (Colts, two), 2020 (Buccaneers, four) and 2021 (Steelers, one)
- ✦ Made NFL debut in Week 2 of 2016 (at Denver)
- ✦ Made NFL starting debut in Week 3 of 2016 (vs. San Diego Chargers)
- ✦ Super Bowl LV Champion with Tampa Bay

#### 2021 (STEELERS)

- ✦ Made his first start as a Steeler in Week 4 at Green Bay
- ✦ Saw action in 12 games with two starts

#### 2020 (BUCCANEERS)

- ✦ Played in 12 regular-season games (three starts) along with appearing in all four postseason contests
- ✦ Captured Super Bowl LV with Tampa Bay
- ✦ Started at tackle in Week 7 (at Las Vegas) and Week 8 (at N.Y. Giants)
- ✦ Started at guard in Week 9 (vs. New Orleans)

#### 2019 (COLTS)

- ✦ Played in 16 regular-season games (no starts)

#### 2018 (COLTS)

- ✦ Played in eight regular-season games (six starts) along with appearing in both postseason contests

#### 2017 (COLTS)

- ✦ Played in 16 regular-season games (15 starts)

#### 2016 (COLTS)

- ✦ Played in 15 regular-season games (14 starts)
- ✦ Started games at three difference positions, blocking for a Colts offense that tied for fifth in the NFL in passing yards per game, seventh in points scored and 10th in yards per game

### TRANSACTIONS

- ✦ Signed a two-year contract with Pittsburgh on Mar. 20, 2021
- ✦ Signed a one-year contract with Tampa Bay on Mar. 20, 2020
- ✦ Signed a four-year contract with Indianapolis on May 5, 2016
- ✦ Drafted by the Colts in the fifth round (155th overall) of the 2016 NFL Draft

### COLLEGE

- ✦ A four-year letterman at North Dakota State, starting 60 games
- ✦ Part of a program that won the NCAA Division I FCS National Championship all five years he was a member of the program
- ✦ Earned first-team FCS All-American honors in both 2014 and 2015, while also being named to the 2015 Walter Camp FCS All-America Team, a 2015 STATS first-team All-American and earning an invite to the 2016 Senior Bowl
- ✦ Redshirted in 2011

### PERSONAL

- ✦ Attended Brainerd High School (Brainerd, Minnesota), where he was a three-time letterwinner and earned all-state, all-section and all-conference honors as a senior

### JOE HAEG'S NFL REGULAR SEASON DEFENSIVE STATISTICS

DATE	TEAM	GP	GS	TACKLES							INTERCEPTIONS				O. FUMB			ST			MISC					
				TK	S	A	TFL	YDS	SK	YDS	QBH	NO	YDS	LG	TD	PD	FF	FR	TD	YDS	TK	S	A	FF	FR	S
2016	Colts	15	14	0	0	0	0	0	0.0	0.0	0	0	0	0	0	0	0	0	0	0	0	0	0	0	0	0
2017	Colts	16	15	0	0	0	0	0	0.0	0.0	0	0	0	0	0	0	0	0	0	0	0	0	0	1	0	
2018	Colts	8	6	0	0	0	0	0	0.0	0.0	0	0	0	0	0	0	0	0	0	0	0	0	0	0	0	0
2019	Colts	16	0	0	0	0	0	0	0.0	0.0	0	0	0	0	0	0	0	0	0	0	0	0	0	0	0	0
2020	Buccaneers	12	3	0	0	0	0	0	0.0	0.0	0	0	0	0	0	0	0	0	0	0	0	0	0	0	0	0
2021	Steelers	12	2	0	0	0	0	0	0.0	0.0	0	0	0	0	0	0	0	0	0	0	0	0	0	1	0	
<b>NFL TOTALS</b>		<b>79</b>	<b>40</b>	<b>0</b>	<b>0</b>	<b>0</b>	<b>0</b>	<b>0</b>	<b>0.0</b>	<b>0.0</b>	<b>0</b>	<b>0</b>	<b>0</b>	<b>0</b>	<b>0</b>	<b>0</b>	<b>0</b>	<b>0</b>	<b>0</b>	<b>0</b>	<b>0</b>	<b>0</b>	<b>0</b>	<b>2</b>	<b>0</b>	<b>0</b>

## JOE HAEG'S NFL POSTSEASON DEFENSIVE STATISTICS

DATE	TEAM	GP	GS	TACKLES							INTERCEPTIONS					O. FUMB			ST			MISC					
				TK	S	A	SK	YDS	TFL	YDS	QBH	NO	YDS	LG	TD	PD	FF	FR	TD	YDS	TK	S	A	FF	FR	S	A
2018	Colts	2	0	0	0	0	0	0	0	0.0	0.0	0	0	0	0	0	0	0	0	0	0	0	0	0	0	0	0
2020	Buccaneers	4	0	0	0	0	0	0	0	0.0	0.0	0	0	0	0	0	0	0	0	0	0	0	0	0	0	0	
2021	Steelers	1	0	0	0	0	0	0	0	0.0	0.0	0	0	0	0	0	0	0	0	0	0	0	0	0	0	0	
<b>NFL TOTALS</b>		<b>7</b>	<b>0</b>	<b>0</b>	<b>0</b>	<b>0</b>	<b>0</b>	<b>0</b>	<b>0</b>	<b>0.0</b>	<b>0.0</b>	<b>0</b>	<b>0</b>	<b>0</b>	<b>0</b>	<b>0</b>	<b>0</b>	<b>0</b>	<b>0</b>	<b>0</b>	<b>0</b>	<b>0</b>	<b>0</b>	<b>0</b>	<b>0</b>	<b>0</b>	

## JOE HAEG'S NFL REGULAR SEASON STATISTICS

DATE	TEAM	GP	GS
2016	Colts	15	14
2017	Colts	16	15
2018	Colts	8	6
2019	Colts	16	0
2020	Buccaneers	12	3
2021	Steelers	12	2
<b>NFL TOTALS</b>		<b>79</b>	<b>40</b>

## JOE HAEG'S NFL POSTSEASON STATISTICS

DATE	TEAM	GP	GS
2018	Colts	2	0
2020	Buccaneers	4	0
2021	Steelers	1	0
<b>NFL TOTALS</b>		<b>7</b>	<b>0</b>

## 2021 GAME-BY-GAME REGULAR-SEASON STATISTICS (STEELERS)

DATE	OPPONENT	P/S	TACKLES							INTERCEPTIONS					O. FUMB			ST			MISC		W/L	SCORE				
			TK	S	A	SK	YDS	TFL	YDS	QBH	NO	YDS	LG	TD	PD	FF	FR	TD	YDS	TK	S	A			FF	FR	S	A
09/12	at Bills	P	0	0	0	0.0	0.0	0	0	0	0	0	0	0	0	0	0	0	0	0	0	0	0	0	0	0	W	23-16
09/19	Raiders	P	0	0	0	0.0	0.0	0	0	0	0	0	0	0	0	0	0	0	0	0	0	0	0	0	0	0	L	17-26
09/26	Bengals	P	0	0	0	0.0	0.0	0	0	0	0	0	0	0	0	0	0	0	0	0	0	0	0	0	0	0	L	10-24
10/03	at Packers	S	0	0	0	0.0	0.0	0	0	0	0	0	0	0	0	0	0	0	0	0	0	0	0	0	0	0	L	17-27
10/10	Broncos	P	0	0	0	0.0	0.0	0	0	0	0	0	0	0	0	0	0	0	0	0	0	0	0	0	0	0	W	27-19
10/17	Seahawks	P	0	0	0	0.0	0.0	0	0	0	0	0	0	0	0	0	0	0	0	0	0	0	0	0	0	0	W	23-20+
10/31	at Browns																									W	15-10	
11/08	Bears																									W	29-27	
11/14	Lions	P	0	0	0	0.0	0.0	0	0	0	0	0	0	0	0	0	0	0	0	0	0	0	0	0	0	1	T	16-16
11/21	at Chargers	P	0	0	0	0.0	0.0	0	0	0	0	0	0	0	0	0	0	0	0	0	0	0	0	0	0	0	L	37-41
11/28	at Bengals																									0	L	10-41
12/05	Ravens																									W	20-19	
12/09	at Vikings																									L	28-36	
12/19	Titans	P	0	0	0	0.0	0.0	0	0	0	0	0	0	0	0	0	0	0	0	0	0	0	0	0	0	0	W	19-13
12/26	at Chiefs	P	0	0	0	0.0	0.0	0	0	0	0	0	0	0	0	0	0	0	0	0	0	0	0	0	0	0	L	10-36
01/03	Browns	P	0	0	0	0.0	0.0	0	0	0	0	0	0	0	0	0	0	0	0	0	0	0	0	0	0	0	W	26-14
01/09	at Ravens	S	0	0	0	0.0	0.0	0	0	0	0	0	0	0	0	0	0	0	0	0	0	0	0	0	0	0	W	16-13+
<b>2021 TOTALS</b>		<b>12-2</b>	<b>0</b>	<b>0</b>	<b>0</b>	<b>0.0</b>	<b>0.0</b>	<b>0</b>	<b>0</b>	<b>0</b>	<b>0</b>	<b>0</b>	<b>0</b>	<b>0</b>	<b>0</b>	<b>0</b>	<b>0</b>	<b>0</b>	<b>0</b>	<b>0</b>	<b>0</b>	<b>0</b>	<b>0</b>	<b>0</b>	<b>0</b>	<b>1</b>	<b>0</b>	<b>9-7-1</b>

+ - Overtime

## 2020 GAME-BY-GAME REGULAR-SEASON STATISTICS (BUCCANEERS)

DATE	OPPONENT	P/S	TACKLES							INTERCEPTIONS					O. FUMB			ST			MISC		W/L	SCORE					
			TK	S	A	SK	YDS	TFL	YDS	QBH	NO	YDS	LG	TD	PD	FF	FR	TD	YDS	TK	S	A			FF	FR	S	A	
09/13	at Saints																										L	23-34	
09/20	Panthers																										W	31-17	
09/27	at Broncos																										W	28-10	
10/04	Chargers																										W	38-31	
10/08	at Bears	P	0	0	0	0.0	0.0	0	0	0	0	0	0	0	0	0	0	0	0	0	0	0	0	0	0	0	0	L	19-20
10/18	Packers	P	0	0	0	0.0	0.0	0	0	0	0	0	0	0	0	0	0	0	0	0	0	0	0	0	0	0	0	W	38-10
10/25	at Raiders	S	0	0	0	0.0	0.0	0	0	0	0	0	0	0	0	0	0	0	0	0	0	0	0	0	0	0	0	W	45-20
11/02	at Giants	S	0	0	0	0.0	0.0	0	0	0	0	0	0	0	0	0	0	0	0	0	0	0	0	0	0	0	0	W	25-23
11/08	Saints	S	0	0	0	0.0	0.0	0	0	0	0	0	0	0	0	0	0	0	0	0	0	0	0	0	0	0	L	3-38	
11/15	at Panthers	P	0	0	0	0.0	0.0	0	0	0	0	0	0	0	0	0	0	0	0	0	0	0	0	0	0	0	0	W	46-23
11/23	Rams	P	0	0	0	0.0	0.0	0	0	0	0	0	0	0	0	0	0	0	0	0	0	0	0	0	0	0	L	24-27	
11/29	Chiefs	P	0	0	0	0.0	0.0	0	0	0	0	0	0	0	0	0	0	0	0	0	0	0	0	0	0	0	L	24-27	
12/13	Vikings	P	0	0	0	0.0	0.0	0	0	0	0	0	0	0	0	0	0	0	0	0	0	0	0	0	0	0	W	26-14	
12/20	at Falcons	P	0	0	0	0.0	0.0	0	0	0	0	0	0	0	0	0	0	0	0	0	0	0	0	0	0	0	W	31-27	
12/26	at Lions	P	0	0	0	0.0	0.0	0	0	0	0	0	0	0	0	0	0	0	0	0	0	0	0	0	0	0	W	47-7	
01/03	Falcons	P	0	0	0	0.0	0.0	0	0	0	0	0	0	0	0	0	0	0	0	0	0	0	0	0	0	0	W	44-27	
<b>2020 TOTALS</b>		<b>12-3</b>	<b>0</b>	<b>0</b>	<b>0</b>	<b>0.0</b>	<b>0.0</b>	<b>0</b>	<b>0</b>	<b>0</b>	<b>0</b>	<b>0</b>	<b>0</b>	<b>0</b>	<b>0</b>	<b>0</b>	<b>0</b>	<b>0</b>	<b>0</b>	<b>0</b>	<b>0</b>	<b>0</b>	<b>0</b>	<b>0</b>	<b>0</b>	<b>0</b>	<b>0</b>	<b>11-5</b>	

## 2019 GAME-BY-GAME REGULAR-SEASON STATISTICS (COLTS)

DATE	OPPONENT	P/S	TACKLES							INTERCEPTIONS				O. FUMB			ST			MISC		W/L	SCORE				
			TK	S	A	SK	YDS	TFL	YDS	QBH	NO	YDS	LG	TD	PD	FF	FR	TD	YDS	TK	S			A	FF	FR	S
09/08	at Chargers	P	0	0	0	0.0	0.0	0	0	0	0	0	0	0	0	0	0	0	0	0	0	0	0	0	0	L	24-30+
09/15	at Titans	P	0	0	0	0.0	0.0	0	0	0	0	0	0	0	0	0	0	0	0	0	0	0	0	0	0	W	19-17
09/22	Falcons	P	0	0	0	0.0	0.0	0	0	0	0	0	0	0	0	0	0	0	0	0	0	0	0	0	0	W	27-24
09/29	Raiders	P	0	0	0	0.0	0.0	0	0	0	0	0	0	0	0	0	0	0	0	0	0	0	0	0	0	L	24-31
10/06	at Chiefs	P	0	0	0	0.0	0.0	0	0	0	0	0	0	0	0	0	0	0	0	0	0	0	0	0	0	W	19-13
10/20	Texans	P	0	0	0	0.0	0.0	0	0	0	0	0	0	0	0	0	0	0	0	0	0	0	0	0	0	W	30-23
10/27	Broncos	P	0	0	0	0.0	0.0	0	0	0	0	0	0	0	0	0	0	0	0	0	0	0	0	0	0	W	15-13
11/03	at Steelers	P	0	0	0	0.0	0.0	0	0	0	0	0	0	0	0	0	0	0	0	0	0	0	0	0	0	L	24-26
11/10	Dolphins	P	0	0	0	0.0	0.0	0	0	0	0	0	0	0	0	0	0	0	0	0	0	0	0	0	0	L	12-16
11/17	Jaguars	P	0	0	0	0.0	0.0	0	0	0	0	0	0	0	0	0	0	0	0	0	0	0	0	0	0	W	33-13
11/21	at Texans	P	0	0	0	0.0	0.0	0	0	0	0	0	0	0	0	0	0	0	0	0	0	0	0	0	0	L	17-20
12/01	Titans	P	0	0	0	0.0	0.0	0	0	0	0	0	0	0	0	0	0	0	0	0	0	0	0	0	0	L	17-31
12/08	at Buccaneers	P	0	0	0	0.0	0.0	0	0	0	0	0	0	0	0	0	0	0	0	0	0	0	0	0	0	L	35-38
12/16	at Saints	P	0	0	0	0.0	0.0	0	0	0	0	0	0	0	0	0	0	0	0	0	0	0	0	0	0	L	7-34
12/22	Panthers	P	0	0	0	0.0	0.0	0	0	0	0	0	0	0	0	0	0	0	0	0	0	0	0	0	0	W	38-6
12/29	at Jaguars	P	0	0	0	0.0	0.0	0	0	0	0	0	0	0	0	0	0	0	0	0	0	0	0	0	0	L	20-38
<b>2019 TOTALS</b>		<b>16-0</b>	<b>0</b>	<b>0</b>	<b>0</b>	<b>0.0</b>	<b>0.0</b>	<b>0</b>	<b>0</b>	<b>0</b>	<b>0</b>	<b>0</b>	<b>0</b>	<b>0</b>	<b>0</b>	<b>0</b>	<b>0</b>	<b>0</b>	<b>0</b>	<b>0</b>	<b>0</b>	<b>0</b>	<b>0</b>	<b>0</b>	<b>0</b>	<b>7-9</b>	

+ - Overtime

## 2018 GAME-BY-GAME REGULAR-SEASON STATISTICS (COLTS)

DATE	OPPONENT	P/S	TACKLES							INTERCEPTIONS				O. FUMB			ST			MISC		W/L	SCORE				
			TK	S	A	SK	YDS	TFL	YDS	QBH	NO	YDS	LG	TD	PD	FF	FR	TD	YDS	TK	S			A	FF	FR	S
09/09	Bengals	S	0	0	0	0.0	0.0	0	0	0	0	0	0	0	0	0	0	0	0	0	0	0	0	0	0	L	23-34
09/16	at Redskins	S	0	0	0	0.0	0.0	0	0	0	0	0	0	0	0	0	0	0	0	0	0	0	0	0	0	W	21-9
09/23	at Eagles	S	0	0	0	0.0	0.0	0	0	0	0	0	0	0	0	0	0	0	0	0	0	0	0	0	0	L	16-20
09/30	Texans																									L	34-37+
10/04	at Patriots																									L	24-38
10/14	at Jets																									L	34-42
10/21	Bills																									W	37-5
10/28	at Raiders																									W	42-28
11/11	Jaguars																									W	29-26
11/18	Titans																									W	38-10
11/25	Dolphins																									W	27-24
12/02	at Jaguars	S	0	0	0	0.0	0.0	0	0	0	0	0	0	0	0	0	0	0	0	0	0	0	0	0	0	L	0-6
12/09	at Texans	P	0	0	0	0.0	0.0	0	0	0	0	0	0	0	0	0	0	0	0	0	0	0	0	0	0	W	24-21
12/16	Cowboys	S	0	0	0	0.0	0.0	0	0	0	0	0	0	0	0	0	0	0	0	0	0	0	0	0	0	W	23-0
12/23	Giants	S	0	0	0	0.0	0.0	0	0	0	0	0	0	0	0	0	0	0	0	0	0	0	0	0	0	W	28-27
12/30	at Titans	P	0	0	0	0.0	0.0	0	0	0	0	0	0	0	0	0	0	0	0	0	0	0	0	0	0	W	33-17
<b>2018 TOTALS</b>		<b>8-6</b>	<b>0</b>	<b>0</b>	<b>0</b>	<b>0.0</b>	<b>0.0</b>	<b>0</b>	<b>0</b>	<b>0</b>	<b>0</b>	<b>0</b>	<b>0</b>	<b>0</b>	<b>0</b>	<b>0</b>	<b>0</b>	<b>0</b>	<b>0</b>	<b>0</b>	<b>0</b>	<b>0</b>	<b>0</b>	<b>0</b>	<b>0</b>	<b>10-6</b>	

+ - Overtime

## 2017 GAME-BY-GAME REGULAR-SEASON STATISTICS (COLTS)

DATE	OPPONENT	P/S	TACKLES							INTERCEPTIONS				O. FUMB			ST			MISC		W/L	SCORE					
			TK	S	A	SK	YDS	TFL	YDS	QBH	NO	YDS	LG	TD	PD	FF	FR	TD	YDS	TK	S			A	FF	FR	S	A
09/10	at Rams	P	0	0	0	0.0	0.0	0	0	0	0	0	0	0	0	0	0	0	0	0	0	0	0	0	0	L	9-46	
09/17	Cardinals	S	0	0	0	0.0	0.0	0	0	0	0	0	0	0	0	0	0	0	0	0	0	0	0	0	0	L	13-16+	
09/24	Browns	S	0	0	0	0.0	0.0	0	0	0	0	0	0	0	0	0	0	0	0	0	0	0	0	0	0	W	31-28	
10/01	at Seahawks	S	0	0	0	0.0	0.0	0	0	0	0	0	0	0	0	0	0	0	0	0	0	0	0	0	0	L	18-46	
10/08	49ers	S	0	0	0	0.0	0.0	0	0	0	0	0	0	0	0	0	0	0	0	0	0	0	0	0	0	W	26-23+	
10/16	at Titans	S	0	0	0	0.0	0.0	0	0	0	0	0	0	0	0	0	0	0	0	0	0	0	0	0	0	L	22-36	
10/22	Jaguars	S	0	0	0	0.0	0.0	0	0	0	0	0	0	0	0	0	0	0	0	0	0	0	0	0	0	L	0-27	
10/29	at Bengals	S	0	0	0	0.0	0.0	0	0	0	0	0	0	0	0	0	0	0	0	0	0	0	0	0	0	L	23-24	
11/05	at Texans	S	0	0	0	0.0	0.0	0	0	0	0	0	0	0	0	0	0	0	0	0	0	0	0	0	0	W	20-14	
11/12	Steelers	S	0	0	0	0.0	0.0	0	0	0	0	0	0	0	0	0	0	0	0	0	0	0	0	0	0	L	17-20	
11/26	Titans	S	0	0	0	0.0	0.0	0	0	0	0	0	0	0	0	0	0	0	0	0	0	0	0	0	0	L	16-20	
12/03	at Jaguars	S	0	0	0	0.0	0.0	0	0	0	0	0	0	0	0	0	0	0	0	0	0	0	0	0	1	0	L	10-30
12/10	at Bills	S	0	0	0	0.0	0.0	0	0	0	0	0	0	0	0	0	0	0	0	0	0	0	0	0	0	L	7-13+	
12/14	Broncos	S	0	0	0	0.0	0.0	0	0	0	0	0	0	0	0	0	0	0	0	0	0	0	0	0	0	L	13-25	
12/23	at Ravens	S	0	0	0	0.0	0.0	0	0	0	0	0	0	0	0	0	0	0	0	0	0	0	0	0	0	L	16-23	
12/31	Texans	S	0	0	0	0.0	0.0	0	0	0	0	0	0	0	0	0	0	0	0	0	0	0	0	0	0	W	22-13	
<b>2017 TOTALS</b>		<b>16-15</b>	<b>0</b>	<b>0</b>	<b>0</b>	<b>0.0</b>	<b>0.0</b>	<b>0</b>	<b>0</b>	<b>0</b>	<b>0</b>	<b>0</b>	<b>0</b>	<b>0</b>	<b>0</b>	<b>0</b>	<b>0</b>	<b>0</b>	<b>0</b>	<b>0</b>	<b>0</b>	<b>0</b>	<b>0</b>	<b>1</b>	<b>0</b>	<b>4-12</b>		

+ - Overtime

## 2016 GAME-BY-GAME REGULAR-SEASON STATISTICS (COLTS)

DATE	OPPONENT	P/S	TACKLES							INTERCEPTIONS				O. FUMB			ST				MISC		W/L	SCORE				
			TK	S	A	SK	YDS	TFL	YDS	QBH	NO	YDS	LG	TD	PD	FF	FR	TD	YDS	TK	S	A			FF	FR	S	A
09/11	Lions																									L	35-39	
09/18	at Broncos	P	0	0	0	0.0	0.0	0	0	0	0	0	0	0	0	0	0	0	0	0	0	0	0	0	0	0	L	20-34
09/25	Chargers	S	0	0	0	0.0	0.0	0	0	0	0	0	0	0	0	0	0	0	0	0	0	0	0	0	0	W	26-22	
10/02	at Jaguars	S	0	0	0	0.0	0.0	0	0	0	0	0	0	0	0	0	0	0	0	0	0	0	0	0	0	L	27-30	
10/09	Bears	S	0	0	0	0.0	0.0	0	0	0	0	0	0	0	0	0	0	0	0	0	0	0	0	0	0	W	29-23	
10/16	at Texans	S	0	0	0	0.0	0.0	0	0	0	0	0	0	0	0	0	0	0	0	0	0	0	0	0	0	L	23-26+	
10/23	at Titans	S	0	0	0	0.0	0.0	0	0	0	0	0	0	0	0	0	0	0	0	0	0	0	0	0	0	W	34-26	
10/30	Chiefs	S	0	0	0	0.0	0.0	0	0	0	0	0	0	0	0	0	0	0	0	0	0	0	0	0	0	L	14-30	
11/06	at Packers	S	0	0	0	0.0	0.0	0	0	0	0	0	0	0	0	0	0	0	0	0	0	0	0	0	0	W	31-26	
11/20	Titans	S	0	0	0	0.0	0.0	0	0	0	0	0	0	0	0	0	0	0	0	0	0	0	0	0	0	W	24-17	
11/24	Steelers	S	0	0	0	0.0	0.0	0	0	0	0	0	0	0	0	0	0	0	0	0	0	0	0	0	0	L	7-28	
12/05	at Jets	S	0	0	0	0.0	0.0	0	0	0	0	0	0	0	0	0	0	0	0	0	0	0	0	0	0	W	41-10	
12/11	Texans	S	0	0	0	0.0	0.0	0	0	0	0	0	0	0	0	0	0	0	0	0	0	0	0	0	0	L	17-22	
12/18	at Vikings	S	0	0	0	0.0	0.0	0	0	0	0	0	0	0	0	0	0	0	0	0	0	0	0	0	0	W	34-6	
12/24	at Raiders	S	0	0	0	0.0	0.0	0	0	0	0	0	0	0	0	0	0	0	0	0	0	0	0	0	0	L	25-33	
01/01	Jaguars	S	0	0	0	0.0	0.0	0	0	0	0	0	0	0	0	0	0	0	0	0	0	0	0	0	0	W	24-20	
<b>2016 TOTALS</b>		<b>15-14</b>	<b>0</b>	<b>0</b>	<b>0</b>	<b>0.0</b>	<b>0.0</b>	<b>0</b>	<b>0</b>	<b>0</b>	<b>0</b>	<b>0</b>	<b>0</b>	<b>0</b>	<b>0</b>	<b>0</b>	<b>0</b>	<b>0</b>	<b>0</b>	<b>0</b>	<b>0</b>	<b>0</b>	<b>0</b>	<b>0</b>	<b>0</b>	<b>8-8</b>		

+ - Overtime

## 2021 GAME-BY-GAME POSTSEASON STATISTICS (STEELERS)

DATE	OPPONENT	P/S	TACKLES							INTERCEPTIONS				O. FUMB			ST				MISC		W/L	SCORE				
			TK	S	A	SK	YDS	TFL	YDS	QBH	NO	YDS	LG	TD	PD	FF	FR	TD	YDS	TK	S	A			FF	FR	S	A
01/16	at Chiefs	P	0	0	0	0.0	0.0	0	0	0	0	0	0	0	0	0	0	0	0	0	0	0	0	0	0	0	L	21-42
<b>2021 TOTALS</b>		<b>1-0</b>	<b>0</b>	<b>0</b>	<b>0</b>	<b>0.0</b>	<b>0.0</b>	<b>0</b>	<b>0</b>	<b>0</b>	<b>0</b>	<b>0</b>	<b>0</b>	<b>0</b>	<b>0</b>	<b>0</b>	<b>0</b>	<b>0</b>	<b>0</b>	<b>0</b>	<b>0</b>	<b>0</b>	<b>0</b>	<b>0</b>	<b>0</b>	<b>0-1</b>		

## 2020 GAME-BY-GAME POSTSEASON STATISTICS (BUCCANEERS)

DATE	OPPONENT	P/S	TACKLES							INTERCEPTIONS				O. FUMB			ST				MISC		W/L	SCORE				
			TK	S	A	SK	YDS	TFL	YDS	QBH	NO	YDS	LG	TD	PD	FF	FR	TD	YDS	TK	S	A			FF	FR	S	A
01/09	at Football Team	P	0	0	0	0.0	0.0	0	0	0	0	0	0	0	0	0	0	0	0	0	0	0	0	0	0	0	W	31-23
01/17	at Saints	P	0	0	0	0.0	0.0	0	0	0	0	0	0	0	0	0	0	0	0	0	0	0	0	0	0	0	W	30-20
01/24	at Packers	P	0	0	0	0.0	0.0	0	0	0	0	0	0	0	0	0	0	0	0	0	0	0	0	0	0	0	W	31-26
02/07	Chiefs	P	0	0	0	0.0	0.0	0	0	0	0	0	0	0	0	0	0	0	0	0	0	0	0	0	0	0	W	31-9
<b>2020 TOTALS</b>		<b>4-0</b>	<b>0</b>	<b>0</b>	<b>0</b>	<b>0.0</b>	<b>0.0</b>	<b>0</b>	<b>0</b>	<b>0</b>	<b>0</b>	<b>0</b>	<b>0</b>	<b>0</b>	<b>0</b>	<b>0</b>	<b>0</b>	<b>0</b>	<b>0</b>	<b>0</b>	<b>0</b>	<b>0</b>	<b>0</b>	<b>0</b>	<b>0</b>	<b>4-0</b>		

## 2018 GAME-BY-GAME POSTSEASON STATISTICS (COLTS)

DATE	OPPONENT	P/S	TACKLES							INTERCEPTIONS				O. FUMB			ST				MISC		W/L	SCORE				
			TK	S	A	SK	YDS	TFL	YDS	QBH	NO	YDS	LG	TD	PD	FF	FR	TD	YDS	TK	S	A			FF	FR	S	A
01/05	at Texans	P	0	0	0	0.0	0.0	0	0	0	0	0	0	0	0	0	0	0	0	0	0	0	0	0	0	0	W	21-7
01/12	at Chiefs	P	0	0	0	0.0	0.0	0	0	0	0	0	0	0	0	0	0	0	0	0	0	0	0	0	0	0	L	13-31
<b>2018 TOTALS</b>		<b>2-0</b>	<b>0</b>	<b>0</b>	<b>0</b>	<b>0.0</b>	<b>0.0</b>	<b>0</b>	<b>0</b>	<b>0</b>	<b>0</b>	<b>0</b>	<b>0</b>	<b>0</b>	<b>0</b>	<b>0</b>	<b>0</b>	<b>0</b>	<b>0</b>	<b>0</b>	<b>0</b>	<b>0</b>	<b>0</b>	<b>0</b>	<b>0</b>	<b>1-1</b>		

## 2021 GAME-BY-GAME REGULAR-SEASON STATISTICS (STEELERS)

DATE	OPPONENT	P/S																					W/L/T	SCORE
09/12	at Bills	P																					W	23-16
09/19	Raiders	P																					L	17-26
09/26	Bengals	P																					L	10-24
10/03	at Packers	S																					L	17-27
10/10	Broncos	P																					W	27-19
10/17	Seahawks	P																					W	23-20+
10/31	at Browns		DID NOT PLAY (NON-INJURY)																				W	15-10
11/08	Bears		DID NOT PLAY (NON-INJURY)																				W	29-27
11/14	Lions	P																					T	16-16
11/21	at Chargers	P																					L	37-41
11/28	at Bengals		DID NOT PLAY (NON-INJURY)																				L	10-41
12/05	Ravens		RESERVE/COVID-19																				W	20-19
12/09	at Vikings		RESERVE/COVID-19																				L	28-36
12/19	Titans	P																					W	19-13
12/26	at Chiefs	P																					L	10-36
01/03	Browns	P																					W	26-14
01/09	at Ravens	S																					W	16-13+
<b>2021 TOTALS</b>		<b>12-2</b>																					<b>9-7-1</b>	

+ - Overtime

## 2021 GAME-BY-GAME POSTSEASON STATISTICS (STEELERS)


DATE	OPPONENT	P/S																					W/L	SCORE
01/16	at Chiefs	P																					L	21-42
<b>2021 TOTALS</b>		<b>1-0</b>																					<b>0-1</b>	

## 2020 GAME-BY-GAME POSTSEASON STATISTICS (BUCCANEERS)

DATE	OPPONENT	P/S																					W/L	SCORE
01/09	at Football Team	P																					W	31-23
01/17	at Saints	P																					W	30-20
01/24	at Packers	P																					W	31-26
02/07	Chiefs	P																					W	31-9
<b>2020 TOTALS</b>		<b>4-0</b>																					<b>4-0</b>	

## 2018 GAME-BY-GAME POSTSEASON STATISTICS (COLTS)

DATE	OPPONENT	P/S	W/L	SCORE
01/05	at Texans	P	W	21-7
01/12	at Chiefs	P	L	13-31
<b>2018 TOTALS</b>		<b>2-0</b>	<b>1-1</b>	



22

**NAJEE HARRIS**  
RUNNING BACK

**HEIGHT:** 6-1  
**WEIGHT:** 242  
**COLLEGE:** Alabama  
**BORN:** March 9, 1998

**BIRTHPLACE:** Antioch, CA  
**HOW ACQUIRED:** DT 21  
**NFL EXPERIENCE:** 2nd year

### PRO CAREER

- ✦ Recorded 1,200 rushing yards and seven rushing touchdowns on 307 attempts and added 74 catches for 397 receiving yards and three receiving touchdowns as a rookie
- ✦ Selected to the Pro Bowl as a rookie in 2021
- ✦ Made NFL debut in Week 1 of 2021 (at Buffalo)
- ✦ Made NFL starting debut in Week 1 of 2021 (at Buffalo)

### 2021 (STEELERS)

- ✦ Started in all 17 games as a rookie
- ✦ Was one of five rookie starters, marking the first time the Steelers started at least five rookies in a season opener since 1991
- ✦ His 307 carries, 1,200 rushing yards, 74 catches and 467 receiving yards are all ranked the most by a rookie running back in franchise history
- ✦ His 381 touches without a fumble is the sixth-most by a rookie running back in NFL history
- ✦ Led all NFL running backs in receptions (74) and finished third among running backs in receiving yards (467) behind only Austin Ekeler (647) and Cordarrelle Patterson (548)
- ✦ Scored his first NFL touchdown - a 25-yard TD catch from QB Ben Roethlisberger - in the Steelers home opener (Week 2) vs Las Vegas
- ✦ Leads the Steelers with 10 total touchdowns (seven rushing, three receiving)
- ✦ Caught 14 passes for 102 yards in Week 3 vs Cincinnati - his 14 receptions were the most in franchise history by a running back and tied for the third-most in Steelers history by any player, tied for the seventh-most in League history by a running back
- ✦ In Week 3, became the fourth running back in franchise history to post a 100-yard receiving game and the first since Le'Veon Bell (vs Cincinnati 12/4/17)
- ✦ Registered his first 100-yard rushing game in Week 5 vs Denver and repeated the feat in Week 10 vs Detroit
- ✦ Recorded the first multi-TD game of his career in Week 14 vs Minnesota (one pass TD, one rush TD)
- ✦ Led the NFL in touches (377) and finished second in yards after contact (609) behind only Jonathan Taylor

### TRANSACTIONS

- ✦ Signed a four-year contract with Pittsburgh on May 25, 2021
- ✦ Drafted by the Steelers in the first round (24th overall) of the 2021 NFL Draft

### COLLEGE

- ✦ One of the nation's top running back prospects who passed up on the NFL Draft to return for his senior season at Alabama
- ✦ Crimson Tide's all-time leader for total TDs in a career with 57 (46 rushing, 11 receiving)
- ✦ Alabama's career leader for rushing scores with 46, surpassing the previous record of 42 by Mark Ingram and Derrick Henry
- ✦ Totaled 3,843 career rushing yards to rank atop the Crimson Tide all-time list
- ✦ Amassed 4,624 all-purpose yards for his career, a total that is second all-time at Alabama
- ✦ Averaged 6.0 yards per carry for his career to rank third in Crimson Tide history (minimum 400 carries)
- ✦ Contributed 342 career points to finish fourth in Alabama annals
- ✦ Recorded 13 games of 100-plus rushing yards in his career, including six as a junior and six in his final season (206 at Ole Miss; 152 vs. Georgia; 119 vs. Mississippi State; 145 at LSU; 178 vs. Florida; 125 vs. Notre Dame)
- ✦ 2020 Doak Walker Award winner, presented annually to the nation's top running back
- ✦ Unanimous first-team All-American (AFCA, Associated Press, FWAA, The Sporting News, Walter Camp) in 2020
- ✦ 2020 first-team All-America honors from CBS Sports and ESPN.com
- ✦ 2020 second-team All-America selection by Pro Football Focus and USA Today
- ✦ Selected as a semifinalist for the 2020 Maxwell Award
- ✦ 2020 first-team All-SEC honoree by both the AP and the league coaches
- ✦ Named to the SEC Community Service Team
- ✦ Finalist for the 2020 Jason Witten Man of the Year
- ✦ Led the nation in total TDs (30) and rushing TDs (26) in addition to scoring (180) in 2020
- ✦ Finished second for single-season rushing scores by an Alabama running back with 26 as a senior in 2020
- ✦ Totaled two or more rushing TDs in nine of 13 contests with at least one score in 11 games
- ✦ Led the SEC and finished third in Division I for rushing yards at 1,466
- ✦ Added 43 receptions for 425 yards and four TDs to his senior totals
- ✦ Totaled 1,891 all-purpose yards in 2020, good for sixth in Crimson Tide records for a single season
- ✦ Maxwell Player of the Week honoree following Ole Miss
- ✦ Picked up offensive player of the week accolades from the SEC and Walter Camp following the matchup with the Rebels
- ✦ 2020 SEC Championship Game MVP
- ✦ Earned offensive player of the week recognition from the Alabama coaches for his play at Ole Miss, Auburn, at LSU and Florida in Atlanta



## PERSONAL

- ✦ A January 2017 early enrollee who was tabbed as the No. 1 overall prospect in the country by Rivals, Scout and PrepStar
- ✦ Unanimous five-star recruit by every major recruiting outlet
- ✦ Consensus top-rated player in the state of California
- ✦ Third-best prospect overall and No. 2 running back according to 247Composite
- ✦ Ranked ninth in the Top247
- ✦ 11 in ESPN 300 and the second-best running back nationally
- ✦ Played in the 2017 Army All-American Bowl
- ✦ Invited to participate in Nike's "The Opening" in 2015 and 2016
- ✦ Named MVP of the 2016 Rivals 100 Five-Star Challenge
- ✦ 2017 first-team Parade All-American
- ✦ 2016 Bobby Dodd National High School Running Back of the Year
- ✦ 2015 and 2016 first-team All-USA selection by USA Today
- ✦ Finished his career with 7,948 career rushing yards, the fourth-most in California high school football history
- ✦ Rushed for 2,776 yards and 36 TDs during his senior season
- ✦ Ran for 2,744 yards and 36 TDs as a junior in 2015
- ✦ Rushed for 2,263 yards and 23 TDs in his sophomore campaign
- ✦ 2015 Cal-Hi Sports Mr. Football State Player of the Year
- ✦ Named the All-Metro Player of the Year by The San Francisco Chronicle in both 2015 and 2016
- ✦ Played for head coach John Lucido at Antioch
- ✦ Graduated with a degree in interdisciplinary studies

## COMMUNITY

- ✦ His foundation partnered with Lowes to help renovate his childhood shelter
- Helped installed new appliances in the facility
- ✦ Helped pack and sort food for North Texas Food Bank
  - ✦ Recorded videos to sick children staying at the Children's Hospital of Mobile, Alabama
  - ✦ Da' Bigger Picture Foundation supports underserved families with areas of focus in education, homelessness, addressing hunger and utilizing sports a platform to develop life skills.

## NAJEE HARRIS' NFL REGULAR SEASON RUSHING/RECEIVING STATISTICS

DATE	TEAM	RUSHING							RECEIVING				
		GP	GS	NO.	YDS.	AVG.	LG	TD	NO.	YDS.	AVG.	LG	TD
2021	Steelers	17	17	307	1,200	3.9	37t	7	74	467	6.3	25t	3
<b>NFL TOTALS</b>		<b>17</b>	<b>17</b>	<b>307</b>	<b>1,200</b>	<b>3.9</b>	<b>37T</b>	<b>7</b>	<b>74</b>	<b>467</b>	<b>6.3</b>	<b>25T</b>	<b>3</b>

## NAJEE HARRIS' NFL POSTSEASON RUSHING/RECEIVING STATISTICS

DATE	TEAM	RUSHING							RECEIVING				
		GP	GS	NO.	YDS.	AVG.	LG	TD	NO.	YDS.	AVG.	LG	TD
2021	Steelers	1	1	12	29	2.4	8	0	2	-1	-0.5	0	0
<b>NFL TOTALS</b>		<b>1</b>	<b>1</b>	<b>12</b>	<b>29</b>	<b>2.4</b>	<b>8</b>	<b>0</b>	<b>2</b>	<b>-1</b>	<b>-0.5</b>	<b>0</b>	<b>0</b>

## NAJEE HARRIS' NFL REGULAR SEASON RETURN STATISTICS

DATE	TEAM	KICKOFF RETURNS					PUNT RETURNS					
		RET.	YDS.	AVG.	LG	TD	NO.	FC	YDS.	AVG.	LG	TD
2021	Steelers	0	0	0.0	0	0	0	0	0	0.0	0	0
<b>NFL TOTALS</b>		<b>0</b>	<b>0</b>	<b>0.0</b>	<b>0</b>	<b>0</b>	<b>0</b>	<b>0</b>	<b>0</b>	<b>0.0</b>	<b>0</b>	<b>0</b>

## NAJEE HARRIS' NFL POSTSEASON RETURN STATISTICS

DATE	TEAM	KICKOFF RETURNS					PUNT RETURNS					
		RET.	YDS.	AVG.	LG	TD	NO.	FC	YDS.	AVG.	LG	TD
2021	Steelers	0	0	0.0	0	0	0	0	0	0.0	0	0
<b>NFL TOTALS</b>		<b>0</b>	<b>0</b>	<b>0.0</b>	<b>0</b>	<b>0</b>	<b>0</b>	<b>0</b>	<b>0</b>	<b>0.0</b>	<b>0</b>	<b>0</b>

## SINGLE-GAME HIGHS: RUSHING/RECEIVING

Rush Attempts	28 vs. Cleveland Browns, Jan 03, 2022 26 vs. Detroit Lions, Nov 14, 2021 ...1 more at 26.	Receiving Average	9.7 at Cleveland Browns, Oct 31, 2021 8.6 vs. Las Vegas Raiders, Sep 19, 2021
Rushing Yards	188 vs. Cleveland Browns, Jan 03, 2022 122 vs. Denver Broncos, Oct 10, 2021	Longest Receptions	25t vs. Las Vegas Raiders, Sep 19, 2021 21 vs. Cincinnati Bengals, Sep 26, 2021
Rushing Average	6.7 vs. Cleveland Browns, Jan 03, 2022 5.3 vs. Denver Broncos, Oct 10, 2021	Receiving TDs	1 at Minnesota Vikings, Dec 09, 2021 1 vs. Seattle Seahawks, Oct 17, 2021 ...1 more at 1.
Longest Runs	37t vs. Cleveland Browns, Jan 03, 2022 30 vs. Cleveland Browns, Jan 03, 2022	All-Purpose Yards	206 vs. Cleveland Browns, Jan 03, 2022 142 vs. Denver Broncos, Oct 10, 2021 ...1 more at 142.
Rushing TDs	1 vs. Cleveland Browns, Jan 03, 2022 1 at Minnesota Vikings, Dec 09, 2021 ...5 more at 1.	Most TDs	2 at Minnesota Vikings, Dec 09, 2021 1 vs. Cleveland Browns, Jan 03, 2022 ...7 more at 1.
Receptions	14 vs. Cincinnati Bengals, Sep 26, 2021 6 vs. Seattle Seahawks, Oct 17, 2021 ...1 more at 6.	Miscellaneous Tackles	1 at Minnesota Vikings, Dec 09, 2021 1 at Cincinnati Bengals, Nov 28, 2021 ...1 more at 1.
Receiving Yards	102 vs. Cincinnati Bengals, Sep 26, 2021 46 vs. Seattle Seahawks, Oct 17, 2021		

## SINGLE-GAME HIGHS - POSTSEASON: RUSHING/RECEIVING

Rush Attempts	12 at Kansas City Chiefs, Jan 16, 2022	Longest Runs	8 at Kansas City Chiefs, Jan 16, 2022
Rushing Yards	29 at Kansas City Chiefs, Jan 16, 2022		4 at Kansas City Chiefs, Jan 16, 2022
Rushing Average	2.4 at Kansas City Chiefs, Jan 16, 2022		4 at Kansas City Chiefs, Jan 16, 2022
			4 at Kansas City Chiefs, Jan 16, 2022
			...1 more at 4.
		Receptions	2 at Kansas City Chiefs, Jan 16, 2022
		All-Purpose Yards	28 at Kansas City Chiefs, Jan 16, 2022

## 100-YARD RECEIVING GAMES (1): REGULAR SEASON

DATE	TEAM	NO.	YDS.	AVG.	LG	TD
09/26/21	BENGALS	14	102	7.3	21	0

## 100-YARD RUSHING GAMES (3): REGULAR SEASON

DATE	TEAM	ATT.	YDS.	AVG.	LG	TD
10/10/21	BRONCOS	23	122	5.3	20	1
11/14/21	LIONS	26	105	4.0	12	0
01/03/22	BROWNS	28	188	6.7	37t	1


## 2021 GAME-BY-GAME REGULAR-SEASON STATISTICS (STEELERS)


DATE	OPPONENT	P/S	RUSHING					RECEIVING					W/L/T	SCORE
			NO.	YDS.	AVG.	LG	TD	NO.	YDS.	AVG.	LG	TD		
09/12	at Bills	S	16	45	2.8	18	0	1	4	4.0	4	0	W	23-16
09/19	Raiders	S	10	38	3.8	14	0	5	43	8.6	25t	1	L	17-26
09/26	Bengals	S	14	40	2.9	20	0	14	102	7.3	21	0	L	10-24
10/03	at Packers	S	15	62	4.1	11	1	6	29	4.8	9	0	L	17-27
10/10	Broncos	S	23	122	5.3	20	1	2	20	10.0	14	0	W	27-19
10/17	Seahawks	S	24	81	3.4	10	0	6	46	7.7	12	1	W	23-20+
10/31	at Browns	S	26	91	3.5	11	1	3	29	9.7	20	0	W	15-10
11/08	Bears	S	22	62	2.8	13	1	3	16	5.3	9	0	W	29-27
11/14	Lions	S	26	105	4.0	12	0	4	28	7.0	10	0	T	16-16
11/21	at Chargers	S	12	39	3.3	12	1	5	20	4.0	7	0	L	37-41
11/28	at Bengals	S	8	23	2.9	5	0	3	14	4.7	12	0	L	10-41
12/05	Ravens	S	21	71	3.4	13	0	5	36	7.2	18	0	W	20-19
12/09	at Vikings	S	20	94	4.7	23	1	3	10	3.3	6	1	L	28-36
12/19	Titans	S	12	18	1.5	7	0	2	8	4.0	5	0	W	19-13
12/26	at Chiefs	S	19	93	4.9	21	0	5	17	3.4	6	0	L	10-36
01/03	Browns	S	28	188	6.7	37t	1	3	18	6.0	13	0	W	26-14
01/09	at Ravens	S	11	28	2.5	15	0	4	27	6.8	11	0	W	16-13+
2021 TOTALS		17-17	307	1,200	3.9	37T	7	74	467	6.3	25T	3	9-7-1	

+ = Overtime

## 2021 GAME-BY-GAME POSTSEASON STATISTICS (STEELERS)

DATE	OPPONENT	P/S	RUSHING					RECEIVING					W/L	SCORE
			NO.	YDS.	AVG.	LG	TD	NO.	YDS.	AVG.	LG	TD		
01/16	at Chiefs	S	12	29	2.4	8	0	2	-1	-0.5	0	0	L	21-42
2021 TOTALS		1-1	12	29	2.4	8	0	2	-1	-0.5	0	0	0-1	





## PRESSLEY HARVIN III

PUNTER

HEIGHT: 6-0

WEIGHT: 255

COLLEGE: Georgia Tech

BORN: September 17, 1998

BIRTHPLACE: Alcolu, SC

HOW ACQUIRED: 07b '21

NFL EXPERIENCE: 2nd year

### PRO CAREER

- ✦ Made NFL debut in Week 1 of 2021 (at Buffalo)

#### 2021 (STEELERS)

- ✦ Saw action in 15 games (two games missed were for personal reasons)
- ✦ Landed 25 punts inside the 20-yard line as a rookie
- ✦ Averaged 42.6 yards per punt on 70 punts

### TRANSACTIONS

- ✦ Signed a four-year contract with Pittsburgh on May 15, 2021
- ✦ Drafted by the Steelers in the seventh round (#254 overall) of the 2021 NFL Draft

### COLLEGE

- ✦ Owns school records for punts in a game (13), punt yards in a game (587) and punt average in a season (48.0)
- ✦ Played in 44 career games
- ✦ Punted 210 times for 9,396 yards (44.7-yard average)
- ✦ Put together one of the most decorated individual seasons in Georgia Tech football history in 2020
- ✦ Won the 2020 Ray Guy Award as the nation's top punter
- ✦ Second Yellow Jacket to win the Ray Guy Award (joining Durant Brooks, 2007)
- ✦ First African American to win the Ray Guy Award in its 21-year history
- ✦ Unanimous first-team All-American in 2020, becoming only the third Georgia Tech player to ever earn unanimous All-America honors (joining Ken Swilling, 1990; Calvin Johnson, 2006)
- ✦ Led the nation and set Georgia Tech and Atlantic Coast Conference records with a 48.0-yard punting average in 2020
- ✦ 49% of his punts (22 of 45) traveled 50 or more yards, 47% (21 of 45) were fair caught, 40% (18 of 45) were downed inside the opponent's 20-yard line and only 17% (8 of 45) were returned
- ✦ Averaged at least 51 yards per punt three times in nine games (51.2 vs. UCF on Sept. 19, 51.0 at Boston College on Oct. 24 and 51.0 vs. Pitt on Dec. 10)
- ✦ Finished with a 44.7-yard career punting average, which ranks second in Georgia Tech history behind only Brooks (45.3)

### PERSONAL

- ✦ Graduated from Georgia Tech in May 2021 with a B.S. in business administration
- ✦ Oldest of two siblings
- ✦ Began playing football at age seven
- ✦ Accomplished musician that plays multiple instruments and participated in region band two times, holding down first chair on both occasions
- ✦ Member of ACC Academic Honor Roll
- ✦ Nation's No. 4-ranked punter according to ESPN and 247Sports
- ✦ Two-time all-state honoree
- ✦ Averaged 42.5 yards per punt with a long of 72 as a senior
- ✦ Led the state in punting average as a junior and senior
- ✦ Helped lead Sumter to four straight district championships (2013-16), back-to-back regional championships (2015-16) and a state runner-up finish (2014)
- ✦ Also earned four letters in track and field and helped lead Sumter to three straight regional championships as a thrower
- ✦ Four-time academic letterwinner
- ✦ Graduated with a 3.8 grade point average

### PRESSLEY HARVIN III'S NFL REGULAR SEASON PUNTING STATISTICS

DATE	TEAM	GP	NO.	YDS.	AVG.	OPP. RET.	YDS.	NET YDS.	AVG.	TB	IN20	LG	BK
2021	Steelers	15	70	2,982	42.6	27	261	2,661	38.0	3	25	64	0
NFL TOTALS		15	70	2,982	42.6	27	261	2,661	38.0	3	25	64	0

### PRESSLEY HARVIN III'S NFL POSTSEASON PUNTING STATISTICS

DATE	TEAM	GP	NO.	YDS.	AVG.	OPP. RET.	YDS.	NET YDS.	AVG.	TB	IN20	LG	BK
2021	Steelers	1	7	348	49.7	4	62	286	40.9	0	1	56	0
NFL TOTALS		1	7	348	49.7	4	62	286	40.9	0	1	56	0

## SINGLE-GAME HIGHS: PUNTER

Punts	8 at Baltimore Ravens, Jan 09, 2022	Net Punting Avg	43.8 at Cleveland Browns, Oct 31, 2021
	7 vs. Seattle Seahawks, Oct 17, 2021		42.8 vs. Las Vegas Raiders, Sep 19, 2021
Gross Punting Yards	335 vs. Seattle Seahawks, Oct 17, 2021	Longest Punts	64 vs. Baltimore Ravens, Dec 05, 2021
	298 at Baltimore Ravens, Jan 09, 2022		63 vs. Denver Broncos, Oct 10, 2021
Gross Punting Avg	49.3 vs. Las Vegas Raiders, Sep 19, 2021	Inside the 20	4 vs. Seattle Seahawks, Oct 17, 2021
	47.9 vs. Seattle Seahawks, Oct 17, 2021		3 at Baltimore Ravens, Jan 09, 2022
Net Punting Yards	298 at Baltimore Ravens, Jan 09, 2022	Special Teams Tackles	...2 more at 3.
	295 vs. Seattle Seahawks, Oct 17, 2021		1 vs. Detroit Lions, Nov 14, 2021

## SINGLE-GAME HIGHS - POSTSEASON: PUNTER

Punts	7 at Kansas City Chiefs, Jan 16, 2022	Net Punting Avg	40.9 at Kansas City Chiefs, Jan 16, 2022
Gross Punting Yards	348 at Kansas City Chiefs, Jan 16, 2022	Longest Punts	56 at Kansas City Chiefs, Jan 16, 2022
Gross Punting Avg	49.7 at Kansas City Chiefs, Jan 16, 2022	Inside the 20	1 at Kansas City Chiefs, Jan 16, 2022
Net Punting Yards	286 at Kansas City Chiefs, Jan 16, 2022		


## 2021 GAME-BY-GAME REGULAR-SEASON STATISTICS (STEELERS)

DATE	OPPONENT		NO.	YDS.	AVG.	OPP. RET.	YDS.	NET YDS.	AVG	TB	IN20	LG	BK	W/L/T	SCORE
09/12	at Bills	P	5	207	41.4	1	1	206	41.2	0	2	51	0	W	23-16
09/19	Raiders	P	4	197	49.3	2	26	171	42.8	0	3	59	0	L	17-26
09/26	Bengals	P	4	162	40.5	2	9	153	38.3	0	1	50	0	L	10-24
10/03	at Packers	P	3	102	34.0	1	0	102	34.0	0	1	45	0	L	17-27
10/10	Broncos	P	2	119	59.5	2	26	93	46.5	0	0	63	0	W	27-19
10/17	Seahawks	P	7	335	47.9	3	20	295	42.1	1	4	58	0	W	23-20+
10/31	at Browns	P	4	176	44.0	2	1	175	43.8	0	1	56	0	W	15-10
11/08	Bears	P	5	196	39.2	0	0	176	35.2	1	2	46	0	W	29-27
11/14	Lions	P	6	280	46.7	3	71	189	31.5	1	3	61	0	T	16-16
11/21	at Chargers	P	1	46	46.0	1	-1	47	47.0	0	0	46	0	L	37-41
11/28	at Bengals	P	5	190	38.0	2	17	173	34.6	0	2	42	0	L	10-41
12/05	Ravens	P	5	217	43.4	2	12	205	41.0	0	1	64	0	W	20-19
12/09	at Vikings	P	6	258	43.0	3	31	227	37.8	0	1	49	0	L	28-36
12/19	Titans	P	5	199	39.8	2	48	151	30.2	0	1	51	0	W	19-13
12/26	at Chiefs													L	10-36
01/03	Browns													W	26-14
01/09	at Ravens	P	8	298	37.3	1	0	298	37.3	0	3	49	0	W	16-13+
<b>2021 TOTALS</b>			15	70	2,982	42.6	27	261	2,661	38.0	3	25	64	0	9-7-1

+ - Overtime

## 2021 GAME-BY-GAME POSTSEASON STATISTICS (STEELERS)

DATE	OPPONENT		NO.	YDS.	AVG.	OPP. RET.	YDS.	NET YDS.	AVG	TB	IN20	LG	BK	W/L	SCORE
01/16	at Chiefs	P	7	348	49.7	4	62	286	40.9	0	1	56	0	L	21-42
<b>2021 TOTALS</b>			1	7	348	49.7	4	62	286	40.9	0	1	56	0	0-1




60

## J.C. HASSENAUER

CENTER

**HEIGHT:** 6-2  
**WEIGHT:** 295  
**COLLEGE:** Alabama  
**BORN:** September 15, 1995

**BIRTHPLACE:** Woodbury, MN  
**HOW ACQUIRED:** FA '19  
**NFL EXPERIENCE:** 3rd year



### PRO CAREER

- ✦ Has played in 28 games (seven starts) in his career (Falcons 2018; Steelers 2019-21)
- ✦ Made NFL debut in Week 1 of 2020 (at N.Y. Giants)
- ✦ Made NFL starting debut in Week 12 of 2020 (vs. Baltimore)

#### 2021 (STEELERS)

- ✦ Played in 13 regular-season games (three starts)

#### 2020 (STEELERS)

- ✦ Played in 15 regular-season games (four starts)
- ✦ Made NFL debut in Week 1 of 2020 at N.Y. Giants
- ✦ Made NFL starting debut in Week 12 vs. Baltimore

#### 2019 (STEELERS)

- ✦ Spent training camp with Pittsburgh and had a stint on the Steelers practice squad
- ✦ Promoted to the Pittsburgh active roster for Week 17 at Baltimore

#### 2018 (FALCONS)

- ✦ Spent training camp with Atlanta and had a stint on the Falcons practice squad

### TRANSACTIONS

- ✦ Signed a one-year contract with Pittsburgh on Apr. 12, 2022
- ✦ Signed a one-year contract with Pittsburgh on Mar. 4, 2021
- ✦ Promoted to the Steelers active roster from the practice squad on Dec. 24, 2019
- ✦ Signed to the Pittsburgh practice squad on Nov. 21, 2019
- ✦ Waived by the Steelers on Aug. 31, 2019
- ✦ Signed a one-year contract with Pittsburgh on Apr. 5, 2019
- ✦ Signed to the Atlanta practice squad on Sept. 2, 2018
- ✦ Waived by the Falcons on Sept. 1, 2018
- ✦ Signed as an undrafted free agent by Atlanta after the 2018 NFL Draft

### COLLEGE

- ✦ A top reserve on Alabama's offensive line for four seasons (2013-17)
- ✦ Played in 24 career games (three starts) for the Crimson Tide, including vs. Georgia in the 2017 CFP National Championship Game
- ✦ Served as Alabama's backup center in 2016 and appeared in nine games

### PERSONAL

- ✦ Attended East Ridge High School (Woodbury, Minn.)
- ✦ Rated as one of the top center prospects coming out of high school by 247Sports, ESPN and Rivals.com
- ✦ Consensus No. 2 player in the state of Minnesota as a senior
- ✦ Full name: J.C. Hassenauer

#### J.C. HASSENAUER'S NFL REGULAR SEASON STATISTICS

DATE	TEAM	GP	GS
2018	Falcons	0	0
2019	Steelers	0	0
2020	Steelers	15	4
2021	Steelers	13	3
<b>NFL TOTALS</b>		<b>28</b>	<b>7</b>

#### J.C. HASSENAUER'S NFL POSTSEASON STATISTICS

DATE	TEAM	GP	GS
2020	Steelers	1	0
2021	Steelers	1	1
<b>NFL TOTALS</b>		<b>2</b>	<b>1</b>

## 2021 GAME-BY-GAME REGULAR-SEASON STATISTICS (STEELERS)

DATE	OPPONENT	P/S	W/L/T	SCORE
09/12	at Bills	P	W	23-16
09/19	Raiders	P	L	17-26
09/26	Bengals	P	L	10-24
10/03	at Packers	P	L	17-27
10/10	Broncos	P	W	27-19
10/17	Seahawks	P	W	23-20+
10/31	at Browns	P	W	15-10
11/08	Bears	P	W	29-27
11/14	Lions	P	T	16-16
11/21	at Chargers	S	L	37-41
11/28	at Bengals		L	10-41
12/05	Ravens		W	20-19
12/09	at Vikings		L	28-36
12/19	Titans		W	19-13
12/26	at Chiefs	P	L	10-36
01/03	Browns	S	W	26-14
01/09	at Ravens	S	W	16-13+
<b>2021 TOTALS</b>		<b>13-3</b>	<b>9-7-1</b>	

+ - Overtime

## 2021 GAME-BY-GAME POSTSEASON STATISTICS (STEELERS)

DATE	OPPONENT	P/S	W/L	SCORE
01/16	at Chiefs	S	L	21-42
<b>2021 TOTALS</b>		<b>1-1</b>	<b>0-1</b>	

## 2020 GAME-BY-GAME POSTSEASON STATISTICS (STEELERS)

DATE	OPPONENT	P/S	W/L	SCORE
01/10	Browns	P	L	37-48
<b>2020 TOTALS</b>		<b>1-0</b>	<b>0-1</b>	





97

## CAMERON HEYWARD

DEFENSIVE TACKLE

**HEIGHT:** 6-5

**WEIGHT:** 295

**COLLEGE:** Ohio State

**BORN:** May 6, 1989

**BIRTHPLACE:** Pittsburgh, PA

**HOW ACQUIRED:** 01/11

**NFL EXPERIENCE:** 12th year

AP AP AP X O O O O

'17 '18 '19 '21 '18 '19 '20 '21 '22

### PRO CAREER

- ✦ Seven-time team captain (2015, 2016, 2017, 2018, 2019, 2020, 2021)
- ✦ Five-time Pro Bowler (2018, 2019, 2020, 2021, 2022)
- ✦ Three-time Associated Press First Team All-Pro (2017, 2019, 2021)
- ✦ Three-time Steelers Walter Payton Man of the Year (2015, 2018, 2021)
- ✦ Three-time recipient of the Pro Football Writers' "The Chief Award" (2014, 2019 and 2021), which was established in honor of the Steelers' founder, Arthur J. Rooney, Sr., and is presented annually to the Steeler that best exemplifies the spirit of cooperation with the media
- ✦ Joined Joe Greene (four times) as the only interior defensive linemen (DT-NT) in franchise history to be voted Associated Press first-team All-Pro more than once
- ✦ Only defensive lineman in franchise history with 9.0 or more sacks in at least four seasons (2017, 2018, 2019, 2021)
- ✦ Played in 166 games (131 starts) over his 11-year NFL career
- ✦ Registered 540 tackles (340 solo), 149 quarterback hits, 98 tackles for loss, 68.0 sacks, 42 passes defensed, seven forced fumbles, six fumble recoveries and two interceptions
- ✦ Has the most sacks (68.0) in team history among defensive linemen and ranks fifth-most among all Steelers since the stat became official in 1982
- ✦ Has registered 12 multi-sack games in his NFL regular-season career, which ranks seventh in franchise history
- ✦ His 68.0 career sacks are the third-most among active defensive tackles in the League
- ✦ Named the Steelers' 2021 Walter Payton Man of the Year, an award that recognizes a player's off-the-field community service as well as his playing excellence
- ✦ Made NFL debut in Week 1 of 2011 (at Baltimore)
- ✦ Made NFL starting debut in Week 3 of 2013 (vs. Chicago)

#### 2021 (STEELERS)

- ✦ Named a defensive captain for the seventh consecutive time
- ✦ Surpassed Joey Porter for the fifth-most sacks in team history (60.5) in Week 8 at Cleveland
- ✦ Leads the team with seven passes defensed in 2021
- ✦ Recorded his second career interception in Week 9 vs Chicago when he picked off Justin Fields
- ✦ Recorded the 11th multi-sack game of his career in Week 10 vs Detroit
- ✦ Recorded his 10th sack of the season in Week 18 at Baltimore, securing his second career (had 12.0 in 2017) double-digit sack season
- ✦ One of just 13 players in league history to have at least 10 sacks and nine passes defensed in a season

#### 2020 (STEELERS)

- ✦ Named a defensive captain for the seventh consecutive time
- ✦ Started all 15 games he played in during the regular season and one playoff game
- ✦ Recorded 54 tackles, 4.0 sacks, 19 quarterback hits, seven tackles for a loss and three passes defensed
- ✦ Registered the first interception of his career in Week 1 at New York Giants (game 135 and start 100)
- ✦ His interception halted a Giants' drive that opened at its own 9-yard line and marched 87 yards on 19 plays, taking New York down to the Steelers' 4-yard line

#### 2019 (STEELERS)

- ✦ Named a defensive captain for the fifth time (fifth consecutive)
- ✦ Started all 16 games
- ✦ Recorded 83 tackles, 9.0 sacks, 22 quarterback hits, 11 tackles for a loss and six passes defensed
- ✦ Ranked second on the team in quarterback hits, third in sacks and third in TFLs
- ✦ Led all NFL defensive linemen in tackles
- ✦ His 83 tackles were the most by a Steelers defensive lineman since Donald Evans had 84 in 1993
- ✦ Registered seven or more tackles in three different games
- ✦ His 22 quarterback hits were the second-most among all defensive tackles in the NFL
- ✦ Recorded three or more quarterback hits in three separate games
- ✦ Joined Aaron Donald as the only defensive tackles in the League with at least three QB hits in three or more games
- ✦ His 9.0 sacks were the second-most among all defensive tackles in the NFL
- ✦ His 11 TFLs were the fourth-most among all defensive tackles in the NFL

#### 2018 (STEELERS)

- ✦ Named a defensive team captain for the fourth straight season
- ✦ Started all 16 regular season games for the third time in his career
- ✦ Finished the season with 51 tackles (29 solo), 8.0 sacks (second on the team), 18 quarterback hits (second on the team), three pass breakups, one forced fumble and one fumble recovery
- ✦ Surpassed Aaron Smith for the second-most sacks by a Steelers defensive lineman and seventh-most sacks by a Steeler since sacks became an official statistic in 1982

**2017 (STEELERS)**

- ✦ Named a defensive team captain for the third straight season
- ✦ Started all 15 of the regular-season games he played in
- ✦ Finished the season with a career-high 12.0 sacks, 45 tackles (30 solo), 22 quarterback hits, 16 tackles for loss, two forced fumbles and one fumble recovery
- ✦ Recorded four multi-sack performances, tying for most in the league
- ✦ His 12.0 sacks tied for third-most among AFC defensive linemen and tied for sixth among all NFL defensive linemen in sacks
- ✦ Named AFC Defensive Player of the Week for his Week 4 performance at Baltimore (10/1)
- ✦ Registered the third multi-sack game in his regular-season career and credited with a forced fumble and fumble recovery
- ✦ Named AFC Defensive Player of the Week for his Week 12 performance vs. Green Bay (11/26)
- ✦ Registered the fifth game of his regular-season career with multiple sacks
- ✦ Added six tackles (three solo), two tackles for losses and three quarterback hits
- ✦ Surpassed Clark Haggans (32.0) for the 10th-most sacks by a Steeler since sacks became an official statistic in 1982
- ✦ Established a single-game high for sacks in the first half of a game with 2.0 at Houston in Week 16
- ✦ First Steelers defensive lineman to record at least 2.0 sacks in the first half of a game since Nov. 9, 2009 (Brett Keisel at Denver)
- ✦ Surpassed Lawrence Timmons and Kevin Greene (35.5) for the eighth-most sacks by a Steeler since sacks became an official statistic in 1982

**2016 (STEELERS)**

- ✦ Named a defensive team captain for the second straight season
- ✦ Started seven games during the regular season
- ✦ Inactive for two games due to a left hamstring injury (10/16 at Miami and 10/23 vs. New England)
- ✦ Placed on the team's Reserve/Injured List due to a pectoral injury on November 19, and missed the remainder of the regular season and postseason
- ✦ Recorded a single-game career-high 3.0 sacks
- ✦ Fourth defensive end in franchise history to record at least 3.0 sacks in a single game and the first since Ray Seals in 1994 (11/6 at Houston) since sacks became an official statistic in 1982

**2015 (STEELERS)**

- ✦ Named a defensive team captain for the first time in his career
- ✦ Started all 16 regular-season games for the second consecutive season
- ✦ Led the team with 7.0 sacks during the regular season
- ✦ Has recorded at least 5.0 sacks in three straight seasons, becoming the second defensive end (Keith Willis) to record 5.0 sacks in three or more consecutive seasons since sacks became an official statistic in 1982
- ✦ Started both postseason contests
- ✦ Recorded a strip sack in the second quarter of the Wild Card victory Cincinnati, the first sack and forced fumble of his career in the postseason

**2014 (STEELERS)**

- ✦ Started all 16 games during the regular season for the first time in his career
- ✦ Set a then career-high with 7.5 sacks on the season
- ✦ First defensive lineman to lead or tie for the team lead in sacks since Aaron Smith (2004)
- ✦ Recorded 1.5 sacks, the first multi-sack game of his career and the first Steelers' defensive end to record a multi-sack game since Brett Keisel (12/23/12 vs. Cincinnati)
- ✦ Started the lone postseason contest

**2013 (STEELERS)**

- ✦ Played in all 16 games, making a then career-best 13 starts
- ✦ Started his first career game 9/22 vs. Chicago
- ✦ Recorded 5.0 sacks on the season, his first season with at least five quarterback takedowns
- ✦ Recorded a career-high 12 tackles, and one sack, in Week 14 vs. Miami

**2012 (STEELERS)**

- ✦ Saw action on the defensive line and on special teams in all 16 contests

**2011 (STEELERS)**

- ✦ Saw action in all 16 regular-season games and the lone postseason contest in his rookie season
- ✦ Totaled one sack, two pass breakups and one forced fumble in the regular season
- ✦ Registered his first career sack and forced fumble in the fourth quarter in Week 5 vs. Tennessee

**TRANSACTIONS**

- ✦ Signed four-year contract extension with Pittsburgh on Sept. 6, 2020
- ✦ Signed six-year contract with the Steelers on July 16, 2015
- ✦ Pittsburgh exercised fifth-year option on April 22, 2014
- ✦ Signed four-year contract with the Steelers on July 29, 2011
- ✦ Drafted by Pittsburgh in the first round (31st overall) of the 2011 NFL Draft

**COLLEGE**

- ✦ Started 46-of-52 games at Ohio State (2007-10)
- ✦ Recorded 163 tackles, 37.5 tackles for loss, 15.0 sacks and six quarterback pressures
- ✦ Recovered two fumbles, including one in the end zone for a touchdown
- ✦ Had one interception, and he returned it 80 yards, which, at the time, ranked as the seventh longest return by a Buckeye in school history and the longest interception return by a defensive lineman
- ✦ Forced two fumbles
- ✦ Earned first-team All-Big Ten Conference honors and the Bill Willis Award, given by the OSU coaches to the team's Outstanding Defensive Player in 2010
- ✦ Earned second-team All-Big Ten Conference honors and was the recipient of the Jack Stephenson Award, given by the coaching staff to the team's outstanding defensive lineman in 2009
- ✦ Garnered Freshman All-American honors from Rivals.com, Scout.com and The Sporting News in 2007
- ✦ Graduated with a degree in human development

## PERSONAL

- ✦ Attended Peachtree Ridge High School (Suwanee, Ga.)
- ✦ Named 2006 Georgia Class 5A Defensive Player of the Year, helping Peachtree Ridge capture the state championship as a senior
- ✦ Totaled 88 tackles and 11.0 sacks during his senior campaign
- ✦ Son of former NFL and University of Pittsburgh running back Craig "Ironhead" Heyward and Charlotte Heyward Blackwell
- ✦ Cameron's stepfather, Cory Blackwell, played football at Wisconsin
- ✦ Married to Allie
- ✦ Couple has one son, Callen Grey, and two daughters, Chloe and Caia
- ✦ Started his foundation, "The Heyward House" in May 2015
- ✦ Full name: Cameron Phillips Heyward

## COMMUNITY

- ✦ Three-time Steelers Walter Payton Man of the Year (2015, 2018, 2021)
- ✦ Created his foundation, The Heyward House, in 2015, which supports Pittsburghers in need through a variety of programs and partnerships.
- ✦ Began the Rufus and Judy Jordan Literacy Program in 2020, and as part of the program, built Little Free Libraries where he stocks books in underserved communities.
- ✦ Built the Heyward Performance Center field house for his high school, Peachtree Ridge, in 2020.
- ✦ Created a birthday club, Cam's Birthday Bash, where every year on his birthday, he throws a birthday party at Dave and Buster's complete with food, games and gifts, for children who often don't get the opportunity to celebrate their birthdays.
- ✦ Through Craig's Closet, a program he named after his father, high school boys in the Pittsburgh area with free dress clothes for interviews, internships, banquets, and more.
- ✦ Partners with Blessings in a Backpack to provide backpacks of food for students to take home over the weekend.
- ✦ Began Voices of Hope Scholarship to provide brain tumor patients, or the family members of those affected by a brain tumor diagnosis, the opportunity to pursue a post-secondary education.
- ✦ Annually treats 200 families per year to Thanksgiving dinner through his food distribution with Greater Pittsburgh Food Bank.
- ✦ Has donated \$150,000 over the last two seasons to the Steelers Social Justice Fund.
- ✦ Serves on the Steelers Social Justice Committee and led one of the Social Justice Film Series nights.

## CAMERON HEYWARD'S NFL REGULAR SEASON DEFENSIVE STATISTICS

DATE	TEAM	GP	GS	TACKLES						INTERCEPTIONS				O. FUMB				ST				MISC				
				TK	S	A	TFL	YDS	SK	YDS	QBH	NO	YDS	LG	TD	PD	FF	FR	TD	YDS	TK	S	A	FF	FR	S
2011	Steelers	16	0	11	10	1	0	0	1.0	8.0	3	0	0	0	1	1	0	0	0	0	0	0	0	0	0	0
2012	Steelers	16	0	20	13	7	2	0	1.5	5.0	3	0	0	0	0	0	0	0	0	0	0	0	0	0	0	
2013	Steelers	16	13	59	35	24	7	51	5.0	41.0	10	0	0	0	7	0	1	0	8	0	0	0	0	0	0	
2014	Steelers	16	16	53	33	20	11	54	7.5	47.0	16	0	0	0	4	0	0	0	0	0	0	0	0	0	0	
2015	Steelers	16	16	54	39	15	15	69	7.0	35.0	13	0	0	0	2	1	0	0	0	0	0	0	0	0	0	
2016	Steelers	7	7	21	17	4	4	18	3.0	16.0	5	0	0	0	4	0	1	0	1	0	0	0	0	0	0	
2017	Steelers	15	15	45	30	15	16	78	12.0	71.0	22	0	0	0	3	2	1	0	0	0	0	0	0	0	0	
2018	Steelers	16	16	51	29	22	10	55	8.0	60.0	18	0	0	0	3	1	1	0	0	0	0	0	0	0	0	
2019	Steelers	16	16	83	51	32	11	53	9.0	61.0	23	0	0	0	6	1	1	0	0	0	0	0	0	0	0	
2020	Steelers	15	15	54	30	24	7	20	4.0	28.5	19	1	0	0	3	0	0	0	0	0	0	0	0	0	0	
2021	Steelers	17	17	89	53	36	15	58	10.0	55.5	17	1	0	0	9	1	1	0	0	0	0	0	0	0	0	
NFL TOTALS		166	131	540	340	200	98	456	68.0	428.0	149	2	0	0	42	7	6	0	9	0	0	0	0	0	0	

## CAMERON HEYWARD'S NFL POSTSEASON DEFENSIVE STATISTICS

DATE	TEAM	GP	GS	TACKLES						INTERCEPTIONS				O. FUMB				ST				MISC				
				TK	S	A	TFL	YDS	SK	YDS	QBH	NO	YDS	LG	TD	PD	FF	FR	TD	YDS	TK	S	A	FF	FR	S
2011	Steelers	1	0	4	3	1	0	0	0.0	0.0	0	0	0	0	0	0	0	0	0	0	0	0	0	0	0	0
2014	Steelers	1	1	2	2	0	0	0	0.0	0.0	2	0	0	0	0	0	0	0	0	0	0	0	0	0	0	0
2015	Steelers	2	2	1	1	0	0	0	1.0	11.0	4	0	0	0	0	1	0	0	0	0	0	0	0	0	0	0
2017	Steelers	1	1	1	1	0	1	2	0.0	0.0	0	0	0	0	0	0	0	0	0	0	0	0	0	0	0	0
2020	Steelers	1	1	1	1	0	0	0	0.0	0.0	0	0	0	0	1	0	0	0	0	0	0	0	0	0	0	0
2021	Steelers	1	1	4	2	2	0	0	0.0	0.0	0	0	0	0	0	1	0	0	0	0	0	0	0	0	0	0
NFL TOTALS		7	6	13	10	3	1	2	1.0	11.0	6	0	0	0	1	2	0	0	0	0	0	0	0	0	0	0

## SINGLE-GAME HIGHS: DEFENSIVE

Total Tackles	10 vs. Miami Dolphins, Dec 08, 2013 9 vs. Seattle Seahawks, Oct 17, 2021 ...1 more at 9.	Fumble Recoveries	1 at Buffalo Bills, Sep 12, 2021 1 vs. Cleveland Browns, Dec 01, 2019 ...4 more at 1.
Solo Tackles	7 vs. Kansas City Chiefs, Oct 02, 2016 7 vs. Baltimore Ravens, Oct 01, 2015 ...1 more at 7.	Tackles For Loss	3 vs. Kansas City Chiefs, Oct 02, 2016 2 at Baltimore Ravens, Jan 09, 2022 ...19 more at 2.
Sacks	3.0 vs. Kansas City Chiefs, Oct 02, 2016 2.5 vs. Cincinnati Bengals, Sep 30, 2019	Interceptions	1 vs. Chicago Bears, Nov 08, 2021 1 at New York Giants, Sep 14, 2020
Passes Defensed	2 vs. Cleveland Browns, Jan 03, 2022 2 vs. Denver Broncos, Oct 10, 2021 ...5 more at 2.	Longest Opponent's Fumble Return	8 at Cleveland Browns, Nov 24, 2013 1 vs. Cincinnati Bengals, Sep 18, 2016
Forced Fumbles	1 at Buffalo Bills, Sep 12, 2021 1 vs. Cincinnati Bengals, Sep 30, 2019 ...5 more at 1.		

## SINGLE-GAME HIGHS - POSTSEASON: DEFENSIVE

Total Tackles	4 at Kansas City Chiefs, Jan 16, 2022 4 at Denver Broncos, Jan 08, 2012 2 vs. Baltimore Ravens, Jan 03, 2015 1 vs. Cleveland Browns, Jan 10, 2021 1 vs. Jacksonville Jaguars, Jan 14, 2018 ...1 more at 1.	Passes Defensed	1 vs. Cleveland Browns, Jan 10, 2021
		Forced Fumbles	1 at Kansas City Chiefs, Jan 16, 2022 1 at Cincinnati Bengals, Jan 09, 2016
		Tackles For Loss	1 vs. Jacksonville Jaguars, Jan 14, 2018
Solo Tackles	3 at Denver Broncos, Jan 08, 2012 2 at Kansas City Chiefs, Jan 16, 2022 2 vs. Baltimore Ravens, Jan 03, 2015 1 vs. Cleveland Browns, Jan 10, 2021 1 vs. Jacksonville Jaguars, Jan 14, 2018 ...1 more at 1.		
Sacks	1.0 at Cincinnati Bengals, Jan 09, 2016		

## SINGLE-GAME HIGHS: RUSHING/RECEIVING

All-Purpose Yards	11 vs. Baltimore Ravens, Oct 20, 2013 8 at Cleveland Browns, Nov 24, 2013	Kickoff Return Yards	11 vs. Baltimore Ravens, Oct 20, 2013
Kickoff Returns	1 vs. Baltimore Ravens, Oct 20, 2013	Longest Kickoff Return	11 vs. Baltimore Ravens, Oct 20, 2013

## 2021 GAME-BY-GAME REGULAR-SEASON STATISTICS (STEELERS)

DATE	OPPONENT	P/S	TACKLES							INTERCEPTIONS				O. FUMB			ST			MISC		W/L	SCORE				
			TK	S	A	SK	YDS	TFL	YDS	QBH	NO	YDS	LG	TD	PD	FF	FR	TD	YDS	TK	S			A	FF	FR	S
09/12	at Bills	S	4	2	2	1.0	6.0	1	6	1	0	0	0	0	2	1	1	0	0	0	0	0	0	0	0	W	23-16
09/19	Raiders	S	7	4	3	0.0	0.0	1	0	0	0	0	0	1	0	0	0	0	0	0	0	0	0	0	0	L	17-26
09/26	Bengals	S	5	1	4	0.0	0.0	0	0	0	0	0	0	0	0	0	0	0	0	0	0	0	0	0	0	L	10-24
10/03	at Packers	S	8	5	3	0.0	0.0	1	1	1	0	0	0	0	0	0	0	0	0	0	0	0	0	0	0	L	17-27
10/10	Broncos	S	3	2	1	0.0	0.0	0	0	0	0	0	0	0	2	0	0	0	0	0	0	0	0	0	0	W	27-19
10/17	Seahawks	S	9	6	3	1.0	8.0	2	12	1	0	0	0	0	0	0	0	0	0	0	0	0	0	0	0	W	23-20+
10/31	at Browns	S	4	3	1	0.5	2.5	0	0	2	0	0	0	0	0	0	0	0	0	0	0	0	0	0	0	W	15-10
11/08	Bears	S	2	2	0	0.0	0.0	0	0	3	1	0	0	0	1	0	0	0	0	0	0	0	0	0	0	W	29-27
11/14	Lions	S	5	3	2	2.0	18.0	2	18	2	0	0	0	0	0	0	0	0	0	0	0	0	0	0	0	T	16-16
11/21	at Chargers	S	2	2	0	0.0	0.0	0	0	0	0	0	0	0	1	0	0	0	0	0	0	0	0	0	0	L	37-41
11/28	at Bengals	S	8	3	5	1.0	6.0	1	6	1	0	0	0	0	0	0	0	0	0	0	0	0	0	0	0	L	10-41
12/05	Ravens	S	4	3	1	1.0	3.0	2	5	1	0	0	0	0	0	0	0	0	0	0	0	0	0	0	0	W	20-19
12/09	at Vikings	S	6	3	3	0.0	0.0	1	2	0	0	0	0	0	0	0	0	0	0	0	0	0	0	0	0	L	28-36
12/19	Titans	S	6	2	4	0.5	5.0	0	0	1	0	0	0	0	0	0	0	0	0	0	0	0	0	0	0	W	19-13
12/26	at Chiefs	S	6	3	3	1.0	4.0	1	4	1	0	0	0	0	0	0	0	0	0	0	0	0	0	0	0	L	10-36
01/03	Browns	S	4	4	0	1.0	1.0	1	1	2	0	0	0	0	2	0	0	0	0	0	0	0	0	0	0	W	26-14
01/09	at Ravens	S	6	5	1	1.0	2.0	2	3	1	0	0	0	0	0	0	0	0	0	0	0	0	0	0	0	W	16-13+
2021 TOTALS		17-17	89	53	36	10.0	55.5	15	58	17	1	0	0	0	9	1	1	0	0	0	0	0	0	0	0	9-7-1	

+ - Overtime

## 2021 GAME-BY-GAME POSTSEASON STATISTICS (STEELERS)

DATE	OPPONENT	P/S	TACKLES							INTERCEPTIONS				O. FUMB			ST			MISC		W/L	SCORE					
			TK	S	A	SK	YDS	TFL	YDS	QBH	NO	YDS	LG	TD	PD	FF	FR	TD	YDS	TK	S			A	FF	FR	S	A
01/16	at Chiefs	S	4	2	2	0.0	0.0	0	0	0	0	0	0	0	0	1	0	0	0	0	0	0	0	0	0	L	21-42	
2021 TOTALS		1-1	4	2	2	0.0	0.0	0	0	0	0	0	0	0	1	0	0	0	0	0	0	0	0	0	0	0	0-1	

## 2020 GAME-BY-GAME POSTSEASON STATISTICS (STEELERS)

DATE	OPPONENT	P/S	TACKLES							INTERCEPTIONS				O. FUMB			ST			MISC		W/L	SCORE					
			TK	S	A	SK	YDS	TFL	YDS	QBH	NO	YDS	LG	TD	PD	FF	FR	TD	YDS	TK	S			A	FF	FR	S	A
01/10	Browns	S	1	1	0	0.0	0.0	0	0	0	0	0	0	0	1	0	0	0	0	0	0	0	0	0	0	L	37-48	
2020 TOTALS		1-1	1	1	0	0.0	0.0	0	0	0	0	0	0	1	0	0	0	0	0	0	0	0	0	0	0	0	0-1	

## 2017 GAME-BY-GAME POSTSEASON STATISTICS (STEELERS)

DATE	OPPONENT	P/S	TACKLES							INTERCEPTIONS				O. FUMB			ST			MISC		W/L	SCORE					
			TK	S	A	SK	YDS	TFL	YDS	QBH	NO	YDS	LG	TD	PD	FF	FR	TD	YDS	TK	S			A	FF	FR	S	A
01/14	Jaguars	S	1	1	0	0.0	0.0	1	2	0	0	0	0	0	0	0	0	0	0	0	0	0	0	0	0	0	L	42-45
2017 TOTALS		1-1	1	1	0	0.0	0.0	1	2	0	0	0	0	0	0	0	0	0	0	0	0	0	0	0	0	0	0-1	

## 2015 GAME-BY-GAME POSTSEASON STATISTICS (STEELERS)

DATE	OPPONENT	P/S	TACKLES							INTERCEPTIONS				O. FUMB			ST			MISC		W/L	SCORE					
			TK	S	A	SK	YDS	TFL	YDS	QBH	NO	YDS	LG	TD	PD	FF	FR	TD	YDS	TK	S			A	FF	FR	S	A
01/09	at Bengals	S	1	1	0	1.0	11.0	0	0	4	0	0	0	0	0	1	0	0	0	0	0	0	0	0	0	0	W	18-16
01/17	at Broncos	S	0	0	0	0.0	0.0	0	0	0	0	0	0	0	0	0	0	0	0	0	0	0	0	0	0	0	L	16-23
2015 TOTALS		2-2	1	1	0	1.0	11.0	0	0	4	0	0	0	0	1	0	0	0	0	0	0	0	0	0	0	0	1-1	

## 2014 GAME-BY-GAME POSTSEASON STATISTICS (STEELERS)

DATE	OPPONENT	P/S	TACKLES							INTERCEPTIONS				O. FUMB			ST			MISC		W/L	SCORE					
			TK	S	A	SK	YDS	TFL	YDS	QBH	NO	YDS	LG	TD	PD	FF	FR	TD	YDS	TK	S			A	FF	FR	S	A
01/03	Ravens	S	2	2	0	0.0	0.0	0	0	2	0	0	0	0	0	0	0	0	0	0	0	0	0	0	0	0	L	17-30
2014 TOTALS		1-1	2	2	0	0.0	0.0	0	0	2	0	0	0	0	0	0	0	0	0	0	0	0	0	0	0	0	0-1	

## 2011 GAME-BY-GAME POSTSEASON STATISTICS (STEELERS)

DATE	OPPONENT	P/S	TACKLES							INTERCEPTIONS					O. FUMB			ST				MISC		SCORE				
			TK	S	A	SK	YDS	TFL	YDS	QBH	NO	YDS	LG	TD	PD	FF	FR	TD	YDS	TK	S	A	FF		FR	S	A	W/L
01/08	at Broncos	P	4	3	1	0.0	0.0	0	0	0	0	0	0	0	0	0	0	0	0	0	0	0	0	0	0	0	L	23-29+
<b>2011 TOTALS</b>		<b>1-0</b>	<b>4</b>	<b>3</b>	<b>1</b>	<b>0.0</b>	<b>0.0</b>	<b>0</b>	<b>0</b>	<b>0</b>	<b>0</b>	<b>0</b>	<b>0</b>	<b>0</b>	<b>0</b>	<b>0</b>	<b>0</b>	<b>0</b>	<b>0</b>	<b>0</b>	<b>0</b>	<b>0</b>	<b>0</b>	<b>0</b>	<b>0</b>	<b>0-1</b>		

+- Overtime





## CONNOR HEYWARD

TIGHT END/FULLBACK

HEIGHT: 6-0

WEIGHT: 230

COLLEGE: Michigan State

BORN: January 22, 1999

BIRTHPLACE: Duluth, GA

HOW ACQUIRED: 06 22

NFL EXPERIENCE: R

### PRO CAREER

- ✦ Has yet to make NFL debut

### TRANSACTIONS

- ✦ Signed a four-year contract with Pittsburgh on May 13, 2022
- ✦ Drafted in the sixth round (208th overall) of the 2022 NFL Draft by the Pittsburgh Steelers


### COLLEGE

- ✦ Four-year letterwinner played in 49 career games with the Spartans from 2017-21, including 28 starts (eight in 2018, one in 2019, six in 2020, 13 in 2021; 15 at running back from 2018-20, 13 at tight end in 2021)
- ✦ Accepted a Senior Bowl invitation
- ✦ Made the position switch from running back to tight end during preseason camp in 2021
- ✦ Finished his career with 2,265 all-purpose yards (825 rushing, 723 kick return, 711 receiving, 6 punt return)
- ✦ Scored 11 career TDs (six receiving, five rushing)
- ✦ Finished his career with 825 rushing yards on 211 carries with five TDs
- ✦ Recorded 96 career receptions for 711 yards and six TDs
- ✦ Returned 33 kickoffs in his career for 723 yards, ranking No. 16 on MSU career kick return yards list and tied for No. 18 on career kick return list (33)
- ✦ A finalist for the Paul Hornung Award as a sophomore in 2018
- ✦ Graduated in May 2021 with a bachelor's degree in communication.

### PERSONAL

- ✦ Versatile athlete played five different positions (quarterback, receiver, running back, safety, punter) and was a three-year starter on varsity for Coach Mark Fleetwood at Peachtree Ridge High School
- ✦ Ranked among the top players in Georgia by ESPN.com (No. 58) and 247Sports (No. 96)
- ✦ Listed one of the top all-purpose athletes in the nation by 247Sports (No. 64), Scout.com (No. 67) and ESPN.com (No. 91)
- ✦ Rated one of the top all-purpose athletes in Georgia (No. 11) and the South (No. 30) by Scout.com ... named first-team All-Gwinnett County and was an honorable mention all-state choice
- ✦ Selected for the 2016 Gwinnett All-Star Game
- ✦ Team captain his senior year
- ✦ Recorded 47 receptions for 580 yards, including six TD catches, as a senior in 2016
- ✦ Ran for 250 yards on 57 carries and accounted for 10 rushing TDs
- ✦ On defense, started every game at safety and totaled 71 tackles, seven pass break-ups and three interceptions
- ✦ Recorded a 37.0-yard punting average
- ✦ Ended his varsity career with more than 125 receptions and 35 total TDs
- ✦ Four-year starter on the basketball team
- ✦ Son of Charlotte and the late Craig Heyward
- ✦ Born Jan. 22, 1999
- ✦ His late father, Craig, played college football at Pittsburgh before spending 11 years in the NFL with New Orleans (1988-1991), Chicago (1992), Atlanta (1994-95), St. Louis (1997) and Indianapolis (1998); he rushed for 4,301 career yards and was a Pro Bowl selection in 1995 with the Falcons
- ✦ His oldest brother, Cameron, was a 2011 NFL first-round draft choice (No. 31 overall) out of Ohio State and is in his 10th season with the Steelers as a defensive end; he has earned Pro Bowl honors four straight years (2017-20) and All-Pro accolades twice (2017, 2019)
- ✦ Also has an older brother, Corey, who played basketball at Georgia Tech (2013-17)
- ✦ Graduated in May 2021 with a bachelor's degree in communication.





**58 ALEX HIGHSMITH**  
LINEBACKER

**HEIGHT:** 6-4  
**WEIGHT:** 242  
**COLLEGE:** Charlotte  
**BORN:** August 7, 1997

**BIRTHPLACE:** Wilmington, NC  
**HOW ACQUIRED:** 03 20  
**NFL EXPERIENCE:** 3rd year

### PRO CAREER

- ✦ Played in 32 games (21 starts) in his NFL career (Steelers 2020-21)
- ✦ Has registered 116 tackles (72 solo), 20 tackles for loss, 8.0 sacks, 21 quarterback hits, one interception and one pass defended
- ✦ Recorded six tackles (four solo) on special teams
- ✦ Made NFL debut in Week 1 of 2020 (at N.Y. Giants)
- ✦ Made NFL starting debut in Week 13 of 2020 (vs. Washington)

#### 2021 (STEELERS)

- ✦ Inactive due to a groin injury in Week 3 vs Cincinnati
- ✦ Registered the first multi-sack game of his career with 1.5 takedowns of Geno Smith in Week 6 vs Seattle and repeated the feat in Week 11 at the Los Angeles Chargers
- ✦ Recorded the first game of his career with double-digit tackles (11) in Week 10 vs Detroit
- ✦ Left the Week 14 game at Minnesota with a hamstring injury and did not return
- ✦ Recorded a career high 2.0 sacks in Week 17 vs Cleveland

#### 2020 (STEELERS)

- ✦ Registered 42 tackles, 26 solo stops, five tackles for loss, 2.0 sacks, six quarterback hits, one interception and one pass defended
- ✦ Recorded six tackles, four solo, on special teams
- ✦ Entered the starting lineup in Week 13 vs. Washington
- ✦ Intercepted his first career pass in Week 8 at Baltimore

### TRANSACTIONS

- ✦ Signed a four-year contract with Pittsburgh on July 21, 2020
- ✦ Drafted by the Steelers in the third round (102nd overall) of the 2020 NFL Draft

### COLLEGE

- ✦ Four-year letterwinner at Charlotte (2015-19)
- ✦ Owns school records for sacks in a game (4.5), season (14.0) and career (20.0) and tackles for loss in a game (5.0) and season (21.5)
- ✦ Ranks second in school history with 46.0 tackles for loss and fifth with 185 career tackles
- ✦ 2020 NFL Combine participant
- ✦ Named to the 2020 NFL All-Combine Team as an edge rusher
- ✦ 2020 East-West Shrine Bowl
- ✦ 2019 Third Team All-America by both AP and Pro Football Focus
- ✦ First 49er to earn all-America honors
- ✦ 2020 East-West Shrine Bowl
- ✦ 2018 and 2019 First Team All-Conference USA (coaches)
- ✦ First 49er to be named first-team All-CUSA twice
- ✦ 2019 First Team All-CUSA by PFF and Phil Steele
- ✦ Ranked fourth in the nation in sacks (14.0) and fifth in tackles for loss (21.5) in 2019
- ✦ Named to PFF's 2019 All-Draft Stock Team for those players whose draft stock rose the most this season
- ✦ Starting DE in 49ers' first-ever bowl game (2019 Bahamas Bowl)
- ✦ 2019 Team Captain
- ✦ 2019 Chuck Bednarik Award (Defensive Player of the Year) Watch List
- ✦ 2019 Burlsworth Trophy Semifinalist
- ✦ 2018 first-team all-CUSA by PFF and second team by Phil Steele
- ✦ Joined the 49ers for the 2015 season as a walk-on
- ✦ Earned scholarship during the summer of 2017
- ✦ Graduated with a degree in exercise science

### PERSONAL

- ✦ Attended Eugene Ashley High School (Wilmington, North Carolina)
- ✦ Parents are Sam and Pam Highsmith
- ✦ Has a sister, Lauryn
- ✦ A/B Honor Roll throughout high school
- ✦ National Honor Society
- ✦ Also played basketball and baseball

### COMMUNITY

Foundation supports development in physical and family involvement, athletic participation, academic support, social/emotional support, and family involvement

Has hosted youth football camps during the past two off-season's

Donated backpacks and school supplies to Clairton Elementary school last season.

Serves on the Steelers Social Justice Committee and led one of the Social Justice Film Series nights.

ALEX HIGHSMITH'S NFL REGULAR SEASON DEFENSIVE STATISTICS

DATE	TEAM	GP	GS	TACKLES							INTERCEPTIONS					O. FUMB			ST			MISC				
				TK	S	A	SK	YDS	TFL	YDS	QBH	NO	YDS	LG	TD	PD	FF	FR	TD	YDS	TK	S	A	FF	FR	S
2020	Steelers	16	5	42	26	16	5	22	2.0	16.0	6	1	2	2	0	1	0	0	0	6	4	2	0	0	0	0
2021	Steelers	16	16	74	46	28	15	54	6.0	35.5	15	0	0	0	0	1	0	0	0	0	0	0	0	0	0	
<b>NFL TOTALS</b>		<b>32</b>	<b>21</b>	<b>116</b>	<b>72</b>	<b>44</b>	<b>20</b>	<b>76</b>	<b>8.0</b>	<b>51.5</b>	<b>21</b>	<b>1</b>	<b>2</b>	<b>2</b>	<b>0</b>	<b>1</b>	<b>1</b>	<b>0</b>	<b>0</b>	<b>6</b>	<b>4</b>	<b>2</b>	<b>0</b>	<b>0</b>	<b>0</b>	

ALEX HIGHSMITH'S NFL POSTSEASON DEFENSIVE STATISTICS

DATE	TEAM	GP	GS	TACKLES							INTERCEPTIONS					O. FUMB			ST			MISC			
				TK	S	A	SK	YDS	TFL	YDS	QBH	NO	YDS	LG	TD	PD	FF	FR	TD	YDS	TK	S	A	FF	FR
2020	Steelers	1	1	2	1	1	0	0	0.0	0.0	0	0	0	0	0	0	0	0	0	0	0	0	0	0	0
2021	Steelers	1	1	3	2	1	1	10	1.0	10.0	1	0	0	0	0	0	0	0	0	0	0	0	0	0	0
<b>NFL TOTALS</b>		<b>2</b>	<b>2</b>	<b>5</b>	<b>3</b>	<b>2</b>	<b>1</b>	<b>10</b>	<b>1.0</b>	<b>10.0</b>	<b>1</b>	<b>0</b>	<b>0</b>	<b>0</b>	<b>0</b>	<b>0</b>	<b>0</b>	<b>0</b>	<b>0</b>	<b>0</b>	<b>0</b>	<b>0</b>	<b>0</b>	<b>0</b>	<b>0</b>

SINGLE-GAME HIGHS: DEFENSIVE

- Total Tackles: 11 vs. Detroit Lions, Nov 14, 2021  
9 at Cleveland Browns, Jan 03, 2021
- Solo Tackles: 8 vs. Detroit Lions, Nov 14, 2021  
7 vs. Cleveland Browns, Jan 03, 2022
- Sacks: 2.0 vs. Cleveland Browns, Jan 03, 2022  
1.5 at Los Angeles Chargers, Nov 21, 2021  
...1 more at 1.5.
- Passes Defensed: 1 at Baltimore Ravens, Nov 01, 2020
- Forced Fumbles: 1 at Kansas City Chiefs, Dec 26, 2021
- Tackles For Loss: 3 vs. Cleveland Browns, Jan 03, 2022  
2 vs. Baltimore Ravens, Dec 05, 2021  
...3 more at 2.
- Interceptions: 1 at Baltimore Ravens, Nov 01, 2020
- Interception Return Yards: 2 at Baltimore Ravens, Nov 01, 2020
- Special Teams Tackles: 3 vs. Cleveland Browns, Oct 18, 2020  
1 vs. Indianapolis Colts, Dec 27, 2020  
...2 more at 1.

SINGLE-GAME HIGHS - POSTSEASON: DEFENSIVE

- Total Tackles: 3 at Kansas City Chiefs, Jan 16, 2022  
2 vs. Cleveland Browns, Jan 10, 2021
- Solo Tackles: 2 at Kansas City Chiefs, Jan 16, 2022  
1 vs. Cleveland Browns, Jan 10, 2021
- Sacks: 1.0 at Kansas City Chiefs, Jan 16, 2022
- Tackles For Loss: 1 at Kansas City Chiefs, Jan 16, 2022

2021 GAME-BY-GAME REGULAR-SEASON STATISTICS (STEELERS)

DATE	OPPONENT	P/S	TACKLES							INTERCEPTIONS					O. FUMB			ST			MISC		W/L	SCORE			
			TK	S	A	SK	YDS	TFL	YDS	QBH	NO	YDS	LG	TD	PD	FF	FR	TD	YDS	TK	S	A			FF	FR	S
09/12	at Bills	S	4	3	1	0.0	0.0	0	0	0	0	0	0	0	0	0	0	0	0	0	0	0	0	0	0	W	23-16
09/19	Raiders	S	4	3	1	0.0	0.0	1	4	0	0	0	0	0	0	0	0	0	0	0	0	0	0	0	0	L	17-26
09/26	Bengals		ON INACTIVE LIST																								
10/03	at Packers	S	5	2	3	0.0	0.0	0	0	0	0	0	0	0	0	0	0	0	0	0	0	0	0	0	0	L	17-27
10/10	Broncos	S	1	1	0	0.0	0.0	0	0	0	0	0	0	0	0	0	0	0	0	0	0	0	0	0	0	W	27-19
10/17	Seahawks	S	7	2	5	1.5	15.5	2	9	4	0	0	0	0	0	0	0	0	0	0	0	0	0	0	0	W	23-20+
10/31	at Browns	S	4	1	3	0.0	0.0	1	1	0	0	0	0	0	0	0	0	0	0	0	0	0	0	0	0	W	15-10
11/08	Bears	S	3	0	3	0.0	0.0	0	0	2	0	0	0	0	0	0	0	0	0	0	0	0	0	0	0	W	29-27
11/14	Lions	S	11	8	3	0.0	0.0	2	9	1	0	0	0	0	0	0	0	0	0	0	0	0	0	0	0	T	16-16
11/21	at Chargers	S	6	3	3	1.5	6.0	1	4	3	0	0	0	0	0	0	0	0	0	0	0	0	0	0	0	L	37-41
11/28	at Bengals	S	5	3	2	0.0	0.0	2	8	0	0	0	0	0	0	0	0	0	0	0	0	0	0	0	0	L	10-41
12/05	Ravens	S	3	3	0	0.0	0.0	2	3	0	0	0	0	0	0	0	0	0	0	0	0	0	0	0	0	W	20-19
12/09	at Vikings	S	1	1	0	0.0	0.0	1	0	0	0	0	0	0	0	0	0	0	0	0	0	0	0	0	0	L	28-36
12/19	Titans	S	4	4	0	0.0	0.0	0	0	1	0	0	0	0	0	0	0	0	0	0	0	0	0	0	0	W	19-13
12/26	at Chiefs	S	5	2	3	1.0	0.0	0	0	1	0	0	0	0	1	0	0	0	0	0	0	0	0	0	0	L	10-36
01/03	Browns	S	7	7	0	2.0	14.0	3	16	2	0	0	0	0	0	0	0	0	0	0	0	0	0	0	0	W	26-14
01/09	at Ravens	S	4	3	1	0.0	0.0	0	0	1	0	0	0	0	0	0	0	0	0	0	0	0	0	0	0	W	16-13+
<b>2021 TOTALS</b>		<b>16-16</b>	<b>74</b>	<b>46</b>	<b>28</b>	<b>6.0</b>	<b>35.5</b>	<b>15</b>	<b>54</b>	<b>15</b>	<b>0</b>	<b>0</b>	<b>0</b>	<b>0</b>	<b>1</b>	<b>0</b>	<b>0</b>	<b>0</b>	<b>0</b>	<b>0</b>	<b>0</b>	<b>0</b>	<b>0</b>	<b>0</b>	<b>0</b>	<b>9-7-1</b>	


+ - Overtime

2021 GAME-BY-GAME POSTSEASON STATISTICS (STEELERS)

DATE	OPPONENT	P/S	TACKLES							INTERCEPTIONS					O. FUMB			ST			MISC		W/L	SCORE			
			TK	S	A	SK	YDS	TFL	YDS	QBH	NO	YDS	LG	TD	PD	FF	FR	TD	YDS	TK	S	A			FF	FR	S
01/16	at Chiefs	S	3	2	1	1.0	10.0	1	10	1	0	0	0	0	0	0	0	0	0	0	0	0	0	0	0	L	21-42
<b>2021 TOTALS</b>		<b>1-1</b>	<b>3</b>	<b>2</b>	<b>1</b>	<b>1.0</b>	<b>10.0</b>	<b>1</b>	<b>10</b>	<b>1</b>	<b>0</b>	<b>0</b>	<b>0</b>	<b>0</b>	<b>0</b>	<b>0</b>	<b>0</b>	<b>0</b>	<b>0</b>	<b>0</b>	<b>0</b>	<b>0</b>	<b>0</b>	<b>0</b>	<b>0</b>	<b>0-1</b>	

2020 GAME-BY-GAME POSTSEASON STATISTICS (STEELERS)

DATE	OPPONENT	P/S	TACKLES							INTERCEPTIONS					O. FUMB			ST			MISC		W/L	SCORE			
			TK	S	A	SK	YDS	TFL	YDS	QBH	NO	YDS	LG	TD	PD	FF	FR	TD	YDS	TK	S	A			FF	FR	S
01/10	Browns	S	2	1	1	0.0	0.0	0	0	0	0	0	0	0	0	0	0	0	0	0	0	0	0	0	0	L	37-48
<b>2020 TOTALS</b>		<b>1-1</b>	<b>2</b>	<b>1</b>	<b>1</b>	<b>0.0</b>	<b>0.0</b>	<b>0</b>	<b>0</b>	<b>0</b>	<b>0</b>	<b>0</b>	<b>0</b>	<b>0</b>	<b>0</b>	<b>0</b>	<b>0</b>	<b>0</b>	<b>0</b>	<b>0</b>	<b>0</b>	<b>0</b>	<b>0</b>	<b>0</b>	<b>0</b>	<b>0-1</b>	



51

**MYLES JACK**

LINEBACKER

HEIGHT: 6-1

WEIGHT: 255

COLLEGE: UCLA

BORN: September 3, 1995

BIRTHPLACE: Scottsdale, AZ

HOW ACQUIRED: FA '22

NFL EXPERIENCE: 7th year

**PRO CAREER**

- † Has played in 89 games (83 starts) over his six-year NFL career
- † Registered 511 tackles (333 solo), 17 quarterback hits, 19 tackles for loss, 6.5 sacks, 15 passes defended, four fumble recoveries, two forced fumbles and three interceptions, including one returned for a TD
- † His 511 tackles are the sixth-most in Jacksonville history
- † Made NFL debut in Week 1 of 2016 (vs. Green Bay)
- † Made NFL starting debut in Week 4 of 2016 (vs. Indianapolis)
- † Named All-Pro Second Team in 2020 (Pro Football Focus)
- † Registered 100 or more tackles in three of the last four seasons (2018, 2020 and 2021)

**2021 (JAGUARS)**

- † Named team captain as voted on by his teammates
- † Named the Jaguars' 2021 Walter Payton Man of the Year nominee
- † Started in all 16 games in which he appeared
- † Recorded 118 tackles (72 solo), six tackles for loss, five passes defended, 1.0 sack, two quarterback hits and one interception
- † Registered at least 10 tackles in two games (15 times over his career)
- † Became the ninth player in franchise history to record at least 500 career tackles (Dec. 19, 2021 vs. Houston)
- † Registered a team-high 12 tackles (five solo) vs. San Francisco (Nov. 11, 2021)
- † Recorded seven tackles (five solo), one for loss and one quarterback hit vs. Buffalo (Nov. 7)
- † Led the team with nine tackles (four solo) and one for loss at Seattle (Oct. 31)
- † Registered a team-high 10 tackles (six solo) vs. Arizona (Sept. 26)

**2020 (JAGUARS)**

- † Named team captain as voted on by his teammates
- † Started in all 14 games in which he appeared
- † Posted a career-best 118 tackles (72 solo), six tackles for loss, five passes defended, two quarterback hits, two fumble recoveries, one forced fumble, 1.0 sack and one INT
- † One of five linebackers in the NFL with at least 115 tackles, two fumble recoveries and one interception
- † Registered 11 tackles, including a sack that stalled a drive at the Jacksonville two-yard line (Sept. 13 vs. Indianapolis)
- † Talled four tackles and one interception at Cincinnati on Oct. 4
- † Led the team with 11 tackles, including one tackle for loss, and also added one forced fumble and one pass defended vs. Houston on Nov. 8

**2019 (JAGUARS)**

- † Started 11 games before being placed on the reserve/injured list on Dec. 5 with a knee injury
- † Finished the season with 66 tackles (42 solo), four passes defended, three tackles for loss, one interception and 0.5 sack
- † Registered a team-best nine tackles (three solo), two passes defended and one tackle for loss at Carolina on Oct. 6
- † Recorded five tackles, two passes defended and his second career interception at Cincinnati on Oct. 20

**2018 (JAGUARS)**

- † Started all 16 games for the second consecutive season and recorded his first career 100-plus tackle season
- † Played every snap on defense (1,020 snaps) and was one of three players in the NFL to play 100 percent of his team's defensive snaps (Justin Simmons, Denver; Malcolm Jenkins, Philadelphia)
- † Led the team with 10 tackles (seven solo) and added an interception, which he returned 32 yards for a TD at N.Y. Giants on Sept. 9
- † Registered a season-high 13 tackles (eight solo), including 1.0 sack at Tennessee on Dec. 6

**2017 (JAGUARS)**

- † Regularly started at strongside linebacker and played all three linebacker positions throughout the course of the year
- † Led the team with 14 tackles (eight solo), including one tackle for loss, at Houston on Sept. 10
- † Recorded seven tackles (six solo) and one forced fumble, which he also recovered, in the AFC Championship game at New England

**2016 (JAGUARS)**

- † Played in all 16 games making 10 starts during his rookie year
- † Recorded 22 tackles (16 solo)
- † Played 12 snaps on special teams in NFL and team debut vs. Green Bay on Sept. 11
- † Made four tackles (three solo) and one pass defended in first career start vs. Indianapolis on Oct. 2

**TRANSACTIONS**

- † Signed with Pittsburgh on March 17, 2022
- † Released by Jacksonville on March 16, 2022
- † Signed a four-year contract extension with the Jaguars on Sept. 2, 2019
- † Signed a four-year contract with Jacksonville on May 13, 2016
- † Originally drafted by the Jaguars in the second round (36th overall) of the 2016 draft utilizing a pick obtained from Baltimore for Jacksonville's second (38th overall) and fifth (146th overall) round choices

## COLLEGE

- ★ Saw action on both sides of the ball in 29 career games and totaled 178 tackles (116 solo), 23 passes defended, 15 tackles for a loss and two fumble recoveries defensively, while rushing 68 times for 387 yards and 11 TDs
- ★ Started all 13 games at linebacker in 2014 and was second on the team with 88 tackles, eight for loss and seven passes defended, while rushing 28 times for 113 yards and three TDs
- ★ Named Second-Team All-Pac 12 in 2014
- ★ Named both Offensive and Defensive Freshman of the Year in the Pac-12 by the coaches after posting 75 tackles, 11 passes defended and two INTs, while rushing for 267 yards and seven TDs on 38 attempts
- ★ Finalist for the Paul Hornung Award as the nation's most versatile player in 2013

## PERSONAL

- ★ A four-star recruit from Bellevue (Wash.) High School, according to both Scout.com and Rivals.com
- ★ Ranked as the nation's No. 4 outside linebacker and No. 1 in the west
- ★ Also played running back in high school for an offense that averaged more than 46 points per game his senior season
- ★ Selected to play in the U.S. Army All-American game, where he posted five tackles
- ★ Earned letters in track (three) and basketball (one)
- ★ In 2019, paid the electric bills for elderly residents in 31 homes around the Jacksonville community through a one-time donation to the Jacksonville Electric Authority

## MYLES JACK'S NFL REGULAR SEASON DEFENSIVE STATISTICS

DATE	TEAM	GP	GS	TACKLES					INTERCEPTIONS					O. FUMB			ST		MISC.							
				TK	S	A	TFL	YDS	SK	YDS	QBH	NO	YDS	LG	TD	PD	FF	FR	TD	YDS	TK	S	A	FF	FR	S
2016	Jaguars	16	10	22	16	6	1	1	0.5	0.0	2	0	0	0	0	2	0	0	0	2	2	0	0	0	0	0
2017	Jaguars	16	16	90	66	24	5	11	2.0	11.5	5	0	0	3	0	1	1	81	0	0	0	0	0	0	0	
2018	Jaguars	16	16	107	75	32	1	11	2.5	15.0	4	1	32	32t	1	1	1	1	0	0	0	0	0	0	0	
2019	Jaguars	11	11	66	42	24	3	13	0.5	4.0	2	1	14	14	0	4	0	0	0	0	0	0	0	0	0	
2020	Jaguars	14	14	118	72	46	6	11	1.0	6.0	2	1	0	0	5	1	2	0	16	0	0	0	0	0	0	
2021	Jaguars	16	16	108	62	46	3	5	0.0	0.0	2	0	0	0	0	0	0	0	0	0	0	0	0	0	0	
<b>NFL TOTALS</b>		<b>89</b>	<b>83</b>	<b>511</b>	<b>333</b>	<b>178</b>	<b>19</b>	<b>52</b>	<b>6.5</b>	<b>36.5</b>	<b>17</b>	<b>3</b>	<b>46</b>	<b>32T</b>	<b>1</b>	<b>15</b>	<b>2</b>	<b>4</b>	<b>1</b>	<b>97</b>	<b>2</b>	<b>2</b>	<b>0</b>	<b>0</b>	<b>0</b>	<b>0</b>

## MYLES JACK'S NFL POSTSEASON DEFENSIVE STATISTICS

DATE	TEAM	GP	GS	TACKLES					INTERCEPTIONS					O. FUMB			ST		MISC.							
				TK	S	A	TFL	YDS	SK	YDS	QBH	NO	YDS	LG	TD	PD	FF	FR	TD	YDS	TK	S	A	FF	FR	S
2017	Jaguars	3	3	19	16	3	2	8	1.0	7.0	2	1	0	0	0	3	1	1	0	0	0	0	0	0	0	0
<b>NFL TOTALS</b>		<b>3</b>	<b>3</b>	<b>19</b>	<b>16</b>	<b>3</b>	<b>2</b>	<b>8</b>	<b>1.0</b>	<b>7.0</b>	<b>2</b>	<b>1</b>	<b>0</b>	<b>0</b>	<b>0</b>	<b>3</b>	<b>1</b>	<b>1</b>	<b>0</b>	<b>0</b>	<b>0</b>	<b>0</b>	<b>0</b>	<b>0</b>	<b>0</b>	<b>0</b>

## SINGLE-GAME HIGHS: DEFENSIVE

Total Tackles	14 at Houston Texans, Sep 10, 2017 13 at Tennessee Titans, Dec 06, 2018	Tackles For Loss	1 vs. Buffalo Bills, Nov 07, 2021 1 at Seattle Seahawks, Oct 31, 2021 ...17 more at 1.
Solo Tackles	8 vs. Indianapolis Colts, Sep 13, 2020 8 at Tennessee Titans, Dec 06, 2018 ...3 more at 8.	Interceptions	1 at Cincinnati Bengals, Oct 04, 2020 1 at Cincinnati Bengals, Oct 20, 2019 ...1 more at 1.
Sacks	1.0 vs. Indianapolis Colts, Sep 13, 2020 1.0 at Tennessee Titans, Dec 06, 2018 ...3 more at 1.0.	Interception Return Yards	32 at New York Giants, Sep 09, 2018 14 at Cincinnati Bengals, Oct 20, 2019
Passes Defensed	2 at Cincinnati Bengals, Oct 20, 2019 2 at Carolina Panthers, Oct 06, 2019	Special Teams Tackles	1 vs. Houston Texans, Nov 13, 2016 1 at Chicago Bears, Oct 16, 2016
Forced Fumbles	1 vs. Houston Texans, Nov 08, 2020 1 at Buffalo Bills, Nov 25, 2018	Longest Opponent's Fumble Return	81 at New York Jets, Oct 01, 2017 16 at Green Bay Packers, Nov 15, 2020
Fumble Recoveries	1 at Minnesota Vikings, Dec 06, 2020 1 at Green Bay Packers, Nov 15, 2020 ...2 more at 1.		

## SINGLE-GAME HIGHS - POSTSEASON: DEFENSIVE

Total Tackles	7 at New England Patriots, Jan 21, 2018 6 at Pittsburgh Steelers, Jan 14, 2018 6 vs. Buffalo Bills, Jan 07, 2018	Forced Fumbles	1 at New England Patriots, Jan 21, 2018
Solo Tackles	6 at New England Patriots, Jan 21, 2018 5 at Pittsburgh Steelers, Jan 14, 2018 5 vs. Buffalo Bills, Jan 07, 2018	Fumble Recoveries	1 at New England Patriots, Jan 21, 2018 1 at Pittsburgh Steelers, Jan 14, 2018
Sacks	1.0 vs. Buffalo Bills, Jan 07, 2018	Tackles For Loss	1 vs. Buffalo Bills, Jan 07, 2018 1 at Pittsburgh Steelers, Jan 14, 2018
Passes Defensed	2 vs. Buffalo Bills, Jan 07, 2018 1 at Pittsburgh Steelers, Jan 14, 2018	Interceptions	1 at Pittsburgh Steelers, Jan 14, 2018



## 2017 GAME-BY-GAME REGULAR-SEASON STATISTICS (JAGUARS)

DATE	OPPONENT	P/S	TACKLES							INTERCEPTIONS				O. FUMB			ST				MISC		W/L	SCORE				
			TK	S	A	SK	YDS	TFL	YDS	QBH	NO	YDS	LG	TD	PD	FF	FR	TD	YDS	TK	S	A			FF	FR	S	A
09/10	at Texans	S	14	8	6	0.0	0.0	1	1	0	0	0	0	0	0	0	0	0	0	0	0	0	0	0	0	0	W	29-7
09/17	Titans	S	6	5	1	1.0	4.0	1	4	1	0	0	0	0	0	0	0	0	0	0	0	0	0	0	0	L	16-37	
09/24	Ravens	S	4	4	0	0.0	0.0	0	0	0	0	0	0	0	0	0	0	0	0	0	0	0	0	0	0	W	44-7	
10/01	at Jets	S	9	8	1	0.0	0.0	1	4	1	0	0	0	0	0	0	0	1	1	81	0	0	0	0	0	L	20-23+	
10/08	at Steelers	S	9	5	4	0.0	0.0	0	0	0	0	0	0	0	0	0	0	0	0	0	0	0	0	0	0	W	30-9	
10/15	Rams	S	6	5	1	0.0	0.0	1	1	0	0	0	0	0	0	0	0	0	0	0	0	0	0	0	0	L	17-27	
10/22	at Colts	S	8	4	4	1.0	7.5	0	0	2	0	0	0	0	1	0	0	0	0	0	0	0	0	0	0	W	27-0	
11/05	Bengals	S	1	1	0	0.0	0.0	0	0	0	0	0	0	0	0	0	0	0	0	0	0	0	0	0	0	W	23-7	
11/12	Chargers	S	9	8	1	0.0	0.0	1	1	0	0	0	0	0	0	0	0	0	0	0	0	0	0	0	0	W	20-17+	
11/19	at Browns	S	2	1	1	0.0	0.0	0	0	0	0	0	0	0	1	0	0	0	0	0	0	0	0	0	0	W	19-7	
11/26	at Cardinals	S	3	3	0	0.0	0.0	0	0	0	0	0	0	0	0	0	0	0	0	0	0	0	0	0	0	L	24-27	
12/03	Colts	S	5	3	2	0.0	0.0	0	0	0	0	0	0	0	0	0	0	0	0	0	0	0	0	0	0	W	30-10	
12/10	Seahawks	S	6	5	1	0.0	0.0	0	0	0	0	0	0	0	0	0	0	0	0	0	0	0	0	0	0	W	30-24	
12/17	Texans	S	2	1	1	0.0	0.0	0	0	0	0	0	0	0	1	0	0	0	0	0	0	0	0	0	0	W	45-7	
12/24	at 49ers	S	3	3	0	0.0	0.0	0	0	0	0	0	0	0	0	0	0	0	0	0	0	0	0	0	0	L	33-44	
12/31	at Titans	S	3	2	1	0.0	0.0	0	0	1	0	0	0	0	0	0	0	0	0	0	0	0	0	0	0	L	10-15	
<b>2017 TOTALS</b>			<b>16-16</b>	<b>90</b>	<b>66</b>	<b>24</b>	<b>2.0</b>	<b>11.5</b>	<b>5</b>	<b>11</b>	<b>5</b>	<b>0</b>	<b>0</b>	<b>0</b>	<b>0</b>	<b>3</b>	<b>0</b>	<b>1</b>	<b>1</b>	<b>81</b>	<b>0</b>	<b>0</b>	<b>0</b>	<b>0</b>	<b>0</b>	<b>0</b>	<b>10-6</b>	

+ - Overtime

## 2016 GAME-BY-GAME REGULAR-SEASON STATISTICS (JAGUARS)

DATE	OPPONENT	P/S	TACKLES							INTERCEPTIONS				O. FUMB			ST				MISC		W/L	SCORE				
			TK	S	A	SK	YDS	TFL	YDS	QBH	NO	YDS	LG	TD	PD	FF	FR	TD	YDS	TK	S	A			FF	FR	S	A
09/11	Packers	P	0	0	0	0.0	0.0	0	0	0	0	0	0	0	0	0	0	0	0	0	0	0	0	0	0	0	L	23-27
09/18	at Chargers	P	2	2	0	0.0	0.0	0	0	0	0	0	0	0	0	0	0	0	0	0	0	0	0	0	0	0	L	14-38
09/25	Ravens	P	0	0	0	0.0	0.0	0	0	0	0	0	0	0	0	0	0	0	0	0	0	0	0	0	0	L	17-19	
10/02	Colts	S	4	3	1	0.0	0.0	0	0	0	0	0	0	0	1	0	0	0	0	0	0	0	0	0	0	W	30-27	
10/16	at Bears	S	1	1	0	0.0	0.0	0	0	0	0	0	0	0	0	0	0	0	0	0	0	0	1	1	0	0	W	17-16
10/23	Raiders	S	1	1	0	0.0	0.0	0	0	0	0	0	0	0	0	0	0	0	0	0	0	0	0	0	0	0	L	16-33
10/27	at Titans	S	0	0	0	0.0	0.0	0	0	0	0	0	0	0	0	0	0	0	0	0	0	0	0	0	0	L	22-36	
11/06	at Chiefs	S	1	1	0	0.0	0.0	0	0	0	0	0	0	0	0	0	0	0	0	0	0	0	0	0	0	0	L	14-19
11/13	Texans	S	2	2	0	0.0	0.0	0	0	1	0	0	0	0	0	0	0	0	0	0	0	0	1	1	0	0	L	21-24
11/20	at Lions	P	3	2	1	0.0	0.0	1	1	0	0	0	0	0	0	0	0	0	0	0	0	0	0	0	0	0	L	19-26
11/27	at Bills	S	5	2	3	0.5	0.0	0	0	1	0	0	0	0	0	0	0	0	0	0	0	0	0	0	0	0	L	21-28
12/04	Broncos	S	1	1	0	0.0	0.0	0	0	0	0	0	0	0	0	0	0	0	0	0	0	0	0	0	0	0	L	10-20
12/11	Vikings	P	1	0	1	0.0	0.0	0	0	0	0	0	0	0	0	0	0	0	0	0	0	0	0	0	0	0	L	16-25
12/18	at Texans	P	1	1	0	0.0	0.0	0	0	0	0	0	0	0	0	0	0	0	0	0	0	0	0	0	0	0	L	20-21
12/24	Titans	S	0	0	0	0.0	0.0	0	0	0	0	0	0	0	0	0	0	0	0	0	0	0	0	0	0	W	38-17	
01/01	at Colts	S	0	0	0	0.0	0.0	0	0	0	0	0	0	0	1	0	0	0	0	0	0	0	0	0	0	0	L	20-24
<b>2016 TOTALS</b>			<b>16-10</b>	<b>22</b>	<b>16</b>	<b>6</b>	<b>0.5</b>	<b>0.0</b>	<b>1</b>	<b>1</b>	<b>2</b>	<b>0</b>	<b>0</b>	<b>0</b>	<b>0</b>	<b>2</b>	<b>0</b>	<b>0</b>	<b>0</b>	<b>0</b>	<b>0</b>	<b>2</b>	<b>2</b>	<b>0</b>	<b>0</b>	<b>0</b>	<b>3-13</b>	

## 2017 GAME-BY-GAME POSTSEASON STATISTICS (JAGUARS)

DATE	OPPONENT	P/S	TACKLES							INTERCEPTIONS				O. FUMB			ST				MISC		W/L	SCORE				
			TK	S	A	SK	YDS	TFL	YDS	QBH	NO	YDS	LG	TD	PD	FF	FR	TD	YDS	TK	S	A			FF	FR	S	A
01/07	Bills	S	6	5	1	1.0	7.0	1	7	1	0	0	0	0	2	0	0	0	0	0	0	0	0	0	0	0	W	10-3
01/14	at Steelers	S	6	5	1	0.0	0.0	1	1	0	1	0	0	0	1	0	0	0	0	0	0	0	0	0	0	0	W	45-42
01/21	at Patriots	S	7	6	1	0.0	0.0	0	0	1	0	0	0	0	0	1	1	0	0	0	0	0	0	0	0	0	L	20-24
<b>2017 TOTALS</b>			<b>3-3</b>	<b>19</b>	<b>16</b>	<b>3</b>	<b>1.0</b>	<b>7.0</b>	<b>2</b>	<b>8</b>	<b>2</b>	<b>1</b>	<b>0</b>	<b>0</b>	<b>3</b>	<b>1</b>	<b>1</b>	<b>0</b>	<b>0</b>	<b>0</b>	<b>0</b>	<b>0</b>	<b>0</b>	<b>0</b>	<b>0</b>	<b>0</b>	<b>2-1</b>	







## DONOVAN JETER

NOSE TACKLE

HEIGHT: 6-3

WEIGHT: 325

COLLEGE: Michigan

BORN: December 7, 1998

BIRTHPLACE: Beaver Falls, PA

HOW ACQUIRED: UDFA 22

NFL EXPERIENCE: R



### PRO CAREER

- ✦ Has yet to make NFL debut

### TRANSACTIONS

- ✦ Signed to the Pittsburgh Steelers as an undrafted free agent on May 2, 2022

### COLLEGE

- ✦ Four-year letterman (2018-21)
- ✦ Appeared in 37 career games (four starts) at defensive tackle for the Wolverines
- ✦ Recorded 38 tackles (19 solo), three passes defended, one fumble recovery and two tackles for loss
- ✦ Recorded a season-high five tackles at Penn State (Nov. 13, 2021)
- ✦ Blocked a field goal and was credited with one solo tackle playing along the defensive line against Western Michigan (Sept. 4, 2021)
- ✦ Scored a touchdown after catching a stripped football mid-air and running it back 15 yards for the score at Minnesota (Oct. 24), also made an assisted tackle and broke up a pass (2020)
- ✦ Recored a career-high five tackles at Rutgers (Nov. 21, 2020)

### PERSONAL

- ✦ Attended Beaver Falls High School (2017) coached by Ryan Mastook
- ✦ Led Beaver Falls to the Pennsylvania Class 3A State title and a 12-1 record in 2016
- ✦ Also an accomplished basketball player (third team All-State) at Beaver Falls, playing in the Class AAA Championship and averaging 16.8 points and 10 rebounds per game
- ✦ Recorded 76 tackles, 15 TFLs, 10 sacks, three pass breakups and one fumble recovery as a senior
- ✦ Registered 67 tackles and 12 sacks as a junior
- ✦ Recorded 87 tackles along with eight sacks as a sophomore
- ✦ 247.com four-star prospect, rated No. 290 overall and No. 8 in Pennsylvania
- ✦ Rivals four-star recruit, rated the No. 13 defensive end and the No. 7 player in Pennsylvania
- ✦ ESPN four-star prospect, ranked the No. 28 defensive end and the No. 9 player in Pennsylvania
- ✦ PrepStar three-star recruit and named to the publication's All-East Region squad
- ✦ Named 2016 All-USA Pennsylvania first team by USA Today
- ✦ Class 3A All-State performer as named by the Pennsylvania Football Writers
- ✦ Listed as the 2016 Class 3A Defensive Player of the Year by PAFootballNews.com
- ✦ Named the 2016 Mr. Pennsylvania Football Lineman of the Year for small schools (Classes 1-3A)
- ✦ First-ever recipient of the Mr. Pennsylvania Football Lineman of the Year Award (Classes 1-3A)
- ✦ Member of the *Pittsburgh-Post Gazette* Fab 22 football team as a junior and senior
- ✦ Pennsylvania Sports Writers' All-State honoree as a junior (Class AA) and senior (Class AAA)
- ✦ Born December 7, 1998
- ✦ Enrolled in the College of Literature, Science and the Arts, studying general studies



45

## BUDDY JOHNSON

LINEBACKER

**HEIGHT:** 6-2

**WEIGHT:** 240

**COLLEGE:** Texas A&M

**BORN:** February 27, 1999

**BIRTHPLACE:** Dallas, TX

**HOW ACQUIRED:** D4b 21

**NFL EXPERIENCE:** 2nd year

## PRO CAREER

- ✦ Made NFL debut in Week 1 of 2021 (at Buffalo)
- ✦ Has played in four career games (no starts)

## 2021 (STEELERS)

- ✦ Recorded the first tackle of his career on special teams in Week 13 vs Baltimore

## TRANSACTIONS

- ✦ Signed a four-year contract with Pittsburgh on May 18, 2021
- ✦ Drafted by the Steelers in the fourth round (140th overall) in the 2021 NFL Draft

## COLLEGE

- ✦ Played in 47 games at Texas A&M (2017-20)
- ✦ Registered 210 tackles, 24.5 tackles for loss, 6.5 sacks, five pass breakups, three forced fumbles, two fumble recoveries and one interception
- ✦ 2020 Butkus Award semifinalist
- ✦ Started all 10 games as a senior
- ✦ Served as a veteran leader on the SEC's top defense, finishing the season ranked ninth nationally
- ✦ Led the team in tackles (86), tackles for loss (8.5) and forced fumbles (two), while his 4.0 sacks on the year was good for second among Aggies
- ✦ Led the team in tackles in seven games, reaching double figures in the category on six occasions
- ✦ Forced a fumble with under four minutes remaining in the game that set up Texas A&M's game-winning drive to top No. 4 Florida
- ✦ Led an A&M defense that tallied 6.0 sacks and limited Mississippi State to negative rushing yards with 12 tackles, two breakups and another forced fumble
- ✦ Matched his career high of 12 tackles, including two tackles-for-loss and one sack in the win over Arkansas
- ✦ Picked off his first career interception and returned it 15 yards for his second career defensive TD in the victory over LSU; also added a sack against the Tigers
- ✦ Led the defense with 10 tackles, 2.5 for loss, including a sack, in the Orange Bowl victory over North Carolina
- ✦ Led the defense with 10 tackles and recovered a fumble, returning it 62 yards for a TD to help the Aggies take down Ole Miss in 2019 (was named SEC Defensive Player of the Week for his play against the Rebels)

## PERSONAL

- ✦ Played at Dallas Kimball High School
- ✦ Kimball's leading rusher and receiver in 2016 with 472 rushing yards and 446 receiving yards, in addition to 268 passing yards
- ✦ Earned first-team all-district honors at linebacker as a senior in 2016 after earning second-team recognition at quarterback as a junior
- ✦ Rated a three-star recruit by PrepStar
- ✦ Named to the PrepStar All-Midlands Region Team
- ✦ Four-star recruit by Scout
- ✦ Rated the No. 289 recruit nationally
- ✦ Rated the nation's No. 19 outside linebacker
- ✦ Ranked No. 4 OLB in Texas and the Midland Region
- ✦ Four-star prospect by Rivals
- ✦ Rated the No. 28 outside linebacker in the nation
- ✦ No. 46 recruit in the state of Texas
- ✦ Three-star by ESPN
- ✦ Rated the No. 45 athlete in the nation
- ✦ No. 81 in the state of Texas and No. 99 in the Midlands Region
- ✦ Three-star by 247Sports
- ✦ Rated the No. 19 outside linebacker in the nation
- ✦ No. 49 player in the state of Texas

## BUDDY JOHNSON'S NFL REGULAR SEASON DEFENSIVE STATISTICS

DATE	TEAM	GP	GS	TACKLES							INTERCEPTIONS					O. FUMB			ST				MISC			
				TK	S	A	TFL	YDS	SK	YDS	QBH	NO	YDS	LG	TD	PD	FF	FR	TD	YDS	TK	S	A	FF	FR	S
2021	Steelers	4	0	0	0	0	0	0	0.0	0.0	0	0	0	0	0	0	0	0	0	2	2	0	0	0	0	0
<b>NFL TOTALS</b>		<b>4</b>	<b>0</b>	<b>0</b>	<b>0</b>	<b>0</b>	<b>0</b>	<b>0</b>	<b>0.0</b>	<b>0.0</b>	<b>0</b>	<b>0</b>	<b>0</b>	<b>0</b>	<b>0</b>	<b>0</b>	<b>0</b>	<b>0</b>	<b>0</b>	<b>2</b>	<b>2</b>	<b>0</b>	<b>0</b>	<b>0</b>	<b>0</b>	<b>0</b>

## BUDDY JOHNSON'S NFL POSTSEASON DEFENSIVE STATISTICS

DATE	TEAM	GP	GS	TACKLES							INTERCEPTIONS					O. FUMB			ST				MISC			
				TK	S	A	TFL	YDS	SK	YDS	QBH	NO	YDS	LG	TD	PD	FF	FR	TD	YDS	TK	S	A	FF	FR	S
2021	Steelers	0	0	0	0	0	0	0	0.0	0.0	0	0	0	0	0	0	0	0	0	0	0	0	0	0	0	0
<b>NFL TOTALS</b>		<b>0</b>	<b>0</b>	<b>0</b>	<b>0</b>	<b>0</b>	<b>0</b>	<b>0</b>	<b>0.0</b>	<b>0.0</b>	<b>0</b>	<b>0</b>	<b>0</b>	<b>0</b>	<b>0</b>	<b>0</b>	<b>0</b>	<b>0</b>	<b>0</b>	<b>0</b>	<b>0</b>	<b>0</b>	<b>0</b>	<b>0</b>	<b>0</b>	<b>0</b>

## SINGLE-GAME HIGHS: DEFENSIVE

Special Teams Tackles

1 at Minnesota Vikings, Dec 09, 2021

1 vs. Baltimore Ravens, Dec 05, 2021

## 2021 GAME-BY-GAME REGULAR-SEASON STATISTICS (STEELERS)

DATE	OPPONENT	P/S	TACKLES							INTERCEPTIONS					O. FUMB			ST				MISC		W/L	SCORE			
			TK	S	A	SK	YDS	TFL	YDS	QBH	NO	YDS	LG	TD	PD	FF	FR	TD	YDS	TK	S	A	FF			FR	S	A
09/12	at Bills	P	0	0	0	0.0	0.0	0	0	0	0	0	0	0	0	0	0	0	0	0	0	0	0	0	0	0	W	23-16
09/19	Raiders	P	0	0	0	0.0	0.0	0	0	0	0	0	0	0	0	0	0	0	0	0	0	0	0	0	0	0	L	17-26
09/26	Bengals																									L	10-24	
10/03	at Packers																									L	17-27	
10/10	Broncos																									W	27-19	
10/17	Seahawks																									W	23-20+	
10/31	at Browns																									W	15-10	
11/08	Bears																									W	29-27	
11/14	Lions																									T	16-16	
11/21	at Chargers																									L	37-41	
11/28	at Bengals																									L	10-41	
12/05	Ravens	P	0	0	0	0.0	0.0	0	0	0	0	0	0	0	0	0	0	0	0	0	0	0	0	0	0	W	20-19	
12/09	at Vikings	P	0	0	0	0.0	0.0	0	0	0	0	0	0	0	0	0	0	0	0	0	0	0	0	0	0	L	28-36	
12/19	Titans																									W	19-13	
12/26	at Chiefs																									L	10-36	
01/03	Browns																									W	26-14	
01/09	at Ravens																									W	16-13+	
<b>2021 TOTALS</b>		<b>4-0</b>	<b>0</b>	<b>0</b>	<b>0</b>	<b>0.0</b>	<b>0.0</b>	<b>0</b>	<b>0</b>	<b>0</b>	<b>0</b>	<b>0</b>	<b>0</b>	<b>0</b>	<b>0</b>	<b>0</b>	<b>0</b>	<b>0</b>	<b>0</b>	<b>0</b>	<b>0</b>	<b>0</b>	<b>0</b>	<b>0</b>	<b>0</b>	<b>9-7-1</b>		

+ - Overtime

## 2021 GAME-BY-GAME POSTSEASON STATISTICS (STEELERS)

DATE	OPPONENT	P/S	TACKLES							INTERCEPTIONS					O. FUMB			ST				MISC		W/L	SCORE			
			TK	S	A	SK	YDS	TFL	YDS	QBH	NO	YDS	LG	TD	PD	FF	FR	TD	YDS	TK	S	A	FF			FR	S	A
01/16	at Chiefs																										L	21-42
<b>2021 TOTALS</b>			<b>0</b>	<b>0</b>	<b>0</b>	<b>0.0</b>	<b>0.0</b>	<b>0</b>	<b>0</b>	<b>0</b>	<b>0</b>	<b>0</b>	<b>0</b>	<b>0</b>	<b>0</b>	<b>0</b>	<b>0</b>	<b>0</b>	<b>0</b>	<b>0</b>	<b>0</b>	<b>0</b>	<b>0</b>	<b>0</b>	<b>0</b>	<b>0</b>	<b>0-1</b>	



## 18 DIONTAE JOHNSON

WIDE RECEIVER

HEIGHT: 5-10

WEIGHT: 183

COLLEGE: Toledo

BORN: July 5, 1996

BIRTHPLACE: Ruskin, FL

HOW ACQUIRED: 03a '19

NFL EXPERIENCE: 4th year

### PRO CAREER

- Named to the 2022 Pro Bowl
- Has played in 47 games (39 starts) over his three-year NFL career (all with Steelers)
- Has caught 254 passes for 2,764 yards and 20 TDs and rushed 12 times for 109 yards
- Recorded five or more catches in 12 straight games, which is the second-longest active streak in the NFL and third-longest streak in franchise history
- Led the NFL in punt-return average (12.4) in 2019, making him the fifth Steeler in franchise history to lead the League and first since the 1970 AFL-NFL merger
- Ranked among the rookie leaders in 2019 in receptions (59, 1st), receiving yards (680, 6th) and TD grabs (5, t-7th)
- Third Steelers rookie in franchise history with 50 or more receptions in a season (Troy Edwards, 61, 1999; JuJu Smith-Schuster, 58, 2017)
- First rookie in franchise history with a punt return for a TD since Antonio Holmes (vs. Carolina on 12/17/06)
- Fourth player in franchise history with a punt return for a TD and TD reception in the same game (Antonio Brown-3; Louis Lipps-2; Roy Jefferson), and first to do so since Antonio Brown (vs. Indianapolis 12/6/15)
- Second rookie in franchise history with a punt return for a TD and TD reception in the same game and first to do so since Louis Lipps (at New Orleans 11/19/84)
- Made NFL debut in Week 1 of 2019 (at New England)
- Made NFL starting debut in Week 3 of 2019 (at San Francisco)

#### 2021 (STEELERS)

- Registered his first career 1,000 yard receiving season
- Led the Steelers in targets (169), receptions (107), receiving yards (1,161), yards after the catch (527), TD receptions (eight) and first downs by reception (59)
- Ranked among the top-10 wideouts in the NFL in targets (t-second), receptions (t-fifth), receiving yards (10th) and yards after catch (eighth)
- Inactive with a knee injury in Week 3 vs Cincinnati
- Recorded three 100-yard receiving games vs Las Vegas, at L.A. Chargers, and vs Baltimore
- Recorded the second multi-TD game of his career and his first of the season in Week 13 (vs Baltimore)

#### 2020 (STEELERS)

- Saw action in 15 regular-season games with 13 starts
- Finished season with 88 receptions for 923 yards and seven TD catches and three rushes for 15 yards
- Caught six passes for 116 yards and one TD and registered first career 100-yard receiving game vs. Cincinnati in Week 10
- Registered a career-high 12 receptions for 111 yards (second most in his career) at Jacksonville in Week 11
- His 12 receptions were the most by a Steelers player since Jaylen Samuels had 13 vs. Indianapolis on Nov. 3, 2019
- First Steelers wideout with back-to-back 100-yard receiving games since JuJu Smith-Schuster in Weeks 11 and 12 of 2018
- Caught six or more passes in five straight games (Week 9-13) for the Steelers
- Fifth Steelers player in the Super Bowl era to record such a streak, joining WR Hines Ward, WR Antonio Holmes, WR Antonio Brown and RB Le'Veon Bell

#### 2019 (STEELERS)

- Saw action in all 16 regular-season games with 12 starts
- Finished his rookie campaign with 59 receptions for 680 yards and five TD catches, four rushes for 41 yards and returned 20 punts on special teams for 248 yards, including an 85-yard TD return
- His 59 catches ranked second in franchise history among rookies and led all rookies in 2019
- Averaged 148.0 all-purpose yards per game, most in the MAC and seventh in the nation
- His 85-yard punt return for a TD was Pittsburgh's first since Dec. 6, 2015 (Antonio Brown vs IND), and the longest punt return for a TD in franchise history
- Led the NFL in punt-return average (12.4) in 2019

### TRANSACTIONS

- Signed a four-year contract with Pittsburgh on May 8, 2019
- Drafted by the Steelers in the third round (66th overall) of the 2019 NFL Draft

### COLLEGE

- Totaled 137 receptions for 2,276 yards and 24 TDs in 38 games played at Toledo
- Ranks fifth in school history in TD receptions
- Returned 79 kickoffs (1,849 yards) for a 23.4 return average and two TDs and 17 punt returns (243 yards) with two return scores
- Garnered MAC Special Teams Player of the Year honors in his last year at Toledo
- First-Team All-MAC selection as a wide receiver and punt returner and Second-Team as a kickoff returner
- Led offense in receptions (43) and receiving yards (663) with seven TD catches, along with a punt return and kickoff return for a TD
- In his junior year, tabbed First-Team All-MAC as a wide receiver and punt returner and second-team as a kickoff returner
- Hauled in 74 catches for a school-record 1,278 yards and 13 TDs, adding 683 kickoff return yards
- Averaged 148.0 all-purpose yards per game, most in the MAC and seventh in the nation
- Redshirted due to injury in his sophomore season
- Saw action as a freshman in 11 games, making 14 receptions for 237 yards and three TDs
- Graduated with a degree in interdisciplinary studies

## PERSONAL

- ✦ Played wide receiver and quarterback at Lennard High School (Ruskin, Fla.)
- ✦ Caught 35 passes for 1,017 yards and nine TDs as a senior at wide receiver, scoring TDs by kickoff returns (three), punt returns (two) and interception-return (one)
- ✦ Threw for 988 yards and seven TDs in his junior campaign
- ✦ Threw for 430 yards and three TDs as a sophomore
- ✦ Son of Leo Johnson and Felicia Boyer
- ✦ Full name: Dontae Lamaricus Johnson

## DONTAE JOHNSON'S NFL REGULAR SEASON RUSHING/RECEIVING STATISTICS

DATE	TEAM	GP	GS	RECEIVING					RUSHING				
				NO.	YDS.	AVG.	LG	TD	NO.	YDS.	AVG.	LG	TD
2019	Steelers	16	12	59	680	11.5	45t	5	4	41	10.3	17	0
2020	Steelers	15	13	88	923	10.5	47	7	3	15	5.0	9	0
2021	Steelers	16	14	107	1,161	10.9	50t	8	5	53	10.6	25	0
NFL TOTALS		47	39	254	2,764	10.9	50T	20	12	109	9.1	25	0

## DONTAE JOHNSON'S NFL POSTSEASON RUSHING/RECEIVING STATISTICS

DATE	TEAM	GP	GS	RECEIVING					RUSHING				
				NO.	YDS.	AVG.	LG	TD	NO.	YDS.	AVG.	LG	TD
2020	Steelers	1	1	11	117	10.6	19	0	0	0	0.0	0	0
2021	Steelers	1	1	5	34	6.8	13t	1	0	0	0.0	0	0
NFL TOTALS		2	2	16	151	9.4	19	1	0	0	0.0	0	0

## DONTAE JOHNSON'S NFL REGULAR SEASON RETURN STATISTICS

DATE	TEAM	RET.	YDS.	AVG.	LG	TD	PUNT RETURNS					
							NO.	FC	YDS.	AVG.	LG	TD
2019	Steelers	0	0	0.0	0	0	20	7	248	12.4	85t	1
2020	Steelers	1	24	24.0	24	0	8	2	58	7.3	18	0
2021	Steelers	0	0	0.0	0	0	0	0	0	0.0	0	0
NFL TOTALS		1	24	24.0	24	0	28	9	306	10.9	85T	1

## DONTAE JOHNSON'S NFL POSTSEASON RETURN STATISTICS

DATE	TEAM	RET.	YDS.	AVG.	LG	TD	PUNT RETURNS					
							NO.	FC	YDS.	AVG.	LG	TD
2020	Steelers	0	0	0.0	0	0	0	0	0	0.0	0	0
2021	Steelers	0	0	0.0	0	0	0	0	0	0.0	0	0
NFL TOTALS		0	0	0.0	0	0	0	0	0	0.0	0	0

## SINGLE-GAME HIGHS: RUSHING/RECEIVING

Rush Attempts	2 vs. Chicago Bears, Nov 08, 2021 1 vs. Tennessee Titans, Dec 19, 2021 ...9 more at 1.	Longest Kickoff Return	24 vs. Denver Broncos, Sep 20, 2020
Rushing Yards	25 vs. Seattle Seahawks, Oct 17, 2021 17 vs. Cleveland Browns, Dec 01, 2019	Fair Catches	3 vs. Buffalo Bills, Dec 15, 2019 2 at Cincinnati Bengals, Nov 24, 2019
Longest Runs	25 vs. Seattle Seahawks, Oct 17, 2021 17 vs. Cleveland Browns, Dec 01, 2019	Punt Return Yards	86 at Arizona Cardinals, Dec 08, 2019 40 at New York Jets, Dec 22, 2019
Receptions	12 at Jacksonville Jaguars, Nov 22, 2020 9 at Cincinnati Bengals, Nov 28, 2021 ...4 more at 9.	Longest Punt Return	85t at Arizona Cardinals, Dec 08, 2019 18 vs. Denver Broncos, Sep 20, 2020
Receiving Yards	116 vs. Cincinnati Bengals, Nov 15, 2020 111 at Jacksonville Jaguars, Nov 22, 2020	Punt Returns	4 at Cincinnati Bengals, Nov 24, 2019 3 at New York Giants, Sep 14, 2020 ...2 more at 3.
Receiving Average	32.0 at Cleveland Browns, Jan 03, 2021 19.3 vs. Cincinnati Bengals, Nov 15, 2020	Punt Return TDs	1 at Arizona Cardinals, Dec 08, 2019
Longest Receptions	50 at Cleveland Browns, Oct 31, 2021 50t vs. Denver Broncos, Oct 10, 2021	Punt Return Average	13.3 at New York Jets, Dec 22, 2019 7.3 vs. Los Angeles Rams, Nov 10, 2019
Receiving TDs	2 vs. Baltimore Ravens, Dec 05, 2021 2 at Tennessee Titans, Oct 25, 2020	Most TDs	2 vs. Baltimore Ravens, Dec 05, 2021 2 at Tennessee Titans, Oct 25, 2020 ...1 more at 2.
All-Purpose Yards	162 at Arizona Cardinals, Dec 08, 2019 141 vs. Denver Broncos, Sep 20, 2020	Miscellaneous Tackles	1 at Green Bay Packers, Oct 03, 2021 1 at Cincinnati Bengals, Dec 21, 2020 ...2 more at 1.
Kickoff Returns	1 vs. Denver Broncos, Sep 20, 2020	Longest Own Fumble Return	4 vs. Indianapolis Colts, Dec 27, 2020
Kickoff Return Yards	24 vs. Denver Broncos, Sep 20, 2020		

## SINGLE-GAME HIGHS - POSTSEASON: RECEIVING

Receptions	11 vs. Cleveland Browns, Jan 10, 2021 5 at Kansas City Chiefs, Jan 16, 2022	Receiving TDs	1 at Kansas City Chiefs, Jan 16, 2022
Receiving Yards	117 vs. Cleveland Browns, Jan 10, 2021 34 at Kansas City Chiefs, Jan 16, 2022	All-Purpose Yards	11.7 vs. Cleveland Browns, Jan 10, 2021 34 at Kansas City Chiefs, Jan 16, 2022
Receiving Average	10.6 vs. Cleveland Browns, Jan 10, 2021 6.8 at Kansas City Chiefs, Jan 16, 2022	Most TDs	1 at Kansas City Chiefs, Jan 16, 2022
Longest Receptions	19 vs. Cleveland Browns, Jan 10, 2021 15 vs. Cleveland Browns, Jan 10, 2021 15 vs. Cleveland Browns, Jan 10, 2021 15 vs. Cleveland Browns, Jan 10, 2021 13t at Kansas City Chiefs, Jan 16, 2022		

## 100-YARD RECEIVING GAMES (5): REGULAR SEASON

DATE	TEAM	NO.	YDS.	AVG.	LG	TD
11/15/20	BENGALS	6	116	19.3	46	1
11/22/20	at Jaguars	12	111	9.3	23	0
09/19/21	RAIDERS	9	105	11.7	41	0
11/21/21	at Chargers	7	101	14.4	32	1
12/05/21	RAVENS	8	105	13.1	29t	2

## 100-YARD RECEIVING GAMES (1): POSTSEASON

DATE	TEAM	NO.	YDS.	AVG.	LG	TD
01/10/21	BROWNS	11	117	10.6	19	0

## 2021 GAME-BY-GAME REGULAR-SEASON STATISTICS (STEELERS)

DATE	OPPONENT	P/S	RECEIVING					RUSHING					W/L/T	SCORE
			NO.	YDS.	AVG.	LG	TD	NO.	YDS.	AVG.	LG	TD		
09/12	at Bills	S	5	36	7.2	14	1	0	0	0.0	0	0	W	23-16
09/19	Raiders	S	9	105	11.7	41	0	0	0	0.0	0	0	L	17-26
09/26	Bengals							ON INACTIVE LIST					L	10-24
10/03	at Packers	S	9	92	10.2	45t	1	0	0	0.0	0	0	L	17-27
10/10	Broncos	S	2	72	36.0	50t	1	0	0	0.0	0	0	W	27-19
10/17	Seahawks	S	9	71	7.9	23	0	1	25	25.0	25	0	W	23-20+
10/31	at Browns	S	6	98	16.3	50	0	0	0	0.0	0	0	W	15-10
11/08	Bears	P	5	56	11.2	22	0	2	11	5.5	11	0	W	29-27
11/14	Lions	S	7	83	11.9	36	0	0	0	0.0	0	0	T	16-16
11/21	at Chargers	S	7	101	14.4	32	1	0	0	0.0	0	0	L	37-41
11/28	at Bengals	S	9	95	10.6	16	0	0	0	0.0	0	0	L	10-41
12/05	Ravens	S	8	105	13.1	29t	2	0	0	0.0	0	0	W	20-19
12/09	at Vikings	S	5	76	15.2	37	0	1	7	7.0	7	0	L	28-36
12/19	Titans	S	5	38	7.6	16	0	1	10	10.0	10	0	W	19-13
12/26	at Chiefs	S	6	51	8.5	18	1	0	0	0.0	0	0	L	10-36
01/03	Browns	S	8	31	3.9	10	1	0	0	0.0	0	0	W	26-14
01/09	at Ravens	P	7	51	7.3	16	0	0	0	0.0	0	0	W	16-13+
2021 TOTALS	16-14		107	1,161	10.9	50T	8	5	53	10.6	25	0	9-7-1	

+ - Overtime

## 2021 GAME-BY-GAME POSTSEASON STATISTICS (STEELERS)

DATE	OPPONENT	P/S	RECEIVING					RUSHING					W/L	SCORE
			NO.	YDS.	AVG.	LG	TD	NO.	YDS.	AVG.	LG	TD		
01/16	at Chiefs	S	5	34	6.8	13t	1	0	0	0.0	0	0	L	21-42
2021 TOTALS	1-1		5	34	6.8	13T	1	0	0	0.0	0	0	0-1	

## 2020 GAME-BY-GAME POSTSEASON STATISTICS (STEELERS)

DATE	OPPONENT	P/S	RECEIVING					RUSHING					W/L	SCORE
			NO.	YDS.	AVG.	LG	TD	NO.	YDS.	AVG.	LG	TD		
01/10	Browns	S	11	117	10.6	19	0	0	0	0.0	0	0	L	37-48
2020 TOTALS	1-1		11	117	10.6	19	0	0	0	0.0	0	0	0-1	



38

KARL JOSEPH

SAFETY

HEIGHT: 5-10

WEIGHT: 200

COLLEGE: West Virginia

BORN: September 8, 1993

BIRTHPLACE: Orlando, FL

HOW ACQUIRED: FA (2)

NFL EXPERIENCE: 7th year

## PRO CAREER

- † Played in 65 games (49 starts) over his six-year NFL career (Pittsburgh 2021, Cleveland 2020, Oakland 2016-19)
- † Registered 296 tackles (214 solo), 3.0 sacks, 11 tackles for loss, five interceptions, 20 passes defended, one forced fumble and five fumble recoveries
- † Made NFL debut in Week 1 of 2016 (at New Orleans)
- † Made NFL starting debut in Week 3 of 2016 (at Tennessee)
- † Finished fifth amongst all NFL safeties in 2018 with two sacks, adding 44 tackles, one interception and two passes defended.
- † Started a career-high 15 games at safety in 2017 and posted a personal-best 78 tackles.
- † Only safety in the NFL in 2017 to record at least 75 tackles, one interception, one sack, one forced fumble and one fumble recovery.
- † As a rookie, was named to the Pro Football Writers of America's All-Rookie Team after finishing with 76 tackles, one interception, six passes defended and one forced fumble.
- † Became the first Raiders rookie to record two takeaways in a contest since 1999 (10/9/16 vs. SD)

## 2021 (STEELERS)

- † Saw action in two games during the regular season
- † Spent time on Pittsburgh's practice squad

## 2020 (BROWNS)

- † Played in 14 games (eight starts)
- † Recorded 60 tackles (44 solo), one interception, four passes defended and two fumble recoveries
- † Added three stops on special teams
- † Started at Baltimore on Sept. 13 and registered five tackles
- † Registered six tackles, one interception and one pass defended vs. Washington on Sept. 27; returned the interception for a career-long 49 yards
- † Recovered a fumble and made two tackles vs. Philadelphia on Nov. 22
- † Recovered a fumble and recorded three tackles at Tennessee on Dec. 6
- † Registered a season-high 10 tackles and recorded two passes defended at N.Y. Giants on Dec. 20

## 2019 (RAIDERS)

- † Played in and started nine contests at safety, missing the final seven games due to a foot injury
- † Registered 48 tackles (37 solo), one interception, three passes defended and one fumble recovery
- † Started in the season opener and finished with a team-leading seven tackles (four solo) vs. Denver on Sept. 9
- † Finished with a team-high eight tackles (seven solo) at Minnesota on Sept. 22
- † Tallied four tackles, one fumble recovery and one pass defended at Indianapolis on Sept. 29
- † Registered seven tackles (six solo) at Houston on Oct. 27
- † Totaled six tackles (five solo) and one pass defended, batted down QB Matthew Stafford's final pass attempt of the game in the end zone to seal the victory, vs. Detroit on Nov. 3
- † Recorded six tackles (four solo), one interception and one pass defended vs. L.A. Chargers on Nov. 7
- † His interception of QB Phillip Rivers' pass attempt with :23 seconds remaining in the fourth quarter sealed the win for the Raiders, marking consecutive weeks he recorded the game-winning play on defense

## 2018 (RAIDERS)

- † Played in 13 games (eight starts) and missed three games due to a hamstring injury
- † Registered 44 tackles (31 solo), 2.0 sacks, two passes defended and one interception
- † Recorded five stops (three solo), one interception and one pass defended at Arizona on Nov. 18
- † His interception of QB Josh Rosen was returned five yards and led to a game-tying TD late in the first half
- † Registered a season-high eight tackles (seven solo) at Baltimore on Nov. 25
- † Recorded seven stops (team-leading) in the contest at Cincinnati on Dec. 16, collecting his first sack of the season when he took down QB Jeff Driskel for a loss of seven yards
- † Recorded a sack in consecutive weeks for the first time in his career vs. Denver on Dec. 24, ended the day with six tackles (five) and added one special teams tackle
- † Tallied three tackles on defense in the contest on Dec. 30 at Kansas City, contributed one tackle on special teams

## 2017 (RAIDERS)

- † Started a career-high 15 games in his second season, tallying a career-high 78 tackles (57 solo)
- † Added one sack, one interception, four passes defended, one forced fumble and one fumble recovery
- † Registered a team-best nine tackles (six solo) and one pass defended at Tennessee on Sept. 10
- † Recorded five tackles on Sept. 17 vs the New York Giants, including his first career sack, added a forced fumble and fumble recovery on the same play to set up a Raiders touchdown
- † Matched a season high with nine stops at Washington on Sept. 24
- † Contributed nine tackles, leading the secondary vs. Baltimore on Oct. 8
- † Recorded his first INT of the season, intercepting QB Alex Smith, Dec. 10 at Kansas City



## 2016 (RAIDERS)

- Started a career-high 15 games in his second season, tallying a career-high 78 tackles (57 solo)
- Played 12 games with nine starts during his rookie campaign, missing the final four games of the regular season due to a toe injury
- Ended the year with 60 tackles (44 solo), most by a Raiders rookie, while adding one INT, six passes defended and one fumble recovery en route to being named to the All-Rookie Team by the Pro Football Writers of America
- Made his NFL debut, saw action on special team, Sept. 11 at New Orleans
- Made his first career start at strong safety at Tennessee on Sept. 25
- Finished an impressive debut by leading the Raiders' defense in tackles with 13 (eight)
- Registered 13 tackles (eight) and added two passes defended on Oct. 2nd at Baltimore
- In his third start vs San Diego on Oct. 9, he the Raiders' defense force their third turnover of the opening half when he hauled in a QB Philip Rivers' pass, leading to a field-goal. The interception was the first of his career
- Recorded his second takeaway of game vs. San Diego on Oct. 9 after recovering a forced fumble by DT Stacy McGee, becoming the first Raiders rookie with two takeaways in game since 1999
- Tied for the team lead in tackles with eight (six), and added one pass defended, one fumble recovery and one INT to end his day vs. San Diego on Oct. 9
- Finished as the team's leading tackler as he racked up 11 stops (seven) vs. Kansas City on October 16
- Made his fifth start at safety for the defense...Recorded four tackles and tied a season high with two passes defended at Jacksonville on Oct. 23
- Finished with seven tackles (four), which tied for the team lead at Tampa Bay on Oct. 30
- Recorded a game-high 12 tackles (nine) in the victory, 12 stops marked the fourth game recording double digit tackles vs. Houston on Nov. 21

## TRANSACTIONS

- Signed a one-year contract with Pittsburgh on March 31, 2022
- Signed to the Steelers practice squad on Sept. 2, 2021
- Released by Las Vegas on Aug. 31, 2021
- Signed a one-year contract with the Raiders on April 10, 2021
- Signed a one-year contract with Cleveland on March 18, 2020
- Signed a four-year contract with Oakland on May 10, 2016
- Selected by the Raiders in the first round (14th overall) of the 2016 NFL Draft

## COLLEGE

- Played four seasons at West Virginia, starting all 42 games
- Totaled 284 tackles (209 solo), nine INTs, 12 passes defended, two sacks, eight forced fumbles and six fumble recoveries
- Named a team captain his junior and senior seasons
- Set school record with eight career forced fumbles
- Started four games as a senior before an injury ended his season
- Posted 20 tackles (15), five INTs, one pass defended, one sack and one forced fumble
- Despite playing in only four games, was named to CBSSports.com's All-American Second Team and earned an honorable mention from the conference coaches and SI.com
- Recorded five INTs in four games, leading the nation with 1.3 INTs per game at the time of his injury
- Started all 13 games as a junior, totaling 92 tackles (20), one INT, one pass defended and three forced fumbles
- Named to conference coaches and ESPN.com All-Big 12 First Teams
- Also named to Associated Press and Phil Steele All-Big 12 Second Teams
- His 92 tackles ranked second on the team
- Started all 12 games as a sophomore, totaling 68 tackles (56), one INT, four passes defended, two forced fumbles and four fumble recoveries
- Earned an All-Big 12 honorable mention from the conference coaches
- Led the team and conference with four fumble recoveries
- Finished with five-or-more tackles in seven games
- Started all 13 games as a freshman
- Totaled a career-high 104 tackles (76), two INTs, six passes defended, one sack, three forced fumbles, one fumble recovery
- Led the team in tackles and tied for the team lead in forced fumbles and INTs
- Named WVU Defensive Player of the Year and earned an All-Big 12 Honorable Mention from the Associated Press
- Also named to Phil Steele's Freshman All-American Team
- Majored in business administration

## PERSONAL

- Attended Edgewater High School in Orlando, Fla.
- Was a two-time Orlando Sentinel Defensive Player of the Year
- Finished his senior year with 126 tackles (97 solo), three sacks, four forced fumbles, three fumble recoveries, four blocked punts and two blocked FGs...
- Born in Haiti
- Totaled 284 tackles (209 solo), nine INTs, 12 passes defended, two sacks, eight forced fumbles and six fumble recoveries

## KARL JOSEPH'S NFL REGULAR SEASON DEFENSIVE STATISTICS

DATE	TEAM	GP	GS	TACKLES							INTERCEPTIONS					O. FUMB					ST				MISC			
				TK	S	A	TFL	YDS	SK	YDS	QBH	NO	YDS	LG	TD	PD	FF	FR	TD	YDS	TK	S	A	FF	FR	S	A	
2016	Raiders	12	9	60	44	16	1	1	0.0	0.0	0	1	21	21	0	6	0	1	0	0	0	0	0	0	0	0	0	0
2017	Raiders	15	15	78	57	21	2	4	1.0	7.0	1	1	-1	0	4	1	1	0	0	1	1	0	0	0	0	0	0	0
2018	Raiders	13	8	44	31	13	2	9	2.0	9.0	2	1	5	5	0	2	0	0	0	4	3	1	0	0	0	0	0	0
2019	Raiders	9	9	48	37	11	4	6	0.0	0.0	2	1	0	0	3	0	1	0	0	1	1	0	0	0	0	0	0	0
2020	Browns	14	8	64	44	20	2	1	0.0	0.0	0	1	49	49	0	4	0	2	0	3	2	1	0	0	0	0	0	0
2021	Steelers	2	0	2	1	1	0	0	0.0	0.0	0	0	0	0	0	1	0	0	0	0	0	0	0	0	0	0	0	0
NFL TOTALS		65	49	296	214	82	11	21	3.0	16.0	5	5	74	49	0	20	1	5	0	0	9	7	2	0	0	0	0	0

## KARL JOSEPH'S NFL POSTSEASON DEFENSIVE STATISTICS

DATE	TEAM	GP	GS	TACKLES							INTERCEPTIONS					O. FUMB					ST				MISC			
				TK	S	A	TFL	YDS	SK	YDS	QBH	NO	YDS	LG	TD	PD	FF	FR	TD	YDS	TK	S	A	FF	FR	S	A	
2016	Raiders	1	1	4	4	0	0	0	0.0	0.0	0	0	0	0	0	0	0	0	0	0	0	0	0	0	0	0	0	0
2020	Browns	2	2	5	5	0	0	0	0.0	0.0	1	1	0	0	0	1	0	1	1	0	0	0	0	0	0	0	0	0
2021	Steelers	0	0	0	0	0	0	0	0.0	0.0	0	0	0	0	0	0	0	0	0	0	0	0	0	0	0	0	0	0
NFL TOTALS		3	3	9	9	0	0	0	0.0	0.0	1	1	0	0	0	1	0	1	1	0	0	0	0	0	0	0	0	0

## SINGLE-GAME HIGHS: DEFENSIVE

Total Tackles	10 at New York Giants, Dec 20, 2020 10 vs. Houston Texans, Nov 21, 2016 ...1 more at 10.	Fumble Recoveries	1 at Tennessee Titans, Dec 06, 2020 1 vs. Philadelphia Eagles, Nov 22, 2020 ...3 more at 1.
Solo Tackles	9 vs. Houston Texans, Nov 21, 2016 8 at New York Giants, Dec 20, 2020 ...1 more at 8.	Tackles For Loss	1 at New York Giants, Dec 20, 2020 1 vs. Cincinnati Bengals, Sep 17, 2020 ...9 more at 1.
Sacks	1.0 vs. Denver Broncos, Dec 24, 2018 1.0 at Cincinnati Bengals, Dec 16, 2018 ...1 more at 1.0.	Interceptions	1 vs. Washington Football Team, Sep 27, 2020 1 vs. Los Angeles Chargers, Nov 07, 2019 ...3 more at 1.
Passes Defensed	2 at New York Giants, Dec 20, 2020 2 at Tampa Bay Buccaneers, Oct 30, 2016	Interception Return Yards	49 vs. Washington Football Team, Sep 27, 2020 21 vs. San Diego Chargers, Oct 09, 2016
Forced Fumbles	1 vs. New York Jets, Sep 17, 2017	Special Teams Tackles	1 vs. Pittsburgh Steelers, Jan 03, 2021 1 vs. Philadelphia Eagles, Nov 22, 2020 ...7 more at 1.

## SINGLE-GAME HIGHS - POSTSEASON: DEFENSIVE

Total Tackles	4 at Kansas City Chiefs, Jan 17, 2021 4 at Houston Texans, Jan 07, 2017 1 at Pittsburgh Steelers, Jan 10, 2021	Fumble Recoveries	1 at Pittsburgh Steelers, Jan 10, 2021
Solo Tackles	4 at Kansas City Chiefs, Jan 17, 2021 4 at Houston Texans, Jan 07, 2017 1 at Pittsburgh Steelers, Jan 10, 2021	Interceptions	1 at Kansas City Chiefs, Jan 17, 2021
Passes Defensed	1 at Kansas City Chiefs, Jan 17, 2021		

## 2021 GAME-BY-GAME REGULAR-SEASON STATISTICS (STEELERS)

DATE	OPPONENT	P/S	TACKLES							INTERCEPTIONS				O. FUMB			ST			MISC		W/L	SCORE			
			TK	S	A	SK	YDS	TFL	YDS	QBH	NO	YDS	LG	TD	PD	FF	FR	TD	YDS	TK	S			A	FF	FR
09/12	at Bills																								W	23-16
09/19	Raiders																								L	17-26
09/26	Bengals																								L	10-24
10/03	at Packers																								L	17-27
10/10	Broncos																								W	27-19
10/17	Seahawks																								W	23-20
10/31	at Browns																								W	15-10
11/08	Bears																								W	29-27
11/14	Lions																								T	16-16
11/21	at Chargers																								L	37-41
11/28	at Bengals																								L	10-41
12/05	Ravens																								W	20-19
12/09	at Vikings																								L	28-36
12/19	Titans																								W	19-13
12/26	at Chiefs																								L	10-36
01/03	Browns																								W	26-14
01/09	at Ravens																								W	16-13+
2021 TOTALS			0	0	0	0	0	0	0	0	0	0	0	0	0	0	0	0	0	0	0	0	0	0	0	9-7-1

+ = Overtime

## 2021 GAME-BY-GAME POSTSEASON STATISTICS (STEELERS)

DATE	OPPONENT	P/S	TACKLES							INTERCEPTIONS				O. FUMB			ST			MISC		W/L	SCORE				
			TK	S	A	SK	YDS	TFL	YDS	QBH	NO	YDS	LG	TD	PD	FF	FR	TD	YDS	TK	S			A	FF	FR	S
01/16	at Chiefs																									L	21-42
2021 TOTALS			0	0	0	0	0	0	0	0	0	0	0	0	0	0	0	0	0	0	0	0	0	0	0	0	0-1

## 2020 GAME-BY-GAME POSTSEASON STATISTICS (BROWNS)

DATE	OPPONENT	P/S	TACKLES							INTERCEPTIONS				O. FUMB			ST			MISC		W/L	SCORE					
			TK	S	A	SK	YDS	TFL	YDS	QBH	NO	YDS	LG	TD	PD	FF	FR	TD	YDS	TK	S			A	FF	FR	S	A
01/10	at Steelers	S	1	1	0	0	0.0	0.0	0	0	1	0	0	0	0	0	1	0	0	0	0	0	0	0	0	0	W	48-37
01/17	at Chiefs	S	4	4	0	0	0.0	0.0	0	0	0	1	0	0	0	1	0	0	0	0	0	0	0	0	0	0	L	17-22
2020 TOTALS		2-2	5	5	0	0	0.0	0.0	0	0	1	1	0	0	0	1	0	1	1	0	0	0	0	0	0	0	1-1	

## 2016 GAME-BY-GAME POSTSEASON STATISTICS (RAIDERS)

DATE	OPPONENT	P/S	TACKLES							INTERCEPTIONS				O. FUMB			ST			MISC		W/L	SCORE					
			TK	S	A	SK	YDS	TFL	YDS	QBH	NO	YDS	LG	TD	PD	FF	FR	TD	YDS	TK	S			A	FF	FR	S	A
01/07	at Texans	S	4	4	0	0	0.0	0.0	0	0	0	0	0	0	0	0	0	0	0	0	0	0	0	0	0	0	L	14-27
2016 TOTALS		1-1	4	4	0	0	0.0	0.0	0	0	0	0	0	0	0	0	0	0	0	0	0	0	0	0	0	0	0-1	



MLB-MPI (top left) and  
**24 DAMONTAE KAZEE**  
**SAFETY**

<b>HEIGHT:</b> 5-11	<b>BIRTHPLACE:</b> San Bernardino, CA
<b>WEIGHT:</b> 174	<b>HOW ACQUIRED:</b> FA 22
<b>COLLEGE:</b> San Diego State	<b>NFL EXPERIENCE:</b> 6th year
<b>BORN:</b> June 5, 1993	

### PRO CAREER

- ◆ Has played in 69 games (49 starts) in his five-year NFL career (Atlanta 2017-20; Dallas 2021)
- ◆ Has registered 238 tackles (161 solo), three tackles for loss, 17 passes defended, 12 interceptions and seven forced fumbles
- ◆ As a rookie in 2017, played in all 16 games before earning the starting role in his second season (2018), where he started the final 15 games
- ◆ Finished with career-highs in tackles (80), interceptions (seven) and passes defended (10) in '18
- ◆ His seven interceptions in 2018 were tied for the most in the NFL
- ◆ Made NFL debut in Week 1 of 2017 (at Chicago)
- ◆ Made NFL starting debut in Week 4 of 2017 (vs. Buffalo)

#### 2020 (FALCONS)

- ◆ Started the first four games of the season, recording 20 tackles and a forced fumble before an Achilles injury forced him on Reserve/Injured for the remainder of the season
- ◆ Registered a season-best eight tackles at Dallas (9/20) and forced a fumble against Chicago (9/27)
- ◆ Recorded seven tackles in two quarters at Green Bay (10/5) before suffering the Achilles injury

#### 2019 (FALCONS)

- ◆ Played in all 16 regular-season games for the third straight season (14 starts)
- ◆ Registered 69 tackles, two tackles for loss, three interceptions and three breakups with five tackles and a forced fumble on special teams
- ◆ Recorded an interception at Carolina (11/17), then tied his career-best with nine tackles against Tampa Bay (11/24)
- ◆ Notched his first career multi-interception game, picking off two while also forcing a fumble on special teams against Carolina (12/8).

#### 2018 (FALCONS)

- ◆ Played in all 16 regular-season games (15 starts) and registered career-highs in tackles (80), interceptions (seven - tied for the NFL lead) and pass breakups (10) along with a forced fumble on defense while adding two tackles on special teams
- ◆ Tied his career-high with nine tackles in a game against New Orleans (9/23) before starting a string of three consecutive games with an interception
- ◆ - the first of his career coming against Cincinnati (9/30), followed by one each at Pittsburgh (10/7) and against Tampa Bay (10/14)
- ◆ Had a pick in back-to-back games at Washington (11/4) and at Cleveland (11/11) then had one more at New Orleans (11/22)
- ◆ Ended the season at Tampa Bay (12/30) with five tackles and his seventh interception

#### 2017 (FALCONS)

- ◆ Played in all 16 regular-season games (one start), and tallied 18 tackles and a forced fumble while tallying five stops and a forced fumble on special teams
- ◆ Added three special teams stops and a forced fumble in three postseason games played
- ◆ Made his NFL debut in the opener at Chicago (9/10) and had a tackle, a stop and forced fumble on special teams
- ◆ Made his first career start in the game against Buffalo (10/1) and led the team with a career-best nine tackles along with a forced fumble
- ◆ Notched a five-tackle game against Tampa Bay (11/26)
- ◆ Appeared in his first postseason contest, finishing the Wild Card Game at the LA Rams (1/6/18) with three tackles and a forced fumble on special teams

### TRANSACTIONS

- ◆ Signed a one-year contract with Pittsburgh on May 1, 2022
- ◆ Signed a one-year contract with Dallas on Mar. 26, 2021
- ◆ Signed a four-year contract with Atlanta on May 9, 2017
- ◆ Drafted by the Falcons in the fifth round (149th overall) of the 2017 NFL Draft

### COLLEGE

- ◆ Played in 53 games (41 starts)
- ◆ Started the final 41 games he played at cornerback for San Diego State and left as the school's all-time interceptions leader (17), while ranking sixth with 30 breakups, tied for sixth with six forced fumbles and seventh with 214 interception yards
- ◆ Became the first player in program history with six-or-more picks in consecutive seasons and was a two-time Mountain West Defensive Player of the Year as a junior and senior (2015-16)
- ◆ Became the first cornerback in Mountain West Conference history to win the defensive player of the year award twice and the fifth player overall, joining Tank Carder (2010-11 at TCU), Jerry Hughes (2008-09 at TCU), Eric Weddle (2005-06 at Utah) and Kirk Morrison (2003-04 at San Diego State)
- ◆ Ended his senior campaign with 65 tackles, three for loss, seven interceptions (one returned for a touchdown), eight breakups and a hurry
- ◆ Picked off a team-high eight passes to go along with 75 tackles, 5.5 for loss, seven breakups and two forced fumbles in 14 starts in 2015
- ◆ As a sophomore, earned All-Conference second-team honors, starting all 13 games and posting 58 tackles while leading the team with 13 breakups to go with an interception, a fumble recovery, four stops for losses and two hurries
- ◆ Notched 41 tackles, four forced fumbles, two breakups, an interception, a sack and a blocked kick as a redshirt freshman
- ◆ Redshirted as a true freshman in 2012

## PERSONAL

- Three-time all-CIF athlete who played both sides of the ball at Cajon High in San Bernardino, Calif.
- Helped the Cowboys to a 9-2 overall record in 2011, including a 6-1 mark in league play
- Recorded 27 tackles, two interceptions and a forced fumble on defense during his senior year
- Scouts, Inc. rated him as a three-star recruit and gave him a grade of 75
- In high school, he lettered in football, basketball and track
- Full name is Damontae T. Kazez
- Born June 5, 1993, in San Bernardino, Calif.
- Son of La-trease and Walter Kazez
- Has three brothers and two sisters
- Brother, Walter, was a four-year running back for the Aztecs from 2009-12
- Graduated with a degree in criminal justice

## DAMONTAE KAZEZ'S NFL REGULAR SEASON DEFENSIVE STATISTICS

DATE	TEAM	GP	GS	TACKLES							INTERCEPTIONS				O. FUMB			ST			MISC					
				TK	S	A	TFL	YDS	SK	YDS	QBH	NO	YDS	LG	TD	PD	FF	FR	TD	YDS	TK	S	A	FF	FR	S
2017	Falcons	16	1	18	10	8	0	0	0.0	0.0	0	0	0	0	0	1	0	0	0	5	4	1	1	0	0	0
2018	Falcons	16	15	80	58	22	1	1	0.0	0.0	0	7	54	33	0	10	1	0	0	2	2	0	0	0	0	0
2019	Falcons	16	14	69	42	27	2	1	0.0	0.0	0	3	53	22	0	3	0	0	0	5	4	1	1	0	0	0
2020	Falcons	4	4	20	17	3	0	0	0.0	0.0	0	0	0	0	0	0	0	0	0	0	0	0	0	0	0	0
2021	Cowboys	17	15	51	34	17	0	0	0.0	0.0	0	2	8	8	0	4	2	0	0	1	1	0	0	0	0	0
NFL TOTALS		69	49	238	161	77	3	2	0.0	0.0	0	12	115	33	0	17	5	0	0	13	11	2	2	0	0	0

## DAMONTAE KAZEZ'S NFL POSTSEASON DEFENSIVE STATISTICS

DATE	TEAM	GP	GS	TACKLES							INTERCEPTIONS				O. FUMB			ST			MISC					
				TK	S	A	TFL	YDS	SK	YDS	QBH	NO	YDS	LG	TD	PD	FF	FR	TD	YDS	TK	S	A	FF	FR	S
2017	Falcons	2	0	0	0	0	0	0	0.0	0.0	0	0	0	0	0	0	0	0	0	3	3	0	1	0	0	0
2021	Cowboys	1	1	8	3	5	0	0	0.0	0.0	0	0	0	0	0	0	0	0	0	0	0	0	0	0	0	0
NFL TOTALS		3	1	8	3	5	0	0	0.0	0.0	0	0	0	0	0	0	0	0	0	3	3	0	1	0	0	0

## SINGLE-GAME HIGHS: DEFENSIVE

Total Tackles	9 vs. Tampa Bay Buccaneers, Nov 24, 2019 9 vs. New Orleans Saints, Sep 23, 2018 ...1 more at 9.	Interceptions	2 vs. Carolina Panthers, Dec 08, 2019 1 at New Orleans Saints, Dec 02, 2021 ...9 more at 1.
Solo Tackles	7 at Dallas Cowboys, Sep 20, 2020 7 vs. Cincinnati Bengals, Sep 30, 2018 ...1 more at 7.	Interception Return Yards	43 vs. Carolina Panthers, Dec 08, 2019 33 at Cleveland Browns, Nov 11, 2018 2 at Philadelphia Eagles, Jan 08, 2022
Passes Defensed	2 vs. Carolina Panthers, Dec 08, 2019 1 at New Orleans Saints, Dec 02, 2021 ...14 more at 1.	Special Teams Tackles	2 vs. Philadelphia Eagles, Sep 15, 2019 ...1 more at 2.
Forced Fumbles	1 vs. Washington Football Team, Dec 26, 2021 1 at Tampa Bay Buccaneers, Sep 09, 2021 ...3 more at 1.	Special Teams Forced Fumbles	1 vs. Carolina Panthers, Dec 08, 2019 1 at Chicago Bears, Sep 10, 2017
Tackles For Loss	2 vs. Los Angeles Rams, Oct 20, 2019 1 vs. New York Giants, Oct 22, 2018		

## SINGLE-GAME HIGHS - POSTSEASON: DEFENSIVE

Total Tackles	9 vs. San Francisco 49ers, Jan 16, 2022	Special Teams Tackles	3 at Los Angeles Rams, Jan 06, 2018
Solo Tackles	5 vs. San Francisco 49ers, Jan 16, 2022	Special Teams Forced Fumbles	1 at Los Angeles Rams, Jan 06, 2018

## 2021 GAME-BY-GAME REGULAR-SEASON STATISTICS (COWBOYS)

DATE	OPPONENT	P/S	TACKLES							INTERCEPTIONS				O. FUMB			ST			MISC			W/L	SCORE			
			TK	S	A	SK	YDS	TFL	YDS	QBH	NO	YDS	LG	TD	PD	FF	FR	TD	YDS	TK	S	A			FF	FR	S
09/09	at Buccaneers	S	2	2	0	0.0	0.0	0	0	0	0	0	0	1	1	0	0	0	0	0	0	0	0	0	L	29-31	
09/19	at Chargers	S	2	1	1	0.0	0.0	0	0	0	0	0	0	0	0	0	0	0	0	0	0	0	0	0	W	20-17	
09/27	Eagles	S	3	1	2	0.0	0.0	0	0	0	0	0	0	1	0	0	0	0	0	0	0	0	0	0	W	41-21	
10/03	Panthers	S	4	3	1	0.0	0.0	0	0	0	0	0	0	0	0	0	0	0	0	0	0	0	0	0	W	36-28	
10/10	Giants	S	3	3	0	0.0	0.0	0	0	0	0	0	0	0	0	0	0	0	0	0	0	0	0	0	W	44-20	
10/17	at Patriots	S	3	3	0	0.0	0.0	0	0	0	0	0	0	0	0	0	0	0	0	0	0	0	0	0	W	35-29+	
10/31	at Vikings	S	2	2	0	0.0	0.0	0	0	0	0	0	0	0	0	0	0	0	0	0	0	0	0	0	W	20-16	
11/07	Broncos	S	1	0	1	0.0	0.0	0	0	0	0	0	0	0	0	0	0	0	0	0	0	0	0	0	L	16-30	
11/14	Falcons	P	2	2	0	0.0	0.0	0	0	0	0	0	0	0	0	0	0	0	0	0	0	0	0	0	W	43-3	
11/21	at Chiefs	P	1	1	0	0.0	0.0	0	0	0	0	0	0	0	0	0	0	0	0	0	0	0	0	0	L	9-19	
11/25	Raiders	S	4	3	1	0.0	0.0	0	0	0	0	0	0	0	0	0	0	0	0	0	0	0	0	0	L	33-36+	
12/02	at Saints	S	2	1	1	0.0	0.0	0	0	1	8	8	0	1	0	0	0	0	0	0	0	0	0	0	W	27-17	
12/12	at Football Team	S	3	2	1	0.0	0.0	0	0	0	0	0	0	0	0	0	0	0	0	0	0	0	0	0	W	27-20	
12/19	at Giants	S	7	3	4	0.0	0.0	0	0	0	0	0	0	0	0	0	0	0	0	0	0	0	0	0	W	21-6	
12/26	Football Team	S	5	3	2	0.0	0.0	0	0	0	0	0	0	0	1	0	0	0	0	0	0	0	0	0	W	56-14	
01/02	Cardinals	S	1	0	1	0.0	0.0	0	0	0	0	0	0	0	0	0	0	0	0	0	0	0	0	0	L	22-25	
01/08	at Eagles	S	6	4	2	0.0	0.0	0	0	0	0	0	0	0	0	0	0	0	1	1	0	0	0	0	W	51-26	
2021 TOTALS			17-15	51	34	17	0.0	0.0	0	0	0	0	2	8	8	0	4	2	0	0	0	0	1	1	0	0	12-5

+ Overtime




## 2021 GAME-BY-GAME POSTSEASON STATISTICS (COWBOYS)

DATE	OPPONENT	P/S	TACKLES							INTERCEPTIONS					O. FUMB				ST				MISC		SCORE		
			TK	S	A	SK	YDS	TFL	YDS	QBH	NO	YDS	LG	TD	PD	FF	FR	TD	YDS	TK	S	A	FF	FR		S	A
01/16	49ers	S	8	3	5	0.0	0.0	0	0	0	0	0	0	0	0	0	0	0	0	0	0	0	0	0	0	L	17-23
<b>2021 TOTALS</b>		<b>1-1</b>	<b>8</b>	<b>3</b>	<b>5</b>	<b>0.0</b>	<b>0.0</b>	<b>0</b>	<b>0</b>	<b>0</b>	<b>0</b>	<b>0</b>	<b>0</b>	<b>0</b>	<b>0</b>	<b>0</b>	<b>0</b>	<b>0</b>	<b>0</b>	<b>0</b>	<b>0</b>	<b>0</b>	<b>0</b>	<b>0</b>	<b>0</b>	<b>0-1</b>	

## 2017 GAME-BY-GAME POSTSEASON STATISTICS (FALCONS)

DATE	OPPONENT	P/S	TACKLES							INTERCEPTIONS					O. FUMB				ST				MISC		SCORE		
			TK	S	A	SK	YDS	TFL	YDS	QBH	NO	YDS	LG	TD	PD	FF	FR	TD	YDS	TK	S	A	FF	FR		S	A
01/06	at Rams	P	0	0	0	0.0	0.0	0	0	0	0	0	0	0	0	0	0	0	0	0	0	0	0	0	0	W	26-13
01/13	at Eagles	P	0	0	0	0.0	0.0	0	0	0	0	0	0	0	0	0	0	0	0	0	0	0	0	0	0	L	10-15
<b>2017 TOTALS</b>		<b>2-0</b>	<b>0</b>	<b>0</b>	<b>0</b>	<b>0.0</b>	<b>0.0</b>	<b>0</b>	<b>0</b>	<b>0</b>	<b>0</b>	<b>0</b>	<b>0</b>	<b>0</b>	<b>0</b>	<b>0</b>	<b>0</b>	<b>0</b>	<b>0</b>	<b>0</b>	<b>0</b>	<b>0</b>	<b>0</b>	<b>0</b>	<b>0</b>	<b>1-1</b>	



**28** KILLEBREW  
**MILES KILLEBREW**  
 SAFETY

**HEIGHT:** 6-2  
**WEIGHT:** 222  
**COLLEGE:** Southern Utah  
**BORN:** May 10, 1993

**BIRTHPLACE:** Henderson, NV  
**HOW ACQUIRED:** 04 '16  
**NFL EXPERIENCE:** 7th year

### PRO CAREER

- ✦ Has played in 95 games (four starts) over his six-year NFL career (with Lions, 2016-20, Steelers 2021)
- ✦ Has registered 62 tackles (50 solo), six passes defended, two interceptions, two tackles for loss, one quarterback hit, one forced fumble and one interception return for TD
- ✦ Since entering the NFL in 2016, Killebrew has 47 solo special teams' tackles, the third-most in the League in that span
- ✦ Ranked tied for second in the NFL with 13 solo special teams' tackles in 2019, while his 15 total special teams' tackles ranked fourth
- ✦ His 15 special teams' tackles in 2019 were a career-high and the most by a Lion since DB Don Carey had 16 in 2015
- ✦ Recorded his first-career interception for a touchdown and notched three tackles in Week 1 of 2017 vs. Arizona
- ✦ Appeared in all 16 games his rookie season in 2016 and recorded his first career interception against Saints QB Drew Brees in Week 13 at New Orleans
- ✦ Highest draft pick in Southern Utah history
- ✦ Made NFL debut in Week 1 of 2016 (at Indianapolis)
- ✦ Made NFL starting debut in Week 3 of 2017 (vs. Atlanta)

#### 2021 (STEELERS)

- ✦ Recorded the second blocked punt of his career in Week 1 at Buffalo - the punt was recovered and returned by LB Ulysees Gilbert for a Steelers touchdown
- ✦ Recorded the third blocked punt of his career in Week 11 at L.A. Chargers, which led to a Steelers touchdown
- ✦ The first player in Steelers to block multiple punts in the same season since 1960

#### 2020 (LIONS)

- ✦ Appeared in 15 games and recorded 12 tackles on special teams
- ✦ Recorded two special teams' tackles in Week 4 at New Orleans
- ✦ Was a game-day inactive in Week 7 at Atlanta
- ✦ Blocked a punt for the first time in his career, which led to a Detroit TD, in Week 8 vs. Indianapolis

#### 2019 (LIONS)

- ✦ Appeared in 15 games and accumulated a career-high 15 total special teams' tackles, marking the most by a Lions player since 2015 (DB Don Carey, 16)
- ✦ Saw action on special teams, recording two special teams tackles in Week 1 at Arizona
- ✦ Saw action on defense for an injured S Tavon Wilson, recording two solo tackles in Week 8 vs. the N.Y. Giants
- ✦ Played his most defensive snaps of the season (57) and recorded a season-best three solo tackles in Week 17 vs. Green Bay

#### 2018 (LIONS)

- ✦ Recorded one special teams' tackle against the New England Patriots in Week 3
- ✦ Posted two special teams' tackles, tying a career-best, against the Rams in Week 13

#### 2017 (LIONS)

- ✦ Recorded three tackles and first career interception for a TD in Week 1 against Arizona
- ✦ Appeared in Week 2 at N.Y. Giants and registered three tackles and a pass defended
- ✦ Recorded first career start in Week 3 against Atlanta and tied for a game-high eight tackles
- ✦ Totaled three tackles and tied a career-high with two passes defended in Week 4 at Minnesota
- ✦ Totaled two tackles and a forced fumble in Week 6 at New Orleans
- ✦ Totaled two tackles in Week 8 against Pittsburgh
- ✦ Recorded a tackle on defense and special teams in Week 9 at Green Bay
- ✦ Recorded two tackles, one quarterback hit, and one tackle on special teams in Week 12 against Minnesota
- ✦ Totaled three tackles in Week 13 at Baltimore

#### 2016 (LIONS)

- ✦ Made his NFL debut by contributing on special teams in Week 1 at Indianapolis
- ✦ Played 17 snaps on special teams in Week 3 at Green Bay
- ✦ Recorded his first NFL tackle in Week 4 at Chicago
- ✦ Played 19 snaps on special teams and six on defense in Week 6 vs. Los Angeles
- ✦ Contributed on both defense and special teams, recording one tackle in Week 7 vs. Washington
- ✦ Continued to make his presence known on special teams in Week 9 at Minnesota, tallying two tackles against the Vikings return men
- ✦ Totaled a career-high five tackles (four solo) in Week 11 vs. Jacksonville
- ✦ All over the field in Week 12 vs. Minnesota, contributing four solo tackles on defense and one on special teams
- ✦ Two of his four solo tackles came on crucial third-down stops in the second half of Detroit's 16-13 win over the visiting Vikings
- ✦ Picked off Saints QB Drew Brees late in the fourth quarter of Week 13 at New Orleans for his first career interception that secured Detroit's eighth victory of 2016
- ✦ Added two solo tackles on defense and one on special teams
- ✦ Registered four total tackles (three solo) in Week 17 vs. Green Bay



## TRANSACTIONS

- ✦ Signed a two-year contract with Pittsburgh on Mar. 11, 2022
- ✦ Signed a one-year contract with Pittsburgh on Mar. 20, 2021
- ✦ Signed a one-year contract with Detroit on Mar. 20, 2020
- ✦ Signed a four-year contract with the Lions on May 6, 2016
- ✦ Drafted by Detroit in the fourth round (111th overall) of the 2016 NFL Draft

## COLLEGE

- ✦ Finished his Southern Utah career with 356 tackles (210 solo), 6.5 tackles for loss, four forced fumbles, three fumble recoveries, three interceptions, seven pass defenses and two defensive touchdowns
- ✦ Named All-Big Sky Honorable Mention twice (2012, 2013), All-Big Sky Second Team once (2014) and All-Big Sky First Team once (2015)
- ✦ Named team captain as a senior in 2015 and led the team with 132 tackles (74 solo)
- ✦ Played in all 12 games in 2014 and finished second on the team with 101 tackles (62 solo) and recorded two tackles for loss, four forced fumbles and three interceptions
- ✦ Notched a season-high 15 tackles and returned an interception 105 yards for a TD against Nevada
- ✦ In 2013 totaled 54 tackles (32 solo), 4.5 tackles for loss, two pass defenses and two fumble recoveries, including an 89-yard return for a TD – the second longest fumble return in school history

## PERSONAL

- ✦ Played running back and wide receiver at Foothill H.S. (Henderson, N.V.)
- ✦ Carried the ball 86 times for 392 yards and five TDs
- ✦ Had three receiving TDs
- ✦ Tied 77 tackles with three sacks and six interceptions while playing as a defensive back
- ✦ Earned all-state and all-city honors and won defensive MVP
- ✦ Two-time first-team all-league and academic all-state honoree
- ✦ Nevada African-American student union Top-One Percenter
- ✦ In the 2018 offseason, Killebrew went back to Utah to light the torch at the opening ceremony of the Utah Summer Games
- ✦ Serves on the advisory board for Playworks Michigan
- ✦ He and wife, Kaila, welcomed their first child in 2020, a girl named Stormi

## MILES KILLEBREW'S NFL REGULAR SEASON DEFENSIVE STATISTICS

DATE	TEAM	GP	GS	TACKLES							INTERCEPTIONS					O. FUMB			ST				MISC.				
				TK	S	A	TFL	YDS	SK	YDS	QBH	NO	YDS	LG	TD	PD	FF	FR	TD	YDS	TK	S	A	FF	FR	S	A
2016	Lions	16	0	20	15	5	0	0	0.0	0.0	0	1	7	7	0	1	0	0	0	0	8	8	0	0	0	0	0
2017	Lions	16	3	31	25	6	1	4	0.0	0.0	1	1	35	35	1	5	1	0	0	0	7	7	0	0	0	0	0
2018	Lions	16	0	0	0	0	0	0	0.0	0.0	0	0	0	0	0	0	0	0	0	0	7	5	2	0	0	0	0
2019	Lions	15	1	5	5	0	0	0	0.0	0.0	0	0	0	0	0	0	0	0	0	0	15	13	2	0	0	0	0
2020	Lions	15	0	0	0	0	0	0	0.0	0.0	0	0	0	0	0	0	0	0	0	0	12	10	2	0	0	0	0
2021	Steelers	17	0	6	5	1	1	0	0.0	0.0	0	0	0	0	0	0	0	0	0	0	7	4	3	0	0	0	0
<b>NFL TOTALS</b>		<b>95</b>	<b>4</b>	<b>62</b>	<b>50</b>	<b>12</b>	<b>2</b>	<b>4</b>	<b>0.0</b>	<b>0.0</b>	<b>1</b>	<b>2</b>	<b>42</b>	<b>35</b>	<b>1</b>	<b>6</b>	<b>1</b>	<b>0</b>	<b>0</b>	<b>0</b>	<b>56</b>	<b>47</b>	<b>9</b>	<b>0</b>	<b>0</b>	<b>0</b>	<b>0</b>

## MILES KILLEBREW'S NFL POSTSEASON DEFENSIVE STATISTICS

DATE	TEAM	GP	GS	TACKLES							INTERCEPTIONS					O. FUMB			ST				MISC.				
				TK	S	A	TFL	YDS	SK	YDS	QBH	NO	YDS	LG	TD	PD	FF	FR	TD	YDS	TK	S	A	FF	FR	S	A
2016	Lions	1	0	1	1	0	0	0	0.0	0.0	0	0	0	0	0	0	0	0	0	0	0	0	0	0	0	0	0
2021	Steelers	1	0	1	0	1	0	0	0.0	0.0	0	0	0	0	0	0	0	0	0	0	2	1	1	0	0	0	0
<b>NFL TOTALS</b>		<b>2</b>	<b>0</b>	<b>2</b>	<b>1</b>	<b>1</b>	<b>0</b>	<b>0</b>	<b>0.0</b>	<b>0.0</b>	<b>0</b>	<b>0</b>	<b>0</b>	<b>0</b>	<b>0</b>	<b>0</b>	<b>0</b>	<b>0</b>	<b>0</b>	<b>0</b>	<b>2</b>	<b>1</b>	<b>1</b>	<b>0</b>	<b>0</b>	<b>0</b>	<b>0</b>

## SINGLE-GAME HIGHS: DEFENSIVE

Total Tackles	8 vs. Atlanta Falcons, Sep 24, 2017	Tackles For Loss	1 at Minnesota Vikings, Dec 09, 2021
	5 vs. Jacksonville Jaguars, Nov 20, 2016		1 vs. Arizona Cardinals, Sep 10, 2017
Solo Tackles	7 vs. Atlanta Falcons, Sep 24, 2017	Interceptions	1 vs. Arizona Cardinals, Sep 10, 2017
	4 vs. Minnesota Vikings, Nov 24, 2016		1 at New Orleans Saints, Dec 04, 2016
	...1 more at 4.	Interception Return Yards	35 vs. Arizona Cardinals, Sep 10, 2017
Passes Defensed	2 at Minnesota Vikings, Oct 01, 2017		7 at New Orleans Saints, Dec 04, 2016
	2 vs. Arizona Cardinals, Sep 10, 2017	Special Teams Tackles	2 at Cleveland Browns, Oct 31, 2021
Forced Fumbles	1 at New Orleans Saints, Oct 15, 2017		2 at Green Bay Packers, Oct 03, 2021
			...11 more at 2.

## SINGLE-GAME HIGHS - POSTSEASON: DEFENSIVE

Total Tackles	1 at Kansas City Chiefs, Jan 16, 2022	Special Teams Tackles	2 at Kansas City Chiefs, Jan 16, 2022
	1 at Seattle Seahawks, Jan 07, 2017		
Solo Tackles	1 at Seattle Seahawks, Jan 07, 2017		

## 2021 GAME-BY-GAME REGULAR-SEASON STATISTICS (STEELERS)

DATE	OPPONENT	P/S	TACKLES							INTERCEPTIONS					O. FUMB				ST				MISC		W/L	SCORE		
			TK	S	A	SK	YDS	TFL	YDS	QBH	NO	YDS	LG	TD	PD	FF	FR	TD	YDS	TK	S	A	FF	FR			S	A
09/12	at Bills	P	0	0	0	0.0	0.0	0	0	0	0	0	0	0	0	0	0	0	0	0	0	0	0	0	0	0	W	23-16
09/19	Raiders	P	0	0	0	0.0	0.0	0	0	0	0	0	0	0	0	0	0	0	0	0	0	0	0	0	0	L	17-26	
09/26	Bengals	P	0	0	0	0.0	0.0	0	0	0	0	0	0	0	0	0	0	0	0	0	0	0	0	0	0	L	10-24	
10/03	at Packers	P	0	0	0	0.0	0.0	0	0	0	0	0	0	0	0	0	0	2	1	1	0	0	0	0	0	L	17-27	
10/10	Broncos	P	0	0	0	0.0	0.0	0	0	0	0	0	0	0	0	0	0	0	0	0	0	0	0	0	0	W	27-19	
10/17	Seahawks	P	0	0	0	0.0	0.0	0	0	0	0	0	0	0	0	0	0	1	0	1	0	0	0	0	0	W	23-20+	
10/31	at Browns	P	0	0	0	0.0	0.0	0	0	0	0	0	0	0	0	0	0	2	2	0	0	0	0	0	0	W	15-10	
11/08	Bears	P	0	0	0	0.0	0.0	0	0	0	0	0	0	0	0	0	0	0	0	0	0	0	0	0	0	W	29-27	
11/14	Lions	P	1	1	0	0.0	0.0	0	0	0	0	0	0	0	0	0	0	0	0	0	0	0	0	0	0	T	16-16	
11/21	at Chargers	P	0	0	0	0.0	0.0	0	0	0	0	0	0	0	0	0	0	1	1	0	0	0	0	0	0	L	37-41	
11/28	at Bengals	P	0	0	0	0.0	0.0	0	0	0	0	0	0	0	0	0	0	0	0	0	0	0	0	0	0	L	10-41	
12/05	Ravens	P	0	0	0	0.0	0.0	0	0	0	0	0	0	0	0	0	0	1	0	1	0	0	0	0	0	W	20-19	
12/09	at Vikings	P	2	2	0	0.0	0.0	1	0	0	0	0	0	0	0	0	0	0	0	0	0	0	0	0	0	L	28-36	
12/19	Titans	P	1	1	0	0.0	0.0	0	0	0	0	0	0	0	0	0	0	0	0	0	0	0	0	0	0	W	19-13	
12/26	at Chiefs	P	0	0	0	0.0	0.0	0	0	0	0	0	0	0	0	0	0	0	0	0	0	0	0	0	0	L	10-36	
01/03	Browns	P	0	0	0	0.0	0.0	0	0	0	0	0	0	0	0	0	0	0	0	0	0	0	0	0	0	W	26-14	
01/09	at Ravens	P	2	1	1	0.0	0.0	0	0	0	0	0	0	0	0	0	0	0	0	0	0	0	0	0	0	W	16-13+	
<b>2021 TOTALS</b>		<b>17-0</b>	<b>6</b>	<b>5</b>	<b>1</b>	<b>0.0</b>	<b>0.0</b>	<b>1</b>	<b>0</b>	<b>0</b>	<b>0</b>	<b>0</b>	<b>0</b>	<b>0</b>	<b>0</b>	<b>0</b>	<b>0</b>	<b>7</b>	<b>4</b>	<b>3</b>	<b>0</b>	<b>0</b>	<b>0</b>	<b>0</b>	<b>0</b>	<b>9-7-1</b>		

+ - Overtime

## 2021 GAME-BY-GAME POSTSEASON STATISTICS (STEELERS)

DATE	OPPONENT	P/S	TACKLES							INTERCEPTIONS					O. FUMB				ST				MISC		W/L	SCORE		
			TK	S	A	SK	YDS	TFL	YDS	QBH	NO	YDS	LG	TD	PD	FF	FR	TD	YDS	TK	S	A	FF	FR			S	A
01/16	at Chiefs	P	1	0	1	0.0	0.0	0	0	0	0	0	0	0	0	0	0	0	2	1	1	0	0	0	0	0	L	21-42
<b>2021 TOTALS</b>		<b>1-0</b>	<b>1</b>	<b>0</b>	<b>1</b>	<b>0.0</b>	<b>0.0</b>	<b>0</b>	<b>0</b>	<b>0</b>	<b>0</b>	<b>0</b>	<b>0</b>	<b>0</b>	<b>0</b>	<b>0</b>	<b>0</b>	<b>2</b>	<b>1</b>	<b>1</b>	<b>0</b>	<b>0</b>	<b>0</b>	<b>0</b>	<b>0</b>	<b>0-1</b>		

## 2016 GAME-BY-GAME POSTSEASON STATISTICS (LIONS)

DATE	OPPONENT	P/S	TACKLES							INTERCEPTIONS					O. FUMB				ST				MISC		W/L	SCORE		
			TK	S	A	SK	YDS	TFL	YDS	QBH	NO	YDS	LG	TD	PD	FF	FR	TD	YDS	TK	S	A	FF	FR			S	A
01/07	at Seahawks	P	1	1	0	0.0	0.0	0	0	0	0	0	0	0	0	0	0	0	0	0	0	0	0	0	0	0	L	6-26
<b>2016 TOTALS</b>		<b>1-0</b>	<b>1</b>	<b>1</b>	<b>0</b>	<b>0.0</b>	<b>0.0</b>	<b>0</b>	<b>0</b>	<b>0</b>	<b>0</b>	<b>0</b>	<b>0</b>	<b>0</b>	<b>0</b>	<b>0</b>	<b>0</b>	<b>0</b>	<b>0</b>	<b>0</b>	<b>0</b>	<b>0</b>	<b>0</b>	<b>0</b>	<b>0</b>	<b>0-1</b>		



48

## CHRISTIAN KUNTZ

LONG SNAPPER

**HEIGHT:** 6-1

**WEIGHT:** 228

**COLLEGE:** Duquesne

**BORN:** April 13, 1984

**BIRTHPLACE:** Pittsburgh, PA

**HOW ACQUIRED:** FA '20

**NFL EXPERIENCE:** 2nd year

## PRO CAREER

- ✦ Made his NFL debut in Week 1 of 2021 (at Buffalo)
- ✦ Has played in 17 career games

## TRANSACTIONS

- ✦ Signed a reserve/future contract with Pittsburgh on Jan. 19, 2022
- ✦ Signed a reserve/future contract with Pittsburgh on Jan. 14, 2021
- ✦ Signed to the Steelers practice squad on Dec. 29, 2020
- ✦ Waived by the Steelers on Dec. 23, 2020
- ✦ Signed to the Pittsburgh practice squad on Nov. 24, 2020
- ✦ Waived by the Steelers on Aug. 2, 2020
- ✦ Signed with Pittsburgh as a free agent on March 30, 2020
- ✦ Played for the XFL's Dallas Renegades in the spring of 2020
- ✦ Waived by the Steelers on Aug. 31, 2019
- ✦ Signed by Pittsburgh on Aug. 15, 2019
- ✦ Waived by Jacksonville on June 13, 2019
- ✦ Signed to the Jaguars practice squad on Dec. 17, 2018
- ✦ Waived by Denver on June 14, 2018
- ✦ Signed by the Broncos on March 21, 2018
- ✦ Released by New England on Aug. 29, 2017
- ✦ Signed with the Patriots as an undrafted free agent on Aug. 28, 2017

## COLLEGE

- ✦ Northeast Conference career sacks leader with 30.5
- ✦ His 71.5 career TFLs rank fourth on the NCAA all-time FCS list
- ✦ Two-time NEC Defensive Player of the Year
- ✦ First Duquesne player to earn All-American honors three times (STATS FCS third team as a sophomore and first team as a junior & senior)
- ✦ Named second team Associated Press All-America in 2015 and 2016
- ✦ Team captain in 2016
- ✦ Started all 11 games at outside linebacker as a redshirt senior
- ✦ Led the NEC in sacks (11.5) and tackles for loss (24.0) in helping the Dukes to a share of the conference title
- ✦ Suffered an injury that led to redshirting his junior year

## PERSONAL

- ✦ Played football and basketball at Chartiers Valley High School
- ✦ Graduated with a degree from Duquesne in supply chain management
- ✦ Full name: Christian Kuntz

## CHRISTIAN KUNTZ'S NFL REGULAR SEASON STATISTICS

DATE	TEAM	GP
2021	Steelers	17
<b>NFL TOTALS</b>		<b>17</b>

## CHRISTIAN KUNTZ'S NFL POSTSEASON STATISTICS

DATE	TEAM	GP
2021	Steelers	1
<b>NFL TOTALS</b>		<b>1</b>

## CHRISTIAN KUNTZ'S NFL REGULAR SEASON DEFENSIVE STATISTICS

DATE	TEAM	GP	GS	TACKLES							INTERCEPTIONS					O. FUMB				ST				MISC.												
				TK	S	A	TFL	YDS	SK	YDS	QBH	NO	YDS	LG	TD	PD	FF	FR	TD	YDS	TK	S	A	FF	FR	S	A									
2021	Steelers	17	0	0	0	0	0	0	0.0	0.0	0	0	0	0	0	0	0	0	0	0	0	0	0	0	0	0	0	0	0	0	0	0	0	0	0	0
<b>NFL TOTALS</b>		<b>17</b>	<b>0</b>	<b>0</b>	<b>0</b>	<b>0</b>	<b>0</b>	<b>0</b>	<b>0.0</b>	<b>0.0</b>	<b>0</b>	<b>0</b>	<b>0</b>	<b>0</b>	<b>0</b>	<b>0</b>	<b>0</b>	<b>0</b>	<b>0</b>	<b>0</b>	<b>0</b>	<b>0</b>	<b>0</b>	<b>0</b>	<b>0</b>	<b>0</b>	<b>0</b>	<b>0</b>	<b>0</b>	<b>0</b>	<b>0</b>	<b>0</b>	<b>0</b>	<b>0</b>	<b>0</b>	<b>0</b>

## CHRISTIAN KUNTZ'S NFL POSTSEASON DEFENSIVE STATISTICS

DATE	TEAM	GP	GS	TACKLES							INTERCEPTIONS					O. FUMB				ST				MISC.												
				TK	S	A	TFL	YDS	SK	YDS	QBH	NO	YDS	LG	TD	PD	FF	FR	TD	YDS	TK	S	A	FF	FR	S	A									
2021	Steelers	1	0	0	0	0	0	0	0.0	0.0	0	0	0	0	0	0	0	0	0	0	0	0	0	0	0	0	0	0	0	0	0	0	0	0	0	0
<b>NFL TOTALS</b>		<b>1</b>	<b>0</b>	<b>0</b>	<b>0</b>	<b>0</b>	<b>0</b>	<b>0</b>	<b>0.0</b>	<b>0.0</b>	<b>0</b>	<b>0</b>	<b>0</b>	<b>0</b>	<b>0</b>	<b>0</b>	<b>0</b>	<b>0</b>	<b>0</b>	<b>0</b>	<b>0</b>	<b>0</b>	<b>0</b>	<b>0</b>	<b>0</b>	<b>0</b>	<b>0</b>	<b>0</b>	<b>0</b>	<b>0</b>	<b>0</b>	<b>0</b>	<b>0</b>	<b>0</b>	<b>0</b>	<b>0</b>

## SINGLE-GAME HIGHS: DEFENSIVE

Special Teams Tackles

1 vs. Denver Broncos, Oct 10, 2021

1 at Green Bay Packers, Oct 03, 2021

## 2021 GAME-BY-GAME REGULAR-SEASON STATISTICS (STEELERS)

DATE	OPPONENT		W/L/T	SCORE
09/12	at Bills	P	W	23-16
09/19	Raiders	P	L	17-26
09/26	Bengals	P	L	10-24
10/03	at Packers	P	L	17-27
10/10	Broncos	P	W	27-19
10/17	Seahawks	P	W	23-20+
10/31	at Browns	P	W	15-10
11/08	Bears	P	W	29-27
11/14	Lions	P	T	16-16
11/21	at Chargers	P	L	37-41
11/28	at Bengals	P	L	10-41
12/05	Ravens	P	W	20-19
12/09	at Vikings	P	L	28-36
12/19	Titans	P	W	19-13
12/26	at Chiefs	P	L	10-36
01/03	Browns	P	W	26-14
01/09	at Ravens	P	W	16-13+
<b>2021 TOTALS</b>		<b>17</b>		<b>9-7-1</b>

+ - Overtime

## 2021 GAME-BY-GAME POSTSEASON STATISTICS (STEELERS)

DATE	OPPONENT		W/L	SCORE
01/16	at Chiefs	P	L	21-42
<b>2021 TOTALS</b>		<b>1</b>		<b>0-1</b>

## 2021 GAME-BY-GAME REGULAR-SEASON STATISTICS (STEELERS)

DATE	OPPONENT	P/S	TACKLES							INTERCEPTIONS					O. FUMB			ST				MISC		W/L	SCORE			
			TK	S	A	SK	YDS	TFL	YDS	QBH	NO	YDS	LG	TD	PD	FF	FR	TD	YDS	TK	S	A	FF			FR	S	A
09/12	at Bills	P	0	0	0	0.0	0.0	0	0	0	0	0	0	0	0	0	0	0	0	0	0	0	0	0	0	0	W	23-16
09/19	Raiders	P	0	0	0	0.0	0.0	0	0	0	0	0	0	0	0	0	0	0	0	0	0	0	0	0	0	0	L	17-26
09/26	Bengals	P	0	0	0	0.0	0.0	0	0	0	0	0	0	0	0	0	0	0	0	0	0	0	0	0	0	0	L	10-24
10/03	at Packers	P	0	0	0	0.0	0.0	0	0	0	0	0	0	0	0	0	0	0	0	0	0	0	0	0	0	0	L	17-27
10/10	Broncos	P	0	0	0	0.0	0.0	0	0	0	0	0	0	0	0	0	0	0	0	0	0	0	0	0	0	0	W	27-19
10/17	Seahawks	P	0	0	0	0.0	0.0	0	0	0	0	0	0	0	0	0	0	0	0	0	0	0	0	0	0	0	W	23-20+
10/31	at Browns	P	0	0	0	0.0	0.0	0	0	0	0	0	0	0	0	0	0	0	0	0	0	0	0	0	0	0	W	15-10
11/08	Bears	P	0	0	0	0.0	0.0	0	0	0	0	0	0	0	0	0	0	0	0	0	0	0	0	0	0	0	W	29-27
11/14	Lions	P	0	0	0	0.0	0.0	0	0	0	0	0	0	0	0	0	0	0	0	0	0	0	0	0	0	0	T	16-16
11/21	at Chargers	P	0	0	0	0.0	0.0	0	0	0	0	0	0	0	0	0	0	0	0	0	0	0	0	0	0	0	L	37-41
11/28	at Bengals	P	0	0	0	0.0	0.0	0	0	0	0	0	0	0	0	0	0	0	0	0	0	0	0	0	0	0	L	10-41
12/05	Ravens	P	0	0	0	0.0	0.0	0	0	0	0	0	0	0	0	0	0	0	0	0	0	0	0	0	0	0	W	20-19
12/09	at Vikings	P	0	0	0	0.0	0.0	0	0	0	0	0	0	0	0	0	0	0	0	0	0	0	0	0	0	0	L	28-36
12/19	Titans	P	0	0	0	0.0	0.0	0	0	0	0	0	0	0	0	0	0	0	0	0	0	0	0	0	0	0	W	19-13
12/26	at Chiefs	P	0	0	0	0.0	0.0	0	0	0	0	0	0	0	0	0	0	0	0	0	0	0	0	0	0	0	L	10-36
01/03	Browns	P	0	0	0	0.0	0.0	0	0	0	0	0	0	0	0	0	0	0	0	0	0	0	0	0	0	0	W	26-14
01/09	at Ravens	P	0	0	0	0.0	0.0	0	0	0	0	0	0	0	0	0	0	0	0	0	0	0	0	0	0	0	W	16-13+
<b>2021 TOTALS</b>		<b>17-0</b>	<b>0</b>	<b>0</b>	<b>0</b>	<b>0.0</b>	<b>0.0</b>	<b>0</b>	<b>0</b>	<b>0</b>	<b>0</b>	<b>0</b>	<b>0</b>	<b>0</b>	<b>0</b>	<b>0</b>	<b>0</b>	<b>0</b>	<b>0</b>	<b>0</b>	<b>0</b>	<b>0</b>	<b>0</b>	<b>0</b>	<b>0</b>	<b>0</b>	<b>0</b>	<b>9-7-1</b>

+ - Overtime

## 2021 GAME-BY-GAME POSTSEASON STATISTICS (STEELERS)

DATE	OPPONENT	P/S	TACKLES							INTERCEPTIONS					O. FUMB			ST				MISC		W/L	SCORE				
			TK	S	A	SK	YDS	TFL	YDS	QBH	NO	YDS	LG	TD	PD	FF	FR	TD	YDS	TK	S	A	FF			FR	S	A	
01/16	at Chiefs	P	0	0	0	0.0	0.0	0	0	0	0	0	0	0	0	0	0	0	0	0	0	0	0	0	0	0	0	L	21-42
<b>2021 TOTALS</b>		<b>1-0</b>	<b>0</b>	<b>0</b>	<b>0</b>	<b>0.0</b>	<b>0.0</b>	<b>0</b>	<b>0</b>	<b>0</b>	<b>0</b>	<b>0</b>	<b>0</b>	<b>0</b>	<b>0</b>	<b>0</b>	<b>0</b>	<b>0</b>	<b>0</b>	<b>0</b>	<b>0</b>	<b>0</b>	<b>0</b>	<b>0</b>	<b>0</b>	<b>0</b>	<b>0</b>	<b>0</b>	<b>0-1</b>



31

## JUSTIN LAYNE

CORNERBACK

**HEIGHT:** 6-2

**WEIGHT:** 192

**COLLEGE:** Michigan State

**BORN:** January 12, 1998

**BIRTHPLACE:** Cleveland, OH

**HOW ACQUIRED:** 03b '19

**NFL EXPERIENCE:** 4th year

### PRO CAREER

- ✦ Has played in 43 games (no starts) over his three-year NFL career (all with Steelers)
  - ✦ Has registered 14 tackles (10 solo) and added 27 special teams' tackles
- Made NFL debut in Week 3 of 2018 (at San Francisco)

#### 2021 (STEELERS)

- ✦ Saw action in 17 regular-season games
- ✦ Registered four tackles, three solo stops
- ✦ Recorded 12 special teams' tackles, including nine solo stops

#### 2020 (STEELERS)

- ✦ Saw action in 16 regular-season games
- ✦ Registered 10 tackles, seven solo stops
- ✦ Recorded 12 special teams' tackles, including six solo stops
- ✦ Registered career-high five tackles in Week 13 vs. Washington

#### 2019 (STEELERS)

- ✦ Saw action in 10 regular-season games, contributing mostly on special teams
- ✦ Recorded three special teams' tackles

### TRANSACTIONS

- ✦ Signed a four-year contract with Pittsburgh on May 30, 2019
- ✦ Drafted by the Steelers with the team's first of its two picks in the third round (66th overall) in the 2019 NFL Draft

### COLLEGE

- ✦ Three-year letterwinner, playing in 34 games (26 starts) at cornerback for Michigan State
- ✦ Recorded 130 career tackles, including 4.5 tackles for loss and a half-sack
- ✦ Added 24 career passes defended and three interceptions
- ✦ Began his Spartans' career as a wide receiver before transitioning to cornerback midway through 2016 season
- ✦ During his junior year, was recognized as Second-Team All-Big Ten selection
- ✦ Recipient of Spartans' most outstanding underclass back award on defense
- ✦ Recorded a career-high 15 pass breakups, tied as the eighth-most in a single-season in school history
- ✦ Earned honorable mention All-Big Ten accolades after his sophomore season
- ✦ Recorded 40 tackles in 13 games with nine starts
- ✦ Ranked second on the defense with eight passes defended
- ✦ Saw action in nine games as a freshman, one at wide receiver and eight at cornerback, starting five of the last seven contests
- ✦ Totaled 18 tackles, 1.5 tackles for loss and an interception

### PERSONAL

- ✦ A three-year starter at Benedictine (Cleveland, Ohio) High School
- ✦ Logged a career-high 46 catches for 790 yards (17.2 average) and 11 TDs in 2015, adding three punt returns for TDs
- ✦ Set a school single-game record with 12 catches for 187 yards and two TDs in a regional final
- ✦ Caught 36 passes for 866 yards and 12 TDs as a senior
- ✦ Hauled in seven interceptions in 2014
- ✦ Four-year letterman in basketball, and track and field
- ✦ Son of Deondre Layne and Vanessa Easterling
- ✦ Full name: Justin Layne

### JUSTIN LAYNE'S NFL REGULAR SEASON DEFENSIVE STATISTICS

DATE	TEAM	GP	GS	TACKLES						INTERCEPTIONS					O. FUMB			ST				MISC				
				TK	S	A	TFL	YDS	SK	YDS	QBH	NO	YDS	LG	TD	PD	FF	FR	TD	YDS	TK	S	A	FF	FR	S
2019	Steelers	10	0	0	0	0	0	0	0	0	0	0	0	0	0	0	0	0	3	3	0	0	0	0	0	0
2020	Steelers	16	0	10	7	3	0	0	0	0	0	0	0	0	0	0	0	0	12	6	6	0	0	0	0	0
2021	Steelers	17	0	4	3	1	0	0	0	0	0	0	0	0	0	0	0	0	12	9	3	0	1	0	0	0
<b>NFL TOTALS</b>		<b>43</b>	<b>0</b>	<b>14</b>	<b>10</b>	<b>4</b>	<b>0</b>	<b>0</b>	<b>0</b>	<b>0</b>	<b>0</b>	<b>0</b>	<b>0</b>	<b>0</b>	<b>0</b>	<b>0</b>	<b>0</b>	<b>0</b>	<b>27</b>	<b>18</b>	<b>9</b>	<b>0</b>	<b>1</b>	<b>0</b>	<b>0</b>	<b>0</b>

## JUSTIN LAYNE'S NFL POSTSEASON DEFENSIVE STATISTICS

DATE	TEAM	GP	GS	TACKLES							INTERCEPTIONS					O. FUMB			ST				MISC				
				TK	S	A	SK	YDS	TFL	YDS	QBH	NO	YDS	LG	TD	PD	FF	FR	TD	YDS	TK	S	A	FF	FR	S	A
2020	Steelers	1	0	0	0	0	0	0	0	0.0	0.0	0	0	0	0	0	0	0	0	0	0	0	0	0	0	0	0
2021	Steelers	1	0	0	0	0	0	0	0	0.0	0.0	0	0	0	0	0	0	0	0	0	0	0	1	1	0	0	0
NFL TOTALS		2	0	0	0	0	0	0	0	0.0	0.0	0	0	0	0	0	0	0	0	0	0	0	1	1	0	0	0

## SINGLE-GAME HIGHS: DEFENSIVE

Total Tackles 5 vs. Washington Football Team, Dec 07, 2020  
2 vs. Baltimore Ravens, Dec 05, 2021  
...1 more at 2.

Special Teams Tackles 4 at Cleveland Browns, Jan 03, 2021  
2 vs. Cleveland Browns, Jan 03, 2022  
...3 more at 2.

Solo Tackles 4 vs. Washington Football Team, Dec 07, 2020  
2 vs. Baltimore Ravens, Dec 05, 2021  
...1 more at 2.

Special Teams Fumble Recoveries 1 at Cleveland Browns, Oct 31, 2021

## SINGLE-GAME HIGHS - POSTSEASON: DEFENSIVE

Special Teams Tackles

1 at Kansas City Chiefs, Jan 16, 2022

## 2021 GAME-BY-GAME REGULAR-SEASON STATISTICS (STEELERS)

DATE	OPPONENT	P/S	TACKLES							INTERCEPTIONS					O. FUMB			ST				MISC		W/L/T	SCORE			
			TK	S	A	SK	YDS	TFL	YDS	QBH	NO	YDS	LG	TD	PD	FF	FR	TD	YDS	TK	S	A	FF			FR	S	A
09/12	at Bills	P	0	0	0	0.0	0.0	0	0	0	0	0	0	0	0	0	0	0	0	0	0	0	0	0	0	0	W	23-16
09/19	Raiders	P	1	1	0	0.0	0.0	0	0	0	0	0	0	0	0	0	0	0	0	0	0	0	0	0	0	0	L	17-26
09/26	Bengals	P	0	0	0	0.0	0.0	0	0	0	0	0	0	0	0	0	0	0	0	0	0	0	0	0	0	0	L	10-24
10/03	at Packers	P	0	0	0	0.0	0.0	0	0	0	0	0	0	0	0	0	0	0	0	0	0	0	0	0	0	0	L	17-27
10/10	Broncos	P	0	0	0	0.0	0.0	0	0	0	0	0	0	0	0	0	0	0	0	0	0	0	0	0	0	0	W	27-19
10/17	Seahawks	P	0	0	0	0.0	0.0	0	0	0	0	0	0	0	0	0	0	0	0	0	0	0	0	0	0	0	W	23-20+
10/31	at Browns	P	0	0	0	0.0	0.0	0	0	0	0	0	0	0	0	0	0	0	0	0	0	0	0	0	1	0	W	15-10
11/08	Bears	P	0	0	0	0.0	0.0	0	0	0	0	0	0	0	0	0	0	0	0	0	0	0	0	0	0	0	W	29-27
11/14	Lions	P	0	0	0	0.0	0.0	0	0	0	0	0	0	0	0	0	0	0	0	0	0	0	0	0	0	0	T	16-16
11/21	at Chargers	P	0	0	0	0.0	0.0	0	0	0	0	0	0	0	0	0	0	0	0	0	0	0	0	0	0	0	L	37-41
11/28	at Bengals	P	0	0	0	0.0	0.0	0	0	0	0	0	0	0	0	0	0	0	0	0	0	0	0	0	0	0	L	10-41
12/05	Ravens	P	2	2	0	0.0	0.0	0	0	0	0	0	0	0	0	0	0	0	0	0	0	0	0	0	0	0	W	20-19
12/09	at Vikings	P	1	0	1	0.0	0.0	0	0	0	0	0	0	0	0	0	0	0	0	0	0	0	0	0	0	0	L	28-36
12/19	Titans	P	0	0	0	0.0	0.0	0	0	0	0	0	0	0	0	0	0	0	0	0	0	0	0	0	0	0	W	19-13
12/26	at Chiefs	P	0	0	0	0.0	0.0	0	0	0	0	0	0	0	0	0	0	0	0	0	0	0	0	0	0	0	L	10-36
01/03	Browns	P	0	0	0	0.0	0.0	0	0	0	0	0	0	0	0	0	0	0	0	0	0	0	0	0	0	0	W	26-14
01/09	at Ravens	P	0	0	0	0.0	0.0	0	0	0	0	0	0	0	0	0	0	0	0	0	0	0	0	0	0	0	W	16-13+
2021 TOTALS		17-0	4	3	1	0.0	0.0	0	0	0	0	0	0	0	0	0	0	0	0	0	0	0	0	0	1	0	0	9-7-1

+ - Overtime

## 2021 GAME-BY-GAME POSTSEASON STATISTICS (STEELERS)

DATE	OPPONENT	P/S	TACKLES							INTERCEPTIONS					O. FUMB			ST				MISC		W/L	SCORE			
			TK	S	A	SK	YDS	TFL	YDS	QBH	NO	YDS	LG	TD	PD	FF	FR	TD	YDS	TK	S	A	FF			FR	S	A
01/16	at Chiefs	P	0	0	0	0.0	0.0	0	0	0	0	0	0	0	0	0	0	0	0	0	0	0	0	0	0	0	L	21-42
2021 TOTALS		1-0	0	0	0	0.0	0.0	0	0	0	0	0	0	0	0	0	0	0	0	0	0	0	0	0	0	0	0	0-1

## 2020 GAME-BY-GAME POSTSEASON STATISTICS (STEELERS)

DATE	OPPONENT	P/S	TACKLES							INTERCEPTIONS					O. FUMB			ST				MISC		W/L	SCORE			
			TK	S	A	SK	YDS	TFL	YDS	QBH	NO	YDS	LG	TD	PD	FF	FR	TD	YDS	TK	S	A	FF			FR	S	A
01/10	Browns	P	0	0	0	0.0	0.0	0	0	0	0	0	0	0	0	0	0	0	0	0	0	0	0	0	0	0	L	37-48
2020 TOTALS		1-0	0	0	0	0.0	0.0	0	0	0	0	0	0	0	0	0	0	0	0	0	0	0	0	0	0	0	0	0-1





**DEMARVIN LEAL**

DEFENSIVE END

<b>HEIGHT:</b> 6-4	<b>BIRTHPLACE:</b> San Antonio, TX
<b>WEIGHT:</b> 290	<b>HOW ACQUIRED:</b> 03 22
<b>COLLEGE:</b> Texas A&M	<b>NFL EXPERIENCE:</b> R
<b>BORN:</b> July 1, 2000	

### PRO CAREER

- ✦ Has yet to make NFL debut

### TRANSACTIONS

- ✦ Signed a four-year contract with Pittsburgh on May 20, 2022
- ✦ Drafted by the Steelers in the third round (84th overall) of the 2022 NFL Draft


### COLLEGE

- ✦ Played in 35 games at Texas A&M
- ✦ Tallied 133 tackles (59 solo), 25.0 tackles for loss, 13.0 sacks, one interception, six passes defended, two forced fumbles and one fumble recovery
- ✦ Recorded a season-high seven tackles at Ole Miss
- ✦ Recorded a season-high two sacks vs Mississippi St.
- ✦ Started 12 games (2021)
- ✦ Finished the season tied for fifth in the SEC with 8.5 sacks and tied for ninth with 12.5 tackles for loss, leading the Aggies in both categories
- ✦ Started all 10 games (2020)
- ✦ Led the defense in hurries with eight and ranked fifth in tackles with 37
- ✦ Played in all 13 games, making seven starts (2019)
- ✦ Was second on the team with five QB hurries
- ✦ 2021 Ted Hendricks Award Finalist
- ✦ 2021 AP All-America First Team
- ✦ 2021 Sporting News All-America First Team
- ✦ 2021 AP and Coaches' All-SEC First Team
- ✦ 2021 FWAA All-America Second Team
- ✦ 2021 Walter Camp All-America Second Team
- ✦ 2021 The Athletic All-America Second Team

### PERSONAL

- ✦ Was coached by Sean McAuliffe at Judson High School
- ✦ Was an Army All-American
- ✦ Named to Dave Campbell's Texas Football Tops in Texas First Team
- ✦ As a Junior, was named to AP All-State Second Team
- ✦ Tallied 83 tackles, 16 tackles for loss, 13 quarterback hits, six sacks, six pass breakups, four forced fumbles, two fumble recoveries and a blocked punt in 2018
- ✦ Hometown: San Antonio, Texas





**77** ENG 1188  
**JOHN LEGLUE**  
OFFENSIVE LINEMAN

**HEIGHT:** 6-7  
**WEIGHT:** 310  
**COLLEGE:** Tulane  
**BORN:** April 17, 1986

**BIRTHPLACE:** Alexandria, LA  
**HOW ACQUIRED:** FA '20  
**NFL EXPERIENCE:** 2nd year

## PRO CAREER

- ✦ Has played in six career games (five starts)
- ✦ Made NFL debut in Week 13 of 2021 (vs. Baltimore)
- ✦ Made NFL starting debut in Week 14 of 2021 (at Minnesota)

## 2021 (STEELERS)

- ✦ Spent the beginning of the season on the Steelers practice squad
- ✦ Elevated to the active roster Week 13 of 2021 vs. Baltimore
- ✦ Started the last five games of the regular season

## 2020 (STEELERS/PACKERS)

- ✦ Spent training camp with Green Bay and had a stint on the Steelers practice squad

## 2019 (BRONCOS/SAINTS/PACKERS)

- ✦ Spent training camp with Denver and had a stint on the Saints practice squad
- ✦ Signed to the Green Bay active roster from the New Orleans practice squad on Dec. 22, 2019
- ✦ Inactive for both Week 16 (at Minnesota) and Week 17 (at Detroit) as well as both postseason games

## TRANSACTIONS

- ✦ Signed a Reserve/Futures contract with Pittsburgh on Jan. 14, 2021
- ✦ Signed to the Steelers practice squad on Dec. 29, 2020
- ✦ Waived by Green Bay on Sept. 5, 2020
- ✦ Signed to the Packers active roster from the New Orleans practice squad on Dec. 22, 2019
- ✦ Signed to the Saints practice squad on Sept. 1, 2019
- ✦ Waived by Denver on Aug. 31, 2019
- ✦ Signed by the Broncos as an undrafted free agent on Apr. 30, 2019

## COLLEGE

- ✦ Played in 49 games (38 starts) in four seasons at Tulane (2014-18)
- ✦ Opened games at four different positions on the offensive line throughout his career (15 starts at right tackle, 13 at right guard, nine at center, one at left tackle)
- ✦ Started all 13 games at right guard as a senior in 2018, blocking for a Tulane offense that ranked No. 5 in the American Athletic Conference in rushing (218.2 ypg)
- ✦ Started his only career bowl game vs. Louisiana in the AutoNation Cure Bowl (Dec. 15)
- ✦ Started 11 games at right tackle and one game at left tackle as a junior in 2017
- ✦ Part of a Green Wave offense that averaged 231.5 rushing yards per game, good for No. 4 in the AAC
- ✦ Started all 12 games as a sophomore in 2016, opening the first three games at right tackle before moving to center for the final nine games
- ✦ Part of a line that allowed the fewest sacks in the AAC (21) and ranked No. 4 in the conference in rushing (228.1 ypg)
- ✦ Played in all 12 games (one start) as a redshirt freshman in 2015, also seeing action as the team's long snapper on special teams
- ✦ Earned an undergraduate degree in finance in three years and earned an MBA

## PERSONAL

- ✦ Earned first-team all-district honors three times at Holy Savior Menard Central High (Alexandria, La.), contributing to an Eagles team that posted a 32-13 record during his tenure, including a District 3-2A title as a freshman
- ✦ Earned All-Central Louisiana honors as a junior and senior
- ✦ Three-year letterman in baseball, earning all-district and All-Central Louisiana honors
- ✦ Three-year letterman in basketball
- ✦ Full name: John Wagner Leglue
- ✦ Born in Alexandria, La.

## JOHN LEGLUE'S NFL REGULAR SEASON STATISTICS

DATE	TEAM	GP	GS
2019	Saints	0	0
Went from <b>New Orleans</b> to <b>Green Bay</b> .			
2019	Packers	0	0
2019	TOTAL	0	0
2021	Steelers	6	5
<b>NFL TOTALS</b>		<b>6</b>	<b>5</b>

## JOHN LEGLUE'S NFL POSTSEASON STATISTICS

DATE	TEAM	GP	GS
2019	Packers	0	0
2021	Steelers	1	1
<b>NFL TOTALS</b>		<b>1</b>	<b>1</b>

## 2021 GAME-BY-GAME REGULAR-SEASON STATISTICS (STEELERS)

DATE	OPPONENT	P/S		W/L/T	SCORE
09/12	at Bills		PRACTICE SQUAD	W	23-16
09/19	Raiders		PRACTICE SQUAD	L	17-26
09/26	Bengals		PRACTICE SQUAD	L	10-24
10/03	at Packers		PRACTICE SQUAD	L	17-27
10/10	Broncos		PRACTICE SQUAD	W	27-19
10/17	Seahawks		PRACTICE SQUAD	W	23-20+
10/31	at Browns		PRACTICE SQUAD	W	15-10
11/08	Bears		PRACTICE SQUAD	W	29-27
11/14	Lions		PRACTICE SQUAD	T	16-16
11/21	at Chargers		PRACTICE SQUAD	L	37-41
11/28	at Bengals		DID NOT PLAY (NON-INJURY)	L	10-41
12/05	Ravens	P		W	20-19
12/09	at Vikings	S		L	28-36
12/19	Titans	S		W	19-13
12/26	at Chiefs	S		L	10-36
01/03	Browns	S		W	26-14
01/09	at Ravens	S		W	16-13+
<b>2021 TOTALS</b>		<b>6-5</b>		<b>9-7-1</b>	


+ - Overtime

## 2021 GAME-BY-GAME POSTSEASON STATISTICS (STEELERS)

DATE	OPPONENT	P/S		W/L	SCORE
01/16	at Chiefs	S		L	21-42
<b>2021 TOTALS</b>		<b>1-1</b>		<b>0-1</b>	

## 2019 GAME-BY-GAME POSTSEASON STATISTICS (PACKERS)

DATE	OPPONENT	P/S		W/L	SCORE
01/12	Seahawks		INACTIVE	W	28-23
01/19	at 49ers		INACTIVE	L	20-37
<b>2019 TOTALS</b>		<b>0-0</b>		<b>1-1</b>	



92

**ISAIAHH LOUDERMILK**

DEFENSIVE END

HEIGHT: 6-7

WEIGHT: 293

COLLEGE: Wisconsin

BORN: October 10, 1997

BIRTHPLACE: Howard, KS

HOW ACQUIRED: 05 21

NFL EXPERIENCE: 2nd year

## PRO CAREER

- ✦ Has played in 15 career games (two starts)
- ✦ Registered 23 tackles (16 solo), 1.0 sack and three passes defended
- ✦ Made NFL debut in Week 2 of 2021 (vs. Las Vegas)
- ✦ Made NFL starting debut in Week 16 of 2021 (at Kansas City)

## 2021 (STEELERS)

- ✦ Registered his first NFL sack, taking down Baker Mayfield in Week 8 at Cleveland
- ✦ Registered a career-high six tackles at Kansas City in Week 15

## TRANSACTIONS

- ✦ Signed a four-year contract with Pittsburgh on May 15, 2021
- ✦ Drafted by the Steelers in the fifth round (156th overall) in the 2021 NFL Draft

## COLLEGE

- ✦ Played in 40 games (26 starts) at defensive end for Wisconsin (2016-20)
- ✦ Recorded 63 tackles, 11.5 tackles for loss, 7.5 sacks, two forced fumbles and nine pass breakups
- ✦ Graduated in December 2019 with bachelor's degree in personal finance
- ✦ Named All-Big Ten third team (media) and All-Big Ten honorable mention (coaches) in 2020
- ✦ Selected to participate in the 2021 East-West Shrine Bowl
- ✦ Played in all six games (six starts) at defensive end in 2020; recorded 13 tackles, nine solo stops, 2.5 tackles for loss and 2.0 sacks
- ✦ Started 14 games at defensive end in 2019; recorded 24 tackles, including 5.0 tackles for loss and 3.0 sacks, forced two fumbles and batted down five passes
- ✦ Set a career high with five tackles vs. Ohio State in 2019 Big Ten Football Championship Game, also recording 1.0 sack and forcing a fumble

## PERSONAL

- ✦ Three-star prospect by 247 Sports, ESPN and Rivals
- ✦ First-team all-state in 8-man football by Kansas Football Coaches Association and Wichita Eagle as a senior; recorded 97 tackles, 2.0 sacks and two interceptions along with five TD receptions
- ✦ Helped 10-1 West Elk earn its first-ever playoff win as a senior
- ✦ First-team All-South Central Border League as a sophomore, junior and senior
- ✦ Three-time all-district and all-area selection
- ✦ Finished career with 267 tackles, 22.0 sacks and three interceptions on defense and registered eight TD receptions on offense
- ✦ Two-year team MVP
- ✦ First-team all-state in basketball by Kansas Basketball Coaches Association as a junior, averaging 19.2 points, 14.7 rebounds and 5.5 blocks per game
- ✦ Three-time All-SCBL in basketball
- ✦ Also competed in baseball and track and field, winning conference title in shot put as a junior
- ✦ Parents are Stacy Howell and Carteze Loudermilk
- ✦ Father played basketball at Independence Community College and Creighton.

## ISAIAHH LOUDERMILK'S NFL REGULAR SEASON DEFENSIVE STATISTICS

DATE	TEAM	GP	GS	TACKLES						INTERCEPTIONS				O. FUMB				ST				MISC				
				TK	S	A	TFL	YDS	SK	YDS	QBH	NO	YDS	LG	TD	PD	FF	FR	TD	YDS	TK	S	A	FF	FR	S
2021	Steelers	15	2	23	16	7	0	0	1.0	0.0	0	0	0	0	3	0	0	0	0	0	0	0	0	0	0	0
NFL TOTALS		15	2	23	16	7	0	0	1.0	0.0	0	0	0	0	3	0	0	0	0	0	0	0	0	0	0	0

## ISAIAHH LOUDERMILK'S NFL POSTSEASON DEFENSIVE STATISTICS

DATE	TEAM	GP	GS	TACKLES						INTERCEPTIONS				O. FUMB				ST				MISC				
				TK	S	A	TFL	YDS	SK	YDS	QBH	NO	YDS	LG	TD	PD	FF	FR	TD	YDS	TK	S	A	FF	FR	S
2021	Steelers	1	0	3	1	2	0	0	0.0	0.0	0	0	0	0	0	0	0	0	0	0	0	0	0	0	0	0
NFL TOTALS		1	0	3	1	2	0	0	0.0	0.0	0	0	0	0	0	0	0	0	0	0	0	0	0	0	0	0

## SINGLE-GAME HIGHS: DEFENSIVE

Total Tackles 6 at Kansas City Chiefs, Dec 26, 2021  
4 vs. Tennessee Titans, Dec 19, 2021

Solo Tackles 4 vs. Tennessee Titans, Dec 19, 2021  
3 at Kansas City Chiefs, Dec 26, 2021

Sacks 1.0 at Cleveland Browns, Oct 31, 2021

Passes Defended 1 vs. Cleveland Browns, Jan 03, 2022  
1 at Cincinnati Bengals, Nov 28, 2021  
...1 more at 1.

SINGLE-GAME HIGHS - POSTSEASON: DEFENSIVE

Total Tackles 3 at Kansas City Chiefs, Jan 16, 2022

Solo Tackles 1 at Kansas City Chiefs, Jan 16, 2022


2021 GAME-BY-GAME REGULAR-SEASON STATISTICS (STEELERS)

DATE	OPPONENT	P/S	TACKLES											INTERCEPTIONS					O. FUMB			ST				MISC		SCORE
			TK	S	A	SK	YDS	TFL	YDS	QBH	NO	YDS	LG	TD	PD	FF	FR	TD	YDS	TK	S	A	FF	FR	S	A	W/L	
09/12	at Bills																									W	23-16	
09/19	Raiders	P	1	0	1	0.0	0.0	0	0	0	0	0	0	0	0	0	0	0	0	0	0	0	0	0	0	L	17-26	
09/26	Bengals	P	1	1	0	0.0	0.0	0	0	0	0	0	0	0	0	0	0	0	0	0	0	0	0	0	0	L	10-24	
10/03	at Packers	P	0	0	0	0.0	0.0	0	0	0	0	0	0	0	0	0	0	0	0	0	0	0	0	0	0	L	17-27	
10/10	Broncos	P	0	0	0	0.0	0.0	0	0	0	0	0	0	0	0	0	0	0	0	0	0	0	0	0	0	W	27-19	
10/17	Seahawks	P	1	1	0	0.0	0.0	0	0	0	0	0	0	0	0	0	0	0	0	0	0	0	0	0	0	W	23-20+	
10/31	at Browns	P	2	2	0	1.0	0.0	0	0	0	0	0	0	0	0	0	0	0	0	0	0	0	0	0	0	W	15-10	
11/08	Bears	P	0	0	0	0.0	0.0	0	0	0	0	0	0	0	0	0	0	0	0	0	0	0	0	0	0	W	29-27	
11/14	Lions	P	2	2	0	0.0	0.0	0	0	0	0	0	0	0	0	0	0	0	0	0	0	0	0	0	0	T	16-16	
11/21	at Chargers																								L	37-41		
11/28	at Bengals																								L	10-41		
12/05	Ravens	P	1	1	0	0.0	0.0	0	0	0	0	0	0	0	0	0	0	0	0	0	0	0	0	0	0	W	20-19	
12/09	at Vikings	P	2	1	1	0.0	0.0	0	0	0	0	0	0	0	0	0	0	0	0	0	0	0	0	0	0	L	28-36	
12/19	Titans	P	4	4	0	0.0	0.0	0	0	0	0	0	0	0	0	0	0	0	0	0	0	0	0	0	0	W	19-13	
12/26	at Chiefs	S	6	3	3	0.0	0.0	0	0	0	0	0	0	0	0	0	0	0	0	0	0	0	0	0	0	L	10-36	
01/03	Browns	S	1	0	1	0.0	0.0	0	0	0	0	0	0	0	0	1	0	0	0	0	0	0	0	0	0	W	26-14	
01/09	at Ravens	P	1	1	0	0.0	0.0	0	0	0	0	0	0	0	0	0	0	0	0	0	0	0	0	0	0	W	16-13+	
<b>2021 TOTALS</b>			<b>15-2</b>																								<b>9-7-1</b>	

+ - Overtime

2021 GAME-BY-GAME POSTSEASON STATISTICS (STEELERS)

DATE	OPPONENT	P/S	TACKLES											INTERCEPTIONS					O. FUMB			ST				MISC		SCORE
			TK	S	A	SK	YDS	TFL	YDS	QBH	NO	YDS	LG	TD	PD	FF	FR	TD	YDS	TK	S	A	FF	FR	S	A	W/L	
01/16	at Chiefs	P	3	1	2	0.0	0.0	0	0	0	0	0	0	0	0	0	0	0	0	0	0	0	0	0	0	L	21-42	
<b>2021 TOTALS</b>			<b>1-0</b>																									




35

(line-LFT)

## ARTHUR MAULET

CORNERBACK



**HEIGHT:** 5-10

**WEIGHT:** 190

**COLLEGE:** Memphis

**BORN:** July 13, 1993

**BIRTHPLACE:** New Orleans, LA

**HOW ACQUIRED:** FA <sup>21</sup>

**NFL EXPERIENCE:** 6th year

### PRO CAREER

- ✦ Has played in 50 games (14 starts) over his five-year NFL career (Saints, 2017-18; Colts 2018; Jets, 2019-20; Steelers 2021)
- ✦ Has registered 115 tackles (87 solo), eight passes defended, 10 tackles for loss, two interceptions, three quarterback hits, and 1.0 sack
- ✦ Has recorded nine tackles (seven solo) and one fumble recovery on special teams
- ✦ Appeared in two postseason games with New Orleans on special teams and spent time on the practice squad for two more
- ✦ Made NFL debut in Week 3 of 2017 (at Carolina)
- ✦ Made NFL starting debut in Week 5 of 2018 (at New England)

#### 2021 (STEELERS)

- ✦ Played in 16 games (two starts)
- ✦ Registered 46 tackles, 37 solo stops, one pass defended, two quarterback hits and one forced fumble
- ✦ Recorded his first defensive forced fumble Week 1 vs. Tennessee

#### 2020 (JETS)

- ✦ Played in 11 games (five starts)
- ✦ Registered 23 tackles, 19 solo stops, five passes defended, 1.0 sack, one quarterback hit and one interception
- ✦ Recorded six tackles, four solo stops, on special teams

#### 2019 (JETS)

- ✦ Appeared in a single-season high 12 games (six starts)
- ✦ Each of his six starts came over the final eight weeks of the season
- ✦ Spent two weeks on the practice squad
- ✦ Registered a single-season best 41 tackles, while also recording the first interception and two passes defended of his career
- ✦ Registered 28 tackles over the final six weeks of the season, which ranked tied for the ninth most among all corners despite playing only four of those games
- ✦ Added a single-season best four special teams tackles and contributed to a franchise record 43 non-offensive points scored with a fumble recovery in the endzone on special teams

#### 2018 (SAINTS)

- ✦ Appeared in six games (one start) for New Orleans and Indianapolis after opening the season with the Saints and later joined the Colts active roster
- ✦ Returned to New Orleans in Week 13 and spent the final five weeks and both postseason contests on the practice squad
- ✦ Registered nine tackles on defense

#### 2017 (SAINTS)

- ✦ A member of the practice squad for 11 of the first 12 weeks of the season, joining the active roster for the final five regular season contests and both playoff games
- ✦ Saw action on special teams, recording one tackle

### TRANSACTIONS

- ✦ Signed a two-year contract extension with Pittsburgh on March 12, 2022
- ✦ Signed a one-year contract with Pittsburgh on May 7, 2021
- ✦ Signed a one-year contract with N.Y. Jets on Mar. 20, 2020
- ✦ Promoted to the Jets active roster on Oct. 30, 2019
- ✦ Signed to the N.Y. Jets practice squad on Oct. 18, 2019
- ✦ Waived by the Jets on Oct. 15, 2019
- ✦ Signed a reserve/future contract with the N.Y. Jets on Jan. 29, 2019
- ✦ Signed to the New Orleans practice squad on Nov. 26, 2018
- ✦ Waived by Indianapolis on Nov. 20, 2018
- ✦ Claimed off waivers by Indianapolis on Sept. 24, 2018
- ✦ Waived by the Saints on Sept. 21, 2018
- ✦ Promoted to the New Orleans active roster on Dec. 3, 2017
- ✦ Signed to the Saints practice squad on Sept. 26, 2017
- ✦ Waived by New Orleans on Sept. 2, 2017
- ✦ Signed with the Saints as an undrafted free agent on Apr. 30, 2017

## COLLEGE

- ✦ Played two seasons for Memphis (2015-16) after transferring from Copiah-Lincoln Community College
- ✦ Played in all 26 games of his Tigers' career (21 starts)
- ✦ Recorded 111 tackles (92 solo), 22 pass breakups, 7.5 tackles for loss, 4.5 sacks, four interceptions, one fumble recovery and two forced fumbles
- ✦ Member of consecutive bowl teams at Memphis (2015 Birmingham Bowl, 2016 Boca Raton Bowl)
- ✦ Helped program achieve its highest AP Ranking (15th) in his first year with the school in 2015
- ✦ Named the Tigers' DeAngelo Williams Most Valuable Player as a senior in 2016
- ✦ Started all 13 games in the defensive backfield in 2016
- ✦ Fifth-leading tackler on the Tigers with 73 tackles (57 solo), including 7.5 tackles for loss and 4.5 sacks
- ✦ Recorded a team-high 13 pass breakups to go along with two interceptions (tied for team-high honors) and two forced fumbles
- ✦ Member of consecutive bowl teams at Memphis (2015 Birmingham Bowl) and Western Kentucky (11)
- ✦ The 11 total tackles and eight solo stops vs. Western Kentucky in the Boca Raton Bowl were career highs (also collected career bests with 3.5 tackles for loss and 3.0 sacks vs. the Hilltoppers)
- ✦ Registered a career-high four pass breakups and six tackles in the upset win over No. 18/21 Houston
- ✦ Played two seasons at Copiah-Lincoln Community College (2013-14)
- ✦ 2014 Mississippi Association of Community and Junior Colleges (MACJC) All-State second team selection
- ✦ Led the National Junior College Athletic Association (NJCAA) with 20 pass breakups in 2014

## PERSONAL

- ✦ Played at Bonabel High School
- ✦ Earned New Orleans Times-Picayune Metro All-District 8-5A honors his junior and senior seasons (2010, 2011)
- ✦ Named to the 2010 all-district squad at defensive back and the 2011 all-district team at punter
- ✦ Also played soccer and basketball for the Bruins
- ✦ Earned all-state honors in soccer
- ✦ Son of Donald Cox
- ✦ Born in New Orleans
- ✦ Has four younger siblings: Juan, Kawanda, Henry and Bri

## ARTHUR MAULET'S NFL REGULAR SEASON DEFENSIVE STATISTICS

DATE	TEAM	GP	GS	TACKLES							INTERCEPTIONS				O. FUMB			ST			MISC					
				TK	S	A	TFL	YDS	SK	YDS	QBH	NO	YDS	LG	TD	PD	FF	FR	TD	YDS	TK	S	A	FF	FR	S
2017	Saints	6	0	0	0	0	0	0	0.0	0.0	0	0	0	0	0	0	0	0	0	1	1	0	0	0	0	0
2018	Colts	5	1	9	6	3	0	0	0.0	0.0	0	0	0	0	0	0	0	0	0	0	0	0	0	0	0	0
2019	Jets	12	6	37	25	12	5	11	0.0	0.0	0	1	13	13	0	2	0	0	1	0	1	1	0	0	1	0
2020	Jets	11	5	23	19	4	0	0	1.0	3.0	1	1	20	20	0	5	0	0	0	0	6	4	2	0	0	0
2021	Steelers	16	2	46	37	9	5	15	0.0	0.0	2	0	0	0	0	1	1	0	0	0	1	1	0	0	0	
<b>NFL TOTALS</b>		<b>50</b>	<b>14</b>	<b>115</b>	<b>87</b>	<b>28</b>	<b>10</b>	<b>26</b>	<b>1.0</b>	<b>3.0</b>	<b>3</b>	<b>2</b>	<b>33</b>	<b>20</b>	<b>0</b>	<b>8</b>	<b>1</b>	<b>0</b>	<b>1</b>	<b>0</b>	<b>9</b>	<b>7</b>	<b>2</b>	<b>0</b>	<b>1</b>	<b>0</b>

## ARTHUR MAULET'S NFL POSTSEASON DEFENSIVE STATISTICS

DATE	TEAM	GP	GS	TACKLES							INTERCEPTIONS				O. FUMB			ST			MISC					
				TK	S	A	TFL	YDS	SK	YDS	QBH	NO	YDS	LG	TD	PD	FF	FR	TD	YDS	TK	S	A	FF	FR	S
2017	Saints	2	0	0	0	0	0	0	0.0	0.0	0	0	0	0	0	0	0	0	0	0	0	0	0	0	0	0
2021	Steelers	1	0	0	0	0	0	0	0.0	0.0	0	0	0	0	0	0	0	0	0	1	0	1	0	0	0	0
<b>NFL TOTALS</b>		<b>3</b>	<b>0</b>	<b>0</b>	<b>0</b>	<b>0</b>	<b>0</b>	<b>0</b>	<b>0.0</b>	<b>0.0</b>	<b>0</b>	<b>0</b>	<b>0</b>	<b>0</b>	<b>0</b>	<b>0</b>	<b>0</b>	<b>0</b>	<b>0</b>	<b>1</b>	<b>0</b>	<b>1</b>	<b>0</b>	<b>0</b>	<b>0</b>	<b>0</b>

## SINGLE-GAME HIGHS: DEFENSIVE

Total Tackles	8 vs. Pittsburgh Steelers, Dec 22, 2019 7 at Buffalo Bills, Dec 29, 2019 ...1 more at 7.	Interceptions	1 vs. Las Vegas Raiders, Dec 06, 2020 1 at Buffalo Bills, Dec 29, 2019
Solo Tackles	6 at Buffalo Bills, Dec 29, 2019 5 vs. Tennessee Titans, Dec 19, 2021 ...2 more at 5.	Interception Return Yards	20 vs. Las Vegas Raiders, Dec 06, 2020 13 at Buffalo Bills, Dec 29, 2019
Passes Defensed	3 vs. Cleveland Browns, Dec 27, 2020 1 vs. Denver Broncos, Oct 10, 2021 ...4 more at 1.	Special Teams Tackles	2 at Seattle Seahawks, Dec 13, 2020 1 at Buffalo Bills, Sep 12, 2021 ...6 more at 1.
Forced Fumbles	1 vs. Tennessee Titans, Dec 19, 2021	Special Teams Fumble Recoveries	1 at New England Patriots, Sep 22, 2019
Tackles For Loss	3 vs. Oakland Raiders, Nov 24, 2019 2 at Green Bay Packers, Oct 03, 2021 ...1 more at 2.		

## SINGLE-GAME HIGHS - POSTSEASON: DEFENSIVE

Special Teams Tackles	1 at Kansas City Chiefs, Jan 16, 2022
-----------------------	---------------------------------------

## 2021 GAME-BY-GAME REGULAR-SEASON STATISTICS (STEELERS)

DATE	OPPONENT	P/S	TACKLES							INTERCEPTIONS				O. FUMB				ST				MISC		W/L	SCORE		
			TK	S	A	SK	YDS	TFL	YDS	QBH	NO	YDS	LG	TD	PD	FF	FR	TD	YDS	TK	S	A	FF			FR	S
09/12	at Bills	P	2	1	1	0.0	0.0	0	0	0	0	0	0	0	0	0	0	0	1	1	0	0	0	0	0	W	23-16
09/19	Raiders	P	0	0	0	0.0	0.0	0	0	0	0	0	0	0	0	0	0	0	0	0	0	0	0	0	0	L	17-26
09/26	Bengals	P	2	2	0	0.0	0.0	1	2	0	0	0	0	0	0	0	0	0	0	0	0	0	0	0	0	L	10-24
10/03	at Packers	P	4	3	1	0.0	0.0	2	5	0	0	0	0	0	0	0	0	0	0	0	0	0	0	0	0	L	17-27
10/10	Broncos	S	2	1	1	0.0	0.0	0	0	0	0	0	0	0	1	0	0	0	0	0	0	0	0	0	0	W	27-19
10/17	Seahawks	P	3	3	0	0.0	0.0	1	3	0	0	0	0	0	0	0	0	0	0	0	0	0	0	0	0	W	23-20+
10/31	at Browns	P	4	3	1	0.0	0.0	0	0	0	0	0	0	0	0	0	0	0	0	0	0	0	0	0	0	W	15-10
11/08	Bears	P	4	4	0	0.0	0.0	0	0	0	0	0	0	0	0	0	0	0	0	0	0	0	0	0	0	W	29-27
11/14	Lions	P	0	0	0	0.0	0.0	0	0	0	0	0	0	0	0	0	0	0	0	0	0	0	0	0	0	T	16-16
11/21	at Chargers	P	3	3	0	0.0	0.0	0	0	1	0	0	0	0	0	0	0	0	0	0	0	0	0	0	0	L	37-41
11/28	at Bengals	P	6	3	3	0.0	0.0	0	0	0	0	0	0	0	0	0	0	0	0	0	0	0	0	0	0	L	10-41
12/05	Ravens	P	2	1	1	0.0	0.0	0	0	0	0	0	0	0	0	0	0	0	0	0	0	0	0	0	0	W	20-19
12/09	at Vikings	P	1	1	0	0.0	0.0	0	0	0	0	0	0	0	0	0	0	0	0	0	0	0	0	0	0	L	28-36
12/19	Titans	P	5	5	0	0.0	0.0	0	0	0	0	0	0	0	1	0	0	0	0	0	0	0	0	0	0	W	19-13
12/26	at Chiefs	S	4	3	1	0.0	0.0	0	0	0	0	0	0	0	0	0	0	0	0	0	0	0	0	0	0	L	10-36
01/03	Browns	P																								W	26-14
01/09	at Ravens	P	4	4	0	0.0	0.0	1	5	1	0	0	0	0	0	0	0	0	0	0	0	0	0	0	0	W	16-13+
2021 TOTALS		16-2	46	37	9	0.0	0.0	5	15	2	0	0	0	0	1	1	0	0	0	0	0	0	0	0	0	9-7-1	

+ - Overtime


## 2021 GAME-BY-GAME POSTSEASON STATISTICS (STEELERS)

DATE	OPPONENT	P/S	TACKLES							INTERCEPTIONS				O. FUMB				ST				MISC		W/L	SCORE			
			TK	S	A	SK	YDS	TFL	YDS	QBH	NO	YDS	LG	TD	PD	FF	FR	TD	YDS	TK	S	A	FF			FR	S	A
01/16	at Chiefs	P	0	0	0	0.0	0.0	0	0	0	0	0	0	0	0	0	0	0	1	0	1	0	0	0	0	0	L	21-42
2021 TOTALS		1-0	0	0	0	0.0	0.0	0	0	0	0	0	0	0	0	0	0	0	1	0	1	0	0	0	0	0	0-1	

## 2017 GAME-BY-GAME POSTSEASON STATISTICS (SAINTS)

DATE	OPPONENT	P/S	TACKLES							INTERCEPTIONS				O. FUMB				ST				MISC		W/L	SCORE			
			TK	S	A	SK	YDS	TFL	YDS	QBH	NO	YDS	LG	TD	PD	FF	FR	TD	YDS	TK	S	A	FF			FR	S	A
01/07	Panthers	P	0	0	0	0.0	0.0	0	0	0	0	0	0	0	0	0	0	0	0	0	0	0	0	0	0	0	W	31-26
01/14	at Vikings	P	0	0	0	0.0	0.0	0	0	0	0	0	0	0	0	0	0	0	0	0	0	0	0	0	0	0	L	24-29
2017 TOTALS		2-0	0	0	0	0.0	0.0	0	0	0	0	0	0	0	0	0	0	0	0	0	0	0	0	0	0	0	1-1	





26

## ANTHONY MCFARLAND JR.

RUNNING BACK

**HEIGHT:** 5-8

**WEIGHT:** 193

**COLLEGE:** Maryland

**BORN:** March 4, 1999

**BIRTHPLACE:** Hyattsville, MD

**HOW ACQUIRED:** D4a '20

**NFL EXPERIENCE:** 3rd year

### PRO CAREER

- ✦ Played in 13 games (no starts) in his career
- ✦ Has rushed for 116 yards on 36 carries (3.2 yards per rush)
- ✦ Has caught seven passes for 65 yards
- ✦ Made NFL debut in Week 3 of 2020 (vs. Houston)

#### 2021 (STEELERS)

- ✦ Played his first game of 2021 after returning from the Reserve/Injured list in Week 8 and rushed once
- ✦ Saw action Week 12, rushed twice for two yards and added one reception for 11 yards

#### 2020 (STEELERS)

- ✦ Played in 11 regular-season games (no starts)
- ✦ Rushed for 113 yards on 33 carries (3.4 yards per carry) and added six receptions for 54 yards
- ✦ Ran for a career-best 42 yards on six carries in Week 3 vs. Houston

### TRANSACTIONS

- ✦ Signed a four-year contract with Pittsburgh on July 25, 2020
- ✦ Drafted by the Steelers in the fourth round (124th overall) of the 2020 NFL Draft

### COLLEGE

- ✦ Two-year letterwinner at Maryland (2018-19)
- ✦ Finished his Maryland career third in school history with 6.7 yards per rush
- ✦ Ninth in Maryland history with six 100-yard rushing games
- ✦ 21st in Maryland history with 1,648 career rushing yards
- ✦ 2019 Maxwell Award Watch List
- ✦ 2019 Doak Walker Award Candidate
- ✦ 2019 Phil Steele Preseason All-Big Ten Second Team
- ✦ 2018 FWAA Freshman All-American
- ✦ 2018 All-Big Ten Second Team (Media)
- ✦ 2018 All-Big Ten Third Team (Coaches)
- ✦ 2018 Associated Press All-Big Ten Second Team
- ✦ 2018 Phil Steele All-Big Ten Second Team
- ✦ Big Ten Freshman of the Week (9/24/18, 11/19/18)
- ✦ Set the Maryland record for single-season rushing yards by a freshman (1,034)

### PERSONAL

- ✦ Attended DeMatha Catholic HS (Hyattsville, Md.)
- ✦ Consensus 4-star recruit according to all major recruiting databases
- ✦ Rated the third-best running back nationally and second-best player in the state of Maryland by 247 Sports and Rivals
- ✦ 2016 Under Armour All-American
- ✦ Missed senior season due to injury
- ✦ 2015 Second Team Washington Post All-Metro
- ✦ Ran for 527 yards and eight TDs (8.5 yards/carry) as a junior, while also catching 25 passes for 386 yards and four TDs
- ✦ 2014 Honorable Mention Washington Post All-Metro
- ✦ Rushed for 1,124 yards (10.1 yards/carry) as a sophomore, in addition to catching 15 passes for 312 yards and 12 TDs

#### ANTHONY MCFARLAND JR.'S NFL REGULAR SEASON RUSHING/RECEIVING STATISTICS

DATE	TEAM	RUSHING							RECEIVING				
		GP	GS	NO.	YDS.	AVG.	LG	TD	NO.	YDS.	AVG.	LG	TD
2020	Steelers	11	0	33	113	3.4	20	0	6	54	9.0	17	0
2021	Steelers	2	0	3	3	1.0	3	0	1	11	11.0	11	0
<b>NFL TOTALS</b>		<b>13</b>	<b>0</b>	<b>36</b>	<b>116</b>	<b>3.2</b>	<b>20</b>	<b>0</b>	<b>7</b>	<b>65</b>	<b>9.3</b>	<b>17</b>	<b>0</b>

#### ANTHONY MCFARLAND JR.'S NFL POSTSEASON RUSHING/RECEIVING STATISTICS

DATE	TEAM	RUSHING							RECEIVING				
		GP	GS	NO.	YDS.	AVG.	LG	TD	NO.	YDS.	AVG.	LG	TD
2020	Steelers	0	0	0	0	0.0	0	0	0	0	0.0	0	0
2021	Steelers	0	0	0	0	0.0	0	0	0	0	0.0	0	0
<b>NFL TOTALS</b>		<b>0</b>	<b>0</b>	<b>0</b>	<b>0</b>	<b>0.0</b>	<b>0</b>	<b>0</b>	<b>0</b>	<b>0</b>	<b>0.0</b>	<b>0</b>	<b>0</b>

## ANTHONY MCFARLAND JR.'S NFL REGULAR SEASON RETURN STATISTICS

DATE	TEAM	KICKOFF RETURNS					PUNT RETURNS					
		RET.	YDS.	AVG.	LG	TD	NO.	FC	YDS.	AVG.	LG	TD
2020	Steelers	0	0	0.0	0	0	0	0	0	0.0	0	0
2021	Steelers	3	73	24.3	25	0	0	0	0	0.0	0	0
NFL TOTALS		3	73	24.3	25	0	0	0	0	0.0	0	0

## ANTHONY MCFARLAND JR.'S NFL POSTSEASON RETURN STATISTICS

DATE	TEAM	KICKOFF RETURNS					PUNT RETURNS					
		RET.	YDS.	AVG.	LG	TD	NO.	FC	YDS.	AVG.	LG	TD
2020	Steelers	0	0	0.0	0	0	0	0	0	0.0	0	0
2021	Steelers	0	0	0.0	0	0	0	0	0	0.0	0	0
NFL TOTALS		0	0	0.0	0	0	0	0	0	0.0	0	0

## SINGLE-GAME HIGHS: RUSHING/RECEIVING

Rush Attempts	6 vs. Houston Texans, Sep 27, 2020 5 at Cleveland Browns, Jan 03, 2021	All-Purpose Yards	86 at Cincinnati Bengals, Nov 28, 2021 49 vs. Houston Texans, Sep 27, 2020
Rushing Yards	42 vs. Houston Texans, Sep 27, 2020 17 at Cleveland Browns, Jan 03, 2021	Kickoff Returns	3 at Cincinnati Bengals, Nov 28, 2021
Longest Runs	20 vs. Houston Texans, Sep 27, 2020 11 vs. Houston Texans, Sep 27, 2020 2 at Dallas Cowboys, Nov 08, 2020 1 at Cincinnati Bengals, Nov 28, 2021 ...4 more at 1.	Kickoff Return Yards	73 at Cincinnati Bengals, Nov 28, 2021
Receptions	17 vs. Baltimore Ravens, Dec 02, 2020 15 at Dallas Cowboys, Nov 08, 2020	Longest Kickoff Return	25 at Cincinnati Bengals, Nov 28, 2021 24 at Cincinnati Bengals, Nov 28, 2021 ...1 more at 24.
Receiving Yards	17 vs. Baltimore Ravens, Dec 02, 2020 15 at Dallas Cowboys, Nov 08, 2020	Kickoff Return Average	24.3 at Cincinnati Bengals, Nov 28, 2021
Longest Receptions	17 vs. Baltimore Ravens, Dec 02, 2020 11 at Cincinnati Bengals, Nov 28, 2021		

## 2021 GAME-BY-GAME REGULAR-SEASON STATISTICS (STEELERS)

DATE	OPPONENT	P/S	RUSHING					RECEIVING					W/L/T	SCORE
			NO.	YDS.	AVG.	LG	TD	NO.	YDS.	AVG.	LG	TD		
09/12	at Bills												W	23-16
09/19	Raiders												L	17-26
09/26	Bengals												L	10-24
10/03	at Packers												L	17-27
10/10	Broncos												W	27-19
10/17	Seahawks												W	23-20+
10/31	at Browns	P	1	1	1.0	1	0	0	0	0.0	0	0	W	15-10
11/08	Bears												W	29-27
11/14	Lions												T	16-16
11/21	at Chargers												L	37-41
11/28	at Bengals	P	2	2	1.0	3	0	1	11	11.0	11	0	L	10-41
12/05	Ravens												W	20-19
12/09	at Vikings												L	28-36
12/19	Titans												W	19-13
12/26	at Chiefs												L	10-36
01/03	Browns												W	26-14
01/09	at Ravens												W	16-13+
2021 TOTALS		2-0	3	3	1.0	3	0	1	11	11.0	11	0	9-7-1	

+ - Overtime

## 2021 GAME-BY-GAME POSTSEASON STATISTICS (STEELERS)

DATE	OPPONENT	P/S	RUSHING					RECEIVING					W/L	SCORE
			NO.	YDS.	AVG.	LG	TD	NO.	YDS.	AVG.	LG	TD		
01/16	at Chiefs												L	21-42
2021 TOTALS		0-0	0	0	0.0	0	0	0	0	0.0	0	0	0-1	

## 2020 GAME-BY-GAME POSTSEASON STATISTICS (STEELERS)

DATE	OPPONENT	P/S	RUSHING					RECEIVING					W/L	SCORE
			NO.	YDS.	AVG.	LG	TD	NO.	YDS.	AVG.	LG	TD		
01/10	Browns												L	37-48
2020 TOTALS		0-0	0	0	0.0	0	0	0	0	0.0	0	0	0-1	



33

## JEREMY MCNICHOLS

RUNNING BACK

HEIGHT: 5-9

WEIGHT: 205

COLLEGE: Boise State

BORN: December 26, 1985

BIRTHPLACE: Santa Margarita, Calif.

HOW ACQUIRED: FA '20

NFL EXPERIENCE: 2nd year

## REGULAR SEASON COMPARISON: RECEIVING - JACKSONVILLE JAGUARS

DATE	OPP	W/L	GP/GS	REC	YDS.	AVG.	TD	LG	TGTS	YAC	
12/13/20	TEN @ JAX	W	P	1	0	0.0	0	0	1	6	
10/10/21	TEN @ JAX	W	P	2	26	13.0	0	25	2	26	
12/12/21	TEN vs. JAX	W	P	0	0	0	0	0	1	0	
TOTALS			3/0	3/0	3	26	8.7	0	25	4	32

## JEREMY MCNICHOLS' NFL REGULAR SEASON RUSHING/RECEIVING STATISTICS

DATE	TEAM	RUSHING								RECEIVING				
		GP	GS	NO.	YDS.	AVG.	LG	TD	NO.	YDS.	AVG.	LG	TD	
2017	49ers	2	0	0	0	0.0	0	0	0	0	0	0.0	0	0
2018	Colts	1	0	2	4	2.0	7	0	0	0	0.0	0	0	0
Went from Indianapolis to Tennessee.														
2018	Titans	0	0	0	0	0.0	0	0	0	0	0.0	0	0	0
2018	TOTAL	1	0	2	4	2.0	7	0	0	0	0.0	0	0	0
2020	Titans	16	0	47	204	4.3	20	1	12	55	4.6	9	0	0
2021	Titans	14	0	41	156	3.8	14	0	28	240	8.6	27	1	1
NFL TOTALS		33	0	90	364	4.0	20	1	40	295	7.4	27	1	1

## JEREMY MCNICHOLS' NFL POSTSEASON RUSHING/RECEIVING STATISTICS

DATE	TEAM	RUSHING							RECEIVING					
		GP	GS	NO.	YDS.	AVG.	LG	TD	NO.	YDS.	AVG.	LG	TD	
2019	Titans	0	0	0	0	0.0	0	0	0	0	0.0	0	0	0
2020	Titans	1	0	1	4	4.0	4	0	0	0	0.0	0	0	0
2021	Titans	0	0	0	0	0.0	0	0	0	0	0.0	0	0	0
NFL TOTALS		1	0	1	4	4.0	4	0	0	0	0.0	0	0	0

## JEREMY MCNICHOLS' NFL REGULAR SEASON RETURN STATISTICS

DATE	TEAM	KICKOFF RETURNS						PUNT RETURNS					
		RET.	YDS.	AVG.	LG	TD	NO.	FC	YDS.	AVG.	LG	TD	
2017	49ers	0	0	0.0	0	0	0	0	0	0.0	0	0	0
2018	Colts	0	0	0.0	0	0	0	0	0	0.0	0	0	0
Went from Indianapolis to Tennessee.													
2018	Titans	0	0	0.0	0	0	0	0	0	0.0	0	0	0
2018	TOTAL	0	0	0.0	0	0	0	0	0	0.0	0	0	0
2020	Titans	0	0	0.0	0	0	0	0	0	0.0	0	0	0
2021	Titans	2	31	15.5	16	0	0	0	0	0.0	0	0	0
NFL TOTALS		2	31	15.5	16	0	0	0	0	0.0	0	0	0

## JEREMY MCNICHOLS' NFL POSTSEASON RETURN STATISTICS

DATE	TEAM	KICKOFF RETURNS						PUNT RETURNS					
		RET.	YDS.	AVG.	LG	TD	NO.	FC	YDS.	AVG.	LG	TD	
2019	Titans	0	0	0.0	0	0	0	0	0	0.0	0	0	0
2020	Titans	0	0	0.0	0	0	0	0	0	0.0	0	0	0
2021	Titans	0	0	0.0	0	0	0	0	0	0.0	0	0	0
NFL TOTALS		0	0	0.0	0	0	0	0	0	0.0	0	0	0

## SINGLE-GAME HIGHS: RUSHING/RECEIVING

Rush Attempts	11 at Jacksonville Jaguars, Dec 13, 2020 9 vs. Buffalo Bills, Oct 13, 2020	Longest Receptions	27 at New York Jets, Oct 03, 2021 25 at Jacksonville Jaguars, Oct 10, 2021
Rushing Yards	51 vs. Houston Texans, Oct 18, 2020 49 at Cincinnati Bengals, Nov 01, 2020	Receiving TDs	1 vs. Indianapolis Colts, Sep 26, 2021
Rushing Average	4.4 vs. San Francisco 49ers, Dec 23, 2021 3.4 at Los Angeles Rams, Nov 07, 2021	All-Purpose Yards	85 at New York Jets, Oct 03, 2021 62 vs. Houston Texans, Oct 18, 2020
Longest Runs	20 vs. Houston Texans, Oct 18, 2020 17 at Cincinnati Bengals, Nov 01, 2020 ...1 more at 17.	Kickoff Returns	2 vs. Indianapolis Colts, Sep 26, 2021
Rushing TDs	1 vs. Cleveland Browns, Dec 06, 2020	Kickoff Return Yards	31 vs. Indianapolis Colts, Sep 26, 2021
Receptions	8 at New York Jets, Oct 03, 2021 3 at Pittsburgh Steelers, Dec 19, 2021 ...5 more at 3.	Longest Kickoff Return	16 vs. Indianapolis Colts, Sep 26, 2021 15 vs. Indianapolis Colts, Sep 26, 2021
Receiving Yards	74 at New York Jets, Oct 03, 2021 33 at Indianapolis Colts, Oct 31, 2021	Special Teams Tackles	1 vs. Jacksonville Jaguars, Dec 24, 2017
Receiving Average	11.0 at Indianapolis Colts, Oct 31, 2021 9.3 at New York Jets, Oct 03, 2021	Most TDs	1 vs. Indianapolis Colts, Sep 26, 2021 1 vs. Cleveland Browns, Dec 06, 2020

## SINGLE-GAME HIGHS - POSTSEASON: RUSHING/RECEIVING

Rush Attempts	1 vs. Baltimore Ravens, Jan 10, 2021	Longest Runs	4 vs. Baltimore Ravens, Jan 10, 2021
Rushing Yards	4 vs. Baltimore Ravens, Jan 10, 2021	All-Purpose Yards	4 vs. Baltimore Ravens, Jan 10, 2021

## 2021 GAME-BY-GAME REGULAR-SEASON STATISTICS (TITANS)

DATE	OPPONENT	P/S	RUSHING					RECEIVING					W/L	SCORE
			NO.	YDS.	AVG.	LG	TD	NO.	YDS.	AVG.	LG	TD		
09/12	Cardinals	P	2	9	4.5	8	0	3	24	8.0	9	0	L	13-38
09/19	at Seahawks	P	1	3	3.0	3	0	3	26	8.7	12	0	W	33-30+
09/26	Colts	P	2	6	3.0	5	0	1	10	10.0	10t	1	W	25-16
10/03	at Jets	P	1	11	11.0	11	0	8	74	9.3	27	0	L	24-27+
10/10	at Jaguars	P	1	9	9.0	9	0	2	26	13.0	25	0	W	37-19
10/18	Bills	P	0	0	0.0	0	0	0	0	0.0	0	0	W	34-31
10/24	Chiefs	P	0	0	0.0	0	0	1	10	10.0	10	0	W	27-3
10/31	at Colts	P	0	0	0.0	0	0	3	33	11.0	13	0	W	34-31+
11/07	at Rams	P	7	24	3.4	14	0	3	11	3.7	9	0	W	28-16
11/14	Saints	P	4	7	1.8	4	0	1	1	1.0	1	0	W	23-21
11/21	Texans												L	13-22
11/28	at Patriots												L	13-36
12/12	Jaguars	P	8	16	2.0	12	0	0	0	0.0	0	0	W	20-0
12/19	at Steelers	P	6	26	4.3	9	0	3	25	8.3	11	0	L	13-19
12/23	49ers	P	7	31	4.4	10	0	0	0	0.0	0	0	W	20-17
01/02	Dolphins	P	2	14	7.0	12	0	0	0	0.0	0	0	W	34-3
01/09	at Texans												W	28-25
<b>2021 TOTALS</b>		<b>14-0</b>	<b>41</b>	<b>156</b>	<b>3.8</b>	<b>14</b>	<b>0</b>	<b>28</b>	<b>240</b>	<b>8.6</b>	<b>27</b>	<b>1</b>	<b>12-5</b>	

+ - Overtime

## 2020 GAME-BY-GAME REGULAR-SEASON STATISTICS (TITANS)

DATE	OPPONENT	P/S	RUSHING					RECEIVING					W/L	SCORE
			NO.	YDS.	AVG.	LG	TD	NO.	YDS.	AVG.	LG	TD		
09/14	at Broncos												W	16-14
09/20	Jaguars												W	33-30
09/27	at Vikings												W	31-30
10/13	Bills												W	42-16
10/18	Texans												W	42-36+
10/25	Steelers												L	24-27
11/01	at Bengals												L	20-31
11/08	Bears												W	24-17
11/12	Colts	P	3	26	8.7	16	0	1	8	8.0	8	0	L	17-34
11/22	at Ravens	P	0	0	0.0	0	0	1	2	2.0	2	0	W	30-24+
11/29	at Colts	P	8	20	2.5	6	0	0	0	0.0	0	0	W	45-26
12/06	Browns	P	2	2	1.0	1t	1	3	15	5.0	8	0	L	35-41
12/13	at Jaguars	P	11	9	0.8	6	0	1	0	0.0	0	0	W	31-10
12/20	Lions	P	0	0	0.0	0	0	1	5	5.0	5	0	W	46-25
12/27	at Packers	P	0	0	0.0	0	0	1	6	6.0	6	0	L	14-40
01/03	at Texans	P	0	0	0.0	0	0	0	0	0.0	0	0	W	41-38
<b>2020 TOTALS</b>		<b>8-0</b>	<b>24</b>	<b>57</b>	<b>2.4</b>	<b>16</b>	<b>1</b>	<b>8</b>	<b>36</b>	<b>4.5</b>	<b>8</b>	<b>0</b>	<b>11-5</b>	

+ - Overtime

## 2019 GAME-BY-GAME REGULAR-SEASON STATISTICS (TITANS)

DATE	OPPONENT	P/S	RUSHING					RECEIVING					W/L	SCORE
			NO.	YDS.	AVG.	LG	TD	NO.	YDS.	AVG.	LG	TD		
09/08	at Browns												W	43-13
09/15	Colts												L	17-19
09/19	at Jaguars												L	7-20
09/29	at Falcons												W	24-10
10/06	Bills												L	7-14
10/13	at Broncos												L	0-16
10/20	Chargers												W	23-20
10/27	Buccaneers												W	27-23
11/03	at Panthers												L	20-30
11/10	Chiefs												W	35-32
11/24	Jaguars												W	42-20
12/01	at Colts												W	31-17
12/08	at Raiders												W	42-21
12/15	Texans												L	21-24
12/22	Saints												L	28-38
12/29	at Texans												W	35-14
<b>2019 TOTALS</b>		<b>0-0</b>	<b>0</b>	<b>0</b>	<b>0.0</b>	<b>0</b>	<b>0</b>	<b>0</b>	<b>0</b>	<b>0.0</b>	<b>0</b>	<b>0</b>	<b>9-7</b>	

## 2018 GAME-BY-GAME REGULAR-SEASON STATISTICS (COLTS/TITANS)

DATE	OPPONENT	P/S	RUSHING					RECEIVING					W/L	SCORE
			NO.	YDS.	AVG.	LG	TD	NO.	YDS.	AVG.	LG	TD		
09/09	Bengals												L	23-34
09/23	at Eagles												L	16-20
09/30	Texans	P	2	4	2.0	7	0	0	0	0.0	0	0	L	34-37+
12/06	Jaguars												W	30-9
12/16	at Giants												W	17-0
12/22	Redskins												W	25-16
12/30	Colts												L	17-33
<b>2018 TOTALS</b>		<b>1-0</b>	<b>2</b>	<b>4</b>	<b>2.0</b>	<b>7</b>	<b>0</b>	<b>0</b>	<b>0</b>	<b>0.0</b>	<b>0</b>	<b>0</b>	<b>3-4</b>	

+ - Overtime

## 2017 GAME-BY-GAME REGULAR-SEASON STATISTICS (49ERS)

DATE	OPPONENT	P/S	RUSHING					RECEIVING					W/L	SCORE
			NO.	YDS.	AVG.	LG	TD	NO.	YDS.	AVG.	LG	TD		
12/03	at Bears												W	15-14
12/10	at Texans												W	26-16
12/17	Titans	P	0	0	0.0	0	0	0	0	0.0	0	0	W	25-23
12/24	Jaguars	P	0	0	0.0	0	0	0	0	0.0	0	0	W	44-33
12/31	at Rams												W	34-13
<b>2017 TOTALS</b>		<b>2-0</b>	<b>0</b>	<b>0</b>	<b>0.0</b>	<b>0</b>	<b>0</b>	<b>0</b>	<b>0</b>	<b>0.0</b>	<b>0</b>	<b>0</b>	<b>5-0</b>	

## 2021 GAME-BY-GAME POSTSEASON STATISTICS (TITANS)


DATE	OPPONENT	P/S	RUSHING					RECEIVING					W/L	SCORE
			NO.	YDS.	AVG.	LG	TD	NO.	YDS.	AVG.	LG	TD		
01/22	Bengals												L	16-19
<b>2021 TOTALS</b>		<b>0-0</b>	<b>0</b>	<b>0</b>	<b>0.0</b>	<b>0</b>	<b>0</b>	<b>0</b>	<b>0</b>	<b>0.0</b>	<b>0</b>	<b>0</b>	<b>0-1</b>	

## 2020 GAME-BY-GAME POSTSEASON STATISTICS (TITANS)

DATE	OPPONENT	P/S	RUSHING					RECEIVING					W/L	SCORE
			NO.	YDS.	AVG.	LG	TD	NO.	YDS.	AVG.	LG	TD		
01/10	Ravens	P	1	4	4.0	4	0	0	0	0.0	0	0	L	13-20
<b>2020 TOTALS</b>		<b>1-0</b>	<b>1</b>	<b>4</b>	<b>4.0</b>	<b>4</b>	<b>0</b>	<b>0</b>	<b>0</b>	<b>0.0</b>	<b>0</b>	<b>0</b>	<b>0-1</b>	

## 2019 GAME-BY-GAME POSTSEASON STATISTICS (TITANS)

DATE	OPPONENT	P/S	RUSHING					RECEIVING					W/L	SCORE
			NO.	YDS.	AVG.	LG	TD	NO.	YDS.	AVG.	LG	TD		
01/04	at Patriots												W	20-13
01/11	at Ravens												W	28-12
01/19	at Chiefs												L	24-35
<b>2019 TOTALS</b>		<b>0-0</b>	<b>0</b>	<b>0</b>	<b>0.0</b>	<b>0</b>	<b>0</b>	<b>0</b>	<b>0</b>	<b>0.0</b>	<b>0</b>	<b>0</b>	<b>2-1</b>	



17

ANTHONY MILLER

WIDE RECEIVER

**HEIGHT:** 5-11

**WEIGHT:** 199

**COLLEGE:** Memphis

**BORN:** October 9, 1994

**BIRTHPLACE:** Memphis, TN

**HOW ACQUIRED:** FA '21

## PRO CAREER

## 2021 (TEXANS/STEELERS)

- ✦ Made his first appearance in Week 3 against Carolina (9/23), hauling in four catches for 20 yards and his first receiving score as a Texan
- ✦ Spent time on the Steelers practice squad

## 2020 (BEARS)

- ✦ Appeared in all 16 games (six starts) and notched 49 receptions for 485 receiving yards (9.9 avg.) and two touchdowns
- ✦ Recorded a season-high eight receptions for 73 yards in a Week 8 vs. New Orleans (11/1)
- ✦ Caught four passes for 76 yards in Week 1 at Detroit (9/13), including a 27-yard touchdown
- ✦ Notched a game-winning 28-yard touchdown catch at Atlanta (9/27)
- ✦ Posted a season-long 34-yard catch in Week 9 at Tennessee (11/8) and totaled five catches for 59 yards

## 2019 (BEARS)

- ✦ Played in all 16 games with seven starts, including the final five games of the season, and finished second on the team with 656 yards on 52 catches and two touchdowns
- ✦ Led the team with 12.6 yards per catch (min. 2 per game)
- ✦ From Weeks 11-15, notched 33 receptions for 431 yards (13.1 avg.) and two scores, with two 100-yard receiving games
- ✦ Set career highs with nine catches and 140 yards receiving at Detroit on Thanksgiving
- ✦ Caught another nine passes for 118 yards and a touchdown in Week 15 at Green Bay (12/15)

## 2018 (BEARS)

- ✦ Appeared in 15 games (four starts) and caught 33 passes for 423 yards (12.8 avg.) and seven touchdowns
- ✦ His seven touchdowns were most by a Bears rookie wide receiver since 1996 and ranked second among rookies in the NFL in 2018
- ✦ Logged a season-high 122 receiving yards on five catches in Week 10 vs. Detroit (11/11), including a 45-yard touchdown in the second quarter; also caught a career-long 55-yarder from QB Mitchell Trubisky in the third quarter
- ✦ Caught three passes for 34 yards in the Wild Card playoff game vs. Philadelphia (1/6/19)

## TRANSACTIONS

- ✦ Signed a reserve/future contract with Pittsburgh on January 24, 2022
- ✦ Signed to the Pittsburgh Steelers' practice squad on October 12, 2021.
- ✦ Released by Houston on October 6, 2021.
- ✦ Traded to the Houston Texans on July 26, 2021.
- ✦ Signed a four-year contract with the Bears on May 11, 2018.
- ✦ Drafted by the Chicago Bears in the second round (51st overall) of the 2018 NFL Draft

## COLLEGE

- ✦ Started 30-of-38 career contests at Memphis (2013-16), where he amassed 238 catches for 3,590 yards (15.1 avg.) and 37 touchdowns; also added 31 carries for 148 yards (4.8 avg.) and three rushing touchdowns
- ✦ 2017 Consensus All-American, the first non-specialist to win that honor at Memphis
- ✦ Graduated from Memphis with career, single season and single game records for catches, receiving yards and touchdown catches
- ✦ One-of-two receivers in school history to record a 1,000-yard season (Isaac Bruce)
- ✦ Caught a pass in every game he played

## PERSONAL

- ✦ Attended Boyd Anderson High School in Lauderdale Lakes, Fla. and played football under Head Coach Wayne Blair.

## ANTHONY MILLER'S NFL REGULAR SEASON RUSHING/RECEIVING STATISTICS

DATE	TEAM	GP	GS	RECEIVING					RUSHING				
				NO.	YDS.	AVG.	LG	TD	NO.	YDS.	AVG.	LG	TD
2018	Bears	15	4	33	423	12.8	55	7	6	26	4.3	9	0
2019	Bears	16	7	52	656	12.6	35	2	1	-1	-1.0	-1	0
2020	Bears	16	6	49	485	9.9	34	2	2	12	6.0	9	0
2021	Texans	2	0	5	23	4.6	10	1	0	0	0.0	0	0
Went from Houston to Pittsburgh.													
2021	Steelers	0	0	1	2	2.0	2	0	0	0	0.0	0	0
2021	TOTAL	2	0	6	25	4.2	10	1	0	0	0.0	0	0
<b>NFL TOTALS</b>		<b>49</b>	<b>17</b>	<b>140</b>	<b>1,589</b>	<b>11.4</b>	<b>55</b>	<b>12</b>	<b>9</b>	<b>37</b>	<b>4.1</b>	<b>9</b>	<b>0</b>

## ANTHONY MILLER'S NFL POSTSEASON RUSHING/RECEIVING STATISTICS

DATE	TEAM	GP	GS	RECEIVING					RUSHING					
				NO.	YDS.	AVG.	LG	TD	NO.	YDS.	AVG.	LG	TD	
2018	Bears	1	0	3	34	11.3	23	0	0	0	0.0	0	0	0
2020	Bears	1	1	2	22	11.0	11	0	1	2	2.0	2	0	0
2021	Steelers	0	0	0	0	0.0	0	0	0	0	0.0	0	0	0
<b>NFL TOTALS</b>		<b>2</b>	<b>1</b>	<b>5</b>	<b>56</b>	<b>11.2</b>	<b>23</b>	<b>0</b>	<b>1</b>	<b>2</b>	<b>2.0</b>	<b>2</b>	<b>0</b>	<b>0</b>

## ANTHONY MILLER'S NFL REGULAR SEASON RETURN STATISTICS

DATE	TEAM	RET.	KICKOFF RETURNS					PUNT RETURNS					
			YDS.	AVG.	LG	TD	NO.	FC	YDS.	AVG.	LG	TD	
2018	Bears	6	139	23.2	31	0	0	0	0	0.0	0	0	0
2019	Bears	1	28	28.0	28	0	0	0	0	0.0	0	0	0
2020	Bears	1	16	16.0	16	0	5	3	55	11.0	32	0	0
2021	Texans	0	0	0.0	0	0	0	0	0	0.0	0	0	0
Went from Houston to Pittsburgh.													
2021	Steelers	0	0	0.0	0	0	0	0	0	0.0	0	0	0
2021	TOTAL	0	0	0.0	0	0	0	0	0	0.0	0	0	0
<b>NFL TOTALS</b>		<b>8</b>	<b>183</b>	<b>22.9</b>	<b>31</b>	<b>0</b>	<b>5</b>	<b>3</b>	<b>55</b>	<b>11.0</b>	<b>32</b>	<b>0</b>	<b>0</b>

## ANTHONY MILLER'S NFL POSTSEASON RETURN STATISTICS

DATE	TEAM	RET.	KICKOFF RETURNS					PUNT RETURNS					
			YDS.	AVG.	LG	TD	NO.	FC	YDS.	AVG.	LG	TD	
2018	Bears	0	0	0.0	0	0	0	0	0	0.0	0	0	0
2020	Bears	0	0	0.0	0	0	0	0	0	0.0	0	0	0
2021	Steelers	0	0	0.0	0	0	0	0	0	0.0	0	0	0
<b>NFL TOTALS</b>		<b>0</b>	<b>0</b>	<b>0.0</b>	<b>0</b>	<b>0</b>	<b>0</b>	<b>0</b>	<b>0</b>	<b>0.0</b>	<b>0</b>	<b>0</b>	<b>0</b>

## SINGLE-GAME HIGHS: RUSHING/RECEIVING

Rush Attempts	2 at Minnesota Vikings, Dec 30, 2018 1 vs. Detroit Lions, Dec 06, 2020 ...6 more at 1.	Kickoff Return Yards	75 vs. Green Bay Packers, Dec 16, 2018 30 at San Francisco 49ers, Dec 23, 2018
Rushing Yards	9 at Atlanta Falcons, Sep 27, 2020 9 at Buffalo Bills, Nov 04, 2018	Longest Kickoff Return	31 vs. Green Bay Packers, Dec 16, 2018 30 at San Francisco 49ers, Dec 23, 2018
Longest Runs	9 at Atlanta Falcons, Sep 27, 2020 9 at Buffalo Bills, Nov 04, 2018	Fair Catches	2 vs. Houston Texans, Dec 13, 2020 1 at Atlanta Falcons, Sep 27, 2020
Receptions	9 at Green Bay Packers, Dec 15, 2019 9 at Detroit Lions, Nov 28, 2019	Punt Return Yards	44 vs. Minnesota Vikings, Nov 16, 2020 6 at Atlanta Falcons, Sep 27, 2020
Receiving Yards	140 at Detroit Lions, Nov 28, 2019 122 vs. Detroit Lions, Nov 11, 2018	Longest Punt Return	32 vs. Minnesota Vikings, Nov 16, 2020 12 vs. Minnesota Vikings, Nov 16, 2020
Receiving Average	24.4 vs. Detroit Lions, Nov 11, 2018 22.3 vs. Los Angeles Chargers, Oct 27, 2019	Punt Returns	2 vs. Minnesota Vikings, Nov 16, 2020 1 at Minnesota Vikings, Dec 20, 2020 ...2 more at 1.
Longest Receptions	55 vs. Detroit Lions, Nov 11, 2018 45t vs. Detroit Lions, Nov 11, 2018	Kickoff Return Average	25.0 vs. Green Bay Packers, Dec 16, 2018
Receiving TDs	1 vs. Carolina Panthers, Sep 23, 2021 1 at Atlanta Falcons, Sep 27, 2020 ...10 more at 1.	Special Teams Tackles	1 vs. Detroit Lions, Nov 10, 2019 1 at Philadelphia Eagles, Nov 03, 2019 ...1 more at 1.
All-Purpose Yards	140 at Detroit Lions, Nov 28, 2019 122 vs. Detroit Lions, Nov 11, 2018	Most TDs	1 vs. Carolina Panthers, Sep 23, 2021 1 at Atlanta Falcons, Sep 27, 2020 ...10 more at 1.
Kickoff Returns	3 vs. Green Bay Packers, Dec 16, 2018 1 vs. Houston Texans, Dec 13, 2020 ...4 more at 1.	Miscellaneous Tackles	1 vs. Green Bay Packers, Jan 03, 2021 1 at Green Bay Packers, Nov 29, 2020 ...6 more at 1.

## SINGLE-GAME HIGHS - POSTSEASON: RUSHING/RECEIVING

Rush Attempts	1 at New Orleans Saints, Jan 10, 2021	Receiving Yards	34 vs. Philadelphia Eagles, Jan 06, 2019 22 at New Orleans Saints, Jan 10, 2021
Rushing Yards	2 at New Orleans Saints, Jan 10, 2021	Receiving Average	11.3 vs. Philadelphia Eagles, Jan 06, 2019
Longest Runs	2 at New Orleans Saints, Jan 10, 2021	Longest Receptions	23 vs. Philadelphia Eagles, Jan 06, 2019 11 at New Orleans Saints, Jan 10, 2021 11 at New Orleans Saints, Jan 10, 2021 9 vs. Philadelphia Eagles, Jan 06, 2019 2 vs. Philadelphia Eagles, Jan 06, 2019
Receptions	3 vs. Philadelphia Eagles, Jan 06, 2019 2 at New Orleans Saints, Jan 10, 2021	All-Purpose Yards	34 vs. Philadelphia Eagles, Jan 06, 2019 24 at New Orleans Saints, Jan 10, 2021

## 100-YARD RECEIVING GAMES (3): REGULAR SEASON

DATE	TEAM	NO.	YDS.	AVG.	LG	TD
11/11/18	LIONS	5	122	24.4	55	1
11/28/19	at Lions	9	140	15.6	35	0
12/15/19	at Packers	9	118	13.1	33	1



## 2021 GAME-BY-GAME REGULAR-SEASON STATISTICS (TEXANS/STEELERS)

DATE	OPPONENT	P/S	RECEIVING					RUSHING					W/L/T	SCORE
			NO.	YDS.	AVG.	LG	TD	NO.	YDS.	AVG.	LG	TD		
09/12	Jaguars												W	37-21
09/19	at Browns												L	21-31
09/23	Panthers	P	4	20	5.0	10	1	0	0	0.0	0	0	L	9-24
10/03	at Bills	P	1	3	3.0	3	0	0	0	0.0	0	0	L	0-40
10/10	Patriots												L	22-25
10/17	at Colts												L	3-31
10/24	at Cardinals												L	5-31
10/31	Rams												L	22-38
11/07	at Dolphins												L	9-17
11/14	Lions												T	16-16
11/21	at Titans												W	22-13
11/28	Jets												L	14-21
12/05	Colts												L	0-31
12/12	Seahawks												L	13-33
12/19	at Jaguars												W	30-16
12/26	Chargers												W	41-29
01/02	at 49ers												L	7-23
01/09	Titans												L	25-28
2021 TOTALS		2-0	5	23	4.6	10	1	0	0	0.0	0	0	4-13-1	

## 2020 GAME-BY-GAME REGULAR-SEASON STATISTICS (BEARS)

DATE	OPPONENT	P/S	RECEIVING					RUSHING					W/L	SCORE
			NO.	YDS.	AVG.	LG	TD	NO.	YDS.	AVG.	LG	TD		
09/13	at Lions	P	4	76	19.0	27t	1	0	0	0.0	0	0	W	27-23
09/20	Giants	P	0	0	0.0	0	0	0	0	0.0	0	0	W	17-13
09/27	at Falcons	P	2	41	20.5	28t	1	1	9	9.0	9	0	W	30-26
10/04	Colts	P	3	16	5.3	12	0	0	0	0.0	0	0	L	11-19
10/08	Buccaneers	P	4	28	7.0	10	0	0	0	0.0	0	0	W	20-19
10/18	at Panthers	S	3	8	2.7	4	0	0	0	0.0	0	0	W	23-16
10/26	at Rams	P	3	20	6.7	8	0	0	0	0.0	0	0	L	10-24
11/01	Saints	S	8	73	9.1	16	0	0	0	0.0	0	0	L	23-26+
11/08	at Titans	P	5	59	11.8	34	0	0	0	0.0	0	0	L	17-24
11/16	Vikings	S	2	28	14.0	21	0	0	0	0.0	0	0	L	13-19
11/29	at Packers	P	3	28	9.3	12	0	0	0	0.0	0	0	L	25-41
12/06	Lions	S	5	56	11.2	19	0	1	3	3.0	3	0	L	30-34
12/13	Texans	S	2	16	8.0	10	0	0	0	0.0	0	0	W	36-7
12/20	at Vikings	P	1	13	13.0	13	0	0	0	0.0	0	0	W	33-27
12/27	at Jaguars	S	2	10	5.0	8	0	0	0	0.0	0	0	W	41-17
01/03	Packers	P	2	13	6.5	7	0	0	0	0.0	0	0	L	16-35
2020 TOTALS		16-6	49	485	9.9	34	2	2	12	6.0	9	0	8-8	

+ - Overtime

## 2019 GAME-BY-GAME REGULAR-SEASON STATISTICS (BEARS)

DATE	OPPONENT	P/S	RECEIVING					RUSHING					W/L	SCORE
			NO.	YDS.	AVG.	LG	TD	NO.	YDS.	AVG.	LG	TD		
09/05	Packers	P	0	0	0.0	0	0	0	0	0.0	0	0	L	3-10
09/15	at Broncos	P	1	2	2.0	2	0	0	0	0.0	0	0	W	16-14
09/23	at Redskins	P	1	15	15.0	15	0	0	0	0.0	0	0	W	31-15
09/29	Vikings	P	2	11	5.5	6	0	0	0	0.0	0	0	W	16-6
10/06	at Raiders	P	4	52	13.0	32	0	0	0	0.0	0	0	L	21-24
10/20	Saints	S	5	64	12.8	28	0	1	-1	-1.0	-1	0	L	25-36
10/27	Chargers	P	3	67	22.3	35	0	0	0	0.0	0	0	L	16-17
11/03	at Eagles	P	0	0	0.0	0	0	0	0	0.0	0	0	L	14-22
11/10	Lions	P	1	7	7.0	7	0	0	0	0.0	0	0	W	20-13
11/17	at Rams	S	6	54	9.0	16	0	0	0	0.0	0	0	L	7-17
11/24	Giants	P	6	77	12.8	22	0	0	0	0.0	0	0	W	19-14
11/28	at Lions	S	9	140	15.6	35	0	0	0	0.0	0	0	W	24-20
12/05	Cowboys	S	3	42	14.0	21	1	0	0	0.0	0	0	W	31-24
12/15	at Packers	S	9	118	13.1	33	1	0	0	0.0	0	0	L	13-21
12/22	Chiefs	S	1	2	2.0	2	0	0	0	0.0	0	0	L	3-26
12/29	at Vikings	S	1	5	5.0	5	0	0	0	0.0	0	0	W	21-19
2019 TOTALS		16-7	52	656	12.6	35	2	1	-1	-1.0	-1	0	8-8	

## 2018 GAME-BY-GAME REGULAR-SEASON STATISTICS (BEARS)

DATE	OPPONENT	P/S	RECEIVING					RUSHING					W/L	SCORE
			NO.	YDS.	AVG.	LG	TD	NO.	YDS.	AVG.	LG	TD		
09/09	at Packers	P	2	14	7.0	11	0	0	0	0.0	0	0	L	23-24
09/17	Seahawks	P	2	11	5.5	10t	1	0	0	0.0	0	0	W	24-17
09/23	at Cardinals	S	4	35	8.8	15	0	0	0	0.0	0	0	W	16-14
09/30	Buccaneers												W	48-10
10/14	at Dolphins	P	1	29	29.0	29t	1	0	0	0.0	0	0	L	28-31+
10/21	Patriots	P	2	35	17.5	21	0	0	0	0.0	0	0	L	31-38
10/28	Jets	P	3	37	12.3	23	1	1	7	7.0	7	0	W	24-10
11/04	at Bills	S	5	49	9.8	19	0	1	9	9.0	9	0	W	41-9
11/11	Lions	P	5	122	24.4	55	1	0	0	0.0	0	0	W	34-22
11/18	Vikings	P	2	25	12.5	18t	1	1	-1	-1.0	-1	0	W	25-20
11/22	at Lions	S	3	41	13.7	26	0	0	0	0.0	0	0	W	23-16
12/02	at Giants	S	1	1	1.0	1t	1	0	0	0.0	0	0	L	27-30+
12/09	Rams	P	0	0	0.0	0	0	0	0	0.0	0	0	W	15-6
12/16	Packers	P	0	0	0.0	0	0	0	0	0.0	0	0	W	24-17
12/23	at 49ers	P	3	24	8.0	12	1	1	4	4.0	4	0	W	14-9
12/30	at Vikings	P	0	0	0.0	0	0	2	7	3.5	8	0	W	24-10
<b>2018 TOTALS</b>		<b>15-4</b>	<b>33</b>	<b>423</b>	<b>12.8</b>	<b>55</b>	<b>7</b>	<b>6</b>	<b>26</b>	<b>4.3</b>	<b>9</b>	<b>0</b>	<b>12-4</b>	

+ Overtime

## 2021 GAME-BY-GAME POSTSEASON STATISTICS (STEELERS)


DATE	OPPONENT	P/S	RECEIVING					RUSHING					W/L	SCORE
			NO.	YDS.	AVG.	LG	TD	NO.	YDS.	AVG.	LG	TD		
01/16	at Chiefs												L	21-42
PRACTICE SQUAD														
<b>2021 TOTALS</b>		<b>0-0</b>	<b>0</b>	<b>0</b>	<b>0.0</b>	<b>0</b>	<b>0</b>	<b>0</b>	<b>0</b>	<b>0.0</b>	<b>0</b>	<b>0</b>	<b>0-1</b>	


## 2020 GAME-BY-GAME POSTSEASON STATISTICS (BEARS)

DATE	OPPONENT	P/S	RECEIVING					RUSHING					W/L	SCORE
			NO.	YDS.	AVG.	LG	TD	NO.	YDS.	AVG.	LG	TD		
01/10	at Saints	S	2	22	11.0	11	0	1	2	2.0	2	0	L	9-21
<b>2020 TOTALS</b>		<b>1-1</b>	<b>2</b>	<b>22</b>	<b>11.0</b>	<b>11</b>	<b>0</b>	<b>1</b>	<b>2</b>	<b>2.0</b>	<b>2</b>	<b>0</b>	<b>0-1</b>	

## 2018 GAME-BY-GAME POSTSEASON STATISTICS (BEARS)

DATE	OPPONENT	P/S	RECEIVING					RUSHING					W/L	SCORE
			NO.	YDS.	AVG.	LG	TD	NO.	YDS.	AVG.	LG	TD		
01/06	Eagles	P	3	34	11.3	23	0	0	0	0.0	0	0	L	15-16
<b>2018 TOTALS</b>		<b>1-0</b>	<b>3</b>	<b>34</b>	<b>11.3</b>	<b>23</b>	<b>0</b>	<b>0</b>	<b>0</b>	<b>0.0</b>	<b>0</b>	<b>0</b>	<b>0-1</b>	





Middletown

**HENRY MONDEAUX**

DEFENSIVE END

**BIRTHPLACE** Portland, OR

**HOW ACQUIRED:** FA '19

**NFL EXPERIENCE:** 3rd year

**HEIGHT:** 6-4

**WEIGHT:** 280

**COLLEGE:** Oregon

**BORN:** September 19, 1995

## PRO CAREER

- ✦ Has played in 26 games (two starts) in two-year NFL career
- ✦ Has registered 20 tackles (eight solo), three tackles for loss, two sacks and four quarterback hits
- ✦ Made NFL debut in Week 7 of 2020 (at Tennessee)
- ✦ Made NFL starting debut in Week 12 of 2021 (at Cincinnati)

## 2021 (STEELERS)

- ✦ Played in 15 games (2 starts)
- ✦ Tallied 16 tackles (six solo), 2.0 sacks, two tackles for loss, two quarterback hits, and one fumble recovery
- ✦ Saw his first action of 2021 in Week 3 vs Cincinnati
- ✦ Registered his first career sack in Week 5 vs Denver, taking down Teddy Bridgewater for an eight-yard loss
- ✦ Logged his first career start in Week 12 at Cincinnati
- ✦ Registered his second sack of the season Week 17 vs Cleveland
- ✦ Recovered the first fumble of his career Week 18 at Baltimore

## 2020 (STEELERS)

- ✦ Made his NFL debut playing 17 snaps on special teams, six snaps on defense and one snap on offense where he made a key block taking out two Titans defenders as a fullback, setting up a one-yard TD run for RB Benny Snell

## TRANSACTIONS

- ✦ Signed to the active roster by Pittsburgh on Sept. 20, 2021
- ✦ Signed to the practice squad by Pittsburgh on Sept. 7, 2021
- ✦ Waived by Pittsburgh on Sept. 3, 2021
- ✦ Promoted to the active roster by Pittsburgh on Oct. 23, 2020
- ✦ Signed to the Steelers practice squad on Sept. 7, 2020
- ✦ Waived by Pittsburgh on Sept. 5, 2020
- ✦ Signed to reserve/future deal with the Steelers on Jan. 2, 2020
- ✦ Signed to the Pittsburgh practice squad on Sept. 1, 2019
- ✦ Waived by the Steelers on Aug. 31, 2019
- ✦ Signed a one-year contract with the Steelers on May 13, 2019
- ✦ Waived by Kansas City on May 3, 2019
- ✦ Signed to reserve/future deal with the Chiefs on Jan. 24, 2019
- ✦ Released by New Orleans on Jan. 21, 2019
- ✦ Signed to the Saints practice squad on Jan. 1, 2019
- ✦ Released by New Orleans on Aug. 31, 2018
- ✦ Signed with the Saints as an undrafted free agent on May 7, 2018

## COLLEGE

- ✦ Started all 13 games at defensive end as a senior at Oregon in 2017
- ✦ Finished the season with 45 tackles including six tackles for loss and 5.0 sacks
- ✦ Oregon's Most Outstanding Defensive Lineman recipient (Joe Schaffeld Trophy) in 2017
- ✦ Started all 12 games at defensive end in program's revamped 4-3 defense in his junior season in 2016
- ✦ Ranked second among the Ducks' down linemen in snaps (802) and recorded 35 tackles
- ✦ Registered 22 tackles and finished third on Oregon in sacks (4.0) and fifth in tackles for loss (6.5) as a sophomore in 2015
- ✦ Made an impact along the defensive line as a true freshman; made appearances in all 15 games
- ✦ Graduated with a degree in Psychology

## PERSONAL

- ✦ Played at Jesuit High School (Portland, Ore.)
- ✦ Played tight end, fullback, defensive end and linebacker throughout his prep tenure
- ✦ Three-year starter on both sides of the line of scrimmage
- ✦ Full name: Henry Mondeaux

## HENRY MONDEAUX'S NFL REGULAR SEASON DEFENSIVE STATISTICS

DATE	TEAM	GP	GS	TACKLES					INTERCEPTIONS					O. FUMB			ST			MISC.						
				TK	S	A	TFL	YDS	SK	YDS	QBH	NO	YDS	LG	TD	PD	FF	FR	TD	YDS	TK	S	A	FF	FR	S
2019	Steelers	0	0	0	0	0	0	0	0	0.0	0.0	0	0	0	0	0	0	0	0	0	0	0	0	0	0	0
2020	Steelers	11	0	4	2	2	1	1	0.0	0.0	2	0	0	0	0	0	0	0	0	1	1	0	0	0	0	0
2021	Steelers	15	2	16	6	10	2	9	2.0	9.0	2	0	0	0	0	1	0	0	0	0	0	0	0	0	0	0
<b>NFL TOTALS</b>		<b>26</b>	<b>2</b>	<b>20</b>	<b>8</b>	<b>12</b>	<b>3</b>	<b>10</b>	<b>2.0</b>	<b>9.0</b>	<b>4</b>	<b>0</b>	<b>0</b>	<b>0</b>	<b>0</b>	<b>1</b>	<b>0</b>	<b>0</b>	<b>1</b>	<b>1</b>	<b>0</b>	<b>0</b>	<b>0</b>	<b>0</b>	<b>0</b>	<b>0</b>

## HENRY MONDEAUX'S NFL POSTSEASON DEFENSIVE STATISTICS

DATE	TEAM	GP	GS	TACKLES								INTERCEPTIONS				O. FUMB			ST				MISC			
				TK	S	A	TFL	YDS	SK	YDS	QBH	NO	YDS	LG	TD	PD	FF	FR	TD	YDS	TK	S	A	FF	FR	S
2018	Saints	0	0	0	0	0	0	0	0	0.0	0.0	0	0	0	0	0	0	0	0	0	0	0	0	0	0	0
2020	Steelers	1	0	0	0	0	0	0	0	0.0	0.0	0	0	0	0	0	0	0	0	0	0	0	0	0	0	
2021	Steelers	1	0	1	0	1	0	0	0.0	0.0	0	0	0	0	0	0	0	0	0	0	0	0	0	0	0	
<b>NFL TOTALS</b>		<b>2</b>	<b>0</b>	<b>1</b>	<b>0</b>	<b>1</b>	<b>0</b>	<b>0</b>	<b>0.0</b>	<b>0.0</b>	<b>0</b>	<b>0</b>	<b>0</b>	<b>0</b>	<b>0</b>	<b>0</b>	<b>0</b>	<b>0</b>	<b>0</b>	<b>0</b>	<b>0</b>	<b>0</b>	<b>0</b>	<b>0</b>	<b>0</b>	

## SINGLE-GAME HIGHS: DEFENSIVE

Total Tackles 2 vs. Cleveland Browns, Jan 03, 2022  
2 vs. Tennessee Titans, Dec 19, 2021  
...4 more at 2.

Solo Tackles 2 vs. Cleveland Browns, Jan 03, 2022  
1 at Minnesota Vikings, Dec 09, 2021  
...5 more at 1.

Sacks 1.0 vs. Cleveland Browns, Jan 03, 2022  
1.0 vs. Denver Broncos, Oct 10, 2021

Fumble Recoveries 1 at Baltimore Ravens, Jan 09, 2022  
Tackles For Loss 1 vs. Cleveland Browns, Jan 03, 2022  
1 vs. Denver Broncos, Oct 10, 2021  
...1 more at 1.

Special Teams Tackles 1 vs. Indianapolis Colts, Dec 27, 2020

## SINGLE-GAME HIGHS - POSTSEASON: DEFENSIVE

Total Tackles 1 at Kansas City Chiefs, Jan 16, 2022

## 2021 GAME-BY-GAME REGULAR-SEASON STATISTICS (STEELERS)

DATE	OPPONENT	P/S	TACKLES								INTERCEPTIONS				O. FUMB			ST				MISC		W/L	SCORE																									
			TK	S	A	SK	YDS	TFL	YDS	QBH	NO	YDS	LG	TD	PD	FF	FR	TD	YDS	TK	S	A	FF			FR	S	A																						
09/12	at Bills		PRACTICE SQUAD																																															
09/19	Raiders		DID NOT PLAY																																															
09/26	Bengals	P	0	0	0	0	0	0	0	0	0	0	0	0	0	0	0	0	0	0	0	0	0	0	0	0	0	0	0	0	0	0	L	10-24																
10/03	at Packers	P	1	0	1	0	0	0	0	0	0	0	0	0	0	0	0	0	0	0	0	0	0	0	0	0	0	0	0	0	0	L	17-27																	
10/10	Broncos	P	1	1	0	1	0	8	0	1	8	1	0	0	0	0	0	0	0	0	0	0	0	0	0	0	0	0	0	0	0	W	27-19																	
10/17	Seahawks	P	0	0	0	0	0	0	0	0	0	0	0	0	0	0	0	0	0	0	0	0	0	0	0	0	0	0	0	0	0	W	23-20+																	
10/31	at Browns	P	1	0	1	0	0	0	0	0	0	0	0	0	0	0	0	0	0	0	0	0	0	0	0	0	0	0	0	0	0	W	15-10																	
11/08	Bears	P	2	1	1	0	0	0	0	0	0	0	0	0	0	0	0	0	0	0	0	0	0	0	0	0	0	0	0	0	0	W	29-27																	
11/14	Lions	P	0	0	0	0	0	0	0	0	0	0	0	0	0	0	0	0	0	0	0	0	0	0	0	0	0	0	0	0	0	T	16-16																	
11/21	at Chargers	P	0	0	0	0	0	0	0	0	0	0	0	0	0	0	0	0	0	0	0	0	0	0	0	0	0	0	0	0	0	L	37-41																	
11/28	at Bengals	S	2	0	2	0	0	0	0	0	0	0	0	0	0	0	0	0	0	0	0	0	0	0	0	0	0	0	0	0	0	L	10-41																	
12/05	Ravens	P	2	1	1	0	0	0	0	0	0	0	0	0	0	0	0	0	0	0	0	0	0	0	0	0	0	0	0	0	0	W	20-19																	
12/09	at Vikings	P	1	1	0	0	0	0	0	0	0	0	0	0	0	0	0	0	0	0	0	0	0	0	0	0	0	0	0	0	0	L	28-36																	
12/19	Titans	S	2	0	2	0	0	0	0	0	0	0	0	0	0	0	0	0	0	0	0	0	0	0	0	0	0	0	0	0	0	W	19-13																	
12/26	at Chiefs	P	1	0	1	0	0	0	0	0	0	0	0	0	0	0	0	0	0	0	0	0	0	0	0	0	0	0	0	0	0	L	10-36																	
01/03	Browns	P	2	2	0	1	0	1	0	1	1	0	0	0	0	0	0	0	0	0	0	0	0	0	0	0	0	0	0	0	0	W	26-14																	
01/09	at Ravens	P	1	0	1	0	0	0	0	0	0	0	0	0	0	0	1	0	0	0	0	0	0	0	0	0	0	0	0	0	0	W	16-13+																	
<b>2021 TOTALS</b>		<b>15-2</b>	<b>16</b>	<b>6</b>	<b>10</b>	<b>2</b>	<b>0</b>	<b>9</b>	<b>0</b>	<b>2</b>	<b>0</b>	<b>0</b>	<b>0</b>	<b>0</b>	<b>0</b>	<b>1</b>	<b>0</b>	<b>0</b>	<b>0</b>	<b>0</b>	<b>0</b>	<b>0</b>	<b>0</b>	<b>0</b>	<b>0</b>	<b>0</b>	<b>0</b>	<b>0</b>	<b>0</b>	<b>0</b>	<b>9-7-1</b>																			

+ - Overtime

## 2021 GAME-BY-GAME POSTSEASON STATISTICS (STEELERS)

DATE	OPPONENT	P/S	TACKLES								INTERCEPTIONS				O. FUMB			ST				MISC		W/L	SCORE							
			TK	S	A	SK	YDS	TFL	YDS	QBH	NO	YDS	LG	TD	PD	FF	FR	TD	YDS	TK	S	A	FF			FR	S	A				
01/16	at Chiefs	P	1	0	1	0	0	0	0	0	0	0	0	0	0	0	0	0	0	0	0	0	0	0	0	0	0	0	0	0	L	21-42
<b>2021 TOTALS</b>		<b>1-0</b>	<b>1</b>	<b>0</b>	<b>1</b>	<b>0</b>	<b>0</b>	<b>0</b>	<b>0</b>	<b>0</b>	<b>0</b>	<b>0</b>	<b>0</b>	<b>0</b>	<b>0</b>	<b>0</b>	<b>0</b>	<b>0</b>	<b>0</b>	<b>0</b>	<b>0</b>	<b>0</b>	<b>0</b>	<b>0</b>	<b>0</b>	<b>0</b>	<b>0</b>	<b>0</b>	<b>0</b>	<b>0-1</b>		


## 2020 GAME-BY-GAME POSTSEASON STATISTICS (STEELERS)

DATE	OPPONENT	P/S	TACKLES								INTERCEPTIONS				O. FUMB			ST				MISC		W/L	SCORE							
			TK	S	A	SK	YDS	TFL	YDS	QBH	NO	YDS	LG	TD	PD	FF	FR	TD	YDS	TK	S	A	FF			FR	S	A				
01/10	Browns	P	0	0	0	0	0	0	0	0	0	0	0	0	0	0	0	0	0	0	0	0	0	0	0	0	0	0	0	0	L	37-48
<b>2020 TOTALS</b>		<b>1-0</b>	<b>0</b>	<b>0</b>	<b>0</b>	<b>0</b>	<b>0</b>	<b>0</b>	<b>0</b>	<b>0</b>	<b>0</b>	<b>0</b>	<b>0</b>	<b>0</b>	<b>0</b>	<b>0</b>	<b>0</b>	<b>0</b>	<b>0</b>	<b>0</b>	<b>0</b>	<b>0</b>	<b>0</b>	<b>0</b>	<b>0</b>	<b>0</b>	<b>0</b>	<b>0</b>	<b>0</b>	<b>0-1</b>		

## 2018 GAME-BY-GAME POSTSEASON STATISTICS (SAINTS)

DATE	OPPONENT	P/S	TACKLES								INTERCEPTIONS				O. FUMB			ST				MISC		W/L	SCORE																										
			TK	S	A	SK	YDS	TFL	YDS	QBH	NO	YDS	LG	TD	PD	FF	FR	TD	YDS	TK	S	A	FF			FR	S	A																							
01/13	Eagles		PRACTICE SQUAD																																																
01/20	Rams		PRACTICE SQUAD																																																
<b>2018 TOTALS</b>			<b>0</b>	<b>0</b>	<b>0</b>	<b>0</b>	<b>0</b>	<b>0</b>	<b>0</b>	<b>0</b>	<b>0</b>	<b>0</b>	<b>0</b>	<b>0</b>	<b>0</b>	<b>0</b>	<b>0</b>	<b>0</b>	<b>0</b>	<b>0</b>	<b>0</b>	<b>0</b>	<b>0</b>	<b>0</b>	<b>0</b>	<b>0</b>	<b>0</b>	<b>0</b>	<b>0</b>	<b>0</b>	<b>0</b>	<b>1-1</b>																			

+ - Overtime



# 65 DAN MOORE JR.

OFFENSIVE TACKLE

**HEIGHT:** 6-5  
**WEIGHT:** 315  
**COLLEGE:** Texas A&M  
**BORN:** September 28, 1998

**BIRTHPLACE:** Beaumont, TX  
**HOW ACQUIRED:** D4a 21  
**NFL EXPERIENCE:** 2nd year



## PRO CAREER

- ✦ Has started at left tackle in 16 NFL games
- ✦ Became the first Steelers rookie to start at left tackle since the 1970 AFL-NFL merger
- ✦ Made NFL debut in Week 1 of 2021 (at Buffalo)
- ✦ Made NFL starting debut in Week 1 of 2021 (at Buffalo)

## 2021 (STEELERS)

- ✦ Was one of five rookie starters, marking the first time the Steelers started at least five rookies in a season opener since 1991
- ✦ Has blocked for a 100-yard rusher twice

## TRANSACTIONS

- ✦ Signed a four-year contract with Pittsburgh on May 18, 2021
- ✦ Drafted by the Steelers in the fourth round (128th overall) in the 2021 NFL Draft

## COLLEGE

- ✦ Played in 44 games (37 starts) at Texas A&M (2017-20)
- ✦ Started the final 36 games of his collegiate career
- ✦ Named Second-Team All-SEC as a senior in 2020
- ✦ Started all 10 games and logged 691 snaps at left tackle
- ✦ Helped the Aggies rack up 543 yards of offense in the win over Florida, including 205 on the ground
- ✦ Protected QB Kellen Mond and did not allow a sack for the third straight game while also only giving up one tackle for loss on the final play of the game at Mississippi State
- ✦ Helped the Aggies tally 530 yards of total offense in the dominating 48-3 win at South Carolina, including 264 on the ground
- ✦ Earned SEC Offensive Lineman of the Week honors for his performance against the Gamecocks
- ✦ Rolled over the Tigers defense for a season-high 313 yards rushing in the victory at Auburn
- ✦ Texas A&M offensive line was named a finalist for the Joe Moore Award

## PERSONAL

- ✦ Coached by Kevin Flanigan at Beaumont West Brook Senior High School
- ✦ Rated a three-star recruit by PrepStar
- ✦ Named to the PrepStar All-Midlands Region Team
- ✦ Three-star recruit by Scout
- ✦ Rated the nation's No. 47 offensive guard
- ✦ Rated the No. 8 OG in the state of Texas and No. 9 in the Midland Region
- ✦ Three-star prospect by Rivals
- ✦ Three-star by ESPN
- ✦ Rated the No. 73 offensive guard in the nation
- ✦ No. 150 in the state of Texas and No. 194 in the Midlands Region
- ✦ Three-star by 247Sports
- ✦ Rated the No. 39 offensive guard in the nation and No. 104 player in the state of Texas

## DAN MOORE JR.'S NFL REGULAR SEASON STATISTICS

DATE	TEAM	GP	GS
2021	Steelers	16	16
<b>NFL TOTALS</b>		<b>16</b>	<b>16</b>

## DAN MOORE JR.'S NFL POSTSEASON STATISTICS

DATE	TEAM	GP	GS
2021	Steelers	1	1
<b>NFL TOTALS</b>		<b>1</b>	<b>1</b>

## 2021 GAME-BY-GAME POSTSEASON STATISTICS (STEELERS)

DATE	OPPONENT	P/S	TACKLES							INTERCEPTIONS					O. FUMB			ST				MISC		SCORE										
			TK	S	A	SK	YDS	TFL	YDS	QBH	NO	YDS	LG	TD	PD	FF	FR	TD	YDS	TK	S	A	FF		FR	S	A	W/L						
01/16	at Chiefs	S	0	0	0	0.0	0.0	0	0	0	0	0	0	0	0	0	0	0	0	0	0	0	0	0	0	0	0	0	0	0	0	0	0	21-42
<b>2021 TOTALS</b>		<b>1-1</b>	<b>0</b>	<b>0</b>	<b>0</b>	<b>0.0</b>	<b>0.0</b>	<b>0</b>	<b>0</b>	<b>0</b>	<b>0</b>	<b>0</b>	<b>0</b>	<b>0</b>	<b>0</b>	<b>0</b>	<b>0</b>	<b>0</b>	<b>0</b>	<b>0</b>	<b>0</b>	<b>0</b>	<b>0</b>	<b>0</b>	<b>0</b>	<b>0</b>	<b>0</b>	<b>0</b>	<b>0</b>	<b>0</b>	<b>0</b>	<b>0</b>	<b>0-1</b>	


## 2021 GAME-BY-GAME REGULAR-SEASON STATISTICS (STEELERS)

DATE	OPPONENT	P/S	W/L/T	SCORE
09/12	at Bills	S	W	23-16
09/19	Raiders	S	L	17-26
09/26	Bengals	S	L	10-24
10/03	at Packers	S	L	17-27
10/10	Broncos	S	W	27-19
10/17	Seahawks	S	W	23-20+
10/31	at Browns	S	W	15-10
11/08	Bears	S	W	29-27
11/14	Lions	S	T	16-16
11/21	at Chargers	S	L	37-41
11/28	at Bengals	S	L	10-41
12/05	Ravens	S	W	20-19
12/09	at Vikings	S	L	28-36
12/19	Titans	S	W	19-13
12/26	at Chiefs	S	L	10-36
01/03	Browns	S	W	26-14
01/09	at Ravens		W	16-13+
2021 TOTALS			16-16	9-7-1
+ - Overtime				

ON INACTIVE LIST

## 2021 GAME-BY-GAME POSTSEASON STATISTICS (STEELERS)

DATE	OPPONENT	P/S	W/L	SCORE
01/16	at Chiefs	S	L	21-42
2021 TOTALS			1-1	0-1



4

## CAMERON NIZIALEK

PUNTER

**HEIGHT:** 6-2

**WEIGHT:** 200

**COLLEGE:** Georgia

**BORN:** March 10, 1995

**BIRTHPLACE:** Chantilly, VA

**HOW ACQUIRED:** FA 21

**NFL EXPERIENCE:** 2nd year

## PRO CAREER

- ✦ Saw action in four games over his two-year NFL career (Falcons 2021-21)
- ✦ Averages 45.4 yards per punt and landed six punts within the 20-yard line
- ✦ Longest punt was 62 yards vs. Philadelphia (Sept. 12, 2021)

## 2021 (STEELERS/FALCONS)

- ✦ Has yet to make Steelers debut
- ✦ Saw action in the first four games of the season (Falcons)
- ✦ Landed six punts inside the 20-yard line

## 2020 (FALCONS)

- ✦ Spent time on the practice squad

## TRANSACTIONS

- ✦ Signed a reserve/future contract with Pittsburgh on Jan. 26, 2022
- ✦ Waived by Atlanta on Nov. 9, 2021
- ✦ Waived by Jacksonville on Mar. 17, 2021
- ✦ Signed a reserve/future contract with Jacksonville on Jan. 4, 2021
- ✦ Signed to the practice squad by Jacksonville on Dec. 21, 2020
- ✦ Signed to the practice squad by Atlanta on Sept. 6, 2020
- ✦ Waived by Baltimore on Aug. 31, 2019
- ✦ Signed a contract with Baltimore on Aug. 17, 2019

## COLLEGE

- ✦ Won Georgia's starting job as punter in pre-season camp as a graduate transfer in 2017
- ✦ Averaged 45.0 yards over 61 punts, UGA's best average
- ✦ Landed a 61-yard punt vs. Oklahoma in the Rose Bowl
- ✦ Ranked 9th nationally in punting average
- ✦ One of three winners of the Special Teams Newcomer of the Year Award at the team's post-season awards gala
- ✦ The Bulldogs ranked 8th nationally in net punting (41.65)
- ✦ 26 of his 61 punts were downed inside the 20-yard line
- ✦ Saw action in 30 career games as Columbia's punter and kick specialist (2014-16)
- ✦ In his three-year career at Columbia, he averaged 41.3 yards per punt (149 punts, 6,510 yards) with a long of 65 yards and landed 30 inside the 20-yard line
- ✦ Converted 9-of-16 career field goals with a long of 40 yards
- ✦ Second-Team All-Ivy League selection (2016)
- ✦ Hampshire Honor Society member (2016)
- ✦ Led Ivy League in punting with a 44.8 yards per punt average (34 punts for 1,524 yards) in 2016
- ✦ All-Ivy League Honorable Mention (2015)
- ✦ Ranked second in the conference and 15th nationally with a 42.9 yard punting average (2015)
- ✦ Led the Lions in total points scored with 43 (2015)
- ✦ Earned both STATS FCS National Special Teams Player of the Week (2015) and Ivy League Player of the Week after taking a fake field goal into the end zone, and connecting on a season long 40-yard field goal at Yale (2015)

## PERSONAL

- ✦ Attended Freedom High School, coached by Michael Mullins
- ✦ 2011 and 2012 All-District kicker and punter
- ✦ 2012 All-Region Kicker and Punter
- ✦ 2012 Honorable Mention All-MET
- ✦ Letterman in soccer and basketball
- ✦ Earned a bachelor's degree in Economics from Columbia
- ✦ Earned his Master's degree in Kinesiology from UGA
- ✦ Full name: Cameron Joseph Nizialek

## CAMERON NIZIALEK'S NFL REGULAR SEASON PUNTING STATISTICS

DATE	TEAM	GP	NO.	YDS.	AVG.	OPP. RET.	YDS.	NET YDS.	AVG.	TB	IN20	LG	BK
2020	Falcons	0	0	0	0.0	0	0	0	0.0	0	0	0	0
2021	Falcons	4	18	817	45.4	7	61	716	39.8	2	6	62	0
<b>NFL TOTALS</b>		<b>4</b>	<b>18</b>	<b>817</b>	<b>45.4</b>	<b>7</b>	<b>61</b>	<b>716</b>	<b>39.8</b>	<b>2</b>	<b>6</b>	<b>62</b>	<b>0</b>



## SINGLE-GAME HIGHS: PUNTER


Punts	6 at New York Giants, Sep 26, 2021	Net Punting Avg	43.3 vs. Philadelphia Eagles, Sep 12, 2021
	6 vs. Philadelphia Eagles, Sep 12, 2021		38.0 at New York Giants, Sep 26, 2021
Gross Punting Yards	284 at New York Giants, Sep 26, 2021	Longest Punts	62 vs. Philadelphia Eagles, Sep 12, 2021
	279 vs. Philadelphia Eagles, Sep 12, 2021		58 at New York Giants, Sep 26, 2021
Gross Punting Avg	47.3 at New York Giants, Sep 26, 2021	Inside the 20	3 at New York Giants, Sep 26, 2021
	46.5 vs. Philadelphia Eagles, Sep 12, 2021		2 vs. Philadelphia Eagles, Sep 12, 2021
Net Punting Yards	260 vs. Philadelphia Eagles, Sep 12, 2021		
	228 at New York Giants, Sep 26, 2021		

## 2021 GAME-BY-GAME REGULAR-SEASON STATISTICS (FALCONS)

DATE	OPPONENT		NO.	YDS.	AVG.	OPP. RET.	YDS.	NET YDS.	AVG	TB	IN20	LG	BK	W/L	SCORE
09/12	Eagles	P	6	279	46.5	4	19	260	43.3	0	2	62	0	L	6-32
09/19	at Buccaneers	P	4	157	39.3	0	0	137	34.3	1	1	54	0	L	25-48
09/26	at Giants	P	6	284	47.3	2	36	228	38.0	1	3	58	0	W	17-14
10/03	Football Team	P	2	97	48.5	1	6	91	45.5	0	0	51	0	L	30-34
10/10	Jets													W	27-20
10/24	at Dolphins													W	30-28
10/31	Panthers													L	13-19
11/07	at Saints													W	27-25
11/14	at Cowboys													L	3-43
11/18	Patriots													L	0-25
11/28	at Jaguars													W	21-14
12/05	Buccaneers													L	17-30
12/12	at Panthers													W	29-21
12/19	at 49ers													L	13-31
12/26	Lions													W	20-16
01/02	at Bills													L	15-29
01/09	Saints													L	20-30
2021 TOTALS			4	18	817	45.4	7	61	716	39.8	2	6	62	0	7-10

## 2020 GAME-BY-GAME REGULAR-SEASON STATISTICS (FALCONS)

DATE	OPPONENT		NO.	YDS.	AVG.	OPP. RET.	YDS.	NET YDS.	AVG	TB	IN20	LG	BK	W/L	SCORE
09/13	Seahawks													L	25-38
09/20	at Cowboys													L	39-40
09/27	Bears													L	26-30
10/05	at Packers													L	16-30
10/11	Panthers													L	16-23
10/18	at Vikings													W	40-23
10/25	Lions													L	22-23
10/29	at Panthers													W	25-17
11/08	Broncos													W	34-27
11/22	at Saints													L	9-24
11/29	Raiders													W	43-6
12/06	Saints													L	16-21
12/13	at Chargers													L	17-20
12/20	Buccaneers													L	27-31
12/27	at Chiefs													L	14-17
01/03	at Buccaneers													L	27-44
2020 TOTALS			0	0	0	0.0	0	0	0.0	0	0	0	0	4-12	



## 21 TRE NORWOOD

DEFENSIVE BACK

HEIGHT: 6-0

WEIGHT: 184

COLLEGE: Oklahoma

BORN: April 19, 1989

BIRTHPLACE: Fort Smith, AR

HOW ACQUIRED: 07a 21

NFL EXPERIENCE: 2nd year

### PRO CAREER

- ✦ Has appeared in 17 NFL games (three starts) in his career
- ✦ Has recorded 35 tackles (30 solo), two tackles for loss, four passes defended and one interception
- ✦ Made NFL debut in Week 1 of 2021 (at Buffalo)
- ✦ Made NFL starting debut in Week 1 of 2021 (at Buffalo)

### 2021 (STEELERS)

- ✦ Was one of five rookie starters, marking the first time the Steelers started at least five rookies in a season opener since 1991
- ✦ Registered a career-high two passes defended in Week 10 vs Detroit
- ✦ Registered a career-high seven tackles in Week 11 at L.A. Chargers
- ✦ Recorded his first career interception vs. Cleveland in Week 17
- ✦ Recorded two passes defended in the postseason at Kansas City

### TRANSACTIONS

- ✦ Signed a four-year deal with the Steelers on May 15, 2021
- ✦ Drafted by the Steelers with the first of two seventh-round selections (245th overall) of the 2021 NFL Draft

### COLLEGE

- ✦ Played in 39 career games for Oklahoma (2017-20)
- ✦ Registered 111 tackles and 21 passes defended
- ✦ Played in all 11 games and made five starts in 2020
- ✦ Big 12 co-leader and tied for third nationally with five interceptions (all came in season's final six games) in 2020
- ✦ Named Outstanding Defensive Player of the 2020 Goodyear Cotton Bowl Classic after returning an interception 45 yards for a touchdown and adding two tackles in win over No. 10 Florida
- ✦ Registered a season-high six tackles (four solo) and an interception in the end zone in Big 12 Championship win vs. No. 8 Iowa State
- ✦ Returned an interception 34 yards and tallied three stops (one solo) vs. Baylor
- ✦ Notched two interceptions (both in first quarter) in first start of season at Texas Tech
- ✦ Missed the 2019 season due to an injury suffered in training camp
- ✦ Started all 14 games and tied for fifth on the team with 58 tackles in 2018
- ✦ Made five tackles against No. 1 Alabama in CFP Semifinal at the Orange Bowl
- ✦ Recorded an interception in final minute of Big 12 Championship win against No. 9 Texas
- ✦ Played in all 14 games with starts in each of the last five games in 2017
- ✦ Ranked second on team with eight pass breakups and finished with 30 tackles

### PERSONAL

- ✦ A three-star recruit according to 247Sports, ESPN, Rivals and Scout
- ✦ Rated as the No. 53 cornerback in the country by 247Sports, No. 93 by ESPN and No. 105 by Scout
- ✦ Tabbed as the No. 4 player in the state of Arkansas by 247Sports and No. 9 player by ESPN
- ✦ Named to the 2016 All-Northwest Arkansas Democrat-Gazette Division I First Team
- ✦ Graduated in December 2020 from Oklahoma with a communication degree

### TRE NORWOOD'S NFL REGULAR SEASON DEFENSIVE STATISTICS

DATE	TEAM	GP	GS	TACKLES						YDS	QBH	NO	INTERCEPTIONS				O. FUMB			ST				MISC			
				TK	S	A	TFL	YDS	SK				YDS	YDS	LG	TD	PD	FF	FR	TD	YDS	TK	S	A	FF	FR	S
2021	Steelers	17	3	35	30	5	2	4	0.0	0.0	0	1	0	0	0	4	0	0	0	3	2	1	0	0	0	0	0
NFL TOTALS		17	3	35	30	5	2	4	0.0	0.0	0	1	0	0	0	4	0	0	0	3	2	1	0	0	0	0	0

### TRE NORWOOD'S NFL POSTSEASON DEFENSIVE STATISTICS

DATE	TEAM	GP	GS	TACKLES						YDS	QBH	NO	INTERCEPTIONS				O. FUMB			ST				MISC			
				TK	S	A	TFL	YDS	SK				YDS	YDS	LG	TD	PD	FF	FR	TD	YDS	TK	S	A	FF	FR	S
2021	Steelers	1	0	2	0	2	0	0	0.0	0.0	0	0	0	0	0	2	0	0	0	0	0	0	0	0	0	0	0
NFL TOTALS		1	0	2	0	2	0	0	0.0	0.0	0	0	0	0	0	2	0	0	0	0	0	0	0	0	0	0	0

## SINGLE-GAME HIGHS: DEFENSIVE

Total Tackles 7 at Los Angeles Chargers, Nov 21, 2021  
5 at Buffalo Bills, Sep 12, 2021

Solo Tackles 6 at Los Angeles Chargers, Nov 21, 2021  
4 at Buffalo Bills, Sep 12, 2021

Passes Defensed 2 vs. Detroit Lions, Nov 14, 2021  
1 vs. Cleveland Browns, Jan 03, 2022  
...1 more at 1.

Tackles For Loss 1 at Cincinnati Bengals, Nov 28, 2021  
1 vs. Seattle Seahawks, Oct 17, 2021

Interceptions 1 vs. Cleveland Browns, Jan 03, 2022

Special Teams Tackles 1 at Baltimore Ravens, Jan 09, 2022  
1 vs. Baltimore Ravens, Dec 05, 2021  
...1 more at 1.

## SINGLE-GAME HIGHS - POSTSEASON: DEFENSIVE

Total Tackles 2 at Kansas City Chiefs, Jan 16, 2022


Passes Defensed 2 at Kansas City Chiefs, Jan 16, 2022

## 2021 GAME-BY-GAME REGULAR-SEASON STATISTICS (STEELERS)

DATE	OPPONENT	P/S	TACKLES							INTERCEPTIONS					O. FUMB				ST				MISC		W/L	SCORE	
			TK	S	A	SK	YDS	TFL	YDS	QBH	NO	YDS	LG	TD	PD	FF	FR	TD	YDS	TK	S	A	FF	FR			S
09/12	at Bills	S	5	4	1	0.0	0.0	0	0	0	0	0	0	0	0	0	0	0	1	1	0	0	0	0	0	W	23-16
09/19	Raiders	P	1	1	0	0.0	0.0	0	0	0	0	0	0	0	0	0	0	0	0	0	0	0	0	0	0	L	17-26
09/26	Bengals	P	3	3	0	0.0	0.0	0	0	0	0	0	0	0	0	0	0	0	0	0	0	0	0	0	0	L	10-24
10/03	at Packers	P	0	0	0	0.0	0.0	0	0	0	0	0	0	0	0	0	0	0	0	0	0	0	0	0	0	L	17-27
10/10	Broncos	P	2	2	0	0.0	0.0	0	0	0	0	0	0	0	0	0	0	0	0	0	0	0	0	0	0	W	27-19
10/17	Seahawks	P	3	3	0	0.0	0.0	1	4	0	0	0	0	0	1	0	0	0	0	0	0	0	0	0	0	W	23-20
10/31	at Browns	P	2	2	0	0.0	0.0	0	0	0	0	0	0	0	0	0	0	0	0	0	0	0	0	0	0	W	15-10
11/08	Bears	P	1	1	0	0.0	0.0	0	0	0	0	0	0	0	0	0	0	0	0	0	0	0	0	0	0	W	29-27
11/14	Lions	S	1	1	0	0.0	0.0	0	0	0	0	0	0	0	2	0	0	0	0	0	0	0	0	0	0	T	16-16
11/21	at Chargers	S	7	6	1	0.0	0.0	0	0	0	0	0	0	0	0	0	0	0	0	0	0	0	0	0	0	L	37-41
11/28	at Bengals	P	1	1	0	0.0	0.0	1	0	0	0	0	0	0	0	0	0	0	0	0	0	0	0	0	0	L	10-41
12/05	Ravens	P	3	1	2	0.0	0.0	0	0	0	0	0	0	0	0	0	0	1	0	1	0	0	0	0	0	W	20-19
12/09	at Vikings	P	1	1	0	0.0	0.0	0	0	0	0	0	0	0	0	0	0	0	0	0	0	0	0	0	0	L	28-36
12/19	Titans	P	1	1	0	0.0	0.0	0	0	0	0	0	0	0	0	0	0	0	0	0	0	0	0	0	0	W	19-13
12/26	at Chiefs	P	1	1	0	0.0	0.0	0	0	0	0	0	0	0	0	0	0	0	0	0	0	0	0	0	0	L	10-36
01/03	Browns	P	3	2	1	0.0	0.0	0	0	0	0	1	0	0	0	1	0	0	0	0	0	0	0	0	0	W	26-14
01/09	at Ravens	P	0	0	0	0.0	0.0	0	0	0	0	0	0	0	0	0	0	0	1	1	0	0	0	0	0	W	16-13+
<b>2021 TOTALS</b>		<b>17-3</b>	<b>35</b>	<b>30</b>	<b>5</b>	<b>0.0</b>	<b>0.0</b>	<b>2</b>	<b>4</b>	<b>0</b>	<b>1</b>	<b>0</b>	<b>0</b>	<b>0</b>	<b>4</b>	<b>0</b>	<b>0</b>	<b>0</b>	<b>0</b>	<b>3</b>	<b>2</b>	<b>1</b>	<b>0</b>	<b>0</b>	<b>0</b>	<b>0</b>	<b>9-7-1</b>
+ - Overtime																											

## 2021 GAME-BY-GAME POSTSEASON STATISTICS (STEELERS)

DATE	OPPONENT	P/S	TACKLES							INTERCEPTIONS					O. FUMB				ST				MISC		W/L	SCORE		
			TK	S	A	SK	YDS	TFL	YDS	QBH	NO	YDS	LG	TD	PD	FF	FR	TD	YDS	TK	S	A	FF	FR			S	A
01/16	at Chiefs	P	2	0	2	0.0	0.0	0	0	0	0	0	0	0	2	0	0	0	0	0	0	0	0	0	0	0	L	21-42
<b>2021 TOTALS</b>		<b>1-0</b>	<b>2</b>	<b>0</b>	<b>2</b>	<b>0.0</b>	<b>0.0</b>	<b>0</b>	<b>0</b>	<b>0</b>	<b>0</b>	<b>0</b>	<b>0</b>	<b>0</b>	<b>2</b>	<b>0</b>	<b>0</b>	<b>0</b>	<b>0</b>	<b>0</b>	<b>0</b>	<b>0</b>	<b>0</b>	<b>0</b>	<b>0</b>	<b>0</b>	<b>0-1</b>	



## 65 LARRY OGUNJOBI

DEFENSIVE TACKLE

HEIGHT: 6-3

WEIGHT: 305

COLLEGE: Charlotte

BORN: June 3, 1994

BIRTHPLACE: Greensboro, NC

HOW ACQUIRED: FA '22

NFL EXPERIENCE: 6th year

### PRO CAREER

- ✦ Has played in 76 games (63 starts) over his six-year NFL career
- ✦ Registered 229 tackles, 53 quarterback hits, 41 tackles for loss, 21.5 sacks, one pass defended and two forced fumbles
- ✦ Made NFL debut in Week 1 of 2017 (vs. Pittsburgh)
- ✦ Made NFL starting debut in Week 14 of 2017 (vs. Green Bay)
- ✦ A familiar face after spending his first five NFL seasons with the Browns (2017-20) and Bengals (2021), Ogunjobi joined Pittsburgh in June as a free agent

#### 2021 (BENGALS)

- ✦ Played and started 16 regular-season games for Cincinnati, and totaled 49 tackles, 12 tackles for loss, 7.0 sacks and 16 quarterback hits
- ✦ Registered sacks against Minnesota (Week 1), N.Y. Jets (Week 8), L.A. Chargers (Week 13) and San Francisco (Week 14)
- ✦ Recorded multi-sack games (1.5) against Baltimore (Week 7) and Denver (Week 15)
- ✦ Started one of Cincinnati's playoff games (Wild Card)
- ✦ Had a fumble recovery after Trey Hendrickson's strip-sack of Raiders quarterback Derek Carr to set up a field goal during the Bengals' playoff win against Las Vegas
- ✦ Missed the remainder of the playoffs with a foot injury

#### 2020 (BROWNS)

- ✦ Played and started 15 regular-season games for Cleveland, and totaled 46 tackles, 2.5 sacks and a forced fumble
- ✦ Recorded only full sack of the season on Dec. 6 at Tennessee, with a seven-yard takedown of Ryan Tannehill in the third quarter
- ✦ Started both of Cleveland's playoff games, and totaled four tackles

#### 2019 (BROWNS)

- ✦ Played and started 15 regular-season games for Cleveland
- ✦ Missed one game while on Reserve/Suspended by Commissioner list
- ✦ Registered 50 tackles, 5.5 sacks and one pass defended

#### 2018 (BROWNS)

- ✦ Started all 16 regular-season games for Cleveland
- ✦ Posted 5.5 sacks and a forced fumble
- ✦ Recorded first-career multi-sack game on Sept. 18 at New Orleans, with two third-down takedowns of Drew Brees

#### 2017 (BROWNS)

- ✦ Played in 14 regular-season games (one start) as a rookie for Cleveland
- ✦ Inactive for two games (groin)
- ✦ Registered 32 tackles and 1.0 sack
- ✦ Made NFL debut in season-opener vs. Pittsburgh, and recorded four tackles
- ✦ Notched first career sack on Dec. 24 at Chicago, taking down Mitch Trubisky for a seven-yard loss

### TRANSACTIONS

- ✦ Signed a one-year contract with Pittsburgh on June 21, 2022
- ✦ Signed a one-year contract with Cincinnati on March 19, 2021
- ✦ Signed a four-year contract with Cleveland on May 18, 2017
- ✦ Drafted by the Browns in the third round (65th overall) of the 2017 NFL Draft

### COLLEGE

- ✦ Spent five seasons (2012-16) at the University of North Carolina Charlotte, with a redshirt year in '12
- ✦ Was part of Charlotte's first-ever recruiting class; the 49ers did not have a football season during his redshirt year in 2012, as the program's inaugural football season was in '13
- ✦ First player ever drafted into the NFL from Charlotte's football program
- ✦ Finished college career with 217 tackles, including 49 for loss, and 13.0 sacks

### PERSONAL

- ✦ Hometown is Greensboro, N.C.
- ✦ Attended Ragsdale H.S. in Jamestown, N.C.
- ✦ Has gained notoriety for how he got into football — he says he started playing as a 350-pound sophomore in high school because his mother took away his X-box, and then went on to lose roughly 100 pounds before his junior season and eventually earned multiple scholarship offers
- ✦ His parents, Larry and Mercy Ogunjobi, immigrated to the United States from Nigeria
- ✦ Taught himself to play the piano
- ✦ Double-major at Charlotte — computer science and biology
- ✦ Last name is pronounced "O-gunn-JO-bee"

## COMMUNITY

- ◆ NFL Waterboys - Unites professional athletes and fans in support of a single shared cause: providing clean, accessible drinking water to communities in need.
- ◆ In March 2020, donated 100,00 meals to Greater Cleveland Food Bank
- ◆ 2018 and 2019 hosted Christmas shopping for youth
- ◆ Participated in Thanksgiving drives
- ◆ Lighthouse Youth Services - System of care for 0-24 to guide and trace progress over time (mental health service, youth housing, emergency shelter, community juvenile justice services, residential treatment and foster care and adoption)
- ◆ Freestore Foodbank - Provides meals to hungry children and families
- ◆ Hosts a youth football camp at former school Ragsdale High School
- ◆ Children's Camp in Guam in 2018 and 2020 with Zach Banner

## LARRY OGUNJOBI'S NFL REGULAR SEASON DEFENSIVE STATISTICS

DATE	TEAM	GP	GS	TACKLES					INTERCEPTIONS					O. FUMB					ST				MISC.						
				TK	S	A	TFL	YDS	SK	YDS	QBH	NO	YDS	LG	TD	PD	FF	FR	TD	YDS	TK	S	A	FF	FR	S	A		
2017	Browns	14	1	32	17	15	4	21	1.0	7.0	3	0	0	0	0	0	0	0	0	0	0	0	0	0	0	0	0	0	0
2018	Browns	16	16	52	33	19	10	53	5.5	51.5	15	0	0	0	0	1	0	0	0	0	0	0	0	0	0	0	0	0	0
2019	Browns	15	15	50	35	15	10	55	5.5	40.0	13	0	0	0	1	0	0	0	0	0	0	0	0	0	0	0	0	0	0
2020	Browns	15	15	46	23	23	5	15	2.5	18.0	6	0	0	0	0	1	0	0	0	0	0	0	0	0	0	0	0	0	0
2021	Bengals	16	16	49	29	20	12	55	7.0	51.5	16	0	0	0	0	0	0	0	0	0	0	0	0	0	0	0	0	0	0
NFL TOTALS		76	63	229	137	92	41	199	21.5	168.0	53	0	0	0	0	1	2	0	0	0	0	0	0	0	0	0	0	0	0

## LARRY OGUNJOBI'S NFL POSTSEASON DEFENSIVE STATISTICS

DATE	TEAM	GP	GS	TACKLES					INTERCEPTIONS					O. FUMB					ST				MISC.						
				TK	S	A	TFL	YDS	SK	YDS	QBH	NO	YDS	LG	TD	PD	FF	FR	TD	YDS	TK	S	A	FF	FR	S	A		
2020	Browns	2	1	4	1	3	0	0	0.0	0.0	0	0	0	0	0	0	0	0	0	0	0	0	0	0	0	0	0	0	0
2021	Bengals	1	1	0	0	0	0	0	0.0	0.0	0	0	0	0	0	1	0	11	0	0	0	0	0	0	0	0	0	0	0
NFL TOTALS		3	3	4	1	3	0	0	0.0	0.0	0	0	0	0	0	1	0	11	0	0	0	0	0	0	0	0	0	0	0

## SINGLE-GAME HIGHS: DEFENSIVE

Total Tackles	9 vs. Cincinnati Bengals, Dec 08, 2019	Passes Defensed	1 at Denver Broncos, Nov 03, 2019
	8 vs. New York Jets, Sep 20, 2018	Forced Fumbles	1 at Baltimore Ravens, Sep 13, 2020
Solo Tackles	5 at Baltimore Ravens, Oct 24, 2021		1 at Baltimore Ravens, Dec 30, 2018
	5 at Cincinnati Bengals, Dec 29, 2019	Tackles For Loss	2 vs. San Francisco 49ers, Dec 12, 2021
Sacks	2.0 at New Orleans Saints, Sep 16, 2018		2 at Baltimore Ravens, Oct 24, 2021
	1.5 at Denver Broncos, Dec 19, 2021		...7 more at 2.
	...1 more at 1.5.		

## SINGLE-GAME HIGHS - POSTSEASON: DEFENSIVE

Total Tackles	3 at Pittsburgh Steelers, Jan 10, 2021	Fumble Recoveries	1 vs. Las Vegas Raiders, Jan 15, 2022
	1 at Kansas City Chiefs, Jan 17, 2021	Longest Opponent's Fumble Return	11 vs. Las Vegas Raiders, Jan 15, 2022
Solo Tackles	1 at Kansas City Chiefs, Jan 17, 2021		

## 2021 GAME-BY-GAME REGULAR-SEASON STATISTICS (BENGALS)

DATE	OPPONENT	P/S	TACKLES							INTERCEPTIONS					O. FUMB					ST				MISC.		W/L	SCORE			
			TK	S	A	SK	YDS	TFL	YDS	QBH	NO	YDS	LG	TD	PD	FF	FR	TD	YDS	TK	S	A	FF	FR	S			A		
09/12	Vikings	S	6	4	2	1.0	9.0	2	12	1	0	0	0	0	0	0	0	0	0	0	0	0	0	0	0	0	0	0	W	27-24+
09/19	at Bears	S	4	1	3	0.0	0.0	1	5	0	0	0	0	0	0	0	0	0	0	0	0	0	0	0	0	0	0	L	17-20	
09/26	at Steelers	S	3	2	1	0.0	0.0	1	0	0	0	0	0	0	0	0	0	0	0	0	0	0	0	0	0	0	0	W	24-10	
09/30	Jaguars	S	3	2	1	0.0	0.0	0	0	0	0	0	0	0	0	0	0	0	0	0	0	0	0	0	0	0	0	W	24-21	
10/10	Packers	S	0	0	0	0.0	0.0	0	0	0	0	0	0	0	0	0	0	0	0	0	0	0	0	0	0	0	0	L	22-25+	
10/17	at Lions	S	3	2	1	0.0	0.0	0	0	0	0	0	0	0	0	0	0	0	0	0	0	0	0	0	0	0	0	W	34-11	
10/24	at Ravens	S	6	5	1	1.5	5.5	2	5	2	0	0	0	0	0	0	0	0	0	0	0	0	0	0	0	0	0	W	41-17	
10/31	at Jets	S	5	3	2	1.0	5.0	1	5	2	0	0	0	0	0	0	0	0	0	0	0	0	0	0	0	0	0	L	31-34	
11/07	Browns	S	2	1	1	0.0	0.0	0	0	0	0	0	0	0	0	0	0	0	0	0	0	0	0	0	0	0	0	L	16-41	
11/21	at Raiders	S	2	0	2	0.0	0.0	0	0	1	0	0	0	0	0	0	0	0	0	0	0	0	0	0	0	0	0	W	32-13	
11/28	Steelers	S	1	1	0	0.0	0.0	0	0	1	0	0	0	0	0	0	0	0	0	0	0	0	0	0	0	0	0	W	41-10	
12/05	Chargers	S	2	1	1	1.0	9.0	1	9	2	0	0	0	0	0	0	0	0	0	0	0	0	0	0	0	0	0	L	22-41	
12/12	49ers	S	4	3	1	1.0	9.0	2	10	1	0	0	0	0	0	0	0	0	0	0	0	0	0	0	0	0	0	L	23-26+	
12/19	at Broncos	S	4	1	3	1.5	14.0	1	9	3	0	0	0	0	0	0	0	0	0	0	0	0	0	0	0	0	0	W	15-10	
12/26	Ravens	S	0	0	0	0.0	0.0	0	0	1	0	0	0	0	0	0	0	0	0	0	0	0	0	0	0	0	0	W	41-21	
01/02	Chiefs	S	4	3	1	0.0	0.0	1	0	2	0	0	0	0	0	0	0	0	0	0	0	0	0	0	0	0	0	W	34-31	
01/09	at Browns																										L	16-21		
2021 TOTALS		16-16	49	29	20	7.0	51.5	12	55	16	0	0	0	0	0	0	0	0	0	0	0	0	0	0	0	0	0	10-7		

+ - Overtime

## 2020 GAME-BY-GAME REGULAR-SEASON STATISTICS (BROWNS)

DATE	OPPONENT	P/S	TACKLES							INTERCEPTIONS				O. FUMB			ST			MISC		W/L	SCORE				
			TK	S	A	SK	YDS	TFL	YDS	QBH	NO	YDS	LG	TD	PD	FF	FR	TD	YDS	TK	S			A	FF	FR	S
09/13	at Ravens	S	3	3	0	0.0	0.0	1	2	0	0	0	0	0	1	0	0	0	0	0	0	0	0	0	0	L	6-38
09/17	Bengals	S	1	0	1	0.0	0.0	0	0	0	0	0	0	0	0	0	0	0	0	0	0	0	0	0	0	W	35-30
09/27	Football Team	S	4	2	2	0.0	0.0	1	0	0	0	0	0	0	0	0	0	0	0	0	0	0	0	0	0	W	34-20
10/04	at Cowboys	S	2	2	2	0.0	0.0	0	0	0	0	0	0	0	0	0	0	0	0	0	0	0	0	0	0	W	49-38
10/11	Colts	S								INACTIVE															W	32-23	
10/18	at Steelers	S	5	4	1	0.0	0.0	1	3	0	0	0	0	0	0	0	0	0	0	0	0	0	0	0	0	L	7-38
10/25	at Bengals	S	4	2	2	0.0	0.0	0	0	0	0	0	0	0	0	0	0	0	0	0	0	0	0	0	0	W	37-34
11/01	Raiders	S	4	2	2	0.0	0.0	0	0	0	0	0	0	0	0	0	0	0	0	0	0	0	0	0	0	L	6-16
11/15	Texans	S	2	1	1	0.5	2.5	0	0	1	0	0	0	0	0	0	0	0	0	0	0	0	0	0	0	W	10-7
11/22	Eagles	S	3	0	3	0.5	5.0	0	0	1	0	0	0	0	0	0	0	0	0	0	0	0	0	0	0	W	22-17
11/29	at Jaguars	S	3	2	1	0.0	0.0	0	0	0	0	0	0	0	0	0	0	0	0	0	0	0	0	0	0	W	27-25
12/06	at Titans	S	2	1	1	1.0	7.0	1	7	1	0	0	0	0	0	0	0	0	0	0	0	0	0	0	0	W	41-35
12/14	Ravens	S	4	2	2	0.0	0.0	0	0	0	0	0	0	0	0	0	0	0	0	0	0	0	0	0	0	L	42-47
12/20	at Giants	S	3	1	2	0.5	3.5	1	3	2	0	0	0	0	0	0	0	0	0	0	0	0	0	0	0	W	20-6
12/27	at Jets	S	4	2	2	0.0	0.0	0	0	0	0	0	0	0	0	0	0	0	0	0	0	0	0	0	0	L	16-23
10/03	Steelers	S	2	1	1	0.0	0.0	0	0	1	0	0	0	0	0	0	0	0	0	0	0	0	0	0	0	W	24-22
2020 TOTALS			15-15	46	23	23	2.5	18.0	5	15	6	0	0	0	0	1	0	0	0	0	0	0	0	0	0	11-5	

## 2019 GAME-BY-GAME REGULAR-SEASON STATISTICS (BROWNS)

DATE	OPPONENT	P/S	TACKLES							INTERCEPTIONS				O. FUMB			ST			MISC		W/L	SCORE				
			TK	S	A	SK	YDS	TFL	YDS	QBH	NO	YDS	LG	TD	PD	FF	FR	TD	YDS	TK	S			A	FF	FR	S
09/08	Titans	S	4	3	1	1.0	10.0	1	10	1	0	0	0	0	0	0	0	0	0	0	0	0	0	0	0	L	13-43
09/16	at Jets	S	4	2	2	0.0	0.0	0	0	1	0	0	0	0	0	0	0	0	0	0	0	0	0	0	0	W	23-3
09/22	Rams	S	3	2	1	1.0	9.0	1	9	1	0	0	0	0	0	0	0	0	0	0	0	0	0	0	0	L	13-20
09/29	at Ravens	S	4	4	0	1.0	0.0	1	2	1	0	0	0	0	0	0	0	0	0	0	0	0	0	0	0	W	40-25
10/07	at 49ers	S	3	3	0	0.0	0.0	2	8	1	0	0	0	0	0	0	0	0	0	0	0	0	0	0	0	L	3-31
10/13	Seahawks	S	1	1	0	0.0	0.0	0	0	1	0	0	0	0	0	0	0	0	0	0	0	0	0	0	0	L	28-32
10/27	at Patriots	S	3	3	0	0.0	0.0	0	0	0	0	0	0	0	0	0	0	0	0	0	0	0	0	0	0	L	13-27
11/03	at Broncos	S	3	3	0	1.0	7.0	1	7	1	0	0	0	1	0	0	0	0	0	0	0	0	0	0	0	L	19-24
11/10	Bills	S	2	1	1	0.0	0.0	0	0	1	0	0	0	0	0	0	0	0	0	0	0	0	0	0	0	W	19-16
11/14	Steelers	S	1	1	0	1.0	10.0	1	10	2	0	0	0	0	0	0	0	0	0	0	0	0	0	0	0	W	21-7
11/24	Dolphins	S								DID NOT PLAY															W	41-24	
12/01	at Steelers	S	3	1	2	0.0	0.0	0	0	0	0	0	0	0	0	0	0	0	0	0	0	0	0	0	0	L	13-20
12/08	Bengals	S	9	4	5	0.5	4.0	0	0	3	0	0	0	0	0	0	0	0	0	0	0	0	0	0	0	W	27-19
12/15	at Cardinals	S	4	2	2	0.0	0.0	1	3	0	0	0	0	0	0	0	0	0	0	0	0	0	0	0	0	L	24-38
12/22	Ravens	S	0	0	0	0.0	0.0	0	0	0	0	0	0	0	0	0	0	0	0	0	0	0	0	0	0	L	15-31
12/29	at Bengals	S	6	5	1	0.0	0.0	2	6	0	0	0	0	0	0	0	0	0	0	0	0	0	0	0	0	L	23-33
2019 TOTALS			15-15	50	35	15	5.5	40.0	10	55	13	0	0	0	0	1	0	0	0	0	0	0	0	0	0	6-10	

## 2018 GAME-BY-GAME REGULAR-SEASON STATISTICS (BROWNS)

DATE	OPPONENT	P/S	TACKLES							INTERCEPTIONS				O. FUMB			ST			MISC		W/L	SCORE				
			TK	S	A	SK	YDS	TFL	YDS	QBH	NO	YDS	LG	TD	PD	FF	FR	TD	YDS	TK	S			A	FF	FR	S
09/09	Steelers	S	7	3	4	1.0	10.0	1	10	1	0	0	0	0	0	0	0	0	0	0	0	0	0	0	0	T	21-21
09/16	at Saints	S	3	3	0	2.0	21.0	2	21	2	0	0	0	0	0	0	0	0	0	0	0	0	0	0	0	L	18-21
09/20	Jets	S	8	4	4	0.0	0.0	2	5	0	0	0	0	0	0	0	0	0	0	0	0	0	0	0	0	W	21-17
09/30	at Raiders	S	3	3	0	0.0	0.0	1	0	2	0	0	0	0	0	0	0	0	0	0	0	0	0	0	0	L	42-45+
10/07	Ravens	S	0	0	0	0.0	0.0	0	0	3	0	0	0	0	0	0	0	0	0	0	0	0	0	0	0	W	12-9+
10/14	Chargers	S	4	3	1	0.5	6.0	0	0	1	0	0	0	0	0	0	0	0	0	0	0	0	0	0	0	L	14-38
10/21	at Buccaneers	S	2	1	1	0.5	3.5	0	0	1	0	0	0	0	0	0	0	0	0	0	0	0	0	0	0	L	23-26+
10/28	at Steelers	S	2	2	0	0.0	0.0	0	0	0	0	0	0	0	0	0	0	0	0	0	0	0	0	0	0	L	18-33
11/04	Chiefs	S	2	2	0	0.0	0.0	1	1	1	0	0	0	0	0	0	0	0	0	0	0	0	0	0	0	L	21-37
11/11	Falcons	S	4	2	2	0.5	3.0	0	0	2	0	0	0	0	0	0	0	0	0	0	0	0	0	0	0	W	28-16
11/25	at Bengals	S	3	2	1	0.0	0.0	1	4	0	0	0	0	0	0	0	0	0	0	0	0	0	0	0	0	W	35-20
12/02	at Texans	S	0	0	0	0.0	0.0	0	0	0	0	0	0	0	0	0	0	0	0	0	0	0	0	0	0	L	13-29
12/09	Panthers	S	4	0	4	0.0	0.0	0	0	0	0	0	0	0	0	0	0	0	0	0	0	0	0	0	0	W	26-20
12/15	at Broncos	S	3	3	0	0.0	0.0	0	0	1	0	0	0	0	0	0	0	0	0	0	0	0	0	0	0	W	17-16
12/23	Bengals	S	4	4	0	1.0	8.0	2	12	1	0	0	0	0	0	0	0	0	0	0	0	0	0	0	0	W	26-18
12/30	at Ravens	S	3	1	2	0.0	0.0	0	0	0	0	0	0	0	1	0	0	0	0	0	0	0	0	0	0	L	24-26
2018 TOTALS			16-16	52	33	19	5.5	51.5	10	53	15	0	0	0	0	1	0	0	0	0	0	0	0	0	0	7-8-1	

+/- Overtime

## 2017 GAME-BY-GAME REGULAR-SEASON STATISTICS (BROWNS)

DATE	OPPONENT	P/S	TACKLES							INTERCEPTIONS				O. FUMB			ST			MISC		W/L	SCORE
			TK	S	A	SK	YDS	TFL	YDS	QBH	NO	YDS	LG	TD	PD	FF	FR	TD	YDS	TK	S		

## 2021 GAME-BY-GAME POSTSEASON STATISTICS (BENGALS)


DATE	OPPONENT	P/S	TACKLES							INTERCEPTIONS				O. FUMB			ST				MISC		W/L	SCORE			
			TK	S	A	SK	YDS	TFL	YDS	QBH	NO	YDS	LG	TD	PD	FF	FR	TD	YDS	TK	S	A			FF	FR	S
01/15	Raiders	S	0	0	0	0.0	0.0	0	0	0	0	0	0	0	0	1	0	11	0	0	0	0	0	0	0	W	26-19
01/22	at Titans																								W	19-16	
01/30	at Chiefs																								W	27-24+	
02/13	Rams																								L	20-23	
<b>2021 TOTALS</b>		<b>1-1</b>	<b>0</b>	<b>0</b>	<b>0</b>	<b>0.0</b>	<b>0.0</b>	<b>0</b>	<b>0</b>	<b>0</b>	<b>0</b>	<b>0</b>	<b>0</b>	<b>0</b>	<b>0</b>	<b>1</b>	<b>0</b>	<b>11</b>	<b>0</b>	<b>0</b>	<b>0</b>	<b>0</b>	<b>0</b>	<b>0</b>	<b>0</b>	<b>3-1</b>	

+ - Overtime

## 2020 GAME-BY-GAME POSTSEASON STATISTICS (BROWNS)

DATE	OPPONENT	P/S	TACKLES							INTERCEPTIONS				O. FUMB			ST				MISC		W/L	SCORE			
			TK	S	A	SK	YDS	TFL	YDS	QBH	NO	YDS	LG	TD	PD	FF	FR	TD	YDS	TK	S	A			FF	FR	S
01/10	at Steelers	S	3	0	3	0.0	0.0	0	0	0	0	0	0	0	0	0	0	0	0	0	0	0	0	0	0	W	48-37
01/17	at Chiefs	S	1	1	0	0.0	0.0	0	0	0	0	0	0	0	0	0	0	0	0	0	0	0	0	0	0	L	17-22
<b>2020 TOTALS</b>		<b>2-2</b>	<b>4</b>	<b>1</b>	<b>3</b>	<b>0.0</b>	<b>0.0</b>	<b>0</b>	<b>0</b>	<b>0</b>	<b>0</b>	<b>0</b>	<b>0</b>	<b>0</b>	<b>0</b>	<b>0</b>	<b>0</b>	<b>0</b>	<b>0</b>	<b>0</b>	<b>0</b>	<b>0</b>	<b>0</b>	<b>0</b>	<b>0</b>	<b>1-1</b>	





Chuk-WOO-oh-uh-KO-rah-for  
**76 CHUKWUMA OKORAFOR**  
 OFFENSIVE LINEMAN

**HEIGHT:** 6-6  
**WEIGHT:** 320  
**COLLEGE:** Western Michigan  
**BORN:** August 8, 1997

**BIRTHPLACE:** Southfield, MI  
**HOW ACQUIRED:** 03b '18  
**NFL EXPERIENCE:** 5th year

### PRO CAREER

- ✦ Has played in 46 games (35 starts) over his four-year NFL career (Steelers 2018-21)
- ✦ Made NFL debut in Week 1 of 2018 (at Cleveland)
- ✦ Made NFL starting debut in Week 1 of 2018 (at Cleveland)

#### 2021 (STEELERS)

- ✦ Left the Week 3 game vs Cincinnati with a possible concussion and did not return
- ✦ Inactive in Week 4 at Green Bay due to a concussion

#### 2020 (STEELERS)

- ✦ Played in 16 regular-season games (15 starts)
- ✦ Part of an offensive line that surrendered just 14 sacks, which was the lowest total in the NFL
- ✦ The 14 sacks allowed by the Steelers were the fewest allowed by the team and tied for the ninth fewest allowed in the League since 1982 when sacks became an official statistic
- ✦ Steelers allowed 1.0 sack or less in 12 games this season, including six games without a sack
- ✦ Pittsburgh did not allow a sack over a five-game stretch (Nov. 8-Dec. 7)
- ✦ The five-game streak without surrendering a sack is the franchise's longest streak since 1982 when sacks became an official statistic
- ✦ The five-game streak without allowing a sack is tied for the third longest in the NFL since 1982 when sacks became an official statistic

#### 2019 (STEELERS)

- ✦ Started at right tackle in his only appearance of the season in Week 10 vs. L.A. Rams

#### 2018 (STEELERS)

- ✦ Played in 13 regular-season games (three starts)
- ✦ Started in Week 1 at Cleveland, Week 8 vs. Cleveland and Week 12 at Denver

### TRANSACTIONS

- ✦ Signed a three-year extension with Pittsburgh on March 14, 2022
- ✦ Signed a four-year contract with Pittsburgh on May 22, 2018
- ✦ Drafted by the Steelers with the second of their two third-round selections (92nd overall) of the 2018 NFL Draft

### COLLEGE

- ✦ Started 39 consecutive games of his last three years at Western Michigan (2015-17)
- ✦ Tabbed a first-team All-American selection by FWAA and Phil Steele in 2017, adding second-team All-American honors by Sports Illustrated
- ✦ One of six semifinalists for the Outland Trophy in 2017
- ✦ Started all 12 games at left tackle in 2017, helping pave the way for seven different players to record 26 total rushing TDs
- ✦ Made 14 starts at left tackle in 2016, earning first team All-Mid-American Conference honors
- ✦ Part of an offensive line that yielded just 18 sacks in 2016, the 13th-fewest in the country
- ✦ started all 13 games at right tackle in 2015, helping block for MAC Freshman of the Year Jamauri Bogan, who finished with 1,051 rushing yards and 16 TD runs
- ✦ Played in 12 games in 2014 freshman year

### PERSONAL

- ✦ Attended Southfield High School (Southfield, Mich.)
- ✦ Ranked as the 11th best recruit in the state of Michigan
- ✦ Named an All-American in 2013
- ✦ Full name: Chukwuma Okorafor

### CHUKWUMA OKORAFOR'S NFL REGULAR SEASON STATISTICS

DATE	TEAM	GP	GS
2018	Steelers	13	3
2019	Steelers	1	1
2020	Steelers	16	15
2021	Steelers	16	16
<b>NFL TOTALS</b>		<b>46</b>	<b>35</b>

## CHUKWUMA OKORAFOR'S NFL POSTSEASON STATISTICS

DATE	TEAM	GP	GS
2020	Steelers	1	1
2021	Steelers	1	1
<b>NFL TOTALS</b>		<b>2</b>	<b>2</b>

## 2021 GAME-BY-GAME REGULAR-SEASON STATISTICS (STEELERS)

DATE	OPPONENT	P/S	W/L/T	SCORE
09/12	at Bills	S	W	23-16
09/19	Raiders	S	L	17-26
09/26	Bengals	S	L	10-24
10/03	at Packers	S	L	17-27
10/10	Broncos	S	W	27-19
10/17	Seahawks	S	W	23-20+
10/31	at Browns	S	W	15-10
11/08	Bears	S	W	29-27
11/14	Lions	S	T	16-16
11/21	at Chargers	S	L	37-41
11/28	at Bengals	S	L	10-41
12/05	Ravens	S	W	20-19
12/09	at Vikings	S	L	28-36
12/19	Titans	S	W	19-13
12/26	at Chiefs	S	L	10-36
01/03	Browns	S	W	26-14
01/09	at Ravens	S	W	16-13+
<b>2021 TOTALS</b>		<b>16-16</b>	<b>9-7-1</b>	


+ - Overtime

## 2021 GAME-BY-GAME POSTSEASON STATISTICS (STEELERS)

DATE	OPPONENT	P/S	W/L	SCORE
01/16	at Chiefs	S	L	21-42
<b>2021 TOTALS</b>		<b>1-1</b>	<b>0-1</b>	

## 2020 GAME-BY-GAME POSTSEASON STATISTICS (STEELERS)

DATE	OPPONENT	P/S	W/L	SCORE
01/10	Browns	S	L	37-48
<b>2020 TOTALS</b>		<b>1-1</b>	<b>0-1</b>	



5

CHRIS OLADOKUN

QUARTERBACK

HEIGHT: 6-2

WEIGHT: 195

COLLEGE: South Dakota State

BORN: September 3, 1997

BIRTHPLACE: Tampa, FL

HOW ACQUIRED: 07b 22

NFL EXPERIENCE: R

## PRO CAREER

- ✦ Has yet to make NFL debut

## TRANSACTIONS


- ✦ Signed a four-year contract with Pittsburgh on May 13, 2022
- ✦ Drafted by the Steelers in the seventh round (241st overall) of the 2022 NFL Draft


## COLLEGE

- ✦ Played in 15 games (15 starts) for South Dakota State
- ✦ Completed 62.3-percent of his passes (238-of-382) for 3,164 yards and 25 TDs
- ✦ Registered QB efficiency rating of 149.8
- ✦ Guided the Jackrabbits to the FCS national semifinals
- ✦ Played in seven games (one start) at Samford in the 2020 season
- ✦ Completed 66.1-percent of his passes (37-of-56) for 221 yards and one TD (Samford, 2020)
- ✦ Registered QB efficiency rating of 98.0 (Samford, 2020)
- ✦ Saw action in all 12 games, including eight starts at quarterback at Samford in 2019
- ✦ Completed 169-of-272 passes for 2,064 yards and 18 TDs (Samford, 2019)
- ✦ Rushed 127 times for 493 yards and eight TDs (Samford, 2019)
- ✦ Named the SoCon Offensive Player of the Month for September, and the Offensive Player of the Week three times (Samford, 2019)
- ✦ Threw for 428 yards and six TDs, and rushed for another TD, tying the school record for both TD passes and TDs responsible for in a game at Tennessee Tech (Samford, 2019)
- ✦ Passed for 250 yards and three TDs, and rushed for 95 yards and a score against Alabama A&M (Samford, 2019)
- ✦ Threw for 294 yards and three TDs at VMI ... passed for 270 yards and a TD at Mercer (Samford, 2019)
- ✦ Appeared in six games, including two starts while attending University of South Florida (USF, 2018)
- ✦ Completed 22-of-44 passes for 285 yards and three touchdowns (USF, 2018)

## PERSONAL

- ✦ Prepped at Sickles High School in Tampa, where he threw for 1,390 yards and 15 touchdowns with only three interceptions in nine games as a senior
- ✦ Totaled 57 touchdown passes and 11 interceptions in his prep career
- ✦ Transferred to Sickles before his senior year after throwing for 3,646 yards and 32 touchdowns in two seasons at Alonzo High School
- ✦ Selected to play in the Blue-Grey Football All-American Bowl as a senior
- ✦ Dual-threat quarterback rated as a three-star recruit by Scout, 247Sports and Rivals





**GUNNER OLSZEWSKI**  
WIDE RECEIVER

**HEIGHT:** 6-0  
**WEIGHT:** 190  
**COLLEGE:** Bemidji State  
**BORN:** November 26, 1986

**BIRTHPLACE:** Alvin, TX  
**HOW ACQUIRED:** UFA '22  
**NFL EXPERIENCE:** 4th year

## PRO CAREER

- ✦ Has played in 36 games (two starts) over his three-year NFL career (Patriots 2019-21)
- ✦ Has averaged 23.2 yards per kickoff return (36 returns for 834 yards) and 12.6 yards per punt return (834 yards on 66 returns) over his career
- ✦ His 12.6 yards/punt return would rank tied for third in NFL history, but the League uses 75 punt returns to qualify for the NFL record (which is 12.8 yards/punt return by George McAfee, Chicago, 1940-41, 45-50)
- ✦ Led the NFL with a 17.3-yard punt return average (20 returns for 346 yards and one TD) in 2020, which was the highest return average in New England history and the second-highest in the NFL since 1970
- ✦ Earned several accolades in 202, including Associated Press First Team All-Pro, Pro Football Weekly All-NFL Team, PFWA All-AFC Team and Sporting News All-Pro
- ✦ Named AFC Special Teams Player of the Week for his performance in Week 13 of 2020 at L.A. Chargers when he scored on a 70-yard punt return and had a 61-yard return
- ✦ First player in New England history with two punt returns of at least 60 yards in a single game
- ✦ Also registered a 38-yard TD reception at L.A. Chargers, which made him the fourth player in Patriots history with a punt return TD and TD catch in the same game
- ✦ Has caught nine passes for 127 yards and one TD and rushed six times for 32 yards
- ✦ Made NFL debut in Week 1 of 2019 (vs. Pittsburgh)
- ✦ Made NFL starting debut in Week 8 of 2020 (at Buffalo)

### 2021 (PATRIOTS)

- ✦ Played in 16 regular-season games
- ✦ Primarily used as a punt returner and on kickoffs with occasional snaps at wide receiver
- ✦ Caught two passes for 31 yards; rushed for nine yards on one carry
- ✦ Returned 18 kickoffs for 416 yards (23.1 yards/return)
- ✦ Returned 26 punts for 309 yards (11.9 yards/return)
- ✦ His 11.9 yards/punt return finished tied for second in the NFL
- ✦ Returned two punts for 30 yards vs. N.J. Jets on Oct. 24; his 17-yard return set the Patriots up at midfield for what turned into a TD drive
- ✦ Had three 20-yard punt returns at L.A. Chargers on Oct. 31; last NFL player with three punt returns of 20 or more yards in a single game was Nyheim Hines (Indianapolis) on Dec. 22, 2019 vs. Tennessee
- ✦ First New England player to do so since Troy Brown on Sept. 11, 2000 at N.Y. Jets
- ✦ Registered a career-long 37-yard kickoff return vs. Tennessee on Nov. 28

### 2020 (PATRIOTS)

- ✦ Saw action in 13 regular-season games with two starts
- ✦ Primarily used as a punt returner and on kickoffs with occasional starts at wide receiver
- ✦ Caught five passes for 62 yards and one TD; rushed for 23 yards on five carries
- ✦ Returned 18 kickoffs for 418 yards (23.2 yards/return)
- ✦ Returned 20 punts for 346 yards (17.3 yards/return)
- ✦ His 17.3 yards/punt return not only led the NFL, but it was the highest return average in New England history and the second-highest in the NFL since 1970
- ✦ Fourth player in franchise history to lead the League in punt return average
- ✦ Earned several accolades, including Associated Press First Team All-Pro, Pro Football Weekly All-NFL Team, PFWA All-AFC Team and Sporting News All-Pro
- ✦ Named AFC Special Teams Player of the Week for his performance in Week 13 at L.A. Chargers
- ✦ Returned three punts for 145 yards
- ✦ His 145 punt return yards were the second-most every in franchise history
- ✦ Scored on a 70-yard punt return TD and had a 61-yard return
- ✦ Became the first player in New England history with two punt returns of at least 60 yards in a single game
- ✦ Registered a 38-yard TD reception, which made him the fourth player in Patriots history with a punt return TD and TD catch in the same game
- ✦ Suffered an injury during training camp and was placed on Injured Reserve prior to the start of the regular season (missed the first three games of the campaign)
- ✦ Made his first NFL start at wide receiver at Buffalo on Nov. 1
- ✦ Returned two punts for a total of 67 yards in the win vs. Arizona on Nov. 29, including a then career-long 58 yards in the second half

### 2019 (PATRIOTS)

- ✦ Made the 53-man roster as a rookie free agent
- ✦ Saw action in eight regular-season games before being placed on Injured Reserve on Nov. 19
- ✦ Primarily used as a punt returner and on kickoffs with occasional snaps at wide receiver
- ✦ Caught two passes for 34 yards
- ✦ Returned 20 punts for 179 yards (9.0 yards/return)
- ✦ Made his NFL debut on Sept. 8 vs. Pittsburgh (returned two punts for 35 yards)

## TRANSACTIONS

- ✦ Signed a two-year contract with Pittsburgh on March 22, 2022
- ✦ Signed with New England as an undrafted free agent on May 23, 2019

## COLLEGE

- ✦ Played in 42 games at Bemidji State (2015-18)
- ✦ Played defensive back throughout college career before making the switch to wide receiver in pursuit of an NFL career
- ✦ Registered 310 tackles (183 solo), 40 passes defended, 13 interceptions, nine tackles for loss, three forced fumbles, one fumble recovery and 1.0 sack
- ✦ Averaged 29.7 yards per kickoff return (11 returns for 327 yards) and 13.4 yards per punt return (923 yards on 69 returns) over his career
- ✦ Named 2018 NSIC Defensive Player of the Year
- ✦ Named 2018 AFCA DII All-America First Team
- ✦ Three-time NSIC North Division All-Conference First Team
- ✦ Voted Bemidji State's Defensive and Special Teams MVP
- ✦ Played baseball at Bemidji State before an injury sidelined him during his junior season and focus shifted to football
- ✦ Played in 91 games (91 starts) and batted .316 with 18 doubles, four triples, eight home runs, 53 RBI, 60 runs scored and 30 stolen bases (in 37 attempts)

## PERSONAL

- ✦ Attended Alvin High School (Alvin, Texas)
- ✦ Two-sport athlete, earning two varsity letters in both football and baseball
- ✦ Two-time First-Team all-district safety and holds the school record in tackles in a season (150) as well as career tackles (270) and career interceptions (seven)
- ✦ Forced six fumbles and returned three punts for TDs as a senior
- ✦ Son of Eric and Collette Olszewski
- ✦ Father, Eric, was a minor league baseball pitcher for the Atlanta Braves organization
- ✦ Full name: Kaleb Gunner Olszewski

## GUNNER OLSZEWSKI'S NFL REGULAR SEASON RUSHING/RECEIVING STATISTICS

DATE	TEAM	GP	GS	RECEIVING				RUSHING					
				NO.	YDS.	AVG.	LG	TD	NO.	YDS.	AVG.	LG	TD
2019	Patriots	8	0	2	34	17.0	29	0	0	0.0	0	0	
2020	Patriots	13	2	5	62	12.4	38t	1	5	23	4.6	12	0
2021	Patriots	16	0	2	31	15.5	22	0	1	9	9.0	9	0
<b>NFL TOTALS</b>		<b>37</b>	<b>2</b>	<b>9</b>	<b>127</b>	<b>14.1</b>	<b>38T</b>	<b>1</b>	<b>6</b>	<b>32</b>	<b>5.3</b>	<b>12</b>	<b>0</b>

## GUNNER OLSZEWSKI'S NFL POSTSEASON RUSHING/RECEIVING STATISTICS

DATE	TEAM	GP	GS	RECEIVING				RUSHING				
				NO.	YDS.	AVG.	LG	TD	NO.	YDS.	AVG.	LG
2019	Patriots	0	0	0	0	0.0	0	0	0	0.0	0	0
2021	Patriots	1	0	0	0	0.0	0	0	0	0.0	0	0
<b>NFL TOTALS</b>		<b>1</b>	<b>0</b>	<b>0</b>	<b>0</b>	<b>0.0</b>	<b>0</b>	<b>0</b>	<b>0</b>	<b>0.0</b>	<b>0</b>	<b>0</b>

## GUNNER OLSZEWSKI'S NFL REGULAR SEASON RETURN STATISTICS

DATE	TEAM	KICKOFF RETURNS					PUNT RETURNS					
		RET.	YDS.	AVG.	LG	TD	NO.	FC	YDS.	AVG.	LG	TD
2019	Patriots	0	0	0.0	0	0	20	16	179	9.0	22	0
2020	Patriots	18	418	23.2	33	0	20	11	346	17.3	70t	1
2021	Patriots	18	416	23.1	37	0	26	10	309	11.9	27	0
<b>NFL TOTALS</b>		<b>36</b>	<b>834</b>	<b>23.2</b>	<b>37</b>	<b>0</b>	<b>66</b>	<b>37</b>	<b>834</b>	<b>12.6</b>	<b>70T</b>	<b>1</b>

## GUNNER OLSZEWSKI'S NFL POSTSEASON RETURN STATISTICS

DATE	TEAM	KICKOFF RETURNS					PUNT RETURNS					
		RET.	YDS.	AVG.	LG	TD	NO.	FC	YDS.	AVG.	LG	TD
2019	Patriots	0	0	0.0	0	0	0	0	0	0.0	0	0
2021	Patriots	5	103	20.6	26	0	0	0	0	0.0	0	0
<b>NFL TOTALS</b>		<b>5</b>	<b>103</b>	<b>20.6</b>	<b>26</b>	<b>0</b>	<b>0</b>	<b>0</b>	<b>0</b>	<b>0.0</b>	<b>0</b>	<b>0</b>

## SINGLE-GAME HIGHS: RUSHING/RECEIVING

Rush Attempts	3 at New York Jets, Nov 09, 2020 1 vs. Buffalo Bills, Dec 26, 2021 ...2 more at 1.	Longest Kickoff Return	37 vs. Tennessee Titans, Nov 28, 2021 33 vs. San Francisco 49ers, Oct 25, 2020
Rushing Yards	16 at New York Jets, Nov 09, 2020 9 vs. Buffalo Bills, Dec 26, 2021	Fair Catches	5 at Washington Redskins, Oct 06, 2019 4 vs. Jacksonville Jaguars, Jan 02, 2022
Longest Runs	12 at New York Jets, Nov 09, 2020 9 vs. Buffalo Bills, Dec 26, 2021	Punt Return Yards	145 at Los Angeles Chargers, Dec 06, 2020 80 at Los Angeles Chargers, Oct 31, 2021
Receptions	2 vs. New York Jets, Jan 03, 2021 2 vs. New York Giants, Oct 10, 2019	Longest Punt Return	70t at Los Angeles Chargers, Dec 06, 2020 61 at Los Angeles Chargers, Dec 06, 2020
Receiving Yards	38t at Los Angeles Chargers, Dec 06, 2020 34 vs. New York Giants, Oct 10, 2019	Punt Returns	8 vs. New York Jets, Sep 22, 2019 5 at Los Angeles Rams, Dec 10, 2020
Longest Receptions	38t at Los Angeles Chargers, Dec 06, 2020 29 vs. New York Giants, Oct 10, 2019	Punt Return TDs	1 at Los Angeles Chargers, Dec 06, 2020
Receiving TDs	1 at Los Angeles Chargers, Dec 06, 2020	Punt Return Average	48.3 at Los Angeles Chargers, Dec 06, 2020 20.0 at Los Angeles Chargers, Oct 31, 2021
All-Purpose Yards	183 at Los Angeles Chargers, Dec 06, 2020 155 vs. San Francisco 49ers, Oct 25, 2020	Kickoff Return Average	28.0 vs. Tennessee Titans, Nov 28, 2021 25.8 vs. San Francisco 49ers, Oct 25, 2020
Kickoff Returns	6 vs. San Francisco 49ers, Oct 25, 2020 4 at New York Jets, Nov 09, 2020	Special Teams Tackles	3 vs. Jacksonville Jaguars, Jan 02, 2022 2 at Atlanta Falcons, Nov 18, 2021
Kickoff Return Yards	155 vs. San Francisco 49ers, Oct 25, 2020 100 at New York Jets, Nov 09, 2020	Most TDs	2 at Los Angeles Chargers, Dec 06, 2020

## SINGLE-GAME HIGHS - POSTSEASON: RUSHING/RECEIVING

All-Purpose Yards	103 at Buffalo Bills, Jan 15, 2022	Longest Kickoff Return	26 at Buffalo Bills, Jan 15, 2022
Kickoff Returns	5 at Buffalo Bills, Jan 15, 2022		25 at Buffalo Bills, Jan 15, 2022
Kickoff Return Yards	103 at Buffalo Bills, Jan 15, 2022		21 at Buffalo Bills, Jan 15, 2022 16 at Buffalo Bills, Jan 15, 2022 15 at Buffalo Bills, Jan 15, 2022
		Kickoff Return Average	20.6 at Buffalo Bills, Jan 15, 2022
		Special Teams Tackles	1 at Buffalo Bills, Jan 15, 2022

## 2021 GAME-BY-GAME REGULAR-SEASON STATISTICS (PATRIOTS)

DATE	OPPONENT	P/S	RECEIVING					RUSHING					W/L	SCORE
			NO.	YDS.	AVG.	LG	TD	NO.	YDS.	AVG.	LG	TD		
09/12	Dolphins	P	0	0	0.0	0	0	0	0	0.0	0	0	L	16-17
09/19	at Jets	P	0	0	0.0	0	0	0	0	0.0	0	0	W	25-6
09/26	Saints	P	0	0	0.0	0	0	0	0	0.0	0	0	L	13-28
10/03	Buccaneers	P	0	0	0.0	0	0	0	0	0.0	0	0	L	17-19
10/10	at Texans	P	0	0	0.0	0	0	0	0	0.0	0	0	W	25-22
10/17	Cowboys	P	0	0	0.0	0	0	0	0	0.0	0	0	L	29-35+
10/24	Jets	P	1	22	22.0	22	0	0	0	0.0	0	0	W	54-13
10/31	at Chargers	P	0	0	0.0	0	0	0	0	0.0	0	0	W	27-24
11/07	at Panthers	P	0	0	0.0	0	0	0	0	0.0	0	0	W	24-6
11/14	Browns												W	45-7
11/18	at Falcons	P	0	0	0.0	0	0	0	0	0.0	0	0	W	25-0
11/28	Titans	P	0	0	0.0	0	0	0	0	0.0	0	0	W	36-13
12/06	at Bills	P	0	0	0.0	0	0	0	0	0.0	0	0	W	14-10
12/18	at Colts	P	0	0	0.0	0	0	0	0	0.0	0	0	L	17-27
12/26	Bills	P	0	0	0.0	0	0	1	9	9.0	9	0	L	21-33
01/02	Jaguars	P	1	9	9.0	9	0	0	0	0.0	0	0	W	50-10
01/09	at Dolphins	P	0	0	0.0	0	0	0	0	0.0	0	0	L	24-33
2021 TOTALS		16-0	2	31	15.5	22	0	1	9	9.0	9	0	10-7	

+ - Overtime

## 2020 GAME-BY-GAME REGULAR-SEASON STATISTICS (PATRIOTS)

DATE	OPPONENT	P/S	RECEIVING					RUSHING					W/L	SCORE
			NO.	YDS.	AVG.	LG	TD	NO.	YDS.	AVG.	LG	TD		
09/13	Dolphins												W	21-11
09/20	at Seahawks												L	30-35
09/27	Raiders												W	36-20
10/05	at Chiefs												L	10-26
10/18	Broncos												L	12-18
10/25	49ers												L	6-33
11/01	at Bills												L	21-24
11/09	at Jets												W	30-27
11/15	Ravens												W	23-17
11/22	at Texans	P	0	0	0.0	0	0	0	0	0.0	0	0	L	20-27
11/29	Cardinals	P	0	0	0.0	0	0	1	1	1.0	1	0	W	20-17
12/06	at Chargers	P	1	38	38.0	38t	1	0	0	0.0	0	0	W	45-0
12/10	at Rams	P	0	0	0.0	0	0	0	0	0.0	0	0	L	3-24
12/20	at Dolphins	P	0	0	0.0	0	0	0	0	0.0	0	0	L	12-22
12/28	Bills	P	0	0	0.0	0	0	0	0	0.0	0	0	L	9-38
01/03	Jets	P	2	14	7.0	12	0	0	0	0.0	0	0	W	28-14
2020 TOTALS		7-0	3	52	17.3	38T	1	1	1	1.0	1	0	7-9	

## 2019 GAME-BY-GAME REGULAR-SEASON STATISTICS (PATRIOTS)

DATE	OPPONENT	P/S	RECEIVING					RUSHING					W/L	SCORE
			NO.	YDS.	AVG.	LG	TD	NO.	YDS.	AVG.	LG	TD		
09/08	Steelers	P	0	0	0.0	0	0	0	0	0.0	0	0	W	33-3
09/15	at Dolphins	P	0	0	0.0	0	0	0	0	0.0	0	0	W	43-0
09/22	Jets	P	0	0	0.0	0	0	0	0	0.0	0	0	W	30-14
09/29	at Bills	P	0	0	0.0	0	0	0	0	0.0	0	0	W	16-10
10/06	at Redskins	P	0	0	0.0	0	0	0	0	0.0	0	0	W	33-7
10/10	Giants	P	2	34	17.0	29	0	0	0	0.0	0	0	W	35-14
10/21	at Jets	P	0	0	0.0	0	0	0	0	0.0	0	0	W	33-0
10/27	Browns	P	0	0	0.0	0	0	0	0	0.0	0	0	W	27-13
11/03	at Ravens												L	20-37
11/17	at Eagles												W	17-10
11/24	Cowboys												W	13-9
12/01	at Texans												L	22-28
12/08	Chiefs												L	16-23
12/15	at Bengals												W	34-13
12/21	Bills												W	24-17
12/29	Dolphins												L	24-27
<b>2019 TOTALS</b>		<b>8-0</b>	<b>2</b>	<b>34</b>	<b>17.0</b>	<b>29</b>	<b>0</b>	<b>0</b>	<b>0</b>	<b>0.0</b>	<b>0</b>	<b>0</b>	<b>12-4</b>	

## 2021 GAME-BY-GAME POSTSEASON STATISTICS (PATRIOTS)

DATE	OPPONENT	P/S	RECEIVING					RUSHING					W/L	SCORE
			NO.	YDS.	AVG.	LG	TD	NO.	YDS.	AVG.	LG	TD		
01/15	at Bills	P	0	0	0.0	0	0	0	0	0.0	0	0	L	17-47
<b>2021 TOTALS</b>		<b>1-0</b>	<b>0</b>	<b>0</b>	<b>0.0</b>	<b>0</b>	<b>0</b>	<b>0</b>	<b>0</b>	<b>0.0</b>	<b>0</b>	<b>0</b>	<b>0-1</b>	

## 2019 GAME-BY-GAME POSTSEASON STATISTICS (PATRIOTS)

DATE	OPPONENT	P/S	RECEIVING					RUSHING					W/L	SCORE
			NO.	YDS.	AVG.	LG	TD	NO.	YDS.	AVG.	LG	TD		
01/04	Titans												L	13-20
<b>2019 TOTALS</b>		<b>0-0</b>	<b>0</b>	<b>0</b>	<b>0.0</b>	<b>0</b>	<b>0</b>	<b>0</b>	<b>0</b>	<b>0.0</b>	<b>0</b>	<b>0</b>	<b>0-1</b>	





79

CHRIS OWENS

CENTER

HEIGHT: 6-3

WEIGHT: 305

COLLEGE: Alabama

BORN: December 24, 1987

BIRTHPLACE: Arlington, TX

HOW ACQUIRED: UDFA 22

NFL EXPERIENCE: R

## PRO CAREER

- ✦ Has yet to make NFL debut

## TRANSACTIONS

- ✦ Signed by the Pittsburgh Steelers as an undrafted free agent on May 2, 2022

## COLLEGE

- ✦ Veteran lineman who played multiple positions across the Alabama offensive line during his career
- ✦ Started 20 career games, including 12 games at right tackle and one at center in 2021
- ✦ Helped an Alabama offensive front that opened holes and provided time for the No. 6 scoring offense (39.9 ppg), No. 7 passing offense (338.2 ypg) and pass efficiency offense (166.5), the No. 3 unit in third-down conversion percentage (52.0) and the No. 5 red zone offense (.926)
- ✦ Accounted for 19 knockdown blocks
- ✦ Earned 1,003 snaps over 15 games
- ✦ Part of an Alabama front that earned player of the week honors from the UA coaching staff following the win over Ole Miss while the entire offensive line earned garnered the honor after the SEC Championship Game against Georgia

## PERSONAL

- ✦ Coached by Laban DeLay at Arlington Lamar High School
- ✦ Participated in the Under Armour All-American Game
- ✦ Consensus four-star guard
- ✦ Rated as the No. 10 guard nationally and No. 26 player in the state of Texas by 247Composite ratings
- ✦ The ninth-rated guard and No. 35 player from Texas by 247Sports.com
- ✦ Slotted at third-ranked offensive guard and No. 76 overall player in the ESPN300 rankings
- ✦ No. 170 in the Scout300 and the services' No. 11 guard
- ✦ The No. 2 guard in the Midlands by Scout.com and the No. 2 guard in Texas
- ✦ The No. 145 overall player and sixth-rated offensive guard on the PrepStar Top150 Dream Team
- ✦ Second team 6A All-State selection by the Texas Associated Press Sports Editors



**14 GEORGE PICKENS**  
WIDE RECEIVER

<b>HEIGHT:</b> 6-3	<b>BIRTHPLACE:</b> Hoover, AL
<b>WEIGHT:</b> 200	<b>HOW ACQUIRED:</b> 02 22
<b>COLLEGE:</b> Georgia	<b>NFL EXPERIENCE:</b> R
<b>BORN:</b> March 4, 2001	

## PRO CAREER

- ✦ Has yet to make NFL debut

## TRANSACTIONS


- ✦ Signed a four-year contract with the Steelers on May 13, 2022
- ✦ Drafted by the Pittsburgh Steelers in the 2nd round (52nd overall) in the 2022 NFL Draft


## COLLEGE

- ✦ Played in 26 games in his three-year Georgia career (missed much of the 2021 season after suffering a knee injury in late March)
- ✦ Registered 90 receptions for 1,347 yards with 14 touchdowns
- ✦ Pre-season All-American 2nd team pick by Walter Camp (2021)
- ✦ Second-team pre-season All-SEC as voted by the league's 14 head coach (2021)
- ✦ Started in all eight games in which he played (2020)
- ✦ Tied with K. Jackson for team receiving honors with 36 catches for 513 yards and a team-high six TDs (2020)
- ✦ Caught seven passes for 135 yards, including a then-career-long 51-yarder, in Chick-fil-A Peach Bowl win over Cincinnati (2020)
- ✦ Season-high eight receptions for 87 yards and a TD vs. Mississippi State (2020)
- ✦ Caught a pair of TD passes in win at Missouri, including a key score with :37 left before halftime (2020)
- ✦ Team-high five receptions for 53 yards vs. Alabama (2020)
- ✦ Caught four passes for 47 yards and the team's first TD of 2020, a 19-yarder, in Georgia's win at Arkansas
- ✦ Named to the pre-season watch list for the Fred Biletnikoff Award (nation's top WR) (2020)
- ✦ Named Pre-Season All-SEC Second Team, as selected by the media covering the league (2020)
- ✦ Coaches' Freshman All-SEC Team (2019)
- ✦ Co-winner of Offensive Newcomer of the Year award, given at team's post-season awards gala (2019)
- ✦ Played in all 14 games, earning his first start vs. Kentucky (2019)
- ✦ Started in Sugar Bowl win over Baylor (2019)
- ✦ Finished season with 49 catches for 727 yards, both team highs (2019)
- ✦ Led the Bulldogs in TD catches with eight (2019)
- ✦ Had 12 catches for 175 yards and a TD in the Sugar Bowl, earning MVP honors (2019)
- ✦ His 12 grabs tied a UGA bowl record and were the most by a Bulldog receiver in 17 seasons (2019)
- ✦ Two of his five catches vs. Missouri went for scores (25 & 18 yards) (2019)
- ✦ First TD catch was a second-quarter score, from 15 yards out, vs. Murray State (2019)
- ✦ Season highs of seven catches and 98 yards both came vs. South Carolina (2019)
- ✦ Team-high four catches for 35 yards vs. Kentucky (2019)

## PERSONAL

- ✦ Hoover HS, coached by Josh Niblett
- ✦ Selected to play for Team Flash at the 2019 Under Armour All-American Game, snagging four receptions for 55 yards
- ✦ 247sports.com five-star prospect, #24 prospect nationally, #4 wide receiver nationally, #1 prospect in Alabama
- ✦ ESPN.com four-star prospect, #6 WR nationally, #54 prospect nationally, #5 prospect in Alabama
- ✦ Rivals.com five-star prospect, #7 prospect nationally, #2 WR nationally, #1 prospect in Alabama
- ✦ Listed at No. 14 on the USA Today Chosen 25 for the nation's top overall prospects
- ✦ Honored as a finalist for the 2018 Alabama Sports Writers Association Class 7A Player of the Year Award
- ✦ Named to the 2018 All-USA Alabama First Team offense by the USA Today
- ✦ Helped the Buccaneers to a 9-4 record, the Region 3-7A title and the semifinals of the 2018 AHSAA Class 7A playoffs
- ✦ Finished his senior season with 69 catches for 1,368 yards and 16 TDs to go along with a KO return TD
- ✦ Named to AL.com's 2018 Super All-State Team and the All-Birmingham First Team offense
- ✦ Competed in the 2018 Alabama-Mississippi All-Star Game, earning Alabama MVP honors after catching nine passes for 155 yards and two TDs
- ✦ Named to the 2018 MaxPreps All-American Second Team offense
- ✦ Tabbed at No. 6 on AL.com's 2018 Preseason A-List
- ✦ Part of the Buccaneers' teams that won back-to-back AHSAA Class 7A State titles in 2017 (11-3) and 2016 (12-2)
- ✦ As a junior in 2017, he caught 46 passes for 735 yards and five TDs, while adding two punt returns for scores
- ✦ Named to AL.com's 2017 All-Birmingham Team as an athlete, as well as Class 7A First Team All-State offense by the ASWA, All-USA Alabama First Team offense by the USA Today and AL.com All-State Team Honorable Mention
- ✦ Competed at the Nike's The Opening Regional camp in Atlanta in July 2017
- ✦ Recipient of the A.J. Green Family Football Scholarship
- ✦ Younger brother Chris Humes played collegiately at Arkansas State and professionally for the CFL's Winnipeg Bombers.





## KENNY PICKETT

QUARTERBACK

HEIGHT: 6-3	BIRTHPLACE: Oakhurst, NJ
WEIGHT: 220	HOW ACQUIRED: DT 22
COLLEGE: Pittsburgh	NFL EXPERIENCE: R
BORN: June 6, 1998	



### PRO CAREER

- ✦ Has yet to make NFL debut

### TRANSACTIONS


- ✦ Drafted by Pittsburgh in the first round (20th overall) of the 2022 NFL Draft

### COLLEGE

- ✦ Finished his career as Pitt's all-time leader in passing yards (12,303), pass completions (1,045), total offense (13,112), TD responsibility (102) and passing TDs (81)
- ✦ Registered the most 300-yard passing games (16) and 400-yard passing games (five) in Pitt history
- ✦ Recorded 20 career rushing TDs, a new standard for a Pitt quarterback
- ✦ Finished as the winningest starting quarterback in Pitt history with 32 victories
- ✦ Fashioned a 32-17 record as a starting quarterback QB in school history
- ✦ Completed 67% of his passes (334 of 497) for 4,319 yards with 42 TDs and only seven interceptions in 2021; added five rushing scores (totalled 47 TDs)
- ✦ His 4,319 passing yards, 42 passing TDs, 47 total TDs and 334 completions set school single-season marks
- ✦ Set an ACC single-season record for TD passes
- ✦ Directed the Panthers to an 11-2 record and the program's first ACC championship
- ✦ The 11 victories marked Pitt's most since the Dan Marino-led 1981 team went 11-1
- ✦ Named a first team All-American by the Walter Camp Football Foundation and American Football Coaches Association (AFCA)
- ✦ Last Pitt quarterback to be named a first team All-American was Marino in 1981
- ✦ 2021 Heisman Trophy finalist—Pitt's first since receiver Larry Fitzgerald in 2003—and finished third in the balloting
- ✦ Boasted national top-10 statistical rankings in eight categories: TD passes (ACC-record 42, fourth), points responsible for (282, fourth), points responsible for per game (21.7 avg., fifth), total offense (350.8 avg., fifth), passing yards (4,319, sixth), passing yards per game (332.2 avg., sixth), completions per game (25.69 avg., seventh) and pass efficiency (ACC-high 165.3 rating, ninth)
- ✦ 2021 additional honors include: Johnny Unitas Golden Arm Award Winner (nation's top senior/fourth-year junior quarterback), Senior CLASS Award Winner (community, classroom, character and competition), Maxwell Award Finalist (nation's outstanding player), Walter Camp Award Finalist (nation's outstanding player), Davey O'Brien National Quarterback Award Finalist (nation's best college quarterback), Manning Award Finalist (college football's outstanding quarterback), AFCA All-America Team (first team), Walter Camp All-America Team (first team), Associated Press All-America Team (second team), Football Writers Association of America All-America Team (second team), Sporting News All-America Team (second team), ACC Player of the Year (overall and offensive) and Brian Westbrook Regional Player of the Year Award (Maxwell Football Club)

### PERSONAL

- ✦ Full name is Kenneth Shane Pickett
- ✦ Born June 6, 1998
- ✦ Son of Ken and Kasey Pickett
- ✦ Father was an All-America linebacker at Shippensburg University and is a member of the school's Athletic Hall of Fame
- ✦ Mother played soccer at Kutztown University
- ✦ Sister, Alex, played soccer at East Stroudsburg University
- ✦ Earned his bachelor's degree in marketing and is enrolled in Pitt's Katz Graduate School of Business

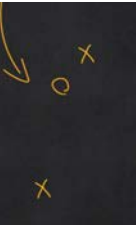


# 42 JAMES PIERRE

CORNERBACK

**HEIGHT:** 6-2  
**WEIGHT:** 165  
**COLLEGE:** Florida Atlantic  
**BORN:** September 16, 1996

**BIRTHPLACE:** Deerfield Beach, FL  
**HOW ACQUIRED:** UDFA '20  
**NFL EXPERIENCE:** 3rd year



## PRO CAREER

- ✦ Played in 29 regular-season games (four starts) in his two-year career (all with the Steelers; 2020-21)
- ✦ Has registered 38 tackles, (35 solo), four passes defended, one interception, one forced fumble and one tackle for loss
- ✦ Has recorded 17 tackles (eight solo) on special teams
- ✦ Made NFL debut in Week 1 of 2020 (at N.Y. Giants)
- ✦ Made NFL starting debut in Week 2 of 2021 (vs. Las Vegas)

### 2021 (STEELERS)

- ✦ Made his first career start at left cornerback in place of an injured Joe Haden (Week 2 vs Cincinnati)
- ✦ Recorded his first career interception in Week 5 vs Denver, picking off Teddy Bridgewater
- ✦ Recorded his first career forced fumble in Week 6 vs Seattle

### 2020 (STEELERS)

- ✦ Played in all 16 regular-season games, primarily on special teams
- ✦ Has recorded nine tackles on special teams, including six solo stops
- ✦ His nine tackles on special teams were tied for the team lead
- ✦ His six solo stops on special teams led the team
- ✦ Recorded his only tackle and tackle for loss in Week 10 at Jacksonville

## TRANSACTIONS

- ✦ Signed with the Steelers as an undrafted free agent on April 28, 2020

## COLLEGE

- ✦ Three-year letterwinner and two-year starter at Florida Atlantic (2017-19)
- ✦ Appeared in 39 games in his career (22 starts)
- ✦ Recorded 120 career tackles, 8.5 tackles for loss, three interceptions, 18 passes defended and two forced fumbles
- ✦ Named 2019 C-USA honorable mention

## PERSONAL

- ✦ Attended Deerfield Beach HS (Deerfield Beach, Fla.)
- ✦ Three-star rated and No. 48 safety in the Class of 2016 by 247Sports.com
- ✦ Full name: James Pierre

## JAMES PIERRE'S NFL REGULAR SEASON DEFENSIVE STATISTICS

DATE	TEAM	GP	GS	TACKLES					QBH	INTERCEPTIONS					O. FUMB			ST			MISC							
				TK	S	A	TFL	YDS		NO	YDS	LG	TD	PD	FF	FR	TD	YDS	TK	S	A	FF	FR	S	A			
2020	Steelers	16	0	1	1	0	1	1	0.0	0.0	0	0	0	0	0	0	0	0	0	0	9	6	3	0	0	0	0	
2021	Steelers	17	4	37	34	3	0	0	0.0	0.0	0	1	0	0	0	4	1	0	0	0	10	3	7	2	0	0	0	0
<b>NFL TOTALS</b>		<b>33</b>	<b>4</b>	<b>38</b>	<b>35</b>	<b>3</b>	<b>1</b>	<b>1</b>	<b>0.0</b>	<b>0.0</b>	<b>0</b>	<b>1</b>	<b>0</b>	<b>0</b>	<b>0</b>	<b>4</b>	<b>1</b>	<b>0</b>	<b>0</b>	<b>0</b>	<b>19</b>	<b>9</b>	<b>10</b>	<b>2</b>	<b>0</b>	<b>0</b>	<b>0</b>	<b>0</b>

## JAMES PIERRE'S NFL POSTSEASON DEFENSIVE STATISTICS

DATE	TEAM	GP	GS	TACKLES					QBH	INTERCEPTIONS					O. FUMB			ST			MISC								
				TK	S	A	TFL	YDS		NO	YDS	LG	TD	PD	FF	FR	TD	YDS	TK	S	A	FF	FR	S	A				
2020	Steelers	1	0	0	0	0	0	0	0.0	0.0	0	0	0	0	0	1	0	0	0	0	2	2	0	0	0	0	0	0	0
2021	Steelers	0	0	0	0	0	0	0	0.0	0.0	0	0	0	0	0	0	0	0	0	0	0	0	0	0	0	0	0	0	0
<b>NFL TOTALS</b>		<b>1</b>	<b>0</b>	<b>0</b>	<b>0</b>	<b>0</b>	<b>0</b>	<b>0</b>	<b>0.0</b>	<b>0.0</b>	<b>0</b>	<b>0</b>	<b>0</b>	<b>0</b>	<b>0</b>	<b>1</b>	<b>0</b>	<b>0</b>	<b>0</b>	<b>0</b>	<b>2</b>	<b>2</b>	<b>0</b>	<b>0</b>	<b>0</b>	<b>0</b>	<b>0</b>	<b>0</b>	<b>0</b>

## SINGLE-GAME HIGHS: DEFENSIVE

Total Tackles	6 vs. Denver Broncos, Oct 10, 2021	Tackles For Loss	1 at Jacksonville Jaguars, Nov 22, 2020
	6 vs. Las Vegas Raiders, Sep 19, 2021 ...1 more at 6.	Interceptions	1 vs. Denver Broncos, Oct 10, 2021
Solo Tackles	6 vs. Denver Broncos, Oct 10, 2021	Special Teams Tackles	2 vs. Detroit Lions, Nov 14, 2021
	6 vs. Las Vegas Raiders, Sep 19, 2021 ...1 more at 6.	Special Teams Forced Fumbles	2 at Tennessee Titans, Oct 25, 2020
Passes Defensed	2 vs. Denver Broncos, Oct 10, 2021		1 vs. Tennessee Titans, Dec 19, 2021
	1 vs. Cincinnati Bengals, Sep 26, 2021 ...1 more at 1.		1 vs. Chicago Bears, Nov 08, 2021
Forced Fumbles	1 vs. Seattle Seahawks, Oct 17, 2021		

## SINGLE-GAME HIGHS - POSTSEASON: DEFENSIVE

Passes Defensed	1 vs. Cleveland Browns, Jan 10, 2021	Special Teams Tackles	2 vs. Cleveland Browns, Jan 10, 2021
-----------------	--------------------------------------	-----------------------	--------------------------------------

## 2021 GAME-BY-GAME REGULAR-SEASON STATISTICS (STEELERS)

DATE	OPPONENT	P/S	TACKLES							INTERCEPTIONS					O. FUMB			ST				MISC		W/L	SCORE								
			TK	S	A	SK	YDS	TFL	YDS	QBH	NO	YDS	LG	TD	PD	FF	FR	TD	YDS	TK	S	A	FF			FR	S	A					
09/12	at Bills	P	6	6	0	0.0	0.0	0	0	0	0	0	0	0	1	0	0	0	0	1	0	1	0	0	0	0	0	0	0	0	0	W	23-16
09/19	Raiders	S	6	6	0	0.0	0.0	0	0	0	0	0	0	0	0	0	0	0	0	0	1	0	1	0	0	0	0	0	0	0	L	17-26	
09/26	Bengals	P	0	0	0	0.0	0.0	0	0	0	0	0	0	0	0	0	0	0	0	0	1	1	0	0	0	0	0	0	0	0	L	10-24	
10/03	at Packers	P	1	1	0	0.0	0.0	0	0	0	0	0	0	0	0	0	0	0	0	0	0	0	0	0	0	0	0	0	0	0	L	17-27	
10/10	Broncos	S	6	6	0	0.0	0.0	0	0	0	0	0	0	0	1	0	0	0	0	0	0	0	0	0	0	0	0	0	0	0	W	27-19	
10/17	Seahawks	P	3	2	1	0.0	0.0	0	0	0	0	0	0	0	0	0	0	0	0	0	1	0	0	0	0	0	0	0	0	0	W	23-20+	
10/31	at Browns	P	0	0	0	0.0	0.0	0	0	0	0	0	0	0	0	0	0	0	0	0	0	0	0	0	0	0	0	0	0	0	W	15-10	
11/08	Bears	P	1	1	0	0.0	0.0	0	0	0	0	0	0	0	0	0	0	0	0	0	0	0	0	0	0	0	0	0	0	0	W	29-27	
11/14	Lions	P	5	4	1	0.0	0.0	0	0	0	0	0	0	0	0	0	0	0	0	0	0	0	0	0	0	0	0	0	0	0	T	16-16	
11/21	at Chargers	S	5	5	0	0.0	0.0	0	0	0	0	0	0	0	0	0	0	0	0	0	0	0	0	0	0	0	0	0	0	0	L	37-41	
11/28	at Bengals	S	4	3	1	0.0	0.0	0	0	0	0	0	0	0	0	0	0	0	0	0	0	0	0	0	0	0	0	0	0	0	L	10-41	
12/05	Ravens	P	0	0	0	0.0	0.0	0	0	0	0	0	0	0	0	0	0	0	0	0	0	0	0	0	0	0	0	0	0	0	W	20-19	
12/09	at Vikings	P	0	0	0	0.0	0.0	0	0	0	0	0	0	0	0	0	0	0	0	0	0	0	0	0	0	0	0	0	0	0	L	28-36	
12/19	Titans	P	0	0	0	0.0	0.0	0	0	0	0	0	0	0	0	0	0	0	0	0	0	0	0	0	0	0	0	0	0	0	W	19-13	
12/26	at Chiefs	P	0	0	0	0.0	0.0	0	0	0	0	0	0	0	0	0	0	0	0	0	0	0	0	0	0	0	0	0	0	0	L	10-36	
01/03	Browns	P	0	0	0	0.0	0.0	0	0	0	0	0	0	0	0	0	0	0	0	0	0	0	0	0	0	0	0	0	0	0	W	26-14	
01/09	at Ravens	P	0	0	0	0.0	0.0	0	0	0	0	0	0	0	0	0	0	0	0	0	0	0	0	0	0	0	0	0	0	0	W	16-13+	
2021 TOTALS		17-4	37	34	3	0.0	0.0	0	0	0	0	0	0	0	1	0	0	0	0	4	1	0	0	0	0	10	3	7	2	0	0	0	9-7-1

+ - Overtime

## 2021 GAME-BY-GAME POSTSEASON STATISTICS (STEELERS)

DATE	OPPONENT	P/S	TACKLES							INTERCEPTIONS					O. FUMB			ST				MISC		W/L	SCORE								
			TK	S	A	SK	YDS	TFL	YDS	QBH	NO	YDS	LG	TD	PD	FF	FR	TD	YDS	TK	S	A	FF			FR	S	A					
01/16	at Chiefs																															L	21-42
2021 TOTALS			0	0	0	0.0	0.0	0	0	0	0	0	0	0	0	0	0	0	0	0	0	0	0	0	0	0	0	0	0	0	0	0-1	

## 2020 GAME-BY-GAME POSTSEASON STATISTICS (STEELERS)

DATE	OPPONENT	P/S	TACKLES							INTERCEPTIONS					O. FUMB			ST				MISC		W/L	SCORE							
			TK	S	A	SK	YDS	TFL	YDS	QBH	NO	YDS	LG	TD	PD	FF	FR	TD	YDS	TK	S	A	FF			FR	S	A				
01/10	Browns	P	0	0	0	0.0	0.0	0	0	0	0	0	0	0	0	0	0	0	0	0	0	0	0	0	0	0	0	0	0	0	L	37-48
2020 TOTALS		1-0	0	0	0	0.0	0.0	0	0	0	0	0	0	0	0	0	0	0	0	0	0	0	0	0	0	0	0	0	0	0	0	0-1



**30 CARLINS PLATEL**  
DEFENSIVE BACK

<b>HEIGHT:</b> 6-1	<b>BIRTHPLACE:</b> Everett, MA
<b>WEIGHT:</b> 205	<b>HOW ACQUIRED:</b> UDFA 22
<b>COLLEGE:</b> South Carolina	<b>NFL EXPERIENCE:</b> R
<b>BORN:</b> August 15, 1999	

### PRO CAREER

- ✦ Has yet to make NFL debut

### TRANSACTIONS


- ✦ Signed as an undrafted free agent with Pittsburgh on May 16, 2022

### COLLEGE

- ✦ Graduate transfer who played in 12 games making seven starts at the nickel position for South Carolina in 2021
- ✦ Selected by the Carolina coaches as one of four Overcoming Adversity Award winners
- ✦ Credited with 21 tackles, including 2.5 tackles for loss and a sack against Tennessee
- ✦ Made a season-high four stops on two occasions - versus Kentucky and at Texas A&M
- ✦ Registered a pair of pass breakups, both against Auburn
- ✦ Forced a pair of fumbles, both coming against Kentucky
- ✦ Sat out the 2020 season as Assumption College (Mass.) did not compete due to COVID-19
- ✦ At Assumption (2017-19), played in 33 games and recorded 88 tackles with seven interceptions, six pass breakups, one sack, one forced fumble and one fumble recovery

### PERSONAL

- ✦ Played football and ran track at Everett (Mass.) High School, graduating in 2017
- ✦ Played in the MIAA Division 1 Championship against Xavierian
- ✦ Named first-team all-state in 2016
- ✦ Led the team in interceptions with six.
- ✦ Has five siblings, Marcken, Yrv, Webb, Bernard, and Darslyn



87

## KEVIN RADER

TIGHT END

**HEIGHT:** 6-4

**WEIGHT:** 250

**COLLEGE:** Youngstown State

**BORN:** April 26, 1995

**BIRTHPLACE:** Pittsburgh, PA

**HOW ACQUIRED:** FA '19

**NFL EXPERIENCE:** 2nd year

### PRO CAREER

- ✦ Has played in four games (one start) over his three-year NFL career (Packers 2018-19; Steelers 2019-2020)
- ✦ Made NFL debut in Week 17 of 2020 (at Cleveland)
- ✦ Made NFL starting debut in Week 17 of 2020 (at Cleveland)

#### 2021 (STEELERS)

- ✦ Played in six games and started one contest (Week 18 at Baltimore)
- ✦ Caught one pass for seven yards in Week 16 at Kansas City
- ✦ Registered three special teams tackles

#### 2020 (STEELERS)

- ✦ Spent training camp with Pittsburgh and had three stints on the Steelers practice squad
- ✦ Twice promoted to the Pittsburgh active roster (Weeks 12-14 and Week 17-Wild Card)
- ✦ Made NFL debut in Week 17 at Cleveland
- ✦ Made NFL starting debut in Week 17 at Cleveland
- ✦ Registered three special teams tackles in Week 17 at Cleveland

#### 2019 (STEELERS)

- ✦ Spent training camp with Pittsburgh and had three stints on the Steelers practice squad

#### 2018 (PACKERS)

- ✦ Spent training camp with Green Bay

### TRANSACTIONS

- ✦ Signed Reserve/Future contract with Pittsburgh on Jan. 14, 2021
- ✦ Promoted to the Steelers active roster from the practice squad on Jan. 2, 2020
- ✦ Signed to the Pittsburgh practice squad on Jan. 2, 2020
- ✦ Signed to the Steelers practice squad on Dec. 23, 2020
- ✦ Waived by Pittsburgh on Dec. 21, 2020
- ✦ Promoted to the Steelers active roster from the practice squad on Nov. 24, 2020
- ✦ Signed to the Pittsburgh practice squad on Sept. 7, 2020
- ✦ Waived by the Steelers on Sept. 5, 2020
- ✦ Signed Reserve/Future contract with Pittsburgh on Dec. 30, 2019
- ✦ Signed to the Steelers practice squad on Nov. 22, 2019
- ✦ Waived by Pittsburgh on Nov. 20, 2019
- ✦ Signed to the Steelers practice squad on Nov. 5, 2019
- ✦ Waived by Pittsburgh on Oct. 30, 2019
- ✦ Signed to the Steelers practice squad on Sept. 1, 2019
- ✦ Waived by Pittsburgh on Aug. 31, 2019
- ✦ Signed Reserve/Future contract with the Steelers on Jan. 9, 2019
- ✦ Waived by Green Bay on Sept. 1, 2018
- ✦ Signed as an undrafted rookie free agent with the Packers on May 3, 2018

### COLLEGE

- ✦ Played in 42 games at Youngstown State (2013-17)
- ✦ Started all 11 games at tight end and caught a career-high 22 passes for 272 yards and two TDs as a senior in 2017
- ✦ Played in all 16 games (13 starts) as a junior in 2017, catching 17 passes for 285 yards and two TDs (16.8 yards per catch)
- ✦ Hauled in a one-handed, behind the back grab in the end zone with :01 remaining in the game to help the Penguins defeat Eastern Washington in the FCS semifinals
- ✦ As a sophomore in 2015, played in all 11 games (two starts against Indiana State and Illinois State) and caught two passes for 44 yards
- ✦ Played in five games as a redshirt freshman as a reserve on the defensive line
- ✦ Redshirted as a freshman

### PERSONAL

- ✦ Played tight end and defensive end at Pine-Richland High School (Gibsonia, Pa.)
- ✦ All-conference selection as a defensive end
- ✦ Son of Janet and Eric Rader
- ✦ Full name: Kevin Rader



## KEVIN RADER'S NFL REGULAR SEASON RUSHING/RECEIVING STATISTICS

DATE	TEAM	GP	GS	RECEIVING					RUSHING					
				NO.	YDS.	AVG.	LG	TD	NO.	YDS.	AVG.	LG	TD	
2018	Packers	0	0	0	0	0.0	0	0	0	0	0	0.0	0	0
2019	Packers	0	0	0	0	0.0	0	0	0	0	0	0.0	0	0
Went from Green Bay to Pittsburgh.														
2019	Steelers	0	0	0	0	0.0	0	0	0	0	0	0.0	0	0
2019	TOTAL	0	0	0	0	0.0	0	0	0	0	0	0.0	0	0
2020	Steelers	1	1	0	0	0.0	0	0	0	0	0	0.0	0	0
Went from Pittsburgh to Green Bay.														
2020	Packers	0	0	0	0	0.0	0	0	0	0	0	0.0	0	0
2020	TOTAL	1	1	0	0	0.0	0	0	0	0	0	0.0	0	0
2021	Steelers	6	1	2	8	4.0	7	0	0	0	0	0.0	0	0
NFL TOTALS		7	2	2	8	4.0	7	0	0	0	0	0.0	0	0

## KEVIN RADER'S NFL POSTSEASON RUSHING/RECEIVING STATISTICS

DATE	TEAM	GP	GS	RECEIVING					RUSHING					
				NO.	YDS.	AVG.	LG	TD	NO.	YDS.	AVG.	LG	TD	
2019	Packers	0	0	0	0	0.0	0	0	0	0	0	0.0	0	0
2020	Steelers	1	0	0	0	0.0	0	0	0	0	0	0.0	0	0
2021	Steelers	1	0	0	0	0.0	0	0	0	0	0	0.0	0	0
NFL TOTALS		2	0	0	0	0.0	0	0	0	0	0	0.0	0	0

## KEVIN RADER'S NFL REGULAR SEASON RETURN STATISTICS

DATE	TEAM	RET.	KICKOFF RETURNS					PUNT RETURNS					
			YDS.	AVG.	LG	TD	NO.	FC	YDS.	AVG.	LG	TD	
2018	Packers	0	0	0.0	0	0	0	0	0	0	0.0	0	0
2019	Packers	0	0	0.0	0	0	0	0	0	0	0.0	0	0
Went from Green Bay to Pittsburgh.													
2019	Steelers	0	0	0.0	0	0	0	0	0	0	0.0	0	0
2019	TOTAL	0	0	0.0	0	0	0	0	0	0	0.0	0	0
2020	Steelers	0	0	0.0	0	0	0	0	0	0	0.0	0	0
Went from Pittsburgh to Green Bay.													
2020	Packers	0	0	0.0	0	0	0	0	0	0	0.0	0	0
2020	TOTAL	0	0	0.0	0	0	0	0	0	0	0.0	0	0
2021	Steelers	0	0	0.0	0	0	0	0	0	0	0.0	0	0
NFL TOTALS		0	0	0.0	0	0	0	0	0	0	0.0	0	0

## KEVIN RADER'S NFL POSTSEASON RETURN STATISTICS

DATE	TEAM	RET.	KICKOFF RETURNS					PUNT RETURNS					
			YDS.	AVG.	LG	TD	NO.	FC	YDS.	AVG.	LG	TD	
2019	Packers	0	0	0.0	0	0	0	0	0	0	0.0	0	0
2020	Steelers	0	0	0.0	0	0	0	0	0	0	0.0	0	0
2021	Steelers	0	0	0.0	0	0	0	0	0	0	0.0	0	0
NFL TOTALS		0	0	0.0	0	0	0	0	0	0	0.0	0	0

## SINGLE-GAME HIGHS: RECEIVING

Receptions	1 at Kansas City Chiefs, Dec 26, 2021 1 vs. Chicago Bears, Nov 08, 2021	All-Purpose Yards	7 at Kansas City Chiefs, Dec 26, 2021 1 vs. Chicago Bears, Nov 08, 2021
Receiving Yards	7 at Kansas City Chiefs, Dec 26, 2021 1 vs. Chicago Bears, Nov 08, 2021	Special Teams Tackles	3 vs. Cleveland Browns, Jan 03, 2022 3 at Cleveland Browns, Jan 03, 2021
Longest Receptions	7 at Kansas City Chiefs, Dec 26, 2021 1 vs. Chicago Bears, Nov 08, 2021		

## 2021 GAME-BY-GAME REGULAR-SEASON STATISTICS (STEELERS)

DATE	OPPONENT	P/S	RECEIVING					RUSHING					W/L/T	SCORE
			NO.	YDS.	AVG.	LG	TD	NO.	YDS.	AVG.	LG	TD		
09/12	at Bills												W	23-16
09/19	Raiders												L	17-26
09/26	Bengals												L	10-24
10/03	at Packers												L	17-27
10/10	Broncos												W	27-19
10/17	Seahawks												W	23-20+
10/31	at Browns												W	15-10
11/08	Bears												W	29-27
11/14	Lions												T	16-16
11/21	at Chargers												L	37-41
11/28	at Bengals												L	10-41
12/05	Ravens	P	0	0	0.0	0	0	0	0	0.0	0	0	W	20-19
12/09	at Vikings	P	0	0	0.0	0	0	0	0	0.0	0	0	L	28-36
12/19	Titans												W	19-13
12/26	at Chiefs	P	1	7	7.0	7	0	0	0	0.0	0	0	L	10-36
01/03	Browns	P	0	0	0.0	0	0	0	0	0.0	0	0	W	26-14
01/09	at Ravens	S	0	0	0.0	0	0	0	0	0.0	0	0	W	16-13+
<b>2021 TOTALS</b>		<b>5-1</b>	<b>1</b>	<b>7</b>	<b>7.0</b>	<b>7</b>	<b>0</b>	<b>0</b>	<b>0</b>	<b>0.0</b>	<b>0</b>	<b>0</b>	<b>9-7-1</b>	

+ - Overtime

## 2021 GAME-BY-GAME POSTSEASON STATISTICS (STEELERS)

DATE	OPPONENT	P/S	RECEIVING					RUSHING					W/L	SCORE
			NO.	YDS.	AVG.	LG	TD	NO.	YDS.	AVG.	LG	TD		
01/16	at Chiefs	P	0	0	0.0	0	0	0	0	0.0	0	0	L	21-42
<b>2021 TOTALS</b>		<b>1-0</b>	<b>0</b>	<b>0</b>	<b>0.0</b>	<b>0</b>	<b>0</b>	<b>0</b>	<b>0</b>	<b>0.0</b>	<b>0</b>	<b>0</b>	<b>0-1</b>	

## 2020 GAME-BY-GAME POSTSEASON STATISTICS (STEELERS)

DATE	OPPONENT	P/S	RECEIVING					RUSHING					W/L	SCORE
			NO.	YDS.	AVG.	LG	TD	NO.	YDS.	AVG.	LG	TD		
01/10	Browns	P	0	0	0.0	0	0	0	0	0.0	0	0	L	37-48
<b>2020 TOTALS</b>		<b>1-0</b>	<b>0</b>	<b>0</b>	<b>0.0</b>	<b>0</b>	<b>0</b>	<b>0</b>	<b>0</b>	<b>0.0</b>	<b>0</b>	<b>0</b>	<b>0-1</b>	

## 2019 GAME-BY-GAME POSTSEASON STATISTICS (PACKERS)

DATE	OPPONENT	P/S	RECEIVING					RUSHING					W/L	SCORE
			NO.	YDS.	AVG.	LG	TD	NO.	YDS.	AVG.	LG	TD		
01/12	Seahawks												W	28-23
01/19	at 49ers												L	20-37
<b>2019 TOTALS</b>		<b>0-0</b>	<b>0</b>	<b>0</b>	<b>0.0</b>	<b>0</b>	<b>0</b>	<b>0</b>	<b>0</b>	<b>0.0</b>	<b>0</b>	<b>0</b>	<b>1-1</b>	



46

Headshot: Rob (24433)

**HAMILGAR RASHED**

LINEBACKER

HEIGHT: 6-2

WEIGHT: 251

COLLEGE: Oregon State

BORN: January 2, 1998

BIRTHPLACE: Phoenix, AZ

HOW ACQUIRED: W 22 (NYJ)

NFL EXPERIENCE: 2nd year

## HAMILGAR RASHED'S NFL REGULAR SEASON DEFENSIVE STATISTICS

DATE	TEAM	GP	GS	TACKLES					INTERCEPTIONS					O. FUMB			ST			MISC						
				TK	S	A	TFL	YDS	SK	YDS	QBH	NO	YDS	LG	TD	PD	FF	FR	TD	YDS	TK	S	A	FF	FR	S
2021	Jets	1	0	1	0	1	0	0	0.0	0.0	0	0	0	0	0	0	0	0	0	0	0	0	0	0	0	0
<b>NFL TOTALS</b>		<b>1</b>	<b>0</b>	<b>1</b>	<b>0</b>	<b>1</b>	<b>0</b>	<b>0</b>	<b>0.0</b>	<b>0.0</b>	<b>0</b>	<b>0</b>	<b>0</b>	<b>0</b>	<b>0</b>	<b>0</b>	<b>0</b>	<b>0</b>	<b>0</b>	<b>0</b>	<b>0</b>	<b>0</b>	<b>0</b>	<b>0</b>	<b>0</b>	<b>0</b>

## SINGLE-GAME HIGHS: DEFENSIVE

Total Tackles

1 vs. Buffalo Bills, Nov 14, 2021

## 2021 GAME-BY-GAME REGULAR-SEASON STATISTICS (JETS)

DATE	OPPONENT	P/S	TACKLES					INTERCEPTIONS					O. FUMB			ST			MISC		W/L	SCORE					
			TK	S	A	SK	YDS	TFL	YDS	QBH	NO	YDS	LG	TD	PD	FF	FR	TD	YDS	TK			S	A	FF	FR	S
09/12	at Panthers																								L	14-19	
09/19	Patriots																								L	6-25	
09/26	at Broncos																							L	0-26		
10/03	Titans																							W	27-24+		
10/10	at Falcons																							L	20-27		
10/24	at Patriots																							L	13-54		
10/31	Bengals																							W	34-31		
11/04	at Colts																							L	30-45		
11/14	Bills																							L	17-45		
11/21	Dolphins																							L	17-24		
11/28	at Texans																							W	21-14		
12/05	Eagles																							L	18-33		
12/12	Saints																							L	9-30		
12/19	at Dolphins																							L	24-31		
12/26	Jaguars																							W	26-21		
01/02	Buccaneers																							L	24-28		
01/09	at Bills																							L	10-27		
<b>2021 TOTALS</b>			<b>0</b>	<b>0</b>	<b>0</b>	<b>0</b>	<b>0</b>	<b>0</b>	<b>0</b>	<b>0</b>	<b>0</b>	<b>0</b>	<b>0</b>	<b>0</b>	<b>0</b>	<b>0</b>	<b>0</b>	<b>0</b>	<b>0</b>	<b>0</b>	<b>0</b>	<b>0</b>	<b>0</b>	<b>0</b>	<b>0</b>	<b>0</b>	<b>4-13</b>

+ - Overtime



**MARK ROBINSON**

LINEBACKER

<b>HEIGHT:</b> 5-11	<b>BIRTHPLACE:</b> Leesburg, GA
<b>WEIGHT:</b> 235	<b>HOW ACQUIRED:</b> 07a 22
<b>COLLEGE:</b> Mississippi	<b>NFL EXPERIENCE:</b> R
<b>BORN:</b> August 14, 1999	



### PRO CAREER

- ✦ Has yet to make NFL debut

### TRANSACTIONS


- ✦ Signed a four-year contract with Pittsburgh on May 13, 2022
- ✦ Drafted by the Steelers in the seventh round (241st overall) of the 2022 NFL Draft

### COLLEGE

- ✦ Played in 13 games (nine starts) in his only season at Ole Miss (2021)
- ✦ Registered 92 tackles (42 solo), 8.5 tackles for loss, 3.0 sacks and three QB hits
- ✦ Ranked second on the Rebels in tackles and third in TFLs
- ✦ Played two seasons as a running back at Southeast Missouri (2018-19)
- ✦ Saw action in 25 games and rushed for 909 yards and 11 TDs
- ✦ Played one season as a running back at Presbyterian College (2017)
- ✦ Saw action in all 11 games and made two starts as a freshman
- ✦ Gained 332 yards and led the team with five rushing TDs on 75 carries
- ✦ Named Big South Freshman of the Week after rushing for 86 yards and two TDs against Campbell

### PERSONAL

- ✦ First-Team all-region selection at Lee County High School
- ✦ Son of Sykie Bradwell
- ✦ Full name is Mark Isaiah Robinson
- ✦ Born August 14, 1999



2

## MASON RUDOLPH

QUARTERBACK

HEIGHT: 6-5

WEIGHT: 235

COLLEGE: Oklahoma State

BORN: June 17, 1995

BIRTHPLACE: Rock Hill, SC

HOW ACQUIRED: D3a '18

NFL EXPERIENCE: 5th year

### PRO CAREER

- ✦ Career Regular-Season Record as a Starter: 5-4-1 (.550); 5-3 (.625) in '19, 0-1 (.000) in '20 and 0-0-1 (.500) in '21
- ✦ Played in 17 games (10 starts) over his four-year NFL career
- ✦ Completed 236-of-384 passes (61.5 percent) for 2,366 yards and 16 TDs in his career
- ✦ Set franchise records for a QB in first career home start (9/30/19 vs Cincinnati) in completions (24), completion percentage (85.7), and QB rating (124.6)
- ✦ Set single-game career high in passing yards (315) at Cleveland in Week 17 of 2020 (1/3/21)
- ✦ Set single-game career high in pass attempts (44) at Cleveland in Week 11 of 2019 (11/14/19)
- ✦ Set single-game career high in completions (26) vs. Indianapolis in Week 9 of 2019 (11/3/19)
- ✦ Registered five multi-TD passing games
- ✦ First quarterback in NFL history to register his first two career wins on Monday Night Football
- ✦ Third quarterback since the 1970 NFL-AFL merger to record a passer rating of at least 81.4 and throw a TD in each of his first seven career starts
- ✦ Fifth quarterback since the 1970 NFL-AFL merger to throw a TD in each of his first eight career games (Jay Cutler, Mike Glennon, Oliver Luck and Mark Rypien)
- ✦ Made NFL debut in Week 2 of 2019 (vs. Seattle)
- ✦ Made NFL starting debut in Week 3 of 2019 (at San Francisco)

#### 2021 (STEELERS)

- ✦ Played in two games and started one contest (Week 10 vs. Detroit)
- ✦ Completed 30-of-50 passes for 242 yards and one TD with one interception; also rushed for 36 yards, including a career-long run of 26 yards
- ✦ Completed 5-of-8 passes for 35 yards in Week 16 at Kansas City; also recorded a 17-yard run

#### 2020 (STEELERS)

- ✦ Played in five games (one start)
- ✦ Finished the season with 25 completions for 324 yards and two TDs with one interception
- ✦ Completed 22-of-39 passes for 315 yards and two TDs with one interception in only start of the season (Week 17 at Cleveland)
- ✦ First career 300-yard passing game

#### 2019 (STEELERS)

- ✦ Played in 10 games (eight starts)
- ✦ Finished the season with 176 completions for 1,765 yards and 13 TDs with 9 interceptions
- ✦ Had a season long-pass in Week 3 at San Francisco when he connected with JuJu Smith-Schuster for a 76-yard TD
- ✦ Recorded a season-high 26 completions and a TD in a win vs. Indianapolis in Week 9
- ✦ Started twice on Monday Night Football and had a career-high 124.6 passer rating vs. Miami in Week 9
- ✦ Made his NFL debut, entering the game in the second half for an injured Ben Roethlisberger and completed 12-of-19 passes for 112 yards, two TDs, one interception and a passer rating of 92.4 in Week 2
- ✦ Completed 14-of-27 passes for 174 yards and 2 TDs in first career start (Week 3)
- ✦ Tied franchise record for TD passes in first career start (tied with Ron Smith, 1966; Rudy Bukich, 1960; Scott Campbell, 1985) with scoring throws from 76 and 39 yards
- ✦ Completed 24-of-28 passes for 229 yards, two TDs and no interceptions for a passer rating of 124.6 in his first start at Acrisure Stadium (vs. Cincinnati in Week 4)
- ✦ Set franchise records for a QB in first career home start in completions (24), completion percentage (85.7), and QB rating (124.6)
- ✦ His 85.7 completion percentage is tied with QB Ben Roethlisberger (85.7 vs. Miami, Nov. 26, 2007) for the third-highest in franchise history
- ✦ Completed 17-of-18 passes for 133 yards and one TD in the first half vs. Miami

#### 2018 (STEELERS)

- ✦ Was inactive for all 16 regular-season games

### TRANSACTIONS

- ✦ Signed a one-year contract extension with Pittsburgh on Apr. 29, 2021
- ✦ Signed a four-year contract with the Steelers on May 23, 2018
- ✦ Drafted by Pittsburgh in the third round (76th overall) of the 2018 NFL Draft

## COLLEGE

- ✦ Led the Cowboys to a 32-9 record as a starting quarterback becoming the winningest QB in school history
- ✦ Notched 10 wins in games in which Oklahoma State trailed during the second half
- ✦ Finished his career holding no fewer than 54 school records, including single-season and career marks for passing yards, passing TDs and pass efficiency
- ✦ Ranked fourth in Big-12 history with 13,618 career passing yards and third with a 324.2 passing yards per game average
- ✦ Recipient of the 2017 Johnny Unitas Golden Arm Award, the Fellowship of Christian Athletes' Bobby Bowden Award and the Sammy Baugh Award
- ✦ Led the FBS with 4,904 passing yards, earning second-team All-Big 12 honors by the coaches in 2017
- ✦ Broke Barry Sanders' school record for TDs responsible for with 47
- ✦ Teamed with receivers James Washington and Marcell Ateman and running back Justice Hall to make Oklahoma State the first Big 12 school in conference history with a 4,000-yard passer, two 1,000-yard receivers and a 1,000-yard running back in the same year (2017)
- ✦ Tabbbed the school's 2016 Offensive MVP by the coaching staff
- ✦ Only player in the country to throw for at least 4,000 passing yards while throwing less than five interceptions
- ✦ His 4,091 passing yards ranked eighth in the nation and third-most in school history for a single-season
- ✦ Second-team Academic All-Big 12 honoree in 2015, throwing for 3,770 yards on 264 completions and 21 TDs
- ✦ Entered the starting lineup in Week 11 of 2014 freshman year
- ✦ Threw for 299 yards, along with two TDs, in the Cactus Bowl vs. Washington – the most passing yards by a Cowboy freshman in a bowl game
- ✦ Graduated with a degree in marketing

## PERSONAL

- ✦ Attended Northwestern High School (Rock Hill, S.C)
- ✦ Led school to a 62-35 win over Stratford in the South Carolina Class 4A Division II Championship, completing 40-of-57 passes for 488 yards with eight TD passes
- ✦ Racked up 4,377 passing yards on 350 completions with 64 TDs as a senior, while rushing for 543 yards (129 carries) and 16 TDs
- ✦ "Mr. Football" award finalist in South Carolina and MVP of the Shrine Bowl of the Carolinas
- ✦ Son of Brett and Jamie Rudolph
- ✦ Mother ran track at Liberty University and dad played football at the University of North Carolina
- ✦ Full name: Mason Rudolph

## MASON RUDOLPH'S NFL REGULAR SEASON PASSING STATISTICS

DATE	TEAM	GP	GS	ATT.	CMP.	PCT.	YDS	AVG.	TD	INT.	LG	SK	LST	RATE
2018	Steelers	0	0	0	0	0.0	0	0.0	0	0	0	0	0	0.0
2019	Steelers	10	8	283	176	62.2	1,765	6.2	13	9	76t	15	124	82.0
2020	Steelers	5	1	43	25	58.1	324	7.5	2	1	47	1	8	87.7
2021	Steelers	2	1	58	35	60.3	277	4.8	1	1	36	0	0	70.8
<b>TOTALS</b>		<b>17</b>	<b>10</b>	<b>384</b>	<b>236</b>	<b>61.5</b>	<b>2,366</b>	<b>6.2</b>	<b>16</b>	<b>11</b>	<b>76T</b>	<b>16</b>	<b>132</b>	<b>80.9</b>

## MASON RUDOLPH'S NFL POSTSEASON PASSING STATISTICS

DATE	TEAM	GP	GS	ATT.	CMP.	PCT.	YDS	AVG.	TD	INT.	LG	SK	LST	RATE
2020	Steelers	0	0	0	0	0.0	0	0.0	0	0	0	0	0	0.0
2021	Steelers	0	0	0	0	0.0	0	0.0	0	0	0	0	0	0.0
<b>TOTALS</b>		<b>0</b>	<b>0</b>	<b>0</b>	<b>0</b>	<b>0.0</b>	<b>0</b>	<b>0.0</b>	<b>0</b>	<b>0</b>	<b>0</b>	<b>0</b>	<b>0</b>	<b>0.0</b>

## MASON RUDOLPH'S NFL REGULAR SEASON RUSHING STATISTICS

DATE	TEAM	NO.	YDS.	AVG.	LG	TD
2018	Steelers	0	0	0.0	0	0
2019	Steelers	21	42	2.0	13	0
2020	Steelers	7	-6	-0.9	1	0
2021	Steelers	5	53	10.6	26	0
<b>TOTALS</b>		<b>33</b>	<b>89</b>	<b>2.7</b>	<b>26</b>	<b>0</b>

## MASON RUDOLPH'S NFL POSTSEASON RUSHING STATISTICS

DATE	TEAM	NO.	YDS.	AVG.	LG	TD
2020	Steelers	0	0	0.0	0	0
2021	Steelers	0	0	0.0	0	0
<b>TOTALS</b>		<b>0</b>	<b>0</b>	<b>0.0</b>	<b>0</b>	<b>0</b>

## MASON RUDOLPH'S NFL REGULAR SEASON PASSING/RUSHING STATISTICS

DATE	TEAM	GP	GS	PASSING											RUSHING						
				ATT.	CMP.	PCT.	YDS	AVG.	TD	INT.	LG	SK	LST	RATE	NO.	YDS.	AVG.	LG	TD		
2018	Steelers	0	0	0	0	0.0	0	0.0	0	0	0	0	0	0.0	0	0	0.0	0	0	0	0
2019	Steelers	10	8	283	176	62.2	1,765	6.2	13	9	76t	15	124	82.0	21	42	2.0	13	0	0	0
2020	Steelers	5	1	43	25	58.1	324	7.5	2	1	47	1	8	87.7	7	-6	-0.9	1	0	0	0
2021	Steelers	2	1	58	35	60.3	277	4.8	1	1	36	0	0	70.8	5	53	10.6	26	0	0	0
<b>TOTALS</b>		<b>17</b>	<b>10</b>	<b>384</b>	<b>236</b>	<b>61.5</b>	<b>2,366</b>	<b>6.2</b>	<b>16</b>	<b>11</b>	<b>76T</b>	<b>16</b>	<b>132</b>	<b>80.9</b>	<b>33</b>	<b>89</b>	<b>2.7</b>	<b>26</b>	<b>0</b>	<b>0</b>	<b>0</b>

## MASON RUDOLPH'S NFL POSTSEASON PASSING/RUSHING STATISTICS

DATE	TEAM	GP	GS	PASSING											RUSHING						
				ATT.	CMP.	PCT.	YDS	AVG.	TD	INT.	LG	SK	LST	RATE	NO.	YDS.	AVG.	LG	TD		
2020	Steelers	0	0	0	0	0.0	0	0.0	0	0	0	0	0	0.0	0	0	0.0	0	0	0	0
2021	Steelers	0	0	0	0	0.0	0	0.0	0	0	0	0	0	0.0	0	0	0.0	0	0	0	0
<b>TOTALS</b>		<b>0</b>	<b>0</b>	<b>0</b>	<b>0</b>	<b>0.0</b>	<b>0</b>	<b>0.0</b>	<b>0</b>	<b>0</b>	<b>0</b>	<b>0</b>	<b>0</b>	<b>0.0</b>	<b>0</b>	<b>0</b>	<b>0.0</b>	<b>0</b>	<b>0</b>	<b>0</b>	<b>0</b>

## SINGLE-GAME HIGHS: QUARTERBACK

Pass Attempts	50 vs. Detroit Lions, Nov 14, 2021 44 at Cleveland Browns, Nov 14, 2019	Completion Percentage	85.7 vs. Cincinnati Bengals, Sep 30, 2019 74.3 vs. Indianapolis Colts, Nov 03, 2019
Pass Completions	30 vs. Detroit Lions, Nov 14, 2021 26 vs. Indianapolis Colts, Nov 03, 2019	Passer Rating	124.6 vs. Cincinnati Bengals, Sep 30, 2019 104.0 at New York Jets, Dec 22, 2019
Yards Passing	315 at Cleveland Browns, Jan 03, 2021 251 vs. Miami Dolphins, Oct 28, 2019 2 at Cleveland Browns, Jan 03, 2021	Rush Attempts	4 vs. Detroit Lions, Nov 14, 2021 4 at Cincinnati Bengals, Nov 24, 2019 ...1 more at 4.
TD Passes	2 vs. Miami Dolphins, Oct 28, 2019 ...3 more at 2.	Rushing Yards	36 vs. Detroit Lions, Nov 14, 2021 17 at Kansas City Chiefs, Dec 26, 2021
Long Passes	76t at San Francisco 49ers, Sep 22, 2019 47 at Cleveland Browns, Jan 03, 2021	Longest Runs	26 vs. Detroit Lions, Nov 14, 2021 17 at Kansas City Chiefs, Dec 26, 2021

## 300-YARD PASSING GAMES (1): REGULAR SEASON

DATE	TEAM	NO.	YDS.	AVG.	LG	TD
01/03/21	at Browns	22	315	14.3	47	2

## 2021 GAME-BY-GAME REGULAR-SEASON STATISTICS (STEELERS)

DATE	OPPONENT	P/S	PASSING										RUSHING				W/L/T	SCORE		
			ATT	CMP	YDS	PCT	Y/A	Y/C	TD	INT	LG	SK/YD	RATE	ATT	YDS	LG			TD	
09/12	at Bills																		W	23-16
09/19	Raiders																		L	17-26
09/26	Bengals																		L	10-24
10/03	at Packers																		L	17-27
10/10	Broncos																		W	27-19
10/17	Seahawks																		W	23-20
10/31	at Browns																		W	15-10
11/08	Bears																		W	29-27
11/14	Lions																		T	16-16
11/21	at Chargers	S	50	30	242	60.0	4.8	8.1	1	1	36	0/0	70.6	4	36	26	0		L	37-41
11/28	at Bengals																		L	10-41
12/05	Ravens																		W	20-19
12/09	at Vikings																		L	28-36
12/19	Titans																		W	19-13
12/26	at Chiefs	P	8	5	35	62.5	4.4	7.0	0	0	12	0/0	72.4	1	17	17	0		L	10-36
01/03	Browns																		W	26-14
01/09	at Ravens																		W	16-13+
2021 TOTALS		2-1	58	35	277	60.3	4.8	7.9	1	1	36	0/0	70.8	5	53	26	0	9-7-1		


+ - Overtime

## 2021 GAME-BY-GAME POSTSEASON STATISTICS (STEELERS)

DATE	OPPONENT	P/S	PASSING										RUSHING				W/L	SCORE		
			ATT	CMP	YDS	PCT	Y/A	Y/C	TD	INT	LG	SK/YD	RATE	ATT	YDS	LG			TD	
01/16	at Chiefs																		L	21-42
2021 TOTALS		0-0	0	0	0	0.0	0.0	0.0	0	0	0	0/0	0.0	0	0	0	0	0-1		

## 2020 GAME-BY-GAME POSTSEASON STATISTICS (STEELERS)

DATE	OPPONENT	P/S	PASSING										RUSHING				W/L	SCORE		
			ATT	CMP	YDS	PCT	Y/A	Y/C	TD	INT	LG	SK/YD	RATE	ATT	YDS	LG			TD	
01/10	Browns																		L	37-48
2020 TOTALS		0-0	0	0	0	0.0	0.0	0.0	0	0	0	0/0	0.0	0	0	0	0	0-1		



**16 NICK SCIBA**  
KICKER

**HEIGHT:** 5-9  
**WEIGHT:** 191  
**COLLEGE:** Wake Forest  
**BORN:** November 2, 1999

**BIRTHPLACE:** Clover, SC  
**HOW ACQUIRED:** UDFA 22  
**NFL EXPERIENCE:** R

### PRO CAREER

- ✦ Has yet to make NFL debut

### TRANSACTIONS

- ✦ Signed as an undrafted free agent with Pittsburgh on May 16, 2022


### COLLEGE

- ✦ NCAA record for career field goal percentage, ending his career with 89.9 percent to break the 11-year old record
- ✦ Finished his career 80-of-89 on field goal attempts while averaging 1.67 field goals made per game over the course of his Demon Deacon career
- ✦ Ended his career with 433 points, a school record and ranks third all-time in ACC history
- ✦ Holds the school record for field goals made with 80 and is tied for 10th in NCAA history
- ✦ Quickest player in NCAA history to make it to the top 10 in field goal makes with just 89 attempts, which was 10 less than the previous player to rank in the top 10
- ✦ 2021 Lou Groza Award Semifinalist, 2021 All-ACC First Team selection by the league, coaches and press
- ✦ 2020 Lou Groza Award Semifinalist, 2020 All-ACC Third Team selection by the league and coaches
- ✦ 2019 First Team All-American by ESPN, 2019 Second Team All-American by FWAA, Sports Illustrated and Phil Steele, 2019 Third Team All-American by Associated Press and Athlon, 2019 Lou Groza Award Semifinalist

### PERSONAL

- ✦ Son of Nikki and Brian Sciba
- ✦ Born Oct. 2, 1999
- ✦ Maintained a 3.8 GPA while taking all honors-level courses
- ✦ Graduated with a degree in Health and Exercise Science with a Minor in Communications
- ✦ Rated a three-star player by 247Sports and Rivals
- ✦ Ranked the No. 7 kicker in the nation by 247Sports





# 50 DELONTAE SCOTT

LINEBACKER

**HEIGHT:** 6-5

**WEIGHT:** 246

**COLLEGE:** SMU

**BORN:** January 21, 1997

**BIRTHPLACE:** Irving, TX

**HOW ACQUIRED:** FA '20

**NFL EXPERIENCE:** 1st year

## PRO CAREER

- ✦ Has played in one game over his three-year NFL career (Packers 2020; Steelers 2021-22)
- ✦ Made NFL debut in Week 11 of 2021 (at L.A. Chargers)

## 2021 (STEELERS)

- ✦ Played in one game (Week 11 at L.A. Chargers)

## 2020 (PACKERS)

- ✦ Spent the first 15 weeks of the season on the Packers' practice squad before being placed on injured reserve-practice squad on Dec. 15

## TRANSACTIONS

- ✦ Signed a reserve/future contract with Pittsburgh on Jan. 18, 2022
- ✦ Signed to the Steelers practice squad on Sept. 7, 2021
- ✦ Waived by Green Bay on Aug. 31, 2021
- ✦ Signed a reserve/future contract with the Packers on Jan. 26, 2021
- ✦ Signed to the Green Bay practice squad on Sept. 7, 2020
- ✦ Waived by the Packers on Sept. 5, 2020
- ✦ Signed as an undrafted free agent with Green Bay on Apr. 30, 2020

## COLLEGE

- ✦ Played in 40 games (28 starts) for SMU (2016-19)
- ✦ Registered 97 tackles (68 solo), 36 tackles for loss, 18.0 sacks, five forced fumbles, eight QB hurries, two passes defended and a blocked kick
- ✦ Started all 13 contests as a senior and posted career highs in every category, recording 39 tackles (29 solo), 18 tackles for loss, 10.0 sacks, a team-high three forced fumbles, four QB hurries, a pass defended and a blocked FG
- ✦ Earned second-team All-American Athletic Conference honors
- ✦ Led the team in tackles for loss and ranked second in sacks
- ✦ Part of a defense that was tied for second in the country with 51.0 sacks
- ✦ Teamed with Patrick Nelson (12.0 sacks) as one of only two teammate tandems in the FBS to both record 10-plus sacks in 2019
- ✦ Started all 11 games he played in as a junior in 2018 and posted 32 tackles (20 solo), 10.5 tackles for loss, 4.5 sacks, two QB hurries, a forced fumble and a pass defended
- ✦ Second on the team in sacks and third in tackles for loss
- ✦ Appeared in 10 games with four starts as a sophomore in 2017, recording 19 tackles (14 solo), six tackles for loss, 2.5 sacks, a QB hurry and a forced fumble
- ✦ Earned his degree in applied physiology and sports management

## PERSONAL

- ✦ Earned first-team All-District 9-6A honors as a senior at Chester W. Nimitz High School (Irving, Texas)
- ✦ Posted 49 tackles, 11.5 tackles for loss and 7.0 sacks as a senior in 2014
- ✦ Also lettered all four years in basketball and track
- ✦ Interned at Driven Elite in Grapevine, Texas, in the spring of 2019, which is owned by former Packers WR Donald Driver
- ✦ His twin brother, Michael, played linebacker at SMU and Oklahoma State
- ✦ His cousin, Chris Harris Jr., played basketball at Oklahoma State
- ✦ Full name: Delontae Lance Scott
- ✦ Born in Dallas, Texas

## DELONTAE SCOTT'S NFL REGULAR SEASON DEFENSIVE STATISTICS

DATE	TEAM	GP	GS	TACKLES							INTERCEPTIONS					O. FUMB			ST				MISC				
				TK	S	A	TFL	YDS	SK	YDS	QBH	NO	YDS	LG	TD	PD	FF	FR	TD	YDS	TK	S	A	FF	FR	S	A
2020	Packers	0	0	0	0	0	0	0	0.0	0.0	0	0	0	0	0	0	0	0	0	0	0	0	0	0	0	0	0
2021	Steelers	1	0	0	0	0	0	0	0.0	0.0	0	0	0	0	0	0	0	0	0	0	0	0	0	0	0	0	0
<b>NFL TOTALS</b>		<b>1</b>	<b>0</b>	<b>0</b>	<b>0</b>	<b>0</b>	<b>0</b>	<b>0</b>	<b>0.0</b>	<b>0.0</b>	<b>0</b>	<b>0</b>	<b>0</b>	<b>0</b>	<b>0</b>	<b>0</b>	<b>0</b>	<b>0</b>	<b>0</b>	<b>0</b>	<b>0</b>	<b>0</b>	<b>0</b>	<b>0</b>	<b>0</b>	<b>0</b>	<b>0</b>

## DELONTAE SCOTT'S NFL POSTSEASON DEFENSIVE STATISTICS

DATE	TEAM	GP	GS	TACKLES							INTERCEPTIONS					O. FUMB			ST				MISC				
				TK	S	A	TFL	YDS	SK	YDS	QBH	NO	YDS	LG	TD	PD	FF	FR	TD	YDS	TK	S	A	FF	FR	S	A
2020	Packers	0	0	0	0	0	0	0	0.0	0.0	0	0	0	0	0	0	0	0	0	0	0	0	0	0	0	0	0
2021	Steelers	0	0	0	0	0	0	0	0.0	0.0	0	0	0	0	0	0	0	0	0	0	0	0	0	0	0	0	0
<b>NFL TOTALS</b>		<b>0</b>	<b>0</b>	<b>0</b>	<b>0</b>	<b>0</b>	<b>0</b>	<b>0</b>	<b>0.0</b>	<b>0.0</b>	<b>0</b>	<b>0</b>	<b>0</b>	<b>0</b>	<b>0</b>	<b>0</b>	<b>0</b>	<b>0</b>	<b>0</b>	<b>0</b>	<b>0</b>	<b>0</b>	<b>0</b>	<b>0</b>	<b>0</b>	<b>0</b>	<b>0</b>

## 2021 GAME-BY-GAME REGULAR-SEASON STATISTICS (STEELERS)

DATE	OPPONENT	P/S	TACKLES							INTERCEPTIONS				O. FUMB			ST				MISC		W/L	SCORE			
			TK	S	A	SK	YDS	TFL	YDS	QBH	NO	YDS	LG	TD	PD	FF	FR	TD	YDS	TK	S	A			FF	FR	S
09/12	at Bills																									W	23-16
09/19	Raiders																									L	17-26
09/26	Bengals																									L	10-24
10/03	at Packers																									L	17-27
10/10	Broncos																									W	27-19
10/17	Seahawks																									W	23-20+
10/31	at Browns																									W	15-10
11/08	Bears																									W	29-27
11/14	Lions																									T	16-16
11/21	at Chargers																									L	37-41
11/28	at Bengals																									L	10-41
12/05	Ravens																									W	20-19
12/09	at Vikings																									L	28-36
12/19	Titans																									W	19-13
12/26	at Chiefs																									L	10-36
01/03	Browns																									W	26-14
01/09	at Ravens																									W	16-13+
<b>2021 TOTALS</b>			0	0	0	0	0	0	0	0	0	0	0	0	0	0	0	0	0	0	0	0	0	0	0	9-7-1	


+ - Overtime

## 2021 GAME-BY-GAME POSTSEASON STATISTICS (STEELERS)

DATE	OPPONENT	P/S	TACKLES							INTERCEPTIONS				O. FUMB			ST				MISC		W/L	SCORE				
			TK	S	A	SK	YDS	TFL	YDS	QBH	NO	YDS	LG	TD	PD	FF	FR	TD	YDS	TK	S	A			FF	FR	S	A
01/16	at Chiefs																										L	21-42
<b>2021 TOTALS</b>			0	0	0	0	0	0	0	0	0	0	0	0	0	0	0	0	0	0	0	0	0	0	0	0	0-1	

## 2020 GAME-BY-GAME POSTSEASON STATISTICS (PACKERS)

DATE	OPPONENT	P/S	TACKLES							INTERCEPTIONS				O. FUMB			ST				MISC		W/L	SCORE			
			TK	S	A	SK	YDS	TFL	YDS	QBH	NO	YDS	LG	TD	PD	FF	FR	TD	YDS	TK	S	A			FF	FR	S
01/16	Rams																									W	32-18
01/24	Buccaneers																									L	26-31
<b>2020 TOTALS</b>			0	0	0	0	0	0	0	0	0	0	0	0	0	0	0	0	0	0	0	0	0	0	0	1-1	



64

## TRENT SCOTT

OFFENSIVE LINEMAN

**HEIGHT:** 6-5

**WEIGHT:** 320

**COLLEGE:** Grambling State

**BORN:** January 25, 1994

**BIRTHPLACE:** Huntsville, AL

**HOW ACQUIRED:** FA '22

**NFL EXPERIENCE:** 5th year

### PRO CAREER

- ✦ Has played in 53 games (19 starts) over his four-year NFL career (L.A. Chargers 2018-19, Carolina Panthers 2020-21)
- ✦ Has started at three different spots on the offensive line, including right guard (three), right tackle (eight) and left tackle (eight)
- ✦ Made NFL debut in Week 3 of 2018 (at L.A. Rams)
- ✦ Made NFL starting debut in Week 5 of 2018 (vs. Oakland)

#### 2021 (PANTHERS)

- ✦ Played in 14 regular-season games (five starts) at right guard

#### 2020 (PANTHERS)

- ✦ Played in 14 regular-season games (four starts) at left tackle
- ✦ Finished season on reserve/injured list

#### 2019 (CHARGERS)

- ✦ Played in all 16 regular-season games (nine starts)

#### 2018 (CHARGERS)

- ✦ Played in nine regular-season games (one start)

### TRANSACTIONS

- ✦ Signed a one-year contract with Pittsburgh on May 14, 2022
- ✦ Signed a one-year contract with Carolina on Feb. 23, 2021
- ✦ Claimed off waivers by the Panthers on Sept. 6, 2020
- ✦ Waived by the L.A. Chargers on Sept. 5, 2020
- ✦ Promoted to the Chargers active roster on Sept. 15, 2018
- ✦ Signed to the L.A. Chargers practice squad on Sept. 2, 2018
- ✦ Waived by the Chargers on Sept. 1, 2018
- ✦ Signed as an undrafted free agent with the L.A. Chargers on April 30, 2018

### COLLEGE

- ✦ Played four seasons (2013, 2015-17) at Grambling State after redshirting in 2014
- ✦ Allowed just three sacks in his collegiate career
- ✦ As a senior in 2017, posted 39 pancake blocks and no sacks en route to earning first-team All-Southwestern Athletic Conference recognition

### PERSONAL

- ✦ Went to Lee High School in Huntsville, Ala.

#### TRENT SCOTT'S NFL REGULAR SEASON STATISTICS

DATE	TEAM	GP	GS
2018	Chargers	9	1
2019	Chargers	16	9
2020	Panthers	14	4
2021	Panthers	14	5
<b>NFL TOTALS</b>		<b>53</b>	<b>19</b>

#### TRENT SCOTT'S NFL POSTSEASON STATISTICS

DATE	TEAM	GP	GS
2018	Chargers	2	0
<b>NFL TOTALS</b>		<b>2</b>	<b>0</b>

## 2021 GAME-BY-GAME REGULAR-SEASON STATISTICS (PANTHERS)

DATE	OPPONENT	P/S		W/L	SCORE
09/12	Jets	P		W	19-14
09/19	Saints		ON INACTIVE LIST	W	26-7
09/23	at Texans	P		W	24-9
10/03	at Cowboys	P		L	28-36
10/10	Eagles	P		L	18-21
10/17	Vikings	P		L	28-34+
10/24	at Giants	P		L	3-25
10/31	at Falcons	S		W	19-13
11/07	Patriots	S		L	6-24
11/14	at Cardinals	S		W	34-10
11/21	Football Team	P		L	21-27
11/28	at Dolphins	S		L	10-33
12/12	Falcons		RESERVE/COVID-19	L	21-29
12/19	at Bills		ON INACTIVE LIST	L	14-31
12/26	Buccaneers	P		L	6-32
01/02	at Saints	P		L	10-18
01/09	at Buccaneers	S		L	17-41
<b>2021 TOTALS</b>		<b>14-5</b>		<b>5-12</b>	

+ - Overtime

## 2020 GAME-BY-GAME REGULAR-SEASON STATISTICS (PANTHERS)

DATE	OPPONENT	P/S		W/L	SCORE
09/13	Raiders		DID NOT PLAY (NON-INJURY)	L	30-34
09/20	at Buccaneers	P		L	17-31
09/27	at Chargers		INJURED RESERVE	W	21-16
10/04	Cardinals	P		W	31-21
10/11	at Falcons	P		W	23-16
10/18	Bears	P		L	16-23
10/25	at Saints	P		L	24-27
10/29	Falcons	P		L	17-25
11/08	at Chiefs	P		L	31-33
11/15	Buccaneers	S		L	23-46
11/22	Lions	S		W	20-0
11/29	at Vikings	P		L	27-28
12/13	Broncos	P		L	27-32
12/19	at Packers	S		L	16-24
12/27	at Football Team	S		W	20-13
01/03	Saints		INJURED RESERVE	L	7-33
<b>2020 TOTALS</b>		<b>13-4</b>		<b>5-11</b>	

## 2019 GAME-BY-GAME REGULAR-SEASON STATISTICS (CHARGERS)

DATE	OPPONENT	P/S		W/L	SCORE
09/08	Colts	S		W	30-24+
09/15	at Lions	S		L	10-13
09/22	Texans	S		L	20-27
09/29	at Dolphins	S		W	30-10
10/06	Broncos	S		L	13-20
10/13	Steelers	S		L	17-24
10/20	at Titans	S		L	20-23
10/27	at Bears	P		W	17-16
11/03	Packers	P		W	26-11
11/07	at Raiders	S		L	24-26
11/18	Chiefs	S		L	17-24
12/01	at Broncos	P		L	20-23
12/08	at Jaguars	P		W	45-10
12/15	Vikings	P		L	10-39
12/22	Raiders	P		L	17-24
12/29	at Chiefs	P		L	21-31
<b>2019 TOTALS</b>		<b>16-9</b>		<b>5-11</b>	

+ - Overtime

## 2018 GAME-BY-GAME REGULAR-SEASON STATISTICS (CHARGERS)

DATE	OPPONENT	P/S		W/L	SCORE
09/09	Chiefs		PRACTICE SQUAD	L	28-38
09/16	at Bills		DID NOT PLAY (NON-INJURY)	W	31-20
09/23	at Rams	P		L	23-35
09/30	49ers	P		W	29-27
10/07	Raiders	S		W	26-10
10/14	at Browns	P		W	38-14
10/21	Titans		INACTIVE	W	20-19
11/04	at Seahawks		INACTIVE	W	25-17
11/11	at Raiders		INACTIVE	W	20-6
11/18	Broncos		INACTIVE	L	22-23
11/25	Cardinals		INACTIVE	W	45-10
12/02	at Steelers	P		W	33-30
12/09	Bengals	P		W	26-21
12/13	at Chiefs	P		W	29-28
12/22	Ravens	P		L	10-22
12/30	at Broncos	P		W	23-9
<b>2018 TOTALS</b>		<b>9-1</b>		<b>12-4</b>	

## 2018 GAME-BY-GAME POSTSEASON STATISTICS (CHARGERS)

DATE	OPPONENT	P/S	W/L	SCORE
01/06	at Ravens	P	W	23-17
01/13	at Patriots	P	L	28-41
<b>2018 TOTALS</b>		<b>2-0</b>	<b>1-1</b>	



82

**STEVEN SIMS**

WIDE RECEIVER

HEIGHT: 5-10

WEIGHT: 176

COLLEGE: Kansas

BORN: March 31, 1987

BIRTHPLACE: Houston, TX

HOW ACQUIRED: FA 21

NFL EXPERIENCE: 3rd year

## PRO CAREER

- ✦ Has played in 29 games (four starts) over his four-year NFL career (Washington 2019-20, Pittsburgh 2021-22)
- ✦ Made NFL debut in Week 1 of 2019 (at Philadelphia)
- ✦ Made NFL starting debut in Week 17 of 2019 (at Dallas)
- ✦ Notched his first career TD on a 65-yard run, second-longest TD run by a Washington rookie, vs. New England in 2019
- ✦ Ninth undrafted Washington player to catch a TD in the postseason when he did so again Tampa Bay in 2020
- ✦ Returned a 91-yard kick of a TD for Washington against the Lions in 2019, which was the sixth-longest in the NFL that season

### 2021 (STEELERS)

- ✦ Played in one regular-season game

### 2020 (COMMANDERS)

- ✦ Played in 12 regular-season games (two starts)
- ✦ Caught 27 passes for 265 yards and one TD
- ✦ Recorded an 18-yard rush
- ✦ Returned three kickoffs for 42 yards (14.0 per return) and 24 punts for 160 yards (6.7 per return)

### 2019 (COMMANDERS)

- ✦ Played in all 16 regular-season games (two starts)
- ✦ Caught 34 passes for 310 yards and four TDs
- ✦ Rushed nine times for 85 yards and one TD
- ✦ Returned 32 kickoffs for 819 yards (25.6 per return) and six punts for 26 yards (4.3 per return)

## TRANSACTIONS

- ✦ Signed a reserve/future contract with Pittsburgh on Jan. 19, 2022
- ✦ Signed to the Steelers practice squad on Sept. 2, 2021
- ✦ Waived by Buffalo on Aug. 31, 2021
- ✦ Signed with the Bills on Aug. 25, 2021
- ✦ Waived by Washington on Aug. 23, 2021
- ✦ Signed with Washington as a free agent on March 17, 2021
- ✦ Waived by Washington on Sept. 5, 2020
- ✦ Promoted to the active roster by Washington on Nov. 16, 2019
- ✦ Signed to the Washington practice squad on Oct. 21, 2019
- ✦ Waived by Washington on Oct. 19, 2019
- ✦ Promoted to the active roster by Washington on Oct. 2, 2019
- ✦ Signed to the Washington practice squad on Sept. 1, 2019
- ✦ Waived by Washington on Aug. 31, 2019
- ✦ Signed as an undrafted free agent with Washington on Apr. 28, 2019

## COLLEGE

- ✦ Played four seasons (2015-18) at Kansas
- ✦ Played in 47 games and totaled 2,582 yards on 214 receptions and 19 TDs
- ✦ Finished his career ranked third on the school's all-time receiving list

## PERSONAL

- ✦ Attended Travis High School in Houston, Texas
- ✦ Earned first-team all-district honors as a senior
- ✦ Son of Nytasha and Steven Sims Sr.

## STEVEN SIMS' NFL REGULAR SEASON RUSHING/RECEIVING STATISTICS

DATE	TEAM	GP	GS	RECEIVING				RUSHING					
				NO.	YDS.	AVG.	LG	TD	NO.	YDS.	AVG.	LG	TD
2019	Redskins	16	2	34	310	9.1	65	4	9	85	9.4	65T	1
2020	Football Team	12	2	27	265	9.8	30	1	1	18	18.0	18	0
2021	Steelers	1	0	0	0	0.0	0	0	0	0	0.0	0	0
NFL TOTALS		29	4	61	575	9.4	65	5	10	103	10.3	65T	1

## STEVEN SIMS' NFL POSTSEASON RUSHING/RECEIVING STATISTICS

DATE	TEAM	GP	GS	RECEIVING					RUSHING				
				NO.	YDS.	AVG.	LG	TD	NO.	YDS.	AVG.	LG	TD
2020	Football Team	1	0	3	33	11.0	12	1	1	4	4.0	4	0
2021	Steelers	0	0	0	0	0.0	0	0	0	0	0.0	0	0
NFL TOTALS		1	0	3	33	11.0	12	1	1	4	4.0	4	0

## STEVEN SIMS' NFL REGULAR SEASON RETURN STATISTICS

DATE	TEAM	RET.	KICKOFF RETURNS				PUNT RETURNS					
			YDS.	AVG.	LG	TD	NO.	FC	YDS.	AVG.	LG	TD
2019	Redskins	32	819	25.6	91t	1	6	4	26	4.3	11	0
2020	Football Team	3	42	14.0	20	0	24	19	160	6.7	22	0
2021	Steelers	0	0	0.0	0	0	0	0	0	0.0	0	0
NFL TOTALS		35	861	24.6	91T	1	30	23	186	6.2	22	0

## STEVEN SIMS' NFL POSTSEASON RETURN STATISTICS

DATE	TEAM	RET.	KICKOFF RETURNS				PUNT RETURNS					
			YDS.	AVG.	LG	TD	NO.	FC	YDS.	AVG.	LG	TD
2020	Football Team	0	0	0.0	0	0	0	1	0	0.0	0	0
2021	Steelers	0	0	0.0	0	0	0	0	0	0.0	0	0
NFL TOTALS		0	0	0.0	0	0	0	1	0	0.0	0	0

## SINGLE-GAME HIGHS: RUSHING/RECEIVING

Rush Attempts	3 vs. Dallas Cowboys, Sep 15, 2019 2 vs. New York Giants, Dec 22, 2019	Kickoff Return Yards	143 vs. New York Jets, Nov 17, 2019 124 vs. Detroit Lions, Nov 24, 2019
Rushing Yards	65 vs. New England Patriots, Oct 06, 2019 18 at Philadelphia Eagles, Jan 03, 2021	Longest Kickoff Return	91t vs. Detroit Lions, Nov 24, 2019 45 vs. Chicago Bears, Sep 23, 2019
Longest Runs	65t vs. New England Patriots, Oct 06, 2019 18 at Philadelphia Eagles, Jan 03, 2021	Kickoff Return TDs	1 vs. Detroit Lions, Nov 24, 2019
Rushing TDs	1 vs. New England Patriots, Oct 06, 2019	Fair Catches	5 at San Francisco 49ers, Dec 13, 2020 4 at Pittsburgh Steelers, Dec 07, 2020
Receptions	6 vs. New York Giants, Dec 22, 2019 5 at Detroit Lions, Nov 15, 2020 ...2 more at 5.	Punt Return Yards	36 at San Francisco 49ers, Dec 13, 2020 23 at Cleveland Browns, Sep 27, 2020 22 at San Francisco 49ers, Dec 13, 2020 20 at Philadelphia Eagles, Jan 03, 2021
Receiving Yards	81 at Dallas Cowboys, Dec 29, 2019 64 vs. New York Giants, Dec 22, 2019	Punt Returns	5 vs. Philadelphia Eagles, Sep 13, 2020 3 at Cleveland Browns, Sep 27, 2020 ...1 more at 3.
Receiving Average	17.7 at Arizona Cardinals, Sep 20, 2020 16.7 vs. Philadelphia Eagles, Sep 13, 2020	Punt Return Average	7.7 at Cleveland Browns, Sep 27, 2020 4.0 at Carolina Panthers, Dec 01, 2019
Longest Receptions	65 at Dallas Cowboys, Dec 29, 2019 32 vs. New York Giants, Dec 22, 2019	Kickoff Return Average	34.0 vs. Chicago Bears, Sep 23, 2019 29.7 vs. Philadelphia Eagles, Dec 15, 2019
Receiving TDs	2 vs. New York Giants, Dec 22, 2019 1 vs. Cincinnati Bengals, Nov 22, 2020 ...2 more at 1.	Most TDs	2 vs. New York Giants, Dec 22, 2019 1 vs. Cincinnati Bengals, Nov 22, 2020 ...4 more at 1.
All-Purpose Yards	149 vs. New York Jets, Nov 17, 2019 142 vs. Philadelphia Eagles, Dec 15, 2019	Miscellaneous Tackles	1 vs. Carolina Panthers, Dec 27, 2020
Kickoff Returns	6 vs. New York Jets, Nov 17, 2019 3 at Arizona Cardinals, Sep 20, 2020 ...5 more at 3.		

## SINGLE-GAME HIGHS - POSTSEASON: RUSHING/RECEIVING

Rush Attempts	1 vs. Tampa Bay Buccaneers, Jan 09, 2021	Longest Receptions	12 vs. Tampa Bay Buccaneers, Jan 09, 2021 11t vs. Tampa Bay Buccaneers, Jan 09, 2021
Rushing Yards	4 vs. Tampa Bay Buccaneers, Jan 09, 2021	Longest Runs	10 vs. Tampa Bay Buccaneers, Jan 09, 2021
Receptions	3 vs. Tampa Bay Buccaneers, Jan 09, 2021	Receiving TDs	1 vs. Tampa Bay Buccaneers, Jan 09, 2021
Receiving Yards	33 vs. Tampa Bay Buccaneers, Jan 09, 2021	All-Purpose Yards	37 vs. Tampa Bay Buccaneers, Jan 09, 2021
Receiving Average	11.0 vs. Tampa Bay Buccaneers, Jan 09, 2021	Fair Catches	1 vs. Tampa Bay Buccaneers, Jan 09, 2021
		Most TDs	1 vs. Tampa Bay Buccaneers, Jan 09, 2021

## 2021 GAME-BY-GAME REGULAR-SEASON STATISTICS (STEELERS)

DATE	OPPONENT	P/S	RECEIVING					RUSHING					W/L/T	SCORE
			NO.	YDS.	AVG.	LG	TD	NO.	YDS.	AVG.	LG	TD		
09/12	at Bills												W	23-16
09/19	Raiders												L	17-26
09/26	Bengals												L	10-24
10/03	at Packers												L	17-27
10/10	Broncos												W	27-19
10/17	Seahawks												W	23-20+
10/31	at Browns												W	15-10
11/08	Bears												W	29-27
11/14	Lions												T	16-16
11/21	at Chargers												L	37-41
11/28	at Bengals												L	10-41
12/05	Ravens												W	20-19
12/09	at Vikings												L	28-36
12/19	Titans												W	19-13
12/26	at Chiefs												L	10-36
01/03	Browns												W	26-14
01/09	at Ravens												W	16-13+
<b>2021 TOTALS</b>		0-0	0	0	0.0	0	0	0	0	0.0	0	0	0	9-7-1

+ - Overtime

## 2021 GAME-BY-GAME POSTSEASON STATISTICS (STEELERS)

DATE	OPPONENT	P/S	RECEIVING					RUSHING					W/L	SCORE
			NO.	YDS.	AVG.	LG	TD	NO.	YDS.	AVG.	LG	TD		
01/16	at Chiefs												L	21-42
<b>2021 TOTALS</b>		0-0	0	0	0.0	0	0	0	0	0.0	0	0	0-1	

## 2020 GAME-BY-GAME POSTSEASON STATISTICS (FOOTBALL TEAM)

DATE	OPPONENT	P/S	RECEIVING					RUSHING					W/L	SCORE
			NO.	YDS.	AVG.	LG	TD	NO.	YDS.	AVG.	LG	TD		
01/09	Buccaneers	P	3	33	11.0	12	1	1	4	4.0	4	0	L	23-31
<b>2020 TOTALS</b>		1-0	3	33	11.0	12	1	1	4	4.0	4	0	0-1	





84

TYLER SNEAD

WIDE RECEIVER

HEIGHT: 5-7

WEIGHT: 174

COLLEGE: East Carolina

BORN: February 1, 2000

BIRTHPLACE: Raleigh, NC

HOW ACQUIRED: UDFA '22

NFL EXPERIENCE: R

## PRO CAREER

- ✦ Has yet to make NFL debut

## TRANSACTIONS

- ✦ Signed as an undrafted free agent with Pittsburgh on May 16, 2022

## COLLEGE

- ✦ Played in 37 games (30 starts) at East Carolina (2018-21)
- ✦ Two-time Second-Team All-AAC receiver by league head coaches (2020-21) and second-teamer as kickoff return/punt return specialist (2020)
- ✦ Two-time Paul Hornung Award Watch List (2020-21)
- ✦ Three-time Burlsworth Trophy nominee (2019-21)
- ✦ His 240 yards receiving against SMU on Nov. 9, 2019 ranks third in single-game school history
- ✦ Ranks among ECU's all-time leaders in receptions (fourth/201), receptions yards (fifth/2,374) and receiving TDs (sixth/18)
- ✦ Registered a 100-yard kickoff return for TD vs. USF on Oct. 26, 2019 (tied for the longest in school history)
- ✦ Recorded a 95-yard kickoff return for TD vs. Temple on Nov. 21, 2020 (10th-longest in school history)
- ✦ Ended his collegiate career with with a reception in 33-straight games
- ✦ Hauled in at least one reception in 35 of 37 career contests (multiple 33 times)
- ✦ Registered eight 100-plus yard receiving contests
- ✦ Reached the end zone 21 times in his career (18 receiving, one rushing and two kickoff return)
- ✦ Racked up 100 or more all-purpose yards in a game 18 times in his career and 200-plus on three occasions
- ✦ Attempted six career passes completing four (three for TDs)
- ✦ 94 of 201 receptions went for 10 or more yards (41 for 20-plus)

## PERSONAL

- ✦ Son of Scott and Michelle Snead
- ✦ Earned membership into the prestigious Honors College at ECU immediately upon enrolling (2018) and followed up with inclusion on the school's Honor Roll for the fall and spring semesters of 2019, 2020 and 2021, respectively
- ✦ Completed requirements for graduation (bachelor's degree in communication) during the summer of 2021
- ✦ Father played collegiate baseball at N.C. State before being selected by the Cincinnati Reds in 29th round of the 1991 MLB June Amateur Draft
- ✦ Mother was a cheerleader (NCSU)
- ✦ Has three sisters - Sydney (All-America, All-SEC gymnast at Georgia from 2016-19), Kaylee and Laney



# 24 BENNY SNELL JR.

RUNNING BACK

**HEIGHT:** 5-10      **BIRTHPLACE:** Columbus, OH  
**WEIGHT:** 224      **HOW ACQUIRED:** D4 '19  
**COLLEGE:** Kentucky      **NFL EXPERIENCE:** 4th year  
**BORN:** February 26, 1998

## PRO CAREER

- ◆ Has played in 42 games (five starts) over his three-year NFL career (all with Steelers)
- ◆ Has rushed for 848 yards and six TDs on 237 carries (3.6 yards per rush)
- ◆ Has caught 14 passes for 91 yards
- ◆ Made NFL debut in Week 1 of 2019 (at New England)
- ◆ Made NFL starting debut in Week 12 of 2019 (at Cincinnati)

### 2021 (STEELERS)

- ◆ Played in 17 regular-season games (no starts)
- ◆ Rushed for 98 yards on 36 carries and added two receptions for 13 yards
- ◆ Rushed a season-high five times for 20 yards in Week 5 vs Denver
- ◆ Registered seven (three solo) special teams tackles

### 2020 (STEELERS)

- ◆ Played in 16 regular-season games (three starts)
- ◆ Rushed for 368 yards and four TDs on 111 carries (3.3 yards per carry) and added 10 receptions for 61 yards
- ◆ Ran for a career-best 113 yards on 19 carries in Week 1 at N.Y. Giants
- ◆ Ran for a team-best 84 yards on 18 carries and a TD in Week 15 at Cincinnati

### 2019 (STEELERS)

- ◆ Played in 13 regular-season games (two starts)
- ◆ Inactive for three straight weeks (Weeks 9-11) following a knee injury suffered vs. Miami (Nov. 28)
- ◆ Rushed for 426 yards and two TDs on 108 carries (3.9 yards per carry) and added three receptions for 23 yards
- ◆ Rush for a team-high 75 yards on 17 attempts, added one reception for 14 yards, in Week 6 at L.A. Chargers
- ◆ Returned to action and made his first career start vs. Cincinnati in Week 12, rushing 21 times for 98 yards and added one catch for five yards and one special teams tackle
- ◆ Led the team with 63 rushing yards on 16 attempts and the first TD of his career – a 1-yard rush in the third quarter in Week 13 vs. Cleveland
- ◆ Led the team with 18 carries for 91 yards, including a four-yard go-ahead TD run in Week 17 at Baltimore

## TRANSACTIONS

- ◆ Signed a four-year contract with Pittsburgh on May 8, 2019
- ◆ Drafted by the Steelers in the fourth round (122nd overall) in the 2019 NFL Draft

## COLLEGE

- ◆ Played in 39 games (27 starts) at Kentucky
- ◆ Broke or tied 14 school records, including career rushing yards (3,873), total touchdowns (48), rushing touchdowns (48) and 100-yard games (19)
- ◆ Ranks second on program rushing attempts (737) and third on all-time scoring (290) charts
- ◆ Scored his 40th touchdown in just 31 games, the second fastest in SEC history to do so
- ◆ Became first Wildcat to amass 1,000-yards in a season three times
- ◆ Second-team All-America and first-team All-SEC selection as a junior
- ◆ Rushed for 1,449 yards – second-most in a single-season in school history – and for 16 touchdowns
- ◆ Earned Associated Press All-SEC first-team and second-team All-SEC selection after his sophomore season
- ◆ Started all 13 games and led the team in rushing attempts (262), rushing yards (1,333), rushing touchdowns (19) and rushing yards per game (102.5)
- ◆ Freshman All-SEC selection
- ◆ Two-time SEC Freshman of the Week
- ◆ Led all SEC freshmen in scoring with 78 points, setting a Kentucky freshman record for most rushing touchdowns in a game (four), most rushing yards (1,091), most rushing touchdowns (13), most total touchdowns (13), most 100-yard rushing games (five) and most rushing yards in a single-game (192)
- ◆ Graduated with a degree in pre-media art studies

## PERSONAL

- ◆ Helped lead Westerville Central (Westerville, Ohio) High School to two Ohio Capital Conference titles, three straight Division I playoff appearances and a 35-6 overall record
- ◆ Totaled 1,826 rushing yards, 264 receiving yards and 29 touchdowns as a senior
- ◆ Son of April and Benjamin Snell
- ◆ Father, Benjamin, was a running back at Ohio Northern and was drafted by the Baltimore Ravens in 1998
- ◆ Great uncle, Matt Snell, was a running back for the New York Jets, helping the Jets win the 1969 Super Bowl after rushing for 121 on 30 carries in the 16-7 upset of the Baltimore Colts
- ◆ Full name: Benny Snell, Jr.

## COMMUNITY

- ✦ Participates in Salvation Army Project Bundle Up
- ✦ Served as a co-chair for the Salvation Army 2022 Topgolf Classic to benefit Salvation Army Project Bundle Up

## BENNY SNELL JR.'S NFL REGULAR SEASON RUSHING/RECEIVING STATISTICS

DATE	TEAM	RUSHING						RECEIVING					
		GP	GS	NO.	YDS.	AVG.	LG	TD	NO.	YDS.	AVG.	LG	TD
2019	Steelers	13	2	108	426	3.9	23	2	3	23	7.7	14	0
2020	Steelers	16	3	111	368	3.3	30	4	10	61	6.1	14	0
2021	Steelers	17	0	36	98	2.7	9	0	2	13	6.5	7	0
NFL TOTALS		46	5	255	892	3.5	30	6	15	97	6.5	14	0

## BENNY SNELL JR.'S NFL POSTSEASON RUSHING/RECEIVING STATISTICS

DATE	TEAM	RUSHING						RECEIVING					
		GP	GS	NO.	YDS.	AVG.	LG	TD	NO.	YDS.	AVG.	LG	TD
2020	Steelers	1	0	2	13	6.5	11	0	1	4	4.0	4	0
2021	Steelers	1	0	2	15	7.5	8	0	2	16	8.0	11	0
NFL TOTALS		2	0	4	28	7.0	11	0	3	20	6.7	11	0

## BENNY SNELL JR.'S NFL REGULAR SEASON RETURN STATISTICS

DATE	TEAM	KICKOFF RETURNS					PUNT RETURNS					
		RET.	YDS.	AVG.	LG	TD	NO.	FC	YDS.	AVG.	LG	TD
2019	Steelers	1	8	8.0	8	0	0	0	0	0.0	0	0
2020	Steelers	0	0	0.0	0	0	0	0	0	0.0	0	0
2021	Steelers	0	0	0.0	0	0	0	0	0	0.0	0	0
NFL TOTALS		1	8	8.0	8	0	0	0	0	0.0	0	0

## BENNY SNELL JR.'S NFL POSTSEASON RETURN STATISTICS

DATE	TEAM	KICKOFF RETURNS					PUNT RETURNS					
		RET.	YDS.	AVG.	LG	TD	NO.	FC	YDS.	AVG.	LG	TD
2020	Steelers	0	0	0.0	0	0	0	0	0	0.0	0	0
2021	Steelers	0	0	0.0	0	0	0	0	0	0.0	0	0
NFL TOTALS		0	0	0.0	0	0	0	0	0	0.0	0	0

## SINGLE-GAME HIGHS: RUSHING/RECEIVING

Rush Attempts	21 at Cincinnati Bengals, Nov 24, 2019 19 at New York Giants, Sep 14, 2020	Longest Receptions	14 at Cincinnati Bengals, Dec 21, 2020 14 at Los Angeles Chargers, Oct 13, 2019
Rushing Yards	113 at New York Giants, Sep 14, 2020 98 at Cincinnati Bengals, Nov 24, 2019	All-Purpose Yards	113 at New York Giants, Sep 14, 2020 107 at Cincinnati Bengals, Dec 21, 2020
Rushing Average	6.0 at New York Giants, Sep 14, 2020 5.1 at Baltimore Ravens, Dec 29, 2019	Kickoff Returns	1 at Baltimore Ravens, Dec 29, 2019
Longest Runs	30 at New York Giants, Sep 14, 2020 29 at Cincinnati Bengals, Dec 21, 2020	Kickoff Return Yards	8 at Baltimore Ravens, Dec 29, 2019
Rushing TDs	1 at Cincinnati Bengals, Dec 21, 2020 1 at Jacksonville Jaguars, Nov 22, 2020 ...4 more at 1.	Longest Kickoff Return	8 at Baltimore Ravens, Dec 29, 2019
Receptions	3 at Cincinnati Bengals, Dec 21, 2020 3 vs. Baltimore Ravens, Dec 02, 2020	Special Teams Tackles	2 vs. Cleveland Browns, Jan 03, 2022 2 at Buffalo Bills, Dec 13, 2020
Receiving Yards	33 vs. Baltimore Ravens, Dec 02, 2020 23 at Cincinnati Bengals, Dec 21, 2020	Most TDs	1 at Cincinnati Bengals, Dec 21, 2020 1 at Jacksonville Jaguars, Nov 22, 2020 ...4 more at 1.
Receiving Average	11.0 vs. Baltimore Ravens, Dec 02, 2020 7.7 at Cincinnati Bengals, Dec 21, 2020	Miscellaneous Tackles	1 at Cleveland Browns, Jan 03, 2021

## SINGLE-GAME HIGHS - POSTSEASON: RUSHING/RECEIVING

Rush Attempts	2 at Kansas City Chiefs, Jan 16, 2022 2 vs. Cleveland Browns, Jan 10, 2021	Receiving Yards	16 at Kansas City Chiefs, Jan 16, 2022 4 vs. Cleveland Browns, Jan 10, 2021
Rushing Yards	15 at Kansas City Chiefs, Jan 16, 2022 13 vs. Cleveland Browns, Jan 10, 2021	Longest Receptions	11 at Kansas City Chiefs, Jan 16, 2022 5 at Kansas City Chiefs, Jan 16, 2022
Longest Runs	11 vs. Cleveland Browns, Jan 10, 2021 8 at Kansas City Chiefs, Jan 16, 2022 7 at Kansas City Chiefs, Jan 16, 2022	All-Purpose Yards	4 vs. Cleveland Browns, Jan 10, 2021 31 at Kansas City Chiefs, Jan 16, 2022 17 vs. Cleveland Browns, Jan 10, 2021
Receptions	2 at Kansas City Chiefs, Jan 16, 2022 1 vs. Cleveland Browns, Jan 10, 2021	Longest Own Fumble Return	9 at Kansas City Chiefs, Jan 16, 2022

## 100-YARD RUSHING GAMES (1): REGULAR SEASON

DATE	TEAM	ATT.	YDS.	AVG.	LG	TD
09/14/20	at Giants	19	113	5.9	30	0

## 2021 GAME-BY-GAME REGULAR-SEASON STATISTICS (STEELERS)

DATE	OPPONENT	P/S	RUSHING					RECEIVING					W/L/T	SCORE
			NO.	YDS.	AVG.	LG	TD	NO.	YDS.	AVG.	LG	TD		
09/12	at Bills	P	0	0	0.0	0	0	0	0	0.0	0	0	W	23-16
09/19	Raiders	P	2	1	0.5	1	0	0	0	0.0	0	0	L	17-26
09/26	Bengals	P	0	0	0.0	0	0	0	0	0.0	0	0	L	10-24
10/03	at Packers	P	1	0	0.0	0	0	0	0	0.0	0	0	L	17-27
10/10	Broncos	P	5	20	4.0	9	0	0	0	0.0	0	0	W	27-19
10/17	Seahawks	P	0	0	0.0	0	0	0	0	0.0	0	0	W	23-20+
10/31	at Browns	P	0	0	0.0	0	0	1	7	7.0	7	0	W	15-10
11/08	Bears	P	2	6	3.0	5	0	0	0	0.0	0	0	W	29-27
11/14	Lions	P	1	4	4.0	4	0	0	0	0.0	0	0	T	16-16
11/21	at Chargers	P	2	7	3.5	4	0	0	0	0.0	0	0	L	37-41
11/28	at Bengals	P	2	5	2.5	4	0	0	0	0.0	0	0	L	10-41
12/05	Ravens	P	2	13	6.5	8	0	0	0	0.0	0	0	W	20-19
12/09	at Vikings	P	1	-2	-2.0	-2	0	0	0	0.0	0	0	L	28-36
12/19	Titans	P	0	0	0.0	0	0	0	0	0.0	0	0	W	19-13
12/26	at Chiefs	P	5	20	4.0	8	0	1	6	6.0	6	0	L	10-36
01/03	Browns	P	1	2	2.0	2	0	0	0	0.0	0	0	W	26-14
01/09	at Ravens	P	12	22	1.8	9	0	0	0	0.0	0	0	W	16-13+
<b>2021 TOTALS</b>		17-0	<b>36</b>	<b>98</b>	<b>2.7</b>	<b>9</b>	<b>0</b>	<b>2</b>	<b>13</b>	<b>6.5</b>	<b>7</b>	<b>0</b>	<b>9-7-1</b>	


+ - Overtime

## 2021 GAME-BY-GAME POSTSEASON STATISTICS (STEELERS)

DATE	OPPONENT	P/S	RUSHING					RECEIVING					W/L	SCORE
			NO.	YDS.	AVG.	LG	TD	NO.	YDS.	AVG.	LG	TD		
01/16	at Chiefs	P	2	15	7.5	8	0	2	16	8.0	11	0	L	21-42
<b>2021 TOTALS</b>		1-0	<b>2</b>	<b>15</b>	<b>7.5</b>	<b>8</b>	<b>0</b>	<b>2</b>	<b>16</b>	<b>8.0</b>	<b>11</b>	<b>0</b>	<b>0-1</b>	

## 2020 GAME-BY-GAME POSTSEASON STATISTICS (STEELERS)

DATE	OPPONENT	P/S	RUSHING					RECEIVING					W/L	SCORE
			NO.	YDS.	AVG.	LG	TD	NO.	YDS.	AVG.	LG	TD		
01/10	Browns	P	2	13	6.5	11	0	1	4	4.0	4	0	L	37-48
<b>2020 TOTALS</b>		1-0	<b>2</b>	<b>13</b>	<b>6.5</b>	<b>11</b>	<b>0</b>	<b>1</b>	<b>4</b>	<b>4.0</b>	<b>4</b>	<b>0</b>	<b>0-1</b>	



**41** (SHIRT)  
**ROBERT SPILLANE**  
LINEBACKER

**HEIGHT:** 6-1  
**WEIGHT:** 229  
**COLLEGE:** Western Michigan  
**BORN:** December 14, 1995

**BIRTHPLACE:** Oak Park, IL  
**HOW ACQUIRED:** FA '19  
**NFL EXPERIENCE:** 4th year

### PRO CAREER

- ✦ Has played in 32 games (eight starts) over his four-year NFL career (Titans, 2018-19; Steelers, 2019-21)
- ✦ Has registered 61 tackles (48 solo), five tackles for loss, four passes defended, three quarterback hits, 2.0 sacks, one interception, one interception return for TD and one fumble recovery
- ✦ Made NFL debut in Week 6 of 2018 (vs. Baltimore)
- ✦ Made NFL starting debut in Week 7 of 2020 (at Tennessee)

#### 2021 (STEELERS)

- ✦ Played in 14 regular-season games (four starts)
- ✦ Registered 45 tackles (23 solo), two tackles for loss, and 11 special teams tackles (six solo)
- ✦ Sustained an injury during pregame of the season opener at Buffalo and was designated inactive
- ✦ Recorded the second double-digit tackles game of his career in Week 2 vs. Las Vegas (10 tackles, 7 solo)
- ✦ Was inactive in Week 13 after being placed on the Reserve/COVID-19 list

#### 2020 (STEELERS)

- ✦ Played in 12 regular-season games (seven starts)
- ✦ Registered 43 tackles, 37 solo stops, four tackles for loss, four passes defended, three quarterback hits, 2.0 sacks, one interception, one interception return for TD and one fumble recovery
- ✦ Saw increased snaps after an injury to LB Devin Bush in Week 6 vs. Cleveland; recorded six tackles (five solo), including one tackle for loss
- ✦ Made his first NFL start at inside linebacker with LB Devin Bush moved to IR and recorded three tackles (two solo) in Week 7 at Tennessee
- ✦ Registered his first career interception, picking off QB Lamar Jackson at the Steelers' 33-yard line and returning it for a TD on the third play of the game in Week 8 at Baltimore; also led the team with a career-high 11 tackles (10 solo), forced a fumble and added two pass breakups
- ✦ Registered five tackles (four solo), and his first career sack – a six-yard take-down of QB Joe Burrow in Week 10 vs. Cincinnati
- ✦ Recorded three tackles (two solo), one for loss, two passes defended, two quarterback hits and a nine-yard sack of QB Alex Smith before exiting the game with a knee injury in Week 13 vs. Washington
- ✦ Knee injury sidelined him for four weeks (Weeks 14-17)
- ✦ Finished with a team-high nine tackles (six solo) in the Wild Card playoff game vs. Cleveland

#### 2019 (STEELERS)

- ✦ Spent portions of the season on the Steelers' practice squad before being promoted to the 53-man roster
- ✦ Saw action in eight games, primarily on special teams during the second half of the season

#### 2018 (TITANS)

- ✦ Played vs. the Ravens (Week 6) and at L.A. Chargers (Week 7)
- ✦ Spent the first four games on the Tennessee practice squad


### TRANSACTIONS

- ✦ Signed a one-year contract with Pittsburgh on Mar. 13, 2021
- ✦ Promoted to the Steelers active roster on Nov. 6, 2019
- ✦ Signed to the Pittsburgh practice squad on Oct. 8, 2019
- ✦ Waived by the Steelers on Sept. 24, 2019
- ✦ Signed to the Pittsburgh practice squad on Sept. 1, 2019
- ✦ Waived by the Steelers on Aug. 31, 2019
- ✦ Signed to a reserve/future contract by Pittsburgh on Feb. 9, 2019
- ✦ Waived by Tennessee on October 29, 2018
- ✦ Promoted to the Titans active roster on Oct. 9, 2018
- ✦ Signed to the Tennessee practice squad on Sept. 2, 2018
- ✦ Waived by the Titans on Sept. 1, 2018
- ✦ Originally entered the League as an undrafted free agent with Tennessee after the 2018 NFL Draft

### COLLEGE

- ✦ Finished his college career at Western Michigan with 312 tackles, 32.5 tackles for loss, 10.0 sacks, four interceptions, five pass breakups, two fumble recoveries and three forced fumbles
- ✦ All Mid-American Conference Second Team in both his junior and senior seasons
- ✦ Recorded 88 tackles, 11 tackles for loss and 1.5 sacks as a senior in 2017
- ✦ Registered 10 or more tackles in four different games in 2017
- ✦ Returned a 35-yard interception for TD against Kent State for only TD of career in 2017





**26 CHRIS STEELE**  
DEFENSIVE BACK

<b>HEIGHT:</b> 6-1	<b>BIRTHPLACE:</b> Downey, CA
<b>WEIGHT:</b> 190	<b>HOW ACQUIRED:</b> UDFA 22
<b>COLLEGE:</b> Southern Cal	<b>NFL EXPERIENCE:</b> R
<b>BORN:</b> September 27, 2000	

### PRO CAREER

- ✦ Has yet to make NFL debut

### TRANSACTIONS

- ✦ Signed as an undrafted free agent with Pittsburgh on May 2, 2022

### COLLEGE

- ✦ Played in 29 games (23 starts) at USC (2019-21)
- ✦ Registered 95 tackles, three for loss, 1.0 sack, 12 pass breakups, one fumble recovery, one forced fumble and three interceptions
- ✦ Started 11 games as a junior in 2021
- ✦ Registered 34 tackles, two tackles for loss, 1.0 sack, three pass breakups, two interceptions and one forced fumble
- ✦ Named 2021 All-Pac-12 honorable mention and Phil Steele All-Pac-12 second team
- ✦ Started six games as a sophomore in 2020
- ✦ Recorded 26 tackles, four pass breakups and one interception
- ✦ Named 2020 All-Pac-12 second team and Phil Steele All-Pac-12 second team

### PERSONAL

- ✦ Made 2018 USA Today All-USA first team, PrepStar Dream Team, Max Preps All-American first team, Tacoma News Tribune Western 100, USA Today All-California first team, Cal-Hi Sports All-State first team, Orange County Register Feb 15, All-CIF Division 1 and Long Beach Press-Telegram Dream Team first team as a senior cornerback at St. John Bosco High in Bellflower (Calif.)
- ✦ Registered 32 tackles, 11 pass breakups, two blocked field goals and one interception in 2018
- ✦ Communication major at USC and remains fluent in Spanish



# 40 LINDEN STEPHENS

DEFENSIVE BACK

HEIGHT: 6-0	BIRTHPLACE: Euclid, OH
WEIGHT: 193	HOW ACQUIRED: FA '21
COLLEGE: Cincinnati	NFL EXPERIENCE: 3rd year
BORN: March 21, 1995	

## PRO CAREER

- ✦ Has played in 16 career games (no starts) in his four-year NFL career (Denver 2019; Miami 2019; Seattle 2019-20; Baltimore 2021; Pittsburgh 2021)
- ✦ Has registered four tackles
- ✦ Made his NFL debut in Week 15 of 2019 (at N.Y. Giants)

### 2021 (RAVENS/STEELERS)

- ✦ Spent the entire season split between the Ravens and Steelers practice squads

### 2020 (SEAHAWKS)

- ✦ Played in 13 regular-season games (no starts)
- ✦ Registered one tackle and two special teams tackles

### 2019 (BRONCOS/SEAHAWKS/DOLPHINS)

- ✦ Spent portions of the season on the Broncos, Seahawks and Dolphins practice squads before being promoted to the Dolphins 53-man roster
- ✦ Played in three regular-season games, primarily on special teams, and registered three tackles

## TRANSACTIONS

- ✦ Signed a reserve/future contract with Pittsburgh on Jan. 18, 2022
- ✦ Signed to the Steelers practice squad on Dec. 11, 2021
- ✦ Signed to the Pittsburgh practice squad on Oct. 13, 2021
- ✦ Signed to the Baltimore practice squad on Sept. 21, 2021
- ✦ Waived by Washington on Aug. 30, 2021
- ✦ Signed by the Football Team May 6, 2021
- ✦ Promoted to the Seattle active roster on Sept. 23, 2020
- ✦ Signed to the Seahawks practice squad on Sept. 8, 2020
- ✦ Waived by Seattle on Sept. 6, 2020
- ✦ Claimed off waivers by the Seahawks on Apr. 21, 2020
- ✦ Waived by Miami on April 18, 2020
- ✦ Signed with the Dolphins on Dec. 7, 2019
- ✦ Waived by Seattle on Dec. 6, 2019
- ✦ Signed to the Seahawks practice squad on Sept. 26, 2019
- ✦ Waived by Denver on Aug. 31, 2019
- ✦ Promoted to the Broncos active roster on Dec. 31, 2018
- ✦ Signed to the Denver practice squad on Nov. 21, 2018
- ✦ Waived by the L.A. Rams on Oct. 16, 2018
- ✦ Signed to the L.A. Rams practice squad on Oct. 3, 2018
- ✦ Waived by New Orleans on Aug. 31, 2018
- ✦ Signed as an undrafted free agent by the Saints on May 3, 2018

## COLLEGE

- ✦ Earned a bachelor's degree in substance abuse counseling at Cincinnati
- ✦ Joined Cincinnati after a year at Fork Union Military Academy
- ✦ Recorded 51 tackles in his senior year, including 31 solo stops, a team-high eight pass break ups and an interception
- ✦ In 50 career games, hauled in six interceptions, defended 26 passes, made 140 tackles and forced a fumble
- ✦ Played in the East-West Shrine Game

## PERSONAL

- ✦ Father, Mac, played two seasons in the NFL as a linebacker for the New York Jets and Minnesota Vikings (1990-91)
- ✦ Was an honorable mention 2012 Associated Press Ohio Northeastern Lakes All-District selection as a senior at Euclid HS
- ✦ Finished with 43 tackles and five interceptions as a junior
- ✦ Played in the 2013 OHSFCA North-South Classic and 2013 Cuyahoga County All-Star Football Game



LINDEN STEPHENS' NFL REGULAR SEASON DEFENSIVE STATISTICS

DATE	TEAM	GP	GS	TACKLES							INTERCEPTIONS					O. FUMB			ST				MISC				
				TK	S	A	TFL	YDS	SK	YDS	QBH	NO	YDS	LG	TD	PD	FF	FR	TD	YDS	TK	S	A	FF	FR	S	A
2019	Broncos	0	0	0	0	0	0	0	0	0.0	0.0	0	0	0	0	0	0	0	0	0	0	0	0	0	0	0	
Went from Denver to Seattle.																											
2019	Seahawks	0	0	0	0	0	0	0	0	0.0	0.0	0	0	0	0	0	0	0	0	0	0	0	0	0	0	0	
Went from Seattle to Miami.																											
2019	Dolphins	3	0	3	3	0	0	0	0	0.0	0.0	0	0	0	0	0	0	0	0	0	0	0	0	0	0	0	
2019	TOTAL	3	0	3	3	0	0	0	0	0.0	0.0	0	0	0	0	0	0	0	0	0	0	0	0	0	0	0	
2020	Seahawks	13	0	1	1	0	0	0	0	0.0	0.0	0	0	0	0	0	0	0	0	0	0	0	2	2	0	0	
2021	Ravens	0	0	0	0	0	0	0	0	0.0	0.0	0	0	0	0	0	0	0	0	0	0	0	0	0	0	0	
Went from Baltimore to Pittsburgh.																											
2021	Steelers	0	0	0	0	0	0	0	0	0.0	0.0	0	0	0	0	0	0	0	0	0	0	0	0	0	0	0	
2021	TOTAL	0	0	0	0	0	0	0	0	0.0	0.0	0	0	0	0	0	0	0	0	0	0	0	0	0	0	0	
NFL TOTALS		16	0	4	4	0	0	0	0	0.0	0.0	0	0	0	0	0	0	0	0	0	0	0	2	2	0	0	

LINDEN STEPHENS' NFL POSTSEASON DEFENSIVE STATISTICS

DATE	TEAM	GP	GS	TACKLES							INTERCEPTIONS					O. FUMB			ST				MISC			
				TK	S	A	TFL	YDS	SK	YDS	QBH	NO	YDS	LG	TD	PD	FF	FR	TD	YDS	TK	S	A	FF	FR	S
2020	Seahawks	0	0	0	0	0	0	0	0	0.0	0.0	0	0	0	0	0	0	0	0	0	0	0	0	0	0	0
2021	Steelers	0	0	0	0	0	0	0	0	0.0	0.0	0	0	0	0	0	0	0	0	0	0	0	0	0	0	0
NFL TOTALS		0	0	0	0	0	0	0	0	0.0	0.0	0	0	0	0	0	0	0	0	0	0	0	0	0	0	0

SINGLE-GAME HIGHS: DEFENSIVE

Total Tackles 2 at New York Giants, Dec 15, 2019  
 1 at Buffalo Bills, Nov 08, 2020  
 ...1 more at 1.  
 Solo Tackles 2 at New York Giants, Dec 15, 2019  
 1 at Buffalo Bills, Nov 08, 2020  
 ...1 more at 1.

Special Teams Tackles 1 at Washington Football Team, Dec 20, 2020  
 1 vs. Minnesota Vikings, Oct 11, 2020

2021 GAME-BY-GAME REGULAR-SEASON STATISTICS (RAVENS/STEELERS)

DATE	OPPONENT	P/S	TACKLES							INTERCEPTIONS					O. FUMB			ST				MISC		W/L	SCORE							
			TK	S	A	SK	YDS	TFL	YDS	QBH	NO	YDS	LG	TD	PD	FF	FR	TD	YDS	TK	S	A	FF			FR	S	A				
09/13	at Raiders		NOT ON ROSTER																												L	27-33+
09/19	Chiefs		NOT ON ROSTER																												W	36-35
09/26	at Lions		PRACTICE SQUAD																												W	19-17
10/03	at Broncos		PRACTICE SQUAD																												W	23-7
10/31	at Browns		Went from Ravens to Steelers. PRACTICE SQUAD																												W	15-10
12/05	at Steelers		Went from Steelers to Ravens. PRACTICE SQUAD																												L	19-20
01/09	Steelers		PRACTICE SQUAD																												L	13-16+
2021 TOTALS			0	0	0	0.0	0.0	0	0	0	0	0	0	0	0	0	0	0	0	0	0	0	0	0	0	0	0	4-3				

+ - Overtime

2020 GAME-BY-GAME REGULAR-SEASON STATISTICS (SEAHAWKS)

DATE	OPPONENT	P/S	TACKLES							INTERCEPTIONS					O. FUMB			ST				MISC		W/L	SCORE							
			TK	S	A	SK	YDS	TFL	YDS	QBH	NO	YDS	LG	TD	PD	FF	FR	TD	YDS	TK	S	A	FF			FR	S	A				
09/13	at Falcons		PRACTICE SQUAD																												W	38-25
09/20	Patriots		PRACTICE SQUAD																												W	35-30
09/27	Cowboys	P	0	0	0	0.0	0.0	0	0	0	0	0	0	0	0	0	0	0	0	0	0	0	0	0	0	0	W	38-31				
10/04	at Dolphins	P	0	0	0	0.0	0.0	0	0	0	0	0	0	0	0	0	0	0	0	0	0	0	0	0	0	0	W	31-23				
10/11	Vikings	P	0	0	0	0.0	0.0	0	0	0	0	0	0	0	0	0	0	0	1	1	0	0	0	0	0	0	W	27-26				
10/25	at Cardinals	P	0	0	0	0.0	0.0	0	0	0	0	0	0	0	0	0	0	0	0	0	0	0	0	0	0	0	L	34-37+				
11/01	49ers	P	0	0	0	0.0	0.0	0	0	0	0	0	0	0	0	0	0	0	0	0	0	0	0	0	0	0	W	37-27				
11/08	at Bills	P	1	1	0	0.0	0.0	0	0	0	0	0	0	0	0	0	0	0	0	0	0	0	0	0	0	0	L	34-44				
11/15	at Rams	P	0	0	0	0.0	0.0	0	0	0	0	0	0	0	0	0	0	0	0	0	0	0	0	0	0	0	L	16-23				
11/19	Cardinals	P	0	0	0	0.0	0.0	0	0	0	0	0	0	0	0	0	0	0	0	0	0	0	0	0	0	0	W	28-21				
11/30	at Eagles		INACTIVE																												W	23-17
12/06	Giants	P	0	0	0	0.0	0.0	0	0	0	0	0	0	0	0	0	0	0	0	0	0	0	0	0	0	0	L	12-17				
12/13	Jets	P	0	0	0	0.0	0.0	0	0	0	0	0	0	0	0	0	0	0	0	0	0	0	0	0	0	0	W	40-3				
12/20	at Football Team	P	0	0	0	0.0	0.0	0	0	0	0	0	0	0	0	0	0	0	1	1	0	0	0	0	0	0	W	20-15				
12/27	Rams	P	0	0	0	0.0	0.0	0	0	0	0	0	0	0	0	0	0	0	0	0	0	0	0	0	0	0	W	20-9				
01/03	at 49ers	P	0	0	0	0.0	0.0	0	0	0	0	0	0	0	0	0	0	0	0	0	0	0	0	0	0	0	W	26-23				
2020 TOTALS		13-0	1	1	0	0.0	0.0	0	0	0	0	0	0	0	0	0	0	0	2	2	0	0	0	0	0	0	12-4					

+ - Overtime

## 2019 GAME-BY-GAME REGULAR-SEASON STATISTICS (BRONCOS/SEAHAWKS/DOLPHINS)

DATE	OPPONENT	P/S	TACKLES							INTERCEPTIONS					O. FUMB			ST				MISC		W/L	SCORE		
			TK	S	A	SK	YDS	TFL	YDS	QBH	NO	YDS	LG	TD	PD	FF	FR	TD	YDS	TK	S	A	FF			FR	S
09/09	at Raiders																									L	16-24
09/15	Bears																									L	14-16
09/22	at Packers																									L	16-27
09/29	at Cardinals																									W	27-10
10/03	Rams																									W	30-29
10/13	at Browns																									W	32-28
10/20	Ravens																									L	16-30
10/27	at Falcons																									W	27-20
11/03	Buccaneers																									W	40-34+
11/11	at 49ers																									W	27-24+
11/24	at Eagles																									W	17-9
12/02	Vikings																									W	37-30
12/08	at Rams																									L	12-28
12/15	at Giants	P	2	2	0	0.0	0.0	0	0	0	0	0	0	0	0	0	0	0	0	0	0	0	0	0	0	L	20-36
12/22	Bengals	P	1	1	0	0.0	0.0	0	0	0	0	0	0	0	0	0	0	0	0	0	0	0	0	0	0	W	38-35+
12/29	at Patriots	P	0	0	0	0.0	0.0	0	0	0	0	0	0	0	0	0	0	0	0	0	0	0	0	0	0	W	27-24
2019 TOTALS		3-0	3	3	0	0.0	0.0	0	0	0	0	0	0	0	0	0	0	0	0	0	0	0	0	0	0	10-6	

+- Overtime

## 2021 GAME-BY-GAME POSTSEASON STATISTICS (STEELERS)

DATE	OPPONENT	P/S	TACKLES							INTERCEPTIONS					O. FUMB			ST				MISC		W/L	SCORE		
			TK	S	A	SK	YDS	TFL	YDS	QBH	NO	YDS	LG	TD	PD	FF	FR	TD	YDS	TK	S	A	FF			FR	S
01/16	at Chiefs																									L	21-42
2021 TOTALS			0	0	0	0.0	0.0	0	0	0	0	0	0	0	0	0	0	0	0	0	0	0	0	0	0	0-1	

## 2020 GAME-BY-GAME POSTSEASON STATISTICS (SEAHAWKS)

DATE	OPPONENT	P/S	TACKLES							INTERCEPTIONS					O. FUMB			ST				MISC		W/L	SCORE		
			TK	S	A	SK	YDS	TFL	YDS	QBH	NO	YDS	LG	TD	PD	FF	FR	TD	YDS	TK	S	A	FF			FR	S
01/09	Rams																									L	20-30
2020 TOTALS			0	0	0	0.0	0.0	0	0	0	0	0	0	0	0	0	0	0	0	0	0	0	0	0	0	0-1	



85

LAST  
**JACE STERNBERGER**  
TIGHT END

**HEIGHT:** 6-4  
**WEIGHT:** 251  
**COLLEGE:** Texas A&M  
**BORN:** June 26, 1996

**BIRTHPLACE:** Kingfisher, OK  
**HOW ACQUIRED:** 03 '19  
**NFL EXPERIENCE:** 3rd year

### PRO CAREER

- ✦ Has played in 18 games (one start) over his three-year NFL career (Green Bay 2019-20; Steelers 2021)
- ✦ Has caught 12 passes for 114 yards and one TD
- ✦ Made NFL debut in Week 9 of 2019 (at L.A. Chargers)
- ✦ Made NFL starting debut in Week 14 of 2019 (vs. Washington)
- ✦ Selected by Green Bay in the third round (No. 75 overall), becoming the highest-drafted tight end by the Packers since Bubba Franks in 2000 (No. 14 overall)
- ✦ Highest-drafted TE out of Texas A&M since Martellus Bennett was selected in the second round (No. 61 overall) in 2008 by the Dallas Cowboys

#### 2021 (STEELERS)

- ✦ Did not play in a regular season game
- ✦ Spent time on the active roster or practice squads of Green Bay, Seattle, Washington and Pittsburgh

#### 2020 (PACKERS)

- ✦ Played in 12 regular-season games (no starts), seeing action on offense and special teams
- ✦ Registered 12 receptions for 114 yards (9.5 avg.) and a TD
- ✦ Sideline for the final four regular-season games (concussion)
- ✦ Inactive for both postseason contests
- ✦ Recorded the first catches of his career in the regular season, hauling in a career-high three passes for 36 yards (12.0 avg.) in Week 3 at New Orleans
- ✦ Played 20 snaps on offense and posted his first career regular-season TD catch, coming across the field to make a left-handed grab for a 3-yard score early in the second quarter in Week 7 vs. Houston
- ✦ Posted a career-high 46 receiving yards on three catches (15.3 avg.), including a career-long 27-yarder down to the Minnesota seven-yard line with just under three minutes remaining in the game that set up a TD on the next play in Week 8 vs. Minnesota

#### 2019 (PACKERS)

- ✦ Played in six regular-season games (one start), seeing action on offense and special teams
- ✦ Was inactive (healthy scratch) for two contests
- ✦ Played in both playoff games with one start and had three receptions for 15 yards (5.0 avg.) and a TD while adding a tackle on special teams
- ✦ Was on injured reserve (ankle) for the first eight games of the season before being activated on Nov. 2
- ✦ Started as the Packers opened up with two tight ends, appearing on 11 plays and posting two receptions for 13 yards (6.5 avg.) and a TD, in the NFC Championship game at San Francisco
- ✦ Caught a nine-yard TD from QB Aaron Rodgers in the NFC title game
- ✦ Just the second rookie tight end in franchise history (Richard Rodgers, 2014 NFC Divisional vs. Dallas) to catch a TD pass in a playoff game

### TRANSACTIONS

- ✦ Signed a reserve/future contract with Pittsburgh on Jan. 18, 2022
- ✦ Signed to the Steelers practice squad on Nov. 21, 2021
- ✦ Released by Washington on Nov. 2, 2021
- ✦ Signed to the Washington active roster on Oct. 7, 2021
- ✦ Signed to the Seattle practice squad on Sept. 22, 2021
- ✦ Released by Green Bay on Sept. 21, 2021
- ✦ Signed a four-year contract with the Packers on June 10, 2019
- ✦ Selected by Green Bay in the third round (75th overall) of the 2019 NFL Draft

### COLLEGE

- ✦ Attended three different schools, playing one season each at Texas A&M (2018), Northeast Oklahoma A&M (2017) and Kansas (2016)
- ✦ Played in 35 collegiate games (22 starts) and posted 70 receptions for 1,173 yards (16.8 avg.) and 16 TDs
- ✦ Played in 13 games (12 starts) for the Aggies in 2018 and set career highs in all categories, registering 48 receptions and an average of 17.3 yards per catch
- ✦ Set single-season school records for TEs with 832 receiving yards and 10 TDs
- ✦ Named a consensus All-American after earning first-team honors from The Associated Press, CBS Sports, Football Writers Association of America, Sports Illustrated, Sporting News and Walter Camp and second-team recognition from USA Today
- ✦ Earned first-team All-SEC honors from the coaches and AP
- ✦ Finished No. 1 in the country among tight ends in receiving TDs and ranked No. 2 in receiving yards and yards per catch
- ✦ Given the Offensive Top Newcomer Award, Offensive MVP Award and Strength and Conditioning Offensive Aggie Award at the annual team banquet

## PERSONAL

- Given name is Jace Evan Sternberger
- Born in Enid, Oklahoma
- Mother, Jackie, was a two-time All-American basketball player at Southwest Oklahoma State University
- Played both sides of the ball at Kingfisher (Okla.) High School, catching 42 passes for 390 yards (9.3 avg.) and eight TDs at tight end as a senior in 2014
- Also played defensive end and posted 53 tackles, 23 tackles for a loss, 21.0 sacks, three forced fumbles and six pass breakups
- Helped his team to a state championship in 2013 after recording nine catches for 191 yards (21.2 avg.) and four TDs on offense, while also securing 39 tackles, 6.5 sacks, five pass breakups and four forced fumbles on defense
- Earned nine letters during his time at Kingfisher, participating in basketball (three), football (three) and track (three)

## JACE STERNBERGER'S NFL REGULAR SEASON RUSHING/RECEIVING STATISTICS

DATE	TEAM	GP	GS	RECEIVING					RUSHING					
				NO.	YDS.	AVG.	LG	TD	NO.	YDS.	AVG.	LG	TD	
2019	Packers	6	1	0	0	0.0	0	0	0	0	0	0.0	0	0
2020	Packers	12	0	12	114	9.5	27	1	0	0	0	0.0	0	0
2021	Packers	0	0	0	0	0.0	0	0	0	0	0	0.0	0	0
				Went from <b>Green Bay to Seattle.</b>										
2021	Seahawks	0	0	0	0	0.0	0	0	0	0	0	0.0	0	0
				Went from <b>Seattle to Washington.</b>										
2021	Football Team	0	0	0	0	0.0	0	0	0	0	0	0.0	0	0
2021	TOTAL	0	0	0	0	0.0	0	0	0	0	0	0.0	0	0
NFL TOTALS		18	1	12	114	9.5	27	1	0	0	0	0.0	0	0

## JACE STERNBERGER'S NFL POSTSEASON RUSHING/RECEIVING STATISTICS

DATE	TEAM	GP	GS	RECEIVING					RUSHING					
				NO.	YDS.	AVG.	LG	TD	NO.	YDS.	AVG.	LG	TD	
2019	Packers	2	1	3	15	5.0	8t	1	0	0	0.0	0	0	0
2020	Packers	0	0	0	0	0.0	0	0	0	0	0.0	0	0	0
2021	Steelers	0	0	0	0	0.0	0	0	0	0	0.0	0	0	0
NFL TOTALS		2	1	3	15	5.0	8t	1	0	0	0.0	0	0	0

## JACE STERNBERGER'S NFL REGULAR SEASON RETURN STATISTICS

DATE	TEAM	RET.	KICKOFF RETURNS					PUNT RETURNS					
			YDS.	AVG.	LG	TD	NO.	FC	YDS.	AVG.	LG	TD	
2019	Packers	0	0	0.0	0	0	0	0	0	0	0.0	0	0
2020	Packers	1	8	8.0	8	0	0	0	0	0	0.0	0	0
2021	Packers	0	0	0.0	0	0	0	0	0	0	0.0	0	0
		Went from <b>Green Bay to Seattle.</b>											
2021	Seahawks	0	0	0.0	0	0	0	0	0	0	0.0	0	0
		Went from <b>Seattle to Washington.</b>											
2021	Football Team	0	0	0.0	0	0	0	0	0	0	0.0	0	0
2021	TOTAL	0	0	0.0	0	0	0	0	0	0	0.0	0	0
NFL TOTALS		1	8	8.0	8	0	0	0	0	0	0.0	0	0

## JACE STERNBERGER'S NFL POSTSEASON RETURN STATISTICS

DATE	TEAM	RET.	KICKOFF RETURNS					PUNT RETURNS					
			YDS.	AVG.	LG	TD	NO.	FC	YDS.	AVG.	LG	TD	
2019	Packers	0	0	0.0	0	0	0	0	0	0	0.0	0	0
2020	Packers	0	0	0.0	0	0	0	0	0	0	0.0	0	0
2021	Steelers	0	0	0.0	0	0	0	0	0	0	0.0	0	0
NFL TOTALS		0	0	0.0	0	0	0	0	0	0	0.0	0	0

## SINGLE-GAME HIGHS: RUSHING/RECEIVING

Receptions	3 at Indianapolis Colts, Nov 22, 2020 3 vs. Minnesota Vikings, Nov 01, 2020 ...1 more at 3.	Kickoff Returns	1 vs. Chicago Bears, Nov 29, 2020
Receiving Yards	46 vs. Minnesota Vikings, Nov 01, 2020 36 at New Orleans Saints, Sep 27, 2020	Kickoff Return Yards	8 vs. Chicago Bears, Nov 29, 2020
Receiving Average	15.3 vs. Minnesota Vikings, Nov 01, 2020 12.0 at New Orleans Saints, Sep 27, 2020	Longest Kickoff Return	8 vs. Chicago Bears, Nov 29, 2020
Longest Receptions	27 vs. Minnesota Vikings, Nov 01, 2020 23 at New Orleans Saints, Sep 27, 2020	Special Teams Tackles	1 vs. Carolina Panthers, Nov 10, 2019
Receiving TDs	1 at Houston Texans, Oct 25, 2020	Most TDs	1 at Houston Texans, Oct 25, 2020
All-Purpose Yards	46 vs. Minnesota Vikings, Nov 01, 2020 36 at New Orleans Saints, Sep 27, 2020		

## SINGLE-GAME HIGHS - POSTSEASON: RECEIVING

Receptions	2 at San Francisco 49ers, Jan 19, 2020 1 vs. Seattle Seahawks, Jan 12, 2020	All-Purpose Yards	13 at San Francisco 49ers, Jan 19, 2020 2 vs. Seattle Seahawks, Jan 12, 2020
Receiving Yards	13 at San Francisco 49ers, Jan 19, 2020 2 vs. Seattle Seahawks, Jan 12, 2020	Special Teams Tackles	1 vs. Seattle Seahawks, Jan 12, 2020
Longest Receptions	8t at San Francisco 49ers, Jan 19, 2020 5 at San Francisco 49ers, Jan 19, 2020 2 vs. Seattle Seahawks, Jan 12, 2020	Most TDs	1 at San Francisco 49ers, Jan 19, 2020
Receiving TDs	1 at San Francisco 49ers, Jan 19, 2020		

## 2021 GAME-BY-GAME REGULAR-SEASON STATISTICS (PACKERS/SEAHAWKS/FOOTBALL TEAM)

DATE	OPPONENT	P/S	RECEIVING					RUSHING					W/L	SCORE
			NO.	YDS.	AVG.	LG	TD	NO.	YDS.	AVG.	LG	TD		
09/12	at Saints												L	3-38
09/20	Lions												W	35-17
09/26	at Vikings												L	17-30
10/03	at 49ers												W	28-21
10/10	Saints												L	22-33
10/17	Chiefs												L	13-31
10/24	at Packers												L	10-24
10/31	at Broncos												L	10-17
11/14	Buccaneers												W	29-19
11/21	at Panthers												W	27-21
11/29	Seahawks												W	17-15
12/05	at Raiders												W	17-15
12/12	Cowboys												L	20-27
12/21	at Eagles												L	17-27
12/26	at Cowboys												L	14-56
01/02	Eagles												L	16-20
01/09	at Giants												W	22-7
<b>2021 TOTALS</b>		<b>0-0</b>	<b>0</b>	<b>0</b>	<b>0.0</b>	<b>0</b>	<b>0</b>	<b>0</b>	<b>0</b>	<b>0.0</b>	<b>0</b>	<b>0</b>	<b>7-10</b>	

## 2020 GAME-BY-GAME REGULAR-SEASON STATISTICS (PACKERS)

DATE	OPPONENT	P/S	RECEIVING					RUSHING					W/L	SCORE
			NO.	YDS.	AVG.	LG	TD	NO.	YDS.	AVG.	LG	TD		
09/13	at Vikings	P	0	0	0.0	0	0	0	0	0.0	0	0	W	43-34
09/20	Lions	P	0	0	0.0	0	0	0	0	0.0	0	0	W	42-21
09/27	at Saints	P	3	36	12.0	23	0	0	0	0.0	0	0	W	37-30
10/05	Falcons	P	0	0	0.0	0	0	0	0	0.0	0	0	W	30-16
10/18	at Buccaneers	P	0	0	0.0	0	0	0	0	0.0	0	0	L	10-38
10/25	at Texans	P	1	3	3.0	3t	1	0	0	0.0	0	0	W	35-20
11/01	Vikings	P	3	46	15.3	27	0	0	0	0.0	0	0	L	22-28
11/05	at 49ers	P	1	1	1.0	1	0	0	0	0.0	0	0	W	34-17
11/15	Jaguars	P	0	0	0.0	0	0	0	0	0.0	0	0	W	24-20
11/22	at Colts	P	3	23	7.7	12	0	0	0	0.0	0	0	L	31-34+
11/29	Bears	P	1	5	5.0	5	0	0	0	0.0	0	0	W	41-25
12/06	Eagles	P	0	0	0.0	0	0	0	0	0.0	0	0	W	30-16
12/13	at Lions												W	31-24
12/19	Panthers												W	24-16
12/27	Titans												W	40-14
01/03	at Bears												W	35-16
<b>2020 TOTALS</b>		<b>12-0</b>	<b>12</b>	<b>114</b>	<b>9.5</b>	<b>27</b>	<b>1</b>	<b>0</b>	<b>0</b>	<b>0.0</b>	<b>0</b>	<b>0</b>	<b>13-3</b>	

+ - Overtime

## 2019 GAME-BY-GAME REGULAR-SEASON STATISTICS (PACKERS)

DATE	OPPONENT	P/S	RECEIVING					RUSHING					W/L	SCORE
			NO.	YDS.	AVG.	LG	TD	NO.	YDS.	AVG.	LG	TD		
09/05	at Bears												W	10-3
09/15	Vikings												W	21-16
09/22	Broncos												W	27-16
09/26	Eagles												L	27-34
10/06	at Cowboys												W	34-24
10/14	Lions												W	23-22
10/20	Raiders												W	42-24
10/27	at Chiefs												W	31-24
11/03	at Chargers	P	0	0	0.0	0	0	0	0	0.0	0	0	L	11-26
11/10	Panthers	P	0	0	0.0	0	0	0	0	0.0	0	0	W	24-16
11/24	at 49ers												L	8-37
12/01	at Giants	P	0	0	0.0	0	0	0	0	0.0	0	0	W	31-13
12/08	Redskins	S	0	0	0.0	0	0	0	0	0.0	0	0	W	20-15
12/15	Bears	P	0	0	0.0	0	0	0	0	0.0	0	0	W	21-13
12/23	at Vikings												W	23-10
12/29	at Lions	P	0	0	0.0	0	0	0	0	0.0	0	0	W	23-20
<b>2019 TOTALS</b>		<b>6-1</b>	<b>0</b>	<b>0</b>	<b>0.0</b>	<b>0</b>	<b>0</b>	<b>0</b>	<b>0</b>	<b>0.0</b>	<b>0</b>	<b>0</b>	<b>13-3</b>	

## 2021 GAME-BY-GAME POSTSEASON STATISTICS (STEELERS)

DATE	OPPONENT	P/S	RECEIVING					RUSHING					W/L	SCORE
			NO.	YDS.	AVG.	LG	TD	NO.	YDS.	AVG.	LG	TD		
01/16	at Chiefs												L	21-42
<b>2021 TOTALS</b>		<b>0-0</b>	<b>0</b>	<b>0</b>	<b>0.0</b>	<b>0</b>	<b>0</b>	<b>0</b>	<b>0</b>	<b>0.0</b>	<b>0</b>	<b>0</b>	<b>0-1</b>	

## 2020 GAME-BY-GAME POSTSEASON STATISTICS (PACKERS)

DATE	OPPONENT	P/S	RECEIVING					RUSHING					W/L	SCORE
			NO.	YDS.	AVG.	LG	TD	NO.	YDS.	AVG.	LG	TD		
01/16	Rams												W	32-18
01/24	Buccaneers												L	26-31
<b>2020 TOTALS</b>		<b>0-0</b>	<b>0</b>	<b>0</b>	<b>0.0</b>	<b>0</b>	<b>0</b>	<b>0</b>	<b>0</b>	<b>0.0</b>	<b>0</b>	<b>0</b>	<b>1-1</b>	

## 2019 GAME-BY-GAME POSTSEASON STATISTICS (PACKERS)

DATE	OPPONENT	P/S	RECEIVING					RUSHING					W/L	SCORE
			NO.	YDS.	AVG.	LG	TD	NO.	YDS.	AVG.	LG	TD		
01/12	Seahawks	P	1	2	2.0	2	0	0	0	0.0	0	0	W	28-23
01/19	at 49ers	S	2	13	6.5	8t	1	0	0	0.0	0	0	L	20-37
<b>2019 TOTALS</b>		<b>2-1</b>	<b>3</b>	<b>15</b>	<b>5.0</b>	<b>8T</b>	<b>1</b>	<b>0</b>	<b>0</b>	<b>0.0</b>	<b>0</b>	<b>0</b>	<b>1-1</b>	



# 37 DONOVAN STINER

SAFETY

**HEIGHT:** 6-2

**WEIGHT:** 210

**COLLEGE:** Florida

**BORN:** February 11, 1999

**BIRTHPLACE:** Houston, TX

**HOW ACQUIRED:** UDFA 21

**NFL EXPERIENCE:** 1st year

## PRO CAREER

- ✦ Has yet to make NFL debut

## TRANSACTIONS

- ✦ Signed a reserve/future contract with Pittsburgh on Jan. 18, 2022
- ✦ Signed to the Steelers practice squad on Sept. 2, 2021
- ✦ Waived by Pittsburgh on Aug. 31, 2021
- ✦ Signed as an undrafted free agent with the Steelers on May 2, 2021

## COLLEGE

- ✦ Finished his career with 48 games played, recording 150 tackles and six interceptions at Florida (2017-20)
- ✦ Three-time SEC Academic Honor Roll nominee
- ✦ Appeared in 11 games throughout the season, including 10 starts at safety, as a senior in 2020
- ✦ Collected 62 tackles, two tackles for loss and one pass breakup
- ✦ Made a season-high nine tackles in Florida's 51-35 season-opening victory at Ole Miss
- ✦ Played in all 13 games and started in six at safety in 2019
- ✦ Recorded 30 total tackles (16 solo), 1.0 tackle for loss, four interceptions (33 yds.) and one pass breakup
- ✦ His four interceptions led UF's defensive squad and was tied for second in the SEC
- ✦ Two of his four interceptions came against Vanderbilt, setting a new career-high
- ✦ Played in all 13 games and started 12 at safety in 2012
- ✦ Totaled 49 tackles, two interceptions, one pass breakup, one tackle-for-loss and one sack
- ✦ Had a career-high five tackles and an interception in the Gators win over No. 5-ranked LSU
- ✦ Played in all 11 games as a reserve defensive back and a key member of Florida's special teams in 2017

## PERSONAL

- ✦ Compiled 156 total tackles (80 solo, 5.2 tackles per game), three sacks, two interceptions and two forced fumbles at Bellaire High School
- ✦ Recorded 56 tackles (three for loss), one sack, two interceptions, three fumble recoveries, two defensive touchdowns and two pass breakups as a senior
- ✦ Registered 60 tackles (four for loss), one sack, one forced fumble, one fumble recovery, one punt block, three pass breakups and five QB hurries as a junior
- ✦ Named to the Texas High School Coaches Association 2015-16 Academic All-State Team
- ✦ Named 2016 District 18-6A All-District First Team Defense

## DONOVAN STINER'S NFL REGULAR SEASON DEFENSIVE STATISTICS

DATE	TEAM	GP	GS	TACKLES							INTERCEPTIONS				O. FUMB				ST				MISC.			
				TK	S	A	TFL	YDS	SK	YDS	QBH	NO	YDS	LG	TD	PD	FF	FR	TD	YDS	TK	S	A	FF	FR	S
2021	Steelers	0	0	0	0	0	0	0	0.0	0.0	0	0	0	0	0	0	0	0	0	0	0	0	0	0	0	0
<b>NFL TOTALS</b>		0	0	0	0	0	0	0	0.0	0.0	0	0	0	0	0	0	0	0	0	0	0	0	0	0	0	0

## DONOVAN STINER'S NFL POSTSEASON DEFENSIVE STATISTICS

DATE	TEAM	GP	GS	TACKLES							INTERCEPTIONS				O. FUMB				ST				MISC.			
				TK	S	A	TFL	YDS	SK	YDS	QBH	NO	YDS	LG	TD	PD	FF	FR	TD	YDS	TK	S	A	FF	FR	S
2021	Steelers	0	0	0	0	0	0	0	0.0	0.0	0	0	0	0	0	0	0	0	0	0	0	0	0	0	0	0
<b>NFL TOTALS</b>		0	0	0	0	0	0	0	0.0	0.0	0	0	0	0	0	0	0	0	0	0	0	0	0	0	0	0

## 2021 GAME-BY-GAME REGULAR-SEASON STATISTICS (STEELERS)

DATE	OPPONENT	P/S	TACKLES							INTERCEPTIONS					O. FUMB				ST				MISC		W/L	SCORE		
			TK	S	A	SK	YDS	TFL	YDS	QBH	NO	YDS	LG	TD	PD	FF	FR	TD	YDS	TK	S	A	FF	FR			S	A
09/12	at Bills																										W	23-16
09/19	Raiders																										L	17-26
09/26	Bengals																										L	10-24
10/03	at Packers																										L	17-27
10/10	Broncos																										W	27-19
10/17	Seahawks																										W	23-20+
10/31	at Browns																										W	15-10
11/08	Bears																										W	29-27
11/14	Lions																										T	16-16
11/21	at Chargers																										L	37-41
11/28	at Bengals																										L	10-41
12/05	Ravens																										W	20-19
12/09	at Vikings																										L	28-36
12/19	Titans																										W	19-13
12/26	at Chiefs																										L	10-36
01/03	Browns																										W	26-14
01/09	at Ravens																										W	16-13+
<b>2021 TOTALS</b>			0	0	0	0	0	0	0	0	0	0	0	0	0	0	0	0	0	0	0	0	0	0	0	0	9-7-1	

+- Overtime

## 2021 GAME-BY-GAME POSTSEASON STATISTICS (STEELERS)

DATE	OPPONENT	P/S	TACKLES							INTERCEPTIONS					O. FUMB				ST				MISC		W/L	SCORE			
			TK	S	A	SK	YDS	TFL	YDS	QBH	NO	YDS	LG	TD	PD	FF	FR	TD	YDS	TK	S	A	FF	FR			S	A	
01/16	at Chiefs																											L	21-42
<b>2021 TOTALS</b>			0	0	0	0	0	0	0	0	0	0	0	0	0	0	0	0	0	0	0	0	0	0	0	0	0	0-1	





20

## CAMERON SUTTON

CORNERBACK

**HEIGHT:** 5-11

**WEIGHT:** 188

**COLLEGE:** Tennessee

**BORN:** February 27, 1995

**BIRTHPLACE:** Jonesboro, GA

**HOW ACQUIRED:** 03a '17

**NFL EXPERIENCE:** 6th year

### PRO CAREER

- ✦ Has played in 68 games (24 starts) over his five-year NFL career (all with Steelers)
- ✦ Has registered 121 tackles, (105 solo), 23 passes defended, five forced fumbles, five interceptions, seven tackles for loss, three quarterback hits, 2.0 sacks and one fumble recovery
- ✦ Made NFL debut in Week 13 of 2017 (at Cincinnati)
- ✦ Made NFL starting debut in Week 15 of 2017 (vs. New England)

#### 2021 (STEELERS)

- ✦ Saw action in 16 regular-season games (16 starts)
- ✦ Registered 52 tackles (44 solo), two interceptions, six passes defended, four tackles for loss and one forced fumble
- ✦ His 52 tackles, two interceptions and four tackles for loss are all career highs
- ✦ Was inactive in Week 5 vs. Denver due to a groin injury
- ✦ Recorded the first double-digit tackle game of his career in Week 11 at L.A. Chargers
- ✦ Recorded career highs in tackles (10) and solo tackles (seven) in Week 11 at L.A. Chargers
- ✦ Notched his first interception of the season in Week 11 at L.A. Chargers, which led to a Steelers touchdown
- ✦ Reached the 100 career tackles milestone in Week 12 at Cincinnati

#### 2020 (STEELERS)

- ✦ Saw action in all 16 regular-season games and started six
- ✦ Registered 29 tackles, eight passes defended, three forced fumbles, one fumble recovery, one tackle for loss and 1.0 sack
- ✦ Recorded a forced fumble in three straight games (Week 8 at BAL, Week 9 at DAL and Week 10 vs. CIN)
- ✦ His three-game streak with a forced fumble was tied for the ninth longest streak in the NFL since 2000
- ✦ Intercepted a pass from Cleveland QB Baker Mayfield in the second quarter, setting up a scoring drive for Pittsburgh, and added two solo tackles and a sack in Week 6
- ✦ Forced a Dallas fumble that was recovered by S Minkah Fitzpatrick in the second quarter and added four solo tackles in Week 9
- ✦ Forced a Cincinnati fumble that was recovered at the Pittsburgh 45-yard line and added four solo tackles and one tackle for loss in Week 10
- ✦ Recovered his first career fumble that led to a Steelers TD two plays later and recorded two solo tackles and three passes defended in Week 14 at Buffalo

#### 2019 (STEELERS)

- ✦ Saw action in all 16 regular-season games
- ✦ Registered 16 tackles on defense (13 solo), five passes defended, two tackles for loss, one interception and registered his first career sack
- ✦ Picked off Phillip Rivers with just over a minute left in the fourth quarter to end the game at L.A. Chargers in Week 6 and credited with three passes defended – a single game career high
- ✦ Registered the first sack of his career, taking down Baker Mayfield, on Cleveland's first drive of the fourth quarter in Week 13

#### 2018 (STEELERS)

- ✦ Saw action in 15 of 16 regular-season games, playing primarily on special teams
- ✦ Finished the season with 22 tackles on defense (20 solo), three passes defended and one interception
- ✦ Added three special teams tackles
- ✦ Picked off Cleveland QB Tyrod Taylor in Week 1 to mark the first interception of his NFL career

#### 2017 (STEELERS)

- ✦ Spent the first 12 weeks of the season on injured reserve (DFR) due to a hamstring injury
- ✦ Saw action in five regular-season games and one playoff game with one start in Week 15 vs. New England
- ✦ Finished the season with five tackles and one pass defended
- ✦ Made first start of his NFL career vs. New England in Week 15 and tallied three tackles (two solo)

### TRANSACTIONS

- ✦ Signed a two-year deal with Pittsburgh on Mar. 15, 2021
- ✦ Activated from the Steelers Reserve/Injured list on Nov. 21, 2017
- ✦ Placed on Pittsburgh Reserve/Injured list on Sept. 4, 2017
- ✦ Signed a four-year deal with the Steelers on June 13, 2017
- ✦ Drafted by Pittsburgh with the first of two third-round selections (94th overall) of the 2017 NFL Draft

### COLLEGE

- ✦ Started all 45 games played at Tennessee (2013-16)
- ✦ Totaled 127 tackles, 13 tackles for loss, seven interceptions, 30 pass breakups, three forced fumbles and three fumble recoveries
- ✦ His 30 pass breakups were a school record
- ✦ Added 657 punt return yards with three TD punt returns
- ✦ As a junior, led the nation in punt return average (18.7), and returned two punts for TDs, as he earned *Sporting News* First-Team All-America honors
- ✦ As a sophomore, named All-SEC Third Team by Phil Steele
- ✦ Earned Freshman All-SEC honors and was named Freshman All-American by Athlon Sports
- ✦ Graduated in 2016 with a degree in communication studies

## PERSONAL

- ◆ Attended Jonesboro High School (Jonesboro, Ga.)
- ◆ Played cornerback, wide receiver and served as the return specialist
- ◆ As a senior, totaled 1,396 all-purpose yards with 19 total TDs, as he was named All-State by the *Atlanta Journal-Constitution* in Class 4A
- ◆ Added first-team all-county and all-area honors as a sophomore, junior and senior
- ◆ Also played baseball and basketball for three years
- ◆ Son of Dalton and Nedra Sutton
- ◆ Full name: Cameron Amir Sutton

## CAMERON SUTTON'S NFL REGULAR SEASON DEFENSIVE STATISTICS

DATE	TEAM	GP	GS	TACKLES							INTERCEPTIONS					O. FUMB				ST			MISC			
				TK	S	A	TFL	YDS	SK	YDS	QBH	NO	YDS	LG	TD	PD	FF	FR	TD	YDS	TK	S	A	FF	FR	S
2017	Steelers	5	1	5	4	1	0	0	0.0	0.0	0	0	0	0	1	0	0	0	0	0	0	0	0	0	0	0
2018	Steelers	15	1	19	18	1	0	0	0.0	0.0	2	1	0	0	3	0	0	0	3	2	1	1	0	0	0	
2019	Steelers	16	0	16	13	3	2	2	1.0	1.0	1	1	26	26	0	5	0	0	0	0	0	0	0	0	0	
2020	Steelers	16	6	29	26	3	1	4	1.0	0.0	0	1	0	0	8	3	1	0	1	1	0	0	0	0	0	
2021	Steelers	16	16	52	44	8	4	13	0.0	0.0	0	2	4	4	0	6	1	0	0	0	0	0	0	0	0	
NFL TOTALS		68	24	121	105	16	7	19	2.0	1.0	3	5	30	26	0	23	4	1	0	0	4	3	1	1	0	0

## CAMERON SUTTON'S NFL POSTSEASON DEFENSIVE STATISTICS

DATE	TEAM	GP	GS	TACKLES							INTERCEPTIONS					O. FUMB				ST			MISC		
				TK	S	A	TFL	YDS	SK	YDS	QBH	NO	YDS	LG	TD	PD	FF	FR	TD	YDS	TK	S	A	FF	FR
2017	Steelers	1	0	0	0	0	0	0	0.0	0.0	0	0	0	0	0	0	0	0	0	0	0	0	0	0	0
2020	Steelers	1	1	2	2	0	0	0	0.0	0.0	0	0	0	0	1	0	0	0	0	0	0	0	0	0	0
2021	Steelers	1	1	5	5	0	1	4	0.0	0.0	0	0	0	0	0	0	0	0	0	0	0	0	0	0	0
NFL TOTALS		3	2	7	7	0	1	4	0.0	0.0	0	0	0	0	1	0	0	0	0	0	0	0	0	0	0

## SINGLE-GAME HIGHS: DEFENSIVE

<b>Total Tackles</b> 10 at Los Angeles Chargers, Nov 21, 2021 5 at Baltimore Ravens, Jan 09, 2022 ...2 more at 5.	<b>Tackles For Loss</b> 2 at Buffalo Bills, Sep 12, 2021 1 at Los Angeles Chargers, Nov 21, 2021 ...4 more at 1.
<b>Solo Tackles</b> 7 at Los Angeles Chargers, Nov 21, 2021 5 at Baltimore Ravens, Jan 09, 2022 ...2 more at 5.	<b>Interceptions</b> 1 at Baltimore Ravens, Jan 09, 2022 1 at Los Angeles Chargers, Nov 21, 2021 ...3 more at 1.
<b>Sacks</b> 1.0 vs. Cleveland Browns, Oct 18, 2020 1.0 vs. Cleveland Browns, Dec 01, 2019	<b>Interception Return Yards</b> 26 at Los Angeles Chargers, Oct 13, 2019 4 at Los Angeles Chargers, Nov 21, 2021
<b>Passes Defensed</b> 3 at Los Angeles Chargers, Oct 13, 2019 2 at Buffalo Bills, Sep 12, 2021 ...3 more at 2.	<b>Special Teams Tackles</b> 1 at Dallas Cowboys, Nov 08, 2020 1 vs. Cincinnati Bengals, Dec 30, 2018 ...3 more at 1.
<b>Forced Fumbles</b> 1 vs. Tennessee Titans, Dec 19, 2021 1 vs. Cincinnati Bengals, Nov 15, 2020 ...2 more at 1.	<b>Special Teams Forced Fumbles</b> 1 vs. Kansas City Chiefs, Sep 16, 2018
<b>Fumble Recoveries</b> 1 at Buffalo Bills, Dec 13, 2020	

## SINGLE-GAME HIGHS - POSTSEASON: DEFENSIVE

<b>Total Tackles</b> 5 at Kansas City Chiefs, Jan 16, 2022 2 vs. Cleveland Browns, Jan 10, 2021	<b>Passes Defensed</b> 1 vs. Cleveland Browns, Jan 10, 2021
<b>Solo Tackles</b> 5 at Kansas City Chiefs, Jan 16, 2022 2 vs. Cleveland Browns, Jan 10, 2021	<b>Tackles For Loss</b> 1 at Kansas City Chiefs, Jan 16, 2022

## 2021 GAME-BY-GAME REGULAR-SEASON STATISTICS (STEELERS)

DATE	OPPONENT	P/S	TACKLES							INTERCEPTIONS					O. FUMB				ST			MISC		W/L	SCORE				
			TK	S	A	SK	YDS	TFL	YDS	QBH	NO	YDS	LG	TD	PD	FF	FR	TD	YDS	TK	S	A	FF			FR	S	A	
09/12	at Bills	S	5	5	0	0	0.0	0.0	2	9	0	0	0	0	0	0	0	0	0	0	0	0	0	0	0	W	23-16		
09/19	Raiders	S	3	2	1	0.0	0.0	0	0	0	0	0	0	0	0	0	0	0	0	0	0	0	0	0	0	L	17-26		
09/26	Bengals	S	2	2	0	0.0	0.0	0	0	0	0	0	0	0	0	0	0	0	0	0	0	0	0	0	0	L	10-24		
10/03	at Packers	S	1	1	0	0.0	0.0	0	0	0	0	0	0	1	0	0	0	0	0	0	0	0	0	0	0	L	17-27		
10/10	Broncos		ON INACTIVE LIST																									W	27-19
10/17	Seahawks	S	3	2	1	0.0	0.0	0	0	0	0	0	0	0	0	0	0	0	0	0	0	0	0	0	0	W	23-20+		
10/31	at Browns	S	3	3	0	0.0	0.0	1	2	0	0	0	0	0	0	0	0	0	0	0	0	0	0	0	0	W	15-10		
11/08	Bears	S	3	3	0	0.0	0.0	0	0	0	0	0	0	0	0	0	0	0	0	0	0	0	0	0	0	W	29-27		
11/14	Lions	S	0	0	0	0.0	0.0	0	0	0	0	0	0	0	0	0	0	0	0	0	0	0	0	0	0	T	16-16		
11/21	at Chargers	S	10	7	3	0.0	0.0	1	2	0	1	4	4	0	1	0	0	0	0	0	0	0	0	0	0	L	37-41		
11/28	at Bengals	S	4	3	1	0.0	0.0	0	0	0	0	0	0	0	0	0	0	0	0	0	0	0	0	0	0	L	10-41		
12/05	Ravens	S	4	4	0	0.0	0.0	0	0	0	0	0	0	0	0	0	0	0	0	0	0	0	0	0	0	W	20-19		
12/09	at Vikings	S	4	4	0	0.0	0.0	0	0	0	0	0	0	0	1	0	0	0	0	0	0	0	0	0	0	L	28-36		
12/19	Titans	S	3	2	1	0.0	0.0	0	0	0	0	0	0	0	1	0	0	0	0	0	0	0	0	0	0	W	19-13		
12/26	at Chiefs	S	0	0	0	0.0	0.0	0	0	0	0	0	0	0	0	0	0	0	0	0	0	0	0	0	0	L	10-36		
01/03	Browns	S	2	1	1	0.0	0.0	0	0	0	0	0	0	0	0	0	0	0	0	0	0	0	0	0	0	W	26-14		
01/09	at Ravens	S	5	5	0	0.0	0.0	0	0	0	1	0	0	1	0	0	0	0	0	0	0	0	0	0	0	W	16-13+		
2021 TOTALS		16-16	52	44	8	0.0	0.0	4	13	0	2	4	4	0	6	1	0	0	0	0	0	0	0	0	0	9-7-1			

+ - Overtime

## 2021 GAME-BY-GAME POSTSEASON STATISTICS (STEELERS)

DATE	OPPONENT	P/S	TACKLES						INTERCEPTIONS				O. FUMB			ST				MISC		SCORE						
			TK	S	A	SK	YDS	TFL	YDS	QBH	NO	YDS	LG	TD	PD	FF	FR	TD	YDS	TK	S		A	FF	FR	S	A	W/L
01/16	at Chiefs	S	5	5	0	0.0	0.0	1	4	0	0	0	0	0	0	0	0	0	0	0	0	0	0	0	0	0	0	21-42
<b>2021 TOTALS</b>		<b>1-1</b>	<b>5</b>	<b>5</b>	<b>0</b>	<b>0.0</b>	<b>0.0</b>	<b>1</b>	<b>4</b>	<b>0</b>	<b>0</b>	<b>0</b>	<b>0</b>	<b>0</b>	<b>0</b>	<b>0</b>	<b>0</b>	<b>0</b>	<b>0</b>	<b>0</b>	<b>0</b>	<b>0</b>	<b>0</b>	<b>0</b>	<b>0</b>	<b>0</b>	<b>0-1</b>	

## 2020 GAME-BY-GAME POSTSEASON STATISTICS (STEELERS)

DATE	OPPONENT	P/S	TACKLES						INTERCEPTIONS				O. FUMB			ST				MISC		SCORE					
			TK	S	A	SK	YDS	TFL	YDS	QBH	NO	YDS	LG	TD	PD	FF	FR	TD	YDS	TK	S		A	FF	FR	S	A
01/10	Browns	S	2	2	0	0.0	0.0	0	0	0	0	0	0	1	0	0	0	0	0	0	0	0	0	0	0	0	37-48
<b>2020 TOTALS</b>		<b>1-1</b>	<b>2</b>	<b>2</b>	<b>0</b>	<b>0.0</b>	<b>0.0</b>	<b>0</b>	<b>0</b>	<b>0</b>	<b>0</b>	<b>0</b>	<b>0</b>	<b>1</b>	<b>0</b>	<b>0</b>	<b>0</b>	<b>0</b>	<b>0</b>	<b>0</b>	<b>0</b>	<b>0</b>	<b>0</b>	<b>0</b>	<b>0</b>	<b>0</b>	<b>0-1</b>

## 2017 GAME-BY-GAME POSTSEASON STATISTICS (STEELERS)

DATE	OPPONENT	P/S	TACKLES						INTERCEPTIONS				O. FUMB			ST				MISC		SCORE					
			TK	S	A	SK	YDS	TFL	YDS	QBH	NO	YDS	LG	TD	PD	FF	FR	TD	YDS	TK	S		A	FF	FR	S	A
01/14	Jaguars	P	0	0	0	0.0	0.0	0	0	0	0	0	0	0	0	0	0	0	0	0	0	0	0	0	0	0	42-45
<b>2017 TOTALS</b>		<b>1-0</b>	<b>0</b>	<b>0</b>	<b>0</b>	<b>0.0</b>	<b>0.0</b>	<b>0</b>	<b>0</b>	<b>0</b>	<b>0</b>	<b>0</b>	<b>0</b>	<b>0</b>	<b>0</b>	<b>0</b>	<b>0</b>	<b>0</b>	<b>0</b>	<b>0</b>	<b>0</b>	<b>0</b>	<b>0</b>	<b>0</b>	<b>0</b>	<b>0</b>	<b>0-1</b>



## 33 MASTER TEAGUE III

RUNNING BACK

**HEIGHT:** 5-11

**WEIGHT:** 225

**COLLEGE:** Ohio State

**BORN:** May 19, 2000

**BIRTHPLACE:** Murfreesboro, TN

**HOW ACQUIRED:** FA '22

**NFL EXPERIENCE:** R

### PRO CAREER

- ✦ Has yet to make NFL debut

### TRANSACTIONS


- ✦ Signed with Pittsburgh on Aug. 3, 2022
- ✦ Waived by Chicago on May 9, 2022
- ✦ Signed as an undrafted free agent with the Bears on May 5, 2022

### COLLEGE

- ✦ Played in 31 games for Ohio State (2018-21) and started six times, all during the 2020 season
- ✦ Elected to forego his senior season of competition in order to make himself available for the 2022 NFL Draft
- ✦ Graduated in August 2021 with his degree in communications and was enrolled in an architecture master's program for the 2021-22 academic calendar
- ✦ Part of three consecutive Big Ten championship teams and two Ohio State teams that advanced to the College Football Playoffs, including the title game in 2021
- ✦ Rushed for 1,764 career yards with 17 TDs and a 5.5 yards per carry average
- ✦ Caught 11 passes for 118 yards
- ✦ Rushed for 363 yards and four TDs in 2021 after starting six of the seven games that he played in during the Covid-wrecked 2020 campaign and was second on the team with 514 yards on 104 carries
- ✦ His eight rushing TDs in 2020 were the most on the team and third-most in the Big Ten – with two TDs vs. Nebraska, Indiana and in the CFP national championship game vs. Alabama
- ✦ Rushed for a career-high 169 yards and 26 carries in a 42-35 win over No. 9 Indiana in 2020
- ✦ Finished as the Big Ten's seventh-leading rusher as a redshirt freshman in 2019 while playing behind All-American J.K. Dobbins
- ✦ Carried the ball 135 times over 13 games in 2019 for 789 yards and four TDs on his way to earning third team All-Big Ten honors
- ✦ Had two 100-yard games in 2019 – vs. Indiana (10-106-1 TD) and Maryland (18-111)
- ✦ His 73-yard TD run at Northwestern was Ohio State's longest run from scrimmage in 2019
- ✦ Three of his four TD runs were of 40 yards or more
- ✦ Averaged 5.8 yards per carry, fifth highest in the Big Ten
- ✦ Had two TDs at Nebraska in 2019
- ✦ Carried the ball 17 times in four games as a true freshman in 2018 before earning a redshirt

### PERSONAL

- ✦ Was a four-star prospect by 247Sports and Rivals and also listed on the Rivals 250
- ✦ Rated as high as No. 8 at running back by Rivals and No. 11 by 247Sports
- ✦ Carried the ball 242 times for 2,031 yards and 25 touchdowns as a junior for head coach David Watson
- ✦ Had his senior season cut short due to an ankle injury
- ✦ Prior to that, rushed for 186 yards on 18 carries while adding two receptions for 58 yards and a 97-yard kickoff return TD in the season opener
- ✦ Led Blackman to the Class 6A quarterfinals as a junior
- ✦ Parents are Emily and Corey Teague



10

1984-2020  
**MITCH TRUBISKY**  
QUARTERBACK

**HEIGHT:** 6-2  
**WEIGHT:** 220  
**COLLEGE:** North Carolina  
**BORN:** August 20, 1984

**BIRTHPLACE:** Mentor, OH  
**HOW ACQUIRED:** UFA '22

### PRO CAREER

- ✦ 2018 Pro Bowl selection
- ✦ NFC Offensive Player of the Week (Week 10 of 2018)
- ✦ 2020 PFWA Media Good Guy award
- ✦ Career Regular-Season Record as a Starter: 29-21 (.580); 6-3 (.667) in '20; 8-7 (.533) in '19; 11-3 (.786) in '18; 4-8 (.333) in '17
- ✦ His .580 career winning percentage is the sixth-highest by an active QB in the League with a minimum of 50 starts
- ✦ Played in 57 games (51 starts) over his five-year NFL career
- ✦ Completed 1,016-of-1,585 passes (64.1 percent) for 10,652 yards and 64 TDs in his career
- ✦ Rushed for 1,081 yards on 203 carries (5.3 yds/rush) and nine TDs
- ✦ Completed 1,010-of-1,577 passes (64.0%) for 10,609 yards and 64 TDs for the Bears
- ✦ Registered a 87.2 QB rating and also rushed for 1,057 yards and eight TDs on 190 carries
- ✦ Completed 45-of-72 pass attempts for 502 yards, two touchdowns and a passer rating of 92.5 in two career postseason games
- ✦ Completed 289-of-434 passes (66.6%) for 3,223 yards and 24 TDs in 2018 when he became the first Bears quarterback selected to the Pro Bowl since Jim McMahon in 1986
- ✦ Threw for a career-best six TD passes vs. Tampa Bay on Sept. 30, 2018 (completed 19-of-26 passes for 354 yards and a 154.6 passer rating)
- ✦ Fastest Chicago quarterback to eclipse 10,000 career passing yards
- ✦ Set Bears rookie records for completions (196) and yards (2,193) in 2017
- ✦ Made NFL debut in Week 5 of 2017 (vs. Minnesota)
- ✦ Made NFL starting debut in Week 5 of 2017 (vs. Minnesota)

#### 2021 (BILLS)

- ✦ Played in six games (no starts)
- ✦ Completed six-of-eight passes for 43 yards
- ✦ Rushed for 24 yards on 13 carries, including a 22-yard rush vs. Washington in Week 3

#### 2020 (BEARS)

- ✦ Played in 10 games with nine starts, going 6-3; threw for 2,055 yards, 16 TDs and 8 INTs; also had 33 rushes for 195 yards and a score
- ✦ Completed 67.0 percent of his passes during the regular season, tying a Bears single-season record (Brian Hoyer, 2016)
- ✦ Completed 20-of-36 passes for 242 yards and three TDs in the Week 1 win at Detroit; threw all three TDs in the fourth quarter with a 143.3 rating in the final quarter; also rushed three times for 26 yards, including a long run of 20 yards
- ✦ Trubisky's three TD passes in the fourth quarter marked the first time since Jay Cutler in 2014 in which a Bears player tossed for three scores in a fourth quarter, and marked only the third time in the past 30 years by a Bears QB; also became just the second QB in the past 25 years to throw three TD passes in the fourth quarter of Week 1 (Aaron Rodgers)
- ✦ Totaled 290 yards of offense in the Week 14 win over Houston; completed 24-of-33 passes for 267 yards and three TDs and zero interceptions for a 126.7 passer rating; also rushed four times for 23 yards
- ✦ Passed for 242 yards, three TDs and two INTs in Week 12 at Green Bay
- ✦ Completed 33 passes, the second-most of his career, on 42 attempts for 252 yards in Week 17 vs. the Packers; completed a season-long 53-yard pass to Darnell Mooney
- ✦ Accounted for three TDs in the 41-17 win over Jacksonville in Week 16; threw for 265 yards and two TDs on 24-of-35 passing (also rushed for a TD)

#### 2019 (BEARS)

- ✦ Started 15 games, going 8-7; missed the game vs. Oakland in London due to a shoulder injury
- ✦ Finished the season with 3,138 passing yards, marking back-to-back 3,000-yard seasons and becoming just the second Bear to accomplish the feat (Jay Cutler, 2x, 2009-10 and 2014-15)
- ✦ Had his best game in the Week 14 win vs. the Cowboys, completing 23-of-31 passes for 244 yards with three passing TDs and one more on the ground to become the first QB in NFL history to complete 70.0+ percent of his passes on 30+ attempts, throw 3+ TD passes, rush for 50+ yards and have a rushing TD in the same game
- ✦ Finished the Cowboys game with a 115.5 passer rating (Bears are 9-1 since the start of last season and 11-2 in his career when he posts a passer rating of 100.0 or higher)
- ✦ Accounted for 13 TDs from Weeks 10-14, 11 passing and two rushing
- ✦ On Thanksgiving in Detroit, completed 29-of-38 passes for a season-high 338 yards with three TDs; marched the offense on a season-long 90-yard scoring drive late in the fourth quarter and connected with David Montgomery on a three-yard TD pass to give the Bears a 24-20 lead
- ✦ Completed 16-of-23 passes for 173 yards and three TDs in the Week 10 win over the Lions with a passer rating of 131.0
- ✦ Finished 25-of-31 passing for 231 yards, 3 TDs and 1 INT in the MNF win at Washington in Week 3; completed 20 passes in the first half at Washington as the Bears raced out to a 28-3 halftime lead
- ✦ Completed a career-high 34 passes in Week 7 vs. New Orleans, tied for the second most in franchise history; also posted a career-high 54 attempts in that game, which tied for third most all time

## 2018 (BEARS)

- Named to the Pro Bowl, the first Bears quarterback to play in the Pro Bowl since Jim McMahon after the 1985 season
- Started 14 games (11-3 record as starter), completing 289-of-434 (66.6 pct.) passes for 3,223 yards, 24 TDs and 12 INTs
- Added 421 rushing yards on 68 attempts (6.1 avg) and three TDs; also converted five two-point conversions (one rushing, four passing)
- Rushed for 81 yards on six attempts in Week 7 vs. New England, the eighth-highest by a Bears QB since 1960
- Recorded four 300-yard passing games in 14 regular season contests, tied for the most by a Bears QB in a single season
- Threw for 354 yards and set a career-high in passing TDs (6) and total offense (407) vs. Tampa Bay in Week 4; his six passing TDs ranks second all-time in Bears history and is one off the NFL record
- Threw five TDs to five different receivers in the first half vs. TB, becoming just the second player in league history to do so
- Threw for 13 TDs during Weeks 4-8, the most over a four-game span by a Bears QB since Sid Luckman in 1947
- Threw for a career-high 355 yards in a Week 10 win vs. Detroit; completed 23-of-30 passes with three TDs and a 148.6 rating
- Recorded a 120.4 passer rating at home vs. Green Bay, the highest QBR by a Bear against the Packers since 2000
- Completed 94.1 percent (16-of-17) of his passes in the second half at San Francisco, the highest second-half completion percentage in the NFL in 2018; also marked the second highest by a Bears quarterback dating back to 1960
- Completed 26-of-43 passes for 303 yards and one touchdown in Wild Card playoff game vs. Philadelphia (1/6/19); 303 yards and 26 completions are both the most in Bears postseason history

## 2017 (BEARS)

- Active, but did not play in first four games
- Made first career start on MNF (10/9) vs. Minnesota, becoming the first Bears rookie to start at QB since Kyle Orton in 2005
- Completed 196-of-330 passes for 2,193 yards, seven touchdowns and seven interceptions
- Carried the ball 41 times for 248 yards (6.0 avg) and 2 touchdowns
- Became the first Bears rookie QB to win their first road start since Craig Krenzel in 2004 (vs. BAL 10/15); also became the second rookie quarterback to win a game in Baltimore since the franchise moved from Cleveland to Baltimore in 1996
- Completed 31 of 46 passes for 314 yards in Week 15 at Detroit – all Bears rookie records
- Became the first Bears rookie QB to pass for 300+ yards in a game since Cade McNown threw for 301 yards in 1999 vs. Detroit
- Set Bears franchise rookie records for completions (196) and passing yards (2,193), finished second in attempts (330) and tied for third in touchdown passes (7)

## TRANSACTIONS

- Signed a two-year contract with Pittsburgh on March 14, 2022
- Signed a one-year contract with Buffalo on March 18, 2021
- Chicago declined a fifth-year option for 2021
- Signed a four-year contract with the Bears on July 19, 2017
- Drafted by Chicago in the first round (second overall) of the 2017 NFL Draft

## COLLEGE

- Played in 34 games (13 starts) for North Carolina, completing 386-of-572 passes (67.5 pct.) for 4,762 yards, 41 TDs and 10 interceptions in three seasons of action; added 439 rushing yards and eight TDs
- Finished his UNC career fifth in passing TDs (41), sixth in passing yards (4,762) and seventh in total offense (5,201)
- As a junior in 2016 he started all 13 games in his first season as a starter for the Tar Heels
- Set UNC single-season records for passing yards (3,748), passing TDs (30) and total offense (4,056) while completing 304-of-477 (68.0) passes on the year
- Set the multi-game school record with 30 consecutive completions over two games (last 18 vs. JMU; first 12 vs. Pitt); also set the school record for most passing yards in consecutive games with 885 (432 vs. JMU; 453 vs. Pitt)
- Had seven games with 3+ passing TDs in 2016 and added 308 rushing yards on 93 attempts (3.3 avg) and five touchdowns
- Set career highs with 453 yards and five TDs with zero interceptions on 35-of-46 passing vs. Pitt
- Completed 31-of-38 passes for 405 yards and three TDs in the 37-35 win at No. 12 Florida State
- Completed 33-of-46 passes for 299 yards and two TDs in the win at No. 16 Miami (Fla.)
- Threw for 280 yards and two TDs on 23-of-39 passing vs. Stanford in the Sun Bowl

## PERSONAL

- Attended Mentor High School (Mentor, Ohio)
- Named 2016 Mr. Football in the state of Ohio by the Associated Press and honorable-mention Parade All-America
- Most prolific passer in the Greater Cleveland area, becoming the first to pass for more than 9,000 career yards and more than 4,000 yards as a senior
- Rated the No. 1 dual-threat quarterback by 247sports.com and the No. 3 player in Ohio
- Passed for 4,063 yards and 42 TDs as a senior, including 1,593 in four playoff games; ranked among the top 10 passers in Ohio High School history with 9,126 yards and 92 TDs
- Rushed for 1,559 career yards and 33 TDs, averaging 4.1 per carry
- Also served as Mentor's punter in 2012, posted a 40.8 average
- Full name: Mitchell David Trubisky

## COMMUNITY

- Pledged \$10,000 to Allen Robinson's Within Reach Foundation
- Serves on the Pittsburgh Steelers Social Justice Committee

## MITCH TRUBISKY'S NFL REGULAR SEASON PASSING STATISTICS

DATE	TEAM	GP	GS	ATT.	CMP.	PCT.	YDS	AVG.	TD	INT.	LG	SK	LST	RATE
2017	Bears	12	12	330	196	59.4	2,193	6.6	7	7	70	31	196	77.5
2018	Bears	14	14	434	289	66.6	3,223	7.4	24	12	70†	24	143	95.4
2019	Bears	15	15	516	326	63.2	3,138	6.1	17	10	53	38	234	83.0
2020	Bears	10	9	297	199	67.0	2,055	6.9	16	8	53	18	125	93.5
2021	Bills	6	0	8	6	75.0	43	5.4	0	1	15	0	0	47.4
<b>TOTALS</b>		<b>57</b>	<b>50</b>	<b>1,585</b>	<b>1,016</b>	<b>64.1</b>	<b>10,652</b>	<b>6.7</b>	<b>64</b>	<b>38</b>	<b>70†</b>	<b>111</b>	<b>698</b>	<b>87.0</b>

## MITCH TRUBISKY'S NFL POSTSEASON PASSING STATISTICS

DATE	TEAM	GP	GS	ATT.	CMP.	PCT.	YDS	AVG.	TD	INT.	LG	SK	LST	RATE
2018	Bears	1	1	43	26	60.5	303	7.0	1	0	45	2	12	89.6
2020	Bears	1	1	29	19	65.5	199	6.9	1	0	28	1	8	96.8
2021	Bills	1	0	0	0	0.0	0	0.0	0	0	0	0	0	0.0
<b>TOTALS</b>		<b>3</b>	<b>2</b>	<b>72</b>	<b>45</b>	<b>62.5</b>	<b>502</b>	<b>7.0</b>	<b>2</b>	<b>0</b>	<b>45</b>	<b>3</b>	<b>20</b>	<b>92.5</b>

## MITCH TRUBISKY'S NFL REGULAR SEASON RUSHING STATISTICS

DATE	TEAM	NO.	YDS.	AVG.	LG	TD
2017	Bears	41	248	6.0	46	2
2018	Bears	68	421	6.2	39	3
2019	Bears	48	193	4.0	23t	2
2020	Bears	33	195	5.9	45	1
2021	Bills	13	24	1.8	22	1
<b>TOTALS</b>		<b>203</b>	<b>1,081</b>	<b>5.3</b>	<b>46</b>	<b>9</b>

## MITCH TRUBISKY'S NFL POSTSEASON RUSHING STATISTICS

DATE	TEAM	NO.	YDS.	AVG.	LG	TD
2018	Bears	3	9	3.0	6	0
2020	Bears	3	10	3.3	7	0
2021	Bills	3	-2	-0.7	0	0
<b>TOTALS</b>		<b>9</b>	<b>17</b>	<b>1.9</b>	<b>7</b>	<b>0</b>

## MITCH TRUBISKY'S NFL REGULAR SEASON PASSING/RUSHING STATISTICS

DATE	TEAM	GP	GS	PASSING											RUSHING				
				ATT.	CMP.	PCT.	YDS	AVG.	TD	INT.	LG	SK	LST	RATE	NO.	YDS.	AVG.	LG	TD
2017	Bears	12	12	330	196	59.4	2,193	6.6	7	7	70	31	196	77.5	41	248	6.0	46	2
2018	Bears	14	14	434	289	66.6	3,223	7.4	24	12	70t	24	143	95.4	68	421	6.2	39	3
2019	Bears	15	15	516	326	63.2	3,138	6.1	17	10	53	38	234	83.0	48	193	4.0	23t	2
2020	Bears	10	9	297	199	67.0	2,055	6.9	16	8	53	18	125	93.5	33	195	5.9	45	1
2021	Bills	6	0	8	6	75.0	43	5.4	0	1	15	0	0	47.4	13	24	1.8	22	1
<b>TOTALS</b>		<b>57</b>	<b>50</b>	<b>1,585</b>	<b>1,016</b>	<b>64.1</b>	<b>10,652</b>	<b>6.7</b>	<b>64</b>	<b>38</b>	<b>70T</b>	<b>111</b>	<b>698</b>	<b>87.0</b>	<b>203</b>	<b>1,081</b>	<b>5.3</b>	<b>46</b>	<b>9</b>

## MITCH TRUBISKY'S NFL POSTSEASON PASSING/RUSHING STATISTICS

DATE	TEAM	GP	GS	PASSING											RUSHING				
				ATT.	CMP.	PCT.	YDS	AVG.	TD	INT.	LG	SK	LST	RATE	NO.	YDS.	AVG.	LG	TD
2018	Bears	1	1	43	26	60.5	303	7.0	1	0	45	2	12	89.6	3	9	3.0	6	0
2020	Bears	1	1	29	19	65.5	199	6.9	1	0	28	1	8	96.8	3	10	3.3	7	0
2021	Bills	1	0	0	0	0.0	0	0.0	0	0	0	0	0	0.0	3	-2	-0.7	0	0
<b>TOTALS</b>		<b>3</b>	<b>2</b>	<b>72</b>	<b>45</b>	<b>62.5</b>	<b>502</b>	<b>7.0</b>	<b>2</b>	<b>0</b>	<b>45</b>	<b>3</b>	<b>20</b>	<b>92.5</b>	<b>9</b>	<b>17</b>	<b>1.9</b>	<b>7</b>	<b>0</b>

## SINGLE-GAME HIGHS: QUARTERBACK

Pass Attempts	54 vs. New Orleans Saints, Oct 20, 2019 53 at Green Bay Packers, Dec 15, 2019	Passer Rating	154.6 vs. Tampa Bay Buccaneers, Sep 30, 2018 148.6 vs. Detroit Lions, Nov 11, 2018
Pass Completions	34 vs. New Orleans Saints, Oct 20, 2019 33 vs. Green Bay Packers, Jan 03, 2021	Rush Attempts	10 vs. Dallas Cowboys, Dec 05, 2019 10 vs. Minnesota Vikings, Nov 18, 2018
Yards Passing	355 vs. Detroit Lions, Nov 11, 2018 354 vs. Tampa Bay Buccaneers, Sep 30, 2018	Rushing Yards	81 vs. New England Patriots, Oct 21, 2018 63 vs. Dallas Cowboys, Dec 05, 2019
TD Passes	6 vs. Tampa Bay Buccaneers, Sep 30, 2018 3 vs. Houston Texans, Dec 13, 2020 ...8 more at 3.	Rushing Average	6.3 vs. Dallas Cowboys, Dec 05, 2019 6.3 vs. Cleveland Browns, Dec 24, 2017
Long Passes	70t vs. New York Jets, Oct 28, 2018 70 vs. Carolina Panthers, Oct 22, 2017	Longest Runs	46 at New Orleans Saints, Oct 29, 2017 45 at Atlanta Falcons, Sep 27, 2020
Completion Percentage	86.2 at San Francisco 49ers, Dec 23, 2018 80.6 at Washington Redskins, Sep 23, 2019	Rushing TDs	1 vs. Houston Texans, Oct 03, 2021 1 at Jacksonville Jaguars, Dec 27, 2020 ...7 more at 1.

## SINGLE-GAME HIGHS - POSTSEASON: QUARTERBACK

Pass Attempts	43 vs. Philadelphia Eagles, Jan 06, 2019 29 at New Orleans Saints, Jan 10, 2021	Completion Percentage	60.5 at New Orleans Saints, Jan 06, 2019 96.8 at New Orleans Saints, Jan 10, 2021
Pass Completions	26 vs. Philadelphia Eagles, Jan 06, 2019 19 at New Orleans Saints, Jan 10, 2021	Passer Rating	89.6 vs. Philadelphia Eagles, Jan 06, 2019
Yards Passing	303 vs. Philadelphia Eagles, Jan 06, 2019 199 at New Orleans Saints, Jan 10, 2021	Rush Attempts	3 vs. New England Patriots, Jan 15, 2022 3 at New Orleans Saints, Jan 10, 2021
TD Passes	1 at New Orleans Saints, Jan 10, 2021 1 vs. Philadelphia Eagles, Jan 06, 2019	Rushing Yards	3 vs. Philadelphia Eagles, Jan 06, 2019 10 at New Orleans Saints, Jan 10, 2021
Long Passes	45 vs. Philadelphia Eagles, Jan 06, 2019 34 vs. Philadelphia Eagles, Jan 06, 2019 31 vs. Philadelphia Eagles, Jan 06, 2019 28 at New Orleans Saints, Jan 10, 2021 27 vs. Philadelphia Eagles, Jan 06, 2019	Longest Runs	9 vs. Philadelphia Eagles, Jan 06, 2019 7 at New Orleans Saints, Jan 10, 2021 6 vs. Philadelphia Eagles, Jan 06, 2019 4 vs. Philadelphia Eagles, Jan 06, 2019 2 at New Orleans Saints, Jan 10, 2021 1 at New Orleans Saints, Jan 10, 2021

## 300-YARD PASSING GAMES (7): REGULAR SEASON

DATE	TEAM	NO.	YDS.	AVG.	LG	TD
12/16/17	at Lions	31	314	10.1	22	1
09/30/18	BUCCANEERS	19	354	18.6	47	6
10/14/18	at Dolphins	22	316	14.4	54	3
10/21/18	PATRIOTS	26	333	12.8	54	2
11/11/18	LIONS	23	355	15.4	55	3
11/28/19	at Lions	29	338	11.7	35	3
12/15/19	at Packers	29	334	11.5	34	1

## 300-YARD PASSING GAMES (1): POSTSEASON

DATE	TEAM	NO.	YDS.	AVG.	LG	TD
01/06/19	EAGLES	26	303	11.7	45	1

## 2021 GAME-BY-GAME REGULAR-SEASON STATISTICS (BILLS)

DATE	OPPONENT	P/S	PASSING													RUSHING				W/L	SCORE
			ATT	CMP	YDS	PCT	Y/A	Y/C	TD	INT	LG	SK/YD	RATE	ATT	YDS	LG	TD				
09/12	Steelers		DID NOT PLAY (NON-INJURY)																	L	16-23
09/19	at Dolphins	P	0	0	0	0.0	0.0	0.0	0	0	0	0	0/0	0.0	2	-2	-1	0	W	35-0	
09/26	Football Team	P	1	1	1	100.0	1.0	1.0	0	0	1	0/0	79.2	4	19	22	0	W	43-21		
10/03	Texans	P	1	1	8	100.0	8.0	8.0	0	0	8	0/0	100.0	4	10	8	1	W	40-0		
10/10	at Chiefs		DID NOT PLAY (NON-INJURY)																	W	38-20
10/18	at Titans		DID NOT PLAY (NON-INJURY)																	L	31-34
10/31	Dolphins		DID NOT PLAY (NON-INJURY)																	W	26-11
11/07	at Jaguars		DID NOT PLAY																	L	6-9
11/14	at Jets		DID NOT PLAY																	W	45-17
11/21	Colts	P	5	3	19	60.0	3.8	6.3	0	1	8	0/0	28.3	0	0	0	0	L	15-41		
11/25	at Saints	P	0	0	0	0.0	0.0	0.0	0	0	0	0/0	0.0	0	0	0	0	W	31-6		
12/06	Patriots		DID NOT PLAY (NON-INJURY)																	L	10-14
12/12	at Buccaneers		DID NOT PLAY (NON-INJURY)																	L	27-33+
12/19	Panthers		DID NOT PLAY (NON-INJURY)																	W	31-14
12/26	at Patriots		DID NOT PLAY (NON-INJURY)																	W	33-21
01/02	Falcons		DID NOT PLAY (NON-INJURY)																	W	29-15
01/09	Jets	P	1	1	15	100.0	15.0	15.0	0	0	15	0/0	118.8	3	-3	-1	0	W	27-10		
2021 TOTALS		6-0	8	6	43	75.0	5.4	7.2	0	1	15	0/0	47.4	13	24	22	1	11-6			

+ - Overtime

## 2020 GAME-BY-GAME REGULAR-SEASON STATISTICS (BEARS)

DATE	OPPONENT	P/S	PASSING													RUSHING				W/L	SCORE
			ATT	CMP	YDS	PCT	Y/A	Y/C	TD	INT	LG	SK/YD	RATE	ATT	YDS	LG	TD				
09/13	at Lions	S	36	20	242	55.6	6.7	12.1	3	0	27	1/28	104.2	3	26	20	0	W	27-23		
09/20	Giants	S	28	18	190	64.3	6.8	10.6	2	2	28	4/21	78.0	4	16	12	0	W	17-13		
09/27	at Falcons	S	22	13	128	59.1	5.8	9.8	1	1	19	2/9	71.8	1	45	45	0	W	30-26		
10/04	Colts		DID NOT PLAY (NON-INJURY)																	L	11-19
10/08	Buccaneers		DID NOT PLAY (NON-INJURY)																	W	20-19
10/18	at Panthers		DID NOT PLAY (NON-INJURY)																	W	23-16
10/26	at Rams		DID NOT PLAY (NON-INJURY)																	L	10-24
11/01	Saints	P	0	0	0	0.0	0.0	0.0	0	0	0	0/0	0.0	1	3	3	0	L	23-26+		
11/08	at Titans		ON INACTIVE LIST																	L	17-24
11/16	Vikings		ON INACTIVE LIST																	L	13-19
11/29	at Packers	S	46	26	242	56.5	5.3	9.3	3	2	20	3/13	74.7	3	10	11	0	L	25-41		
12/06	Lions	S	34	26	267	76.5	7.9	10.3	1	0	21	2/18	108.3	3	6	3	0	L	30-34		
12/13	Texans	S	33	24	267	72.7	8.1	11.1	3	0	35	3/26	126.7	4	23	9	0	W	36-7		
12/20	at Vikings	S	21	15	202	71.4	9.6	13.5	1	1	35	1/4	97.7	8	34	8	0	W	33-27		
12/27	at Jaguars	S	35	24	265	68.6	7.6	11.0	2	1	30	1/2	97.9	2	10	6	1	W	41-17		
01/03	Packers	S	42	33	252	78.6	6.0	7.6	0	1	53	1/4	81.7	4	22	13	0	L	16-35		
2020 TOTALS		10-9	297	199	2,055	67.0	6.9	10.3	16	8	53	18/125	93.5	33	195	45	1	8-8			

+ - Overtime

## 2019 GAME-BY-GAME REGULAR-SEASON STATISTICS (BEARS)

DATE	OPPONENT	P/S	PASSING													RUSHING				W/L	SCORE
			ATT	CMP	YDS	PCT	Y/A	Y/C	TD	INT	LG	SK/YD	RATE	ATT	YDS	LG	TD				
09/05	Packers	S	45	26	228	57.8	5.1	8.8	0	1	27	5/20	62.1	3	11	7	0	L	3-10		
09/15	at Broncos	S	27	16	120	59.3	4.4	7.5	0	0	25	0/0	70.0	1	8	8	0	W	16-14		
09/23	at Redskins	S	31	25	231	80.6	7.5	9.2	3	1	36	3/23	116.5	1	2	2	0	W	31-15		
09/29	Vikings	S	3	2	9	66.7	3.0	4.5	0	0	6	0/0	70.1	0	0	0	0	W	16-6		
10/06	at Raiders		INACTIVE																	L	21-24
10/20	Saints	S	54	34	251	63.0	4.6	7.4	2	0	28	2/16	86.3	0	0	0	0	L	25-36		
10/27	Chargers	S	35	23	253	65.7	7.2	11.0	0	1	35	4/27	75.1	4	10	11	0	L	16-17		
11/03	at Eagles	S	21	10	125	47.6	6.0	12.5	0	0	53	3/23	66.6	2	15	8	0	L	14-22		
11/10	Lions	S	23	16	173	69.6	7.5	10.8	3	0	33	5/28	131.0	3	8	3	0	W	20-13		
11/17	at Rams	S	43	24	190	55.8	4.4	7.9	1	1	19	1/2	65.1	1	4	4	0	L	7-17		
11/24	Giants	S	41	25	278	61.0	6.8	11.1	1	2	49	2/8	69.0	7	18	12	1	W	19-14		
11/28	at Lions	S	38	29	338	76.3	8.9	11.7	3	1	35	1/7	118.1	4	4	2	0	W	24-20		
12/05	Cowboys	S	31	23	244	74.2	7.9	10.6	3	1	33	2/13	115.5	10	63	23	1	W	31-24		
12/15	at Packers	S	53	29	334	54.7	6.3	11.5	1	2	34	3/15	64.5	4	29	9	0	L	13-21		
12/22	Chiefs	S	34	18	157	52.9	4.6	8.7	0	0	20	3/24	65.4	6	20	8	0	L	3-26		
12/29	at Vikings	S	37	26	207	70.3	5.6	8.0	0	0	32	4/28	84.0	2	1	1	0	W	21-19		
2019 TOTALS		15-15	516	326	3,138	63.2	6.1	9.6	17	10	53	38/234	83.0	48	193	23	2	8-8			



## 2018 GAME-BY-GAME REGULAR-SEASON STATISTICS (BEARS)

DATE	OPPONENT	P/S	PASSING											RUSHING				W/L	SCORE
			ATT	CMP	YDS	PCT	Y/A	Y/C	TD	INT	LG	SK/YD	RATE	ATT	YDS	LG	TD		
09/09	at Packers	S	35	23	171	65.7	4.9	7.4	0	0	33	4/16	77.2	7	32	9	1	L	23-24
09/17	Seahawks	S	34	25	200	73.5	5.9	8.0	2	2	18	2/15	83.0	5	24	17	0	W	24-17
09/23	at Cardinals	S	35	24	220	68.6	6.3	9.2	0	1	39	3/26	73.5	2	8	7	0	W	16-14
09/30	Buccaneers	S	26	19	354	73.1	13.6	18.6	6	0	47	1/10	154.6	3	53	26	0	W	48-10
10/14	at Dolphins	S	31	22	316	71.0	10.2	14.4	3	1	54	2/13	122.5	8	47	28	0	L	28-31+
10/21	Patriots	S	50	26	333	52.0	6.7	12.8	2	2	54	2/14	69.8	6	81	39	1	L	31-38
10/28	Jets	S	29	16	220	55.2	7.6	13.8	2	0	70t	2/4	102.7	6	51	13	0	W	24-10
11/04	at Bills	S	20	12	135	60.0	6.8	11.3	1	1	26	1/9	76.0	1	6	6	0	W	41-9
11/11	Lions	S	30	23	355	76.7	11.8	15.4	3	0	55	1/7	148.6	3	18	8	1	W	34-22
11/18	Vikings	S	31	20	165	64.5	5.3	8.3	1	2	18t	1/5	61.9	10	43	13	0	W	25-20
11/22	at Lions																	W	23-16
12/02	at Giants																	L	27-30+
12/09	Rams	S	30	16	110	53.3	3.7	6.9	1	3	17	1/10	33.3	6	23	13	0	W	15-6
12/16	Packers	S	28	20	235	71.4	8.4	11.8	2	0	30	1/3	120.4	3	16	14	0	W	24-17
12/23	at 49ers	S	29	25	246	86.2	8.5	9.8	1	0	43	3/11	113.5	5	3	3	0	W	14-9
12/30	at Vikings	S	26	18	163	69.2	6.3	9.1	0	0	40	0/0	85.9	3	16	12	0	W	24-10
2018 TOTALS	14-14		434	289	3,223	66.6	7.4	11.2	24	12	70t	24/143	95.4	68	421	39	3	12-4	

+ - Overtime

## 2017 GAME-BY-GAME REGULAR-SEASON STATISTICS (BEARS)

DATE	OPPONENT	P/S	PASSING											RUSHING				W/L	SCORE	
			ATT	CMP	YDS	PCT	Y/A	Y/C	TD	INT	LG	SK/YD	RATE	ATT	YDS	LG	TD			
09/10	Falcons																		L	17-23
09/17	at Buccaneers																		L	7-29
09/24	Steelers																		W	23-17+
09/28	at Packers																		L	14-35
10/09	Vikings	S	25	12	128	48.0	5.1	10.7	1	1	20t	1/7	60.1	3	22	13	0	L	17-20	
10/15	at Ravens	S	16	8	113	50.0	7.1	14.1	1	0	27t	4/23	94.0	4	32	19	0	W	27-24+	
10/22	Panthers	S	7	4	107	57.1	15.3	26.8	0	0	70	4/22	101.8	5	3	7	0	W	17-3	
10/29	at Saints	S	32	14	164	43.8	5.1	11.7	0	1	45	2/14	46.9	3	53	46	0	L	12-20	
11/12	Packers	S	35	21	297	60.0	8.5	14.1	1	0	46t	5/29	99.0	0	0	0	0	L	16-23	
11/19	Lions	S	30	18	179	60.0	6.0	9.9	1	0	22	1/3	88.1	6	53	19	0	L	24-27	
11/26	at Eagles	S	33	17	147	51.5	4.5	8.6	0	2	19	2/13	38.3	4	12	11	0	L	3-31	
12/03	49ers	S	15	12	102	80.0	6.8	8.5	1	0	21	2/17	117.2	4	19	9	0	L	14-15	
12/10	at Bengals	S	32	25	271	78.1	8.5	10.8	1	0	36	2/21	112.4	2	5	4t	1	W	33-7	
12/16	at Lions	S	46	31	314	67.4	6.8	10.1	1	3	22	2/8	66.8	2	3	5	0	L	10-20	
12/24	Browns	S	23	14	193	60.9	8.4	13.8	0	0	40	5/32	87.8	7	44	14	1	W	20-3	
12/31	at Vikings	S	36	20	178	55.6	4.9	8.9	0	0	30	1/7	69.0	1	2	2	0	L	10-23	
2017 TOTALS	12-12		330	196	2,193	59.4	6.6	11.2	7	7	70	31/196	77.5	41	248	46	2	5-11		

+ - Overtime

## 2021 GAME-BY-GAME POSTSEASON STATISTICS (BILLS)

DATE	OPPONENT	P/S	PASSING											RUSHING				W/L	SCORE
			ATT	CMP	YDS	PCT	Y/A	Y/C	TD	INT	LG	SK/YD	RATE	ATT	YDS	LG	TD		
01/15	Patriots	P	0	0	0	0.0	0.0	0.0	0	0	0	0/0	0.0	3	-2	0	0	W	47-17
01/23	at Chiefs																	L	36-42+
2021 TOTALS	1-0		0	0	0	0.0	0.0	0.0	0	0	0	0/0	0.0	3	-2	0	0	1-1	

+ - Overtime

## 2020 GAME-BY-GAME POSTSEASON STATISTICS (BEARS)

DATE	OPPONENT	P/S	PASSING											RUSHING				W/L	SCORE
			ATT	CMP	YDS	PCT	Y/A	Y/C	TD	INT	LG	SK/YD	RATE	ATT	YDS	LG	TD		
01/10	at Saints	S	29	19	199	65.5	6.9	10.5	1	0	28	1/8	96.8	3	10	7	0	L	9-21
2020 TOTALS	1-1		29	19	199	65.5	6.9	10.5	1	0	28	1/8	96.8	3	10	7	0	0-1	

## 2018 GAME-BY-GAME POSTSEASON STATISTICS (BEARS)

DATE	OPPONENT	P/S	PASSING											RUSHING				W/L	SCORE
			ATT	CMP	YDS	PCT	Y/A	Y/C	TD	INT	LG	SK/YD	RATE	ATT	YDS	LG	TD		
01/06	Eagles	S	43	26	303	60.5	7.0	11.7	1	0	45	2/12	89.6	3	9	6	0	L	15-16
2018 TOTALS	1-1		43	26	303	60.5	7.0	11.7	1	0	45	2/12	89.6	3	9	6	0	0-1	



**72 JORDAN TUCKER**  
OFFENSIVE TACKLE

<b>HEIGHT:</b> 6-6	<b>BIRTHPLACE:</b> Atlanta, GA
<b>WEIGHT:</b> 340	<b>HOW ACQUIRED:</b> UDFA '22
<b>COLLEGE:</b> North Carolina	<b>NFL EXPERIENCE:</b> R
<b>BORN:</b> April 9, 1999	

## PRO CAREER

- ✦ Has yet to make NFL debut

## TRANSACTIONS


- ✦ Signed as an undrafted free agent with Pittsburgh on May 2, 2022

## COLLEGE

- ✦ Played in 45 games (36 starts) at North Carolina (2018-21)
- ✦ Started all 13 games on the offensive line in 2021
- ✦ Blocked for an offense that averaged 35.2 points per game (19th NCAA/3rd ACC), 468.2 total yards per game (10th NCAA/4th ACC), including 255.7 passing yards per game (42nd NCAA/6th ACC) and 212.5 rushing yards per game (18th NCAA/2nd ACC)
- ✦ Played 709 snaps, including a season-high 80 against Wake Forest
- ✦ Graded out at 84 percent against Wake Forest, 83 percent at NC State and 81 percent against Miami

## PERSONAL

- ✦ Son of Lisa Tucker
- ✦ Considered the No. 55 offensive tackle in the country by ESPN.com
- ✦ Listed as the No. 6 offensive tackle in Georgia, No. 30 in the South and No. 99 nationally by Scout.com
- ✦ Ranked 75th nationally among offensive tackles and the No. 75 player in Georgia by 247sports.com
- ✦ Listed the No. 82 offensive tackle in the country and the No. 77 player in Georgia by Rivals.com
- ✦ Named to the Atlanta Journal Constitution All-Metro team and was honorable mention all-state as a senior



48

THIRD-YEAR

**DERREK TUSZKA**

LINEBACKER

**HEIGHT:** 6-5

**WEIGHT:** 246

**COLLEGE:** North Dakota State

**BORN:** July 11, 1996

**BIRTHPLACE:** Warner, SD

**HOW ACQUIRED:** 07b '20

**NFL EXPERIENCE:** 3rd year

### PRO CAREER

- ✦ Has played in 24 games (no starts) over his two seasons in the NFL (Broncos 2020; Steelers 2021)
- ✦ Has recorded 18 career tackles (eight solo) and added six more (five solo) on special teams
- ✦ Made NFL debut in Week 1 of 2020 (vs. Tennessee)

#### 2021 (STEELERS)

- ✦ Played in 15 regular-season games (no starts)
- ✦ Registered 16 tackles (seven solo), 2.0 sacks, two quarterback hits, one tackle for loss and one forced fumble
- ✦ Recorded a pair of special teams tackles
- ✦ Registered a career-best three tackles, 1.0 sack and once forced fumble in Week 15 vs. Tennessee
- ✦ Recorded two tackles, 1.0 sack, one quarterback hit and one tackle for loss in Week 17 vs. Cleveland
- ✦ Made his Steelers debut in Week 3 vs. Cincinnati and recorded his first defensive tackle
- ✦ Recorded the first QB hit of his career in Week 12 at Cincinnati

### TRANSACTIONS

- ✦ Promoted to the Pittsburgh active roster on Sept. 28, 2021
- ✦ Signed to the Steelers practice squad on Sept. 2, 2021
- ✦ Waived by Denver on Aug. 31, 2021
- ✦ Promoted to the Broncos active roster on Sept. 30, 2020
- ✦ Returned to the Denver practice squad on Sept. 20, 2020
- ✦ Promoted to the Broncos active roster on Sept. 19, 2020
- ✦ Returned to the Denver practice squad on Sept. 15, 2020
- ✦ Promoted to the Broncos active roster on Sept. 14, 2020
- ✦ Signed to the Denver practice squad on Sept. 6, 2020
- ✦ Waived by the Broncos on Sept. 5, 2020
- ✦ Signed a four-year contract with Denver on July 22, 2020
- ✦ Drafted by the Broncos in the seventh round (254th overall) of the 2020 NFL Draft

### COLLEGE

- ✦ Three-year starter at defensive end at North Dakota State (2015-19)
- ✦ First team All-American, Missouri Valley Football Conference Defensive Player of the Year, and finalist for the Buck Buchanan Award as a senior in 2019 to cap a productive career as one of the top linemen in the nation
- ✦ Finished fifth in NDSU history with 29.5 career sacks
- ✦ Departed NDSU ranked tied for sixth with 42.0 career tackles for loss
- ✦ Played in 53 games (34 starts) and helped the Bison win five conference championships and four FCS national championships
- ✦ NDSU went 70-5 in his career including his redshirt season in 2015
- ✦ Played in 14 NCAA playoff games totaling 35 tackles with 12.0 tackles for loss and 10.5 sacks

### PERSONAL

- ✦ Earned a bachelor's degree in crop and weed sciences from NDSU in 2019
- ✦ Owns and operates his own airplane
- ✦ Plans to fly in Alaska after his football career
- ✦ Son of Mark and Stacy Tuszka of Warner, S.D.
- ✦ Older brother, Jarrod Tuszka, played defensive end at NDSU from 2013-17
- ✦ Four-year starter who played linebacker, safety, running back, wide receiver, tight end, long snapper, punter and kicker during his career at Warner High School
- ✦ Finished his scholastic career with 342 tackles, 45 tackles for loss, 12 sacks, six forced fumbles, and rushed 138 times for 1,460 yards, caught 14 passes for 247 yards and scored 23 TDs
- ✦ Five-year starter in basketball and five-year state track and field qualifier competing in the 100 meters, 200 meters, 4x200 relay and shot put

### DERREK TUSZKA'S NFL REGULAR SEASON DEFENSIVE STATISTICS

DATE	TEAM	GP	GS	TACKLES							INTERCEPTIONS					O. FUMB			ST				MISC			
				TK	S	A	TFL	YDS	SK	YDS	QBH	NO	YDS	LG	TD	PD	FF	FR	TD	YDS	TK	S	A	FF	FR	S
2020	Broncos	9	0	2	1	1	1	15	0.0	0.0	0	0	0	0	0	0	0	0	4	3	1	0	0	0	0	0
2021	Steelers	15	0	16	7	9	1	5	2.0	13.0	2	0	0	0	0	1	0	0	2	2	0	0	0	0	0	0
<b>NFL TOTALS</b>		<b>24</b>	<b>0</b>	<b>18</b>	<b>8</b>	<b>10</b>	<b>2</b>	<b>20</b>	<b>2.0</b>	<b>13.0</b>	<b>2</b>	<b>0</b>	<b>0</b>	<b>0</b>	<b>0</b>	<b>1</b>	<b>0</b>	<b>0</b>	<b>6</b>	<b>5</b>	<b>1</b>	<b>0</b>	<b>0</b>	<b>0</b>	<b>0</b>	<b>0</b>

### DERREK TUSZKA'S NFL POSTSEASON DEFENSIVE STATISTICS

DATE	TEAM	GP	GS	TACKLES							INTERCEPTIONS					O. FUMB			ST				MISC			
				TK	S	A	TFL	YDS	SK	YDS	QBH	NO	YDS	LG	TD	PD	FF	FR	TD	YDS	TK	S	A	FF	FR	S
2021	Steelers	1	0	1	1	0	1	4	0.0	0.0	0	0	0	0	0	0	0	0	1	0	1	0	0	0	0	0
<b>NFL TOTALS</b>		<b>1</b>	<b>0</b>	<b>1</b>	<b>1</b>	<b>0</b>	<b>1</b>	<b>4</b>	<b>0.0</b>	<b>0.0</b>	<b>0</b>	<b>0</b>	<b>0</b>	<b>0</b>	<b>0</b>	<b>0</b>	<b>0</b>	<b>0</b>	<b>1</b>	<b>0</b>	<b>1</b>	<b>0</b>	<b>0</b>	<b>0</b>	<b>0</b>	<b>0</b>

## SINGLE-GAME HIGHS: DEFENSIVE

Total Tackles	3 vs. Tennessee Titans, Dec 19, 2021	Forced Fumbles	1 vs. Tennessee Titans, Dec 19, 2021
	2 vs. Cleveland Browns, Jan 03, 2022	Tackles For Loss	1 vs. Cleveland Browns, Jan 03, 2022
	...4 more at 2.	Special Teams Tackles	1 at Kansas City Chiefs, Dec 26, 2021
Solo Tackles	2 vs. Cleveland Browns, Jan 03, 2022		1 vs. Denver Broncos, Oct 10, 2021
	1 vs. Tennessee Titans, Dec 19, 2021		...4 more at 1.
	...4 more at 1.		
Sacks	1.0 vs. Cleveland Browns, Jan 03, 2022		
	1.0 vs. Tennessee Titans, Dec 19, 2021		

## SINGLE-GAME HIGHS - POSTSEASON: DEFENSIVE

Total Tackles	1 at Kansas City Chiefs, Jan 16, 2022	Tackles For Loss	1 at Kansas City Chiefs, Jan 16, 2022
Solo Tackles	1 at Kansas City Chiefs, Jan 16, 2022	Special Teams Tackles	1 at Kansas City Chiefs, Jan 16, 2022


## 2021 GAME-BY-GAME REGULAR-SEASON STATISTICS (STEELERS)

DATE	OPPONENT	P/S	TACKLES							INTERCEPTIONS				O. FUMB			ST			MISC		W/L	SCORE				
			TK	S	A	SK	YDS	TFL	YDS	QBH	NO	YDS	LG	TD	PD	FF	FR	TD	YDS	TK	S			A	FF	FR	S
09/12	at Bills																									W	23-16
09/19	Raiders																									L	17-26
09/26	Bengals																									L	10-24
10/03	at Packers	P	0	0	0	0.0	0.0	0	0	0	0	0	0	0	0	0	0	0	0	0	0	0	0	0	0	L	17-27
10/10	Broncos	P	0	0	0	0.0	0.0	0	0	0	0	0	0	0	0	0	0	0	0	0	0	0	0	0	0	W	27-19
10/17	Seahawks	P	0	0	0	0.0	0.0	0	0	0	0	0	0	0	0	0	0	0	0	0	0	0	0	0	0	W	23-20+
10/31	at Browns	P	1	1	0	0.0	0.0	0	0	0	0	0	0	0	0	0	0	0	0	0	0	0	0	0	0	W	15-10
11/08	Bears	P	0	0	0	0.0	0.0	0	0	0	0	0	0	0	0	0	0	0	0	0	0	0	0	0	0	W	29-27
11/14	Lions	P	0	0	0	0.0	0.0	0	0	0	0	0	0	0	0	0	0	0	0	0	0	0	0	0	0	T	16-16
11/21	at Chargers	P	1	1	0	0.0	0.0	0	0	0	0	0	0	0	0	0	0	0	0	0	0	0	0	0	0	L	37-41
11/28	at Bengals	P	2	0	2	0.0	0.0	0	0	1	0	0	0	0	0	0	0	0	0	0	0	0	0	0	0	L	10-41
12/05	Ravens	P	2	1	1	0.0	0.0	0	0	0	0	0	0	0	0	0	0	0	0	0	0	0	0	0	0	W	20-19
12/09	at Vikings	P	2	0	2	0.0	0.0	0	0	0	0	0	0	0	0	0	0	0	0	0	0	0	0	0	0	L	28-36
12/19	Titans	P	3	1	2	1.0	8.0	0	0	0	0	0	0	0	1	0	0	0	0	0	0	0	0	0	0	W	19-13
12/26	at Chiefs	P	1	0	1	0.0	0.0	0	0	0	0	0	0	0	0	0	0	0	0	0	0	0	0	0	0	L	10-36
01/03	Browns	P	2	2	0	1.0	5.0	1	5	1	0	0	0	0	0	0	0	0	0	0	0	0	0	0	0	W	26-14
01/09	at Ravens	P	0	0	0	0.0	0.0	0	0	0	0	0	0	0	0	0	0	0	0	0	0	0	0	0	0	W	16-13+
<b>2021 TOTALS</b>		<b>14-0</b>	<b>14</b>	<b>6</b>	<b>8</b>	<b>2.0</b>	<b>13.0</b>	<b>1</b>	<b>5</b>	<b>2</b>	<b>0</b>	<b>0</b>	<b>0</b>	<b>0</b>	<b>1</b>	<b>0</b>	<b>0</b>	<b>0</b>	<b>2</b>	<b>2</b>	<b>0</b>	<b>0</b>	<b>0</b>	<b>0</b>	<b>0</b>	<b>9-7-1</b>	

+ - Overtime

## 2021 GAME-BY-GAME POSTSEASON STATISTICS (STEELERS)

DATE	OPPONENT	P/S	TACKLES							INTERCEPTIONS				O. FUMB			ST			MISC		W/L	SCORE				
			TK	S	A	SK	YDS	TFL	YDS	QBH	NO	YDS	LG	TD	PD	FF	FR	TD	YDS	TK	S			A	FF	FR	S
01/16	at Chiefs	P	1	1	0	0.0	0.0	1	4	0	0	0	0	0	0	0	0	0	0	0	0	0	0	0	0	L	21-42
<b>2021 TOTALS</b>		<b>1-0</b>	<b>1</b>	<b>1</b>	<b>0</b>	<b>0.0</b>	<b>0.0</b>	<b>1</b>	<b>4</b>	<b>0</b>	<b>0</b>	<b>0</b>	<b>0</b>	<b>0</b>	<b>0</b>	<b>0</b>	<b>0</b>	<b>0</b>	<b>0</b>	<b>0</b>	<b>0</b>	<b>0</b>	<b>0</b>	<b>0</b>	<b>0</b>	<b>0-1</b>	



80

WIDE RECEIVER

TYLER VAUGHNS

WIDE RECEIVER

**HEIGHT:** 6-2

**WEIGHT:** 184

**COLLEGE:** USC

**BORN:** June 1, 1997

**BIRTHPLACE:** Pasadena, CA

**HOW ACQUIRED:** FA <sup>21</sup>

**NFL EXPERIENCE:** 1st year

## PRO CAREER

- ✦ Has yet to make NFL debut

## TRANSACTIONS

- ✦ Signed a reserve/future contract with Pittsburgh on Jan. 19, 2022
- ✦ Released from the Steelers practice squad on Jan. 14, 2022
- ✦ Signed to the Pittsburgh practice squad on Jan. 10, 2022
- ✦ Released from the Steelers practice squad on Jan. 8, 2022
- ✦ Signed to the Pittsburgh practice squad on Jan. 4, 2022
- ✦ Released from the Steelers practice squad on Dec. 29, 2021
- ✦ Signed to the Pittsburgh practice squad on Dec. 10, 2021
- ✦ Released from the Steelers practice squad on Dec. 8, 2021
- ✦ Signed to the Pittsburgh practice squad on Sept. 7, 2021
- ✦ Waived by Indianapolis on Sept. 9, 2021
- ✦ Signed to the Colts practice squad on Sept. 2, 2021
- ✦ Waived by Indianapolis on Aug. 31, 2021
- ✦ Signed as an undrafted free agent with the Colts on May 2, 2021

## COLLEGE

- ✦ Played in 45 games (38 starts) in his five-year USC career (2016-21)
- ✦ Registered 222 receptions for 2,801 yards (12.6 avg) with 20 TDs in his USC career, along with 30 punt returns for 267 yards (8.9 avg) with one TD, one kickoff return for 10 yards (10.0 avg), five tackles and 1-of-1 passing for 36 yards and a TD
- ✦ Finished his career third on USC's career pass receptions list (222), which was also tied for 15th on the Pac-12 career chart
- ✦ Recorded eight 100-yard receiving games in his career

## PERSONAL

- ✦ Received his bachelor's degree in communication at USC in the spring of 2020
- ✦ His brother, Aaren, played wide receiver at Mt. San Antonio JC and Utah State (2017-18), while brother, Geoffrey, played defensive back at Mt. SAC and his brother, Jonathan, plays defensive back at UCLA
- ✦ Named 2015 Prep Star All-American Dream Team, Orange County Register Fab 15 First Team, Tacoma News Tribune Western 100, USA Today All-California First Team, Cal-Hi Sports All-State First Team, All-CIF Pac 5 Division, Fox Sports West/Prime Ticket All-CIF, Los Angeles Times All-Area First Team, San Gabriel Valley Tribune All-Area First Team and All-Mission League Co-Player of the Year as a senior wide receiver and defensive back at Bishop Amat High in La Puente (Calif.)
- ✦ Registered 84 receptions for 1,319 yards (15.7 avg) with 13 TDs in 2015, plus 10 carries for 70 yards (7.0 avg) with two TDs, 20 punt returns for 188 yards (9.4 avg), eight kickoff returns for 289 yards (36.1 avg) and two interceptions.

## TYLER VAUGHNS' NFL REGULAR SEASON RUSHING/RECEIVING STATISTICS

DATE	TEAM	RECEIVING								RUSHING			
		GP	GS	NO.	YDS.	AVG.	LG	TD	NO.	YDS.	AVG.	LG	TD
2021	Steelers	0	0	0	0	0.0	0	0	0	0	0.0	0	0
NFL TOTALS		0	0	0	0	0.0	0	0	0	0	0.0	0	0

## TYLER VAUGHNS' NFL POSTSEASON RUSHING/RECEIVING STATISTICS

DATE	TEAM	RECEIVING								RUSHING			
		GP	GS	NO.	YDS.	AVG.	LG	TD	NO.	YDS.	AVG.	LG	TD
2021	Steelers	0	0	0	0	0.0	0	0	0	0	0.0	0	0
NFL TOTALS		0	0	0	0	0.0	0	0	0	0	0.0	0	0

## TYLER VAUGHNS' NFL REGULAR SEASON RETURN STATISTICS

DATE	TEAM	KICKOFF RETURNS					PUNT RETURNS					
		RET.	YDS.	AVG.	LG	TD	NO.	FC	YDS.	AVG.	LG	TD
2021	Steelers	0	0	0.0	0	0	0	0	0	0.0	0	0
NFL TOTALS		0	0	0.0	0	0	0	0	0	0.0	0	0


## TYLER VAUGHNS' NFL POSTSEASON RETURN STATISTICS

DATE	TEAM	KICKOFF RETURNS					PUNT RETURNS					
		RET.	YDS.	AVG.	LG	TD	NO.	FC	YDS.	AVG.	LG	TD
2021	Steelers	0	0	0.0	0	0	0	0	0	0.0	0	0
NFL TOTALS		0	0	0.0	0	0	0	0	0	0.0	0	0

## 2021 GAME-BY-GAME REGULAR-SEASON STATISTICS (STEELERS)

DATE	OPPONENT	P/S	RECEIVING					RUSHING					W/L/T	SCORE	
			NO.	YDS.	AVG.	LG	TD	NO.	YDS.	AVG.	LG	TD			
09/12	at Bills												W	23-16	
09/19	Raiders												L	17-26	
09/26	Bengals												L	10-24	
10/03	at Packers												L	17-27	
10/10	Broncos												W	27-19	
10/17	Seahawks												W	23-20+	
10/31	at Browns												W	15-10	
11/08	Bears												W	29-27	
11/14	Lions												T	16-16	
11/21	at Chargers												L	37-41	
11/28	at Bengals												L	10-41	
12/05	Ravens												W	20-19	
12/09	at Vikings												L	28-36	
12/19	Titans												W	19-13	
12/26	at Chiefs												L	10-36	
01/03	Browns												W	26-14	
<b>2021 TOTALS</b>			<b>0-0</b>	<b>0</b>	<b>0</b>	<b>0.0</b>	<b>0</b>	<b>0</b>	<b>0</b>	<b>0</b>	<b>0.0</b>	<b>0</b>	<b>0</b>	<b>8-7-1</b>	

+ - Overtime



**JAMES VAUGHTERS**  
LINEBACKER

**HEIGHT:** 6-2  
**WEIGHT:** 264  
**COLLEGE:** Stanford  
**BORN:** June 27, 1993

**BIRTHPLACE:** Chicago, Ill.  
**HOW ACQUIRED:** FA '22

### PRO CAREER

- ✦ Finished his third full NFL season in 2021
- ✦ Has played in 27 career games with one postseason appearance (Chicago 2019-20; Atlanta 2021)
- ✦ Has registered 29 career tackles (19 solo), six quarterback hits, 2.5 sacks, two tackles for loss and one forced fumble
- ✦ Made NFL debut in Week 9 of 2019 (at Philadelphia)

#### 2021 (FALCONS)

- ✦ Played in 10 games and registered seven tackles (four solo), 1.0 sack, four quarterback hits, one forced fumble and one special teams tackle

#### 2020 (BEARS)

- ✦ Played in all but two regular-season games (Weeks 13-14) as a reserve along the defensive front and on special teams
- ✦ Registered 19 tackles (12 solo), two tackles for loss, 1.5 sacks and two quarterback hits; also tallied three special teams tackles
- ✦ Recorded 1.0 sack in the Week 5 win over Tampa Bay and then had another half sack in Week 6 at Carolina

#### 2019 (BEARS)

- ✦ Appeared in three games for the Bears on special teams and logged three tackles

### TRANSACTIONS

- ✦ Signed by Pittsburgh on Aug. 15, 2022
- ✦ Waived by Atlanta on May 2, 2022
- ✦ Promoted to the Falcons active roster on Nov. 2, 2021
- ✦ Signed to the Atlanta active roster on Sept. 11, 2021
- ✦ Signed to the Falcons practice squad on Sept. 3, 2021
- ✦ Waived by Chicago on Aug. 31, 2021
- ✦ Signed a one-year contract with the Bears on March 3, 2021
- ✦ Signed a reserve/future contract with Chicago on Jan. 2, 2020
- ✦ Signed to the Bears practice squad on Nov. 21, 2019
- ✦ Waived by Chicago on Nov. 19, 2019
- ✦ Promoted to the Bears active roster on Nov. 17, 2019
- ✦ Signed to the Chicago practice squad on Nov. 13, 2019
- ✦ Waived by the Bears on Nov. 11, 2019
- ✦ Promoted to the Chicago active roster on Nov. 9, 2019
- ✦ Signed to the Bears practice squad on Nov. 7, 2019
- ✦ Waived by Chicago on Nov. 4, 2019
- ✦ Promoted to the Bears active roster on Nov. 2, 2019
- ✦ Signed to the Bears practice squad on Oct. 29, 2019
- ✦ Signed to the Chicago practice squad on Sept. 1, 2019
- ✦ Waived by the Bears on Aug. 31, 2019
- ✦ Signed a one-year contract with Chicago on March 14, 2019
- ✦ Signed a reserve/future contract with the Bears on Jan. 7, 2019
- ✦ Signed with Chicago on Feb. 6, 2019
- ✦ Waived by the L.A. Chargers on Sept. 3, 2016
- ✦ Signed with the Chargers on Aug. 15, 2016
- ✦ Waived by New England on May 2, 2016
- ✦ Signed a reserve/future contract with the Patriots Jan. 22, 2016
- ✦ Signed to the Green Bay practice squad on Sept. 8, 2015
- ✦ Waived by the Packers on Sept. 5, 2015
- ✦ Signed by the Packers as an undrafted free agent on May 8, 2015

### COLLEGE

- ✦ Appeared in 55 games at Stanford and registered 139 tackles (82 solo), 12.5 sacks, three forced fumbles and three fumble recoveries

### PERSONAL

- ✦ Played at Tucker High School in Stone Mountain, Ga.
- ✦ Ranked nation's fourth-best inside linebacker and 54th overall recruit by Rivals
- ✦ Ranked 44th on ESPN's Top 150

## REGULAR SEASON COMPARISON: DEFENSIVE - JACKSONVILLE JAGUARS

DATE	OPP	W/L	GP/GS	TACKLES							SACK	YDS.	INT	TFL	PD	QBH	TD	MISC		
				TOT	SOLO	ASST	YDS	TFL	ASST	SACK								YDS.	INT	TFL
12/27/20	CHI @ JAX	W	P	1	0	1	0	0	1	0.0	0.0	0	0	0	0	0	0	0	0	0
11/28/21	ATL @ JAX	W	P	1	1	1	0	0	0	0.0	0.0	0	0	0	0	1	0	0	0	
<b>TOTALS</b>		<b>2/0</b>	<b>2/0</b>	<b>2</b>	<b>1</b>	<b>1</b>	<b>1</b>	<b>0.0</b>	<b>0.0</b>	<b>0</b>	<b>0</b>	<b>0</b>	<b>0</b>	<b>0</b>	<b>1</b>	<b>0</b>	<b>0</b>	<b>0</b>	<b>0</b>	

## JAMES VAUGHTERS' NFL REGULAR SEASON DEFENSIVE STATISTICS

DATE	TEAM	GP	GS	TACKLES							INTERCEPTIONS					O. FUMB			ST			MISC			
				TK	S	A	SK	YDS	QBH	NO	YDS	LG	TD	PD	FF	FR	TD	YDS	TK	S	A	FF	FR	S	A
2019	Bears	3	0	3	3	0	0	0.0	0.0	0	0	0	0	0	0	0	0	0	0	0	0	0	0	0	0
2020	Bears	14	0	19	12	7	2	8	1.5	10.5	2	0	0	0	0	0	0	0	0	0	0	3	3	0	0
2021	Falcons	10	0	7	4	3	0	0	1.0	15.0	4	0	0	0	0	1	0	0	0	0	0	1	0	1	0
<b>NFL TOTALS</b>		<b>27</b>	<b>0</b>	<b>29</b>	<b>19</b>	<b>10</b>	<b>2</b>	<b>8</b>	<b>2.5</b>	<b>25.5</b>	<b>6</b>	<b>0</b>	<b>0</b>	<b>0</b>	<b>0</b>	<b>1</b>	<b>0</b>	<b>0</b>	<b>0</b>	<b>0</b>	<b>4</b>	<b>3</b>	<b>1</b>	<b>0</b>	<b>0</b>

## JAMES VAUGHTERS' NFL POSTSEASON DEFENSIVE STATISTICS

DATE	TEAM	GP	GS	TACKLES							INTERCEPTIONS					O. FUMB			ST			MISC			
				TK	S	A	TFL	YDS	SK	YDS	QBH	NO	YDS	LG	TD	PD	FF	FR	TD	YDS	TK	S	A	FF	FR
2020	Bears	1	0	0	0	0	0	0.0	0.0	0	0	0	0	0	0	0	0	0	0	0	0	0	0	0	0
<b>NFL TOTALS</b>		<b>1</b>	<b>0</b>	<b>0</b>	<b>0</b>	<b>0</b>	<b>0</b>	<b>0.0</b>	<b>0.0</b>	<b>0</b>	<b>0</b>	<b>0</b>	<b>0</b>	<b>0</b>	<b>0</b>	<b>0</b>	<b>0</b>	<b>0</b>	<b>0</b>	<b>0</b>	<b>0</b>	<b>0</b>	<b>0</b>	<b>0</b>	<b>0</b>

## SINGLE-GAME HIGHS: DEFENSIVE

Total Tackles	3 at Carolina Panthers, Oct 18, 2020 2 at New Orleans Saints, Nov 07, 2021 ...7 more at 2.	Forced Fumbles	1 at New Orleans Saints, Nov 07, 2021
Solo Tackles	2 at Los Angeles Rams, Oct 26, 2020 2 at Carolina Panthers, Oct 18, 2020 ...3 more at 2.	Tackles For Loss	1 vs. Tampa Bay Buccaneers, Oct 08, 2020 1 at Detroit Lions, Sep 13, 2020 1 at Carolina Panthers, Dec 12, 2021 1 at Jacksonville Jaguars, Dec 27, 2020 ...2 more at 1.
Sacks	1.0 at New Orleans Saints, Nov 07, 2021 1.0 vs. Tampa Bay Buccaneers, Oct 08, 2020	Special Teams Tackles	

## 2021 GAME-BY-GAME REGULAR-SEASON STATISTICS (FALCONS)

DATE	OPPONENT	P/S	TACKLES							INTERCEPTIONS					O. FUMB			ST			MISC			W/L	SCORE		
			TK	S	A	SK	YDS	TFL	YDS	QBH	NO	YDS	LG	TD	PD	FF	FR	TD	YDS	TK	S	A	FF			FR	S
09/12	Eagles	P	0	0	0	0.0	0.0	0	0	0	0	0	0	0	0	0	0	0	0	0	0	0	0	0	0	L	6-32
09/19	at Buccaneers																									L	25-48
09/26	at Giants																									W	17-14
10/03	Football Team																									L	30-34
10/10	Jets																									W	27-20
10/24	at Dolphins	P	0	0	0	0.0	0.0	0	0	0	0	0	0	0	0	0	0	0	0	0	0	0	0	0	0	W	30-28
10/31	Panthers	P	2	1	1	0.0	0.0	0	0	0	0	0	0	0	0	0	0	0	0	0	0	0	0	0	0	L	13-19
11/07	at Saints	P	2	1	1	1.0	15.0	0	0	1	0	0	0	0	1	0	0	0	0	0	0	0	0	0	0	W	27-25
11/14	at Cowboys	P	1	1	0	0.0	0.0	0	0	1	0	0	0	0	0	0	0	0	0	0	0	0	0	0	0	L	3-43
11/18	Patriots	P	0	0	0	0.0	0.0	0	0	0	0	0	0	0	0	0	0	0	0	0	0	0	0	0	0	L	0-25
11/28	at Jaguars	P	1	1	0	0.0	0.0	0	0	1	0	0	0	0	0	0	0	0	0	0	0	0	0	0	0	W	21-14
12/05	Buccaneers																									L	17-30
12/12	at Panthers	P	1	0	1	0.0	0.0	0	0	0	0	0	0	0	0	0	0	0	0	0	0	0	0	0	0	W	29-21
12/19	at 49ers	P	0	0	0	0.0	0.0	0	0	0	0	0	0	0	0	0	0	0	0	0	0	0	0	0	0	L	13-31
12/26	Lions	P	0	0	0	0.0	0.0	0	0	1	0	0	0	0	0	0	0	0	0	0	0	0	0	0	0	W	20-16
01/02	at Bills																									L	15-29
01/09	Saints																									L	20-30
<b>2021 TOTALS</b>		<b>10-0</b>	<b>7</b>	<b>4</b>	<b>3</b>	<b>1.0</b>	<b>15.0</b>	<b>0</b>	<b>0</b>	<b>4</b>	<b>0</b>	<b>0</b>	<b>0</b>	<b>0</b>	<b>1</b>	<b>0</b>	<b>0</b>	<b>0</b>	<b>0</b>	<b>0</b>	<b>0</b>	<b>0</b>	<b>0</b>	<b>0</b>	<b>0</b>	<b>7-10</b>	

## 2020 GAME-BY-GAME REGULAR-SEASON STATISTICS (BEARS)

DATE	OPPONENT	P/S	TACKLES							INTERCEPTIONS					O. FUMB			ST			MISC			W/L	SCORE		
			TK	S	A	SK	YDS	TFL	YDS	QBH	NO	YDS	LG	TD	PD	FF	FR	TD	YDS	TK	S	A	FF			FR	S
09/13	at Lions	P	2	2	0	0.0	0.0	1	2	0	0	0	0	0	0	0	0	0	0	0	0	0	0	0	0	W	27-23
09/20	Giants	P	1	1	0	0.0	0.0	0	0	0	0	0	0	0	0	0	0	0	1	1	0	0	0	0	0	W	17-13
09/27	at Falcons	P	1	1	0	0.0	0.0	0	0	0	0	0	0	0	0	0	0	0	0	0	0	0	0	0	0	W	30-26
10/04	Colts	P	2	2	0	0.0	0.0	0	0	0	0	0	0	0	0	0	0	0	0	0	0	0	0	0	0	W	11-19
10/08	Buccaneers	P	1	1	0	1.0	6.0	1	6	1	0	0	0	0	0	0	0	0	1	1	0	0	0	0	0	W	20-19
10/18	at Panthers	P	3	2	1	0.5	4.5	0	0	1	0	0	0	0	0	0	0	0	0	0	0	0	0	0	0	W	23-16
10/26	at Rams	P	2	2	0	0.0	0.0	0	0	0	0	0	0	0	0	0	0	0	0	0	0	0	0	0	0	L	10-24
11/01	Saints	P	1	0	1	0.0	0.0	0	0	0	0	0	0	0	0	0	0	0	0	0	0	0	0	0	0	L	23-26+
11/08	at Titans	P	1	0	1	0.0	0.0	0	0	0	0	0	0	0	0	0	0	0	0	0	0	0	0	0	0	L	17-24
11/16	Vikings	P	2	0	2	0.0	0.0	0	0	0	0	0	0	0	0	0	0	0	0	0	0	0	0	0	0	L	13-19
11/29	at Packers	P	0	0	0	0.0	0.0	0	0	0	0	0	0	0	0	0	0	0	0	0	0	0	0	0	0	L	25-41
12/06	Lions																									L	30-34
12/13	Texans																									W	36-7
12/20	at Vikings	P	1	1	0	0.0	0.0	0	0	0	0	0	0	0	0	0	0	0	0	0	0	0	0	0	0	W	33-27
12/27	at Jaguars	P	1	0	1	0.0	0.0	0	0	0	0	0	0	0	0	0	0	0	1	1	0	0	0	0	0	W	41-17
01/03	Packers	P	0	0	0	0.0	0.0	0	0	0	0	0	0	0	0	0	0	0	0	0	0	0	0	0	0	L	16-35
<b>2020 TOTALS</b>		<b>14-0</b>	<b>19</b>	<b>12</b>	<b>7</b>	<b>1.5</b>	<b>10.5</b>	<b>2</b>	<b>8</b>	<b>2</b>	<b>0</b>	<b>0</b>	<b>0</b>	<b>0</b>	<b>0</b>	<b>0</b>	<b>0</b>	<b>0</b>	<b>3</b>	<b>3</b>	<b>0</b>	<b>0</b>	<b>0</b>	<b>0</b>	<b>0</b>	<b>8-8</b>	

+ - Overtime




## 2019 GAME-BY-GAME REGULAR-SEASON STATISTICS (BEARS)

DATE	OPPONENT	P/S	TACKLES							INTERCEPTIONS					O. FUMB			ST				MISC		W/L	SCORE			
			TK	S	A	SK	YDS	TFL	YDS	QBH	NO	YDS	LG	TD	PD	FF	FR	TD	YDS	TK	S	A	FF			FR	S	A
09/05	Packers																									L	3-10	
09/15	at Broncos																									W	16-14	
09/23	at Redskins																									W	31-15	
09/29	Vikings																									W	16-6	
10/06	at Raiders																									L	21-24	
10/20	Saints																									L	25-36	
10/27	Chargers																									L	16-17	
11/03	at Eagles	P	1	1	0	0.0	0.0	0	0	0	0	0	0	0	0	0	0	0	0	0	0	0	0	0	0	0	L	14-22
11/10	Lions	P	0	0	0	0.0	0.0	0	0	0	0	0	0	0	0	0	0	0	0	0	0	0	0	0	0	0	W	20-13
11/17	at Rams	P	2	2	0	0.0	0.0	0	0	0	0	0	0	0	0	0	0	0	0	0	0	0	0	0	0	0	L	7-17
11/24	Giants																									W	19-14	
11/28	at Lions																									W	24-20	
12/05	Cowboys																									W	31-24	
12/15	at Packers																									L	13-21	
12/22	Chiefs																									L	3-26	
12/29	at Vikings																									W	21-19	
<b>2019 TOTALS</b>			<b>3-0</b>	<b>3</b>	<b>3</b>	<b>0</b>	<b>0.0</b>	<b>0.0</b>	<b>0</b>	<b>0</b>	<b>0</b>	<b>0</b>	<b>0</b>	<b>0</b>	<b>0</b>	<b>0</b>	<b>0</b>	<b>0</b>	<b>0</b>	<b>0</b>	<b>0</b>	<b>0</b>	<b>0</b>	<b>0</b>	<b>0</b>	<b>0</b>	<b>8-8</b>	

## 2020 GAME-BY-GAME POSTSEASON STATISTICS (BEARS)

DATE	OPPONENT	P/S	TACKLES							INTERCEPTIONS					O. FUMB			ST				MISC		W/L	SCORE			
			TK	S	A	SK	YDS	TFL	YDS	QBH	NO	YDS	LG	TD	PD	FF	FR	TD	YDS	TK	S	A	FF			FR	S	A
01/10	at Saints	P	0	0	0	0.0	0.0	0	0	0	0	0	0	0	0	0	0	0	0	0	0	0	0	0	0	0	L	9-21
<b>2020 TOTALS</b>			<b>1-0</b>	<b>0</b>	<b>0</b>	<b>0</b>	<b>0.0</b>	<b>0.0</b>	<b>0</b>	<b>0</b>	<b>0</b>	<b>0</b>	<b>0</b>	<b>0</b>	<b>0</b>	<b>0</b>	<b>0</b>	<b>0</b>	<b>0</b>	<b>0</b>	<b>0</b>	<b>0</b>	<b>0</b>	<b>0</b>	<b>0</b>	<b>0</b>	<b>0-1</b>	



20 1.00 yrs (over the season)  
**LEVI WALLACE**  
 CORNERBACK

**HEIGHT:** 6-0  
**WEIGHT:** 179  
**COLLEGE:** Alabama  
**BORN:** June 12, 1995

**BIRTHPLACE:** Tucson, AZ  
**HOW ACQUIRED:** UFA '22  
**NFL EXPERIENCE:** 5th year

### PRO CAREER

- ✦ Has played in 52 games (52 starts) over his four-year NFL career (Buffalo 2018-21)
- ✦ His 52 starts are the most by an undrafted free agent defensive back since 2011
- ✦ David Andrews, New England (57, 2015-18), Byron Bell, Carolina (56, 2011-14) and Andrew Norwell, Carolina (54, 2014-17) are the only undrafted players with more starts over their first four years in the League since 2011
- ✦ Registered 219 tackles, 171 solo, seven TFL, two QB hits, six interceptions, 30 passes defended and one fumble recovery with the Bills
- ✦ Made NFL debut in Week 1 of 2018 (at N.Y. Jets)
- ✦ Made NFL starting debut in Week 1 of 2018 (at N.Y. Jets)

#### 2021 (BILLS)

- ✦ Played in and started all 17 regular-season games
- ✦ Led Buffalo with 10 passes defended and ranked third on the Bills with two interceptions
- ✦ Registered a career-best three takeaways (added a fumble recovery)
- ✦ Recorded 58 tackles, 47 solo, and one TFL
- ✦ Registered his first career postseason interception (vs. New England, Jan. 15, 2022)

#### 2020 (BILLS)

- ✦ Played in and started 12 regular-season games
- ✦ Recorded 48 tackles, 34 solo, one TFL, one quarterback hit, two interceptions and eight passes defended
- ✦ Posted first career sack (Lamar Jackson) in playoff game vs. Baltimore (Jan. 16, 2021)
- ✦ Sealed victory at Pittsburgh (Dec. 13, 2020) with a fourth quarter interception
- ✦ Registered a career-high 10 tackles at San Francisco (Dec. 7)
- ✦ Collected a career-best three passes defended vs. Pittsburgh (Dec. 13)

#### 2019 (BILLS)

- ✦ Played in and started all 16 regular-season games
- ✦ Recorded a career-best 76 tackles, 66 solo, career-high four TFL, two interceptions and nine passes defended
- ✦ Registered first career interception in the final seconds of a 17-10 victory at Pittsburgh (Dec. 15, 2019)

#### 2018 (BILLS)

- ✦ Played in and started seven regular-season games
- ✦ Recorded a 37 tackles, 24 solo, one TFL, one quarterback hit and three passes defended
- ✦ Finished first career interception in the final seconds of a 17-10 victory at Pittsburgh (Dec. 15, 2019)

### TRANSACTIONS

- ✦ Signed a two-year contract with Pittsburgh on Mar. 15, 2022
- ✦ Signed a one-year contract with Buffalo on Mar. 17, 2021
- ✦ Signed a one-year contract with the Bills on Mar. 10, 2020
- ✦ Promoted to the Buffalo active roster on Nov. 6, 2018
- ✦ Signed to the Bills practice squad on Sept. 3, 2018
- ✦ Waived by Buffalo on Sept. 1, 2018
- ✦ Signed with the Bills as an undrafted free agent on May 1, 2018

### COLLEGE

- ✦ A former walk-on at Alabama, Wallace not only earned a scholarship with the Crimson Tide but also a starting role on their National Championship squad in 2017 (alongside current Steelers' safety Minkah Fitzpatrick)
- ✦ Played in 25 games for Alabama and registered 59 tackles, 38 solo, 4.5 TFL, 2.0 sacks, three interceptions and 20 passes defended
- ✦ Registered 48 tackles, including 4.5 tackles for loss (-22 yards) and two sacks (-18 yards) as a senior in 2017
- ✦ Paced the Tide in pass breakups with 15 and led the SEC in passes defended with 18 in 2017
- ✦ Finished 21st nationally in passes defended and was selected as a semifinalist for the Jim Thorpe Award, joining teammate Minkah Fitzpatrick on the list
- ✦ Tied for second on the team in interceptions with three, one of which he returned for a touchdown, in 2017
- ✦ Tabbed a Second Team All-SEC honoree by the Associated Press in 2017
- ✦ Earned his degree in business with a sales certification

### PERSONAL

- ✦ Attended Tucson High School (Tucson, Ariz.)
- ✦ Son of Wendy and the late Walter Wallace, he has a younger brother, Lawrence
- ✦ In 2020 offseason, teamed up with the American Cancer Society to raise money and aware during a live stream event of him playing Fortnite with former Bills and Alabama teammates
- ✦ Lost an aunt to breast cancer and grandfather to prostate cancer

COMMUNITY

- ✦ Hosts a golf tournament to raise funds for his foundation
- ✦ Volunteered at Buffalo City Mission, a shelter that provides shelter, hot meals, counseling and recuperative care to the homeless by serving meals.
- ✦ Reads to children at daycares and centers
- ✦ Levi Wallace Foundation: Helping to bridge the gap in marginalized communities by providing the youth with impactful opportunities, resources, and programs that will not only maximize their potential, but directly highlight their growth.

LEVI WALLACE'S NFL REGULAR SEASON DEFENSIVE STATISTICS

DATE	TEAM	GP	GS	TK	S	A	TACKLES				INTERCEPTIONS				O. FUMB				ST				MISC.					
							TFL	YDS	SK	YDS	QBH	NO	YDS	LG	TD	PD	FF	FR	TD	YDS	TK	S	A	FF	FR	S	A	
2018	Bills	7	7	37	24	13	1	1	0.0	0.0	1	0	0	0	3	0	0	0	0	0	0	0	0	0	0	0	0	0
2019	Bills	16	16	76	66	10	4	4	0.0	0.0	0	2	2	2	9	0	0	0	0	0	0	0	0	0	0	0	0	0
2020	Bills	12	12	48	34	14	1	2	0.0	0.0	1	2	0	0	8	0	0	0	0	0	0	0	0	0	0	0	0	0
2021	Bills	17	17	58	47	11	1	4	0.0	0.0	0	2	29	15	0	10	0	1	0	0	0	0	0	0	0	0	0	0
<b>NFL TOTALS</b>		<b>52</b>	<b>52</b>	<b>219</b>	<b>171</b>	<b>48</b>	<b>7</b>	<b>11</b>	<b>0.0</b>	<b>0.0</b>	<b>2</b>	<b>6</b>	<b>31</b>	<b>15</b>	<b>0</b>	<b>30</b>	<b>0</b>	<b>1</b>	<b>0</b>	<b>0</b>	<b>0</b>	<b>0</b>	<b>0</b>	<b>0</b>	<b>0</b>	<b>0</b>	<b>0</b>	<b>0</b>

LEVI WALLACE'S NFL POSTSEASON DEFENSIVE STATISTICS

DATE	TEAM	GP	GS	TK	S	A	TACKLES				INTERCEPTIONS				O. FUMB				ST				MISC.				
							TFL	YDS	SK	YDS	QBH	NO	YDS	LG	TD	PD	FF	FR	TD	YDS	TK	S	A	FF	FR	S	A
2019	Bills	0	0	0	0	0	0	0.0	0.0	0	0	0	0	0	0	0	0	0	0	0	0	0	0	0	0	0	0
2020	Bills	3	3	12	8	4	2	11	1.0	11.0	1	0	0	0	1	0	0	0	0	0	0	0	0	0	0	0	0
2021	Bills	2	2	11	8	3	1	2	0.0	0.0	0	1	0	0	1	0	0	0	0	0	0	0	0	0	0	0	0
<b>NFL TOTALS</b>		<b>5</b>	<b>5</b>	<b>23</b>	<b>16</b>	<b>7</b>	<b>3</b>	<b>13</b>	<b>1.0</b>	<b>11.0</b>	<b>1</b>	<b>1</b>	<b>0</b>	<b>0</b>	<b>1</b>	<b>1</b>	<b>0</b>	<b>0</b>	<b>0</b>	<b>0</b>	<b>0</b>	<b>0</b>	<b>0</b>	<b>0</b>	<b>0</b>	<b>0</b>	<b>0</b>

SINGLE-GAME HIGHS: DEFENSIVE

- Total Tackles**
  - 10 at San Francisco 49ers, Dec 07, 2020
  - 10 at Miami Dolphins, Sep 20, 2020
  - 8 at New York Giants, Sep 15, 2019
- Solo Tackles**
  - 7 at San Francisco 49ers, Dec 07, 2020
  - ...3 more at 7.
- Passes Defensed**
  - 3 vs. Pittsburgh Steelers, Dec 13, 2020
  - 2 at Miami Dolphins, Sep 19, 2021
  - ...1 more at 2.
- Fumble Recoveries**
  - 1 at Jacksonville Jaguars, Nov 07, 2021
- Tackles For Loss**
  - 1 at Jacksonville Jaguars, Nov 07, 2021
  - 1 vs. New York Jets, Sep 13, 2020
  - ...5 more at 1.
- Interceptions**
  - 1 at New York Jets, Nov 14, 2021
  - 1 at Miami Dolphins, Sep 19, 2021
  - ...4 more at 1.
- Interception Return Yards**
  - 15 at New York Jets, Nov 14, 2021
  - 14 at Miami Dolphins, Sep 19, 2021

SINGLE-GAME HIGHS - POSTSEASON: DEFENSIVE

- Total Tackles**
  - 6 at Kansas City Chiefs, Jan 23, 2022
  - 6 vs. Baltimore Ravens, Jan 16, 2021
  - 5 vs. New England Patriots, Jan 15, 2022
  - 3 at Kansas City Chiefs, Jan 24, 2021
  - 3 vs. Indianapolis Colts, Jan 09, 2021
- Solo Tackles**
  - 4 at Kansas City Chiefs, Jan 23, 2022
  - 4 vs. New England Patriots, Jan 15, 2022
  - 3 vs. Baltimore Ravens, Jan 16, 2021
  - 3 vs. Indianapolis Colts, Jan 09, 2021
  - 2 at Kansas City Chiefs, Jan 24, 2021
- Sacks**
  - 1.0 vs. Baltimore Ravens, Jan 16, 2021
- Passes Defensed**
  - 1 vs. New England Patriots, Jan 15, 2022
- Forced Fumbles**
  - 1 vs. Indianapolis Colts, Jan 09, 2021
- Tackles For Loss**
  - 1 at Kansas City Chiefs, Jan 23, 2022
  - 1 vs. Baltimore Ravens, Jan 16, 2021
  - 1 vs. Indianapolis Colts, Jan 09, 2021
- Interceptions**
  - 1 vs. New England Patriots, Jan 15, 2022

2021 GAME-BY-GAME REGULAR-SEASON STATISTICS (BILLS)

DATE	OPPONENT	P/S	TK	S	A	SK	YDS	TFL	YDS	QBH	INTERCEPTIONS				O. FUMB				ST				MISC.		W/L	SCORE		
											NO	YDS	LG	TD	PD	FF	FR	TD	YDS	TK	S	A	FF	FR			S	A
09/12	Steelers	S	4	4	0	0.0	0.0	0	0	0	0	0	0	1	0	0	0	0	0	0	0	0	0	0	L	16-23		
09/19	at Dolphins	S	2	2	0	0.0	0.0	0	0	0	1	14	14	0	2	0	0	0	0	0	0	0	0	0	W	35-0		
09/26	Football Team	S	2	2	0	0.0	0.0	0	0	0	0	0	0	0	0	0	0	0	0	0	0	0	0	0	W	43-21		
10/03	Texans	S	2	2	0	0.0	0.0	0	0	0	0	0	0	1	0	0	0	0	0	0	0	0	0	0	W	40-0		
10/10	at Chiefs	S	6	5	1	0.0	0.0	0	0	0	0	0	0	0	0	0	0	0	0	0	0	0	0	0	W	38-20		
10/18	at Titans	S	3	3	0	0.0	0.0	0	0	0	0	0	0	1	0	0	0	0	0	0	0	0	0	0	L	31-34		
10/31	Dolphins	S	5	5	0	0.0	0.0	0	0	0	0	0	0	1	0	0	0	0	0	0	0	0	0	0	W	26-11		
11/07	at Jaguars	S	7	6	1	0.0	0.0	1	4	0	0	0	0	1	0	1	0	0	0	0	0	0	0	0	L	6-9		
11/14	at Jets	S	2	2	0	0.0	0.0	0	0	0	1	15	15	0	1	0	0	0	0	0	0	0	0	0	W	45-17		
11/21	Colts	S	4	3	1	0.0	0.0	0	0	0	0	0	0	0	0	0	0	0	0	0	0	0	0	0	L	15-41		
11/25	at Saints	S	3	1	2	0.0	0.0	0	0	0	0	0	0	0	0	0	0	0	0	0	0	0	0	0	W	31-6		
12/06	Patriots	S	3	1	2	0.0	0.0	0	0	0	0	0	0	0	0	0	0	0	0	0	0	0	0	0	L	10-14		
12/12	at Buccaneers	S	2	1	1	0.0	0.0	0	0	0	0	0	0	0	0	0	0	0	0	0	0	0	0	0	L	27-33+		
12/19	Panthers	S	4	4	0	0.0	0.0	0	0	0	0	0	0	1	0	0	0	0	0	0	0	0	0	0	W	31-14		
12/26	at Patriots	S	1	1	0	0.0	0.0	0	0	0	0	0	0	0	0	0	0	0	0	0	0	0	0	0	W	33-21		
01/02	Falcons	S	5	3	2	0.0	0.0	0	0	0	0	0	0	1	0	0	0	0	0	0	0	0	0	0	W	29-15		
01/09	Jets	S	3	2	1	0.0	0.0	0	0	0	0	0	0	0	0	0	0	0	0	0	0	0	0	0	W	27-10		
<b>2021 TOTALS</b>		<b>17-17</b>	<b>58</b>	<b>47</b>	<b>11</b>	<b>0.0</b>	<b>0.0</b>	<b>1</b>	<b>4</b>	<b>0</b>	<b>2</b>	<b>29</b>	<b>15</b>	<b>0</b>	<b>10</b>	<b>0</b>	<b>1</b>	<b>0</b>	<b>0</b>	<b>0</b>	<b>0</b>	<b>0</b>	<b>0</b>	<b>0</b>	<b>0</b>	<b>0</b>	<b>0</b>	<b>11-6</b>

+ Overtime

2020 GAME-BY-GAME REGULAR-SEASON STATISTICS (BILLS)

DATE	OPPONENT	P/S	TACKLES							INTERCEPTIONS				O. FUMB			ST			MISC		W/L	SCORE				
			TK	S	A	SK	YDS	TFL	YDS	QBH	NO	YDS	LG	TD	PD	FF	FR	TD	YDS	TK	S			A	FF	FR	S
09/13	Jets	S	2	2	0	0.0	0.0	1	2	0	0	0	0	0	0	0	0	0	0	0	0	0	0	0	0	W	27-17
09/20	at Dolphins	S	10	7	3	0.0	0.0	0	0	0	0	0	0	1	0	0	0	0	0	0	0	0	0	0	0	W	31-28
09/27	Rams	S	9	6	3	0.0	0.0	0	0	0	1	0	0	0	1	0	0	0	0	0	0	0	0	0	0	W	35-32
10/04	at Raiders	S	1	0	1	0.0	0.0	0	0	0	0	0	0	0	0	0	0	0	0	0	0	0	0	0	0	W	30-23
10/13	at Titans	DID NOT PLAY																							L	16-42	
10/19	Chiefs	DID NOT PLAY																							L	17-26	
10/25	at Jets	DID NOT PLAY																							W	18-10	
11/01	Patriots	S	2	2	0	0.0	0.0	0	0	0	0	0	0	0	0	0	0	0	0	0	0	0	0	0	0	W	24-21
11/08	Seahawks	S	0	0	0	0.0	0.0	0	0	0	0	0	0	0	0	0	0	0	0	0	0	0	0	0	0	W	44-34
11/15	at Cardinals	DID NOT PLAY																							L	30-32	
11/29	Chargers	S	7	3	4	0.0	0.0	0	0	0	0	0	0	0	0	0	0	0	0	0	0	0	0	0	0	W	27-17
12/07	at 49ers	S	10	7	3	0.0	0.0	0	0	1	0	0	0	0	0	0	0	0	0	0	0	0	0	0	0	W	34-24
12/13	Steelers	S	1	1	0	0.0	0.0	0	0	0	1	0	0	0	3	0	0	0	0	0	0	0	0	0	0	W	26-15
12/19	at Broncos	S	2	2	0	0.0	0.0	0	0	0	0	0	0	1	0	0	0	0	0	0	0	0	0	0	0	W	48-19
12/28	at Patriots	S	1	1	0	0.0	0.0	0	0	0	0	0	0	0	1	0	0	0	0	0	0	0	0	0	0	W	38-9
01/03	Dolphins	S	3	3	0	0.0	0.0	0	0	0	0	0	0	0	0	0	0	0	0	0	0	0	0	0	0	W	56-26
2020 TOTALS		12-12	48	34	14	0.0	0.0	1	2	1	2	0	0	0	8	0	0	0	0	0	0	0	0	0	0	13-3	

2019 GAME-BY-GAME REGULAR-SEASON STATISTICS (BILLS)

DATE	OPPONENT	P/S	TACKLES							INTERCEPTIONS				O. FUMB			ST			MISC		W/L	SCORE				
			TK	S	A	SK	YDS	TFL	YDS	QBH	NO	YDS	LG	TD	PD	FF	FR	TD	YDS	TK	S			A	FF	FR	S
09/08	at Jets	S	5	4	1	0.0	0.0	0	0	0	0	0	0	0	2	0	0	0	0	0	0	0	0	0	0	W	17-16
09/15	at Giants	S	8	8	0	0.0	0.0	0	0	0	0	0	0	1	0	0	0	0	0	0	0	0	0	0	0	W	28-14
09/22	Bengals	S	2	2	0	0.0	0.0	0	0	0	0	0	0	0	0	0	0	0	0	0	0	0	0	0	0	W	21-17
09/29	Patriots	S	6	4	2	0.0	0.0	0	0	0	0	0	0	1	0	0	0	0	0	0	0	0	0	0	0	L	10-16
10/06	at Titans	S	3	2	1	0.0	0.0	0	0	0	0	0	0	0	0	0	0	0	0	0	0	0	0	0	0	W	14-7
10/20	Dolphins	S	7	7	0	0.0	0.0	0	0	0	0	0	0	1	0	0	0	0	0	0	0	0	0	0	0	W	31-21
10/27	Eagles	S	4	4	0	0.0	0.0	1	1	0	0	0	0	1	0	0	0	0	0	0	0	0	0	0	0	L	13-31
11/03	Redskins	S	4	3	1	0.0	0.0	0	0	0	0	0	0	0	0	0	0	0	0	0	0	0	0	0	0	W	24-9
11/10	at Browns	S	8	7	1	0.0	0.0	1	3	0	0	0	0	0	0	0	0	0	0	0	0	0	0	0	0	L	16-19
11/17	at Dolphins	S	4	3	1	0.0	0.0	0	0	0	0	0	0	0	0	0	0	0	0	0	0	0	0	0	0	W	37-20
11/24	Broncos	S	4	4	0	0.0	0.0	1	0	0	0	0	0	0	0	0	0	0	0	0	0	0	0	0	0	W	20-3
11/28	at Cowboys	S	6	5	1	0.0	0.0	0	0	0	0	0	0	1	0	0	0	0	0	0	0	0	0	0	0	W	26-15
12/08	Ravens	S	4	4	0	0.0	0.0	0	0	0	0	0	0	0	0	0	0	0	0	0	0	0	0	0	0	L	17-24
12/15	at Steelers	S	6	5	1	0.0	0.0	0	0	0	1	0	0	0	1	0	0	0	0	0	0	0	0	0	0	W	17-10
12/21	at Patriots	S	3	2	1	0.0	0.0	1	0	0	0	0	0	0	0	0	0	0	0	0	0	0	0	0	0	L	17-24
12/29	Jets	S	2	2	0	0.0	0.0	0	0	0	1	2	2	0	1	0	0	0	0	0	0	0	0	0	0	L	6-13
2019 TOTALS		16-16	76	66	10	0.0	0.0	4	4	0	2	2	2	0	9	0	0	0	0	0	0	0	0	0	0	10-6	

2018 GAME-BY-GAME REGULAR-SEASON STATISTICS (BILLS)

DATE	OPPONENT	P/S	TACKLES							INTERCEPTIONS				O. FUMB			ST			MISC		W/L	SCORE				
			TK	S	A	SK	YDS	TFL	YDS	QBH	NO	YDS	LG	TD	PD	FF	FR	TD	YDS	TK	S			A	FF	FR	S
09/09	at Ravens	PRACTICE SQUAD																							L	3-47	
09/16	Chargers	PRACTICE SQUAD																							L	20-31	
09/23	at Vikings	PRACTICE SQUAD																							W	27-6	
09/30	at Packers	PRACTICE SQUAD																							L	0-22	
10/07	Titans	PRACTICE SQUAD																							W	13-12	
10/14	at Texans	PRACTICE SQUAD																							L	13-20	
10/21	at Colts	PRACTICE SQUAD																							L	5-37	
10/29	Patriots	PRACTICE SQUAD																							L	6-25	
11/04	Bears	PRACTICE SQUAD																							L	9-41	
11/11	at Jets	S	1	0	1	0.0	0.0	0	0	0	0	0	0	1	0	0	0	0	0	0	0	0	0	0	0	W	41-10
11/25	Jaguars	S	5	4	1	0.0	0.0	0	0	0	0	0	0	0	0	0	0	0	0	0	0	0	0	0	0	W	24-21
12/02	at Dolphins	S	4	2	2	0.0	0.0	0	0	0	0	0	0	0	0	0	0	0	0	0	0	0	0	0	0	L	17-21
12/09	Jets	S	6	5	1	0.0	0.0	0	0	0	0	0	0	1	0	0	0	0	0	0	0	0	0	0	0	L	23-27
12/16	Lions	S	6	3	3	0.0	0.0	1	1	0	0	0	0	0	0	0	0	0	0	0	0	0	0	0	0	W	14-13
12/23	at Patriots	S	8	4	4	0.0	0.0	0	0	0	0	0	0	0	0	0	0	0	0	0	0	0	0	0	0	L	12-24
12/30	Dolphins	S	7	6	1	0.0	0.0	0	0	1	0	0	0	0	1	0	0	0	0	0	0	0	0	0	0	W	42-17
2018 TOTALS		7-7	37	24	13	0.0	0.0	1	1	1	0	0	0	3	0	0	0	0	0	0	0	0	0	0	0	6-10	

2021 GAME-BY-GAME POSTSEASON STATISTICS (BILLS)

DATE	OPPONENT	P/S	TACKLES							INTERCEPTIONS				O. FUMB			ST			MISC		W/L	SCORE					
			TK	S	A	SK	YDS	TFL	YDS	QBH	NO	YDS	LG	TD	PD	FF	FR	TD	YDS	TK	S			A	FF	FR	S	A
01/15	Patriots	S	5	4	1	0.0	0.0	0	0	0	0	0	0	0	1	0	0	0	0	0	0	0	0	0	0	0	W	47-17
01/23	at Chiefs	S	6	4	2	0.0	0.0	1	2	0	0	0	0	0	0	0	0	0	0	0	0	0	0	0	0	0	L	36-42+
2021 TOTALS		2-2	11	8	3	0.0	0.0	1	2	0	1	0	0	0	1	0	0	0	0	0	0	0	0	0	0	0	1-1	

+ Overtime

2020 GAME-BY-GAME POSTSEASON STATISTICS (BILLS)

DATE	OPPONENT	P/S	TACKLES							INTERCEPTIONS				O. FUMB			ST			MISC		W/L	SCORE				
			TK	S	A	SK	YDS	TFL	YDS	QBH	NO	YDS	LG	TD	PD	FF	FR	TD	YDS	TK	S			A	FF	FR	S
01/09	Colts	S	3	3	0	0.0	0.0	1	0	0	0	0	0	0	1	0	0	0	0	0	0	0	0	0	0	W	27-24
01/16	Ravens	S	6	3	3	1.0	11.0	1	11	1	0	0	0	0	0	0	0	0	0	0	0	0	0	0	0	W	17-3
01/24	at Chiefs	S	3	2	1	0.0	0.0	0	0	0	0	0	0	0	0	0	0	0	0	0	0	0	0	0	0	L	24-38
2020 TOTALS		3-3	12	8	4	1.0	11.0	2	11																		

## 2019 GAME-BY-GAME POSTSEASON STATISTICS (BILLS)

DATE	OPPONENT	P/S	TACKLES							INTERCEPTIONS					O. FUMB			ST					MISC		W/L	SCORE	
			TK	S	A	SK	YDS	TFL	YDS	QBH	NO	YDS	LG	TD	PD	FF	FR	TD	YDS	TK	S	A	FF	FR			S
01/04	at Texans																									L	19-22+
2019 TOTALS			0	0	0	0.0	0.0	0	0	0	0	0	0	0	0	0	0	0	0	0	0	0	0	0	0	0-1	

+- Overtime



**30 JAYLEN WARREN**  
RUNNING BACK

<b>HEIGHT:</b> 5-8	<b>BIRTHPLACE:</b> Cottonwoods Heights, UT
<b>WEIGHT:</b> 215	<b>HOW ACQUIRED:</b> UDFA 22
<b>COLLEGE:</b> Oklahoma State	<b>NFL EXPERIENCE:</b> R
<b>BORN:</b> November 1, 1998	

### PRO CAREER

- ✦ Has yet to make NFL debut

### TRANSACTIONS

- ✦ Signed as an undrafted free agent with Pittsburgh on May 2, 2022

### COLLEGE

- ✦ A JUCO product (Snow College, 2018) who played two years at Utah State (2019-20) before transferring to Oklahoma State for his final collegiate season (2021)
- ✦ Rushed for 2,126 yards and 19TDs on 407 carries (5.0 yards/rush) in 29 career college games
- ✦ Named the 2021 Big 12 Offensive Newcomer of the Year by the league's head coaches
- ✦ Voted as a captain by his teammates at the end of his lone season in Stillwater
- ✦ One of seven finalists for the 2021 Polynesian College Football Player of the Year Award
- ✦ Finished 2021 ranked in top 25 among all FBS players with 1,216 rushing yards and 11 carries of at least 20 yards
- ✦ Ranked 28th in the FBS with 1,441 yards from scrimmage in 2021
- ✦ His '21 season rushing total tied for 19th-most in a single season in school history
- ✦ Started the final 12 games of the year and played in all 14, although he was available for just the first two snaps with no carries due to an injury in the Big 12 Championship game
- ✦ His 256 carries led the team and his 25 catches were the third-most on the team
- ✦ Scored 11 rushing TDs on the year
- ✦ Finished with five 100-yard rushing performances, including 218 vs. Boise State, 193 vs. Texas, 125 vs. Baylor, 123 vs. Kansas State and 113 vs. TCU
- ✦ Had OSU's longest rush (75-yard TD run at Boise State) and reception (52-yard catch vs. K-State) of the year
- ✦ Had two of the top six single-game rushing yardage totals in the Big 12, including No. 2 (218 at Boise State) and No. 6 (193 at Texas)
- ✦ Received five Big 12 weekly honors, which marked two more than any other player in the conference

### PERSONAL

- ✦ Derrell Jaylen Warren was born Nov. 1, 1998, in Clinton, North Carolina
- ✦ Son of Derrick and Salaneta Warren
- ✦ Graduated with a degree in sociology
- ✦ Named the 2016 Deseret News' Mr. Football and the Salt Lake Tribune Player of the Year after leading East to an undefeated 14-0 season and second consecutive Class 4A state championship
- ✦ Helped the Leopards lead the nation in rushing with 6,797 yards (485.5 ypg)
- ✦ Totaled 3,099 yards rushing during his senior season to shatter the 37-year-old single-season state rushing record, while becoming the first player in the history of Utah high school football to ever reach the 3,000-yard mark
- ✦ Tied a single-season state record with 38 rushing touchdowns as a senior in 2016



44

DEREK WATT

FULLBACK

HEIGHT: 6-2

WEIGHT: 234

COLLEGE: Wisconsin

BORN: November 7, 1992

BIRTHPLACE: Pewaukee, WI

HOW ACQUIRED: UFA '20

NFL EXPERIENCE: 7th year

## PRO CAREER

- ✦ Has played in 93 games (17 starts) over his six-year NFL career (Chargers 2016-19; Steelers 2020-21)
- ✦ Has rushed for 50 yards and one TD on 20 carries (2.5 yards per rush)
- ✦ Has caught 13 passes for 167 yards
- ✦ Registered the first rushing TD of his career, and his first since high school, in the win at Jacksonville in 2019
- ✦ Has recorded 55 special teams tackles (39 solo) are the eighth-most in the NFL since entering the League in 2016
- ✦ His 51 special teams tackles (36 solo) are tied for the fourth-most in the NFL since 2017
- ✦ His 37 special teams tackles (27 solo) are the third-most in the NFL since 2019
- ✦ Registered 14 special teams tackles in 2021, which was tied for fifth in the NFL
- ✦ Recorded 16 special teams tackles in 2019, which tied for the NFL lead
- ✦ Only NFL player in 2019 with a rushing TD and at least 12 special teams tackles
- ✦ Named first alternate and second alternate, respectively, for special teams and fullback for 2020 Pro Bowl
- ✦ As a rookie with the Chargers in 2016, blocked for his two-year Wisconsin teammate (2013-14), Pro Bowl RB Melvin Gordon, to post 997 rushing yards and 10 TDs
- ✦ Made NFL debut in Week 1 of 2016 (at Kansas City)
- ✦ Made NFL starting debut in Week 2 of 2016 (vs. Jacksonville)

### 2021 (STEELERS)

- ✦ Played in all 17 regular-season games (four starts)
- ✦ Rushed for one yard on one carry
- ✦ Caught three passes for 15 yards
- ✦ Registered 14 special teams tackles (10 solo), which led the Steelers and was tied for fifth in the NFL
- ✦ His 10 solo special teams tackles led the team and were tied for the fourth-most in the League
- ✦ Caught his first pass of the season, a three-yard reception from QB Ben Roethlisberger, in Week 3 vs. Cincinnati

### 2020 (STEELERS)

- ✦ Saw action in 12 regular-season games (no starts), primarily on special teams
- ✦ Recorded seven tackles on special teams

### 2019 (CHARGERS)

- ✦ Saw action in all 16 regular-season games (two starts) at fullback
- ✦ Rushed for 10 yards and one TD on seven carries (1.2 yards per rush)
- ✦ Caught three passes for 32 yards
- ✦ Recorded 17 tackles on special teams
- ✦ Selected as a first alternate on special teams and a second alternate at fullback for the Pro Bowl
- ✦ Pro Football Journal First-Team All-AFC (fullback)
- ✦ Posted his first career rushing score, finishing with the TD and four yards on two carries (2.0 avg) in Week 14 at Jacksonville

### 2018 (CHARGERS)

- ✦ Played in all 16 regular-season games (five starts) at fullback
- ✦ Rushed for 11 yards on four carries (2.8 yards per rush)
- ✦ Caught one pass for two yards
- ✦ Recorded 6 tackles on special teams
- ✦ Played in both postseason games, registering a one-yard catch that nearly went for a TD
- ✦ Selected as a third alternate for the Pro Bowl
- ✦ Saw limited action with a thumb injury, appearing on eight offensive snaps, but pulled to the left to block LB Ramik Wilson on a 20-yard scoring run by Melvin Gordon in Week 3 vs. L.A. Rams
- ✦ Made his first start of the season at fullback, seeing time on 11 offensive plays and 14 on special teams, in Week 9 at Seattle; blocked CB Shaquill Griffin to help Melvin Gordon reach the end zone in the second quarter on a 34-yard carry
- ✦ Appeared on 10 offensive plays and 20 on special teams in the AFC Wild Card game at Baltimore – the first postseason action of his career; blocked CB Jimmy Smith to help spring CB Desmond King II free for a 72-yard kickoff return

### 2017 (CHARGERS)

- ✦ Appeared in all 16 regular-season games (four starts) at fullback, including the first back-to-back starts of his career
- ✦ Rushed for 24 yards on six carries (4.0 yards per rush)
- ✦ Caught two passes for 35 yards
- ✦ Registered 11 tackles on special teams
- ✦ Led the team with 335 snaps on special teams
- ✦ Posted a pair of special teams tackles on kickoff coverage, including one that forced the Giants to begin the drive inside their own 20 in Week 5 at N.Y. Giants
- ✦ Totaled two carries for 17 yards (8.5 avg.), including a career-long 17-yard carry and added a special teams tackle on kickoff coverage in Week 11 vs. Buffalo
- ✦ Extended his streak of games with a special teams tackle to seven in Week 16 at N.Y. Jets, pinning the Jets inside their 20-yard line on punt coverage; started at fullback and played six snaps on offense and a team-high 27 on special teams

## 2016 (CHARGERS)

- ✦ Appeared in all 16 regular-season games (two starts)
- ✦ Rushed for four yards on two carries (2.0 yards per rush)
- ✦ Caught four passes for 83 yards
- ✦ Helped his two-year Wisconsin teammate (2013-14), RB Melvin Gordon, rush for 997 yards and 10 TDs with Pro Bowl honors
- ✦ Pro Football Journal Second-Team All-Rookie (FB)
- ✦ Made the first start of his career, helping the offense post 150 rushing yards, in Week 2 vs. Jacksonville
- ✦ Posted a 53-yard reception to the Denver nine-yard line to set up an opening drive TD in Week 8 at Denver

## TRANSACTIONS

- ✦ Signed a three-year contract with Pittsburgh as a free agent on Mar. 17, 2020
- ✦ Signed a four-year contract with San Diego on May 9, 2016
- ✦ Drafted in the sixth round (198th overall) by the San Diego Chargers in the 2016 NFL Draft

## COLLEGE

- ✦ Played four seasons (2012-15) at Wisconsin after redshirting in 2011
- ✦ Blocked for a rushing attack that featured RB Melvin Gordon that posted the two highest single-season rushing averages in school history: 283.8 yards-per-game in 2013 and 320.1 yards-per-game in 2014
- ✦ Four-time Academic All-Big Ten (2012-15) and NFF Hampshire Honor Society in 2015
- ✦ Member of the school's Leadership Club

## PERSONAL

- ✦ Played high school football at Pewaukee High School (Pewaukee, Wis.)
- ✦ Named All-America by *USA Today* and *The Associated Press* Wisconsin Player of the Year as a senior
- ✦ Also earned first-team All-State, All-Conference and All-County honors as a senior
- ✦ Posted 2,685 rushing yards and 44 TDs for his prep career
- ✦ Lettered in football, baseball and track & field
- ✦ Was a member of National Honor Society and earned Academic All-Conference recognition
- ✦ Younger brother is Steelers' teammate and All-Pro LB T.J. Watt, and older brother is Arizona DE J.J. Watt, a three-time NFL Defensive Player of the Year
- ✦ All three brothers attended Wisconsin
- ✦ Married his wife, Gabriella, in February 2018
- ✦ The couple welcomed their first son, Logan, on their first wedding anniversary in February 2019 and second son, Brayden, in December 2020
- ✦ Earned a degree in marketing from Wisconsin
- ✦ Full name: Derek John Watt

## DEREK WATT'S NFL REGULAR SEASON RUSHING/RECEIVING STATISTICS

DATE	TEAM	GP	GS	RUSHING					RECEIVING				
				NO.	YDS.	AVG.	LG	TD	NO.	YDS.	AVG.	LG	TD
2016	Chargers	16	2	2	4	2.0	2	0	4	83	20.8	53	0
2017	Chargers	16	4	6	24	4.0	17	0	2	35	17.5	23	0
2018	Chargers	16	5	4	11	2.8	8	0	1	2	2.0	2	0
2019	Chargers	16	2	7	10	1.4	3	1	3	32	10.7	21	0
2020	Steelers	12	0	0	0	0.0	0	0	0	0	0.0	0	0
2021	Steelers	17	4	1	1	1.0	1	0	3	15	5.0	9	0
<b>NFL TOTALS</b>		<b>93</b>	<b>17</b>	<b>20</b>	<b>50</b>	<b>2.5</b>	<b>17</b>	<b>1</b>	<b>13</b>	<b>167</b>	<b>12.8</b>	<b>53</b>	<b>0</b>

## DEREK WATT'S NFL POSTSEASON RUSHING/RECEIVING STATISTICS

DATE	TEAM	GP	GS	RUSHING					RECEIVING				
				NO.	YDS.	AVG.	LG	TD	NO.	YDS.	AVG.	LG	TD
2018	Chargers	2	0	0	0	0.0	0	0	1	1	1.0	1	0
2020	Steelers	1	0	2	2	1.0	2	0	0	0	0.0	0	0
2021	Steelers	1	0	0	0	0.0	0	0	0	0	0.0	0	0
<b>NFL TOTALS</b>		<b>4</b>	<b>0</b>	<b>2</b>	<b>2</b>	<b>1.0</b>	<b>2</b>	<b>0</b>	<b>1</b>	<b>1</b>	<b>1.0</b>	<b>1</b>	<b>0</b>

## DEREK WATT'S NFL REGULAR SEASON RETURN STATISTICS

DATE	TEAM	KICKOFF RETURNS					PUNT RETURNS					
		RET.	YDS.	AVG.	LG	TD	NO.	FC	YDS.	AVG.	LG	TD
2016	Chargers	0	0	0.0	0	0	0	0	0	0.0	0	0
2017	Chargers	0	0	0.0	0	0	0	0	0	0.0	0	0
2018	Chargers	0	0	0.0	0	0	0	0	0	0.0	0	0
2019	Chargers	0	0	0.0	0	0	0	0	0	0.0	0	0
2020	Steelers	0	0	0.0	0	0	0	0	0	0.0	0	0
2021	Steelers	0	0	0.0	0	0	0	0	0	0.0	0	0
<b>NFL TOTALS</b>		<b>0</b>	<b>0</b>	<b>0.0</b>	<b>0</b>	<b>0</b>	<b>0</b>	<b>0</b>	<b>0</b>	<b>0.0</b>	<b>0</b>	<b>0</b>

## DEREK WATT'S NFL POSTSEASON RETURN STATISTICS

DATE	TEAM	KICKOFF RETURNS					PUNT RETURNS					
		RET.	YDS.	AVG.	LG	TD	NO.	FC	YDS.	AVG.	LG	TD
2018	Chargers	0	0	0.0	0	0	0	0	0	0.0	0	0
2020	Steelers	0	0	0.0	0	0	0	0	0	0.0	0	0
2021	Steelers	0	0	0.0	0	0	0	0	0	0.0	0	0
<b>NFL TOTALS</b>		<b>0</b>	<b>0</b>	<b>0.0</b>	<b>0</b>	<b>0</b>	<b>0</b>	<b>0</b>	<b>0</b>	<b>0.0</b>	<b>0</b>	<b>0</b>



## SINGLE-GAME HIGHS: RUSHING/RECEIVING

Rush Attempts	2 at Jacksonville Jaguars, Dec 08, 2019 2 vs. Indianapolis Colts, Sep 08, 2019 ...2 more at 2.	Longest Receptions	53 at Denver Broncos, Oct 30, 2016 23 at New York Jets, Dec 24, 2017
Rushing Yards	17 vs. Buffalo Bills, Nov 19, 2017 8 at Denver Broncos, Dec 30, 2018	All-Purpose Yards	53 at Denver Broncos, Oct 30, 2016 26 at New York Jets, Dec 24, 2017
Longest Runs	17 vs. Buffalo Bills, Nov 19, 2017 8 at Denver Broncos, Dec 30, 2018	Special Teams Tackles	5 at Oakland Raiders, Nov 07, 2019 3 vs. Cleveland Browns, Jan 03, 2022
Rushing TDs	1 at Jacksonville Jaguars, Dec 08, 2019	Most TDs	1 at Jacksonville Jaguars, Dec 08, 2019
Receptions	1 vs. Detroit Lions, Nov 14, 2021 1 vs. Chicago Bears, Nov 08, 2021 ...11 more at 1.	Miscellaneous Tackles	1 at Oakland Raiders, Oct 09, 2016
Receiving Yards	53 at Denver Broncos, Oct 30, 2016 23 at New York Jets, Dec 24, 2017		

## SINGLE-GAME HIGHS - POSTSEASON: RUSHING/RECEIVING

Rush Attempts	2 vs. Cleveland Browns, Jan 10, 2021	Receiving Yards	1 at Baltimore Ravens, Jan 06, 2019
Rushing Yards	2 vs. Cleveland Browns, Jan 10, 2021	Longest Receptions	1 at Baltimore Ravens, Jan 06, 2019
Longest Runs	2 vs. Cleveland Browns, Jan 10, 2021	All-Purpose Yards	2 vs. Cleveland Browns, Jan 10, 2021
Receptions	1 at Baltimore Ravens, Jan 06, 2019	Special Teams Tackles	1 at Jacksonville Jaguars, Dec 08, 2019 2 at Kansas City Chiefs, Jan 16, 2022 1 vs. Cleveland Browns, Jan 10, 2021

## 2021 GAME-BY-GAME REGULAR-SEASON STATISTICS (STEELERS)

DATE	OPPONENT	P/S	RUSHING					RECEIVING					W/L/T	SCORE
			NO.	YDS.	AVG.	LG	TD	NO.	YDS.	AVG.	LG	TD		
09/12	at Bills	P	0	0	0.0	0	0	0	0	0.0	0	0	W	23-16
09/19	Raiders	P	0	0	0.0	0	0	0	0	0.0	0	0	L	17-26
09/26	Bengals	P	0	0	0.0	0	0	1	3	3.0	3	0	L	10-24
10/03	at Packers	P	0	0	0.0	0	0	0	0	0.0	0	0	L	17-27
10/10	Broncos	P	0	0	0.0	0	0	0	0	0.0	0	0	W	27-19
10/17	Seahawks	S	0	0	0.0	0	0	0	0	0.0	0	0	W	23-20+
10/31	at Browns	P	0	0	0.0	0	0	0	0	0.0	0	0	W	15-10
11/08	Bears	S	0	0	0.0	0	0	1	3	3.0	3	0	W	29-27
11/14	Lions	P	0	0	0.0	0	0	1	9	9.0	9	0	T	16-16
11/21	at Chargers	P	0	0	0.0	0	0	0	0	0.0	0	0	L	37-41
11/28	at Bengals	P	0	0	0.0	0	0	0	0	0.0	0	0	L	10-41
12/05	Ravens	S	0	0	0.0	0	0	0	0	0.0	0	0	W	20-19
12/09	at Vikings	P	0	0	0.0	0	0	0	0	0.0	0	0	L	28-36
12/19	Titans	P	0	0	0.0	0	0	0	0	0.0	0	0	W	19-13
12/26	at Chiefs	P	0	0	0.0	0	0	0	0	0.0	0	0	L	10-36
01/03	Browns	P	1	1	1.0	1	0	0	0	0.0	0	0	W	26-14
01/09	at Ravens	S	0	0	0.0	0	0	0	0	0.0	0	0	W	16-13+
<b>2021 TOTALS</b>	<b>17-4</b>		<b>1</b>	<b>1</b>	<b>1.0</b>	<b>1</b>	<b>0</b>	<b>3</b>	<b>15</b>	<b>5.0</b>	<b>9</b>	<b>0</b>	<b>9-7-1</b>	

+ Overtime

## 2021 GAME-BY-GAME POSTSEASON STATISTICS (STEELERS)

DATE	OPPONENT	P/S	RUSHING					RECEIVING					W/L	SCORE
			NO.	YDS.	AVG.	LG	TD	NO.	YDS.	AVG.	LG	TD		
01/16	at Chiefs	P	0	0	0.0	0	0	0	0	0.0	0	0	L	21-42
<b>2021 TOTALS</b>	<b>1-0</b>		<b>0</b>	<b>0</b>	<b>0.0</b>	<b>0</b>	<b>0</b>	<b>0</b>	<b>0</b>	<b>0.0</b>	<b>0</b>	<b>0</b>	<b>0-1</b>	

## 2020 GAME-BY-GAME POSTSEASON STATISTICS (STEELERS)

DATE	OPPONENT	P/S	RUSHING					RECEIVING					W/L	SCORE
			NO.	YDS.	AVG.	LG	TD	NO.	YDS.	AVG.	LG	TD		
01/10	Browns	P	2	2	1.0	2	0	0	0	0.0	0	0	L	37-48
<b>2020 TOTALS</b>	<b>1-0</b>		<b>2</b>	<b>2</b>	<b>1.0</b>	<b>2</b>	<b>0</b>	<b>0</b>	<b>0</b>	<b>0.0</b>	<b>0</b>	<b>0</b>	<b>0-1</b>	

## 2018 GAME-BY-GAME POSTSEASON STATISTICS (CHARGERS)

DATE	OPPONENT	P/S	RUSHING					RECEIVING					W/L	SCORE
			NO.	YDS.	AVG.	LG	TD	NO.	YDS.	AVG.	LG	TD		
01/06	at Ravens	P	0	0	0.0	0	0	1	1	1.0	1	0	W	23-17
01/13	at Patriots	P	0	0	0.0	0	0	0	0	0.0	0	0	L	28-41
<b>2018 TOTALS</b>	<b>2-0</b>		<b>0</b>	<b>0</b>	<b>0.0</b>	<b>0</b>	<b>0</b>	<b>1</b>	<b>1</b>	<b>1.0</b>	<b>1</b>	<b>0</b>	<b>1-1</b>	



## T.J. WATT

LINEBACKER

HEIGHT: 6-4

WEIGHT: 252

COLLEGE: Wisconsin

BORN: October 11, 1984

BIRTHPLACE: Pewaukee, WI

HOW ACQUIRED: 01/17

NFL EXPERIENCE: 8th year



### PRO CAREER

- ✦ 2021 Associated Press Defensive Player of the Year
- ✦ Four-time Pro Bowler (2019, 2020, 2021, 2022)
- ✦ Three-time Associated Press First Team All-Pro (2019, 2020, 2021)
- ✦ Two-time Pro Football Writers of America (PFWA) First Team All-NFL (2020, 2021)
- ✦ 2021 PFWA Defensive Player of the Year
- ✦ 2021 Sporting News Defensive Player of the Year
- ✦ Led the NFL with 22.5 sacks (despite missing two full games and portions of four others), tied with Pro Football Hall of Famer Michael Strahan (22.5 sacks in 2001) for the most in a season since 1982, when the individual sack became an official statistic
- ✦ Fifth player to reach 22.0 sacks in a single season since 1982
- ✦ Twelfth player (13th season) to reach 20.0 sacks in a single season since 1982
- ✦ Second Pittsburgh player overall and the first since James Harrison in 2008 to receive the award, annually given to the League's top defensive player
- ✦ First linebacker to win the award since Baltimore's Terrell Suggs in 2011 and the ninth overall linebacker presented the PFWA Defensive Player of the Year honor
- ✦ Three-time Pittsburgh Steelers MVP (2019, 2020, 2021)
- ✦ First player in franchise history to earn Steelers' Most Valuable Player in three consecutive seasons
- ✦ Two-time Deacon Jones Award winner (2020, 2021)
- ✦ Two-time The Committee of 101 AFC Defensive Player of the Year (2020, 2021)
- ✦ Joined Hall of Famer Joe Greene as the only two Steelers to win the award more than once (Greene won the award in 1972 and 1974)
- ✦ Joined Reggie White (1987-88) and Mark Gastineau (1983-84) as the only players to lead the NFL in sacks in back-to-back seasons
- ✦ Second player since 1982, when the individual sack became an official statistic, to record at least 13 in four consecutive seasons, joining Pro Football Hall of Famer Reggie White, who did it twice (1985-88 and 1990-93)
- ✦ Third player in NFL history with at least 14.5 sacks in three consecutive seasons, joining Jared Allen (2007-09) and Reggie White (1986-88).
- ✦ Joined Reggie White (four) as the only players to record at least 13 sacks in four of their first five seasons since 1982, when the individual sack became an official NFL statistic (he recorded 13 sacks in 2018, 14.5 sacks in 2019, 15.0 sacks in 2020 and 22.5 sacks in 2021)
- ✦ Third player since 1982 to record at least 70 sacks over his first five seasons, joining Reggie White (81) and J.J. Watt (74.5)
- ✦ His 72.0 career sacks are the fourth-most in franchise history, behind L.C. Greenwood (73.5), Jason Gildon (77.0) and James Harrison (80.5)
- ✦ Has registered at least 13.0 sacks in four of his five seasons in the NFL, which is already tied for the fourth-most 13.0 or more sack seasons in League history
- ✦ Only active player in the NFL with at least 13.0 sacks in each of the last four seasons
- ✦ First player in franchise history with 14.0 or more sacks in multiple seasons
- ✦ Has played in 77 games (77 starts) over his five-year NFL career (all with the Steelers)
- ✦ Registered 292 tackles, (215 solo), 150 quarterback hits, 80 tackles for loss, 72.0 sacks, 32 passes defended, 22 forced fumbles, four interceptions and seven fumble recoveries
- ✦ Has averaged 0.94 sacks/game since entering the League back in 2017, which is the best in NFL history (min. 70 games started)
- ✦ His 72.0 sacks since entering the NFL in 2017 are the most in the League over the span
- ✦ His 150 QB hits since entering the NFL in 2017 are the most in the League over the span
- ✦ His 80 tackles for loss since entering the NFL in 2017 are the second-most in the League over the span
- ✦ Leads the NFL in forced fumbles (22) since entering the NFL in 2017
- ✦ Reached 70+ sacks in his 76th career game, which is the third-fewest games to that total since 1982
- ✦ Reached 60+ sacks in his 69th career game, which is the fourth-fewest games to that total since 1982
- ✦ Reached 50+ sacks in his 63rd career game, which is the 10th-fewest games to that total since 1982
- ✦ Ninth linebacker with at least 20.0 sacks in a player's first two seasons (since sacks became official in 1982)
- ✦ Associated Press Second Team All-Pro (2020)
- ✦ AFC Defensive Player of the Month (November 2019)
- ✦ Sporting News All-Pro, PFWA All-NFL Team and PFWA All-AFC Team (2019)
- ✦ AFC Defensive Player of the Week (Weeks 1 and 5 of 2018; Week 2 of 2020; Weeks 6, 13 and 17 of 2021)
- ✦ Recorded at least 1.5 sacks in 20 career games
- ✦ Registered at least 2.0 sacks in 16 career games
- ✦ Registered at least 3.0 sacks in five career games
- ✦ Has sacked 33 different quarterbacks in his career, including 19 more than once
- ✦ Has recorded 50.0 sacks in 40 career games at Acrisure Stadium, including at least half a sack in 27 of the last 30 home games, and no player (Derrick Thomas had 46.5) has registered more sacks over the first 40 career home games in NFL history
- ✦ Made NFL debut in Week 1 of 2017 (at Cleveland)
- ✦ Made NFL starting debut in Week 1 of 2017 (at Cleveland)

**2021 (STEELERS)**

- ✦ Played in 15 regular-season games (15 starts)
- ✦ Led the NFL with 22.5 sacks (despite missing two full games and portions of four others), tied with Pro Football Hall of Famer Michael Strahan (22.5 sacks in 2001) for the most in a season since 1982, when the individual sack became an official statistic
- ✦ In addition to his 22.5 sacks, he also led the NFL in tackles for loss (21), quarterback hits (39) and fumble recoveries (3)
- ✦ Registered 64 tackles (48 solo), seven passes defended and five forced fumbles
- ✦ Led the NFL in 2021 with 1.50 sacks per game (min. 12 games)
- ✦ His average of 1.50 sacks per game in 2021 is the second-highest in single season NFL history (min. 12 games)
- ✦ Registered 22.5 sacks, 21 tackles for loss and 39 quarterback hits in 2021 – all of which lead the NFL
- ✦ Seventh player to lead the NFL in sacks, tackles for loss and quarterback hits in the same season since 2006 when quarterback hits became an officially recognized statistic
- ✦ Fifth player to reach 22.0 sacks in a single season since 1982
- ✦ Twelfth player (13th season) to reach 20.0 sacks in a single season since 1982
- ✦ Joined Reggie White (1987-88) and Mark Gastineau (1983-84) as the only players to lead the NFL in sacks in back-to-back seasons
- ✦ Registered at least 1.5 sacks in nine games (most in NFL)
- ✦ Joined Reggie White (1987 – NFL Defensive Player of the Year) as the only players to have nine games with 1.5+ sacks in a season
- ✦ Pittsburgh was 8-2-1 in games in which he had 1.0+ sack and 1-5 in games he didn't record a sack
- ✦ Recorded 12.5 sacks in the second half and overtime (most in NFL)
- ✦ Only four players had more sacks in the second half and overtime (12.5) than him since 2000
- ✦ Registered five tackles, including a career-high 4.0 sacks, three tackles for loss, two passes defended and five QB hits in Week 17 vs. Cleveland
- ✦ Recorded 3.5 sacks in Week 13 vs. Baltimore

**2020 (STEELERS)**

- ✦ Named a defensive captain for the first time
- ✦ Started all 15 games he played in during the regular season and one playoff game
- ✦ Recorded 15.0 sacks, 23 tackles for loss and 41 quarterback hits – third player since at least 2006 to record at least 15.0 sacks, 23 tackles for loss and 40 quarterback hits in a season (J.J. Watt; 2012, 2014, 2015 and Aaron Donald; 2018)
- ✦ In addition to his 15.0 sacks, 23 tackles for loss and 41 quarterback hits, which all led the NFL, had seven passes defended, two forced fumbles and one interception
- ✦ Seventh player to lead the NFL in sacks, tackles for loss and quarterback hits in the same season since 2006
- ✦ His 15.0 sacks, which are a single-season high for him, led the NFL
- ✦ His 15.0 sacks ranked tied for second in single-season franchise history
- ✦ Eleventh player to register at least 15.0 sacks and 23 tackles for loss in a single season since 1999
- ✦ His 41 quarterback hits ranked tied for fifth since the NFL started recognizing the statistic in 2006

**2019 (STEELERS)**

- ✦ Started all 16 games
- ✦ Ranked first or second on the Steelers in sacks (14.5, 1st), tackles for loss (14, 2nd), quarterback hits (36, 1st), forced fumbles (8, 1st) and fumble recoveries (4, t-1st)
- ✦ Ranked in the top-five in the NFL in sacks (t-4th), quarterback hits (3rd), forced fumbles (t-1st) and fumble recoveries (t-2nd)
- ✦ His 14.5 sacks ranked third in single-season franchise history
- ✦ First Steelers player with at least a half sack in nine consecutive games since LaMarr Woodley had a streak of 10 such games (franchise record) that spanned the 2009 and 2010 seasons
- ✦ His streak of nine straight games with at least a half sack, which was the longest active streak in the League at the time, came to an end in the 2019 Week 14 victory at Arizona
- ✦ His nine-game streak was tied for the fifth-longest in NFL single season history
- ✦ First Steelers player with back-to-back seasons of at least 10 sacks since James Harrison and LaMarr Woodley (2008-10)
- ✦ Nearly became the first player in the NFL to rank in the top-five in sacks, tackles for loss, quarterback hits, forced fumbles and fumble recoveries in a season since Houston Texans' J.J. Watt in 2014
- ✦ Only NFL player since 2008 to have at least 14 sacks, 14 tackles for loss, 36 quarterback hits, 8 forced fumbles and 4 fumble recoveries in a season
- ✦ His 14 combined interceptions (2), forced fumbles (8) and fumble recoveries (4) are the most by an NFL player since Chicago Bears' Charles Tillman in 2012 (15)
- ✦ His 14 combined interceptions (2), forced fumbles (8) and fumble recoveries (4) were tied for the second-most by an NFL player since 2000
- ✦ His 6 total takeaways (interceptions and fumble recoveries) ranked tied for fourth in the NFL
- ✦ Only NFL player since 1990 to register at least 2 interceptions, 4 fumble recoveries and 8 forced fumbles in a single season

**2018 (STEELERS)**

- ✦ Started all 16 games
- ✦ His 13.0 sacks ranked tied for the seventh-most by a Steeler in a single-season since the stat became official in 1982 (Chad Brown, 1996)
- ✦ Set a single-season career-high with 13.0 sacks – becoming the first Steelers' linebacker with 10 or more sacks in a season since 2010 (James Harrison and LaMarr Woodley) and tied for the ninth-most by a Steeler in a single-season since the stat became official in 1982
- ✦ First Steelers linebacker since 2013-14 (Jason Worilds) to record back-to-back seasons with at least 7.0 sacks
- ✦ Tallied 6.0 sacks through the first five weeks of the season, becoming the first Steeler with at least 6.0 sacks through the first five games of a season since 2009 (James Harrison, 6.0)
- ✦ His six defensive forced fumbles tied as the second-most by a Steeler in a single season since 1994 (James Harrison, 2008: 7)
- ✦ Named AFC Defensive Player of the Week for his Week 1 performance at Cleveland
- ✦ Totaled single-game career highs in tackles (10 total / 7 solo) and sacks (3.0)
- ✦ His 3.0 quarterback takedowns vs. Browns marked the second multi-sack game of his NFL career, both occurring on Kickoff Weekends (Sept. 10, 2017 at Cleveland and Sept. 9, 2018 at Cleveland)
- ✦ Blocked what could have been a game-winning field goal by Cleveland in OT
- ✦ Named AFC Defensive Player of the Week for his Week 5 performance vs. Atlanta
- ✦ Led all defenders with game highs in tackles (8 / 6 solo) and sacks (3.0)
- ✦ His 3.0 sacks marked the third multi-sack game of his NFL career and second of 2018 – matching a single-game career high (3.0, Sept. 9, 2018 at Cleveland)
- ✦ Forced a fumble on his third sack of QB Matt Ryan, in the fourth quarter, which was recovered by LB L.J. Fort in the Falcons' end zone for a touchdown
- ✦ Recorded a 12-yard strip-sack of Carolina QB Cam Newton in the second quarter (11/8), which increased his career sack total to 15.0 – tying Keith Willis (1982-83) for the second-most by a Steeler in their first two seasons in the NFL with the team since sacks became an official statistic in 1982
- ✦ Recorded 2.0 sacks, his third multi-sack game of his 2018 season, and the fourth of his NFL career vs. Jacksonville (11/18)
- ✦ Surpassed LaMarr Woodley for the most by a Steeler in their first two seasons in the NFL with the team since sacks became an official statistic in 1982

## 2017 (STEELERS)

- Started all 15 games he played in during the regular season and one playoff game
- His 7.0 sacks were the second-most by a rookie in Steelers history
- His 7.0 sacks led all NFL rookie linebackers and tied for the second-most among all League rookies
- Only NFL linebacker to finish the regular season with at least 50 tackles (52), 5.0 sacks (7.0), five passes defended (8) and one interception (1)
- Third player in NFL history and first on Kickoff Weekend to record 2.0 sacks and an interception in an NFL debut, joining Charles Glaze (Oct. 4, 1987) and Tommy Haynes (Oct. 4, 1987)
- First Steeler with at least 2.0 sacks in their NFL debut since sacks became an official statistic in 1982 (previous mark, 1.5, Kenny Davidson, Sept. 9, 1990 at Cleveland)
- First Steeler with at least 2.0 sacks and an interception in the same game since 2010 (LaMarr Woodley, Dec. 12 vs. Cincinnati)

## TRANSACTIONS

- Signed a four-year contract extension with Pittsburgh on Sept. 9, 2021
- The Steelers exercised their fifth-year option on Apr. 28, 2020
- Signed a four-year contract with Pittsburgh on June 14, 2017
- Drafted by the Steelers in the first round (30th overall) of the 2017 NFL Draft

## COLLEGE

- Played in 27 games with 14 starts over a two-year span (2015-16) for Wisconsin
- Totaled 70 tackles, 17.0 TFLs and 11.5 sacks in his career
- Named Academic All-Big Ten for two straight years (2015-16)
- Named first-team All-American by ESPN.com and Sports Illustrated, and a second-team All-American by the AP, CBS Sports and Fox Sports as a redshirt junior in 2016
- Named first-team All-Big Ten in 2016
- Recorded 11.5 sacks in 2016, the fifth-most in a single season in school history
- Moved to defense during the spring of 2015, and was part of a defense that ranked No. 1 in the nation in scoring defense, holding opponents to 13.7 points per game
- Missed the entire 2014 season due to injury
- Redshirted in 2013
- Recruited to Wisconsin as a tight end
- Graduated with a degree in retailing and consumer behavior

## PERSONAL

- Attended the Pewaukee High School (Pewaukee, Wisc.)
- First-team all-conference quarterback, linebacker and punter
- Named honorable mention all-area at linebacker by the Milwaukee Journal-Sentinel
- Threw for 527 yards with seven TDs, adding 554 rushing yards and nine rushing TDs as a senior, to go along with 42 tackles and 5.0 sacks on defense
- Lettered in track and field
- Son of Connie and John Watt
- His two brothers, J.J. and Derek, both play in the NFL
- Derek is a teammate with the Steelers
- J.J. is with Arizona Cardinals
- Full name: Trent Jordan Watt

## COMMUNITY

- Participates in Salvation Army Project Bundle Up
- Continuously works with 412 Food Rescue to help deliver food to members of the community.
- Partners with UPMC Children's Hospital to raise money from a designed beanie.
- Donated blankets and books during the holidays to children staying at Children's Hospital

## T.J. WATT'S NFL REGULAR SEASON DEFENSIVE STATISTICS

DATE	TEAM	GP	GS	TACKLES							INTERCEPTIONS					O. FUMB					ST				MISC		
				TK	S	A	TFL	YDS	SK	YDS	QBH	NO	YDS	LG	TD	PD	FF	FR	TD	YDS	TK	S	A	FF	FR	S	A
2017	Steelers	15	15	52	39	13	10	42	7.0	36.0	13	1	17	0	7	1	0	0	0	2	1	1	0	0	0	0	0
2018	Steelers	16	16	68	50	18	12	63	13.0	87.0	21	0	0	0	3	6	0	0	0	0	0	0	0	0	0	0	
2019	Steelers	16	16	55	35	20	14	56	14.5	104.0	36	2	7	7	8	8	4	0	0	0	0	0	0	0	0	0	
2020	Steelers	15	15	53	43	10	23	119	15.0	112.5	41	1	0	0	7	2	0	0	0	0	0	0	0	0	0	0	
2021	Steelers	15	15	64	48	16	21	100	22.5	111.5	39	0	0	0	7	5	3	0	0	0	0	0	0	0	0	0	
NFL TOTALS		77	77	292	215	77	80	380	72.0	451.0	150	4	24	17	0	32	22	7	0	0	2	1	1	0	0	0	0

## T.J. WATT'S NFL POSTSEASON DEFENSIVE STATISTICS

DATE	TEAM	GP	GS	TACKLES							INTERCEPTIONS					O. FUMB					ST				MISC	
				TK	S	A	TFL	YDS	SK	YDS	QBH	NO	YDS	LG	TD	PD	FF	FR	TD	YDS	TK	S	A	FF	FR	S
2017	Steelers	1	1	2	1	1	0	0	0.0	0.0	0	2	0	0	0	0	0	0	0	0	0	0	0	0	0	0
2020	Steelers	1	1	3	2	1	1	1	0.0	0.0	0	0	0	0	1	0	0	0	0	0	0	0	0	0	0	0
2021	Steelers	1	1	3	3	0	2	16	1.0	14.0	3	0	0	0	1	0	1	1	26	0	0	0	0	0	0	0
NFL TOTALS		3	3	8	6	2	3	17	1.0	14.0	5	0	0	0	3	0	1	1	26	0	0	0	0	0	0	0

SINGLE-GAME HIGHS: DEFENSIVE

Total Tackles	10 at Cleveland Browns, Sep 09, 2018 8 vs. Atlanta Falcons, Oct 07, 2018 ...1 more at 8.	Fumble Recoveries	1 vs. Tennessee Titans, Dec 19, 2021 1 at Cleveland Browns, Oct 31, 2021 ...5 more at 1.
Solo Tackles	7 at Cleveland Browns, Sep 09, 2018 6 vs. Seattle Seahawks, Oct 17, 2021 ...3 more at 6.	Tackles For Loss	4 at Cleveland Browns, Sep 09, 2018 3 vs. Cleveland Browns, Jan 03, 2022 ...9 more at 3.
Sacks	4.0 vs. Cleveland Browns, Jan 03, 2022 3.5 vs. Baltimore Ravens, Dec 05, 2021	Interceptions	1 at New York Giants, Sep 14, 2020 1 at Arizona Cardinals, Dec 08, 2019 ...2 more at 1.
Passes Defensed	3 vs. Seattle Seahawks, Oct 17, 2021 3 at Dallas Cowboys, Nov 08, 2020	Interception Return Yards	17 at Cleveland Browns, Sep 10, 2017 7 at San Francisco 49ers, Sep 22, 2019
Forced Fumbles	2 vs. Miami Dolphins, Oct 28, 2019 2 vs. Cincinnati Bengals, Dec 30, 2018 ...1 more at 2.	Special Teams Tackles	1 vs. Tennessee Titans, Nov 16, 2017 1 at Cleveland Browns, Sep 10, 2017

SINGLE-GAME HIGHS - POSTSEASON: DEFENSIVE

Total Tackles	3 at Kansas City Chiefs, Jan 16, 2022 3 vs. Cleveland Browns, Jan 10, 2021 2 vs. Jacksonville Jaguars, Jan 14, 2018	Fumble Recoveries	1 at Kansas City Chiefs, Jan 16, 2022
Solo Tackles	3 at Kansas City Chiefs, Jan 16, 2022 2 vs. Cleveland Browns, Jan 10, 2021 1 vs. Jacksonville Jaguars, Jan 14, 2018	Tackles For Loss	2 at Kansas City Chiefs, Jan 16, 2022 1 vs. Cleveland Browns, Jan 10, 2021
Sacks	1.0 at Kansas City Chiefs, Jan 16, 2022	Longest Opponent's Fumble Return	26 at Kansas City Chiefs, Jan 16, 2022
Passes Defensed	1 at Kansas City Chiefs, Jan 16, 2022 1 vs. Cleveland Browns, Jan 10, 2021 1 vs. Jacksonville Jaguars, Jan 14, 2018		

2021 GAME-BY-GAME REGULAR-SEASON STATISTICS (STEELERS)

DATE	OPPONENT	P/S	TACKLES							INTERCEPTIONS				O. FUMB			ST				MISC		W/L	SCORE				
			TK	S	A	SK	YDS	TFL	YDS	QBH	NO	YDS	LG	TD	PD	FF	FR	TD	YDS	TK	S	A			FF	FR	S	A
09/12	at Bills	S	3	3	0	2.0	10.0	1	5	5	0	0	0	0	1	0	0	0	0	0	0	0	0	0	0	0	W	23-16
09/19	Raiders	S	4	3	1	1.0	1.0	0	0	1	0	0	0	0	1	0	0	0	0	0	0	0	0	0	0	0	L	17-26
09/26	Bengals		ON INACTIVE LIST																									
10/03	at Packers	S	4	3	1	2.0	6.0	2	6	2	0	0	0	0	0	1	0	0	0	0	0	0	0	0	0	0	L	17-27
10/10	Broncos	S	3	3	0	0.0	0.0	1	4	2	0	0	0	0	0	0	0	0	0	0	0	0	0	0	0	0	W	27-19
10/17	Seahawks	S	7	6	1	2.0	13.0	3	14	2	0	0	0	0	3	1	0	0	0	0	0	0	0	0	0	0	W	23-20+
10/31	at Browns	S	6	4	2	1.5	7.5	1	5	3	0	0	0	0	0	1	0	0	0	0	0	0	0	0	0	0	W	15-10
11/08	Bears	S	7	4	3	3.0	13.0	3	13	3	0	0	0	0	1	0	0	0	0	0	0	0	0	0	0	0	W	29-27
11/14	Lions	S	5	3	2	1.0	6.0	2	7	2	0	0	0	0	0	0	0	0	0	0	0	0	0	0	0	0	T	16-16
11/21	at Chargers		ON INACTIVE LIST																									
11/28	at Bengals	S	2	1	1	0.0	0.0	0	0	0	0	0	0	0	0	0	0	0	0	0	0	0	0	0	0	0	L	10-41
12/05	Ravens	S	6	5	1	3.5	12.0	3	8	6	0	0	0	0	0	1	0	0	0	0	0	0	0	0	0	0	W	20-19
12/09	at Vikings	S	1	0	1	0.0	0.0	0	0	1	0	0	0	0	0	0	0	0	0	0	0	0	0	0	0	0	L	28-36
12/19	Titans	S	5	4	1	1.5	15.0	1	10	4	0	0	0	0	0	1	0	0	0	0	0	0	0	0	0	0	W	19-13
12/26	at Chiefs	S	1	1	0	0.0	0.0	0	0	0	0	0	0	0	0	0	0	0	0	0	0	0	0	0	0	0	L	10-36
01/03	Browns	S	5	5	0	4.0	25.0	3	25	5	0	0	0	0	2	0	0	0	0	0	0	0	0	0	0	0	W	26-14
01/09	at Ravens	S	5	3	2	1.0	3.0	1	3	3	0	0	0	0	1	1	0	0	0	0	0	0	0	0	0	0	W	16-13+
2021 TOTALS			15-15	64	48	16	22.5	111.5	21	100	39	0	0	0	0	7	5	3	0	0	0	0	0	0	0	0	0	9-7-1

+ - Overtime

2021 GAME-BY-GAME POSTSEASON STATISTICS (STEELERS)

DATE	OPPONENT	P/S	TACKLES							INTERCEPTIONS				O. FUMB			ST				MISC		W/L	SCORE					
			TK	S	A	SK	YDS	TFL	YDS	QBH	NO	YDS	LG	TD	PD	FF	FR	TD	YDS	TK	S	A			FF	FR	S	A	
01/16	at Chiefs	S	3	3	0	1.0	14.0	2	16	3	0	0	0	0	1	0	1	1	26	0	0	0	0	0	0	0	0	L	21-42
2021 TOTALS			1-1	3	3	0	1.0	14.0	2	16	3	0	0	0	0	1	0	1	1	26	0	0	0	0	0	0	0	0-1	

2020 GAME-BY-GAME POSTSEASON STATISTICS (STEELERS)

DATE	OPPONENT	P/S	TACKLES							INTERCEPTIONS				O. FUMB			ST				MISC		W/L	SCORE					
			TK	S	A	SK	YDS	TFL	YDS	QBH	NO	YDS	LG	TD	PD	FF	FR	TD	YDS	TK	S	A			FF	FR	S	A	
01/10	Browns	S	3	2	1	0.0	0.0	1	1	0	0	0	0	0	1	0	0	0	0	0	0	0	0	0	0	0	0	L	37-48
2020 TOTALS			1-1	3	2	1	0.0	0.0	1	1	0	0	0	0	1	0	0	0	0	0	0	0	0	0	0	0	0	0-1	

2017 GAME-BY-GAME POSTSEASON STATISTICS (STEELERS)

DATE	OPPONENT	P/S	TACKLES							INTERCEPTIONS				O. FUMB			ST				MISC		W/L	SCORE					
			TK	S	A	SK	YDS	TFL	YDS	QBH	NO	YDS	LG	TD	PD	FF	FR	TD	YDS	TK	S	A			FF	FR	S	A	
01/14	Jaguars	S	2	1	1	0.0	0.0	0	0	2	0	0	0	0	1	0	0	0	0	0	0	0	0	0	0	0	0	L	42-45
2017 TOTALS			1-1	2	1	1	0.0	0.0	0	0	2	0	0	0	0	1	0	0	0	0	0	0	0	0	0	0	0	0-1	



15

## CODY WHITE

WIDE RECEIVER

**HEIGHT:** 6-3

**WEIGHT:** 215

**COLLEGE:** Michigan State

**BORN:** November 28, 1988

**BIRTHPLACE:** Novi, MI

**HOW ACQUIRED:** FA 20

**NFL EXPERIENCE:** 2nd year

### PRO CAREER

- ✦ Has played in 15 career regular-season games
- ✦ Has caught five passes for 33 yards
- ✦ Registered two tackles on special teams
- ✦ Made NFL debut in Week 3 of 2021 (vs. Cincinnati)

#### 2021 (STEELERS)

- ✦ Played in 15 regular-season games
- ✦ Registered his first career reception vs. Cincinnati in Week 3
- ✦ Caught five passes for 33 yards
- ✦ Recorded two receptions for 17 yards vs. Cincinnati in Week 3
- ✦ Caught three passes for 16 yards at Kansas City in Week 16

### TRANSACTIONS

- ✦ Signed to a Reserve/Future contract with Pittsburgh on Jan. 14, 2021
- ✦ Signed to the Steelers practice squad on Sept. 24, 2020
- ✦ Waived by the N.Y. Giants on Aug. 16, 2020
- ✦ Signed with the N.Y. Giants on Aug. 11, 2020
- ✦ Waived by Kansas City on July 26, 2020
- ✦ Signed with the Chiefs as an undrafted free agent on Apr. 26, 2020

### COLLEGE

- ✦ Three-year letterwinner played in 35 career games, including 26 starts at Michigan State
- ✦ Finished his career ranked seventh in MSU history with 143 receptions, 12th with 1,967 receiving yards and tied for 16th with 12 TD catches
- ✦ His 4.1 receptions per game rank seventh in MSU history
- ✦ Compiled 2,115 all-purpose yards (1,967 receiving; 85 punt return; 63 rushing)
- ✦ Had five career 100-yard receiving outings
- ✦ As a junior in 2019, earned honorable mention All-Big Ten by both coaches and media, led the Spartans and ranked fourth in the Big Ten with 66 catches (5.1 per game)
- ✦ His 66 catches tied for the seventh most in an MSU single-season history
- ✦ Ranked first on the team and sixth in the Big Ten in receiving (922 yards; 70.9 ypg)
- ✦ His 922 receiving yards ranked 13th most in a Spartan single-season
- ✦ Had a career-high six TD catches
- ✦ Ranked second on the team with a career-high 984 all-purpose yards (922 receiving; 40 punt return; 22 rushing)
- ✦ Earned team awards for most improved player on offense (Tommy Love Award) and outstanding Detroit-area player (Danziger Award)

### PERSONAL

- ✦ Winner of the Michigan Mr. Football Award
- ✦ Played a multitude of positions for Coach Mike Zdebski at Walled Lake Western, including wide receiver, quarterback, running back, safety, cornerback, punter, placekicker and return specialist
- ✦ Selected to the Detroit Free Press and Detroit News All-State Dream Teams
- ✦ Son of Sheldon and Amy White
- ✦ Born Nov. 28, 1988
- ✦ His father, Sheldon, is the executive director of player personnel and recruiting for the Spartans and previously worked 19 seasons in the front office with the Detroit Lions; he played defensive back in the NFL for six seasons (1988-93)

### CODY WHITE'S NFL REGULAR SEASON RUSHING/RECEIVING STATISTICS

DATE	TEAM	RECEIVING						RUSHING					
		GP	GS	NO.	YDS.	AVG.	LG	TD	NO.	YDS.	AVG.	LG	TD
2021	Steelers	15	0	5	33	6.6	11	0	0	0	0.0	0	0
<b>NFL TOTALS</b>		<b>15</b>	<b>0</b>	<b>5</b>	<b>33</b>	<b>6.6</b>	<b>11</b>	<b>0</b>	<b>0</b>	<b>0</b>	<b>0.0</b>	<b>0</b>	<b>0</b>

### CODY WHITE'S NFL POSTSEASON RUSHING/RECEIVING STATISTICS

DATE	TEAM	RECEIVING						RUSHING					
		GP	GS	NO.	YDS.	AVG.	LG	TD	NO.	YDS.	AVG.	LG	TD
2020	Steelers	0	0	0	0	0.0	0	0	0	0	0.0	0	0
2021	Steelers	0	0	0	0	0.0	0	0	0	0	0.0	0	0
<b>NFL TOTALS</b>		<b>0</b>	<b>0</b>	<b>0</b>	<b>0</b>	<b>0.0</b>	<b>0</b>	<b>0</b>	<b>0</b>	<b>0</b>	<b>0.0</b>	<b>0</b>	<b>0</b>

## CODY WHITE'S NFL REGULAR SEASON RETURN STATISTICS

DATE	TEAM	KICKOFF RETURNS					PUNT RETURNS					
		RET.	YDS.	AVG.	LG	TD	NO.	FC	YDS.	AVG.	LG	TD
2021	Steelers	0	0	0.0	0	0	0	0	0	0.0	0	0
NFL TOTALS		0	0	0.0	0	0	0	0	0	0.0	0	0

## CODY WHITE'S NFL POSTSEASON RETURN STATISTICS

DATE	TEAM	KICKOFF RETURNS					PUNT RETURNS					
		RET.	YDS.	AVG.	LG	TD	NO.	FC	YDS.	AVG.	LG	TD
2020	Steelers	0	0	0.0	0	0	0	0	0	0.0	0	0
2021	Steelers	0	0	0.0	0	0	0	0	0	0.0	0	0
NFL TOTALS		0	0	0.0	0	0	0	0	0	0.0	0	0

## SINGLE-GAME HIGHS: RECEIVING

Receptions	3 at Kansas City Chiefs, Dec 26, 2021 2 vs. Cincinnati Bengals, Sep 26, 2021	Longest Receptions	11 vs. Cincinnati Bengals, Sep 26, 2021 6 at Kansas City Chiefs, Dec 26, 2021 ...2 more at 6.
Receiving Yards	17 vs. Cincinnati Bengals, Sep 26, 2021 16 at Kansas City Chiefs, Dec 26, 2021	All-Purpose Yards	17 vs. Cincinnati Bengals, Sep 26, 2021 16 at Kansas City Chiefs, Dec 26, 2021
Receiving Average	5.3 at Kansas City Chiefs, Dec 26, 2021	Special Teams Tackles	2 vs. Chicago Bears, Nov 08, 2021 1 vs. Baltimore Ravens, Dec 05, 2021 ...1 more at 1.

## 2021 GAME-BY-GAME REGULAR-SEASON STATISTICS (STEELERS)

DATE	OPPONENT	P/S	RECEIVING					RUSHING					W/L/T	SCORE
			NO.	YDS.	AVG.	LG	TD	NO.	YDS.	AVG.	LG	TD		
09/12	at Bills												W	23-16
09/19	Raiders												L	17-26
09/26	Bengals	P	2	17	8.5	11	0	0	0	0.0	0	0	L	10-24
10/03	at Packers	P	0	0	0.0	0	0	0	0	0.0	0	0	L	17-27
10/10	Broncos	P	0	0	0.0	0	0	0	0	0.0	0	0	W	27-19
10/17	Seahawks	P	0	0	0.0	0	0	0	0	0.0	0	0	W	23-20+
10/31	at Browns	P	0	0	0.0	0	0	0	0	0.0	0	0	W	15-10
11/08	Bears	P	0	0	0.0	0	0	0	0	0.0	0	0	W	29-27
11/14	Lions	P	0	0	0.0	0	0	0	0	0.0	0	0	T	16-16
11/21	at Chargers	P	0	0	0.0	0	0	0	0	0.0	0	0	L	37-41
11/28	at Bengals	P	0	0	0.0	0	0	0	0	0.0	0	0	L	10-41
12/05	Ravens	P	0	0	0.0	0	0	0	0	0.0	0	0	W	20-19
12/09	at Vikings	P	0	0	0.0	0	0	0	0	0.0	0	0	L	28-36
12/19	Titans	P	0	0	0.0	0	0	0	0	0.0	0	0	W	19-13
12/26	at Chiefs	P	3	16	5.3	6	0	0	0	0.0	0	0	L	10-36
01/03	Browns	P	0	0	0.0	0	0	0	0	0.0	0	0	W	26-14
01/09	at Ravens	P	0	0	0.0	0	0	0	0	0.0	0	0	W	16-13+
2021 TOTALS		15-0	5	33	6.6	11	0	0	0	0.0	0	0	9-7-1	


+ - Overtime

## 2021 GAME-BY-GAME POSTSEASON STATISTICS (STEELERS)

DATE	OPPONENT	P/S	RECEIVING					RUSHING					W/L	SCORE
			NO.	YDS.	AVG.	LG	TD	NO.	YDS.	AVG.	LG	TD		
01/16	at Chiefs												L	21-42
2021 TOTALS		0-0	0	0	0.0	0	0	0	0	0.0	0	0	0-1	

## 2020 GAME-BY-GAME POSTSEASON STATISTICS (STEELERS)

DATE	OPPONENT	P/S	RECEIVING					RUSHING					W/L	SCORE
			NO.	YDS.	AVG.	LG	TD	NO.	YDS.	AVG.	LG	TD		
01/10	Browns												L	37-48
2020 TOTALS		0-0	0	0	0.0	0	0	0	0	0.0	0	0	0-1	



**25** IN NFL SINCE  
**AHKELLO WITHERSPOON**  
CORNERBACK

**HEIGHT:** 6-2  
**WEIGHT:** 195  
**COLLEGE:** Colorado  
**BORN:** March 21, 1995

**BIRTHPLACE:** Sacramento, CA  
**HOW ACQUIRED:** TR 21 (SEA)  
**NFL EXPERIENCE:** 6th year

### PRO CAREER

- ✦ Has played in 56 games (36 starts) over his five seasons (49ers 2017-20; Steelers 2021)
- ✦ Has recorded 131 tackles (112 solo), seven interceptions, three tackles for loss, one interception return for a touchdown, 33 passes defended, one forced fumble and one fumble recovery
- ✦ Made NFL debut in Week 5 of 2017 (at Indianapolis)
- ✦ Made NFL starting debut in Week 8 of 2017 (at Philadelphia)

#### 2021 (STEELERS)

- ✦ Played in nine regular-season games (three starts) in his first year with the Steelers
- ✦ Registered 15 tackles (14 solo), three interceptions, nine passes defended and one tackle for loss
- ✦ His three interceptions and nine passes defended were both career highs
- ✦ Made his Steelers debut in Week 2 vs. Las Vegas
- ✦ Recorded the first multi-interception game of his career in Week 14 at Minnesota, twice picking off Kirk Cousins
- ✦ Recorded three passes defended against both Minnesota (Week 14) and Cleveland (Week 17)

#### 2020 (49ERS)

- ✦ Played in 11 regular-season games (four starts)
- ✦ Recorded 19 tackles (16 solo), four passes defended, one tackle for loss and one interception
- ✦ Registered a career-high seven tackles and picked off a pass in Week 16 at Arizona

#### 2019 (49ERS)

- ✦ Played in 10 regular-season games (eight starts)
- ✦ Recorded 28 tackles (24 solo), one tackle for loss, one interception (returned it 25 yards for a TD) and nine passes defended
- ✦ Registered a career-high three passes defended, including a 25-yard interception return for TD, in Week 1 at Tampa Bay

#### 2018 (49ERS)

- ✦ Played in 14 regular-season games (12 starts)
- ✦ Recorded 37 tackles (30 solo), one fumble recovery and four passes defended

#### 2017 (49ERS)

- ✦ Played in 12 regular-season games (nine starts)
- ✦ Recorded 32 tackles (28 solo), two interceptions, one forced fumble and seven passes defended

### TRANSACTIONS

- ✦ Signed a two-year contract with Pittsburgh on March 17, 2022
- ✦ Traded to the Steelers from Seattle for a fifth-round pick in the 2023 NFL Draft
- ✦ Signed a one-year contract with the Seahawks on March 19, 2021
- ✦ Placed on the Reserve/Injured List by San Francisco on December 19, 2018
- ✦ Drafted by the 49ers in the third round (66th overall) of the 2017 NFL Draft

### COLLEGE

- ✦ Played in 37 games (21 starts) for Colorado (2014-16)
- ✦ Played in all 14 games (12 starts) as a senior at right cornerback, earning second-team All-Pac-12 honors from both the Associated Press and the league coaches
- ✦ Led the nation in pass breakups with 23 on the year, the most in Colorado single-season history
- ✦ In three seasons, totaled 76 tackles (65 solo), three interceptions and 30 passes defended
- ✦ Spent one season at Sacramento City College (2013) before transferring to Colorado
- ✦ Registered a 40.5" vertical jump at the 2017 NFL Combine, the highest registered among all cornerbacks and third-highest among all defensive backs

### PERSONAL

- ✦ Began playing football as a high school senior at Christian Brothers High in 2012
- ✦ Grew up playing basketball with NFL lineman Arik Armstead and trained with his father, Guss
- ✦ Has a passion for medicine and wants to attend medical school after his career in the NFL
- ✦ Got his musical talents playing the drums and singing from his grandfather, Jimmy Witherspoon, who was a renowned blues/jazz musician and singer whose hits, including "Ain't Nobody's Business" which reached number one on the U.S. R&B charts in 1949
- ✦ Father, Lucky, was a running back at the University of Nevada and was invited to a tryout with the Dallas Cowboys
- ✦ Multi-sport athlete growing up, excelled in soccer as a midfielder and as an outfielder and pitcher in baseball
- ✦ Picked up soccer at the age of five in order to be more like his older sister, Alexis
- ✦ Credits soccer for teaching him footwork and body awareness skills that have translated to the football field



AKHELLO WITHERSPOON'S NFL REGULAR SEASON DEFENSIVE STATISTICS

DATE	TEAM	GP	GS	TACKLES							INTERCEPTIONS				O. FUMB			ST			MISC						
				TK	S	A	TFL	YDS	SK	YDS	QBH	NO	YDS	LG	TD	PD	FF	FR	TD	YDS	TK	S	A	FF	FR	S	A
2017	49ers	12	9	32	28	4	0	0	0.0	0.0	0	2	42	23	0	7	1	0	0	0	0	0	0	0	0	0	0
2018	49ers	14	12	37	30	7	0	0	0.0	0.0	0	0	0	0	0	4	0	0	0	0	0	0	0	0	1	0	
2019	49ers	10	8	28	24	4	1	2	0.0	0.0	0	1	25	25t	1	9	0	0	0	0	0	0	0	0	0	0	
2020	49ers	11	4	19	16	3	1	1	0.0	0.0	0	1	0	0	0	4	0	0	0	0	0	0	1	1	0	0	
2021	Steelers	9	2	15	14	1	1	1	0.0	0.0	0	3	45	41	0	9	0	0	0	0	0	0	0	0	0	0	
<b>NFL TOTALS</b>		<b>56</b>	<b>35</b>	<b>131</b>	<b>112</b>	<b>19</b>	<b>3</b>	<b>4</b>	<b>0.0</b>	<b>0.0</b>	<b>0</b>	<b>7</b>	<b>112</b>	<b>41</b>	<b>1</b>	<b>33</b>	<b>1</b>	<b>0</b>	<b>0</b>	<b>0</b>	<b>1</b>	<b>1</b>	<b>0</b>	<b>0</b>	<b>1</b>	<b>0</b>	

AKHELLO WITHERSPOON'S NFL POSTSEASON DEFENSIVE STATISTICS

DATE	TEAM	GP	GS	TACKLES							INTERCEPTIONS				O. FUMB			ST			MISC					
				TK	S	A	TFL	YDS	SK	YDS	QBH	NO	YDS	LG	TD	PD	FF	FR	TD	YDS	TK	S	A	FF	FR	S
2019	49ers	3	1	1	1	0	0	0	0.0	0.0	0	0	0	0	0	0	0	0	0	0	0	3	1	2	0	0
2021	Steelers	1	1	2	2	0	0	0	0.0	0.0	0	0	0	0	0	0	0	0	0	0	0	0	0	0	0	0
<b>NFL TOTALS</b>		<b>4</b>	<b>2</b>	<b>3</b>	<b>3</b>	<b>0</b>	<b>0</b>	<b>0</b>	<b>0.0</b>	<b>0.0</b>	<b>0</b>	<b>0</b>	<b>0</b>	<b>0</b>	<b>0</b>	<b>0</b>	<b>0</b>	<b>0</b>	<b>0</b>	<b>0</b>	<b>3</b>	<b>1</b>	<b>2</b>	<b>0</b>	<b>0</b>	

SINGLE-GAME HIGHS: DEFENSIVE

- Total Tackles: 7 at Arizona Cardinals, Dec 26, 2020  
5 vs. Baltimore Ravens, Dec 05, 2021  
...5 more at 5.
- Solo Tackles: 7 at Arizona Cardinals, Dec 26, 2020  
5 vs. Baltimore Ravens, Dec 05, 2021  
...2 more at 5.
- Passes Defensed: 3 vs. Cleveland Browns, Jan 03, 2022  
3 at Minnesota Vikings, Dec 09, 2021  
...1 more at 3.
- Forced Fumbles: 1 at Los Angeles Rams, Dec 31, 2017
- Tackles For Loss: 1 at Cincinnati Bengals, Nov 28, 2021  
1 at Arizona Cardinals, Dec 26, 2020  
...1 more at 1.
- Interceptions: 2 at Minnesota Vikings, Dec 09, 2021  
1 vs. Cleveland Browns, Jan 03, 2022  
...4 more at 1.
- Interception Return Yards: 45 at Minnesota Vikings, Dec 09, 2021  
25 at Tampa Bay Buccaneers, Sep 08, 2019
- Special Teams Tackles: 1 at New England Patriots, Oct 25, 2020
- Special Teams Fumble Recoveries: 1 at Minnesota Vikings, Sep 09, 2018

SINGLE-GAME HIGHS - POSTSEASON: DEFENSIVE

- Total Tackles: 2 at Kansas City Chiefs, Jan 16, 2022  
1 vs. Minnesota Vikings, Jan 11, 2020
- Solo Tackles: 2 at Kansas City Chiefs, Jan 16, 2022  
1 vs. Minnesota Vikings, Jan 11, 2020
- Special Teams Tackles: 2 vs. Green Bay Packers, Jan 19, 2020  
1 at Kansas City Chiefs, Feb 02, 2020

2021 GAME-BY-GAME REGULAR-SEASON STATISTICS (STEELERS)

DATE	OPPONENT	P/S	TACKLES							INTERCEPTIONS				O. FUMB			ST			MISC		W/L	SCORE				
			TK	S	A	SK	YDS	TFL	YDS	QBH	NO	YDS	LG	TD	PD	FF	FR	TD	YDS	TK	S			A	FF	FR	S
09/12	at Bills																									W	23-16
09/19	Raiders	P	0	0	0	0	0	0	0	0	0	0	0	0	0	0	0	0	0	0	0	0	0	0	0	L	17-26
09/26	Bengals																									L	10-24
10/03	at Packers																									L	17-27
10/10	Broncos																									W	27-19
10/17	Seahawks																									W	23-20+
10/31	at Browns																									W	15-10
11/08	Bears																									W	29-27
11/14	Lions																									T	16-16
11/21	at Chargers	P	2	2	0	0	0	0	0	0	0	0	0	0	0	0	0	0	0	0	0	0	0	0	0	L	37-41
11/28	at Bengals	P	1	1	0	0	0	1	1	0	0	0	0	0	1	0	0	0	0	0	0	0	0	0	0	L	10-41
12/05	Ravens	P	5	5	0	0	0	0	0	0	0	0	0	0	1	0	0	0	0	0	0	0	0	0	0	W	20-19
12/09	at Vikings	P	4	4	0	0	0	0	0	0	2	45	41	0	3	0	0	0	0	0	0	0	0	0	0	L	28-36
12/19	Titans	S	2	2	0	0	0	0	0	0	0	0	0	0	0	0	0	0	0	0	0	0	0	0	0	W	19-13
12/26	at Chiefs	P	0	0	0	0	0	0	0	0	0	0	0	0	1	0	0	0	0	0	0	0	0	0	0	L	10-36
01/03	Browns	P	0	0	0	0	0	0	0	0	1	0	0	0	3	0	0	0	0	0	0	0	0	0	0	W	26-14
01/09	at Ravens	S	1	0	1	0	0	0	0	0	0	0	0	0	0	0	0	0	0	0	0	0	0	0	0	W	16-13+
<b>2021 TOTALS</b>		<b>9-2</b>	<b>15</b>	<b>14</b>	<b>1</b>	<b>0</b>	<b>0</b>	<b>1</b>	<b>1</b>	<b>0</b>	<b>3</b>	<b>45</b>	<b>41</b>	<b>0</b>	<b>9</b>	<b>0</b>	<b>0</b>	<b>0</b>	<b>0</b>	<b>0</b>	<b>0</b>	<b>0</b>	<b>0</b>	<b>0</b>	<b>0</b>	<b>0</b>	<b>9-7-1</b>


+/- Overtime

2021 GAME-BY-GAME POSTSEASON STATISTICS (STEELERS)

DATE	OPPONENT	P/S	TACKLES							INTERCEPTIONS				O. FUMB			ST			MISC		W/L	SCORE				
			TK	S	A	SK	YDS	TFL	YDS	QBH	NO	YDS	LG	TD	PD	FF	FR	TD	YDS	TK	S			A	FF	FR	S
01/16	at Chiefs	S	2	2	0	0	0	0	0	0	0	0	0	0	0	0	0	0	0	0	0	0	0	0	0	L	21-42
<b>2021 TOTALS</b>		<b>1-1</b>	<b>2</b>	<b>2</b>	<b>0</b>	<b>0</b>	<b>0</b>	<b>0</b>	<b>0</b>	<b>0</b>	<b>0</b>	<b>0</b>	<b>0</b>	<b>0</b>	<b>0</b>	<b>0</b>	<b>0</b>	<b>0</b>	<b>0</b>	<b>0</b>	<b>0</b>	<b>0</b>	<b>0</b>	<b>0</b>	<b>0</b>	<b>0-1</b>	

2021 GAME-BY-GAME POSTSEASON STATISTICS (49ERS)

DATE	OPPONENT	P/S	TACKLES							INTERCEPTIONS				O. FUMB			ST			MISC		W/L	SCORE					
			TK	S	A	SK	YDS	TFL	YDS	QBH	NO	YDS	LG	TD	PD	FF	FR	TD	YDS	TK	S			A	FF	FR	S	A
01/11	Vikings	S	1	1	0	0	0	0	0	0	0	0	0	0	0	0	0	0	0	0	0	0	0	0	0	W	27-10	
01/19	Packers	P	0	0	0	0	0	0	0	0	0	0	0	0	0	0	0	0	0	0	0	2	1	1	0	0	W	37-20
02/02	at Chiefs	P	0	0	0	0	0	0	0	0	0	0	0	0	0	0	0	0	0	0	0	1	0	1	0	0	L	20-31
<b>2019 TOTALS</b>		<b>3-1</b>	<b>1</b>	<b>1</b>	<b>0</b>	<b>0</b>	<b>0</b>	<b>0</b>	<b>0</b>	<b>0</b>	<b>0</b>	<b>0</b>	<b>0</b>	<b>0</b>	<b>0</b>	<b>0</b>	<b>0</b>	<b>0</b>	<b>0</b>	<b>0</b>	<b>3</b>	<b>1</b>	<b>2</b>	<b>0</b>	<b>0</b>	<b>2-1</b>		



95

CHRIS WORMLEY

DEFENSIVE LINEMAN

HEIGHT: 6-5

WEIGHT: 300

COLLEGE: Michigan

BORN: October 25, 1993

BIRTHPLACE: Toledo, OH

HOW ACQUIRED: TR '20 (BAL)

NFL EXPERIENCE: 6th year

## PRO CAREER

- ✦ Has played in 67 games (30 starts) over his five-year NFL career (Ravens 2017-19; Steelers 2020-21)
- ✦ Has registered 113 tackles (67 solo), 22 quarterback hits, 11 tackles for loss, 10.5 sacks, one forced fumble and 10 passes defended
- ✦ Recorded career highs in tackles (51), solo stops (29), sacks (7.0), tackles for loss (six) and quarterback hits (10) in 2021
- ✦ Made NFL debut in Week 5 of 2017 (at Oakland)
- ✦ Made NFL starting debut in Week 6 of 2017 (vs. Chicago)

### 2021 (STEELERS)

- ✦ Played in 15 regular-season games (14 starts) and logged a career-best 701 defensive plays
- ✦ Recorded career highs in tackles (51), solo stops (29), sacks (7.0), tackles for loss (six) and quarterback hits (10) in 2021.
- ✦ Set a single-game career high with seven tackles (three solo) against his former team in Week 18 at Baltimore (added a sack, quarterback hit, tackle for loss and pass defended)
- ✦ Registered a career-high 2.5 sacks and three quarterback hits in Week 13 vs. Baltimore
- ✦ Recorded 12 tackles (six solo), 3.5 sacks, four quarterback hits, three tackles for loss and one pass defended in two games against Baltimore
- ✦ Sacked Browns QB Baker Mayfield for a five-yard loss in Week 8 at Cleveland
- ✦ Registered at least a half sack against Baltimore (Weeks 13 and 18), Cleveland (Week 8), Cincinnati (Week 12), Tennessee (Week 15) and Seattle (Week 6)

### 2020 (STEELERS)

- ✦ Played in 13 regular-season games (one start)
- ✦ Recorded eight tackles (three solo), 1.0 sack, one tackle for loss and three quarterback hits

### 2019 (RAVENS)

- ✦ Played in 16 regular-season games (seven starts)
- ✦ Recorded 33 tackles, 1.5 sacks, six quarterback hits, two tackles for a loss and two passes defended
- ✦ Registered four tackles (three solo), two tackles for loss, two quarterback hits and 1.0 sack in Week 10 at Cincinnati
- ✦ Recorded four tackles (two solo), one quarterback hit, one pass defended and 0.5 sack in Week 13 vs. San Francisco

### 2018 (RAVENS)

- ✦ Played in 16 regular-season games (six starts)
- ✦ Recorded 16 tackles, 1.0 sacks, two quarterback hits, two tackles for a loss and five passes defended for the league's No. 1 overall (292.9 ypg) and No. 2 scoring (17.9 ppg) defense
- ✦ Registered two tackles (two solo) and one tackle for loss in Week 2 at Cincinnati
- ✦ Recorded three tackles (three solo) in Week 7 vs. New Orleans
- ✦ Recorded his first-career sack for a defense that posted franchise records in sacks (11) in the 21-0 victory in Week 6 at Tennessee

### 2017 (RAVENS)

- ✦ Played in seven regular-season games (two starts)
- ✦ Registered five tackles (five solo) for a unit that led the League in both takeaways (34), interceptions (22) and finished ranked 12th overall (325.1 ypg)
- ✦ Made NFL debut in Week 5 at Oakland
- ✦ Made NFL starting debut in Week 6 vs. Chicago

## TRANSACTIONS

- ✦ Signed a two-year contract with Pittsburgh on March 18, 2021
- ✦ Traded to the Steelers from Baltimore with 2021 seventh round pick (#254 Pressley Harvin III) for 2021 fifth round pick (#168 – traded) on March 20, 2020
- ✦ Signed a four-year contract with the Ravens on May 5, 2017
- ✦ Drafted by Baltimore in the third round (74th overall) of the 2017 NFL Draft

## COLLEGE

- ✦ Played in 51 games (30 starts) over a four-year span (2013-16) for Michigan
- ✦ Registered 123 tackles (61 solo), 18.0 sacks and 33 tackles for loss
- ✦ Started all 13 games for the nation's top-ranked Wolverines' defense (261.8 yards/game) in 2016
- ✦ Michigan finished No. 1 in the FBS in pass defense (142.5 yards/game) and fourth in sacks/game (3.54)
- ✦ Selected first-team All-Big Ten by coaches, second-team All-Big Ten by media, and earned second-team Sporting News All-America honors as a senior in 2016
- ✦ Recorded a career-high 43 tackles and 6.5 sacks in 2015
- ✦ Michigan finished No. 4 in total defense (280.7 yards/game) and No. 3 against the pass (158.5 yards/game)
- ✦ Graduated with a degree in sports management

## PERSONAL

- ✦ Attended the Whitmer High School (Toledo, Ohio)
- ✦ Recorded 66 tackles, 19 tackles for loss, 11 sacks and one pass defended as a senior, earning AP Division I All-Ohio first-team honors and co-Defensive Player of the Year
- ✦ Named first-team Division I All-District as a sophomore after tallying 60 tackles and 12 sacks
- ✦ Also lettered in basketball and track and field
- ✦ Full name: Chris Wormley

## COMMUNITY

- ✦ Partnered with the Educational Partnership to provide school supplies to Pittsburgh Mifflin Elementary
- ✦ Promotes the importance of reading by going to schools (physically and virtually) to read to them.

## CHRIS WORMLEY'S NFL REGULAR SEASON DEFENSIVE STATISTICS

DATE	TEAM	GP	GS	TACKLES							INTERCEPTIONS				O. FUMB			ST			MISC						
				TK	S	A	TFL	YDS	SK	YDS	QBH	NO	YDS	LG	TD	PD	FF	FR	TD	YDS	TK	S	A	FF	FR	S	A
2017	Ravens	7	2	5	5	0	0	0	0.0	0.0	1	0	0	0	0	0	0	0	0	0	0	0	0	0	0	0	0
2018	Ravens	16	6	16	13	3	2	7	1.0	6.0	2	0	0	0	0	5	0	0	0	0	0	0	0	0	0	0	
2019	Ravens	16	7	33	17	16	2	9	1.5	7.0	6	0	0	0	2	0	0	0	0	0	0	0	0	0	0	0	
2020	Steelers	13	1	8	3	5	1	9	1.0	9.0	3	0	0	0	0	0	0	0	0	0	0	0	0	0	0	0	
2021	Steelers	15	14	51	29	22	6	47	7.0	55.5	10	0	0	0	3	1	0	0	0	0	0	0	0	0	0	0	
<b>NFL TOTALS</b>		<b>67</b>	<b>30</b>	<b>113</b>	<b>67</b>	<b>46</b>	<b>11</b>	<b>72</b>	<b>10.5</b>	<b>77.5</b>	<b>22</b>	<b>0</b>	<b>0</b>	<b>0</b>	<b>10</b>	<b>1</b>	<b>0</b>	<b>0</b>	<b>0</b>	<b>0</b>	<b>0</b>	<b>0</b>	<b>0</b>	<b>0</b>	<b>0</b>	<b>0</b>	<b>0</b>

## CHRIS WORMLEY'S NFL POSTSEASON DEFENSIVE STATISTICS

DATE	TEAM	GP	GS	TACKLES							INTERCEPTIONS				O. FUMB			ST			MISC					
				TK	S	A	TFL	YDS	SK	YDS	QBH	NO	YDS	LG	TD	PD	FF	FR	TD	YDS	TK	S	A	FF	FR	S
2018	Ravens	1	0	2	2	0	0	0	0.0	0.0	0	0	0	0	0	0	0	0	0	0	0	0	0	0	0	0
2019	Ravens	1	1	3	2	1	0	0	0.0	0.0	0	0	0	0	0	0	0	0	0	0	0	0	0	0	0	0
2020	Steelers	1	0	0	0	0	0	0	0.0	0.0	0	0	0	0	0	0	0	0	0	0	0	0	0	0	0	0
2021	Steelers	1	1	2	2	0	1	1	0.0	0.0	1	0	0	0	0	0	0	0	0	0	0	0	0	0	0	0
<b>NFL TOTALS</b>		<b>4</b>	<b>2</b>	<b>7</b>	<b>6</b>	<b>1</b>	<b>1</b>	<b>1</b>	<b>0.0</b>	<b>0.0</b>	<b>1</b>	<b>0</b>	<b>0</b>	<b>0</b>	<b>0</b>	<b>0</b>	<b>0</b>	<b>0</b>	<b>0</b>	<b>0</b>	<b>0</b>	<b>0</b>	<b>0</b>	<b>0</b>	<b>0</b>	<b>0</b>

## SINGLE-GAME HIGHS: DEFENSIVE

Total Tackles	7 at Baltimore Ravens, Jan 09, 2022	Passes Defended	2 vs. Buffalo Bills, Sep 09, 2018
	5 vs. Tennessee Titans, Dec 19, 2021		1 at Baltimore Ravens, Jan 09, 2022
	...2 more at 5.		...7 more at 1.
Solo Tackles	4 vs. Tennessee Titans, Dec 19, 2021	Forced Fumbles	1 at Green Bay Packers, Oct 03, 2021
	3 at Baltimore Ravens, Jan 09, 2022		2 vs. Baltimore Ravens, Dec 05, 2021
	...7 more at 3.	Tackles For Loss	2 at Cincinnati Bengals, Nov 10, 2019
Sacks	2.5 vs. Baltimore Ravens, Dec 05, 2021		
	1.0 at Baltimore Ravens, Jan 09, 2022		
	...6 more at 1.0.		

## SINGLE-GAME HIGHS - POSTSEASON: DEFENSIVE

Total Tackles	3 vs. Tennessee Titans, Jan 11, 2020	Tackles For Loss	1 at Kansas City Chiefs, Jan 16, 2022
	2 at Kansas City Chiefs, Jan 16, 2022		
	2 vs. Los Angeles Chargers, Jan 06, 2019		
Solo Tackles	2 at Kansas City Chiefs, Jan 16, 2022		
	2 vs. Tennessee Titans, Jan 11, 2020		
	2 vs. Los Angeles Chargers, Jan 06, 2019		

## 2021 GAME-BY-GAME REGULAR-SEASON STATISTICS (STEELERS)

DATE	OPPONENT	P/S	TACKLES							INTERCEPTIONS				O. FUMB			ST			MISC		W/L	SCORE				
			TK	S	A	SK	YDS	TFL	YDS	QBH	NO	YDS	LG	TD	PD	FF	FR	TD	YDS	TK	S			A	FF	FR	S
09/12	at Bills	P	1	0	1	0.0	0.0	0	0	0	0	0	0	0	0	0	0	0	0	0	0	0	0	0	0	W	23-16
09/19	Raiders	S	1	1	0	0.0	0.0	0	0	0	0	0	1	0	0	0	0	0	0	0	0	0	0	0	0	L	17-26
09/26	Bengals	S	4	2	2	0.0	0.0	0	0	0	0	0	0	0	0	0	0	0	0	0	0	0	0	0	0	L	10-24
10/03	at Packers	S	4	3	1	0.0	0.0	0	0	0	0	0	0	1	0	0	0	0	0	0	0	0	0	0	0	L	17-27
10/10	Broncos	S	1	1	0	0.0	0.0	0	0	0	0	0	0	0	0	0	0	0	0	0	0	0	0	0	0	W	27-19
10/17	Seahawks	S	5	2	3	0.5	7.5	0	0	1	0	0	0	1	0	0	0	0	0	0	0	0	0	0	0	W	23-20+
10/31	at Browns	S	4	2	2	1.0	5.0	1	5	1	0	0	0	0	0	0	0	0	0	0	0	0	0	0	0	W	15-10
11/08	Bears	S	1	0	1	0.0	0.0	0	0	0	0	0	0	0	0	0	0	0	0	0	0	0	0	0	0	W	29-27
11/14	Lions	S	3	2	1	0.0	0.0	0	0	0	0	0	0	0	0	0	0	0	0	0	0	0	0	0	0	T	16-16
11/21	at Chargers	S	4	3	1	0.0	0.0	0	0	0	0	0	0	0	0	0	0	0	0	0	0	0	0	0	0	L	37-41
11/28	at Bengals	S	4	2	2	1.0	12.0	1	12	1	0	0	0	0	0	0	0	0	0	0	0	0	0	0	0	L	10-41
12/05	Ravens	S	5	3	2	2.5	19.0	2	18	3	0	0	0	0	0	0	0	0	0	0	0	0	0	0	0	W	20-19
12/09	at Vikings	S	2	1	1	0.0	0.0	0	0	2	0	0	0	0	0	0	0	0	0	0	0	0	0	0	0	L	28-36
12/19	Titans	S	5	4	1	1.0	8.0	1	8	1	0	0	0	0	0	0	0	0	0	0	0	0	0	0	0	W	19-13
12/26	at Chiefs		DID NOT PLAY (NON-INJURY)																							L	10-36
01/03	Browns		RESERVE/COVID-19																							W	26-14
01/09	at Ravens	S	7	3	4	1.0	4.0	1	4	1	0	0	0	0	1	0	0	0	0	0	0	0	0	0	0	W	16-13+
<b>2021 TOTALS</b>		<b>15-14</b>	<b>51</b>	<b>29</b>	<b>22</b>	<b>7.0</b>	<b>55.5</b>	<b>6</b>	<b>47</b>	<b>10</b>	<b>0</b>	<b>0</b>	<b>0</b>	<b>0</b>	<b>3</b>	<b>1</b>	<b>0</b>	<b>0</b>	<b>0</b>	<b>0</b>	<b>0</b>	<b>0</b>	<b>0</b>	<b>0</b>	<b>0</b>	<b>9-7-1</b>	

+ - Overtime

## 2021 GAME-BY-GAME POSTSEASON STATISTICS (STEELERS)

DATE	OPPONENT	P/S	TACKLES							INTERCEPTIONS					O. FUMB			ST				MISC		SCORE			
			TK	S	A	SK	YDS	TFL	YDS	QBH	NO	YDS	LG	TD	PD	FF	FR	TD	YDS	TK	S	A	FF		FR	S	A
01/16	at Chiefs	S	2	2	0	0.0	0.0	1	1	1	0	0	0	0	0	0	0	0	0	0	0	0	0	0	0	L	21-42
2021 TOTALS		1-1	2	2	0	0.0	0.0	1	1	1	0	0	0	0	0	0	0	0	0	0	0	0	0	0	0-1		

## 2020 GAME-BY-GAME POSTSEASON STATISTICS (STEELERS)

DATE	OPPONENT	P/S	TACKLES							INTERCEPTIONS					O. FUMB			ST				MISC		SCORE			
			TK	S	A	SK	YDS	TFL	YDS	QBH	NO	YDS	LG	TD	PD	FF	FR	TD	YDS	TK	S	A	FF		FR	S	A
01/10	Browns	P	0	0	0	0.0	0.0	0	0	0	0	0	0	0	0	0	0	0	0	0	0	0	0	0	0	L	37-48
2020 TOTALS		1-0	0	0	0	0.0	0.0	0	0	0	0	0	0	0	0	0	0	0	0	0	0	0	0	0	0	0-1	

## 2019 GAME-BY-GAME POSTSEASON STATISTICS (RAVENS)

DATE	OPPONENT	P/S	TACKLES							INTERCEPTIONS					O. FUMB			ST				MISC		SCORE			
			TK	S	A	SK	YDS	TFL	YDS	QBH	NO	YDS	LG	TD	PD	FF	FR	TD	YDS	TK	S	A	FF		FR	S	A
01/11	Titans	S	3	2	1	0.0	0.0	0	0	0	0	0	0	0	0	0	0	0	0	0	0	0	0	0	0	L	12-28
2019 TOTALS		1-1	3	2	1	0.0	0.0	0	0	0	0	0	0	0	0	0	0	0	0	0	0	0	0	0	0	0-1	

## 2018 GAME-BY-GAME POSTSEASON STATISTICS (RAVENS)

DATE	OPPONENT	P/S	TACKLES							INTERCEPTIONS					O. FUMB			ST				MISC		SCORE			
			TK	S	A	SK	YDS	TFL	YDS	QBH	NO	YDS	LG	TD	PD	FF	FR	TD	YDS	TK	S	A	FF		FR	S	A
01/06	Chargers	P	2	2	0	0.0	0.0	0	0	0	0	0	0	0	0	0	0	0	0	0	0	0	0	0	0	L	17-23
2018 TOTALS		1-0	2	2	0	0.0	0.0	0	0	0	0	0	0	0	0	0	0	0	0	0	0	0	0	0	0	0-1	

NO.	NAME	POS	HT	WT	DOB	EXP	COLLEGE	HOMETOWN	HOW ACQ
57	Adams Sr., Montravius	DT	6-4	304	7/24/1995	6	Auburn	Vienna, GA	FA '21
27	Allen, Marcus	LB	6-2	215	8/7/1996	4	Penn State	Silver Spring, MD	D5a '18
94	Alualu, Tyson	DE	6-3	304	5/12/1987	13	California	Honolulu, HI	UFA '17
19	Austin II, Calvin	WR	5-9	162	3/26/1999	R	Memphis	Memphis, TN	D4 '22
49	Avery, Genard	LB	6-0	250	4/26/1995	5	Memphis	Grenada, MS	FA '22
210	Blake, Christian	WR	6-1	181	6/8/1996	4	Northern Illinois	Ft. Lauderdale, FL	FA '22
9	Boswell, Chris	K	6-2	185	3/16/1991	8	Rice	Fort Worth, TX	FA '15
13	Boykin, Miles	WR	6-4	220	10/12/1996	4	Notre Dame	New Lenox, IL	W '22 (BAL)
55	Bush, Devin	LB	5-11	234	7/18/1998	4	Michigan	Pembroke Pines, FL	D1 '19
44D	Carter, Ron'Dell	LB	6-3	269	7/3/1997	3	James Madison	Baltimore, MD	FA '22
11	Claypool, Chase	WR	6-4	238	7/7/1998	3	Notre Dame	Abbotsford, British Columbia, Canada	D2 '20
61	Cole, Mason	OL	6-5	298	3/28/1996	5	Michigan	Tarpon Springs, FL	UFA '22
64	Costin, Doug	DT	6-2	320	10/5/1997	3	Miami (Ohio)	West Chester, Pa.	FA '20
78	Daniels, James	OL	6-4	327	9/13/1997	5	Iowa	Warren, OH	UFA '22
73	Davis, Carlos	DT	6-2	320	8/22/1996	3	Nebraska	Blue Springs, MO	D7 '20
68	Davis, Khalil	DT	6-1	308	8/22/1996	3	Nebraska	Blue Springs, MO	W '21 (TB)
67	Dixon, Jake	OT	6-6	290	10/18/1997	R	Duquesne	Pittsburgh, PA	UDFA '22
69	Dotson, Kevin	OL	6-4	321	9/18/1996	3	Louisiana	Plaquemine, LA	D4b '20
40	Durant, Mataeo	RB	6-1	195	12/4/1999	R	Duke	Palm Beach, SC	UDFA '22
34	Edmunds, Terrell	S	6-1	217	1/20/1997	5	Virginia Tech	Danville, VA	D1 '18
39	Fitzpatrick, Minkah	S	6-1	207	11/17/1996	5	Alabama	Old Bridge, NJ	TR '19 (MIA)
88	Freiermuth, Pat	TE	6-5	258	10/25/1998	2	Penn State	Merrimac, MA	D2 '21
81	Gentry, Zach	TE	6-8	265	9/10/1996	4	Michigan	Albuquerque, NM	D5 '19
62	Gilliam, Nate	G	6-4	310	7/6/1997	1	Wake Forest	Knoxville, TN	FA '20
74	Green, Chaz	OT	6-5	318	4/8/1992	6	Florida	Tampa, FL	UFA '21
53	Green, Kendrick	OL	6-4	315	12/22/1998	2	Illinois	Peoria, IL	D3 '21
71	Haeg, Joe	OT	6-6	298	3/11/1993	7	North Dakota State	Lake Shore, MN	UFA '21
22	Harris, Najee	RB	6-1	242	3/9/1998	2	Alabama	Antioch, CA	D1 '21
6	Harvin III, Pressley	P	6-0	255	9/17/1998	2	Georgia Tech	Alcolu, SC	D7b '21
60	Hassenaer, J.C.	C	6-2	295	9/15/1995	3	Alabama	Woodbury, MN	FA '19
97	Heyward, Cameron	DT	6-5	295	5/6/1989	12	Ohio State	Pittsburgh, PA	D1 '11
83	Heyward, Connor	TE/FB	6-0	230	1/22/1999	3	Michigan State	Duluth, GA	D6 '22
56	Highsmith, Alex	LB	6-4	242	8/7/1999	3	Charlotte	Wilmington, NC	D3 '20
51	Jack Myler	LB	6-1	255	9/2/1995	7	UCLA	Scottsdale, AZ	FA '22
65	Jetet, Donovan	NT	6-3	325	12/7/1998	R	Michigan	Beaver Falls, PA	UDFA '22
46	Johnson, Buddy	LB	6-2	240	2/27/1999	2	Texas A&M	Dallas, TX	D4b '21
18	Johnson, Dontae	WR	5-10	183	7/5/1996	4	Toledo	Ruskin, FL	D3a '19
38D	Joseph, Karl	S	5-10	200	9/8/1993	7	West Virginia	Orlando, FL	FA '21
24D	Kazee, Damontae	S	5-11	174	6/5/1993	6	San Diego State	San Bernardino, CA	FA '22
28	Killebrew, Miles	S	6-2	222	5/10/1993	7	Southern Utah	Henderson, NV	D4 '16
46	Kuntz, Christian	LS	6-1	228	4/13/1994	2	Duquesne	Pittsburgh, PA	FA '20
31	Layne, Justin	CB	6-2	192	1/12/1998	4	Michigan State	Cleveland, OH	D3b '19
98	Leaf, DeMarvin	DE	6-4	290	7/1/2000	R	Texas A&M	San Antonio, TX	D3 '22
77	Leglie, John	OL	6-7	310	4/17/1996	2	Tulane	Alexandria, LA	FA '20
92	Loudermilk, Isaiiah	DE	6-7	293	10/10/1997	2	Wisconsin	Howard, KS	D5 '21
35	Maulet, Arthur	CB	5-10	190	7/13/1993	6	Memphis	New Orleans, LA	FA '21
26	McFarland Jr., Anthony	RB	5-8	193	3/4/1999	3	Maryland	Hyattsville, MD	D4a '20
17	Miller, Anthony	WR	5-11	199	10/9/1994	5	Memphis	Memphis, TN	FA '21
99	Mondeaux, Henry	DE	6-4	280	9/19/1995	3	Oregon	Portland, OR	FA '19
65	Moore Jr., Dan	OT	6-5	315	9/28/1998	2	Texas A&M	Beaumont, TX	D4a '21
4	Nizialek, Cameron	P	6-2	200	3/10/1995	2	Georgia	Chantilly, VA	FA '21
21	Norwood, Tre	DB	6-0	194	4/19/1999	2	Oklahoma	Fort Smith, AR	D7a '21
65D	Ogunjobi, Larry	DT	6-3	305	6/3/1994	6	Charlotte	Greensboro, NC	FA '22
76	Okorafor, Chukwuma	OL	6-6	320	8/8/1997	5	Western Michigan	Southfield, MI	D7b '18
5	Oladokun, Chris	QB	6-2	195	9/3/1997	R	South Dakota State	Tampa, FL	D3b '22
89	Olszewski, Gunner	WR	6-0	190	11/26/1996	4	Bemidji State	Alvin, TX	UFA '22
79	Owens, Chris	C	6-3	305	12/24/1997	R	Alabama	Arlington, TX	UDFA '22
14	Pickens, George	WR	6-3	200	3/4/2001	R	Georgia	Hoover, AL	D2 '22
8	Pickett, Kenny	QB	6-3	220	6/6/1998	R	Pittsburgh	Oakhurst, NJ	D1 '22
42	Pierre, James	CB	6-2	185	9/16/1996	3	Florida Atlantic	Deerfield Beach, FL	UDFA '20
30D	Platel, Carlins	DB	6-1	205	8/15/1999	R	South Carolina	Everett, MA	UDFA '22
87	Rader, Kevin	TE	6-4	250	4/26/1995	2	Youngstown State	Pittsburgh, PA	FA '19
46D	Rashed, Hamilcar	LB	6-2	251	1/2/1998	2	Oregon State	Phoenix, AZ	W '22 (NYJ)
93	Robinson, Mark	LB	5-11	235	8/14/1999	R	Mississippi	Leesburg, GA	D7a '22
16	Rudolph, Mason	QB	6-5	235	6/17/1995	5	Oklahoma State	Rock Hill, SC	D3a '18
2	Sciba, Nick	K	5-9	191	11/2/1999	R	Wake Forest	Clover, SC	UDFA '22
50	Scott, Delontae	LB	6-5	246	1/21/1997	1	SMU	Irving, TX	FA '20
64	Scott, Trent	OL	6-5	320	1/25/1994	5	Grambling State	Huntsville, AL	FA '22
82	Sims, Steven	WR	5-10	176	3/31/1997	3	Kansas	Houston, TX	FA '21
84	Snead, Tyler	WR	5-7	174	2/1/2000	R	East Carolina	Raleigh, NC	UDFA '22
41	Snell Jr., Benny	RB	5-10	224	2/26/1998	4	Kentucky	Columbus, OH	FA '19
24	Spillane, Robert	LB	6-1	229	12/14/1995	4	Western Michigan	Oak Park, IL	D4 '19
26	Steele, Chris	DB	6-1	190	9/27/2000	R	Southern Cal	Downey, CA	UDFA '22
40	Stephens, Linden	DB	6-0	193	3/21/1995	3	Cincinnati	Euclid, OH	FA '21
85	Sternberger, Jake	TE	6-4	251	6/26/1996	3	Texas A&M	Kingfisher, OK	D3 '19
37	Stiner, Donovan	S	6-2	210	2/11/1999	1	Florida	Houston, TX	UDFA '21
20	Sutton, Cameron	CB	5-11	188	2/27/1995	6	Tennessee	Jonesboro, GA	D3a '17
33	Teague III, Master	RB	5-11	225	5/19/2000	R	Ohio State	Murfreesboro, TN	FA '22
10	Trubisky, Mitch	QB	6-2	220	8/20/1994	6	North Carolina	Mentor, OH	UFA '22
72	Tucker-Jordan	OT	6-6	340	4/9/1999	R	North Carolina	Atlanta, GA	UDFA '22
48	Tuszka, Derek	LB	6-5	246	7/11/1996	3	North Dakota State	Warner, SD	D7b '20
80	Vaughns, Tyler	WR	6-2	184	6/1/1997	1	USC	Pasadena, CA	FA '21
96	Vaughters, James	LB	6-2	264	6/27/1993	2	Stanford	Chicago, Ill.	FA '22
29	Wallace, Levi	CB	6-0	179	6/12/1995	5	Alabama	Tucson, AZ	UFA '22
30	Warren, Jaylen	RB	5-8	215	11/1/1998	R	Oklahoma State	Cottonwood Heights, UT	UDFA '22
44	Watt, Derek	FB	6-2	234	11/7/1992	7	Wisconsin	Pewaukee, WI	UFA '20
90	Watt, T.J.	LB	6-4	252	10/11/1994	6	Wisconsin	Pewaukee, WI	D1 '17
15	White, Cody	WR	6-3	215	11/28/1998	2	Michigan State	Novi, MI	FA '20
25	Witherspoon, Ahkello	CB	6-2	195	3/21/1995	6	Colorado	Sacramento, CA	TR '21 (SEA)
95	Wormley, Chris	DL	6-5	300	10/25/1993	6	Michigan	Toledo, OH	TR '20 (BAL)

Injured Reserve (1)

33	McNichols, Jeremy	RB	5-9	205	12/26/1995	2	Boise State	Santa Margarita, Calif.	FA '20
----	-------------------	----	-----	-----	------------	---	-------------	-------------------------	--------

NO.	NAME	POS	HT	WT	DOB	EXP	COLLEGE	HOMETOWN	HOW ACQ
2	Rudolph, Mason	QB	6-5	235	6/17/1995	5	Oklahoma State	Rock Hill, SC	D3a '18
4	Nizialek, Cameron	P	6-2	200	3/19/1995	2	Georgia	Chantilly, VA	FA '21
5	Oladokun, Chris	QB	6-2	195	9/3/1999	R	South Dakota State	Tampa, FL	D7a '22
6	Havin III, Pressley	P	6-0	255	9/17/1998	2	Georgia Tech	Alcoul, SC	D7b '21
8	Pickett, Kenny	QB	6-3	220	6/6/1998	R	Pittsburgh	Oakhurst, NJ	D1 '22
9	Boswell, Chris	K	6-2	185	3/16/1991	8	Rice	Fort Worth, TX	FA '15
10	Trubisky, Mitch	QB	6-2	220	8/20/1994	6	North Carolina	Mentor, OH	UFA '22
11	Claypool, Chase	WR	6-4	238	7/7/1998	3	Notre Dame	Abbotsford, British Columbia, Canada	D2 '20
13	Boykyn, Miles	WR	6-4	220	10/12/1996	4	Notre Dame	New Lenox, IL	W '22 (BAL)
14	Pickens, George	WR	6-3	200	3/4/2001	R	Georgia	Hoover, AL	D2 '22
15	White, Cody	WR	6-3	215	11/28/1998	2	Michigan State	Novi, MI	FA '20
16	Sciba, Nick	K	5-9	191	11/2/1999	R	Wake Forest	Clover, SC	UFA '22
17	Miller, Anthony	WR	5-11	199	10/9/1994	5	Memphis	Memphis, TN	FA '21
18	Johnson, Dontae	WR	5-10	183	7/5/1996	4	Toledo	Ruskin, FL	D3a '19
19	Austin III, Calvin	WR	5-9	162	3/24/1999	R	Memphis	Memphis, TN	D4 '22
20	Sutton, Cameron	CB	5-11	188	2/27/1995	6	Tennessee	Jonesboro, GA	D3a '17
21	Norwood, Tre	DB	6-0	194	4/19/1999	2	Oklahoma	Fort Smith, AR	D7a '21
22	Blake, Christian	WR	6-1	181	6/8/1996	4	Northern Illinois	Fl. Lauderdale, FL	FA '22
22	Harris, Najee	RB	6-1	242	3/9/1998	2	Alabama	Antioch, CA	D1 '21
24	Snell Jr., Benny	RB	5-10	224	2/26/1998	4	Kentucky	Columbus, OH	D4 '19
24D	Kazee, Damontae	S	5-11	174	6/5/1993	6	San Diego State	San Bernardino, CA	FA '22
25	Witherspoon, Ahkello	CB	6-2	195	3/21/1995	6	Colorado	Sacramento, CA	TR '21 (SEA)
26	McFarland Jr., Anthony	RB	5-8	193	3/4/1999	3	Maryland	Hyattsville, MD	D4a '20
26	Steele, Chris	DB	6-1	190	9/27/2000	R	Southern Cal	Downey, CA	UFA '18
27	Allen, Marcus	LB	6-2	215	8/7/1996	4	Penn State	Silver Spring, MD	D5a '22
28	Killebrew, Miles	S	6-2	222	5/10/1993	7	Southern Utah	Henderson, NV	D4 '16
29	Wallace, Levi	CB	6-0	179	6/12/1995	5	Alabama	Tucson, AZ	UFA '22
30	Warren, Jaylen	RB	5-8	215	11/1/1998	R	Oklahoma State	Cottonwoods Heights, UT	UFA '22
30D	Platel, Carlins	DB	6-1	205	8/15/1999	R	South Carolina	Everett, MA	UFA '22
31	Layne, Justin	CB	6-2	192	1/12/1998	4	Michigan State	Cleveland, OH	D3b '19
33	Teague III, Master	RB	5-11	225	5/19/2000	R	Ohio State	Murfreesboro, TN	FA '22
34	Edmunds, Terrell	S	6-1	217	1/20/1997	5	Virginia Tech	Danville, VA	D1 '18
35	Maulet, Arthur	CB	5-10	190	7/13/1993	6	Memphis	New Orleans, LA	FA '21
37	Stiner, Donovan	S	6-2	210	2/11/1999	1	Florida	Houston, TX	UFA '21
38D	Joseph, Karl	S	5-10	200	9/8/1993	7	West Virginia	Orlando, FL	FA '21
39	Fitzpatrick, Minkah	S	6-1	207	11/17/1996	5	Alabama	Old Bridge, NJ	TR '19 (MIA)
40	Stephens, Linden	DB	6-0	193	3/21/1995	3	Cincinnati	Euclid, OH	FA '21
40	Durant, Mataeo	RB	6-1	195	12/4/1999	R	Duke	Palm Beach, SC	UFA '22
41	Spillane, Robert	LB	6-1	229	12/14/1995	4	Western Michigan	Oak Park, IL	FA '19
42	Pierre, James	CB	6-2	185	9/16/1996	3	Florida Atlantic	Deerfield Beach, FL	UFA '20
44	Watt, Derek	FB	6-2	234	11/7/1992	7	Wisconsin	Pewaukee, WI	UFA '20
44D	Carter, Ron'Dell	LB	6-3	269	7/3/1997	3	James Madison	Baltimore, MD	FA '22
45	Johnson, Buddy	LB	6-2	240	2/27/1999	2	Texas A&M	Dallas, TX	D4b '21
46	Kuntz, Christian	LS	6-1	228	4/13/1994	2	Duquesne	Pittsburgh, PA	FA '20
46D	Rashed, Hamillar	LB	6-2	251	1/2/1998	2	Oregon State	Phoenix, AZ	W '22 (NYJ)
48	Tuszka, Derrek	LB	6-5	246	7/11/1996	3	North Dakota State	Warner, SD	D7b '20
49	Avery, Genard	LB	6-0	250	4/26/1995	5	Memphis	Grenada, MS	FA '22
50	Scott, Delontae	LB	6-5	246	1/21/1997	1	SMU	Irving, TX	FA '20
51	Jack, Miles	LB	6-1	255	9/3/1995	7	UCLA	Scottsdale, AZ	FA '22
53	Green, Kendrick	OL	6-4	315	12/22/1998	2	Illinois	Peoria, IL	D3 '21
55	Bush, Devin	LB	5-11	234	7/18/1998	4	Michigan	Pembroke Pines, FL	D1 '19
56	Highsmith, Alex	LB	6-4	242	8/7/1997	3	Charlotte	Wilmington, NC	D3 '20
57	Adams Sr., Montravius	DT	6-4	304	7/24/1995	6	Auburn	Vienna, GA	FA '21
60	Hassenauser, J.C.	C	6-2	295	9/15/1995	3	Alabama	Woodbury, MN	FA '19
61	Cole, Mason	OL	6-5	298	3/28/1996	5	Michigan	Tarpon Springs, FL	UFA '22
62	Gilliam, Nate	G	6-4	310	7/6/1997	1	Wake Forest	Knoxville, TN	FA '20
64	Scott, Trent	OL	6-5	320	1/25/1994	5	Grambling State	Huntsville, AL	FA '22
64	Costin, Doug	DT	6-2	320	10/5/1997	3	Miami (Ohio)	West Chester, Pa.	FA '20
65	Moore Jr., Dan	OT	6-5	315	9/28/1998	2	Texas A&M	Beaumont, TX	D4a '21
65D	Ogunjobi, Larry	DT	6-3	305	6/3/1994	6	Charlotte	Greensboro, NC	FA '22
66	Jeter, Donovan	NT	6-3	325	12/7/1998	R	Michigan	Beaver Falls, PA	UFA '22
67	Dixon, Jake	OT	6-6	290	10/18/1997	R	Duquesne	Pittsburgh, PA	UFA '22
68	Davis, Khalil	DT	6-1	308	8/22/1996	3	Nebraska	Blue Springs, MO	W '21 (TB)
69	Dotson, Kevin	OL	6-4	321	9/18/1996	3	Louisiana	Plaquemine, LA	D7b '20
71	Haeg, Joe	OT	6-6	298	3/11/1993	7	North Dakota State	Lake Shore, MN	UFA '21
72	Tucker, Jordan	OT	6-6	340	4/9/1999	R	North Carolina	Atlanta, GA	UFA '22
73	Davis, Carlos	DT	6-2	320	8/22/1996	3	Nebraska	Blue Springs, MO	D7 '20
74	Green, Chaz	OT	6-5	318	4/8/1992	6	Florida	Tampa, FL	UFA '21
76	Okorafor, Chukwuma	OL	6-6	320	8/8/1997	5	Western Michigan	Southfield, MI	D3b '18
77	Leglie, John	OL	6-7	310	4/17/1996	2	Tulane	Alexandria, LA	FA '20
78	Daniels, James	OL	6-4	327	9/13/1997	5	Iowa	Warren, OH	UFA '22
79	Owens, Chris	C	6-3	305	12/24/1997	R	Alabama	Arlington, TX	UFA '22
80	Vaughns, Tyler	WR	6-2	184	6/1/1997	1	USC	Pasadena, CA	FA '21
81	Gentry, Zach	TE	6-8	265	9/10/1996	4	Michigan	Albuquerque, NM	D5 '19
82	Sims, Steven	WR	5-10	176	3/31/1997	3	Kansas	Houston, TX	FA '21
83	Heyward, Connor	TE/FB	6-0	230	1/22/1999	R	Michigan State	Duluth, GA	D6 '22
84	Snead, Tyler	WR	5-7	174	2/1/2000	R	East Carolina	Raleigh, NC	UFA '22
85	Stemberger, Jace	TE	6-4	251	6/26/1996	3	Texas A&M	Kingfisher, OK	D3 '19
87	Rader, Kevin	TE	6-4	250	4/26/1995	2	Youngstown State	Pittsburgh, PA	FA '19
88	Freiermuth, Pat	TE	6-5	258	10/25/1998	2	Penn State	Merrimac, MA	D2 '21
89	Olszewski, Gunner	WR	6-0	190	11/26/1996	4	Bemidji State	Alvin, TX	UFA '22
90	Watt, T.J.	LB	6-4	252	10/11/1994	6	Wisconsin	Pewaukee, WI	D1 '17
92	Loudermilk, Isaiahh	DE	6-7	293	10/10/1997	2	Wisconsin	Howard, KS	D5 '21
93	Robinson, Mark	LB	5-11	235	8/14/1999	R	Mississippi	Leesburg, GA	D7a '22
94	Alualu, Tyson	DE	6-3	304	5/12/1987	13	California	Honolulu, HI	UFA '17
95	Wormley, Chris	DL	6-5	300	10/25/1993	6	Michigan	Toledo, OH	TR '20 (BAL)
96	Vaughters, James	LB	6-2	264	6/27/1993	2	Stanford	Chicago, Ill.	FA '22
97	Heyward, Cameron	DT	6-5	295	5/6/1989	12	Ohio State	Pittsburgh, PA	D1 '11
98	Leal, DeMarvin	DE	6-4	290	7/1/2000	R	Texas A&M	San Antonio, TX	D3 '22
99	Mondeau, Henry	DE	6-4	280	9/19/1995	3	Oregon	Portland, OR	FA '19

Injured Reserve (1)

33	McNichols, Jeremy	RB	5-9	205	12/26/1995	2	Boise State	Santa Margarita, Calif.	FA '20
----	-------------------	----	-----	-----	------------	---	-------------	-------------------------	--------

**QUARTERBACKS (4)**

2 Rudolph, Mason ..... QB	5 Oladokun, Chris ..... QB
8 Pickett, Kenny ..... QB	10 Trubisky, Mitch ..... QB

**RUNNING BACKS (8)**

22 Harris, Najee ..... RB	24 Snell Jr., Benny ..... RB
26 McFarland Jr., Anthony ..... RB	30 Warren, Jaylen ..... RB
33 McNichols, Jeremy (IR) ..... RB	33 Teague III, Master ..... RB
40 Durant, Mataeo ..... RB	44 Watt, Derek ..... FB

**WIDE RECEIVERS (12)**

11 Claypool, Chase ..... WR	13 Boykin, Miles ..... WR
14 Pickens, George ..... WR	15 White, Cody ..... WR
17 Miller, Anthony ..... WR	18 Johnson, Dontae ..... WR
19 Austin III, Calvin ..... WR	21 Blake, Christian ..... WR
80 Vaughns, Tyler ..... WR	82 Sims, Steven ..... WR
84 Sneed, Tyler ..... WR	89 Olszewski, Gunner ..... WR

**TIGHT ENDS (5)**

81 Gentry, Zach ..... TE	83 Heyward, Connor ..... TE/FB
85 Sternberger, Jace ..... TE	87 Rader, Kevin ..... TE
88 Freiermuth, Pat ..... TE	

**OFFENSIVE LINE (15)**

53 Green, Kendrick ..... OL	60 Hassenauer, J.C. ..... C
61 Cole, Mason ..... OL	62 Gilliam, Nate ..... G
64 Scott, Trent ..... OL	65 Moore Jr., Dan ..... OT
67 Dixon, Jake ..... OT	69 Dotson, Kevin ..... OL
71 Haeg, Joe ..... OT	72 Tucker, Jordan ..... OT
74 Green, Chaz ..... OT	76 Okorafor, Chukwuma ..... OL
77 Leglue, John ..... OL	78 Daniels, James ..... OL
79 Owens, Chris ..... C	

**LINEBACKERS (14)**

27 Allen, Marcus ..... LB	41 Spillane, Robert ..... LB
44 Carter, Ron'Dell ..... LB	45 Johnson, Buddy ..... LB
46 Rashed, Hamlicar ..... LB	48 Tuszka, Derrek ..... LB
49 Avery, Genard ..... LB	50 Scott, Delontae ..... LB
51 Jack, Myles ..... LB	55 Bush, Devin ..... LB
56 Highsmith, Alex ..... LB	90 Watt, T.J. .... LB
93 Robinson, Mark ..... LB	96 Vaughters, James ..... LB

**DEFENSIVE BACKS (16)**

20 Sutton, Cameron ..... CB	21 Norwood, Tre ..... DB
24 Kazez, Damontae ..... S	25 Witherspoon, Ahkello ..... CB
26 Steele, Chris ..... DB	28 Killebrew, Miles ..... S
29 Wallace, Levi ..... CB	30 Platel, Carlins ..... DB
31 Layne, Justin ..... CB	34 Edmunds, Terrell ..... S
35 Maulet, Arthur ..... CB	37 Stiner, Donovan ..... S
38 Joseph, Karl ..... S	39 Fitzpatrick, Minkah ..... S
40 Stephens, Linden ..... DB	42 Pierre, James ..... CB

**DEFENSIVE LINE (12)**

57 Adams Sr., Montravius ..... DT	64 Costin, Doug ..... DT
65 Ogunjobi, Larry ..... DT	66 Jeter, Donovan ..... NT
68 Davis, Khalil ..... DT	73 Davis, Carlos ..... DT
92 Loudermilk, Isaiahh ..... DE	94 Alualu, Tyson ..... DE
95 Wormley, Chris ..... DL	97 Heyward, Cameron ..... DT
98 Leal, DeMarvin ..... DE	99 Mondeaux, Henry ..... DE

**SPECIALISTS (5)**

4 Nizialek, Cameron ..... P	6 Harvin III, Pressley ..... P
9 Boswell, Chris ..... K	16 Sciba, Nick ..... K
46 Kuntz, Christian ..... LS	

YEAR	DRAFTEES (34)	FREE AGENTS (36)	COLLEGE FREE AGENTS (14)	TRADES/WAIVERS (6)
2011	DT Cameron Heyward (1)			
2015		K Chris Boswell (FA '15)		
2016	S Miles Killebrew (4)			
2017	LB T.J. Watt (1) CB Cameron Sutton (3)	DE Tyson Alualu (UFA '17)		
2018	S Terrell Edmunds (1) OL Chukwuma Okorafor (3) QB Mason Rudolph (3) LB Marcus Allen (5)			
2019	LB Devin Bush (1) WR Diontae Johnson (3) CB Justin Layne (3) TE Jace Sternberger (3) RB Benny Snell Jr. (4) TE Zach Gentry (5)	C J.C. Hassenauer (FA '19) DE Henry Mondeaux (FA '19) TE Kevin Rader (FA '19) LB Robert Spillane (FA '19)		S Minkah Fitzpatrick (TR '19 MIA)
2020	WR Chase Claypool (2) LB Alex Highsmith (3) OL Kevin Dotson (4) RB Anthony McFarland Jr. (4) DT Carlos Davis (7)	G Nate Gilliam (FA '20) LS Christian Kuntz (FA '20) OL John Legue (FA '20) FB Derek Watt (UFA '20) WR Cody White (FA '20)	DT Doug Costin (FA '20) CB James Pierre (UDFA '20) LB Delontae Scott (FA '20)	DL Chris Wormley (TR '20 BAL)
2021	RB Najee Harris (1) TE Pat Freiermuth (2) OL Kendrick Green (3) OT Dan Moore Jr. (4a) LB Buddy Johnson (4b) DE Isaiahh Loudermilk (5) DB Tre Norwood (7a) P Pressley Harvin III (7b)	DT Montravius Adams Sr. (FA '21) OT Chaz Green (UFA '21) OT Joe Haeg (UFA '21) S Karl Joseph (FA '21) CB Arthur Maulet (FA '21) WR Anthony Miller (FA '21) P Cameron Nizialek (FA '21) WR Steven Sims (FA '21) DB Linden Stephens (FA '21) LB Derrek Tuszka (D7b '20) WR Tyler Vaughns (FA '21)	S Donovan Stiner (UDFA '21)	DT Khalil Davis (W '21 TB) CB Ahkello Witherspoon (TR '21 SEA)
2022	QB Kenny Pickett (1) WR George Pickens (2) DE DeMarvin Leal (3) WR Calvin Austin III (4) TE/FB Connor Heyward (6) LB Mark Robinson (7a) QB Chris Oladokun (7b)	LB Genard Avery (FA '22) WR Christian Blake (FA '22) LB Roni'Dell Carter (FA '22) OL Mason Cole (UFA '22) OL James Daniels (UFA '22) LB Myles Jack (FA '22) S Damontae Kazee (FA '22) DT Larry Ogunjobi (FA '22) WR Gunner Olszewski (UFA '22) OL Trent Scott (FA '22) RB Master Teague III (FA '22) QB Mitch Trubisky (UFA '22) LB James Vaughters (FA '22) CB Levi Wallace (UFA '22)	OT Jake Dixon (UDFA '22) RB Mataeo Durant (UDFA '22) NT Donovan Jeter (UDFA '22) C Chris Owens (UDFA '22) DB Carlins Platel (UDFA '22) K Nick Sciba (UDFA '22) WR Tyler Sneed (UDFA '22) DB Chris Steele (UDFA '22) OT Jordan Tucker (UDFA '22) RB Jaylen Warren (UDFA '22)	WR Miles Boykin (W '22 BAL) LB Hamilcar Rashed (W '22 NYJ)





2021

# IN REVIEW



MEDIA GUIDE

WON 9, LOST 7, TIED 1			MIKE TOMLIN (17 GAMES)		
09/12	W	23-16	at Buffalo	69,787	
09/19	L	17-26	Las Vegas	63,707	
09/26	L	10-24	Cincinnati	58,076	
10/03	L	17-27	at Green Bay	78,281	
10/10	W	20-10	Denver	59,841	
10/17	W	23:20 (OT)	Seattle	60,821	
10/31	W	15-10	at Cleveland	67,431	
11/08	W	29-27	Chicago	60,788	
11/14	T	16-16 (OT)	Detroit	58,716	
11/21	L	37-41	at L.A. Chargers	70,240	
11/28	L	10-41	at Cincinnati	63,238	
12/05	W	20-19	Baltimore	59,303	
12/09	L	28-36	at Minnesota	66,718	
12/19	W	19-13	Tennessee	59,521	
12/26	L	10-36	at Kansas City	73,371	
01/03	W	26-14	Cleveland	63,624	
01/09	W	16-13 (OT)	at Baltimore	70,453	

2021 TEAM STATISTICS					
	PIT	OPP.			
<b>FIRST DOWNS</b>	<b>323</b>	<b>354</b>			
Rushing	85	144			
Passing	204	186			
Penalty	34	24			
Third Down-Made/Att	93/239	86/232			
Third Down Efficiency	38.9%	37.1%			
Fourth Down-Made/Att	10/21	13/24			
Fourth Down Efficiency	47.6%	54.2%			
<b>TOTAL NET YARDS</b>	<b>5,361</b>	<b>6,139</b>			
Avg. Per Game	315.4	361.1			
Total Plays	1,113	1,116			
Avg. Per Play	4.8	5.5			
<b>NET YARDS RUSHING</b>	<b>1,583</b>	<b>2,483</b>			
Avg. Per Game	93.1	146.1			
Total Rushes	411	498			
Avg. Per Rush	3.9	5.0			
<b>NET YARDS PASSING</b>	<b>3,778</b>	<b>3,656</b>			
Avg. Per Game	222.2	215.1			
Sacked/Yards Lost	38/239	55/321			
Gross Yards	4,017	3,977			
Attempts/Completions	664/425	563/355			
Pct. of Completion	64.0%	63.1%			
Had Intercepted	11	13			
<b>PUNTS/AVERAGE</b>	<b>77/43.5</b>	<b>76/45.7</b>			
Net Punting Average	38.4	38.5			
<b>PUNT RETURN/AVG.</b>	<b>40/9.3</b>	<b>32/9.6</b>			
<b>KICKOFF RETURN/AVG.</b>	<b>38/22.3</b>	<b>46/23.9</b>			
<b>INTERCEPTION RETURN/AVG.</b>	<b>13/8.1</b>	<b>11/12.1</b>			
<b>PENALTIES/YARDS</b>	<b>106/831</b>	<b>123/1017</b>			
<b>FUMBLES/BALL LOST</b>	<b>19/9</b>	<b>23/9</b>			
<b>TOUCHDOWNS</b>	<b>34</b>	<b>43</b>			
Rushing	10	17			
Passing	23	24			
Returns	1	2			
<b>EXTRA POINTS/ATTEMPTS</b>	<b>27/29</b>	<b>38/41</b>			
<b>TWO POINT CONVERSION/ATT.</b>	<b>2/5</b>	<b>0/2</b>			
<b>FIELD GOALS/ATTEMPTS</b>	<b>36/40</b>	<b>34/38</b>			
<b>AVG. TIME OF POSSESSION</b>	<b>29:13</b>	<b>30:47</b>			

* SCORE BY PERIODS	Q1	Q2	Q3	Q4	OT	PTS
<b>TEAM</b>	37	77	54	169	6	343
<b>OPPONENTS</b>	66	123	100	109	0	398

SCORING	TD	RU	PA	RT	K-PAT	FG	2PT	S	PTS
C. Boswell	0	0	0	27/29	36/40	0	0	0	135
N. Harris	10	7	3	0/0	0/0	0	0	0	60
D. Johnson	8	0	8	0/0	0/0	1	0	0	50
P. Freiermuth	7	0	7	0/0	0/0	1	0	0	44
C. Claypool	2	0	2	0/0	0/0	0	0	0	12
E. Bron	2	1	1	0/0	0/0	0	0	0	12
J. Washington	2	0	2	0/0	0/0	0	0	0	12
U. Gilbert III	1	0	0	1/0	0/0	0	0	0	6
B. Roethlisberger	1	1	0	0/0	0/0	0	0	0	6
J. Smith-Schuster	1	1	0	0/0	0/0	0	0	0	6
<b>TEAM</b>	<b>34</b>	<b>10</b>	<b>23</b>	<b>27/29</b>	<b>36/40</b>	<b>2</b>	<b>0</b>	<b>0</b>	<b>343</b>
<b>OPPONENTS</b>	<b>43</b>	<b>17</b>	<b>24</b>	<b>2</b>	<b>38/41</b>	<b>34/38</b>	<b>0</b>	<b>0</b>	<b>398</b>

* RUSHING	NO.	YDS	AVG	LONG	TD
N. Harris	307	1,200	3.9	37	7
B. Snell Jr.	36	98	2.7	9	0
C. Claypool	14	96	6.9	25	0
M. Rudolph	5	53	10.6	26	0
D. Johnson	5	53	10.6	25	0
K. Ballage	12	36	3.0	13	0
R. McCloud	2	15	7.5	10	0
J. Smith-Schuster	2	13	6.5	12	0
J. Washington	3	9	3.0	3t	1
B. Roethlisberger	20	5	0.3	3	1
A. McFarland Jr.	3	3	1.0	8	0
D. Watt	1	1	1.0	1	0
E. Bron	1	1	1.0	1t	1
<b>TEAM</b>	<b>411</b>	<b>1,583</b>	<b>3.9</b>	<b>37t</b>	<b>10</b>
<b>OPPONENTS</b>	<b>498</b>	<b>2,483</b>	<b>5.0</b>	<b>49t</b>	<b>17</b>

* RECEIVING	TAR	NO.	YDS	AVG	LONG	TD
D. Johnson	169	107	1,161	10.9	50t	8
C. Claypool	105	59	860	14.6	59	2
N. Harris	94	74	467	6.3	25t	3
P. Freiermuth	79	60	497	8.3	24	7
R. McCloud	66	39	277	7.1	24	0
J. Washington	44	24	285	11.9	42	2
J. Smith-Schuster	28	15	129	8.6	24	0
Z. Gentry	25	19	167	8.8	25	0
E. Bron	18	12	84	7.0	19	1
K. Ballage	7	2	8	4.0	6	0
C. White	6	5	33	6.6	11	0
B. Snell Jr.	4	2	13	6.5	7	0
D. Watt	3	3	15	5.0	9	0
K. Rader	3	2	8	4.0	7	0
A. McFarland Jr.	1	1	11	11.0	11	0
A. Miller	1	1	2	2.0	2	0
<b>TEAM</b>	<b>653</b>	<b>425</b>	<b>4,017</b>	<b>9.5</b>	<b>59</b>	<b>23</b>
<b>OPPONENTS</b>	<b>550</b>	<b>355</b>	<b>3,977</b>	<b>11.2</b>	<b>62t</b>	<b>24</b>

* INTERCEPTIONS	NO.	YDS	AVG	LONG	TD
A. Witherspoon	3	45	15.0	41	0
M. Fitzpatrick	2	18	9.0	18	0
T. Edmunds	2	15	7.5	15	0
C. Sutton	2	4	2.0	4	0
J. Schobert	1	23	23.0	23	0
J. Pierre	1	0	0.0	0	0
C. Heyward	1	0	0.0	0	0
T. Norwood	1	0	0.0	0	0
<b>TEAM</b>	<b>13</b>	<b>105</b>	<b>8.1</b>	<b>41</b>	<b>0</b>
<b>OPPONENTS</b>	<b>12</b>	<b>133</b>	<b>11.1</b>	<b>50</b>	<b>1</b>

* FUMBLES	FUM	LST	FF	REC	TD
B. Roethlisberger	1	5	0	5	0
D. Johnson	2	2	0	0	0
P. Freiermuth	1	1	0	0	0
R. McCloud	4	1	0	2	0
N. Harris	0	0	0	1	0
C. Okorafor	0	0	0	1	0
K. Green	1	0	0	0	0
J. Layne	0	0	0	1	0
<b>TEAM</b>	<b>19</b>	<b>9</b>	<b>0</b>	<b>10</b>	<b>0</b>
<b>OPPONENTS</b>	<b>23</b>	<b>9</b>	<b>0</b>	<b>7</b>	<b>0</b>

* PUNTING	NO.	YDS	AVG	NET	TB	IN	LG	B
P. Harvin III	70	2,982	42.6	38.0	3	25	64	0
C. Waitman	7	365	52.1	42.6	1	1	63	0
<b>TEAM</b>	<b>77</b>	<b>3,347</b>	<b>43.5</b>	<b>38.4</b>	<b>4</b>	<b>26</b>	<b>64</b>	<b>0</b>
<b>OPPONENTS</b>	<b>76</b>	<b>3,473</b>	<b>45.7</b>	<b>38.5</b>	<b>7</b>	<b>25</b>	<b>65</b>	<b>1</b>

* PUNT RETURNS	RET	FC	YDS	AVG	LONG	TD
R. McCloud	38	12	367	9.7	23	0
C. Sutton	2	0	3	1.5	3	0
<b>TEAM</b>	<b>40</b>	<b>12</b>	<b>370</b>	<b>9.3</b>	<b>23</b>	<b>0</b>
<b>OPPONENTS</b>	<b>32</b>	<b>19</b>	<b>308</b>	<b>9.6</b>	<b>55</b>	<b>0</b>

* KICKOFF RETURNS	NO.	YDS	AVG	LONG	TD
R. McCloud	35	776	22.2	40	0
A. McFarland Jr.	3	73	24.3	25	0
<b>TEAM</b>	<b>38</b>	<b>849</b>	<b>22.3</b>	<b>40</b>	<b>0</b>
<b>OPPONENTS</b>	<b>46</b>	<b>1,100</b>	<b>23.9</b>	<b>75</b>	<b>0</b>

* FIELD GOALS	1-19	20-29	30-39	40-49	50+
C. Boswell	0/0	9/9	8/9	11/13	8/9
<b>TEAM</b>	<b>0/0</b>	<b>9/9</b>	<b>8/9</b>	<b>11/13</b>	<b>8/9</b>
<b>OPPONENTS</b>	<b>0/0</b>	<b>10/10</b>	<b>12/13</b>	<b>11/12</b>	<b>1/3</b>

C. Boswell (24G, 20G, 45G) (56G) (42W, 26G) (52G) (48G, 43G) (27G, 52G, 37G) (31G) (54G, 52G, 40G) (20G, 23G, 51G) (36G, 36G, 45G) (40G) (53G, 43G) (49W) (36G, 56SH, 28G, 46G, 48G) (36W, 34G) (22G, 30G, 50G, 48G) (28G, 40G, 36G) **OPP:** (37G, 25G, 42G) (46G, 33G, 41G, 45G) (43G) (26G, 29G) (39G, 29G) (40G, 43G) (30G) (30G, 22G, 65SH) (20G, 48SH) (30G, 41G) (31G, 51G) (35G, 28G) (53W, 38G, 42G, 25G) (26G, 32G) (44G, 39W, 34G, 30G) (24G, 46G)

**2-PT Conv:** D. Johnson 1, P. Freiermuth 1, **TM** 2-5, **OPP** 0-2

**SACKS:** T. Watt 22.5, C. Heyward 10.0, C. Wormley 7.0, A. Highsmith 6.0, D. Tuszka 2.0, D. Bush 2.0, H. Mondeaux 2.0, I. Loudermilk 1.0, T. Edmunds 1.0, M. Ingram III 1.0, T. Charlton 0.5, **TM** 55.0, **OPP** 37.0 **FUM/LOST:** B. Roethlisberger 11/5, R. McCloud 4/1, D. Johnson 2/2, P. Freiermuth 1/1, K. Green 1/0, **TM** 19/9, **OPP** 23/9

* PASSING	ATT	CMP	YDS	CMP%	YDS/ATT	TD	INT	INT%	LONG	SACK	LOST	RATING	
B. Roethlisberger	605	390	3,740	64.5	6.2	22	3.6	10	1.7	59	38	239	86.8
M. Rudolph	58	35	277	60.3	4.8	1	1.7	1	1.7	36	0	70.8	
C. Boswell	1	0	0	0.0	0.0	0	0.0	0	0.0	0	0	39.6	
<b>TEAM</b>	<b>664</b>	<b>425</b>	<b>4,017</b>	<b>64.0</b>	<b>6.0</b>	<b>23</b>	<b>3.5</b>	<b>11</b>	<b>1.7</b>	<b>59</b>	<b>38</b>	<b>239</b>	<b>85.3</b>
<b>OPPONENTS</b>	<b>663</b>	<b>355</b>	<b>3,977</b>	<b>63.1</b>	<b>7.1</b>	<b>24</b>	<b>4.3</b>	<b>13</b>	<b>2.3</b>	<b>62t</b>	<b>55</b>	<b>231</b>	<b>88.7</b>

2021 REGULAR SEASON PITTSBURGH STEELERS DEFENSIVE STATS  
(THROUGH WEEK 18)

PLAYER	TKL.	AST.	TOTAL	TFL	SACKS/YDS.	PR	FR	FF	INT./YDS.	PD
Minkah Fitzpatrick	84	40	124	1	0.0/0.0	0	1	1	2/18	7
Joe Schobert	70	42	112	2	0.0/0.0	1	0	1	1/23	6
Terrell Edmunds	63	26	89	8	1.0/13.0	1	0	0	2/15	6
Cameron Heyward	53	36	89	15	10.0/55.5	17	1	1	1/0	9
Alex Highsmith	46	28	74	15	6.0/35.5	15	0	1	0/0	0
Devin Bush	41	29	70	2	2.0/18.0	4	1	1	0/0	4
T.J. Watt	48	16	64	21	22.5/111.5	39	3	5	0/0	7
Cameron Sutton	44	8	52	4	0.0/0.0	0	0	1	2/4	6
Chris Wormley	29	22	51	6	7.0/55.5	10	0	1	0/0	3
Arthur Maulet	37	9	46	5	0.0/0.0	2	0	1	0/0	1
Robert Spillane	23	22	45	2	0.0/0.0	0	0	0	0/0	0
Joe Haden	26	12	38	0	0.0/0.0	0	1	1	0/0	6
James Pierre	34	3	37	0	0.0/0.0	0	0	1	1/0	4
Tre Norwood	30	5	35	2	0.0/0.0	0	0	0	1/0	4
Isaiah Loudermilk	16	7	23	0	1.0/0.0	0	0	0	0/0	3
Taco Charlton	7	11	18	0	0.5/2.0	2	0	0	0/0	1
Isaiah Buggs	5	12	17	2	0.0/0.0	0	0	0	0/0	1
Derrek Tuszka	7	9	16	1	2.0/13.0	2	0	1	0/0	0
Henry Mondeaux	6	10	16	2	2.0/9.0	2	1	0	0/0	0
Ahkello Witherspoon	14	1	15	1	0.0/0.0	0	0	0	3/45	9
Melvin Ingram III	5	5	10	2	1.0/8.0	6	0	0	0/0	1
Montravius Adams Sr.	6	2	8	1	0.0/0.0	3	0	0	0/0	1
Marcus Allen	3	4	7	0	0.0/0.0	0	0	0	0/0	0
Miles Killebrew	5	1	6	1	0.0/0.0	0	0	0	0/0	0
Carlos Davis	3	2	5	1	0.0/0.0	0	0	0	0/0	0
Tyson Alualu	2	3	5	0	0.0/0.0	1	0	0	0/0	0
Justin Layne	3	1	4	0	0.0/0.0	0	0	0	0/0	0
Ulysees Gilbert III	2	0	2	0	0.0/0.0	0	0	0	0/0	0
Karl Joseph	1	1	2	0	0.0/0.0	0	0	0	0/0	1
Daniel Archibong	0	2	2	0	0.0/0.0	0	0	0	0/0	0
Jamir Jones	1	0	1	0	0.0/0.0	1	0	0	0/0	0
<b>STEELERS TOTALS</b>	<b>714</b>	<b>369</b>	<b>1,083</b>	<b>94</b>	<b>55.0/321.0</b>	<b>106</b>	<b>8</b>	<b>16</b>	<b>13/105</b>	<b>80</b>
<b>OPP. TOTALS</b>	<b>690</b>	<b>389</b>	<b>1,079</b>	<b>71</b>	<b>37.0/236.0</b>	<b>74</b>	<b>8</b>	<b>11</b>	<b>11/133</b>	<b>82</b>

Ast - Assist, TFL - Tackle for a Loss, PR - Pressures, Int - Interception, FR - Fumble Recovery, FF - Forced Fumble, PD - Pass Defense

2021 STEELERS SPECIAL TEAMS

PLAYER	TKL.	AST.	COMB.
Derek Watt	10	4	14
Ulysees Gilbert III	9	4	13
Justin Layne	9	3	12
Robert Spillane	6	5	11
James Pierre	3	7	10
Miles Killebrew	4	3	7
Benny Snell Jr.	3	4	7
Marcus Allen	3	3	6
Cody White	2	2	4
Tre Norwood	2	1	3
Kevin Rader	2	1	3
Buddy Johnson	2	0	2
Christian Kuntz	2	0	2
Derrek Tuszka	2	0	2
Pressley Harvin III	1	0	1
Arthur Maulet	1	0	1
<b>TOTALS</b>	<b>63</b>	<b>37</b>	<b>100</b>

DEFENSIVE STATS BY RANK

SACKS		INTERCEPTIONS		TACKLES FOR LOSS		PASSES DEFENSED		PRESSURES	
PLAYER	NO.	PLAYER	NO.	PLAYER	NO.	PLAYER	NO.	PLAYER	NO.
T.J. Watt	22.5	Ahkello Witherspoon	3	T.J. Watt	21	Cameron Heyward	9	T.J. Watt	39
Cameron Heyward	10.0	Terrell Edmunds	2	Cameron Heyward	15	Ahkello Witherspoon	9	Cameron Heyward	17
Chris Wormley	7.0	Minkah Fitzpatrick	2	Alex Highsmith	15	Minkah Fitzpatrick	7	Alex Highsmith	15
Alex Highsmith	6.0	Cameron Sutton	2	Terrell Edmunds	8	T.J. Watt	7	Chris Wormley	10
Devin Bush	2.0	Cameron Heyward	1	Chris Wormley	6	Terrell Edmunds	6	Melvin Ingram III	6
Henry Mondeaux	2.0	Tre Norwood	1	Arthur Maulet	5	Joe Haden	6	Devin Bush	4
Derrek Tuszka	2.0	James Pierre	1	Cameron Sutton	4	Joe Schobert	6	Montravius Adams Sr.	3
Terrell Edmunds	1.0	Joe Schobert	1	Isaiah Buggs	2	Cameron Sutton	6	Taco Charlton	2
Melvin Ingram III	1.0			Devin Bush	2	Devin Bush	4	Arthur Maulet	2
Isaiah Loudermilk	1.0			Melvin Ingram III	2	Tre Norwood	4	Henry Mondeaux	2
Taco Charlton	0.5			Henry Mondeaux	2	James Pierre	4	Derrek Tuszka	2
				Tre Norwood	2	Isaiah Loudermilk	3	Tyson Alualu	1
				Joe Schobert	2	Chris Wormley	3	Terrell Edmunds	1
				Robert Spillane	2	Montravius Adams Sr.	1	Jamir Jones	1
				Montravius Adams Sr.	1	Isaiah Buggs	1	Joe Schobert	1
				Carlos Davis	1	Taco Charlton	1		
				Minkah Fitzpatrick	1	Melvin Ingram III	1		
				Miles Killebrew	1	Karl Joseph	1		
				Derrek Tuszka	1	Arthur Maulet	1		
				Ahkello Witherspoon	1				



**WEEK 1**  
**Pittsburgh Steelers 23, Buffalo Bills 16**  
 69,787 🌈 Highmark Stadium 🌈 Sep 12, 2021



Pittsburgh Steelers .....	0	0	6	17	—	23
Buffalo Bills .....	3	7	0	6	—	16

**SCORING DRIVES**

TEAM	QTR	TIME	SCORING PLAY	PIT	BUF
Bills	1	13:30	T.Bass 37 yd. Field Goal (4-5, 1:30)	0	3
Bills	2	00:22	G.Davis 3 yd. pass from J.Allen (T.Bass kick) (13-91, 5:39)	0	10
Steelers	3	10:23	C.Boswell 24 yd. Field Goal (10-69, 4:37)	3	10
Steelers	3	01:47	C.Boswell 20 yd. Field Goal (11-62, 4:01)	6	10
Steelers	4	11:19	D.Johnson 5 yd. pass from B.Roethlisberger (C.Boswell kick) (4-52, 2:23)	13	10
Steelers	4	09:45	U.Gilbert 9 yd. return of blocked punt (C.Boswell kick)	20	10
Bills	4	05:23	T.Bass 25 yd. Field Goal (9-67, 4:22)	20	13
Steelers	4	02:42	C.Boswell 45 yd. Field Goal (9-48, 2:41)	23	13
Bills	4	00:46	T.Bass 42 yd. Field Goal (10-40, 1:56)	23	16

**PITTSBURGH STEELERS**

PASSING	ATT	CP	YDS	SK/YD	TD	LG	INT	RTG
Ben Roethlisberger	32	18	188	2/11	1	24	0	83.9
<b>TOTAL</b>	<b>32</b>	<b>18</b>	<b>188</b>	<b>2/11</b>	<b>1</b>	<b>24</b>	<b>0</b>	<b>83.9</b>

RUSHING	ATT	YDS	AVG	LG	TD
Najee Harris	16	45	2.8	18	0
Chase Claypool	1	25	25.0	25	0
Ben Roethlisberger	4	5	1.3	8	0
<b>TOTAL</b>	<b>21</b>	<b>75</b>	<b>3.6</b>	<b>25</b>	<b>0</b>

RECEIVING	NO	YDS	AVG	LG	TD
Diontae Johnson	5	36	7.2	14	1
JuJu Smith-Schuster	4	52	13.0	24	0
Chase Claypool	3	45	15.0	22	0
James Washington	2	10	5.0	9	0
Pat Freiermuth	1	24	24.0	24	0
Eric Ebron	1	19	19.0	19	0
Najee Harris	1	4	4.0	4	0
Zach Gentry	1	-2	-2.0	-2	0
<b>TOTAL</b>	<b>18</b>	<b>188</b>	<b>10.4</b>	<b>24</b>	<b>1</b>

TOP DEFENSE	TOT	SOLO	AST	SCK	YDS	INT
Devin Bush	10	6	4	0.0	0.0	0
Minkah Fitzpatrick	10	6	4	0.0	0.0	0
James Pierre	6	6	0	0.0	0.0	0

FIELD GOALS	FGM/FGA	PERCENT	RESULTS
Chris Boswell	3-3	100.0	24G, 20G, 45G
<b>TOTAL</b>	<b>3-3</b>	<b>100.0</b>	

**BUFFALO BILLS**

PASSING	ATT	CP	YDS	SK/YD	TD	LG	INT	RTG
Josh Allen	51	30	270	3/16	1	37	0	79.7
<b>TOTAL</b>	<b>51</b>	<b>30</b>	<b>270</b>	<b>3/16</b>	<b>1</b>	<b>37</b>	<b>0</b>	<b>79.7</b>

RUSHING	ATT	YDS	AVG	LG	TD
Devin Singletary	11	72	6.5	25	0
Josh Allen	9	44	4.9	11	0
Matt Breida	4	4	1.0	7	0
Isaiah McKenzie	1	-3	-3.0	-3	0
<b>TOTAL</b>	<b>25</b>	<b>117</b>	<b>4.7</b>	<b>25</b>	<b>0</b>

RECEIVING	NO	YDS	AVG	LG	TD
Stefon Diggs	9	69	7.7	13	0
Cole Beasley	8	60	7.5	12	0
Emmanuel Sanders	4	52	13.0	16	0
Dawson Knox	4	41	10.3	13	0
Devin Singletary	3	8	2.7	5	0
Gabe Davis	2	40	20.0	37	1
<b>TOTAL</b>	<b>30</b>	<b>270</b>	<b>9.0</b>	<b>37</b>	<b>1</b>

TOP DEFENSE	TOT	SOLO	AST	SCK	YDS	INT
Taron Johnson	7	7	0	0.0	0.0	0
Micah Hyde	6	5	1	0.0	0.0	0
Jordan Poyer	6	5	1	1.0	10.0	0

FIELD GOALS	FGM/FGA	PERCENT	RESULTS
Tyler Bass	3-3	100.0	37G, 25G, 42G
<b>TOTAL</b>	<b>3-3</b>	<b>100.0</b>	

**Team Statistics**

	Steelers	Bills
First Downs	16	22
3rd-Down Eff. (Made/Att/Pct)	4/12/33%	8/18/44%
4th-Down Eff. (Made/Att/Pct)	0/0/0%	1/3/33%
Total Net Yards	252	371
Total Plays	55	79
Yards Per Play	4.6	4.7
Rushes/Net Yards	21/75	25/117
Net Passing	177	254
Pass Attempts/Completions	32/18	51/30
Had Intercepted	0	0
Sacked/Yards Lost	2/11	3/16
Punts/Average	5/41.4	4/34.3
Penalties/Yards	5/32	8/81
Fumbles/Lost	1/0	4/1
Possession Time	26:43	33:17



26

WEEK 2

Las Vegas Raiders 26, Pittsburgh Steelers 17  
63,707 🌞 Heinz Field 🌞 Sep 19, 2021



17

Las Vegas Raiders .....	3	6	7	10	—	26
Pittsburgh Steelers .....	0	7	0	10	—	17

SCORING DRIVES

TEAM	QTR	TIME	SCORING PLAY	LV	PIT
Raiders	1	03:10	D.Carlson 46 yd. Field Goal (5-12, 2:34)	3	0
Raiders	2	09:34	D.Carlson 33 yd. Field Goal (8-47, 3:58)	6	0
Steelers	2	06:25	J.Smith-Schuster 3 yd. run (C.Boswell kick) (7-75, 3:09)	6	7
Raiders	2	00:02	D.Carlson 41 yd. Field Goal (13-53, 6:23)	9	7
Raiders	3	05:02	F.Moreau 9 yd. pass from D.Carr (D.Carlson kick) (7-82, 4:09)	16	7
Steelers	4	11:15	N.Harris 25 yd. pass from B.Roethlisberger (C.Boswell kick) (5-80, 1:41)	16	14
Raiders	4	09:35	H.Ruggs 61 yd. pass from D.Carr (D.Carlson kick) (5-75, 1:40)	23	14
Steelers	4	03:42	C.Boswell 56 yd. Field Goal (8-30, 2:09)	23	17
Raiders	4	00:20	D.Carlson 45 yd. Field Goal (7-46, 3:22)	26	17

LAS VEGAS RAIDERS

PASSING	ATT	CP	YDS	SK/YD	TD	LG	INT	RTG
Derek Carr	37	28	382	2/9	2	61t	0	126.2
<b>TOTAL</b>	<b>37</b>	<b>28</b>	<b>382</b>	<b>2/9</b>	<b>2</b>	<b>61T</b>	<b>0</b>	<b>126.2</b>

RUSHING	ATT	YDS	AVG	LG	TD
Peyton Barber	13	32	2.5	13	0
Kenyan Drake	7	9	1.3	5	0
Derek Carr	4	9	2.3	5	0
Henry Ruggs III	1	2	2.0	2	0
<b>TOTAL</b>	<b>25</b>	<b>52</b>	<b>2.1</b>	<b>13</b>	<b>0</b>

RECEIVING	NO	YDS	AVG	LG	TD
Henry Ruggs III	5	113	22.6	61t	1
Darren Waller	5	65	13.0	25	0
Hunter Renfrow	5	57	11.4	23	0
Kenyan Drake	5	46	9.2	13	0
Bryan Edwards	3	40	13.3	18	0
Foster Moreau	2	34	17.0	25	1
Derek Carrier	2	13	6.5	9	0
Willie Snead IV	1	14	14.0	14	0
<b>TOTAL</b>	<b>28</b>	<b>382</b>	<b>13.6</b>	<b>61T</b>	<b>2</b>

TOP DEFENSE	TOT	SOLO	AST	SCK	YDS	INT
Denzel Perryman	12	6	6	0.0	0.0	0
Trayvon Mullen Jr.	7	6	1	0.0	0.0	1
Johnathan Abram	7	5	2	0.0	0.0	0

FIELD GOALS	FGM/FGA	PERCENT	RESULTS
Daniel Carlson	4-4	100.0	46G, 33G, 41G, 45G
<b>TOTAL</b>	<b>4-4</b>	<b>100.0</b>	

PITTSBURGH STEELERS

PASSING	ATT	CP	YDS	SK/YD	TD	LG	INT	RTG
Ben Roethlisberger	40	27	295	2/3	1	52	1	87.0
<b>TOTAL</b>	<b>40</b>	<b>27</b>	<b>295</b>	<b>2/3</b>	<b>1</b>	<b>52</b>	<b>1</b>	<b>87.0</b>

RUSHING	ATT	YDS	AVG	LG	TD
Najee Harris	10	38	3.8	14	0
JuJu Smith-Schuster	1	3	3.0	3t	1
Benny Snell Jr.	2	1	0.5	1	0
Chase Claypool	1	-3	-3.0	-3	0
<b>TOTAL</b>	<b>14</b>	<b>39</b>	<b>2.8</b>	<b>14</b>	<b>1</b>

RECEIVING	NO	YDS	AVG	LG	TD
Diontae Johnson	9	105	11.7	41	0
JuJu Smith-Schuster	6	41	6.8	17	0
Najee Harris	5	43	8.6	25t	1
Pat Freiermuth	4	36	9.0	14	0
Chase Claypool	3	70	23.3	52	0
<b>TOTAL</b>	<b>27</b>	<b>295</b>	<b>10.9</b>	<b>52</b>	<b>1</b>

TOP DEFENSE	TOT	SOLO	AST	SCK	YDS	INT
Robert Spillane	10	7	3	0.0	0.0	0
Joe Schobert	10	6	4	0.0	0.0	0
Cameron Heyward	7	4	3	0.0	0.0	0

FIELD GOALS	FGM/FGA	PERCENT	RESULTS
Chris Boswell	1-1	100.0	56G
<b>TOTAL</b>	<b>1-1</b>	<b>100.0</b>	

Team Statistics

First Downs	22	17
3rd-Down Eff. (Made/Att/Pct)	5/13/38%	5/12/42%
4th-Down Eff. (Made/Att/Pct)	1/1/100%	0/1/0%
Total Net Yards	425	331
Total Plays	64	56
Yards Per Play	6.6	5.9
Rushes/Net Yards	25/52	14/39
Net Passing	373	292
Pass Attempts/Completions	37/28	40/27
Had Intercepted	0	1
Sacked/Yards Lost	2/9	2/3
Punts/Average	4/47.5	4/49.3
Penalties/Yards	5/40	5/43
Fumbles/Lost	2/0	1/0
Possession Time	34:22	25:38

Raiders Steelers



24

WEEK 3

Cincinnati Bengals 24, Pittsburgh Steelers 10  
58,076 🌞 Heinz Field 🌞 Sep 26, 2021



10

Cincinnati Bengals .....	7	7	10	0	—	24
Pittsburgh Steelers .....	0	7	0	3	—	10

SCORING DRIVES

TEAM	QTR	TIME	SCORING PLAY	CIN	PIT
Bengals	1	02:54	T.Boyd 17 yd. pass from J.Burrow (E.McPherson kick) (6-42, 3:51)	7	0
Steelers	2	01:04	P.Freimuth 4 yd. pass from B.Roethlisberger (C.Boswell kick) (15-86, 8:32)	7	7
Bengals	2	00:37	J.Chase 34 yd. pass from J.Burrow (E.McPherson kick) (3-75, 0:27)	14	7
Bengals	3	08:47	E.McPherson 43 yd. Field Goal (10-55, 6:13)	17	7
Bengals	3	06:18	J.Chase 9 yd. pass from J.Burrow (E.McPherson kick) (3-19, 1:33)	24	7
Steelers	4	08:09	C.Boswell 26 yd. Field Goal (18-88, 9:03)	24	10

CINCINNATI BENGALS

PASSING	ATT	CP	YDS	SK/YD	TD	LG	INT	RTG
Joe Burrow	18	14	172	0/0	3	34t	1	122.9
<b>TOTAL</b>	<b>18</b>	<b>14</b>	<b>172</b>	<b>0/0</b>	<b>3</b>	<b>34T</b>	<b>1</b>	<b>122.9</b>

RUSHING	ATT	YDS	AVG	LG	TD
Joe Mixon	18	90	5.0	27	0
Joe Burrow	5	7	1.4	8	0
Samaje Perine	1	-1	-1.0	-1	0
<b>TOTAL</b>	<b>24</b>	<b>96</b>	<b>4.0</b>	<b>27</b>	<b>0</b>

RECEIVING	NO	YDS	AVG	LG	TD
Ja'Marr Chase	4	65	16.3	34t	2
Tyler Boyd	4	36	9.0	17t	1
Chris Evans	2	26	13.0	14	0
Mike D. Thomas	1	19	19.0	19	0
Auden Tate	1	14	14.0	14	0
Samaje Perine	1	8	8.0	8	0
Joe Mixon	1	4	4.0	4	0
<b>TOTAL</b>	<b>14</b>	<b>172</b>	<b>12.3</b>	<b>34T</b>	<b>3</b>

TOP DEFENSE	TOT	SOLO	AST	SCK	YDS	INT
Logan Wilson	14	6	8	0.0	0.0	2
Jessie Bates III	9	6	3	0.0	0.0	0
Eli Apple	8	4	4	0.0	0.0	0

FIELD GOALS	FGM/FGA	PERCENT	RESULTS
Evan McPherson	1-1	100.0	43G
<b>TOTAL</b>	<b>1-1</b>	<b>100.0</b>	

PITTSBURGH STEELERS

PASSING	ATT	CP	YDS	SK/YD	TD	LG	INT	RTG
Ben Roethlisberger	58	38	318	4/21	1	29	2	70.9
<b>TOTAL</b>	<b>58</b>	<b>38</b>	<b>318</b>	<b>4/21</b>	<b>1</b>	<b>29</b>	<b>2</b>	<b>70.9</b>

RUSHING	ATT	YDS	AVG	LG	TD
Najee Harris	14	40	2.9	20	0
Ben Roethlisberger	1	5	5.0	5	0
<b>TOTAL</b>	<b>15</b>	<b>45</b>	<b>3.0</b>	<b>20</b>	<b>0</b>

RECEIVING	NO	YDS	AVG	LG	TD
Najee Harris	14	102	7.3	21	0
Chase Claypool	9	96	10.7	29	0
Ray-Ray McCloud	3	33	11.0	24	0
Juju Smith-Schuster	3	25	8.3	16	0
Pat Freiermuth	3	22	7.3	15	1
James Washington	3	20	6.7	8	0
Cody White	2	17	8.5	11	0
Derek Watt	1	3	3.0	3	0
<b>TOTAL</b>	<b>38</b>	<b>318</b>	<b>8.4</b>	<b>29</b>	<b>1</b>

TOP DEFENSE	TOT	SOLO	AST	SCK	YDS	INT
Joe Schobert	5	4	1	0.0	0.0	0
Terrell Edmunds	5	2	3	0.0	0.0	1
Cameron Heyward	5	1	4	0.0	0.0	0

FIELD GOALS	FGM/FGA	PERCENT	RESULTS
Chris Boswell	1-2	50.0	42WL, 26G
<b>TOTAL</b>	<b>1-2</b>	<b>50.0</b>	

Team Statistics

First Downs	12	21
3rd-Down Eff. (Made/Att/Pct)	3/9/33%	9/19/47%
4th-Down Eff. (Made/Att/Pct)	0/0/0%	0/2/0%
Total Net Yards	268	342
Total Plays	42	77
Yards Per Play	6.4	4.4
Rushes/Net Yards	24/96	15/45
Net Passing	172	297
Pass Attempts/Completions	18/14	58/38
Had Intercepted	1	2
Sacked/Yards Lost	0/0	4/21
Punts/Average	5/48.2	4/40.5
Penalties/Yards	10/89	10/73
Fumbles/Lost	0/0	1/0
Possession Time	24:38	35:22

Bengals Steelers



**WEEK 4**  
**Pittsburgh Steelers 17, Green Bay Packers 27**  
**78,281 🌤️ Lambeau Field 🌤️ Oct 3, 2021**



Pittsburgh Steelers .....	7	3	0	7	—	17
Green Bay Packers .....	0	17	10	0	—	27

**SCORING DRIVES**

TEAM	QTR	TIME	SCORING PLAY	PIT	GB
Steelers	1	10:04	D.Johnson 45 yd. pass from B.Roethlisberger (C.Boswell kick) (8-75, 4:56)	7	0
Packers	2	13:22	Aa.Rodgers 4 yd. run (M.Crosby kick) (13-64, 4:51)	7	7
Packers	2	10:55	R.Cobb 23 yd. pass from Aa.Rodgers (M.Crosby kick) (4-23, 1:33)	7	14
Steelers	2	05:41	C.Boswell 52 yd. Field Goal (10-41, 5:14)	10	14
Packers	2	00:05	M.Crosby 26 yd. Field Goal (13-76, 5:36)	10	17
Packers	3	09:31	M.Crosby 29 yd. Field Goal (12-64, 5:29)	10	20
Packers	3	04:46	R.Cobb 1 yd. pass from Aa.Rodgers (M.Crosby kick) (4-40, 2:15)	10	27
Steelers	4	04:04	N.Harris 1 yd. run (C.Boswell kick) (8-65, 2:53)	17	27

**PITTSBURGH STEELERS**

PASSING	ATT	CP	YDS	SK/YD	TD	LG	INT	RTG
Ben Roethlisberger	40	26	232	2/12	1	45t	1	78.3
<b>TOTAL</b>	<b>40</b>	<b>26</b>	<b>232</b>	<b>2/12</b>	<b>1</b>	<b>45T</b>	<b>1</b>	<b>78.3</b>

RUSHING	ATT	YDS	AVG	LG	TD
Najee Harris	15	62	4.1	11	1
Benny Snell Jr.	1	0	0.0	0	0
<b>TOTAL</b>	<b>16</b>	<b>62</b>	<b>3.9</b>	<b>11</b>	<b>1</b>

RECEIVING	NO	YDS	AVG	LG	TD
Diontae Johnson	9	92	10.2	45t	1
Najee Harris	6	29	4.8	9	0
James Washington	4	69	17.3	30	0
JuJu Smith-Schuster	2	11	5.5	9	0
Eric Ebron	2	8	4.0	4	0
Pat Freiermuth	1	11	11.0	11	0
Zach Gentry	1	10	10.0	10	0
Ray-Ray McCloud	1	2	2.0	2	0
<b>TOTAL</b>	<b>26</b>	<b>232</b>	<b>8.9</b>	<b>45T</b>	<b>1</b>

TOP DEFENSE	TOT	SOLO	AST	SCK	YDS	INT
Minkah Fitzpatrick	8	6	2	0.0	0.0	0
Cameron Heyward	8	5	3	0.0	0.0	0
Joe Schobert	8	5	3	0.0	0.0	0

FIELD GOALS	FGM/FGA	PERCENT	RESULTS
Chris Boswell	1-1	100.0	52G
<b>TOTAL</b>	<b>1-1</b>	<b>100.0</b>	

**GREEN BAY PACKERS**

PASSING	ATT	CP	YDS	SK/YD	TD	LG	INT	RTG
Aaron Rodgers	36	20	248	3/12	2	28	0	95.6
<b>TOTAL</b>	<b>36</b>	<b>20</b>	<b>248</b>	<b>3/12</b>	<b>2</b>	<b>28</b>	<b>0</b>	<b>95.6</b>

RUSHING	ATT	YDS	AVG	LG	TD
AJ Dillon	15	81	5.4	25	0
Aaron Jones	15	48	3.2	15	0
Aaron Rodgers	3	2	0.7	4t	1
<b>TOTAL</b>	<b>33</b>	<b>131</b>	<b>4.0</b>	<b>25</b>	<b>1</b>

RECEIVING	NO	YDS	AVG	LG	TD
Davante Adams	6	64	10.7	21	0
Randall Cobb	5	69	13.8	25	2
Aaron Jones	3	51	17.0	26	0
Allen Lazard	2	33	16.5	28	0
Robert Tonyan	2	8	4.0	6	0
AJ Dillon	1	16	16.0	16	0
Marcedes Lewis	1	7	7.0	7	0
<b>TOTAL</b>	<b>20</b>	<b>248</b>	<b>12.4</b>	<b>28</b>	<b>2</b>

TOP DEFENSE	TOT	SOLO	AST	SCK	YDS	INT
De'Vondre Campbell	9	5	4	0.0	0.0	0
Eric Stokes	8	8	0	0.0	0.0	1
Rashan Gary	6	4	2	1.0	6.0	0

FIELD GOALS	FGM/FGA	PERCENT	RESULTS
Mason Crosby	2-2	100.0	26G, 29G
<b>TOTAL</b>	<b>2-2</b>	<b>100.0</b>	

**Team Statistics**

First Downs	17	23
3rd-Down Eff. (Made/Att/Pct)	4/11/36%	9/15/60%
4th-Down Eff. (Made/Att/Pct)	0/2/0%	0/1/0%
Total Net Yards	282	367
Total Plays	58	72
Yards Per Play	4.9	5.1
Rushes/Net Yards	16/62	33/131
Net Passing	220	236
Pass Attempts/Completions	40/26	36/20
Had Intercepted	1	0
Sacked/Yards Lost	2/12	3/12
Punts/Average	3/34.0	3/46.0
Penalties/Yards	5/34	3/25
Fumbles/Lost	1/1	1/1
Possession Time	25:19	34:41

**Steelers Packers**





19

**WEEK 5**  
**Denver Broncos 19, Pittsburgh Steelers 27**  
 59,841 🌞 Heinz Field 🌞 Oct 10, 2021



27

Denver Broncos .....	3	3	0	13	—	19
Pittsburgh Steelers .....	7	10	7	3	—	27

**SCORING DRIVES**

TEAM	QTR	TIME	SCORING PLAY	DEN	PIT
Steelers	1	12:02	D.Johnson 50 yd. pass from B.Roethlisberger (C.Boswell kick) (6-85, 2:58)	0	7
Broncos	1	01:43	B.McManus 39 yd. Field Goal (4-8, 2:14)	3	7
Steelers	2	12:42	C.Boswell 48 yd. Field Goal (9-45, 4:01)	3	10
Broncos	2	05:47	B.McManus 29 yd. Field Goal (7-49, 4:17)	6	10
Steelers	2	02:12	N.Harris 1 yd. run (C.Boswell kick) (6-75, 3:35)	6	17
Steelers	3	02:41	C.Claypool 18 yd. pass from B.Roethlisberger (C.Boswell kick) (14-86, 7:16)	6	24
Broncos	4	10:15	K.Hinton 2 yd. pass from T.Bridgewater (B.McManus kick) (14-75, 7:26)	13	24
Broncos	4	05:46	C.Sutton 39 yd. pass from T.Bridgewater (pass failed) (5-72, 1:54)	19	24
Steelers	4	02:29	C.Boswell 43 yd. Field Goal (7-49, 3:17)	19	27

**DENVER BRONCOS**

PASSING	ATT	CP	YDS	SK/YD	TD	LG	INT	RTG
Teddy Bridgewater	38	24	288	2/20	2	39T	1	92.9
<b>TOTAL</b>	<b>38</b>	<b>24</b>	<b>288</b>	<b>2/20</b>	<b>2</b>	<b>39T</b>	<b>1</b>	<b>92.9</b>

RUSHING	ATT	YDS	AVG	LG	TD
Javonte Williams	8	61	7.6	49	0
Melvin Gordon III	9	34	3.8	8	0
Teddy Bridgewater	1	11	11.0	11	0
<b>TOTAL</b>	<b>18</b>	<b>106</b>	<b>5.9</b>	<b>49</b>	<b>0</b>

RECEIVING	NO	YDS	AVG	LG	TD
Courtland Sutton	7	120	17.1	39T	1
Tim Patrick	7	89	12.7	23	0
Javonte Williams	3	25	8.3	10	0
Noah Fant	3	20	6.7	9	0
Kendall Hinton	2	25	12.5	23	1
Melvin Gordon III	2	9	4.5	6	0
<b>TOTAL</b>	<b>24</b>	<b>288</b>	<b>12.0</b>	<b>39T</b>	<b>2</b>

TOP DEFENSE	TOT	SOLO	AST	SCK	YDS	INT
Alexander Johnson	8	5	3	0.0	0.0	0
Justin Simmons	8	5	3	0.0	0.0	0
Kareem Jackson	7	6	1	0.0	0.0	0

FIELD GOALS	FGM/FGA	PERCENT	RESULTS
Brandon McManus	2-2	100.0	39G, 29G
<b>TOTAL</b>	<b>2-2</b>	<b>100.0</b>	

**PITTSBURGH STEELERS**

PASSING	ATT	CP	YDS	SK/YD	TD	LG	INT	RTG
Ben Roethlisberger	25	15	253	1/9	2	59	0	120.9
<b>TOTAL</b>	<b>25</b>	<b>15</b>	<b>253</b>	<b>1/9</b>	<b>2</b>	<b>59</b>	<b>0</b>	<b>120.9</b>

RUSHING	ATT	YDS	AVG	LG	TD
Najee Harris	23	122	5.3	20	1
Benny Snell Jr.	5	20	4.0	9	0
JuJu Smith-Schuster	2	6	3.0	3	0
Kalen Ballage	4	0	0.0	3	0
Ben Roethlisberger	1	-1	-1.0	-1	0
<b>TOTAL</b>	<b>35</b>	<b>147</b>	<b>4.2</b>	<b>20</b>	<b>1</b>

RECEIVING	NO	YDS	AVG	LG	TD
Chase Claypool	5	130	26.0	59	1
Diontae Johnson	2	72	36.0	50T	1
Najee Harris	2	20	10.0	14	0
Eric Ebron	2	10	5.0	5	0
Pat Freiermuth	2	7	3.5	4	0
Zach Gentry	1	13	13.0	13	0
Ray-Ray McCloud	1	1	1.0	1	0
<b>TOTAL</b>	<b>15</b>	<b>253</b>	<b>16.9</b>	<b>59</b>	<b>2</b>

TOP DEFENSE	TOT	SOLO	AST	SCK	YDS	INT
Minkah Fitzpatrick	10	5	5	0.0	0.0	0
Terrell Edmunds	7	4	3	0.0	0.0	0
James Pierre	6	6	0	0.0	0.0	1

FIELD GOALS	FGM/FGA	PERCENT	RESULTS
Chris Boswell	2-2	100.0	48G, 43G
<b>TOTAL</b>	<b>2-2</b>	<b>100.0</b>	

**Team Statistics**

First Downs	17	19
3rd-Down Eff. (Made/Att/Pct)	2/12/17%	7/12/58%
4th-Down Eff. (Made/Att/Pct)	3/4/75%	0/0/0%
Total Net Yards	374	391
Total Plays	58	61
Yards Per Play	6.4	6.4
Rushes/Net Yards	18/106	35/147
Net Passing	268	244
Pass Attempts/Completions	38/24	25/15
Had Intercepted	1	0
Sacked/Yards Lost	2/20	1/9
Punts/Average	4/44.0	2/59.5
Penalties/Yards	7/67	8/59
Fumbles/Lost	0/0	1/1
Possession Time	26:58	33:02

**Broncos Steelers**





**WEEK 6**  
**Seattle Seahawks 20, Pittsburgh Steelers 23 (OT)**  
 60,821 🌞 Heinz Field 🌞 Oct 17, 2021



Seattle Seahawks .....	0	0	14	6	0	—	20
Pittsburgh Steelers .....	0	14	3	3	3	—	23

**SCORING DRIVES**

TEAM	QTR	TIME	SCORING PLAY	SEA	PIT
Steelers	2	10:01	N.Harris 5 yd. pass from B.Roethlisberger (C.Boswell kick) (8-54, 4:10)	0	7
Steelers	2	01:04	E.Ebron 1 yd. run (C.Boswell kick) (14-84, 6:59)	0	14
Seahawks	3	09:55	A.Collins 2 yd. run (J.Myers kick) (10-75, 5:05)	7	14
Steelers	3	05:46	C.Boswell 27 yd. Field Goal (9-66, 4:09)	7	17
Seahawks	3	03:02	W.Dissly 1 yd. pass from G.Smith (J.Myers kick) (6-60, 2:44)	14	17
Seahawks	4	12:59	J.Myers 40 yd. Field Goal (8-36, 3:26)	17	17
Steelers	4	01:30	C.Boswell 52 yd. Field Goal (9-40, 3:49)	17	20
Seahawks	4	00:00	J.Myers 43 yd. Field Goal (9-50, 1:30)	20	20
Steelers	OT	02:50	C.Boswell 37 yd. Field Goal (3-3, 1:26)	20	23

**SEATTLE SEAHAWKS**

PASSING	ATT	CP	YDS	SK/YD	TD	LG	INT	RTG
Geno Smith	32	23	209	5/44	1	41	0	99.6
<b>TOTAL</b>	<b>32</b>	<b>23</b>	<b>209</b>	<b>5/44</b>	<b>1</b>	<b>41</b>	<b>0</b>	<b>99.6</b>

RUSHING	ATT	YDS	AVG	LG	TD
Alex Collins	20	101	5.1	21	1
Travis Homer	2	27	13.5	26	0
DeeJay Dallas	4	17	4.3	10	0
Geno Smith	1	-1	-1.0	-1	0
<b>TOTAL</b>	<b>27</b>	<b>144</b>	<b>5.3</b>	<b>26</b>	<b>1</b>

RECEIVING	NO	YDS	AVG	LG	TD
DK Metcalf	6	58	9.7	14	0
DeeJay Dallas	5	33	6.6	10	0
Gerald Everett	2	40	20.0	41	0
Tyler Lockett	2	35	17.5	21	0
Will Dissly	2	8	4.0	7	1
Freddie Swain	2	-4	-2.0	0	0
Travis Homer	1	27	27.0	27	0
Penny Hart	1	12	12.0	12	0
Phillip Dorsett II	1	3	3.0	3	0
Alex Collins I	1	-3	-3.0	-3	0
<b>TOTAL</b>	<b>23</b>	<b>209</b>	<b>9.1</b>	<b>41</b>	<b>1</b>

TOP DEFENSE	TOT	SOLO	AST	SCK	YDS	INT
Bobby Wagner	14	8	6	0.0	0.0	0
Jordyn Brooks	14	7	7	0.0	0.0	0
D.J. Reed	9	7	2	0.0	0.0	0

FIELD GOALS	FGM/FGA	PERCENT	RESULTS
Jason Myers	2-2	100.0	40G, 43G
<b>TOTAL</b>	<b>2-2</b>	<b>100.0</b>	

**PITTSBURGH STEELERS**

PASSING	ATT	CP	YDS	SK/YD	TD	LG	INT	RTG
Ben Roethlisberger	40	29	229	1/3	1	23	0	94.7
<b>TOTAL</b>	<b>40</b>	<b>29</b>	<b>229</b>	<b>1/3</b>	<b>1</b>	<b>23</b>	<b>0</b>	<b>94.7</b>

RUSHING	ATT	YDS	AVG	LG	TD
Najee Harris	24	81	3.4	10	0
Diontae Johnson	1	25	25.0	25	0
Kalen Ballage	2	15	7.5	11	0
Eric Ebron	1	1	1.0	11	1
Ben Roethlisberger	2	-3	-1.5	0	0
<b>TOTAL</b>	<b>30</b>	<b>119</b>	<b>4.0</b>	<b>25</b>	<b>1</b>

RECEIVING	NO	YDS	AVG	LG	TD
Diontae Johnson	9	71	7.9	23	0
Pat Freiermuth	7	58	8.3	12	0
Najee Harris	6	46	7.7	12	1
Ray-Ray McCloud	2	18	9.0	15	0
Chase Claypool	2	17	8.5	12	0
Eric Ebron	2	10	5.0	6	0
James Washington	1	9	9.0	9	0
<b>TOTAL</b>	<b>29</b>	<b>229</b>	<b>7.9</b>	<b>23</b>	<b>1</b>

TOP DEFENSE	TOT	SOLO	AST	SCK	YDS	INT
Minkah Fitzpatrick	9	7	2	0.0	0.0	0
Cameron Heyward	9	6	3	1.0	8.0	0
T.J. Watt	7	6	1	2.0	13.0	0

FIELD GOALS	FGM/FGA	PERCENT	RESULTS
Chris Boswell	3-3	100.0	27G, 52G, 37G
<b>TOTAL</b>	<b>3-3</b>	<b>100.0</b>	

**Team Statistics**

First Downs	18
3rd-Down Eff. (Made/Att/Pct)	3/12/25%
4th-Down Eff. (Made/Att/Pct)	0/0/0%
Total Net Yards	309
Total Plays	64
Yards Per Play	4.8
Rushes/Net Yards	27/144
Net Passing	165
Pass Attempts/Completions	32/23
Had Intercepted	0
Sacked/Yards Lost	5/44
Punts/Average	8/45.5
Penalties/Yards	6/45
Fumbles/Lost	3/1
Possession Time	29:37

**Seahawks Steelers**

First Downs	18	22
3rd-Down Eff. (Made/Att/Pct)	3/12/25%	5/14/36%
4th-Down Eff. (Made/Att/Pct)	0/0/0%	0/0/0%
Total Net Yards	309	345
Total Plays	64	71
Yards Per Play	4.8	4.9
Rushes/Net Yards	27/144	30/119
Net Passing	165	226
Pass Attempts/Completions	32/23	40/29
Had Intercepted	0	0
Sacked/Yards Lost	5/44	1/3
Punts/Average	8/45.5	7/47.9
Penalties/Yards	6/45	5/38
Fumbles/Lost	3/1	1/1
Possession Time	29:37	37:33



15

WEEK 8

Pittsburgh Steelers 15, Cleveland Browns 10  
67,431 🏟️ FirstEnergy Stadium 🏟️ Oct 31, 2021



10

Pittsburgh Steelers .....	0	3	6	6	—	15
Cleveland Browns .....	3	0	7	0	—	10

SCORING DRIVES

TEAM	QTR	TIME	SCORING PLAY	PIT	CLE
Browns	1	08:09	C.McLaughlin 30 yd. Field Goal (13-63, 6:51)	0	3
Steelers	2	09:18	C.Boswell 31 yd. Field Goal (10-47, 5:36)	3	3
Browns	3	09:36	D.Johnson 10 yd. run (C.McLaughlin kick) (8-86, 4:19)	3	10
Steelers	3	03:39	N.Harris 8 yd. run (pass failed) (12-78, 5:57)	9	10
Steelers	4	11:04	P.Freiermuth 2 yd. pass from B.Roethlisberger (pass failed) (13-83, 5:38)	15	10

PITTSBURGH STEELERS

PASSING	ATT	CP	YDS	SK/YD	TD	LG	INT	RTG
Ben Roethlisberger	34	22	266	2/11	1	50	0	98.4
Chris Boswell	1	0	0	0/0	0	0	0	39.6
<b>TOTAL</b>	<b>35</b>	<b>22</b>	<b>266</b>	<b>2/11</b>	<b>1</b>	<b>50</b>	<b>0</b>	<b>95.7</b>

RUSHING	ATT	YDS	AVG	LG	TD
Najee Harris	26	91	3.5	11	1
Chase Claypool	2	16	8.0	16	0
Ray-Ray McCloud	1	10	10.0	10	0
Anthony McFarland Jr.	1	1	1.0	1	0
Ben Roethlisberger	1	0	0.0	0	0
Kalen Ballage	1	-3	-3.0	-3	0
<b>TOTAL</b>	<b>32</b>	<b>115</b>	<b>3.6</b>	<b>16</b>	<b>1</b>

RECEIVING	NO	YDS	AVG	LG	TD
Diontae Johnson	6	98	16.3	50	0
Chase Claypool	4	45	11.3	16	0
Pat Freiermuth	4	44	11.0	22	1
Zach Gentry	3	39	13.0	24	0
Najee Harris	3	29	9.7	20	0
Benny Snell Jr.	1	7	7.0	7	0
James Washington	1	4	4.0	4	0
<b>TOTAL</b>	<b>22</b>	<b>266</b>	<b>12.1</b>	<b>50</b>	<b>1</b>

TOP DEFENSE	TOT	SOLO	AST	SCK	YDS	INT
Joe Schobert	9	6	3	0.0	0.0	0
T.J. Watt	6	4	2	1.5	7.5	0
Terrell Edmunds	5	4	1	0.0	0.0	0

FIELD GOALS	FGM/FGA	PERCENT	RESULTS
Chris Boswell	1-1	100.0	31G
<b>TOTAL</b>	<b>1-1</b>	<b>100.0</b>	

CLEVELAND BROWNS

PASSING	ATT	CP	YDS	SK/YD	TD	LG	INT	RTG
Baker Mayfield	31	20	225	4/15	0	24	0	86.1
<b>TOTAL</b>	<b>31</b>	<b>20</b>	<b>225</b>	<b>4/15</b>	<b>0</b>	<b>24</b>	<b>0</b>	<b>86.1</b>

RUSHING	ATT	YDS	AVG	LG	TD
Nick Chubb	16	61	3.8	21	0
D'Ernest Johnson	4	22	5.5	11	1
Jarvis Landry	1	5	5.0	5	0
Baker Mayfield	1	5	5.0	5	0
Demetric Felton Jr.	1	3	3.0	3	0
<b>TOTAL</b>	<b>23</b>	<b>96</b>	<b>4.2</b>	<b>21</b>	<b>1</b>

RECEIVING	NO	YDS	AVG	LG	TD
Jarvis Landry	5	65	13.0	19	0
Austin Hooper	4	26	6.5	8	0
David Njoku	3	39	13.0	24	0
Harrison Bryant	2	33	16.5	21	0
Rashard Higgins	2	27	13.5	16	0
Demetric Felton Jr.	1	14	14.0	14	0
Nick Chubb	1	8	8.0	8	0
D'Ernest Johnson	1	7	7.0	7	0
Odell Beckham Jr.	1	6	6.0	6	0
<b>TOTAL</b>	<b>20</b>	<b>225</b>	<b>11.3</b>	<b>24</b>	<b>0</b>

TOP DEFENSE	TOT	SOLO	AST	SCK	YDS	INT
Malcolm Smith	10	9	1	0.0	0.0	0
Anthony Walker Jr.	8	2	6	0.0	0.0	0
Mack Wilson Sr.	7	5	2	0.0	0.0	0

FIELD GOALS	FGM/FGA	PERCENT	RESULTS
Chase McLaughlin	1-1	100.0	30G
<b>TOTAL</b>	<b>1-1</b>	<b>100.0</b>	

Team Statistics

Steelers Browns

First Downs	21	19
3rd-Down Eff. (Made/Att/Pct)	4/13/31%	3/10/30%
4th-Down Eff. (Made/Att/Pct)	2/4/50%	0/2/0%
Total Net Yards	370	306
Total Plays	69	58
Yards Per Play	5.4	5.3
Rushes/Net Yards	32/115	23/96
Net Passing	255	210
Pass Attempts/Completions	35/22	31/20
Had Intercepted	0	0
Sacked/Yards Lost	2/11	4/15
Punts/Average	4/44.0	4/49.3
Penalties/Yards	8/65	5/30
Fumbles/Lost	1/0	1/1
Possession Time	31:45	28:15



**WEEK 9**  
**Chicago Bears 27, Pittsburgh Steelers 29**  
 60,788 🇺🇸 Heinz Field 🇺🇸 Nov 8, 2021



Chicago Bears .....	0	3	3	21	—	27
Pittsburgh Steelers .....	7	7	6	9	—	29

**SCORING DRIVES**

TEAM	QTR	TIME	SCORING PLAY	CHI	PIT
Steelers	1	09:42	N.Harris 10 yd. run (C.Boswell kick) (6-59, 3:20)	0	7
Steelers	2	13:22	P.Freiermuth 4 yd. pass from B.Roethlisberger (C.Boswell kick) (9-36, 3:41)	0	14
Bears	2	00:15	C.Santos 30 yd. Field Goal (12-52, 4:32)	3	14
Bears	3	07:43	C.Santos 22 yd. Field Goal (10-89, 4:59)	6	14
Steelers	3	02:08	P.Freiermuth 10 yd. pass from B.Roethlisberger (kick failed, wl) (9-75, 5:35)	6	20
Bears	4	14:17	D.Mooney 15 yd. run (C.Santos kick) (6-82, 2:51)	13	20
Steelers	4	11:54	C.Boswell 54 yd. Field Goal (4-39, 2:23)	13	23
Bears	4	06:31	D.Houston-Carson 25 yd. fumble return (C.Santos kick)	20	23
Steelers	4	02:52	C.Boswell 52 yd. Field Goal (11-41, 3:39)	20	26
Bears	4	01:46	D.Mooney 16 yd. pass from J.Fields (C.Santos kick) (7-75, 1:06)	26	26
Steelers	4	00:26	C.Boswell 40 yd. Field Goal (7-52, 1:20)	27	29

**CHICAGO BEARS**

PASSING	ATT	CP	YDS	SK/YD	TD	LG	INT	RTG
Justin Fields	29	17	291	3/13	1	50	1	89.9
<b>TOTAL</b>	<b>29</b>	<b>17</b>	<b>291</b>	<b>3/13</b>	<b>1</b>	<b>50</b>	<b>1</b>	<b>89.9</b>

RUSHING	ATT	YDS	AVG	LG	TD
David Montgomery	13	63	4.8	21	0
Justin Fields	8	45	5.6	8	0
Darnell Mooney	1	15	15.0	15t	1
Khalil Herbert	4	13	3.3	8	0
<b>TOTAL</b>	<b>26</b>	<b>136</b>	<b>5.2</b>	<b>21</b>	<b>1</b>

RECEIVING	NO	YDS	AVG	LG	TD
Cole Kmet	6	87	14.5	25	0
Allen Robinson II	4	68	17.0	39	0
Darnell Mooney	3	41	13.7	20	1
David Montgomery	2	17	8.5	11	0
Marquise Goodwin	1	50	50.0	50	0
Jimmy Graham	1	28	28.0	28	0
<b>TOTAL</b>	<b>17</b>	<b>291</b>	<b>17.1</b>	<b>50</b>	<b>1</b>

TOP DEFENSE	TOT	SOLO	AST	SCK	YDS	INT
Roquan Smith	12	6	6	1.0	9.0	0
Danny Trevathan	7	3	4	0.0	0.0	0
Duke Shelley	5	5	0	0.0	0.0	0

FIELD GOALS	FGM/FGA	PERCENT	RESULTS
Cairo Santos	2-3	66.7	30G, 22G, 65SH
<b>TOTAL</b>	<b>2-3</b>	<b>66.0</b>	

**PITTSBURGH STEELERS**

PASSING	ATT	CP	YDS	SK/YD	TD	LG	INT	RTG
Ben Roethlisberger	30	21	205	4/30	2	42	0	111.1
<b>TOTAL</b>	<b>30</b>	<b>21</b>	<b>205</b>	<b>4/30</b>	<b>2</b>	<b>42</b>	<b>0</b>	<b>111.1</b>

RUSHING	ATT	YDS	AVG	LG	TD
Najee Harris	22	62	2.8	13	1
Chase Claypool	2	13	6.5	11	0
James Washington	2	13	6.5	12	0
Diontae Johnson	2	11	5.5	11	0
Benny Snell Jr.	2	6	3.0	5	0
Ben Roethlisberger	2	0	0.0	1	0
<b>TOTAL</b>	<b>32</b>	<b>105</b>	<b>3.3</b>	<b>13</b>	<b>1</b>

RECEIVING	NO	YDS	AVG	LG	TD
Diontae Johnson	5	56	11.2	22	0
Pat Freiermuth	5	43	8.6	13	2
Chase Claypool	3	30	10.0	26	0
Najee Harris	3	16	5.3	9	0
James Washington	1	42	42.0	42	0
Ray-Ray McCloud	1	12	12.0	12	0
Derek Watt	1	3	3.0	3	0
Kalen Ballage	1	2	2.0	2	0
Kevin Rader	1	1	1.0	1	0
<b>TOTAL</b>	<b>21</b>	<b>205</b>	<b>9.8</b>	<b>42</b>	<b>2</b>

TOP DEFENSE	TOT	SOLO	AST	SCK	YDS	INT
Minkah Fitzpatrick	8	8	0	0.0	0.0	0
T.J. Watt	7	4	3	3.0	13.0	0
Joe Schobert	5	2	3	0.0	0.0	0

FIELD GOALS	FGM/FGA	PERCENT	RESULTS
Chris Boswell	3-3	100.0	54G, 52G, 40G
<b>TOTAL</b>	<b>3-3</b>	<b>100.0</b>	

**Team Statistics**

First Downs	20	20
3rd-Down Eff. (Made/Att/Pct)	4/12/33%	6/17/35%
4th-Down Eff. (Made/Att/Pct)	0/0/0%	2/2/100%
Total Net Yards	414	280
Total Plays	58	66
Yards Per Play	7.1	4.2
Rushes/Net Yards	26/136	32/105
Net Passing	278	175
Pass Attempts/Completions	29/17	30/21
Had Intercepted	1	0
Sacked/Yards Lost	3/13	4/30
Punts/Average	5/46.8	5/39.2
Penalties/Yards	12/115	5/30
Fumbles/Lost	1/1	1/1
Possession Time	25:55	34:05

**Bears Steelers**



16

**WEEK 10**  
**Detroit Lions 16, Pittsburgh Steelers 16 (OT)**  
 58,716 🌤️ Heinz Field 🌤️ Nov 14, 2021



16

Detroit Lions .....	0	10	6	0	0	—	16
Pittsburgh Steelers .....	7	3	3	3	0	—	16

**SCORING DRIVES**

TEAM	QTR	TIME	SCORING PLAY	DET	PIT
Steelers	1	09:40	J.Washington 9 yd. pass from M.Rudolph (C.Boswell kick) (10-83, 5:20)	0	7
Lions	2	12:43	J.Jefferson 28 yd. run (R.Santos kick) (3-39, 1:28)	7	7
Steelers	2	04:22	C.Boswell 20 yd. Field Goal (13-73, 8:21)	7	10
Lions	2	00:00	R.Santos 20 yd. Field Goal (12-67, 4:22)	10	10
Lions	3	12:09	G.Igwebuike 42 yd. run (kick failed, wr) (6-85, 2:51)	16	10
Steelers	3	08:26	C.Boswell 23 yd. Field Goal (13-69, 3:43)	16	13
Steelers	4	11:31	C.Boswell 51 yd. Field Goal (6-17, 3:21)	16	16

**DETROIT LIONS**

PASSING	ATT	CP	YDS	SK/YD	TD	LG	INT	RTG
Jared Goff	25	14	114	4/37	0	30	0	67.8
<b>TOTAL</b>	<b>25</b>	<b>14</b>	<b>114</b>	<b>4/37</b>	<b>0</b>	<b>30</b>	<b>0</b>	<b>67.8</b>

RUSHING	ATT	YDS	AVG	LG	TD
D'Andre Swift	33	130	3.9	21	0
Godwin Igwebuike	2	56	28.0	42t	1
Jermar Jefferson	3	41	13.7	28t	1
Jason Cabinda	1	2	2.0	2	0
<b>TOTAL</b>	<b>39</b>	<b>229</b>	<b>5.9</b>	<b>42T</b>	<b>2</b>

RECEIVING	NO	YDS	AVG	LG	TD
Amon-Ra St. Brown	4	61	15.3	30	0
Kalif Raymond	4	29	7.3	12	0
D'Andre Swift	3	5	1.7	5	0
Trinity Benson	2	17	8.5	8	0
Brock Wright	1	2	2.0	2	0
<b>TOTAL</b>	<b>14</b>	<b>114</b>	<b>8.1</b>	<b>30</b>	<b>0</b>

TOP DEFENSE	TOT	SOLO	AST	SCK	YDS	INT
Alex Anzalone	9	6	3	0.0	0.0	0
Tracy Walker	7	7	0	0.0	0.0	0
Amani Oruwariye	7	5	2	0.0	0.0	0

FIELD GOALS	FGM/FGA	PERCENT	RESULTS
Ryan Santos	1-2	50.0	20G, 48SH
<b>TOTAL</b>	<b>1-2</b>	<b>50.0</b>	

**PITTSBURGH STEELERS**

PASSING	ATT	CP	YDS	SK/YD	TD	LG	INT	RTG
Mason Rudolph	50	30	242	0/0	1	36	1	70.6
<b>TOTAL</b>	<b>50</b>	<b>30</b>	<b>242</b>	<b>0/0</b>	<b>1</b>	<b>36</b>	<b>1</b>	<b>70.6</b>

RUSHING	ATT	YDS	AVG	LG	TD
Najee Harris	26	105	4.0	12	0
Mason Rudolph	4	36	9.0	26	0
Benny Snell Jr.	1	4	4.0	4	0
<b>TOTAL</b>	<b>31</b>	<b>145</b>	<b>4.7</b>	<b>26</b>	<b>0</b>

RECEIVING	NO	YDS	AVG	LG	TD
Ray-Ray McCloud	9	63	7.0	17	0
Diontae Johnson	7	83	11.9	36	0
Pat Freiermuth	5	31	6.2	10	0
Najee Harris	4	28	7.0	10	0
James Washington	2	15	7.5	9t	1
Eric Ebron	2	13	6.5	9	0
Derek Watt	1	9	9.0	9	0
<b>TOTAL</b>	<b>30</b>	<b>242</b>	<b>8.1</b>	<b>36</b>	<b>1</b>

TOP DEFENSE	TOT	SOLO	AST	SCK	YDS	INT
Joe Schobert	13	8	5	0.0	0.0	0
Alex Highsmith	11	8	3	0.0	0.0	0
Devin Bush	9	5	4	0.0	0.0	0

FIELD GOALS	FGM/FGA	PERCENT	RESULTS
Chris Boswell	3-3	100.0	20G, 23G, 51G
<b>TOTAL</b>	<b>3-3</b>	<b>100.0</b>	

**Team Statistics**

First Downs	17	22
3rd-Down Eff. (Made/Att/Pct)	4/18/22%	7/17/41%
4th-Down Eff. (Made/Att/Pct)	2/2/100%	0/0/0%
Total Net Yards	306	387
Total Plays	68	81
Yards Per Play	4.5	4.8
Rushes/Net Yards	39/229	31/145
Net Passing	77	242
Pass Attempts/Completions	25/14	50/30
Had Intercepted	0	1
Sacked/Yards Lost	4/37	0/0
Punts/Average	10/46.4	6/46.7
Penalties/Yards	8/84	7/59
Fumbles/Lost	0/0	3/2
Possession Time	33:12	36:48

**Lions Steelers**



**WEEK 11**  
**Pittsburgh Steelers 37, Los Angeles Chargers 41**  
 70,240 🌞 SoFi Stadium 🌞 Nov 21, 2021



Pittsburgh Steelers .....	3	7	0	27	—	37
Los Angeles Chargers .....	7	10	10	14	—	41

**SCORING DRIVES**

TEAM	QTR	TIME	SCORING PLAY	PIT	LAC
Steelers	1	08:29	C.Boswell 36 yd. Field Goal (13-57, 6:31)	3	0
Chargers	1	02:09	A.Ekeler 6 yd. run (D.Hopkins kick) (12-73, 6:20)	3	7
Chargers	2	03:42	A.Ekeler 10 yd. pass from J.Herbert (D.Hopkins kick) (12-98, 6:54)	3	14
Steelers	2	01:09	D.Johnson 10 yd. pass from B.Roethlisberger (C.Boswell kick) (7-64, 2:33)	10	14
Chargers	2	00:02	D.Hopkins 30 yd. Field Goal (8-63, 1:07)	10	17
Chargers	3	11:50	A.Ekeler 17 yd. pass from J.Herbert (D.Hopkins kick) (6-70, 3:10)	10	24
Chargers	3	03:40	D.Hopkins 41 yd. Field Goal (11-51, 6:28)	10	27
Steelers	4	14:10	C.Boswell 36 yd. Field Goal (10-57, 4:30)	13	27
Steelers	4	11:35	N.Harris 1 yd. run (C.Boswell kick) (4-3, 0:58)	20	27
Chargers	4	08:48	A.Ekeler 5 yd. run (D.Hopkins kick) (7-75, 2:47)	20	34
Steelers	4	04:49	E.Ebron 5 yd. pass from B.Roethlisberger (C.Boswell kick) (9-75, 3:59)	27	34
Steelers	4	04:23	P.Freiermuth 5 yd. pass from B.Roethlisberger (C.Boswell kick) (2-11, 0:13)	34	34
Steelers	4	03:24	C.Boswell 45 yd. Field Goal (4-7, 0:19)	37	34
Chargers	4	02:09	M.Williams 53 yd. pass from J.Herbert (D.Hopkins kick) (3-75, 1:15)	37	41

**PITTSBURGH STEELERS**

PASSING	ATT	CP	YDS	SK/YD	TD	LG	INT	RTG
Ben Roethlisberger	44	28	273	3/28	3	37	0	103.7
<b>TOTAL</b>	<b>44</b>	<b>28</b>	<b>273</b>	<b>3/28</b>	<b>3</b>	<b>37</b>	<b>0</b>	<b>103.7</b>

RUSHING	ATT	YDS	AVG	LG	TD
Najee Harris	12	39	3.3	12	1
Benny Snell Jr.	2	7	3.5	4	0
Ray-Ray McCloud	1	5	5.0	5	0
Kalen Ballage	1	3	3.0	3	0
Chase Claypool	2	1	0.5	3	0
<b>TOTAL</b>	<b>18</b>	<b>55</b>	<b>3.1</b>	<b>12</b>	<b>1</b>

RECEIVING	NO	YDS	AVG	LG	TD
Diontae Johnson	7	101	14.4	32	1
Chase Claypool	5	93	18.6	37	0
Najee Harris	5	20	4.0	7	0
Pat Freiermuth	4	11	2.8	5t	1
Eric Ebron	3	24	8.0	18	1
Ray-Ray McCloud	2	12	6.0	8	0
James Washington	2	12	6.0	7	0
<b>TOTAL</b>	<b>28</b>	<b>273</b>	<b>9.8</b>	<b>37</b>	<b>3</b>

TOP DEFENSE	TOT	SOLO	AST	SCK	YDS	INT
Cameron Sutton	10	7	3	0.0	0.0	1
Tre Norwood	7	6	1	0.0	0.0	0
Alex Highsmith	6	3	3	1.5	6.0	0

FIELD GOALS	FGM/FGA	PERCENT	RESULTS
Chris Boswell	3-3	100.0	36G, 36G, 45G
<b>TOTAL</b>	<b>3-3</b>	<b>100.0</b>	

**LOS ANGELES CHARGERS**

PASSING	ATT	CP	YDS	SK/YD	TD	LG	INT	RTG
Justin Herbert	41	30	382	2/8	3	53t	1	116.1
<b>TOTAL</b>	<b>41</b>	<b>30</b>	<b>382</b>	<b>2/8</b>	<b>3</b>	<b>53T</b>	<b>1</b>	<b>116.1</b>

RUSHING	ATT	YDS	AVG	LG	TD
Justin Herbert	9	90	10.0	36	0
Austin Ekeler	11	50	4.5	12	2
Joshua Palmer	1	6	6.0	6	0
Larry Rountree III	2	5	2.5	5	0
Andre Roberts	1	4	4.0	4	0
Jalen Guyton	1	2	2.0	2	0
Justin Jackson	1	2	2.0	2	0
<b>TOTAL</b>	<b>26</b>	<b>159</b>	<b>6.1</b>	<b>36</b>	<b>2</b>

RECEIVING	NO	YDS	AVG	LG	TD
Keenan Allen	9	112	12.4	30	0
Austin Ekeler	6	65	10.8	17t	2
Mike Williams	5	97	19.4	53t	1
Donald Parham Jr.	4	38	9.5	12	0
Jared Cook	3	28	9.3	13	0
Jalen Guyton	1	18	18.0	18	0
Joshua Palmer	1	17	17.0	17	0
Tre' McKitty	1	7	7.0	7	0
<b>TOTAL</b>	<b>30</b>	<b>382</b>	<b>12.7</b>	<b>53T</b>	<b>3</b>

TOP DEFENSE	TOT	SOLO	AST	SCK	YDS	INT
Kyzir White	9	6	3	0.0	0.0	0
Asante Samuel Jr.	7	5	2	0.0	0.0	0
Derwin James Jr.	6	2	4	0.0	0.0	0

FIELD GOALS	FGM/FGA	PERCENT	RESULTS
Dustin Hopkins	2-2	100.0	30G, 41G
<b>TOTAL</b>	<b>2-2</b>	<b>100.0</b>	

**Team Statistics**

	Steelers	Chargers
First Downs	22	33
3rd-Down Eff. (Made/Att/Pct)	8/15/53%	7/12/58%
4th-Down Eff. (Made/Att/Pct)	0/2/0%	0/1/0%
Total Net Yards	300	533
Total Plays	65	69
Yards Per Play	4.6	7.7
Rushes/Net Yards	18/55	26/159
Net Passing	245	374
Pass Attempts/Completions	44/28	41/30
Had Intercepted	0	1
Sacked/Yards Lost	3/28	2/8
Punts/Average	1/46.0	1/0.0
Penalties/Yards	8/38	12/75
Fumbles/Lost	1/0	0/0
Possession Time	28:14	31:46



10

**WEEK 12**  
**Pittsburgh Steelers 10, Cincinnati Bengals 41**  
 63,238 🏟️ Paul Brown Stadium 🏟️ Nov 28, 2021



41

Pittsburgh Steelers .....	3	0	0	7	—	10
Cincinnati Bengals .....	10	21	3	7	—	41

**SCORING DRIVES**

TEAM	QTR	TIME	SCORING PLAY	PIT	CIN
Bengals	1	09:29	J.Burrow 8 yd. run (E.McPherson kick) (10-75, 5:31)	0	7
Bengals	1	06:01	E.McPherson 31 yd. Field Goal (4-8, 1:55)	0	10
Steelers	1	02:17	C.Boswell 40 yd. Field Goal (8-53, 3:44)	3	10
Bengals	2	14:15	T.Higgins 32 yd. pass from J.Burrow (E.McPherson kick) (6-75, 3:02)	3	17
Bengals	2	02:43	J.Mixon 1 yd. run (E.McPherson kick) (14-84, 7:35)	3	24
Bengals	2	00:30	M.Hilton 24 yd. interception return (E.McPherson kick)	3	31
Bengals	3	02:35	E.McPherson 51 yd. Field Goal (8-12, 3:48)	3	34
Bengals	4	13:10	J.Mixon 1 yd. run (E.McPherson kick) (5-65, 2:57)	3	41
Steelers	4	02:59	P.Freiermuth 15 yd. pass from B.Roethlisberger (C.Boswell kick) (9-69, 3:12)	10	41

**PITTSBURGH STEELERS**

PASSING	ATT	CP	YDS	SK/YD	TD	LG	INT	RTG
Ben Roethlisberger	41	24	263	3/13	1	41	2	65.4
<b>TOTAL</b>	<b>41</b>	<b>24</b>	<b>263</b>	<b>3/13</b>	<b>1</b>	<b>41</b>	<b>2</b>	<b>65.4</b>

RUSHING	ATT	YDS	AVG	LG	TD
Najee Harris	8	23	2.9	5	0
Kalen Ballage	3	21	7.0	13	0
Benny Snell Jr.	2	5	2.5	4	0
Anthony McFarland Jr.	2	2	1.0	3	0
<b>TOTAL</b>	<b>15</b>	<b>51</b>	<b>3.4</b>	<b>13</b>	<b>0</b>

RECEIVING	NO	YDS	AVG	LG	TD
Diontae Johnson	9	95	10.6	16	0
Pat Freiermuth	4	40	10.0	15t	1
Chase Claypool	3	82	27.3	41	0
Najee Harris	3	14	4.7	12	0
Anthony McFarland Jr.	1	11	11.0	11	0
Zach Gentry	1	10	10.0	10	0
Kalen Ballage	1	6	6.0	6	0
James Washington	1	3	3.0	3	0
Anthony Miller	1	2	2.0	2	0
<b>TOTAL</b>	<b>24</b>	<b>263</b>	<b>11.0</b>	<b>41</b>	<b>1</b>

TOP DEFENSE	TOT	SOLO	AST	SCK	YDS	INT
Joe Schobert	10	8	2	0.0	0.0	0
Minkah Fitzpatrick	9	5	4	0.0	0.0	1
Cameron Heyward	8	3	5	1.0	6.0	0

FIELD GOALS	FGM/FGA	PERCENT	RESULTS
Chris Boswell	1-1	100.0	40G
<b>TOTAL</b>	<b>1-1</b>	<b>100.0</b>	

**CINCINNATI BENGALS**

PASSING	ATT	CP	YDS	SK/YD	TD	LG	INT	RTG
Joe Burrow	24	20	190	2/18	1	32t	1	96.2
Brandon Allen	1	0	0	0/0	0	0	0	39.6
<b>TOTAL</b>	<b>25</b>	<b>20</b>	<b>190</b>	<b>2/18</b>	<b>1</b>	<b>32t</b>	<b>1</b>	<b>95.0</b>

RUSHING	ATT	YDS	AVG	LG	TD
Joe Mixon	28	165	5.9	32	2
Chris Evans	5	23	4.6	13	0
Joe Burrow	1	8	8.0	8t	1
Samaje Perine	3	3	1.0	4	0
Brandon Allen	1	-1	-1.0	-1	0
<b>TOTAL</b>	<b>38</b>	<b>198</b>	<b>5.2</b>	<b>32</b>	<b>3</b>

RECEIVING	NO	YDS	AVG	LG	TD
Tee Higgins	6	114	19.0	32t	1
Joe Mixon	4	-2	-0.5	5	0
Ja'Marr Chase	3	39	13.0	16	0
C.J. Uzomah	3	9	3.0	7	0
Tyler Boyd	2	13	6.5	9	0
Samaje Perine	1	12	12.0	12	0
Chris Evans	1	5	5.0	5	0
<b>TOTAL</b>	<b>20</b>	<b>190</b>	<b>9.5</b>	<b>32t</b>	<b>1</b>

TOP DEFENSE	TOT	SOLO	AST	SCK	YDS	INT
Logan Wilson	6	6	0	0.0	0.0	0
Markus Bailey	5	3	2	0.0	0.0	0
B.J. Hill	4	3	1	1.0	9.0	0

FIELD GOALS	FGM/FGA	PERCENT	RESULTS
Evan McPherson	2-2	100.0	31G, 51G
<b>TOTAL</b>	<b>2-2</b>	<b>100.0</b>	

**Team Statistics**

First Downs	16	25
3rd-Down Eff. (Made/Att/Pct)	7/13/54%	5/11/45%
4th-Down Eff. (Made/Att/Pct)	0/0/0%	1/1/100%
Total Net Yards	301	370
Total Plays	59	65
Yards Per Play	5.1	5.7
Rushes/Net Yards	15/51	38/198
Net Passing	250	172
Pass Attempts/Completions	41/24	25/20
Had Intercepted	2	1
Sacked/Yards Lost	3/13	2/18
Punts/Average	5/38.0	3/46.3
Penalties/Yards	4/30	3/18
Fumbles/Lost	2/1	0/0
Possession Time	24:40	35:20

**Steelers Bengals**



19

WEEK 13

Baltimore Ravens 19, Pittsburgh Steelers 20  
59,303 🌞 Heinz Field 🌞 Dec 5, 2021



20

Baltimore Ravens .....	0	7	3	9	—	19
Pittsburgh Steelers .....	0	3	0	17	—	20

SCORING DRIVES

TEAM	QTR	TIME	SCORING PLAY	BAL	PIT
Ravens	2	08:37	D.Freeman 3 yd. run (J.Tucker kick) (16-99,10:27)	7	0
Steelers	2	00:27	C.Boswell 53 yd. Field Goal (9-52, 1:21)	7	3
Ravens	3	07:24	J.Tucker 35 yd. Field Goal (10-41, 5:20)	10	3
Steelers	4	14:01	D.Johnson 29 yd. pass from B.Roethlisberger (kick failed, wl) (4-78, 1:38)	10	9
Ravens	4	11:51	J.Tucker 28 yd. Field Goal (5-51, 2:10)	13	9
Steelers	4	07:18	C.Boswell 43 yd. Field Goal (10-50, 4:33)	13	12
Steelers	4	01:48	D.Johnson 5 yd. pass from B.Roethlisberger (B.Roethlisberger-P.Freiemuth pass) (11-69, 4:33)	13	20
Ravens	4	00:12	S.Watkins 6 yd. pass from L.Jackson (pass failed) (8-60, 1:36)	19	20

BALTIMORE RAVENS

PASSING	ATT	CP	YDS	SK/YD	TD	LG	INT	RTG
Lamar Jackson	37	23	253	7/34	1	29	1	80.1
<b>TOTAL</b>	<b>37</b>	<b>23</b>	<b>253</b>	<b>7/34</b>	<b>1</b>	<b>29</b>	<b>1</b>	<b>80.1</b>

RUSHING	ATT	YDS	AVG	LG	TD
Lamar Jackson	8	55	6.9	13	0
Devonta Freeman	14	52	3.7	18	1
Lataavius Murray	2	1	0.5	3	0
Nate McCrary	1	-1	-1.0	-1	0
<b>TOTAL</b>	<b>25</b>	<b>107</b>	<b>4.3</b>	<b>18</b>	<b>1</b>

RECEIVING	NO	YDS	AVG	LG	TD
Marquise Brown	5	55	11.0	22	0
Devonta Freeman	5	45	9.0	15	0
Mark Andrews	4	50	12.5	29	0
Sammy Watkins	4	39	9.8	15	1
Lataavius Murray	2	34	17.0	18	0
Devin Duvernay	2	21	10.5	18	0
Patrick Ricard	1	9	9.0	9	0
<b>TOTAL</b>	<b>23</b>	<b>253</b>	<b>11.0</b>	<b>29</b>	<b>1</b>

TOP DEFENSE	TOT	SOLO	AST	SCK	YDS	INT
Brandon Williams	11	6	5	0.0	0.0	0
Brandon Stephens	7	5	2	0.0	0.0	0
Josh Bynes	7	3	4	0.0	0.0	0

FIELD GOALS	FGM/FGA	PERCENT	RESULTS
Justin Tucker	2/2	100.0	35G, 28G
<b>TOTAL</b>	<b>2-2</b>	<b>100.0</b>	

PITTSBURGH STEELERS

PASSING	ATT	CP	YDS	SK/YD	TD	LG	INT	RTG
Ben Roethlisberger	31	21	236	1/0	2	40	0	111.8
<b>TOTAL</b>	<b>31</b>	<b>21</b>	<b>236</b>	<b>1/0</b>	<b>2</b>	<b>40</b>	<b>0</b>	<b>111.8</b>

RUSHING	ATT	YDS	AVG	LG	TD
Najee Harris	21	71	3.4	13	0
Benny Snell Jr.	2	13	6.5	8	0
Chase Claypool	1	2	2.0	2	0
Ben Roethlisberger	1	-1	-1.0	-1	0
<b>TOTAL</b>	<b>25</b>	<b>85</b>	<b>3.4</b>	<b>13</b>	<b>0</b>

RECEIVING	NO	YDS	AVG	LG	TD
Diontae Johnson	8	105	13.1	29t	2
Najee Harris	5	36	7.2	18	0
Pat Freiemuth	3	26	8.7	17	0
Chase Claypool	2	52	26.0	40	0
Zach Gentry	2	10	5.0	5	0
Ray-Ray McCloud	1	7	7.0	7	0
<b>TOTAL</b>	<b>21</b>	<b>236</b>	<b>11.2</b>	<b>40</b>	<b>2</b>

TOP DEFENSE	TOT	SOLO	AST	SCK	YDS	INT
Minkah Fitzpatrick	9	7	2	0.0	0.0	1
Joe Schobert	7	6	1	0.0	0.0	0
T.J. Watt	6	5	1	3.5	12.0	0

FIELD GOALS	FGM/FGA	PERCENT	RESULTS
Chris Boswell	2/2	100.0	53G, 43G
<b>TOTAL</b>	<b>2-2</b>	<b>100.0</b>	

Team Statistics

First Downs	22	17
3rd-Down Eff. (Made/Att/Pct)	8/16/50%	5/12/42%
4th-Down Eff. (Made/Att/Pct)	0/0/0%	0/0/0%
Total Net Yards	326	321
Total Plays	69	57
Yards Per Play	4.7	5.6
Rushes/Net Yards	25/107	25/85
Net Passing	219	236
Pass Attempts/Completions	37/23	31/21
Had Intercepted	1	0
Sacked/Yards Lost	7/34	1/0
Punts/Average	4/50.8	5/43.4
Penalties/Yards	10/55	5/81
Fumbles/Lost	1/0	0/0
Possession Time	36:30	23:30

Ravens Steelers



28

**WEEK 14**  
**Pittsburgh Steelers 28, Minnesota Vikings 36**  
 66,718 🏟️ U.S. Bank Stadium 🏟️ Dec 9, 2021



36

Pittsburgh Steelers .....	0	0	7	21	—	28
Minnesota Vikings .....	6	17	6	7	—	36

**SCORING DRIVES**

TEAM	QTR	TIME	SCORING PLAY	PIT	MIN
Vikings	1	03:31	J.Jefferson 14 yd. pass from K.Cousins (kick failed, wr) (5-61, 2:01)	0	6
Vikings	2	14:43	G.Joseph 38 yd. Field Goal (7-37, 2:02)	0	9
Vikings	2	09:55	D.Cook 29 yd. run (G.Joseph kick) (5-78, 3:06)	0	16
Vikings	2	02:20	D.Cook 7 yd. run (G.Joseph kick) (12-60, 5:19)	0	23
Vikings	3	09:36	G.Joseph 42 yd. Field Goal (7-10, 2:49)	0	26
Vikings	3	06:15	G.Joseph 25 yd. Field Goal (6-23, 2:07)	0	29
Steelers	3	02:11	N.Harris 3 yd. pass from B.Roethlisberger (C.Boswell kick) (10-75, 4:04)	7	29
Steelers	4	14:49	N.Harris 1 yd. run (C.Boswell kick) (7-42, 2:14)	14	29
Steelers	4	12:11	J.Washington 30 yd. pass from B.Roethlisberger (pass failed) (3-69, 1:06)	20	29
Vikings	4	10:51	K.Osborn 62 yd. pass from K.Cousins (G.Joseph kick) (3-75, 1:20)	20	36
Steelers	4	04:14	P.Freiermuth 15 yd. pass from B.Roethlisberger (B.Roethlisberger-D.Johnson pass) (2-21, 0:44)	28	36

**PITTSBURGH STEELERS**

PASSING	ATT	CP	YDS	SK/YD	TD	LG	INT	RTG
Ben Roethlisberger	40	28	308	5/39	3	38	1	107.1
<b>TOTAL</b>	<b>40</b>	<b>28</b>	<b>308</b>	<b>5/39</b>	<b>3</b>	<b>38</b>	<b>1</b>	<b>107.1</b>

RUSHING	ATT	YDS	AVG	LG	TD
Najee Harris	20	94	4.7	23	1
Diontae Johnson	1	7	7.0	7	0
Ben Roethlisberger	1	5	5.0	5	0
Chase Claypool	1	2	2.0	2	0
Benny Snell Jr.	1	-2	-2.0	-2	0
<b>TOTAL</b>	<b>24</b>	<b>106</b>	<b>4.4</b>	<b>23</b>	<b>1</b>

RECEIVING	NO	YDS	AVG	LG	TD
Chase Claypool	8	93	11.6	38	0
Ray-Ray McCloud	6	32	5.3	10	0
Diontae Johnson	5	76	15.2	37	0
James Washington	4	65	16.3	30T	1
Najee Harris	3	10	3.3	6	1
Pat Freiermuth	2	32	16.0	17	1
<b>TOTAL</b>	<b>28</b>	<b>308</b>	<b>11.0</b>	<b>38</b>	<b>3</b>

TOP DEFENSE	TOT	SOLO	AST	SCK	YDS	INT
Devin Bush	8	3	5	0.0	0.0	0
Joe Schobert	7	4	3	0.0	0.0	0
Minkah Fitzpatrick	6	3	3	0.0	0.0	0

FIELD GOALS	FGM/FGA	PERCENT	RESULTS
Chris Boswell	0-1	0.0	49WL
<b>TOTAL</b>	<b>0-1</b>	<b>0.0</b>	

**MINNESOTA VIKINGS**

PASSING	ATT	CP	YDS	SK/YD	TD	LG	INT	RTG
Kirk Cousins	31	14	216	0/0	2	62T	2	63.4
<b>TOTAL</b>	<b>31</b>	<b>14</b>	<b>216</b>	<b>0/0</b>	<b>2</b>	<b>62T</b>	<b>2</b>	<b>63.4</b>

RUSHING	ATT	YDS	AVG	LG	TD
Dalvin Cook	27	205	7.6	30	2
Alexander Mattison	6	27	4.5	14	0
Kirk Cousins	2	14	7.0	11	0
Justin Jefferson	1	-4	-4.0	-4	0
<b>TOTAL</b>	<b>36</b>	<b>242</b>	<b>6.7</b>	<b>30</b>	<b>2</b>

RECEIVING	NO	YDS	AVG	LG	TD
Justin Jefferson	7	79	11.3	22	1
K.J. Osborn	3	83	27.7	62T	1
Tyler Conklin	2	20	10.0	19	0
Dalvin Cook	1	17	17.0	17	0
Chris Herndon	1	17	17.0	17	0
<b>TOTAL</b>	<b>14</b>	<b>216</b>	<b>15.4</b>	<b>62T</b>	<b>2</b>

TOP DEFENSE	TOT	SOLO	AST	SCK	YDS	INT
Eric Kendricks	11	5	6	1.0	9.0	0
Anthony Barr	9	4	5	0.0	0.0	0
Bashaud Breeland	8	7	1	0.0	0.0	1

FIELD GOALS	FGM/FGA	PERCENT	RESULTS
Greg Joseph	3-4	75.0	53WL, 38G, 42G, 25G
<b>TOTAL</b>	<b>3-4</b>	<b>75.0</b>	

**Team Statistics**

	Steelers	Vikings
First Downs	22	22
3rd-Down Eff. (Made/Att/Pct)	4/13/31%	5/14/36%
4th-Down Eff. (Made/Att/Pct)	2/2/100%	1/1/100%
Total Net Yards	375	458
Total Plays	69	67
Yards Per Play	5.4	6.8
Rushes/Net Yards	24/106	36/242
Net Passing	269	216
Pass Attempts/Completions	40/28	31/14
Had Intercepted	1	2
Sacked/Yards Lost	5/39	0/0
Punts/Average	6/43.0	3/48.7
Penalties/Yards	10/85	11/102
Fumbles/Lost	1/0	0/0
Possession Time	29:32	30:28

**Steelers Vikings**





13

WEEK 15

Tennessee Titans 13, Pittsburgh Steelers 19  
59,521 🌞 Heinz Field 🌞 Dec 19, 2021



19

Tennessee Titans .....	10	3	0	0	—	13
Pittsburgh Steelers .....	0	3	7	9	—	19

SCORING DRIVES

TEAM	QTR	TIME	SCORING PLAY	TEN	PIT
Titans	1	07:41	R.Tannehill 1 yd. run (R.Bullock kick) (6-25, 2:29)	7	0
Titans	1	01:13	R.Bullock 26 yd. Field Goal (11-45, 4:54)	10	0
Steelers	2	10:35	C.Boswell 36 yd. Field Goal (5-18, 2:11)	10	3
Titans	2	00:18	R.Bullock 32 yd. Field Goal (19-64,10:17)	13	3
Steelers	3	03:08	B.Roethlisberger 1 yd. run (C.Boswell kick) (8-63, 3:59)	13	10
Steelers	4	13:24	C.Boswell 28 yd. Field Goal (7-31, 2:26)	13	13
Steelers	4	07:20	C.Boswell 46 yd. Field Goal (4-4, 1:56)	13	16
Steelers	4	04:29	C.Boswell 48 yd. Field Goal (4-5, 2:07)	13	19

TENNESSEE TITANS

PASSING	ATT	CP	YDS	SK/YD	TD	LG	INT	RTG
Ryan Tannehill	32	23	153	4/36	0	18	1	68.9
<b>TOTAL</b>	<b>32</b>	<b>23</b>	<b>153</b>	<b>4/36</b>	<b>0</b>	<b>18</b>	<b>1</b>	<b>68.9</b>

RUSHING	ATT	YDS	AVG	LG	TD
D'Onta Foreman	22	108	4.9	20	0
Dontrell Hilliard	9	49	5.4	15	0
Jeremy McNichols	6	26	4.3	9	0
Ryan Tannehill	5	18	3.6	11	1
<b>TOTAL</b>	<b>42</b>	<b>201</b>	<b>4.8</b>	<b>20</b>	<b>1</b>

RECEIVING	NO	YDS	AVG	LG	TD
Nick Westbrook-Ikhine	4	32	8.0	12	0
Chester Rogers	4	30	7.5	13	0
Dontrell Hilliard	4	10	2.5	5	0
Jeremy McNichols	3	25	8.3	11	0
D'Onta Foreman	2	27	13.5	18	0
Anthony Firkser	2	19	9.5	11	0
Cody Hollister	1	5	5.0	5	0
Geoff Swaim	1	5	5.0	5	0
MyCole Pruitt	1	1	1.0	1	0
Racey McMath	1	-1	-1.0	-1	0
<b>TOTAL</b>	<b>23</b>	<b>153</b>	<b>6.7</b>	<b>18</b>	<b>0</b>

TOP DEFENSE	TOT	SOLO	AST	SCK	YDS	INT
Zach Cunningham	6	4	2	0.0	0.0	0
Rashaan Evans	5	3	2	0.0	0.0	0
Elijah Molden	4	4	0	0.0	0.0	0

FIELD GOALS	FGM/FGA	PERCENT	RESULTS
Randy Bullock	2-2	100.0	26G, 32G
<b>TOTAL</b>	<b>2-2</b>	<b>100.0</b>	

PITTSBURGH STEELERS

PASSING	ATT	CP	YDS	SK/YD	TD	LG	INT	RTG
Ben Roethlisberger	25	16	148	3/15	0	19	0	80.1
<b>TOTAL</b>	<b>25</b>	<b>16</b>	<b>148</b>	<b>3/15</b>	<b>0</b>	<b>19</b>	<b>0</b>	<b>80.1</b>

RUSHING	ATT	YDS	AVG	LG	TD
Najee Harris	12	18	1.5	7	0
Diontae Johnson	1	10	10.0	10	0
Chase Claypool	1	7	7.0	7	0
Ben Roethlisberger	3	0	0.0	1t	1
<b>TOTAL</b>	<b>17</b>	<b>35</b>	<b>2.1</b>	<b>10</b>	<b>1</b>

RECEIVING	NO	YDS	AVG	LG	TD
Diontae Johnson	5	38	7.6	16	0
Pat Freiermuth	4	37	9.3	14	0
James Washington	3	36	12.0	19	0
Najee Harris	2	8	4.0	5	0
Zach Gentry	1	17	17.0	17	0
Ray-Ray McCloud	1	0	0.0	0	0
<b>TOTAL</b>	<b>16</b>	<b>148</b>	<b>9.3</b>	<b>19</b>	<b>0</b>

TOP DEFENSE	TOT	SOLO	AST	SCK	YDS	INT
Minkah Fitzpatrick	14	12	2	0.0	0.0	0
Terrell Edmunds	10	7	3	0.0	0.0	0
Joe Schobert	7	4	3	0.0	0.0	1

FIELD GOALS	FGM/FGA	PERCENT	RESULTS
Chris Boswell	4-5	80.0	36G, 56SH, 28G, 46G, 48G
<b>TOTAL</b>	<b>4-5</b>	<b>80.0</b>	

Team Statistics

First Downs	22	12
3rd-Down Eff. (Made/Att/Pct)	8/18/44%	2/11/18%
4th-Down Eff. (Made/Att/Pct)	1/2/50%	0/0/0%
Total Net Yards	318	168
Total Plays	78	45
Yards Per Play	4.1	3.7
Rushes/Net Yards	42/201	17/35
Net Passing	117	133
Pass Attempts/Completions	32/23	25/16
Had Intercepted	1	0
Sacked/Yards Lost	4/36	3/15
Punts/Average	3/47.7	5/39.8
Penalties/Yards	7/68	5/30
Fumbles/Lost	5/3	0/0
Possession Time	39:08	20:52

Titans Steelers



**WEEK 16**  
**Pittsburgh Steelers 10, Kansas City Chiefs 36**  
 73,371 🏡 Arrowhead Stadium 🏡 Dec 26, 2021



Pittsburgh Steelers .....	0	0	3	7	—	10
Kansas City Chiefs .....	14	9	7	6	—	36

**SCORING DRIVES**

TEAM	QTR	TIME	SCORING PLAY	PIT	KC
Chiefs	1	04:07	C.Edwards-Helaire 1 yd. run (E.Fry kick) (14-73, 8:10)	0	7
Chiefs	1	01:05	B.Pringle 5 yd. pass from P.Mahomes (E.Fry kick) (6-49, 2:54)	0	14
Chiefs	2	08:45	E.Fry 44 yd. Field Goal (10-54, 5:01)	0	17
Chiefs	2	02:13	M.Hardman 8 yd. pass from P.Mahomes (kick failed, wl) (6-74, 2:50)	0	23
Chiefs	3	08:53	B.Pringle 16 yd. pass from P.Mahomes (E.Fry kick) (7-51, 3:51)	0	30
Steelers	3	03:34	C.Boswell 34 yd. Field Goal (15-54, 5:19)	3	30
Chiefs	4	11:57	E.Fry 34 yd. Field Goal (12-59, 6:37)	3	33
Chiefs	4	09:41	E.Fry 30 yd. Field Goal (4-5, 2:02)	3	36
Steelers	4	02:54	D.Johnson 15 yd. pass from B.Roethlisberger (C.Boswell kick) (17-85, 6:47)	10	36

**PITTSBURGH STEELERS**

PASSING	ATT	CP	YDS	SK/YD	TD	LG	INT	RTG
Ben Roethlisberger	35	23	159	2/21	1	24	1	73.4
Mason Rudolph	8	5	35	0/0	0	12	0	72.4
<b>TOTAL</b>	<b>43</b>	<b>28</b>	<b>194</b>	<b>2/21</b>	<b>1</b>	<b>24</b>	<b>1</b>	<b>73.2</b>

RUSHING	ATT	YDS	AVG	LG	TD
Najee Harris	19	93	4.9	21	0
Benny Snell Jr.	5	20	4.0	8	0
Mason Rudolph	1	17	17.0	17	0
<b>TOTAL</b>	<b>25</b>	<b>130</b>	<b>5.2</b>	<b>21</b>	<b>0</b>

RECEIVING	NO	YDS	AVG	LG	TD
Diontae Johnson	6	51	8.5	18	1
Najee Harris	5	17	3.4	6	0
Chase Claypool	4	41	10.3	24	0
Zach Gentry	4	31	7.8	12	0
Ray-Ray McCloud	4	25	6.3	17	0
Cody White	3	16	5.3	6	0
Kevin Rader	1	7	7.0	7	0
Benny Snell Jr.	1	6	6.0	6	0
<b>TOTAL</b>	<b>28</b>	<b>194</b>	<b>6.9</b>	<b>24</b>	<b>1</b>

TOP DEFENSE	TOT	SOLO	AST	SCK	YDS	INT
Robert Spillane	13	5	8	0.0	0.0	0
Minkah Fitzpatrick	12	5	7	0.0	0.0	0
Joe Schobert	10	4	6	0.0	0.0	0

FIELD GOALS	FGM/FGA	PERCENT	RESULTS
Chris Boswell	1-2	50.0	36WL, 34G
<b>TOTAL</b>	<b>1-2</b>	<b>50.0</b>	

**KANSAS CITY CHIEFS**

PASSING	ATT	CP	YDS	SK/YD	TD	LG	INT	RTG
Patrick Mahomes	30	23	258	2/4	3	50	0	135.1
<b>TOTAL</b>	<b>30</b>	<b>23</b>	<b>258</b>	<b>2/4</b>	<b>3</b>	<b>50</b>	<b>0</b>	<b>135.1</b>

RUSHING	ATT	YDS	AVG	LG	TD
Darrel Williams	11	55	5.0	12	0
Derrick Gore	12	43	3.6	10	0
Clyde Edwards-Helaire	9	27	3.0	7	1
Michael Burton	1	2	2.0	2	0
Chad Henne	2	0	0.0	0	0
<b>TOTAL</b>	<b>35</b>	<b>127</b>	<b>3.6</b>	<b>12</b>	<b>1</b>

RECEIVING	NO	YDS	AVG	LG	TD
Byron Pringle	6	75	12.5	22	2
Derrick Gore	3	61	20.3	50	0
Mecole Hardman	3	31	10.3	14	1
Darrel Williams	3	30	10.0	18	0
Tyreek Hill	2	19	9.5	10	0
Demarcus Robinson	2	15	7.5	9	0
Noah Gray	2	12	6.0	7	0
Blake Bell	1	11	11.0	11	0
Clyde Edwards-Helaire	1	4	4.0	4	0
<b>TOTAL</b>	<b>23</b>	<b>258</b>	<b>11.2</b>	<b>50</b>	<b>3</b>

TOP DEFENSE	TOT	SOLO	AST	SCK	YDS	INT
Ben Niemann	7	6	1	0.0	0.0	0
Dicaprio Bootle	7	5	2	0.0	0.0	0
Juan Thornhill	7	4	3	0.0	0.0	0

FIELD GOALS	FGM/FGA	PERCENT	RESULTS
Elliott Fry	3-4	75.0	44G, 39WL, 34G, 30G
<b>TOTAL</b>	<b>3-4</b>	<b>75.0</b>	

**Team Statistics**

	Steelers	Chiefs
First Downs	20	25
3rd-Down Eff. (Made/Att/Pct)	5/13/38%	4/11/36%
4th-Down Eff. (Made/Att/Pct)	2/3/67%	1/1/100%
Total Net Yards	303	381
Total Plays	70	67
Yards Per Play	4.3	5.7
Rushes/Net Yards	25/130	35/127
Net Passing	173	254
Pass Attempts/Completions	43/28	30/23
Had Intercepted	1	0
Sacked/Yards Lost	2/21	2/4
Punts/Average	2/60.5	2/45.5
Penalties/Yards	5/40	5/41
Fumbles/Lost	2/2	3/0
Possession Time	25:18	34:42



14

WEEK 17

Cleveland Browns 14, Pittsburgh Steelers 26  
63,624 🌞 Heinz Field 🌞 Jan 3, 2022



26

Cleveland Browns .....	0	0	7	7	—	14
Pittsburgh Steelers .....	0	10	3	13	—	26

SCORING DRIVES

TEAM	QTR	TIME	SCORING PLAY	CLE	PIT
Steelers	2	10:39	D.Johnson 5 yd. pass from B.Roethlisberger (C.Boswell kick) (10-66, 4:14)	0	7
Steelers	2	03:02	C.Boswell 22 yd. Field Goal (11-39, 4:01)	0	10
Steelers	3	08:20	C.Boswell 30 yd. Field Goal (11-66, 4:16)	0	13
Browns	3	00:56	D.Njoku 3 yd. pass from B.Mayfield (C.McLaughlin kick) (4-48, 2:02)	7	13
Steelers	4	09:45	C.Boswell 50 yd. Field Goal (8-25, 3:50)	7	16
Steelers	4	05:48	C.Boswell 48 yd. Field Goal (4-7, 1:35)	7	19
Browns	4	01:10	H.Bryant 1 yd. pass from B.Mayfield (C.McLaughlin kick) (17-76, 4:38)	14	19
Steelers	4	00:51	N.Harris 37 yd. run (C.Boswell kick) (3-45, 0:19)	14	26

CLEVELAND BROWNS

PASSING	ATT	CP	YDS	SK/YD	TD	LG	INT	RTG
Baker Mayfield	38	16	185	9/46	2	39	2	53.1
TOTAL	38	16	185	9/46	2	39	2	53.1

RUSHING	ATT	YDS	AVG	LG	TD
Nick Chubb	12	58	4.8	32	0
Baker Mayfield	2	16	8.0	14	0
D'Ernest Johnson	5	13	2.6	4	0
Jarvis Landry	1	6	6.0	6	0
TOTAL	20	93	4.7	32	0

RECEIVING	NO	YDS	AVG	LG	TD
Jarvis Landry	4	43	10.8	20	0
David Njoku	4	28	7.0	9	1
Donovan Peoples-Jones	3	76	25.3	39	0
Austin Hooper	2	28	14.0	21	0
Rashard Higgins	1	8	8.0	8	0
Harrison Bryant	1	1	1.0	1t	1
D'Ernest Johnson	1	1	1.0	1	0
TOTAL	16	185	11.6	39	2

TOP DEFENSE	TOT	SOLO	AST	SCK	YDS	INT
Grant Delpit	11	7	4	0.0	0.0	0
Anthony Walker Jr.	9	3	6	0.0	0.0	0
Greg Newsome II	8	7	1	0.0	0.0	0

FIELD GOALS	FGM/FGA	PERCENT	RESULTS
No Field Goals			

PITTSBURGH STEELERS

PASSING	ATT	CP	YDS	SK/YD	TD	LG	INT	RTG
Ben Roethlisberger	46	24	123	2/14	1	13	1	56.2
TOTAL	46	24	123	2/14	1	13	1	56.3

RUSHING	ATT	YDS	AVG	LG	TD
Najee Harris	28	188	6.7	37t	1
Benny Snell Jr.	1	2	2.0	2	0
Derek Watt	1	1	1.0	1	0
Ben Roethlisberger	1	-1	-1.0	-1	0
TOTAL	31	190	6.1	37T	1

RECEIVING	NO	YDS	AVG	LG	TD
Diontae Johnson	8	31	3.9	10	1
Pat Freiermuth	5	22	4.4	12	0
Ray-Ray McCloud	4	35	8.8	12	0
Najee Harris	3	18	6.0	13	0
Chase Claypool	3	17	5.7	8	0
Zach Gentry	1	0	0.0	0	0
TOTAL	24	123	5.1	13	1

TOP DEFENSE	TOT	SOLO	AST	SCK	YDS	INT
Robert Spillane	8	4	4	0.0	0.0	0
Alex Highsmith	7	7	0	2.0	14.0	0
T.J. Watt	5	5	0	4.0	25.0	0

FIELD GOALS	FGM/FGA	PERCENT	RESULTS
Chris Boswell	4-4	100.0	22G, 30G, 50G, 48G
TOTAL	4-4	100.0	

Team Statistics

First Downs	15	20
3rd-Down Eff. (Made/Att/Pct)	5/17/29%	5/18/28%
4th-Down Eff. (Made/Att/Pct)	1/3/33%	1/2/50%
Total Net Yards	232	299
Total Plays	67	79
Yards Per Play	3.5	3.8
Rushes/Net Yards	20/93	31/190
Net Passing	139	109
Pass Attempts/Completions	38/16	46/24
Had Intercepted	2	1
Sacked/Yards Lost	9/46	2/14
Punts/Average	8/42.8	5/48.8
Penalties/Yards	10/77	5/51
Fumbles/Lost	0/0	2/0
Possession Time	25:05	34:55

Browns Steelers



16

**WEEK 18**  
**Pittsburgh Steelers 16, Baltimore Ravens 13 (OT)**  
 70,453 M&T Bank Stadium Jan 9, 2022



13

Pittsburgh Steelers .....	3	0	3	7	3	—	16
Baltimore Ravens .....	0	3	7	3	0	—	13

**SCORING DRIVES**

TEAM	QTR	TIME	SCORING PLAY	PIT	BAL
Steelers	1	06:06	C.Boswell 28 yd. Field Goal (7-29, 3:51)	3	0
Ravens	2	00:11	J.Tucker 24 yd. Field Goal (8-34, 1:35)	3	3
Ravens	3	12:32	L.Murray 46 yd. run (J.Tucker kick) (5-68, 2:28)	3	10
Steelers	3	07:41	C.Boswell 40 yd. Field Goal (8-50, 4:51)	6	10
Steelers	4	02:54	C.Claypool 6 yd. pass from B.Roethlisberger (C.Boswell kick) (10-50, 5:13)	13	10
Ravens	4	01:13	J.Tucker 46 yd. Field Goal (7-40, 1:41)	13	13
Steelers	OT	01:56	C.Boswell 36 yd. Field Goal (15-65, 4:28)	16	13

**PITTSBURGH STEELERS**

PASSING	ATT	CP	YDS	SK/YD	TD	LG	INT	RTG
Ben Roethlisberger	44	30	244	1/9	1	25	1	80.1
<b>TOTAL</b>	<b>44</b>	<b>30</b>	<b>244</b>	<b>1/9</b>	<b>1</b>	<b>25</b>	<b>1</b>	<b>80.1</b>

RUSHING	ATT	YDS	AVG	LG	TD
Chase Claypool	3	33	11.0	17	0
Najee Harris	11	28	2.5	15	0
Benny Snell Jr.	12	22	1.8	9	0
Kalen Ballage	1	0	0.0	0	0
Ben Roethlisberger	3	-4	-1.3	-1	0
<b>TOTAL</b>	<b>30</b>	<b>79</b>	<b>2.6</b>	<b>17</b>	<b>0</b>

RECEIVING	NO	YDS	AVG	LG	TD
Diontae Johnson	7	51	7.3	16	0
Pat Freiermuth	6	53	8.8	14	0
Chase Claypool	5	37	7.4	10	1
Zach Gentry	4	39	9.8	25	0
Ray-Ray McCloud	4	37	9.3	20	0
Najee Harris	4	27	6.8	11	0
<b>TOTAL</b>	<b>30</b>	<b>244</b>	<b>8.1</b>	<b>25</b>	<b>1</b>

TOP DEFENSE	TOT	SOLO	AST	SCK	YDS	INT
Chris Wormley	7	3	4	1.0	4.0	0
Minkah Fitzpatrick	6	5	1	0.0	0.0	0
Cameron Heyward	6	5	1	1.0	2.0	0

FIELD GOALS	FGM/FGA	PERCENT	RESULTS
Chris Boswell	3-3	100.0	28G, 40G, 36G
<b>TOTAL</b>	<b>3-3</b>	<b>100.0</b>	

**BALTIMORE RAVENS**

PASSING	ATT	CP	YDS	SK/YD	TD	LG	INT	RTG
Tyler Huntley	31	16	141	3/9	0	28	2	37.2
Sam Koch	1	0	0	0/0	0	0	0	39.6
<b>TOTAL</b>	<b>32</b>	<b>16</b>	<b>141</b>	<b>3/9</b>	<b>0</b>	<b>28</b>	<b>2</b>	<b>36.1</b>

RUSHING	ATT	YDS	AVG	LG	TD
Latavius Murray	16	150	9.4	46T	1
Tyler Huntley	12	72	6.0	21	0
Devonta Freeman	5	21	4.2	22	0
Ty'Son Williams	1	4	4.0	4	0
Devin Duvernay	1	2	2.0	2	0
Mark Andrews	1	0	0.0	0	0
<b>TOTAL</b>	<b>36</b>	<b>249</b>	<b>6.9</b>	<b>46T</b>	<b>1</b>

RECEIVING	NO	YDS	AVG	LG	TD
Mark Andrews	8	85	10.6	28	0
Marquise Brown	3	27	9.0	11	0
Rashod Bateman	2	22	11.0	19	0
Devonta Freeman	2	6	3.0	5	0
Josh Oliver	1	1	1.0	1	0
<b>TOTAL</b>	<b>16</b>	<b>141</b>	<b>8.8</b>	<b>28</b>	<b>0</b>

TOP DEFENSE	TOT	SOLO	AST	SCK	YDS	INT
Josh Bynes	8	6	2	0.0	0.0	0
Chuck Clark	8	3	5	0.0	0.0	0
Tyus Bowser	6	5	1	0.0	0.0	0

FIELD GOALS	FGM/FGA	PERCENT	RESULTS
Justin Tucker	2-2	100.0	24G, 46G
<b>TOTAL</b>	<b>2-2</b>	<b>100.0</b>	

**Team Statistics**

	Steelers	Ravens
First Downs	19	20
3rd-Down Eff. (Made/Att/Pct)	6/17/35%	3/14/21%
4th-Down Eff. (Made/Att/Pct)	1/1/100%	1/2/50%
Total Net Yards	314	381
Total Plays	75	71
Yards Per Play	4.2	5.4
Rushes/Net Yards	30/79	36/249
Net Passing	235	132
Pass Attempts/Completions	44/30	32/16
Had Intercepted	1	2
Sacked/Yards Lost	1/9	3/9
Punts/Average	8/37.3	7/38.3
Penalties/Yards	6/43	1/5
Fumbles/Lost	0/0	2/1
Possession Time	36:48	31:16

2021 REGULAR SEASON INDIVIDUAL GAME-BY-GAME STATS														
PASSING:		CHRIS BOSWELL												
DATE	OPP.	ATT	CMP	YDS	CMP%	Y/A	Y/C	TD	TD%	INT	INT%	LG	SK/YD	RATE
09/12	at Buffalo	0	0	0	0.0%	0.0	0.0	0	0.0%	0	0.0%	0	0/0	0.0
09/19	Las Vegas	0	0	0	0.0%	0.0	0.0	0	0.0%	0	0.0%	0	0/0	0.0
09/26	Cincinnati	0	0	0	0.0%	0.0	0.0	0	0.0%	0	0.0%	0	0/0	0.0
10/03	at Green Bay	0	0	0	0.0%	0.0	0.0	0	0.0%	0	0.0%	0	0/0	0.0
10/10	Denver	0	0	0	0.0%	0.0	0.0	0	0.0%	0	0.0%	0	0/0	0.0
10/17	Seattle	0	0	0	0.0%	0.0	0.0	0	0.0%	0	0.0%	0	0/0	0.0
10/31	at Cleveland	1	0	0	0.0%	0.0	0.0	0	0.0%	0	0.0%	0	0/0	39.6
11/08	Chicago	0	0	0	0.0%	0.0	0.0	0	0.0%	0	0.0%	0	0/0	0.0
11/14	Detroit	0	0	0	0.0%	0.0	0.0	0	0.0%	0	0.0%	0	0/0	0.0
11/21	at L.A. Chargers	0	0	0	0.0%	0.0	0.0	0	0.0%	0	0.0%	0	0/0	0.0
11/28	at Cincinnati	0	0	0	0.0%	0.0	0.0	0	0.0%	0	0.0%	0	0/0	0.0
12/05	Baltimore	0	0	0	0.0%	0.0	0.0	0	0.0%	0	0.0%	0	0/0	0.0
12/09	at Minnesota	0	0	0	0.0%	0.0	0.0	0	0.0%	0	0.0%	0	0/0	0.0
12/19	Tennessee	0	0	0	0.0%	0.0	0.0	0	0.0%	0	0.0%	0	0/0	0.0
12/26	at Kansas City	0	0	0	0.0%	0.0	0.0	0	0.0%	0	0.0%	0	0/0	0.0
01/03	Cleveland	0	0	0	0.0%	0.0	0.0	0	0.0%	0	0.0%	0	0/0	0.0
01/09	at Baltimore	0	0	0	0.0%	0.0	0.0	0	0.0%	0	0.0%	0	0/0	0.0
TOTALS		1	0	0	0.0%	0.0	0.0	0	0.0%	0	0.0%	0	0/0	39.6

PASSING:		JOSHUA DOBBS												
DATE	OPP.	ATT	CMP	YDS	CMP%	Y/A	Y/C	TD	TD%	INT	INT%	LG	SK/YD	RATE
09/12	at Buffalo													
09/19	Las Vegas													
09/26	Cincinnati													
10/03	at Green Bay													
10/10	Denver													
10/17	Seattle													
10/31	at Cleveland													
11/08	Chicago													
11/14	Detroit													
11/21	at L.A. Chargers													
11/28	at Cincinnati													
12/05	Baltimore													
12/09	at Minnesota													
12/19	Tennessee													
12/26	at Kansas City													
01/03	Cleveland													
01/09	at Baltimore													
TOTALS		0	0	0	0.0%	0.0	0.0	0	0.0%	0	0.0%	--	0/0	0.0

PASSING:		DWAYNE HASKINS												
DATE	OPP.	ATT	CMP	YDS	CMP%	Y/A	Y/C	TD	TD%	INT	INT%	LG	SK/YD	RATE
09/12	at Buffalo													
09/19	Las Vegas													
09/26	Cincinnati													
10/03	at Green Bay													
10/10	Denver													
10/17	Seattle													
10/31	at Cleveland													
11/08	Chicago													
11/14	Detroit													
11/21	at L.A. Chargers													
11/28	at Cincinnati													
12/05	Baltimore													
12/09	at Minnesota													
12/19	Tennessee													
12/26	at Kansas City													
01/03	Cleveland													
01/09	at Baltimore													
TOTALS		0	0	0	0.0%	0.0	0.0	0	0.0%	0	0.0%	--	0/0	0.0

PASSING:		JAMES MORGAN												
DATE	OPP.	ATT	CMP	YDS	CMP%	Y/A	Y/C	TD	TD%	INT	INT%	LG	SK/YD	RATE
09/12	at Buffalo													
09/19	Las Vegas													
09/26	Cincinnati													
10/03	at Green Bay													
10/10	Denver													
10/17	Seattle													
10/31	at Cleveland													
11/08	Chicago													
11/14	Detroit													
11/21	at L.A. Chargers													
11/28	at Cincinnati													
12/05	Baltimore													
12/09	at Minnesota													
12/19	Tennessee													
12/26	at Kansas City													
01/03	Cleveland													
01/09	at Baltimore													
<b>TOTALS</b>		<b>0</b>	<b>0</b>	<b>0</b>	<b>0.0%</b>	<b>0.0</b>	<b>0.0</b>	<b>0</b>	<b>0.0%</b>	<b>0</b>	<b>0.0%</b>	<b>--</b>	<b>0/0</b>	<b>0.0</b>

PASSING:		BEN ROETHLISBERGER												
DATE	OPP.	ATT	CMP	YDS	CMP%	Y/A	Y/C	TD	TD%	INT	INT%	LG	SK/YD	RATE
09/12	at Buffalo	32	18	188	56.3%	5.9	10.4	1	3.1%	0	0.0%	24	2/11	83.9
09/19	Las Vegas	40	27	295	67.5%	7.4	10.9	1	2.5%	1	2.5%	52	2/3	87.0
09/26	Cincinnati	58	38	318	65.5%	5.5	8.4	1	1.7%	2	3.4%	29	4/21	70.9
10/03	at Green Bay	40	26	232	65.0%	5.8	8.9	1	2.5%	1	2.5%	45	2/12	78.3
10/10	Denver	25	15	253	60.0%	10.1	16.9	2	8.0%	0	0.0%	59	1/9	120.9
10/17	Seattle	40	29	229	72.5%	5.7	7.9	1	2.5%	0	0.0%	23	1/3	94.7
10/31	at Cleveland	34	22	266	64.7%	7.8	12.1	1	2.9%	0	0.0%	50	2/11	98.4
11/08	Chicago	30	21	205	70.0%	6.8	9.8	2	6.7%	0	0.0%	42	4/30	111.1
11/14	Detroit													
11/21	at L.A. Chargers	44	28	273	63.6%	6.2	9.8	3	6.8%	0	0.0%	37	3/28	103.7
11/28	at Cincinnati	41	24	263	58.5%	6.4	11.0	1	2.4%	2	4.9%	41	3/13	65.4
12/05	Baltimore	31	21	236	67.7%	7.6	11.2	2	6.5%	0	0.0%	40	1/0	111.8
12/09	at Minnesota	40	28	308	70.0%	7.7	11.0	3	7.5%	1	2.5%	38	5/39	107.1
12/19	Tennessee	25	16	148	64.0%	5.9	9.3	0	0.0%	0	0.0%	19	3/15	80.1
12/26	at Kansas City	35	23	159	65.7%	4.5	6.9	1	2.9%	1	2.9%	24	2/21	73.4
01/03	Cleveland	46	24	123	52.2%	2.7	5.1	1	2.2%	1	2.2%	13	2/14	56.2
01/09	at Baltimore	44	30	244	68.2%	5.5	8.1	1	2.3%	1	2.3%	25	1/9	80.1
<b>TOTALS</b>		<b>605</b>	<b>390</b>	<b>3,740</b>	<b>64.5%</b>	<b>6.2</b>	<b>9.6</b>	<b>22</b>	<b>3.6%</b>	<b>10</b>	<b>1.7%</b>	<b>59</b>	<b>38/239</b>	<b>86.8</b>

PASSING:		MASON RUDOLPH												
DATE	OPP.	ATT	CMP	YDS	CMP%	Y/A	Y/C	TD	TD%	INT	INT%	LG	SK/YD	RATE
09/12	at Buffalo													
09/19	Las Vegas													
09/26	Cincinnati													
10/03	at Green Bay													
10/10	Denver													
10/17	Seattle													
10/31	at Cleveland													
11/08	Chicago													
11/14	Detroit	50	30	242	60.0%	4.8	8.1	1	2.0%	1	2.0%	36	0/0	70.6
11/21	at L.A. Chargers													
11/28	at Cincinnati													
12/05	Baltimore													
12/09	at Minnesota													
12/19	Tennessee													
12/26	at Kansas City	8	5	35	62.5%	4.4	7.0	0	0.0%	0	0.0%	12	0/0	72.4
01/03	Cleveland													
01/09	at Baltimore													
<b>TOTALS</b>		<b>58</b>	<b>35</b>	<b>277</b>	<b>60.3%</b>	<b>4.8</b>	<b>7.9</b>	<b>1</b>	<b>1.7%</b>	<b>1</b>	<b>1.7%</b>	<b>36</b>	<b>0/0</b>	<b>70.8</b>

2021 REGULAR SEASON INDIVIDUAL GAME-BY-GAME STATS

RUSHING:		KALEN BALLAGE								CHASE CLAYPOOL								ERIC EBRON							
DATE	OPP	NO.	YDS	AVG	LG	TD	NO.	YDS	AVG	LG	TD	NO.	YDS	AVG	LG	TD	NO.	YDS	AVG	LG	TD				
09/12	at Buffalo	0	0	0.0	--	0	1	25	25.0	25	0	0	0	0.0	--	0	0	0	0.0	--	0				
09/19	Las Vegas	0	0	0.0	--	0	1	-3	-3.0	-3	0	0	0	0.0	--	0	0	0	0.0	--	0				
09/26	Cincinnati	0	0	0.0	--	0	0	0	0.0	--	0	0	0	0.0	--	0	0	0	0.0	--	0				
10/03	at Green Bay	0	0	0.0	--	0	ON INACTIVE LIST								0	0	0.0	--	0	0	0	0.0	--	0	
10/10	Denver	4	0	0.0	3	0	0	0	0.0	--	0	0	0	0.0	--	0	0	0	0.0	--	0				
10/17	Seattle	2	15	7.5	11	0	0	0	0.0	--	0	1	1	1.0	1t	1	0	0	0.0	--	0				
10/31	at Cleveland	1	-3	-3.0	-3	0	2	16	8.0	16	0	ON INACTIVE LIST													
11/08	Chicago	0	0	0.0	--	0	2	13	6.5	11	0	ON INACTIVE LIST													
11/14	Detroit	0	0	0.0	--	0	ON INACTIVE LIST								0	0	0.0	--	0						
11/21	at L.A. Chargers	1	3	3.0	3	0	2	1	0.5	3	0	0	0	0.0	--	0	0	0	0.0	--	0				
11/28	at Cincinnati	3	21	7.0	13	0	0	0	0.0	--	0	INJURED RESERVE													
12/05	Baltimore	0	0	0.0	--	0	1	2	2.0	2	0	INJURED RESERVE													
12/09	at Minnesota	0	0	0.0	--	0	1	2	2.0	2	0	INJURED RESERVE													
12/19	Tennessee	0	0	0.0	--	0	1	7	7.0	7	0	INJURED RESERVE													
12/26	at Kansas City	0	0	0.0	--	0	0	0	0.0	--	0	INJURED RESERVE													
01/03	Cleveland	0	0	0.0	--	0	0	0	0.0	--	0	INJURED RESERVE													
01/09	at Baltimore	1	0	0.0	--	0	3	33	11.0	17	0	INJURED RESERVE													
TOTALS		12	36	3.0	13	0	14	96	6.9	25	0	1	1	1.0	1t	1									

RUSHING:		NAJEE HARRIS								DIONTAE JOHNSON								RAY-RAY MCCLLOUD							
DATE	OPP	NO.	YDS	AVG	LG	TD	NO.	YDS	AVG	LG	TD	NO.	YDS	AVG	LG	TD	NO.	YDS	AVG	LG	TD				
09/12	at Buffalo	16	45	2.8	18	0	0	0	0.0	--	0	0	0	0.0	--	0	0	0	0.0	--	0				
09/19	Las Vegas	10	38	3.8	14	0	0	0	0.0	--	0	0	0	0.0	--	0	0	0	0.0	--	0				
09/26	Cincinnati	14	40	2.9	20	0	ON INACTIVE LIST								0	0	0.0	--	0						
10/03	at Green Bay	15	62	4.1	11	1	0	0	0.0	--	0	0	0	0.0	--	0	0	0	0.0	--	0				
10/10	Denver	23	122	5.3	20	1	0	0	0.0	--	0	0	0	0.0	--	0	0	0	0.0	--	0				
10/17	Seattle	24	81	3.4	10	0	1	25	25.0	25	0	0	0	0.0	--	0	0	0	0.0	--	0				
10/31	at Cleveland	26	91	3.5	11	1	0	0	0.0	--	0	1	10	10.0	10	0	0	0	0.0	--	0				
11/08	Chicago	22	62	2.8	13	1	2	11	5.5	11	0	0	0	0.0	--	0	0	0	0.0	--	0				
11/14	Detroit	26	105	4.0	12	0	0	0	0.0	--	0	0	0	0.0	--	0	0	0	0.0	--	0				
11/21	at L.A. Chargers	12	39	3.3	12	1	0	0	0.0	--	0	1	5	5.0	5	0	0	0	0.0	--	0				
11/28	at Cincinnati	8	23	2.9	5	0	0	0	0.0	--	0	RESERVE/COVID-19													
12/05	Baltimore	21	71	3.4	13	0	0	0	0.0	--	0	0	0	0.0	--	0	0	0	0.0	--	0				
12/09	at Minnesota	20	94	4.7	23	1	1	7	7.0	7	0	0	0	0.0	--	0	0	0	0.0	--	0				
12/19	Tennessee	12	18	1.5	7	0	1	10	10.0	10	0	0	0	0.0	--	0	0	0	0.0	--	0				
12/26	at Kansas City	19	93	4.9	21	0	0	0	0.0	--	0	0	0	0.0	--	0	0	0	0.0	--	0				
01/03	Cleveland	28	188	6.7	37t	1	0	0	0.0	--	0	0	0	0.0	--	0	0	0	0.0	--	0				
01/09	at Baltimore	11	28	2.5	15	0	0	0	0.0	--	0	0	0	0.0	--	0	0	0	0.0	--	0				
TOTALS		307	1,200	3.9	37T	7	5	53	10.6	25	0	2	15	7.5	10	0									

RUSHING:		ANTHONY MCFARLAND JR.								BEN ROETHLISBERGER								MASON RUDOLPH							
DATE	OPP	NO.	YDS	AVG	LG	TD	NO.	YDS	AVG	LG	TD	NO.	YDS	AVG	LG	TD	NO.	YDS	AVG	LG	TD				
09/12	at Buffalo	INJURED RESERVE								4	5	1.3	8	0	DID NOT PLAY (NON-INJURY)										
09/19	Las Vegas	INJURED RESERVE								0	0	0.0	--	0	DID NOT PLAY (NON-INJURY)										
09/26	Cincinnati	INJURED RESERVE								1	5	5.0	5	0	DID NOT PLAY (NON-INJURY)										
10/03	at Green Bay	INJURED RESERVE								0	0	0.0	--	0	DID NOT PLAY (NON-INJURY)										
10/10	Denver	INJURED RESERVE								1	-1	-1.0	-1	0	DID NOT PLAY (NON-INJURY)										
10/17	Seattle	INJURED RESERVE - DESIGNATED FOR RETURN								2	-3	-1.5	--	0	DID NOT PLAY (NON-INJURY)										
10/31	at Cleveland	1	1	1.0	1	0	1	0	0.0	--	0	DID NOT PLAY (NON-INJURY)													
11/08	Chicago	ON INACTIVE LIST								2	0	0.0	1	0	DID NOT PLAY (NON-INJURY)										
11/14	Detroit	ON INACTIVE LIST								RESERVE/COVID-19								4	36	9.0	26	0			
11/21	at L.A. Chargers	ON INACTIVE LIST								0	0	0.0	--	0	DID NOT PLAY (NON-INJURY)										
11/28	at Cincinnati	2	2	1.0	3	0	0	0	0.0	--	0	DID NOT PLAY (NON-INJURY)													
12/05	Baltimore	ON INACTIVE LIST								1	-1	-1.0	-1	0	DID NOT PLAY (NON-INJURY)										
12/09	at Minnesota	INACTIVE								1	5	5.0	5	1	DID NOT PLAY (NON-INJURY)										
12/19	Tennessee	ON INACTIVE LIST								3	0	0.0	1t	1	DID NOT PLAY (NON-INJURY)										
12/26	at Kansas City	RESERVE/COVID-19								0	0	0.0	--	0	1	17	17.0	17	0						
01/03	Cleveland	RESERVE/COVID-19								1	-1	-1.0	-1	0	DID NOT PLAY (NON-INJURY)										
01/09	at Baltimore	ON INACTIVE LIST								3	-4	-1.3	-1	0	DID NOT PLAY (NON-INJURY)										
TOTALS		3	3	1.0	3	0	20	5	0.3	8	1	5	53	10.6	26	0									

RUSHING:		JUJU SMITH-SCHUSTER								BENNY SNELL JR.								JAMES WASHINGTON							
DATE	OPP	NO.	YDS	AVG	LG	TD	NO.	YDS	AVG	LG	TD	NO.	YDS	AVG	LG	TD	NO.	YDS	AVG	LG	TD				
09/12	at Buffalo	0	0	0.0	--	0	0	0	0.0	--	0	0	0	0.0	--	0	0	0	0.0	--	0				
09/19	Las Vegas	1	3	3.0	3t	1	2	1	0.5	1	0	0	0	0.0	--	0	0	0	0.0	--	0				
09/26	Cincinnati	0	0	0.0	--	0	0	0	0.0	--	0	0	0	0.0	--	0	0	0	0.0	--	0				
10/03	at Green Bay	0	0	0.0	--	0	1	0	0.0	--	0	0	0	0.0	--	0	0	0	0.0	--	0				
10/10	Denver	2	6	3.0	3	0	5	20	4.0	9	0	ON INACTIVE LIST													
10/17	Seattle	INJURED RESERVE								0	0	0.0	--	0	0	0	0.0	--	0						
10/31	at Cleveland	INJURED RESERVE								0	0	0.0	--	0	0	0	0.0	--	0						
11/08	Chicago	INJURED RESERVE								2	6	3.0	5	0	2	13	6.5	12	0						
11/14	Detroit	INJURED RESERVE								1	4	4.0	4	0	0	0	0.0	--	0						
11/21	at L.A. Chargers	INJURED RESERVE								2	7	3.5	4	0	0	0	0.0	--	0						
11/28	at Cincinnati	INJURED RESERVE								2	5	2.5	4	0	0	0	0.0	--	0						
12/05	Baltimore	INJURED RESERVE								2	13	6.5	8	0	0	0	0.0	--	0						
12/09	at Minnesota	INJURED RESERVE								1	-2	-2.0	-2	0	0	0	0.0	--	0						
12/19	Tennessee	INJURED RESERVE								0	0	0.0	--	0	0	0	0.0	--	0						
12/26	at Kansas City	INJURED RESERVE								5	20	4.0	8	0	0	0	0.0	--	0						
01/03	Cleveland	INJURED RESERVE								1	2	2.0	2	0	0	0	0.0	--	0						
01/09	at Baltimore	INJURED RESERVE								12	22	1.8	9	0	RESERVE/COVID-19										
TOTALS		3	9	3.0	3T	1	36	98	2.7	9	0	2	13	6.5	12	0									

RUSHING:		DEREK WATT				
DATE	OPP.	NO.	YDS	AVG	LG	TD
09/12	at Buffalo	0	0	0.0	--	0
09/19	Las Vegas	0	0	0.0	--	0
09/26	Cincinnati	0	0	0.0	--	0
10/03	at Green Bay	0	0	0.0	--	0
10/10	Denver	0	0	0.0	--	0
10/17	Seattle	0	0	0.0	--	0
10/31	at Cleveland	0	0	0.0	--	0
11/08	Chicago	0	0	0.0	--	0
11/14	Detroit	0	0	0.0	--	0
11/21	at L. A. Chargers	0	0	0.0	--	0
11/28	at Cincinnati	0	0	0.0	--	0
12/05	Baltimore	0	0	0.0	--	0
12/09	at Minnesota	0	0	0.0	--	0
12/19	Tennessee	0	0	0.0	--	0
12/26	at Kansas City	0	0	0.0	--	0
01/03	Cleveland	1	1	1.0	1	0
01/09	at Baltimore	0	0	0.0	--	0
<b>TOTALS</b>		<b>1</b>	<b>1</b>	<b>1.0</b>	<b>1</b>	<b>0</b>



2021 REGULAR SEASON INDIVIDUAL GAME-BY-GAME STATS

RECEIVING:		KALEN BALLAGE					CHASE CLAYPOOL					ERIC EBRON				
DATE	OPP	NO.	YDS	AVG	LG	TD	NO.	YDS	AVG	LG	TD	NO.	YDS	AVG	LG	TD
09/12	at Buffalo	0	0	0.0	--	0	3	45	15.0	22	0	1	19	19.0	19	0
09/19	Las Vegas	0	0	0.0	--	0	3	70	23.3	52	0	0	0	0.0	--	0
09/26	Cincinnati	0	0	0.0	--	0	9	96	10.7	29	0	0	0	0.0	--	0
10/03	at Green Bay	0	0	0.0	--	0	ON INACTIVE LIST					2	8	4.0	4	0
10/10	Denver	0	0	0.0	--	0	5	130	26.0	59	1	2	10	5.0	5	0
10/17	Seattle	0	0	0.0	--	0	2	17	8.5	12	0	2	10	5.0	6	0
10/31	at Cleveland	0	0	0.0	--	0	4	45	11.3	16	0	ON INACTIVE LIST				
11/08	Chicago	1	2	2.0	2	0	3	30	10.0	26	0	ON INACTIVE LIST				
11/14	Detroit	0	0	0.0	--	0	ON INACTIVE LIST					2	13	6.5	9	0
11/21	at L.A. Chargers	0	0	0.0	--	0	5	93	18.6	37	0	3	24	8.0	18	1
11/28	at Cincinnati	1	6	6.0	6	0	3	82	27.3	41	0	INJURED RESERVE				
12/05	Baltimore	0	0	0.0	--	0	2	52	26.0	40	0	INJURED RESERVE				
12/09	at Minnesota	0	0	0.0	--	0	8	93	11.6	38	0	INJURED RESERVE				
12/19	Tennessee	0	0	0.0	--	0	0	12	0.0	12	0	INJURED RESERVE				
12/26	at Kansas City	0	0	0.0	--	0	4	41	10.3	24	0	INJURED RESERVE				
01/03	Cleveland	0	0	0.0	--	0	3	17	5.7	8	0	INJURED RESERVE				
01/09	at Baltimore	0	0	0.0	--	0	5	37	7.4	10	1	INJURED RESERVE				
<b>TOTALS</b>		<b>2</b>	<b>8</b>	<b>4.0</b>	<b>6</b>	<b>0</b>	<b>59</b>	<b>860</b>	<b>14.6</b>	<b>59</b>	<b>2</b>	<b>12</b>	<b>84</b>	<b>7.0</b>	<b>19</b>	<b>1</b>

RECEIVING:		PAT FREIERMUTH					ZACH GENTRY					NAJEE HARRIS				
DATE	OPP	NO.	YDS	AVG	LG	TD	NO.	YDS	AVG	LG	TD	NO.	YDS	AVG	LG	TD
09/12	at Buffalo	1	24	24.0	24	0	1	-2	-2.0	-2	0	1	4	4.0	4	0
09/19	Las Vegas	4	36	9.0	14	0	0	0	0.0	--	0	5	43	8.6	25t	1
09/26	Cincinnati	3	22	7.3	15	1	0	0	0.0	--	0	14	102	7.3	21	0
10/03	at Green Bay	1	11	11.0	11	0	1	10	10.0	10	0	6	29	4.8	9	0
10/10	Denver	2	7	3.5	4	0	1	13	13.0	13	0	2	20	10.0	14	0
10/17	Seattle	7	58	8.3	12	0	0	0	0.0	--	0	6	46	7.7	12	1
10/31	at Cleveland	4	44	11.0	22	1	3	39	13.0	24	0	3	29	9.7	20	0
11/08	Chicago	5	43	8.6	13	2	0	0	0.0	--	0	3	16	5.3	9	0
11/14	Detroit	5	31	6.2	10	0	0	0	0.0	--	0	4	28	7.0	10	0
11/21	at L.A. Chargers	4	11	2.8	5t	1	0	0	0.0	--	0	5	20	4.0	7	0
11/28	at Cincinnati	4	40	10.0	15t	1	1	10	10.0	10	0	3	14	4.7	12	0
12/05	Baltimore	3	26	8.7	17	0	2	10	5.0	5	0	5	36	7.2	18	0
12/09	at Minnesota	2	32	16.0	17	1	0	0	0.0	--	0	3	10	3.3	6	1
12/19	Tennessee	4	37	9.3	14	0	1	17	17.0	17	0	2	8	4.0	5	0
12/26	at Kansas City	ON INACTIVE LIST					4	31	7.8	12	0	5	17	3.4	6	0
01/03	Cleveland	5	22	4.4	12	0	1	0	0.0	--	0	3	18	6.0	13	0
01/09	at Baltimore	6	53	8.8	14	0	4	39	9.8	25	0	4	27	6.8	11	0
<b>TOTALS</b>		<b>60</b>	<b>497</b>	<b>8.3</b>	<b>24</b>	<b>7</b>	<b>19</b>	<b>167</b>	<b>8.8</b>	<b>25</b>	<b>0</b>	<b>74</b>	<b>467</b>	<b>6.3</b>	<b>25T</b>	<b>3</b>

RECEIVING:		DIONTAE JOHNSON					RAY-RAY MCCLOUD					ANTHONY MCFARLAND JR.				
DATE	OPP	NO.	YDS	AVG	LG	TD	NO.	YDS	AVG	LG	TD	NO.	YDS	AVG	LG	TD
09/12	at Buffalo	5	36	7.2	14	1	0	0	0.0	--	0	INJURED RESERVE				
09/19	Las Vegas	9	105	11.7	41	0	0	0	0.0	--	0	INJURED RESERVE				
09/26	Cincinnati	ON INACTIVE LIST					3	33	11.0	24	0	INJURED RESERVE				
10/03	at Green Bay	9	92	10.2	45t	1	1	2	2.0	2	0	INJURED RESERVE				
10/10	Denver	2	72	36.0	50t	1	1	1	1.0	1	0	INJURED RESERVE				
10/17	Seattle	9	71	7.9	23	0	2	18	9.0	15	0	INJURED RESERVE - DESIGNATED FOR RETURN				
10/31	at Cleveland	6	98	16.3	50	0	0	0	0.0	--	0	0	0	0.0	--	0
11/08	Chicago	5	56	11.2	22	0	1	12	12.0	12	0	ON INACTIVE LIST				
11/14	Detroit	7	83	11.9	36	0	9	63	7.0	17	0	ON INACTIVE LIST				
11/21	at L.A. Chargers	7	101	14.4	32	1	2	12	6.0	8	0	ON INACTIVE LIST				
11/28	at Cincinnati	9	95	10.6	16	0	RESERVE/COVID-19					1	11	11.0	11	0
12/05	Baltimore	8	105	13.1	29t	2	1	7	7.0	7	0	ON INACTIVE LIST				
12/09	at Minnesota	5	76	15.2	37	0	6	32	5.3	10	0	INACTIVE				
12/19	Tennessee	5	38	7.6	16	0	1	0	0.0	--	0	ON INACTIVE LIST				
12/26	at Kansas City	6	51	8.5	18	1	4	25	6.3	17	0	RESERVE/COVID-19				
01/03	Cleveland	8	31	3.9	10	1	4	35	8.8	12	0	RESERVE/COVID-19				
01/09	at Baltimore	7	51	7.3	16	0	4	37	9.3	20	0	ON INACTIVE LIST				
<b>TOTALS</b>		<b>107</b>	<b>1,161</b>	<b>10.9</b>	<b>50T</b>	<b>8</b>	<b>39</b>	<b>277</b>	<b>7.1</b>	<b>24</b>	<b>0</b>	<b>1</b>	<b>11</b>	<b>11.0</b>	<b>11</b>	<b>0</b>

RECEIVING:		KEVIN RADER					JUJU SMITH-SCHUSTER					BENNY SNELL JR.				
DATE	OPP	NO.	YDS	AVG	LG	TD	NO.	YDS	AVG	LG	TD	NO.	YDS	AVG	LG	TD
09/12	at Buffalo	PRACTICE SQUAD					4	52	13.0	24	0	0	0	0.0	--	0
09/19	Las Vegas	PRACTICE SQUAD					6	41	6.8	17	0	0	0	0.0	--	0
09/26	Cincinnati	PRACTICE SQUAD					3	25	8.3	16	0	0	0	0.0	--	0
10/03	at Green Bay	PRACTICE SQUAD					2	11	5.5	9	0	0	0	0.0	--	0
10/10	Denver	PRACTICE SQUAD					0	0	0.0	--	0	0	0	0.0	--	0
10/17	Seattle	PRACTICE SQUAD					INJURED RESERVE					0	0	0.0	--	0
10/31	at Cleveland	PRACTICE SQUAD					INJURED RESERVE					1	7	7.0	7	0
11/08	Chicago	PRACTICE SQUAD					INJURED RESERVE					0	0	0.0	--	0
11/14	Detroit	PRACTICE SQUAD					INJURED RESERVE					0	0	0.0	--	0
11/21	at L.A. Chargers	PRACTICE SQUAD					INJURED RESERVE					0	0	0.0	--	0
11/28	at Cincinnati	PRACTICE SQUAD					INJURED RESERVE					0	0	0.0	--	0
12/05	Baltimore	0	0	0.0	--	0	INJURED RESERVE					0	0	0.0	--	0
12/09	at Minnesota	0	0	0.0	--	0	INJURED RESERVE					0	0	0.0	--	0
12/19	Tennessee	ON INACTIVE LIST					INJURED RESERVE					0	0	0.0	--	0
12/26	at Kansas City	1	7	7.0	7	0	INJURED RESERVE					1	6	6.0	6	0
01/03	Cleveland	0	0	0.0	--	0	INJURED RESERVE					0	0	0.0	--	0
01/09	at Baltimore	0	0	0.0	--	0	INJURED RESERVE					0	0	0.0	--	0
<b>TOTALS</b>		<b>1</b>	<b>7</b>	<b>7.0</b>	<b>7</b>	<b>0</b>	<b>15</b>	<b>129</b>	<b>8.6</b>	<b>24</b>	<b>0</b>	<b>2</b>	<b>13</b>	<b>6.5</b>	<b>7</b>	<b>0</b>

RECEIVING:		JAMES WASHINGTON					DEREK WATT					CODY WHITE				
DATE	OPP.	NO.	YDS	AVG	LG	TD	NO.	YDS	AVG	LG	TD	NO.	YDS	AVG	LG	TD
09/12	at Buffalo	2	10	5.0	9	0	0	0	0.0	--	0	PRACTICE SQUAD				
09/19	Las Vegas	0	0	0.0	--	0	0	0	0.0	--	0	PRACTICE SQUAD				
09/26	Cincinnati	3	20	6.7	8	0	1	3	3.0	3	0	2	17	8.5	11	0
10/03	at Green Bay	4	69	17.3	30	0	0	0	0.0	--	0	0	0	0.0	--	0
10/10	Denver	ON INACTIVE LIST					0	0	0.0	--	0	0	0	0.0	--	0
10/17	Seattle	1	9	9.0	9	0	0	0	0.0	--	0	0	0	0.0	--	0
10/31	at Cleveland	1	4	4.0	4	0	0	0	0.0	--	0	0	0	0.0	--	0
11/08	Chicago	1	42	42.0	42	0	1	3	3.0	3	0	0	0	0.0	--	0
11/14	Detroit	2	15	7.5	9t	1	1	9	9.0	9	0	0	0	0.0	--	0
11/21	at L.A. Chargers	2	12	6.0	7	0	0	0	0.0	--	0	0	0	0.0	--	0
11/28	at Cincinnati	1	3	3.0	3	0	0	0	0.0	--	0	0	0	0.0	--	0
12/05	Baltimore	0	0	0.0	--	0	0	0	0.0	--	0	0	0	0.0	--	0
12/09	at Minnesota	4	65	16.3	30t	1	0	0	0.0	--	0	0	0	0.0	--	0
12/19	Tennessee	3	36	12.0	19	0	0	0	0.0	--	0	0	0	0.0	--	0
12/26	at Kansas City	0	0	0.0	--	0	0	0	0.0	--	0	3	16	5.3	6	0
01/03	Cleveland	0	0	0.0	--	0	0	0	0.0	--	0	0	0	0.0	--	0
01/09	at Baltimore	RESERVE/COVID-19					0	0	0.0	--	0	0	0	0.0	--	0
<b>TOTALS</b>		<b>24</b>	<b>285</b>	<b>11.9</b>	<b>42</b>	<b>2</b>	<b>3</b>	<b>15</b>	<b>5.0</b>	<b>9</b>	<b>0</b>	<b>5</b>	<b>33</b>	<b>6.6</b>	<b>11</b>	<b>0</b>

2021 REGULAR SEASON INDIVIDUAL GAME-BY-GAME STATS									
PASSING:		PRESSLEY HARVIN III							
DATE	OPP	NO.	YDS	AVG	TB	IN 20	LG	NET	BLK
09/12	at Buffalo	5	207	41.4	0	2	51	41.2	0
09/19	Las Vegas	4	197	49.3	0	3	59	42.8	0
09/26	Cincinnati	4	162	40.5	0	1	50	38.3	0
10/03	at Green Bay	3	102	34.0	0	1	45	34.0	0
10/10	Denver	2	119	59.5	0	0	63	46.5	0
10/17	Seattle	7	335	47.9	1	4	58	42.1	0
10/31	at Cleveland	4	176	44.0	0	1	56	43.8	0
11/08	Chicago	5	196	39.2	1	2	46	35.2	0
11/14	Detroit	6	280	46.7	1	3	61	31.5	0
11/21	at L.A. Chargers	1	46	46.0	0	0	46	47.0	0
11/28	at Cincinnati	5	190	38.0	0	2	42	34.6	0
12/05	Baltimore	5	217	43.4	0	1	64	41.0	0
12/09	at Minnesota	6	258	43.0	0	1	49	37.8	0
12/19	Tennessee	5	199	39.8	0	1	51	30.2	0
12/26	at Kansas City								
01/03	Cleveland								
01/09	at Baltimore	8	298	37.3	0	3	49	37.3	0
<b>TOTALS</b>		<b>70</b>	<b>2,982</b>	<b>42.6</b>	<b>3</b>	<b>25</b>	<b>64</b>	<b>38.0</b>	<b>0</b>

2021 REGULAR SEASON INDIVIDUAL GAME-BY-GAME STATS													
PUNT RETURNS:		RAY-RAY MCCLLOUD					CAMERON SUTTON						
DATE	OPP.	NO.	YDS	AVG	LG	FC	TD	NO.	YDS	AVG	LG	FC	TD
09/12	at Buffalo	1	5	5.0	5	0	0	0	0	0.0	0	0	0
09/19	Las Vegas	2	21	10.5	15	1	0	0	0	0.0	0	0	0
09/26	Cincinnati	1	14	14.0	14	2	0	0	0	0.0	0	0	0
10/03	at Green Bay	1	14	14.0	14	1	0	0	0	0.0	0	0	0
10/10	Denver	1	0	0.0	0	3	0	ON INACTIVE LIST					
10/17	Seattle	4	29	7.3	14	0	0	0	0	0.0	0	0	0
10/31	at Cleveland	2	29	14.5	19	0	0	0	0	0.0	0	0	0
11/08	Chicago	4	28	7.0	14	1	0	0	0	0.0	0	0	0
11/14	Detroit	6	54	9.0	13	1	0	0	0	0.0	0	0	0
11/21	at L.A. Chargers	0	0	0.0	0	0	0	0	0	0.0	0	0	0
11/28	at Cincinnati	RESERVE/COVID-19					2	3	1.5	3	0	0	0
12/05	Baltimore	4	33	8.3	14	0	0	0	0	0.0	0	0	0
12/09	at Minnesota	1	8	8.0	8	1	0	0	0	0.0	0	0	0
12/19	Tennessee	3	39	13.0	17	0	0	0	0	0.0	0	0	0
12/26	at Kansas City	1	20	20.0	20	0	0	0	0	0.0	0	0	0
01/03	Cleveland	5	44	8.8	15	0	0	0	0	0.0	0	0	0
01/09	at Baltimore	2	29	14.5	23	2	0	0	0	0.0	0	0	0
<b>TOTALS</b>		<b>38</b>	<b>367</b>	<b>9.7</b>	<b>23</b>	<b>12</b>	<b>0</b>	<b>2</b>	<b>3</b>	<b>1.5</b>	<b>3</b>	<b>0</b>	<b>0</b>

2021 REGULAR SEASON INDIVIDUAL GAME-BY-GAME STATS													
KICKOFF RETURNS:		RAY-RAY MCCLLOUD					ANTHONY MCFARLAND, JR.						
DATE	OPP	NO.	YDS	AVG	LG	FC	TD	NO.	YDS	AVG	LG	FC	TD
09/12	at Buffalo	0	0	0.0	0	0	0						
09/19	Las Vegas	4	92	23.0	28	0	0						
09/26	Cincinnati	1	22	22.0	22	0	0						
10/03	at Green Bay	3	99	33.0	40	0	0						
10/10	Denver	2	35	17.5	20	0	0						
10/17	Seattle	3	73	24.3	37	0	0						
10/31	at Cleveland	2	44	22.0	25	0	0	0	0	0.0	0	0	0
11/08	Chicago	2	40	20.0	21	0	0						
11/14	Detroit	2	35	17.5	21	0	0						
11/21	at L.A. Chargers	2	63	31.5	33	0	0						
11/28	at Cincinnati				RESERVE/COVID-19			3	73	24.3	25	0	0
12/05	Baltimore	3	46	15.3	19	0	0						
12/09	at Minnesota	3	62	20.7	23	0	0						
12/19	Tennessee	2	38	19.0	20	0	0						
12/26	at Kansas City	3	61	20.3	29	0	0						
01/03	Cleveland	0	0	0.0	0	0	0						
01/09	at Baltimore	3	66	22.0	32	0	0						
<b>TOTALS</b>		<b>35</b>	<b>776</b>	<b>22.2</b>	<b>40</b>	<b>0</b>	<b>0</b>	<b>3</b>	<b>73</b>	<b>24.3</b>	<b>25</b>	<b>0</b>	<b>0</b>

2021 REGULAR SEASON INDIVIDUAL GAME-BY-GAME STATS																					
INTERCEPTION RETURNS:		TERRELL EDMUNDS				MINKAH FITZPATRICK				CAMERON HEYWARD				TRE NORWOOD							
DATE	OPP	NO.	YDS	AVG	LG	TD	NO.	YDS	AVG	LG	TD	NO.	YDS	AVG	LG	TD	NO.	YDS	AVG	LG	TD
09/12	at Buffalo	0	0	0.0	--	0	0	0	0.0	--	0	0	0	0.0	--	0	0	0	0.0	--	0
09/19	Las Vegas	0	0	0.0	--	0	0	0	0.0	--	0	0	0	0.0	--	0	0	0	0.0	--	0
09/26	Cincinnati	1	15	15.0	15	0	0	0	0.0	--	0	0	0	0.0	--	0	0	0	0.0	--	0
10/03	at Green Bay	0	0	0.0	--	0	0	0	0.0	--	0	0	0	0.0	--	0	0	0	0.0	--	0
10/10	Denver	0	0	0.0	--	0	0	0	0.0	--	0	0	0	0.0	--	0	0	0	0.0	--	0
10/17	Seattle	0	0	0.0	--	0	0	0	0.0	--	0	0	0	0.0	--	0	0	0	0.0	--	0
10/31	at Cleveland	0	0	0.0	--	0	0	0	0.0	--	0	0	0	0.0	--	0	0	0	0.0	--	0
11/08	Chicago	0	0	0.0	--	0	0	0	0.0	--	0	1	0	0.0	--	0	0	0	0.0	--	0
11/14	Detroit	0	0	0.0	--	0	0	0	0.0	--	0	0	0	0.0	--	0	0	0	0.0	--	0
11/21	at L.A. Chargers	0	0	0.0	--	0	RESERVE/COVID-19				0	0	0.0	--	0	0	0	0.0	--	0	
11/28	at Cincinnati	0	0	0.0	--	0	1	18	18.0	18	0	0	0	0.0	--	0	0	0	0.0	--	0
12/05	Baltimore	0	0	0.0	--	0	1	0	0.0	--	0	0	0	0.0	--	0	0	0	0.0	--	0
12/09	at Minnesota	0	0	0.0	--	0	0	0	0.0	--	0	0	0	0.0	--	0	0	0	0.0	--	0
12/19	Tennessee	0	0	0.0	--	0	0	0	0.0	--	0	0	0	0.0	--	0	0	0	0.0	--	0
12/26	at Kansas City	0	0	0.0	--	0	0	0	0.0	--	0	0	0	0.0	--	0	0	0	0.0	--	0
01/03	Cleveland	0	0	0.0	--	0	0	0	0.0	--	0	0	0	0.0	--	0	1	0	0.0	--	0
01/09	at Baltimore	1	0	0.0	--	0	0	0	0.0	--	0	0	0	0.0	--	0	0	0	0.0	--	0
<b>TOTALS</b>		<b>2</b>	<b>15</b>	<b>7.5</b>	<b>15</b>	<b>0</b>	<b>2</b>	<b>18</b>	<b>9.0</b>	<b>18</b>	<b>0</b>	<b>1</b>	<b>0</b>	<b>0.0</b>	<b>--</b>	<b>0</b>	<b>1</b>	<b>0</b>	<b>0.0</b>	<b>--</b>	<b>0</b>

INTERCEPTION RETURNS:		JAMES PIERRE				JOE SCHOBERT				CAMERON SUTTON				AHKELLO WITHERSPOON							
DATE	OPP	NO.	YDS	AVG	LG	TD	NO.	YDS	AVG	LG	TD	NO.	YDS	AVG	LG	TD	NO.	YDS	AVG	LG	TD
09/12	at Buffalo	0	0	0.0	--	0	0	0	0.0	--	0	0	0	0.0	--	0	ON INACTIVE LIST				
09/19	Las Vegas	0	0	0.0	--	0	0	0	0.0	--	0	0	0	0.0	--	0	0	0	0.0	--	0
09/26	Cincinnati	0	0	0.0	--	0	0	0	0.0	--	0	0	0	0.0	--	0	ON INACTIVE LIST				
10/03	at Green Bay	0	0	0.0	--	0	0	0	0.0	--	0	0	0	0.0	--	0	ON INACTIVE LIST				
10/10	Denver	1	0	0.0	--	0	0	0	0.0	--	0	ON INACTIVE LIST				ON INACTIVE LIST					
10/17	Seattle	0	0	0.0	--	0	0	0	0.0	--	0	0	0	0.0	--	0	ON INACTIVE LIST				
10/31	at Cleveland	0	0	0.0	--	0	0	0	0.0	--	0	0	0	0.0	--	0	ON INACTIVE LIST				
11/08	Chicago	0	0	0.0	--	0	0	0	0.0	--	0	0	0	0.0	--	0	ON INACTIVE LIST				
11/14	Detroit	0	0	0.0	--	0	0	0	0.0	--	0	0	0	0.0	--	0	ON INACTIVE LIST				
11/21	at L.A. Chargers	0	0	0.0	--	0	0	0	0.0	--	0	1	4	4.0	4	0	0	0	0.0	--	0
11/28	at Cincinnati	0	0	0.0	--	0	0	0	0.0	--	0	0	0	0.0	--	0	0	0	0.0	--	0
12/05	Baltimore	0	0	0.0	--	0	0	0	0.0	--	0	0	0	0.0	--	0	0	0	0.0	--	0
12/09	at Minnesota	0	0	0.0	--	0	0	0	0.0	--	0	0	0	0.0	--	0	2	45	22.5	41	0
12/19	Tennessee	0	0	0.0	--	0	1	23	23.0	23	0	0	0	0.0	--	0	0	0	0.0	--	0
12/26	at Kansas City	0	0	0.0	--	0	0	0	0.0	--	0	0	0	0.0	--	0	0	0	0.0	--	0
01/03	Cleveland	0	0	0.0	--	0	RESERVE/COVID-19				0	0	0.0	--	0	1	0	0.0	--	0	
01/09	at Baltimore	0	0	0.0	--	0	0	0	0.0	--	0	1	0	0.0	--	0	0	0	0.0	--	0
<b>TOTALS</b>		<b>1</b>	<b>0</b>	<b>0.0</b>	<b>--</b>	<b>0</b>	<b>1</b>	<b>23</b>	<b>23.0</b>	<b>23</b>	<b>0</b>	<b>2</b>	<b>4</b>	<b>2.0</b>	<b>4</b>	<b>0</b>	<b>3</b>	<b>45</b>	<b>15.0</b>	<b>41</b>	<b>0</b>

2021 REGULAR SEASON INDIVIDUAL GAME-BY-GAME STATS																					
FUMBLE RETURNS:		CHRIS BOSWELL				DEVIN BUSH				MINKAH FITZPATRICK				JOE HADEN							
DATE	OPP	NO.	YDS	AVG	LG	TD	NO.	YDS	AVG	LG	TD	NO.	YDS	AVG	LG	TD	NO.	YDS	AVG	LG	TD
09/12	at Buffalo	0	0	0.0	--	0	0	0	0.0	--	0	0	0	0.0	--	0	0	0	0.0	--	0
09/19	Las Vegas	0	0	0.0	--	0	ON INACTIVE LIST				0	0	0.0	--	0	ON INACTIVE LIST					
09/26	Cincinnati	0	0	0.0	--	0	0	0	0.0	--	0	0	0	0.0	--	0	0	0	0.0	--	0
10/03	at Green Bay	0	0	0.0	--	0	0	0	0.0	--	0	0	0	0.0	--	0	0	0	0.0	--	0
10/10	Denver	0	0	0.0	--	0	0	0	0.0	--	0	0	0	0.0	--	0	0	0	0.0	--	0
10/17	Seattle	0	0	0.0	--	0	1	0	0.0	--	0	0	0	0.0	--	0	0	0	0.0	--	0
10/31	at Cleveland	0	0	0.0	--	0	0	0	0.0	--	0	0	0	0.0	--	0	0	0	0.0	--	0
11/08	Chicago	1	0	0.0	--	0	0	0	0.0	--	0	0	0	0.0	--	0	0	0	0.0	--	0
11/14	Detroit	0	0	0.0	--	0	0	0	0.0	--	0	0	0	0.0	--	0	0	0	0.0	--	0
11/21	at L.A. Chargers	0	0	0.0	--	0	0	0	0.0	--	0	RESERVE/COVID-19				ON INACTIVE LIST					
11/28	at Cincinnati	0	0	0.0	--	0	0	0	0.0	--	0	0	0	0.0	--	0	ON INACTIVE LIST				
12/05	Baltimore	0	0	0.0	--	0	0	0	0.0	--	0	0	0	0.0	--	0	ON INACTIVE LIST				
12/09	at Minnesota	0	0	0.0	--	0	0	0	0.0	--	0	0	0	0.0	--	0	INACTIVE				
12/19	Tennessee	0	0	0.0	--	0	0	0	0.0	--	0	1	-1	-1.0	-1	0	1	0	0.0	--	0
12/26	at Kansas City	0	0	0.0	--	0	RESERVE/COVID-19				0	0	0.0	--	0	0	0	0.0	--	0	
01/03	Cleveland	0	0	0.0	--	0	RESERVE/COVID-19				0	0	0.0	--	0	0	0	0.0	--	0	
01/09	at Baltimore	0	0	0.0	--	0	0	0	0.0	--	0	0	0	0.0	--	0	0	0	0.0	--	0
<b>TOTALS</b>		<b>1</b>	<b>0</b>	<b>0.0</b>	<b>--</b>	<b>0</b>	<b>1</b>	<b>0</b>	<b>0.0</b>	<b>--</b>	<b>0</b>	<b>1</b>	<b>-1</b>	<b>-1.0</b>	<b>-1</b>	<b>0</b>	<b>1</b>	<b>0</b>	<b>0.0</b>	<b>--</b>	<b>0</b>

FUMBLE RETURNS:		CAMERON HEYWARD				HENRY MONDEAUX				T.J. WATT						
DATE	OPP	NO.	YDS	AVG	LG	TD	NO.	YDS	AVG	LG	TD	NO.	YDS	AVG	LG	TD
09/12	at Buffalo	1	0	0.0	--	0	PRACTICE SQUAD				0	0	0.0	--	0	
09/19	Las Vegas	0	0	0.0	--	0	DID NOT PLAY				0	0	0.0	--	0	
09/26	Cincinnati	0	0	0.0	--	0	0	0	0.0	--	0	ON INACTIVE LIST				
10/03	at Green Bay	0	0	0.0	--	0	0	0	0.0	--	0	1	0	0.0	--	0
10/10	Denver	0	0	0.0	--	0	0	0	0.0	--	0	0	0	0.0	--	0
10/17	Seattle	0	0	0.0	--	0	0	0	0.0	--	0	0	0	0.0	--	0
10/31	at Cleveland	0	0	0.0	--	0	0	0	0.0	--	0	1	0	0.0	--	0
11/08	Chicago	0	0	0.0	--	0	0	0	0.0	--	0	0	0	0.0	--	0
11/14	Detroit	0	0	0.0	--	0	0	0	0.0	--	0	0	0	0.0	--	0
11/21	at L.A. Chargers	0	0	0.0	--	0	0	0	0.0	--	0	ON INACTIVE LIST				
11/28	at Cincinnati	0	0	0.0	--	0	0	0	0.0	--	0	0	0	0.0	--	0
12/05	Baltimore	0	0	0.0	--	0	0	0	0.0	--	0	0	0	0.0	--	0
12/09	at Minnesota	0	0	0.0	--	0	0	0	0.0	--	0	0	0	0.0	--	0
12/19	Tennessee	0	0	0.0	--	0	0	0	0.0	--	0	1	0	0.0	--	0
12/26	at Kansas City	0	0	0.0	--	0	0	0	0.0	--	0	0	0	0.0	--	0
01/03	Cleveland	0	0	0.0	--	0	0	0	0.0	--	0	0	0	0.0	--	0
01/09	at Baltimore	0	0	0.0	--	0	1	0	0.0	--	0	0	0	0.0	--	0
<b>TOTALS</b>		<b>1</b>	<b>0</b>	<b>0.0</b>	<b>--</b>	<b>0</b>	<b>1</b>	<b>0</b>	<b>0.0</b>	<b>--</b>	<b>0</b>	<b>3</b>	<b>0</b>	<b>0.0</b>	<b>--</b>	<b>0</b>

2021 REGULAR SEASON INDIVIDUAL GAME-BY-GAME STATS											
FIELD GOALS:		CHRIS BOSWELL									
DATE	OPP	0-19	20-29	30-39	40-49	50+	TOTAL	F6M	FGA	PCT	LG
09/12	at Buffalo	0/0	2/2	0/0	1/1	0/0	3/3	3	3	100.0%	45
09/19	Las Vegas	0/0	0/0	0/0	0/0	1/1	1/1	1	1	100.0%	56
09/26	Cincinnati	0/0	1/1	0/0	0/1	0/0	1/2	1	2	50.0%	26
10/03	at Green Bay	0/0	0/0	0/0	0/0	1/1	1/1	1	1	100.0%	52
10/10	Denver	0/0	0/0	0/0	2/2	0/0	2/2	2	2	100.0%	48
10/17	Seattle	0/0	1/1	1/1	0/0	1/1	3/3	3	3	100.0%	52
10/31	at Cleveland	0/0	0/0	1/1	0/0	0/0	1/1	1	1	100.0%	31
11/08	Chicago	0/0	0/0	0/0	1/1	2/2	3/3	3	3	100.0%	54
11/14	Detroit	0/0	2/2	0/0	0/0	1/1	3/3	3	3	100.0%	51
11/21	at L.A. Chargers	0/0	0/0	2/2	1/1	0/0	3/3	3	3	100.0%	45
11/28	at Cincinnati	0/0	0/0	0/0	1/1	0/0	1/1	1	1	100.0%	40
12/05	Baltimore	0/0	0/0	0/0	1/1	1/1	2/2	2	2	100.0%	53
12/09	at Minnesota	0/0	0/0	0/0	0/1	0/0	0/1	0	1	0.0%	0
12/19	Tennessee	0/0	1/1	1/1	2/2	0/1	4/5	4	5	80.0%	48
12/26	at Kansas City	0/0	0/0	1/2	0/0	0/0	1/2	1	2	50.0%	34
01/03	Cleveland	0/0	1/1	1/1	1/1	1/1	4/4	4	4	100.0%	50
01/09	at Baltimore	0/0	1/1	1/1	1/1	0/0	3/3	3	3	100.0%	40
<b>TOTALS</b>		0/0	9/9	8/9	11/13	8/9	36/40	36	40	90.0%	56



2021 REGULAR SEASON INDIVIDUAL DEFENSIVE GAME-BY-GAME STATS																																									
MONTRAVIUS ADAMS SR.										MARCUS ALLEN										TYSON ALUALU										DANIEL ARCHIBONG											
DATE	OPP	TFLY										TFLY										TFLY										TFLY									
		S	A	TK	D	SK/YD	INT	FR	FF	PR	PD	S	A	TK	D	SK/YD	INT	FR	FF	PR	PD	S	A	TK	D	SK/YD	INT	FR	FF	PR	PD	S	A	TK	D	SK/YD	INT	FR	FF	PR	PD
09/12	at Buffalo	Patriots										0 0 0 0/0 0.0/0.0 0 0 0 0 0										2 3 5 0/0 0/0.0 0 0 0 1 0										PRACTICE SQUAD									
09/19	Las Vegas	Saints										0 0 0 0/0 0.0/0.0 0 0 0 0 0										INJURED RESERVE										PRACTICE SQUAD									
09/26	Cincinnati	Saints										0 0 0 0/0 0.0/0.0 0 0 0 0 0										INJURED RESERVE										PRACTICE SQUAD									
10/03	at Green Bay	Saints										0 0 0 0/0 0.0/0.0 0 0 0 0 0										INJURED RESERVE										PRACTICE SQUAD									
10/10	Denver	Saints										0 0 0 0/0 0.0/0.0 0 0 0 0 0										INJURED RESERVE										PRACTICE SQUAD									
10/17	Seattle	Saints										0 0 0 0/0 0.0/0.0 0 0 0 0 0										INJURED RESERVE										PRACTICE SQUAD									
10/31	at Cleveland	Saints										0 0 0 0/0 0.0/0.0 0 0 0 0 0										INJURED RESERVE										PRACTICE SQUAD									
11/08	Chicago	Saints										0 0 0 0/0 0.0/0.0 0 0 0 0 0										INJURED RESERVE										PRACTICE SQUAD									
11/14	Detroit	Saints										0 0 0 0/0 0.0/0.0 0 0 0 0 0										INJURED RESERVE										PRACTICE SQUAD									
11/21	at L.A. Chargers	Saints										0 0 0 0/0 0.0/0.0 0 0 0 0 0										INJURED RESERVE										0 2 2 0/0 0.0/0.0 0 0 0 0 0									
11/28	at Cincinnati	Saints										0 0 0 0/0 0.0/0.0 0 0 0 0 0										INJURED RESERVE										0 0 0 0/0 0.0/0.0 0 0 0 0 0									
12/05	Baltimore	1 1 2 0/0 0.0/0.0 0 0 0 0 1										0 0 0 0/0 0.0/0.0 0 0 0 0 0										INJURED RESERVE										PRACTICE SQUAD									
12/06	at Minnesota	1 1 2 1/0 0.0/0.0 0 0 2 0 0										0 1 1 0/0 0.0/0.0 0 0 0 0 0										INJURED RESERVE										PRACTICE SQUAD									
12/19	Tennessee	RESERVE/COVID-19										1 2 0 0/0 0.0/0.0 0 0 0 0 0										INJURED RESERVE										PRACTICE SQUAD									
12/26	at Kansas City	2 0 2 0/0 0.0/0.0 0 0 0 1 0										RESERVE/COVID-19										INJURED RESERVE										PRACTICE SQUAD									
01/03	Cleveland	0 0 0 0/0 0.0/0.0 0 0 0 0 0										2 2 4 0/0 0.0/0.0 0 0 0 0 0										INJURED RESERVE										PRACTICE SQUAD/COVID-19									
01/09	at Baltimore	2 0 2 0/0 0.0/0.0 0 0 0 0 0										0 1 1 0/0 0.0/0.0 0 0 0 0 0										INJURED RESERVE										PRACTICE SQUAD									
TOTALS		6 2 8 1/3 0.0/0.0 0 0 0 0 3 1										3 4 7 0/0 0.0/0.0 0 0 0 0 0										2 3 5 0/0 0.0/0.0 0 0 0 1 0										0 2 2 0/0 0.0/0.0 0 0 0 0 0									

2021 REGULAR SEASON INDIVIDUAL DEFENSIVE GAME-BY-GAME STATS																																									
ISAIAH BUGGS										DEVIN BUSH										TACO CHARLTON										CARLOS DAVIS											
DATE	OPP	TFLY										TFLY										TFLY										TFLY									
		S	A	TK	D	SK/YD	INT	FR	FF	PR	PD	S	A	TK	D	SK/YD	INT	FR	FF	PR	PD	S	A	TK	D	SK/YD	INT	FR	FF	PR	PD	S	A	TK	D	SK/YD	INT	FR	FF	PR	PD
09/12	at Buffalo	0 1 1 0/0 0.0/0.0 0 0 0 0 0										6 4 10 0/0 0.0/0.0 0 0 1 0 0										NOT ON ROSTER										1 0 1 0/0 0.0/0.0 0 0 0 0 0									
09/19	Las Vegas	0 0 0 0/0 0.0/0.0 0 0 0 0 0										ON INACTIVE LIST										ON INACTIVE LIST										ON INACTIVE LIST									
09/26	Cincinnati	1 2 3 0/0 0.0/0.0 0 0 0 0 0										0 2 2 0/0 0.0/0.0 0 0 0 0 0										PRACTICE SQUAD										ON INACTIVE LIST									
10/03	at Green Bay	1 1 2 1/1 0.0/0.0 0 0 0 0 0										5 1 6 1/6 1.0/6.0 0 0 0 2 0										PRACTICE SQUAD										ON INACTIVE LIST									
10/10	Denver	0 1 1 0/0 0.0/0.0 0 0 0 0 0										1 0 1 1/12 1.0/12.0 0 0 0 2 0										PRACTICE SQUAD										ON INACTIVE LIST									
10/17	Seattle	1 0 1 1/1 0.0/0.0 0 0 0 0 0										3 3 6 0/0 0.0/0.0 0 1 0 0 0										PRACTICE SQUAD										ON INACTIVE LIST									
10/31	at Cleveland	0 1 1 0/0 0.0/0.0 0 0 0 0 0										3 2 5 0/0 0.0/0.0 0 0 0 0 0										PRACTICE SQUAD										INJURED RESERVE									
11/08	Chicago	0 2 2 0/0 0.0/0.0 0 0 0 0 0										2 1 3 0/0 0.0/0.0 0 0 0 1 0										2 1 3 0/0 0.0/0.0 0 0 0 0 0										INJURED RESERVE									
11/14	Detroit	2 3 5 0/0 0.0/0.0 0 0 0 0 0										5 4 9 0/0 0.0/0.0 0 0 0 0 0										1 2 3 0/0 0.0/0.0 0 0 0 0 0										INJURED RESERVE									
11/21	at L.A. Chargers	0 1 1 0/0 0.0/0.0 0 0 0 0 1										4 0 4 0/0 0.0/0.0 0 0 0 0 0										1 1 2 0/0 0.5/2.0 0 0 0 1 0										INJURED RESERVE									
11/28	at Cincinnati	ON INACTIVE LIST										2 3 5 0/0 0.0/0.0 0 0 0 0 0										1 1 2 0/0 0.0/0.0 0 0 0 0 0										INJURED RESERVE									
12/05	Baltimore	ON INACTIVE LIST										2 2 2 0/0 0.0/0.0 0 0 0 0 0										0 1 1 0/0 0.0/0.0 0 0 0 0 0										ON INACTIVE LIST									
12/09	at Minnesota	INACTIVE										3 5 8 0/0 0.0/0.0 0 0 0 0 0										2 2 4 0/0 0.0/0.0 0 0 0 1 0										INACTIVE									
12/19	Tennessee	ON INACTIVE LIST										3 2 5 0/0 0.0/0.0 0 0 0 0 0										0 2 2 0/0 0.0/0.0 0 0 0 0 0										1 0 1 0/0 0.0/0.0 0 0 0 0 0									
12/26	at Kansas City	RESERVE/COVID-19										RESERVE/COVID-19										0 1 1 0/0 0.0/0.0 0 0 0 0 0										1 2 3 1/0 0.0/0.0 0 0 0 0 0									
01/03	Cleveland	ON INACTIVE LIST										RESERVE/COVID-19										0 0 0 0/0 0.0/0.0 0 0 0 0 0										0 0 0 0/0 0.0/0.0 0 0 0 0 0									
01/09	at Baltimore	NOT ON ROSTER										2 2 4 0/0 0.0/0.0 0 0 0 0 0										0 0 0 0/0 0.0/0.0 0 0 0 0 0										ON INACTIVE LIST									
TOTALS		5 12 17 2/2 0.0/0.0 0 0 0 0 1										41 29 70 2/18 2.0/18.0 0 1 1 4 4										7 11 18 0/0 0.5/2.0 0 0 0 2 1										3 2 5 1/0 0.0/0.0 0 0 0 0 0									

2021 REGULAR SEASON INDIVIDUAL DEFENSIVE GAME-BY-GAME STATS																																									
TERRELL EDMUNDS										MINKAH FITZPATRICK										ULYSEES GILBERT III										JOE HADEN											
DATE	OPP	TFLY										TFLY										TFLY										TFLY									
		S	A	TK	D	SK/YD	INT	FR	FF	PR	PD	S	A	TK	D	SK/YD	INT	FR	FF	PR	PD	S	A	TK	D	SK/YD	INT	FR	FF	PR	PD	S	A	TK	D	SK/YD	INT	FR	FF	PR	PD
09/12	at Buffalo	4 1 5 0/0 0.0/0.0 0 0 0 0 0										6 4 10 0/0 0.0/0.0 0 0 0 0 0										0 0 0 0/0 0.0/0.0 0 0 0 0 0										3 2 5 0/0 0.0/0.0 0 0 1 0 0									
09/19	Las Vegas	5 1 6 2/2 0.0/0.0 0 0 0 0 0										4 2 6 0/0 0.0/0.0 0 0 0 0 0										0 0 0 0/0 0.0/0.0 0 0 0 0 0										ON INACTIVE LIST									
09/26	Cincinnati	2 3 5 1/0 0.0/0.0 1 0 0 0 1										3 1 4 0/0 0.0/0.0 0 0 0 0 0										0 0 0 0/0 0.0/0.0 0 0 0 0 0										1 1 2 0/0 0.0/0.0 0 0 0 0 0									
10/03	at Green Bay	6 1 7 0/0 0.0/0.0 0 0 0 0 0										6 2 8 0/0 0.0/0.0 0 0 0 0 0										0 0 0 0/0 0.0/0.0 0 0 0 0 0										2 3 5 0/0 0.0/0.0 0 0 0 1 0									
10/10	Denver	4 3 7 0/0 0.0/0.0 0 0 0 0 0										5 5 10 1/1 0.0/0.0 0 0 0 0 0										0 0 0 0/0 0.0/0.0 0 0 0 0 0										3 2 5 0/0 0.0/0.0 0 0 0 0 1									
10/17	Seattle	2 1 3 0/0 0.0/0.0 0 0 0 0 0										7 2 9 0/0 0.0/0.0 0 1 0 0 0										0 0 0 0/0 0.0/0.0 0 0 0 0 0										2 1 3 0/0 0.0/0.0 0 0 0 0 0									
10/31	at Cleveland	4 1 5 0/0 0.0/0.0 0 0 0 0 0										3 1 4 0/0 0.0/0.0 0 0 0 0 0										0 0 0 0/0 0.0/0.0 0 0 0 0 0										2 2 2 0/0 0.0/0.0 0 0 0 0 0									
11/08	Chicago	4 0 4 0/0 0.0/0.0 0 0 0 0 0										8 0 8 0/0 0.0/0.0 0 0 0 0 0										0 0 0 0/0 0.0/0.0 0 0 0 0 0										1 0 1 0/0 0.0/0.0 0 0 0 0 1									
11/14	Detroit	4 1 5 2/16 1.0/13.0 0 0 0 1 1										2 3 5 0/0 0.0/0.0 0 0 0 0 0										0 0 0 0/0 0.0/0.0 0 0 0 0 0										1 0 1 0/0 0.0/0.0 0 0 0 0 1									
11/21	at L.A. Chargers	3 1 4 0/0 0.0/0.0 0 0 0 0 0										RESERVE/COVID-19										0 0 0 0/0 0.0/0.0 0 0 0 0 0										ON INACTIVE LIST									
11/28	at Cincinnati	5 1 6 1/4 0.0/0.0 0 0 0 0 0										5 4 9 0/0 0.0/0.0 1 0 0 0 1										0 0 0 0/0 0.0/0.0 0 0 0 0 0										ON INACTIVE LIST									
12/05	Baltimore	3 1 4 0/0 0.0/0.0 0 0 0 0 0										7 2 9 0/0 0.0/0.0 1 0 0 0 1										0 0 0 0/0 0.0/0.0 0 0 0 0 0										ON INACTIVE LIST									
12/09	at Minnesota	4 1 5 0/0 0.0/0.0 0 0 0 0 0										3 3 6 0/0 0.0/0.0 0 0 0 0 0										0 0 0 0/0 0.0/0.0 0 0 0 0 0										INACTIVE									
12/19	Tennessee	7 3 10 2/7 0.0/0.0 0 0 0 0 0										12 2 14 0/0 0.0/0.0 1 0 0 0 0										0 0 0 0/0 0.0/0.0 0 0 0 0 0										2 2 0 0/0 0.0/0.0 0 1 0 0 0									
12/26	at Kansas City	2 3 5 0/0 0.0/0.0 0 0 0 0 0										5 7 12 0/0 0.0/0.0 0 0 0 0 1										1 0 1 0/0 0.0/0.0 0 0 0 0 0										3 1 4 0/0 0.0/0.0 0 0 0 0 0									
01/03	Cleveland	1 4 5 0/0 0.0/0.0 0 0 0 0 0										3 1 4 0/0 0.0/0.0 0 0 0 0 1										1 0 1 0/0 0.0/0.0 0 0 0 0 0										3 1 4 0/0 0.0/0.0 0 0 0 0 1									
01/09	at Baltimore	3 0 3 0/0 0.0/0.0 1 0 0 0 0										3 1 6 0/0 0.0/0.0 0 0 0 0 1										0 0 0 0/0 0.0/0.0 0 0 0 0 0										3 1 4 0/0 0.0/0.0 0 0 0 0 0									
TOTALS		63 26 89 8/29 1.0/13.0 2 0 0 1 6										84 40 124 1/1 0.0/0.0 2 1 1 0 7										2 0 2 0/0 0.0/0.0 0 0 0 0 0										26 12 38 0/0 0.0/0.0 0 1 0 6									

2021 REGULAR SEASON INDIVIDUAL DEFENSIVE GAME-BY-GAME STATS																																									
CAMERON HEYWARD										ALEX HIGGINS MTH										MELVIN INGRAM III										JAMIR JONES											
DATE	OPP	TFLY										TFLY										TFLY										TFLY									
		S	A	TK	D	SK/YD	INT	FR	FF	PR	PD	S	A	TK	D	SK/YD	INT	FR	FF	PR	PD	S	A	TK	D	SK/YD	INT	FR	FF	PR	PD	S	A	TK	D	SK/YD	INT	FR	FF	PR	PD
09/12	at Buffalo	2 2 4 1/6 1.0/6.0 0 0 1 1 2										3 1 4 0/0 0.0/0.0 0 0 0 0 0										1 0 1 1/3 0.0/0.0 0 0 1 1 0										0 0 0 0/0 0.0/0.0 0 0 0 0 0									
09/19	Las Vegas	4 3 7 1/0 0.0/0.0 0 0 0 0 0										3 1 4 1/4 0.0/0.0 0 0 0 0 0										1 3 4 1/8 1.0/8.0 0 0 0 3 0										1 0 1 0/0 0.0/0.0 0 0 0 1 0									
09/26	Cincinnati	1 4 5 0/0 0.0/0.0 0 0 0 0 0										ON INACTIVE LIST										2 1 3 0/0 0.0/0.0 0 0 0 0 0										0 0 0 0/0 0.0/0.0 0 0 0 0 0									
10/03	at Green Bay	5 3 8 1/1 0.0/0.0 0 0 0 1 0										2 3 5 0/0 0.0/0.0 0 0 0 0 0										0 1 0 1 0/0 0.0/0.0 0 0 2 0 0										Rams									
10/10	Denver	2 1 3 0/0 0.0/0.0 0 0 0 0 0										2 1 0 0/0 0.0/0.0 0 0 0 0 0										0 1 1 0/0 0.0/0.0 0 0 0 0 0										Rams									
10/17	Seattle	6 3 9 2/12 1.0/8.0 0 0 0 1 0										2 5 7 2/9 1.5/15.5 0 0 4 0 0										0 0 0 0/0 0.0/0.0 0 0 0 0 0										Rams									
10/31	at Cleveland	3 1 4 0/0 0.0/0.0 0 0 0 0 0										1 3 4 1/1 0.0/0.0 0 0 0 0 0										ON INACTIVE LIST										Rams									
11/08	Chicago	2 0 2 0/0 0.0/0.0 1 0 0 3 1										0 3 3 0/0 0.0/0.0 0 0 2 0 0										Chiefs										Rams									
11/14	Detroit	3 2 5 2/18 2.0/18.0 0 0 0 2 0										8 3 11 2/9 1.5/6.0 0 0 0 1 0										Chiefs										Rams									
11/21	at L.A. Chargers	2 0 2 0/0 0.0/0.0 0 0 0 0 0										3 3 6 1/4 1.5/6.0 0 0 0 3 0										Chiefs										Rams									
11/28	at Cincinnati	3 5 8 1/6 0.0/0.0 0 0 1 0 0										3 2 5 2/8 0.0/0.0 0 0 0 0 0										Chiefs										Rams									
12/05	Baltimore	3 1 4 2/5 1.0/3.0 0 0 0 1 0										3 0 3 2/3 0.0/0.0 0 0 0 0 0										Chiefs										Rams									
12/09	at Minnesota	3 3 6 1/2 0.0/0.0 0 0 0 0 0										1 0 1 1/0 0.0/0.0 0 0 0 0 0										Chiefs										Rams									
12/19	Tennessee	2 4 6 0/0 0.5/5.0 0 0 0 1 0										4 0 4 0/0 0.0/0.0 0 0 0 1 0										Chiefs										Rams									
12/26	at Kansas City	3 3 6 1/4 1.0/4.0 0 0 0 1 0										2 3 5 0/0 1.0/0.0 0 0 1 1 0										Chiefs										Rams									
01/03	Cleveland	4 0 4 1/1 1.0/1.0 0 0 0 2 2										7 0 7 3/16 2.0/14.0 0 0 2 2 0										Chiefs										Jaguars									
01/09	at Baltimore	5 1 6 2/3 1.0/2.0 0 0 0 1 0										3 1 4 0/0 0.0/0.0 0 0 0 1 0										Chiefs										Jaguars									
TOTALS		53 36 89 15/58 1.0/55.5 1 1 1 17 9										46 28 74 15/54 6.0/35.5 0 0 1 15 0										5 5 10 2/11 1.0/8.0 0 0 0 6 1										1 0 1 0/0 0.0/0.0 0 0 0 1 0									



2021 REGULAR SEASON INDIVIDUAL SPECIAL TEAMS GAME-BY-GAME STATS													
DATE	OPP	MARCUS ALLEN			CHRIS BOSWELL			ULYSEES GILBERT III			PRESSLEY HARVIN III		
		TKL	AST	TOT	TKL	AST	TOT	TKL	AST	TOT	TKL	AST	TOT
09/12	at Buffalo	0	0	0	0	0	0	1	0	1	0	0	0
09/19	Las Vegas	0	0	0	0	0	0	0	0	0	0	0	0
09/26	Cincinnati	0	0	0	0	0	0	0	0	0	0	0	0
10/03	at Green Bay	0	0	0	0	0	0	0	0	0	0	0	0
10/10	Denver	0	0	0	0	0	0	0	1	1	0	0	0
10/17	Seattle	0	0	0	0	0	0	0	1	1	0	0	0
10/31	at Cleveland	0	0	0	0	0	0	0	0	0	0	0	0
11/08	Chicago	0	0	0	0	0	0	1	0	1	0	0	0
11/14	Detroit	1	0	1	0	0	0	0	1	1	1	0	1
11/21	at L.A. Chargers	1	0	1	0	0	0	0	0	0	0	0	0
11/28	at Cincinnati	0	0	0	0	0	0	0	0	0	0	0	0
12/05	Baltimore	0	0	0	0	0	0	0	0	0	0	0	0
12/09	at Minnesota	0	0	0	0	0	0	1	0	1	0	0	0
12/19	Tennessee	0	0	0	0	0	0	1	0	1	0	0	0
12/26	at Kansas City	RESERVE/COVID-19			0	0	0	1	0	1	ON INACTIVE LIST		
01/03	Cleveland	0	1	1	0	0	0	3	0	3	ON INACTIVE LIST		
01/09	at Baltimore	1	2	3	0	0	0	1	1	2	0	0	0
TOTALS		3	3	6	0	0	0	9	4	13	1	0	1

DATE	OPP	BUDDY JOHNSON			JAMIR JONES			MILES KILLERBREW			CHRISTIAN KUNTZ		
		TKL	AST	TOT	TKL	AST	TOT	TKL	AST	TOT	TKL	AST	TOT
09/12	at Buffalo	0	0	0	0	0	0	0	0	0	0	0	0
09/19	Las Vegas	0	0	0	1	0	1	0	0	0	0	0	0
09/26	Cincinnati	DID NOT PLAY (NON-INJURY)			1	0	1	0	0	0	0	0	0
10/03	at Green Bay	ON INACTIVE LIST			Rams			1	1	2	1	0	1
10/10	Denver	ON INACTIVE LIST			Rams			0	0	0	1	0	1
10/17	Seattle	ON INACTIVE LIST			Rams			0	1	1	0	0	0
10/31	at Cleveland	ON INACTIVE LIST			Rams			2	0	2	0	0	0
11/08	Chicago	ON INACTIVE LIST			Rams			0	0	0	0	0	0
11/14	Detroit	ON INACTIVE LIST			Rams			0	0	0	0	0	0
11/21	at L.A. Chargers	ON INACTIVE LIST			Rams			1	0	1	0	0	0
11/28	at Cincinnati	ON INACTIVE LIST			Rams			0	0	0	0	0	0
12/05	Baltimore	1	0	1	Rams			0	1	1	0	0	0
12/09	at Minnesota	1	0	1	Rams			0	0	0	0	0	0
12/19	Tennessee	ON INACTIVE LIST			Rams			0	0	0	0	0	0
12/26	at Kansas City	ON INACTIVE LIST			Rams			0	0	0	0	0	0
01/03	Cleveland	ON INACTIVE LIST			Jaguars			0	0	0	0	0	0
01/09	at Baltimore	INJURED RESERVE			Jaguars			0	0	0	0	0	0
TOTALS		2	0	2	2	0	2	4	3	7	2	0	2

DATE	OPP	JUSTIN LAYNE			ARTHUR MAULET			RAY-RAY MCCLLOUD			TRE NORWOOD		
		TKL	AST	TOT	TKL	AST	TOT	TKL	AST	TOT	TKL	AST	TOT
09/12	at Buffalo	0	1	1	1	0	1	0	0	0	1	0	1
09/19	Las Vegas	0	1	1	0	0	0	0	0	0	0	0	0
09/26	Cincinnati	1	0	1	0	0	0	0	0	0	0	0	0
10/03	at Green Bay	0	0	0	0	0	0	0	0	0	0	0	0
10/10	Denver	1	0	1	0	0	0	0	0	0	0	0	0
10/17	Seattle	1	0	1	0	0	0	0	0	0	0	0	0
10/31	at Cleveland	0	0	0	0	0	0	0	0	0	0	0	0
11/08	Chicago	2	0	2	0	0	0	0	0	0	0	0	0
11/14	Detroit	1	0	1	0	0	0	0	0	0	0	0	0
11/21	at L.A. Chargers	0	0	0	0	0	0	0	0	0	0	0	0
11/28	at Cincinnati	1	0	1	0	0	0	RESERVE/COVID-19			0	0	0
12/05	Baltimore	0	0	0	0	0	0	0	0	0	0	1	1
12/09	at Minnesota	0	0	0	0	0	0	0	0	0	0	0	0
12/19	Tennessee	1	0	1	0	0	0	0	0	0	0	0	0
12/26	at Kansas City	0	0	0	0	0	0	0	0	0	0	0	0
01/03	Cleveland	1	1	2	RESERVE/COVID-19			0	0	0	0	0	0
01/09	at Baltimore	0	0	0	0	0	0	0	0	0	1	0	1
TOTALS		9	3	12	1	0	1	0	0	0	2	1	3

DATE	OPP	JAMES PIERRE			KEVIN RADER			BENNY SNELL JR.			ROBERT SPILLANE		
		TKL	AST	TOT	TKL	AST	TOT	TKL	AST	TOT	TKL	AST	TOT
09/12	at Buffalo	0	1	1	PRACTICE SQUAD			0	1	1	ON INACTIVE LIST		
09/19	Las Vegas	0	1	1	PRACTICE SQUAD			0	0	0	0	2	2
09/26	Cincinnati	1	0	1	PRACTICE SQUAD			0	0	0	0	0	0
10/03	at Green Bay	0	0	0	PRACTICE SQUAD			0	0	0	1	0	1
10/10	Denver	0	0	0	PRACTICE SQUAD			0	0	0	0	0	0
10/17	Seattle	0	1	1	PRACTICE SQUAD			1	0	1	1	0	1
10/31	at Cleveland	0	0	0	PRACTICE SQUAD			0	0	0	1	0	1
11/08	Chicago	1	0	1	PRACTICE SQUAD			0	0	0	0	0	0
11/14	Detroit	0	2	2	PRACTICE SQUAD			0	1	1	1	1	2
11/21	at L.A. Chargers	0	0	0	PRACTICE SQUAD			0	0	0	1	1	2
11/28	at Cincinnati	0	0	0	ON INACTIVE LIST			1	0	1	0	0	0
12/05	Baltimore	0	1	1	0	0	0	0	0	0	RESERVE/COVID-19		
12/09	at Minnesota	0	0	0	0	0	0	0	0	0	INACTIVE		
12/19	Tennessee	1	0	1	ON INACTIVE LIST			0	1	1	0	1	1
12/26	at Kansas City	0	0	0	0	0	0	0	0	0	0	0	0
01/03	Cleveland	0	0	0	2	1	3	1	1	2	0	0	0
01/09	at Baltimore	0	1	1	0	0	0	0	0	0	1	0	1
TOTALS		3	7	10	2	1	3	3	4	7	6	5	11

DATE	OPP.	DEREK TUSZKA			DEREK WATT			CODY WHITE		
		TKL	AST	TOT	TKL	AST	TOT	TKL	AST	TOT
09/12	at Buffalo	PRACTICE SQUAD			1	0	1	PRACTICE SQUAD		
09/19	Las Vegas	PRACTICE SQUAD			0	0	0	PRACTICE SQUAD		
09/26	Cincinnati	PRACTICE SQUAD			1	0	1	0	0	0
10/03	at Green Bay	0	0	0	1	0	1	0	0	0
10/10	Denver	1	0	1	0	1	1	0	0	0
10/17	Seattle	0	0	0	2	0	2	0	0	0
10/31	at Cleveland	0	0	0	0	0	0	0	0	0
11/08	Chicago	0	0	0	1	0	1	1	1	2
11/14	Detroit	0	0	0	1	0	1	0	1	1
11/21	at L.A. Chargers	0	0	0	0	0	0	0	0	0
11/28	at Cincinnati	0	0	0	1	0	1	0	0	0
12/05	Baltimore	0	0	0	0	1	1	1	0	1
12/09	at Minnesota	0	0	0	1	0	1	0	0	0
12/19	Tennessee	0	0	0	0	0	0	0	0	0
12/26	at Kansas City	1	0	1	0	0	0	0	0	0
01/03	Cleveland	0	0	0	1	2	3	0	0	0
01/09	at Baltimore	0	0	0	0	0	0	0	0	0
<b>TOTALS</b>		<b>2</b>	<b>0</b>	<b>2</b>	<b>10</b>	<b>4</b>	<b>14</b>	<b>2</b>	<b>2</b>	<b>4</b>

DATE	OPPONENT	RUSHES				RECEPTIONS				RETURNS			QT R	RESULT
		GAIN	PLAYER	YDS	RESULT	GAIN	PLAYER	YDS	RESULT	GAIN	PLAYER	YDS		
09/12	at Buffalo	25	Chase Claypool	3	FG	22	Chase Claypool	3	FG					
		18	Najee Harris	4	TD	24	Pat Freiermuth	3	FG					
						24	JuJu Smith-Schuster	4	FG					
09/19	Las Vegas	14	Najee Harris	1	INT	41	Diontae Johnson	2	TD					
		14	Najee Harris	2	TD	52	Chase Claypool	4'	TD					
						25t	Najee Harris	4	TD					
09/26	Cincinnati	20	Najee Harris	2	TD	21	Najee Harris	3	Miss FG					
						29	Ray-Ray McCloud	4	FG					
						24	Chase Claypool	4	Downs					
10/03	at Green Bay	10	Najee Harris	1	TD	45t	Diontae Johnson	1	TD	38	Ray-Ray McCloud (KR)	2	Half	
		11	Najee Harris	3	Downs	30	James Washington	4	TD	40	Ray-Ray McCloud (KR)	3	Downs	
10/10	Denver	20	Najee Harris	2	FG	23	Chase Claypool	1'	TD					
		13	Najee Harris	2	Half	50t	Diontae Johnson	1'	TD					
		18	Najee Harris	3	TD	59	Chase Claypool	2	TD					
10/17	Seattle	25	Diontae Johnson	2	TD	22	Diontae Johnson	4	FG					
		10	Najee Harris	4'	Fumble			3	FG	37	Ray-Ray McCloud (KR)	1	Punt	
		11	Kalen Ballage	4'	Fumble									
10/31	at Cleveland	10	Ray-Ray McCloud	2	FG	22	Pat Freiermuth	3	TD					
		11	Najee Harris	2'	Downs	20	Najee Harris	3'	TD					
		16	Chase Claypool	2	Downs	24	Zach Gentry	4'	TD					
11/08	Chicago	12	James Washington	1'	TD	26	Chase Claypool	1	TD					
		10t	Najee Harris	1'	TD	42	James Washington	3	TD					
		11	Diontae Johnson	3'	TD	22	Diontae Johnson	4	FG					
11/14	Detroit	11	Najee Harris	1	TD	20	Diontae Johnson	2	FG					
		12	Najee Harris	2	FG	36	Diontae Johnson	5	Fumble					
		26	Mason Rudolph	3'	FG									
11/21	at L.A. Chargers	11	Mason Rudolph	3	FG									
		12	Najee Harris	2	TD	37	Chase Claypool	2	Downs	30	Ray-Ray McCloud (KR)	2	TD	
						22	Diontae Johnson	2	TD	33	Ray-Ray McCloud (KR)	2	Half	
11/28	at Cincinnati	13	Kalen Ballage	4	Game	41	Chase Claypool	1	FG					
						30	Chase Claypool	4	Punt					
12/05	Baltimore	13	Najee Harris	4	TD	40	Chase Claypool	4'	TD					
						29t	Diontae Johnson	4'	TD					
						25	Diontae Johnson	4	FG					
12/09	at Minnesota	23	Najee Harris	3	INT	29	James Washington	3	TD	41	Ahkello Witherspoon (INT)	4	INT	
		11	Najee Harris	3	TD	37	Diontae Johnson	4'	TD					
		13	Najee Harris	3	TD	30t	James Washington	4'	TD					
12/19	Tennessee	10	Diontae Johnson	1	Punt									
		21	Najee Harris	2	Miss FG	24	Chase Claypool	2	Miss FG					
		11	Najee Harris	4	TD									
01/03	Cleveland	14	Najee Harris	2	FG									
		30	Najee Harris	3	FG									
		10	Najee Harris	4	FG									
01/09	at Baltimore	37t	Najee Harris	4	TD									
		14	Chase Claypool	3	FG	25	Zach Gentry	2	Punt	32	Ray-Ray McCloud (KR)	1	Punt	
		17	Chase Claypool	4	Punt	20	Ray-Ray McCloud	4	TD					
15	Najee Harris	5	FG											

\* - result within the same drive

2021 REGULAR SEASON 100.0+ PASSER RATING  
STEELERS

DATE	OPPONENT	PLAYER	PASSING GAMES												
			AT T	CM P	YD S	CMP %	YDS/AT T	YDS/CM P	T D	TD %	IN T	INT %	LON G	SACK/LOS T	RATIN G
10/10	vs. Denver	Ben Roethlisberger	25	15	253	60.0%	10.1	16.9	2	8.0%	0	0.0%	59	1/9	120.9
11/08	vs. Chicago	Ben Roethlisberger	30	21	205	70.0%	6.8	9.8	2	6.7%	0	0.0%	42	4/30	111.1
11/21	at L.A. Chargers	Ben Roethlisberger	44	28	273	63.6%	6.2	9.8	3	6.8%	0	0.0%	37	3/28	103.7
12/05	vs. Baltimore	Ben Roethlisberger	31	21	236	67.7%	7.6	11.2	2	6.5%	0	0.0%	40	1/0	111.8
12/09	at Minnesota	Ben Roethlisberger	40	28	308	70.0%	7.7	11.0	3	7.5%	1	2.5%	38	5/39	107.1

## 2021 OPPONENTS 100.0+ PASSER RATING

DATE	OPPONENT	PLAYER	PASSING GAMES												
			AT T	CM P	YD S	CMP %	YDS/AT T	YDS/CM P	T D	TD %	IN T	INT %	LON G	SACK/LOS T	RATIN G
09/19	vs. Las Vegas	Derek Carr	37	28	382	75.7%	10.3	13.6	2	5.4%	0	0.0%	61t	2/9	126.2
11/21	at L.A. Chargers	Justin Herbert	41	30	382	73.2%	9.3	12.7	3	7.3%	1	2.4%	53t	2/8	116.1
12/26	at Kansas City	Patrick Mahomes	30	23	258	76.7%	8.6	11.2	3	10.0%	0	0.0%	50	2/4	135.1

\*Need minimum of 20 attempts to qualify

2021 REGULAR SEASON - 30+ YARD KICKOFF/10+ YARD PUNT/10+ YARD BLOCKED KICK RETURNS/20+ YARD INTERCEPTION/10+ YARD FUMBLE													
DATE	OPPONENT	QTR	RETURN	STEELERS PLAYER	YDS.	DOWN	RESULT	QTR	RETURN	OPP. PLAYER	YDS.	DOWN	RESULT
09/12	at Buffalo			NONE				1	KO	Isaiah McKenzie	75	BUF 35	Punt
09/19	Las Vegas	4	Punt	Ray-Ray McCloud	15	PIT 32	Field Goal	3	Punt	Hunter Renfrow	10	LV 18	Touchdown
								4	Punt	Hunter Renfrow	16	LV 24	Punt
09/26	Cincinnati	1	Punt	Ray-Ray McCloud	14	PIT 20	Punt	1	Punt	Darius Phillips	16	CIN 42	Punt
								4	KO	Brandon Wilson	30	PIT 15	Downs
10/03	at Green Bay	1	KO	Ray-Ray McCloud	38	50	Field Goal			NONE			
		3	KO	Ray-Ray McCloud	40	GB 33	Fumble						
		4	Punt	Ray-Ray McCloud	14	PIT 29	Interception						
10/10	Denver			NONE				1	FUM	Alexander Johnson	10	PIT 29	Field Goal
								2	Punt	Diontae Spencer	13	DEN 40	Field Goal
								4	Punt	Diontae Spencer	13	DEN 28	Touchdown
10/17	Seattle	1	KO	Ray-Ray McCloud	37	SEA 10	Punt	1	Punt	Freddie Swain	14	SEA 21	Punt
		4	Punt	Ray-Ray McCloud	14	PIT 26	Field Goal	2	KO	DeeJay Dallas	34	PIT 16	Touchdown
								3	KO	DeeJay Dallas	38	SEA 35	Punt
10/31	at Cleveland	2	Punt	Ray-Ray McCloud	10	PIT 37	Downs			NONE			
		2	Punt	Ray-Ray McCloud	19	PIT 35	End Half						
11/08	Chicago	1	Punt	Ray-Ray McCloud	14	PIT 41	Touchdown	4	KO	Jakeem Grant Sr.	32	CHI 42	Punt
								4	FUM	<b>DeAndre Houston-Carson</b>	<b>25T</b>	CHI 35	Field Goal
11/14	Detroit	1	Punt	Ray-Ray McCloud	13	PIT 40	Punt	2	Punt	Kalif Raymond	48	PIT 39	Touchdown
		1	Punt	Ray-Ray McCloud	13	PIT 28	Interception	5	Punt	Kalif Raymond	18	DET 45	Punt
		4	Punt	Ray-Ray McCloud	13	PIT 29	Punt						
		4	Punt	Ray-Ray McCloud	10	PIT 22	End Half						
11/21	at L.A. Chargers	2	KO	Ray-Ray McCloud	30	PIT 35	Field Goal			NONE			
		1	KO	Ray-Ray McCloud	33	50	Touchdown						
11/28	at Cincinnati			NONE				1	INT	Eli Apple	50	PIT 5	Field Goal
								2	INT	<b>Mike Hilton</b>	<b>24T</b>	CIN 35	End Half
								3	Punt	Darius Phillips	17	CIN 33	Punt
12/05	Baltimore	1	Punt	Ray-Ray McCloud	14	PIT 27	Punt	2	Punt	Devin Duvernay	12	BAL 27	Punt
								4	KO	Devin Duvernay	35	BAL 35	Field Goal
12/09	at Minnesota	4	INT	Ahkello Witherspoon	41	MIN 21	Touchdown	1	Punt	Dede Westbrook	16	MIN 43	Field Goal
								3	Punt	Dede Westbrook	15	PIT 34	Field Goal
12/19	Tennessee	1	Punt	Ray-Ray McCloud	17	PIT 35	Punt	1	Punt	Chester Rogers	55	PIT 25	Touchdown
		3	Punt	Ray-Ray McCloud	11	PIT 23	Punt						
		3	Punt	Ray-Ray McCloud	11	PIT 37	Touchdown						
		4	INT	Joe Schobert	23	TEN 31	Field Goal						
12/26	at Kansas City	4	Punt	Ray-Ray McCloud	20	PIT 39	End Game	1	Punt	Mecole Hardman	18	KC 27	Touchdown
								4	FUM	Jarran Reed	10	PIT 7	Field Goal
01/03	Cleveland	2	Punt	Ray-Ray McCloud	15	PIT 37	Punt			NONE			
		2	Punt	Ray-Ray McCloud	10	PIT 19	Interception						
		4	Punt	Ray-Ray McCloud	14	CLE 37	Field Goal						
01/09	at Baltimore	1	KO	Ray-Ray McCloud	32	BAL 20	Fumble			NONE			
		4	Punt	Ray-Ray McCloud	23	50	Touchdown						
<b>TOTALS</b>		<b>28</b>	<b>- 558 (19.9), 0 TDS</b>					<b>25</b>	<b>- 644 (25.8), 2 TDS</b>				

2021 REGULAR SEASON									
DATE	OPPONENT	QUARTERBACK	LOSS	0-9	10-19	20-29	30-39	40-49	50+
09/12	at Buffalo	Roethlisberger	1	9 (1)	5	3	--	--	--
09/19	Las Vegas	Roethlisberger	1	16	6	2 (1)	--	1	1
09/26	Cincinnati	Roethlisberger	1	27 (1)	7	2	1	--	--
10/03	at Green Bay	Roethlisberger	1	16	7	--	1	1 (1)	--
10/10	Denver	Roethlisberger	--	6	5 (1)	2	--	--	2 (1)
10/17	Seattle	Roethlisberger	--	20 (1)	8	1	--	--	--
10/31	at Cleveland	Roethlisberger	--	11 (1)	7	3	--	--	1
11/08	Chicago	Roethlisberger	--	12 (1)	6 (1)	2	--	1	--
11/14	Detroit	Rudolph	3	18 (1)	7	1	1	--	--
11/21	at L.A. Chargers	Roethlisberger	--	20 (2)	4 (1)	2	2	--	--
11/28	at Cincinnati	Roethlisberger	--	11	11 (1)	--	1	1	--
12/05	Baltimore	Roethlisberger	--	14 (1)	4	2 (1)	--	1	--
12/09	at Minnesota	Roethlisberger	2	14 (1)	8 (1)	1	3 (1)	--	--
12/19	Tennessee	Roethlisberger	--	8	7	1	--	--	--
12/26	at Kansas City	Roethlisberger	2	15	5 (1)	1	--	--	--
		Rudolph	--	4	1	--	--	--	--
01/03	Cleveland	Roethlisberger	2	15 (1)	6	1	--	--	--
01/09	at Baltimore	Roethlisberger	1	16 (1)	11	2	--	--	--
<b>PLAYER TOTALS</b>		Roethlisberger	11	230 (11)	107 (6)	25 (2)	8 (1)	5 (1)	4 (1)
		Rudolph	3	22 (1)	8	1	1	--	--
<b>TEAM TOTALS</b>			<b>14</b>	<b>252 (12)</b>	<b>115 (6)</b>	<b>26 (2)</b>	<b>9 (1)</b>	<b>5 (1)</b>	<b>4 (1)</b>



2021 REGULAR SEASON GXG DRIVES																						
DATE	OPPONENT	STARTING QB	POSS	TD	PAT	2-PT	M-ZPT	FG	FGA	MFG	BK-FG	PUNT	INT	FUM	SAF	DWNS	HF	GM	PTS	TD%	SCORE%	PTS/POSS
9/12	at Buffalo	B. Roethlisberger	11	1	2	0	0	3	3	0	0	5	0	0	0	0	1	1	16	9.1	36.4	1.45
9/19	Las Vegas	B. Roethlisberger	11	2	2	0	0	1	1	0	0	4	1	0	0	1	1	17	18.2	27.3	1.55	
9/26	Cincinnati	B. Roethlisberger	11	1	1	0	0	1	2	1	0	4	2	0	0	2	0	10	9.1	18.2	0.91	
10/3	at Green Bay	B. Roethlisberger	11	2	2	0	0	1	1	0	0	3	1	1	0	2	1	0	17	18.2	27.3	1.55
10/10	Denver	B. Roethlisberger	10	3	3	0	0	2	2	0	0	2	0	1	0	0	1	1	27	30.0	50.0	2.70
10/17	Seattle	B. Roethlisberger	13	2	2	0	0	3	3	0	0	7	0	1	0	0	0	0	23	15.4	38.5	1.77
10/31	at Cleveland	B. Roethlisberger	10	2	0	2	0	1	1	0	0	4	0	0	0	2	1	0	15	20.0	30.0	1.50
11/8	Chicago	B. Roethlisberger	12	3	2	0	0	3	3	0	0	5	0	1	0	0	1	0	29	25.0	50.0	2.42
11/14	Detroit	M. Rudolph	14	1	1	0	0	3	3	0	0	6	1	2	0	0	1	0	16	7.1	28.6	1.14
11/21	at L.A. Chargers	B. Roethlisberger	11	4	4	0	0	3	3	0	0	1	0	0	0	2	1	0	37	36.4	63.6	3.36
11/28	at Cincinnati	B. Roethlisberger	12	1	1	0	0	1	1	0	0	5	2	1	0	0	1	1	10	8.3	16.7	0.83
12/5	Baltimore	B. Roethlisberger	10	2	1	1	1	2	2	0	0	5	0	0	0	0	0	1	20	20.0	40.0	2.00
12/9	at Minnesota	B. Roethlisberger	14	4	3	2	1	0	1	1	0	6	1	0	0	0	1	1	28	28.6	28.6	2.00
12/19	Tennessee	B. Roethlisberger	12	1	1	0	0	4	5	1	0	5	0	0	0	0	0	1	19	8.3	41.7	1.58
12/26	at Kansas City	B. Roethlisberger	11	1	1	0	0	1	2	1	0	2	1	2	0	1	1	1	10	9.1	18.2	0.91
1/3	Cleveland	B. Roethlisberger	14	2	2	0	0	4	4	0	0	5	1	0	0	1	0	1	26	14.3	42.9	1.86
1/9	at Baltimore	B. Roethlisberger	15	1	1	0	0	3	3	0	0	8	1	0	0	0	2	0	16	6.7	26.7	1.07
<b>B. ROETHLISBERGER TOTALS:</b>			<b>188</b>	<b>32</b>	<b>28</b>	<b>5</b>	<b>2</b>	<b>33</b>	<b>37</b>	<b>4</b>	<b>0</b>	<b>71</b>	<b>10</b>	<b>7</b>	<b>0</b>	<b>11</b>	<b>12</b>	<b>9</b>	<b>320</b>	<b>17.0</b>	<b>34.6</b>	<b>1.70</b>
<b>M. RUDOLPH TOTALS:</b>			<b>14</b>	<b>1</b>	<b>1</b>	<b>0</b>	<b>0</b>	<b>3</b>	<b>3</b>	<b>0</b>	<b>0</b>	<b>6</b>	<b>1</b>	<b>2</b>	<b>0</b>	<b>0</b>	<b>1</b>	<b>0</b>	<b>16</b>	<b>7.1</b>	<b>28.6</b>	<b>1.14</b>
<b>2021 TOTALS</b>			<b>202</b>	<b>33</b>	<b>29</b>	<b>5</b>	<b>2</b>	<b>36</b>	<b>40</b>	<b>4</b>	<b>0</b>	<b>77</b>	<b>11</b>	<b>9</b>	<b>0</b>	<b>11</b>	<b>13</b>	<b>9</b>	<b>336</b>	<b>16.3</b>	<b>34.2</b>	<b>1.66</b>

Report only includes Starting QB stats.

OPPONENTS GXG DRIVES																						
DATE	OPPONENT	STARTING QB	POSS	TD	PAT	2-PT	M-ZPT	FG	FGA	MFG	BK-FG	PUNT	INT	FUM	SAF	DWNS	HF	GM	PTS	TD%	SCORE%	PTS/POSS
9/12	at Buffalo	J. Allen	11	1	1	0	0	3	3	0	0	4	0	1	0	2	0	0	16	9.1	36.4	1.45
9/19	Las Vegas	D. Carr	10	2	2	0	0	4	4	0	0	4	0	0	0	0	0	0	26	20.0	60.0	2.60
9/26	Cincinnati	J. Burrow	12	3	3	0	0	1	1	0	0	5	1	0	0	0	1	1	24	25.0	33.3	2.00
10/3	at Green Bay	A. Rodgers	11	3	3	0	0	2	2	0	0	3	0	1	0	1	0	1	27	27.3	45.5	2.45
10/10	Denver	T. Bridgewater	9	2	1	1	0	2	2	0	0	4	1	0	0	0	0	0	19	22.2	44.4	2.11
10/17	Seattle	G. Smith	14	2	2	0	0	2	2	0	0	8	0	1	0	0	1	0	20	14.3	28.6	1.43
10/31	at Cleveland	B. Mayfield	9	1	1	0	0	1	1	0	0	4	0	1	0	2	0	0	10	11.1	22.2	1.11
11/8	Chicago	J. Fields	12	2	3	0	0	2	3	1	0	5	1	1	0	0	0	0	20	16.7	33.3	1.67
11/14	Detroit	J. Goff	15	2	1	0	0	1	2	1	0	10	0	0	0	0	0	1	16	13.3	20.0	1.07
11/21	at L.A. Chargers	J. Herbert	11	5	5	0	0	2	2	0	0	1	1	0	0	1	0	1	41	45.5	63.6	3.73
11/28	at Cincinnati	J. Burrow	10	4	5	0	0	2	2	0	0	3	1	0	0	0	0	0	34	40.0	60.0	3.40
12/5	Baltimore	L. Jackson	10	2	1	1	0	2	2	0	0	4	1	0	0	0	1	0	19	20.0	40.0	1.90
12/9	at Minnesota	K. Cousins	13	4	3	0	0	3	4	1	0	3	2	0	0	0	0	0	36	30.8	53.8	2.77
12/19	Tennessee	R. Tannehill	11	1	1	0	0	2	2	0	0	3	1	3	0	1	0	0	13	9.1	27.3	1.18
12/26	at Kansas City	P. Mahomes	10	4	3	0	0	3	4	1	0	2	0	0	0	0	0	0	36	40.0	70.0	3.60
1/3	Cleveland	B. Mayfield	13	2	2	0	0	0	0	0	0	8	2	0	0	1	0	0	14	15.4	15.4	1.08
1/9	at Baltimore	T. Huntley	14	1	1	0	0	2	2	0	0	7	2	1	0	1	0	0	13	7.1	21.4	0.93
<b>2021 TOTALS</b>			<b>195</b>	<b>41</b>	<b>38</b>	<b>2</b>	<b>0</b>	<b>34</b>	<b>38</b>	<b>4</b>	<b>0</b>	<b>78</b>	<b>13</b>	<b>9</b>	<b>0</b>	<b>9</b>	<b>3</b>	<b>4</b>	<b>384</b>	<b>21.0</b>	<b>38.5</b>	<b>1.97</b>

Report only includes Starting QB stats.

2021 REGULAR SEASON																	
		STEELERS								OPPONENT							
		FIRST HALF				SECOND HALF				FIRST HALF				SECOND HALF			
DATE	OPPONENT	PLAYS	YDS	TIME	RESULT	PLAYS	YDS	TIME	RESULT	PLAYS	YDS	TIME	RESULT	PLAYS	YDS	TIME	RESULT
09/12	at Bills	5	22	2:55	Punt	10	69	4:37	FG	4	5	1:30	FG	12	40	4:35	Downs
09/19	Raiders	6	14	3:33	Punt	6	20	3:04	Punt	6	19	3:12	Punt	6	22	2:45	Punt
09/26	Bengals	3	4	2:00	Punt	3	6	0:56	INT	3	4	2:12	Punt	10	55	6:13	FG
10/03	at Packers	8	75	4:56	TD	5	12	2:30	Punt	8	38	5:54	Punt	12	64	5:29	FG
10/10	Broncos	6	85	2:58	TD	14	86	7:16	TD	3	6	2:07	Punt	8	38	5:03	Punt
10/17	Seahawks	3	8	2:41	Punt	9	66	4:09	FG	3	8	2:05	Punt	10	75	5:05	TD
10/31	at Browns	7	22	3:50	Punt	3	5	1:05	Punt	13	63	6:51	FG	8	86	4:19	TD
11/08	Bears	6	59	3:20	TD	3	22	2:18	Punt	3	8	1:58	Punt	10	89	4:59	FG
11/14	Lions	10	83	5:20	TD	13	69	3:43	FG	3	5	1:39	Punt	6	85	2:51	TD
11/21	at Chargers	13	57	6:31	FG	3	2	1:42	Punt	12	73	6:20	TD	6	70	3:10	TD
11/28	at Bengals	3	14	1:33	INT	6	17	2:49	Punt	10	75	5:31	TD	5	8	3:44	Punt
12/05	Ravens	3	9	1:35	Punt	6	1	2:16	Punt	11	65	6:30	INT	10	41	5:20	FG
12/09	at Vikings	11	26	6:11	Miss FG	3	-4	2:35	Punt	7	40	3:17	Miss FG	7	10	2:49	FG
12/19	Titans	4	18	1:37	Punt	3	1	1:16	Punt	3	2	2:07	Punt	5	24	3:34	Punt
12/26	at Chiefs	5	8	2:43	Punt	2	10	0:42	FUM	14	73	8:10	TD	3	4	1:34	Punt
01/03	Browns	5	14	2:46	Punt	11	66	4:16	FG	5	18	1:31	Punt	3	6	2:24	Punt
01/09	at Ravens	3	6	2:17	Punt	8	50	4:51	FG	5	19	2:46	FUM	5	68	2:28	TD

2021 REGULAR SEASON

WEEK 1: STEELERS 23, BILLS 16

SEPTEMBER 12, 2021

STEELERS													BILLS												
#	RECD	LOST	POSS	OBTAINED	BEGAN	PLAYS	YDS	PEN	NET	1ST	ENDED	GIVEN UP	#	RECD	LOST	POSS	OBTAINED	BEGAN	PLAYS	YDS	PEN	NET	1ST	ENDED	GIVEN UP
1	13:30	10:35	2:55	Kickoff	PIT 25	5	22	0	22	1	PIT 47	Punt	1	15:00	13:30	1:30	Kickoff	PIT 24	4	5	0	5	0	PIT 19	Field Goal
2	05:05	03:50	1:15	Punt	PIT 20	3	5	-12	-7	0	PIT 13	Punt	2	10:35	05:05	5:30	Punt	BUF 12	10	53	-20	33	3	BUF 45	Punt
3	02:41	14:01	3:40	Punt	PIT 13	6	25	0	25	1	PIT 38	Punt	3	03:50	02:41	1:09	Punt	BUF 37	3	9	0	9	0	BUF 46	Punt
4	10:58	09:32	1:26	Punt	PIT 7	3	2	-4	-2	0	PIT 5	Punt	4	14:01	10:58	3:03	Punt	BUF 23	7	34	0	34	2	PIT 43	Punt
5	08:38	06:01	2:37	Fumble	PIT 45	4	0	0	0	1	PIT 45	Punt	5	09:32	08:38	0:54	Punt	PIT 35	3	-8	0	-8	0	PIT 38	Fumble
6	00:22	00:00	0:22	Kickoff	PIT 25	1	-1	0	-1	0	PIT 25	End Half	6	06:01	00:22	5:39	Punt	BUF 9	13	96	-5	91	5	PIT 3	Touchdown
7	15:00	10:23	4:37	Kickoff	PIT 25	10	64	5	69	4	BUF 6	Field Goal	7	10:23	05:48	4:35	Kickoff	BUF 25	12	40	0	40	3	PIT 35	Downs
8	05:48	01:47	4:01	Downs	PIT 36	11	62	0	62	3	BUF 6	Field Goal	8	01:47	13:42	3:05	Kickoff	BUF 25	8	27	0	27	2	PIT 41	Downs
9	13:42	11:19	2:23	Downs	PIT 48	4	26	26	52	3	BUF 5	Touchdown	9	11:19	09:45	1:34	Kickoff	BUF 25	3	-2	0	-2	0	BUF 23	Blocked Punt
10	05:23	02:42	2:41	Kickoff	PIT 25	9	49	-1	48	3	BUF 27	Field Goal	10	09:45	05:23	4:22	Kickoff	BUF 26	9	67	0	67	3	PIT 7	Field Goal
11	00:46	00:00	0:46	Kickoff	BUF 45	2	-2	0	-2	0	BUF 46	End Game	11	02:42	00:46	1:56	Kickoff	BUF 36	10	50	-10	40	4	PIT 24	Field Goal

WEEK 2: STEELERS 17, RAIDERS 26

SEPTEMBER 19, 2021

STEELERS													RAIDERS												
#	RECD	LOST	POSS	OBTAINED	BEGAN	PLAYS	YDS	PEN	NET	1ST	ENDED	GIVEN UP	#	RECD	LOST	POSS	OBTAINED	BEGAN	PLAYS	YDS	PEN	NET	1ST	ENDED	GIVEN UP
1	15:00	11:27	3:33	Kickoff	PIT 32	6	14	0	14	1	PIT 46	Punt	1	11:27	08:15	3:12	Punt	LV 16	6	19	0	19	1	LV 35	Punt
2	08:15	05:44	2:31	Punt	PIT 8	5	14	0	14	1	PIT 22	Interception	2	05:44	03:10	2:34	Interception	PIT 39	5	17	-5	12	1	PIT 27	Field Goal
3	03:10	13:32	4:38	Kickoff	PIT 22	10	50	-10	40	2	LV 38	Downs	3	13:32	09:34	3:58	Downs	LV 38	8	27	20	47	2	PIT 15	Field Goal
4	09:34	06:25	3:09	Kickoff	PIT 25	7	75	0	75	4	LV 3	Touchdown	4	06:25	00:02	6:23	Kickoff	LV 25	13	73	-20	53	5	PIT 22	Field Goal
5	00:02	00:00	0:02	Kickoff		0	0	0	0	0		End Half	5	15:00	12:15	2:45	Kickoff	LV 25	6	22	0	22	1	LV 47	Punt
6	12:15	09:11	3:04	Punt	PIT 13	6	20	0	20	1	PIT 33	Punt	6	09:11	05:02	4:09	Punt	LV 18	7	82	0	82	4	PIT 9	Touchdown
7	05:02	01:43	3:19	Kickoff	PIT 17	6	28	10	38	3	LV 45	Punt	7	01:43	12:56	3:47	Punt	LV 3	7	47	0	47	3	PIT 46	Punt
8	12:56	11:15	1:41	Punt	PIT 20	5	80	0	80	2	LV 25	Touchdown	8	11:15	09:35	1:40	Kickoff	LV 25	5	75	0	75	2	LV 39	Touchdown
9	09:35	08:23	1:12	Kickoff	PIT 25	3	9	0	9	0	PIT 34	Punt	9	08:23	05:51	2:32	Punt	LV 24	4	14	0	14	1	LV 38	Punt
10	05:51	03:42	2:09	Punt	PIT 32	8	30	0	30	2	LV 38	Field Goal	10	03:42	00:20	3:22	Kickoff	LV 27	7	46	0	46	2	PIT 27	Field Goal
11	00:20	00:00	0:20	Kickoff	PIT 25	1	11	0	11	1	PIT 25	End Game													

WEEK 3: STEELERS 10, BENGALS 24

SEPTEMBER 26, 2021

STEELERS													BENGALS												
#	RECD	LOST	POSS	OBTAINED	BEGAN	PLAYS	YDS	PEN	NET	1ST	ENDED	GIVEN UP	#	RECD	LOST	POSS	OBTAINED	BEGAN	PLAYS	YDS	PEN	NET	1ST	ENDED	GIVEN UP
1	15:00	13:00	2:00	Kickoff	PIT 25	3	9	-5	4	0	PIT 29	Punt	1	13:00	10:48	2:12	Punt	CIN 42	3	14	-10	4	0	CIN 46	Punt
2	10:48	08:31	2:17	Punt	PIT 20	3	3	-16	-13	0	PIT 7	Punt	2	08:31	07:37	0:54	Punt	CIN 36	2	6	0	6	0	CIN 42	Interception
3	07:37	06:45	0:52	Interception	PIT 44	3	2	-5	-3	0	PIT 41	Interception	3	06:45	02:54	3:51	Interception	PIT 42	6	47	-5	42	2	PIT 17	Touchdown
4	02:54	12:24	5:30	Kickoff	PIT 25	8	11	18	29	2	CIN 46	Punt	4	12:24	09:36	2:48	Punt	CIN 19	4	30	0	30	1	CIN 49	Punt
5	09:36	01:04	8:32	Punt	PIT 14	15	96	-10	86	7	CIN 4	Touchdown	5	01:04	00:37	0:27	Kickoff	CIN 25	3	60	15	75	3	PIT 34	Touchdown
6	00:37	00:15	0:22	Kickoff	PIT 25	3	2	0	2	0	PIT 27	Punt	6	00:15	00:00	0:15	Punt	CIN 33	1	-2	-10	-12	0	CIN 23	End Half
7	08:47	07:51	0:56	Kickoff	PIT 25	3	6	0	6	0	PIT 31	Interception	7	15:00	08:47	6:13	Kickoff	PIT 20	10	70	-15	55	4	PIT 25	Field Goal
8	06:18	04:22	1:56	Kickoff	PIT 24	7	37	15	52	3	CIN 24	Missed FG	8	07:51	06:18	1:33	Interception	PIT 19	3	19	0	19	2	PIT 9	Touchdown
9	02:12	08:09	9:03	Punt	PIT 4	18	95	-7	88	5	CIN 8	Field Goal	9	04:22	02:12	2:10	Missed FG	CIN 32	3	6	0	6	0	CIN 38	Punt
10	06:25	03:02	3:23	Punt	PIT 15	12	73	0	73	4	CIN 11	Downs	10	08:09	06:25	1:44	Kickoff	CIN 29	3	12	-5	7	0	CIN 36	Punt
11	01:54	01:23	0:31	Punt	PIT 27	4	8	0	8	0	PIT 35	Downs	11	03:02	01:54	1:08	Downs	CIN 12	3	8	0	8	0	CIN 20	Punt
													12	01:23	00:00	1:23	Downs	PIT 35	2	-2	0	-2	0	PIT 36	End Game

WEEK 4: STEELERS 17, PACKERS 27

OCTOBER 3, 2021

STEELERS													PACKERS												
#	RECD	LOST	POSS	OBTAINED	BEGAN	PLAYS	YDS	PEN	NET	1ST	ENDED	GIVEN UP	#	RECD	LOST	POSS	OBTAINED	BEGAN	PLAYS	YDS	PEN	NET	1ST	ENDED	GIVEN UP
1	15:00	10:04	4:56	Kickoff	PIT 25	8	75	0	75	3	GB 45	Touchdown	1	10:04	04:10	5:54	Kickoff	GB 22	8	38	0	38	2	PIT 40	Punt
2	04:10	03:13	0:57	Punt	PIT 4	3	5	0	5	0	PIT 9	Punt	2	03:13	13:22	4:51	Punt	GB 36	13	64	0	64	5	PIT 4	Touchdown
3	13:22	12:28	0:54	Kickoff	PIT 25	3	-2	0	-2	0	PIT 29	Fumble	3	12:28	10:55	1:33	Fumble	PIT 23	4	33	-10	23	1	PIT 23	Touchdown
4	10:55	05:41	5:14	Kickoff	PIT 25	10	51	-10	41	3	GB 34	Field Goal	4	05:41	00:05	5:36	Kickoff	GB 16	13	71	5	76	5	PIT 8	Field Goal
5	00:05	00:00	0:05	Kickoff		0	0	0	0	0		End Half	5	15:00	09:31	5:29	Kickoff	GB 25	12	58	6	64	4	PIT 11	Field Goal
6	09:31	07:01	2:30	Kickoff	PIT 8	5	12	0	12	1	PIT 20	Punt	6	07:01	04:46	2:15	Punt	PIT 40	4	40	0	40	3	PIT 1	Touchdown
7	04:46	02:33	2:13	Kickoff	PIT 36	7	31	0	31	2	GB 32	Downs	7	02:33	01:41	0:52	Downs	GB 33	2	29	0	29	1	PIT 39	Fumble
8	01:41	14:14	2:27	Fumble	PIT 35	6	28	-5	23	2	GB 42	Punt	8	14:14	12:35	1:39	Punt	GB 5	3	1	0	1	0	GB 6	Punt
9	12:35	10:05	2:30	Punt	PIT 37	7	18	0	18	1	GB 47	Downs	9	10:05	06:57	3:08	Downs	GB 45	7	20	0	20	1	PIT 35	Downs
10	06:57	04:04	2:53	Downs	PIT 35	8	60	5	65	5	GB 1	Touchdown	10	04:04	01:51	2:13	Kickoff	GB 25	6	15	0	15	1	GB 40	Punt
11	01:51	01:11	0:40	Punt	PIT 29	2	4	0	4	0	PIT 33	Interception	11	01:11	00:00	1:11	Interception	GB 42	2	-2	0	-2	0	GB 41	End Game

WEEK 5: STEELERS 27, BRONCOS 19													OCTOBER 10, 2021												
STEELERS													BRONCOS												
#	RECD	LOST	POSS	OBTAINED	BEGAN	PLAYS	YDS	PEN	NET	1ST	ENDED	GIVEN UP	#	RECD	LOST	POSS	OBTAINED	BEGAN	PLAYS	YDS	PEN	NET	1ST	ENDED	GIVEN UP
1	15:00	12:02	2:58	Kickoff	PIT 15	6	85	0	85	2	PIT 47	Touchdown	1	12:02	09:55	2:07	Kickoff	DEN 25	3	11	-5	6	0	DEN 31	Punt
2	09:55	03:57	5:58	Punt	PIT 17	10	28	-5	23	3	PIT 49	Fumble	2	03:57	01:43	2:14	Fumble	PIT 29	4	8	0	8	0	PIT 21	Field Goal
3	01:43	12:42	4:01	Kickoff	PIT 25	9	45	0	45	3	DEN 30	Field Goal	3	12:42	11:44	0:58	Kickoff	DEN 23	8	8	0	8	0	DEN 30	Punt
4	11:44	10:04	1:40	Punt	PIT 9	3	8	0	8	0	PIT 17	Punt	4	10:04	05:47	4:17	Punt	DEN 40	7	54	-5	49	1	PIT 11	Field Goal
5	05:47	02:12	3:35	Kickoff	PIT 25	6	63	12	75	3	DEN 1	Touchdown	5	02:12	01:31	0:41	Kickoff	DEN 25	5	26	0	26	2	PIT 49	Punt
6	01:31	00:00	1:31	Punt	PIT 10	4	19	-5	14	1	PIT 26	End Half	6	15:00	09:57	5:03	Kickoff	DEN 15	8	38	0	38	3	PIT 47	Punt
7	09:57	02:41	7:16	Punt	PIT 14	14	81	5	86	5	DEN 18	Touchdown	7	02:41	10:15	7:26	Kickoff	DEN 25	14	85	-10	75	5	PIT 2	Touchdown
8	10:15	07:40	2:35	Kickoff	PIT 18	3	14	-10	4	0	PIT 22	Punt	8	07:40	05:46	1:54	Punt	DEN 28	5	72	0	72	3	PIT 39	Touchdown
9	05:46	02:29	3:17	Kickoff	PIT 25	7	49	0	49	2	DEN 26	Field Goal	9	02:29	00:11	2:18	Kickoff	DEN 25	11	72	0	72	3	PIT 3	Interception
10	00:11	00:00	0:11	Interception	PIT 20	1	-1	0	-1	0	PIT 20	End Game													

WEEK 6: STEELERS 23, SEAHAWKS 20													OCTOBER 17, 2021												
STEELERS													SEAHAWKS												
#	RECD	LOST	POSS	OBTAINED	BEGAN	PLAYS	YDS	PEN	NET	1ST	ENDED	GIVEN UP	#	RECD	LOST	POSS	OBTAINED	BEGAN	PLAYS	YDS	PEN	NET	1ST	ENDED	GIVEN UP
1	15:00	12:19	2:41	Kickoff	PIT 37	3	13	-5	8	0	PIT 45	Punt	1	12:19	10:14	2:05	Punt	SEA 10	3	8	0	8	0	SEA 18	Punt
2	10:14	08:04	2:10	Punt	PIT 31	5	18	0	18	1	PIT 49	Punt	2	08:04	04:55	3:09	Punt	SEA 16	7	51	-10	41	2	PIT 43	Punt
3	04:55	00:35	4:20	Punt	PIT 20	6	25	-10	15	1	PIT 35	Punt	3	00:35	14:11	1:24	Punt	SEA 21	3	9	0	9	0	SEA 30	Punt
4	14:11	10:01	4:10	Punt	PIT 46	8	54	0	54	4	SEA 5	Touchdown	4	10:01	08:03	1:58	Kickoff	SEA 31	4	6	0	6	1	SEA 37	Punt
5	08:03	01:24	6:59	Punt	PIT 16	14	64	20	84	7	SEA 1	Touchdown	5	01:04	00:36	0:28	Kickoff	SEA 25	3	-8	0	-8	0	SEA 17	Punt
6	00:36	00:11	0:25	Punt	PIT 41	3	3	0	3	0	PIT 44	Punt	6	00:11	00:00	0:11	Punt	SEA 20	1	-1	0	-1	0	SEA 20	End Half
7	09:55	05:46	4:09	Kickoff	PIT 25	9	76	-10	66	3	SEA 9	Field Goal	7	15:00	09:55	5:05	Kickoff	SEA 25	10	72	3	75	6	PIT 2	Touchdown
8	03:02	01:25	1:37	Kickoff	PIT 23	3	3	0	3	0	PIT 26	Punt	8	05:46	03:02	2:44	Kickoff	SEA 40	6	60	0	60	3	PIT 1	Touchdown
9	12:59	11:32	1:27	Kickoff	PIT 17	3	18	0	18	2	PIT 38	Fumble	9	01:25	12:59	3:26	Punt	SEA 42	8	36	0	36	2	PIT 22	Field Goal
10	09:45	07:29	2:16	Punt	PIT 20	5	15	0	15	1	PIT 35	Punt	10	11:32	09:45	1:47	Fumble	PIT 35	3	6	-10	-4	0	PIT 39	Punt
11	05:19	01:30	3:49	Punt	PIT 26	9	50	-10	40	3	SEA 34	Field Goal	11	07:29	05:19	2:10	Punt	SEA 18	3	5	0	5	0	SEA 23	Punt
12	06:31	04:27	2:04	Punt	PIT 20	3	9	0	9	0	PIT 29	Punt	12	01:30	00:00	1:30	Kickoff	SEA 25	9	50	0	50	3	PIT 25	Field Goal
13	04:16	02:50	1:26	Fumble	SEA 16	3	-3	0	-3	0	SEA 19	Field Goal	13	10:00	06:31	3:29	Kickoff	SEA 27	5	15	0	15	1	SEA 42	Punt
													14	04:27	04:16	0:11	Punt	SEA 15	1	0	0	0	0	SEA 15	Fumble

WEEK 8: STEELERS 15, BROWNS 10													OCTOBER 31, 2021												
STEELERS													BROWNS												
#	RECD	LOST	POSS	OBTAINED	BEGAN	PLAYS	YDS	PEN	NET	1ST	ENDED	GIVEN UP	#	RECD	LOST	POSS	OBTAINED	BEGAN	PLAYS	YDS	PEN	NET	1ST	ENDED	GIVEN UP
1	08:09	04:19	3:50	Kickoff	PIT 25	7	27	-5	22	2	PIT 47	Punt	1	15:00	08:09	6:51	Kickoff	CLE 25	13	63	0	63	4	PIT 12	Field Goal
2	14:54	09:18	5:36	Downs	PIT 40	10	57	-10	47	2	CLE 13	Field Goal	2	04:19	14:54	4:25	Punt	CLE 15	8	50	-5	45	2	PIT 39	Downs
3	08:30	07:16	1:14	Punt	PIT 23	3	0	0	0	0	PIT 23	Punt	3	09:18	08:30	0:48	Kickoff	CLE 25	3	0	0	0	0	CLE 25	Punt
4	06:07	01:38	4:29	Punt	PIT 37	12	53	0	53	4	CLE 10	Downs	4	07:16	06:07	1:09	Punt	CLE 22	3	-5	0	-5	0	CLE 17	Punt
5	00:21	00:00	0:21	Punt	PIT 35	1	0	0	0	0	PIT 35	End Half	5	01:38	00:21	1:17	Downs	CLE 10	5	24	0	24	1	CLE 34	Punt
6	15:00	13:55	1:05	Kickoff	PIT 27	3	5	0	5	0	PIT 32	Punt	6	13:55	09:36	4:19	Punt	CLE 14	8	81	5	86	6	PIT 10	Touchdown
7	09:36	03:39	5:57	Kickoff	PIT 22	12	78	0	78	5	CLE 8	Touchdown	7	03:39	01:42	1:57	Kickoff	CLE 40	3	9	-5	4	0	CLE 44	Punt
8	01:42	11:04	5:38	Punt	PIT 17	13	88	-5	83	7	CLE 2	Touchdown	8	11:04	06:04	5:00	Kickoff	CLE 20	8	59	0	59	3	PIT 32	Fumble
9	06:04	04:22	1:42	Fumble	PIT 20	3	8	-5	3	0	PIT 23	Punt	9	04:22	01:53	2:29	Punt	CLE 39	8	25	10	35	3	PIT 26	Downs
10	01:53	00:00	1:53	Downs	PIT 26	6	54	-5	49	1	CLE 25	Downs													

WEEK 9: STEELERS 29, BEARS 27													NOVEMBER 8, 2021												
STEELERS													BEARS												
#	RECD	LOST	POSS	OBTAINED	BEGAN	PLAYS	YDS	PEN	NET	1ST	ENDED	GIVEN UP	#	RECD	LOST	POSS	OBTAINED	BEGAN	PLAYS	YDS	PEN	NET	1ST	ENDED	GIVEN UP
1	13:02	09:42	3:20	Punt	PIT 41	6	54	5	59	4	CHI 10	Touchdown	1	15:00	13:02	1:58	Kickoff	CHI 22	3	8	0	8	0	CHI 30	Punt
2	07:40	04:29	3:11	Punt	PIT 42	6	8	0	8	1	PIT 48	Punt	2	09:42	07:40	2:02	Kickoff	CHI 11	3	14	-10	4	0	CHI 15	Punt
3	02:03	13:22	3:41	Interception	CHI 36	9	31	5	36	3	CHI 4	Touchdown	3	04:29	02:03	2:26	Punt	CHI 12	5	30	0	30	2	CHI 42	Interception
4	11:49	09:12	2:37	Punt	PIT 17	4	12	-9	3	0	PIT 20	Punt	4	13:22	11:49	1:33	Kickoff	CHI 25	3	7	0	7	0	CHI 32	Punt
5	06:44	04:47	1:57	Punt	PIT 9	3	9	0	9	0	PIT 18	Punt	5	09:12	06:44	2:28	Punt	CHI 48	4	17	-5	12	1	PIT 40	Punt
6	00:15	00:00	0:15	Kickoff	PIT 25	1	-1	0	-1	0	PIT 25	End Half	6	04:47	00:15	4:32	Punt	CHI 36	12	51	1	52	3	PIT 12	Field Goal
7	15:00	12:42	2:18	Kickoff	PIT 30	3	7	15	22	1	CHI 48	Punt	7	12:42	07:43	4:59	Punt	CHI 7	10	104	-15	89	4	PIT 4	Field Goal
8	07:43	02:08	5:35	Kickoff	PIT 25	9	75	0	75	4	CHI 10	Touchdown	8	02:08	14:17	2:51	Kickoff	CHI 18	6	82	0	82	4	PIT 15	Touchdown
9	14:17	11:54	2:23	Kickoff	PIT 25	4	9	30	39	1	CHI 36	Field Goal	9	11:54	11:47	0:07	Kickoff	CHI 0	0	0	0	0	0		Fumble
10	11:47	07:58	3:49	Fumble	CHI 42	6	-2	5	3	1	CHI 39	Punt	10	07:58	06:31	1:27	Punt	CHI 20	3	3	0	3	0	CHI 23	Punt
11	06:31	02:52	3:39	Kickoff	PIT 25	11	26	15	41	3	CHI 34	Field Goal	11	02:52	01:46	1:06	Kickoff	CHI 25	7	75	0	75	3	PIT 16	Touchdown
12	01:46	00:26	1:20	Kickoff	PIT 25	7	52	0	52	2	CHI 23	Field Goal	12	00:26	00:00	0:26	Kickoff	CHI 25	5	23	5	28	3	PIT 47	Missed FG

WEEK 10: STEELERS 16, LIONS 16

NOVEMBER 14, 2021

STEELERS											LIONS														
#	RECD	LOST	POSS	OBTAINED	BEGAN	PLAYS	YDS	PEN	NET	1ST ENDED	GIVEN UP	#	RECD	LOST	POSS	OBTAINED	BEGAN	PLAYS	YDS	PEN	NET	1ST ENDED	GIVEN UP		
1	15:00	09:40	5:20	Kickoff	PIT 17	10	54	29	83	5	DET 9	Touchdown	1	09:40	08:01	1:39	Kickoff	DET 16	13	10	-5	5	0	DET 21	Punt
2	08:01	06:37	1:24	Punt	PIT 40	3	6	0	6	0	PIT 46	Punt	2	06:37	04:27	2:10	Punt	DET 15	13	9	0	9	0	DET 24	Punt
3	04:27	01:39	2:48	Punt	PIT 28	6	27	0	27	2	DET 45	Interception	3	01:39	00:20	1:19	Interception	DET 48	3	0	0	0	0	DET 48	Punt
4	00:20	14:11	1:09	Punt	PIT 20	3	6	0	6	0	PIT 26	Punt	4	14:11	12:43	1:28	Punt	PIT 39	3	39	0	39	2	PIT 28	Touchdown
5	12:43	04:22	8:21	Kickoff	PIT 25	13	78	-5	73	4	DET 2	Field Goal	5	04:22	00:00	4:22	Kickoff	DET 31	12	67	0	67	3	PIT 2	Field Goal
6	12:09	08:26	3:43	Kickoff	PIT 26	13	54	15	69	4	DET 5	Field Goal	6	15:00	12:09	2:51	Kickoff	DET 15	6	85	0	85	4	DET 42	Touchdown
7	04:32	01:48	2:44	Punt	PIT 20	6	21	0	21	1	PIT 41	Punt	7	08:26	04:32	3:54	Kickoff	DET 33	6	28	0	28	1	PIT 39	Punt
8	14:52	11:31	3:21	Punt	PIT 27	6	27	-10	17	1	DET 33	Field Goal	8	01:48	14:52	1:56	Punt	DET 18	3	0	-5	-5	0	DET 19	Punt
9	07:09	04:27	2:42	Punt	PIT 29	5	19	0	19	1	PIT 48	Punt	9	11:31	07:09	4:22	Kickoff	DET 25	7	6	4	10	1	DET 35	Punt
10	03:22	02:22	1:00	Punt	DET 48	3	3	0	3	0	DET 45	Punt	10	04:27	03:22	1:05	Punt	DET 13	3	-11	0	-11	0	DET 2	Punt
11	00:19	00:00	0:19	Punt	PIT 22	1	-1	0	-1	0	PIT 22	End Half	11	02:22	00:19	2:03	Punt	DET 20	8	25	0	25	2	DET 45	Punt
12	07:32	06:42	0:50	Punt	PIT 17	2	38	0	38	0	PIT 19	Fumble	12	10:00	07:32	2:28	Kickoff	DET 26	4	24	0	24	1	PIT 41	Punt
13	04:03	02:25	1:38	Missed FG	PIT 38	3	-15	0	-15	0	PIT 23	Punt	13	06:42	04:03	2:39	Fumble	DET 45	5	15	10	25	2	PIT 30	Missed FG
14	01:37	00:08	1:29	Punt	PIT 11	10	51	0	51	4	DET 39	Fumble	14	02:25	01:37	0:48	Punt	DET 45	3	-13	0	-13	0	DET 32	Punt
													15	00:08	00:00	0:08	Fumble	DET 38	1	22	0	22	1	DET 38	End Game

WEEK 11: STEELERS 37, CHARGERS 41

NOVEMBER 21, 2021

STEELERS											CHARGERS														
#	RECD	LOST	POSS	OBTAINED	BEGAN	PLAYS	YDS	PEN	NET	1ST ENDED	GIVEN UP	#	RECD	LOST	POSS	OBTAINED	BEGAN	PLAYS	YDS	PEN	NET	1ST ENDED	GIVEN UP		
1	15:00	08:29	6:31	Kickoff	PIT 25	13	42	15	57	4	LAC 18	Field Goal	1	08:29	02:09	6:20	Kickoff	LAC 27	12	85	-12	73	6	PIT 6	Touchdown
2	02:09	10:36	6:33	Kickoff	PIT 25	12	68	5	73	4	LAC 2	Downs	2	10:36	03:42	6:54	Downs	LAC 2	12	98	0	98	7	PIT 10	Touchdown
3	03:42	01:09	2:33	Kickoff	PIT 36	7	64	0	64	4	LAC 10	Touchdown	3	01:09	00:02	1:07	Kickoff	LAC 25	8	57	6	63	5	PIT 12	Field Goal
4	00:02	00:00	0:02	Kickoff		0	0	0	0	0		End Half	4	15:00	11:50	3:10	Kickoff	LAC 30	6	75	-5	70	4	PIT 17	Touchdown
5	11:50	10:08	1:42	Kickoff	PIT 25	3	2	0	2	0	PIT 27	Punt	5	10:08	03:40	6:28	Punt	LAC 26	11	61	-10	51	4	PIT 23	Field Goal
6	03:40	14:10	4:30	Kickoff	PIT 25	10	57	0	57	2	LAC 18	Field Goal	6	14:10	12:33	1:37	Kickoff	LAC 25	3	7	0	7	0	LAC 32	Blocked Punt
7	12:33	11:35	0:58	Blocked Punt	LAC 3	4	-1	4	3	2	LAC 1	Touchdown	7	11:35	08:48	2:47	Kickoff	LAC 25	7	69	6	75	5	PIT 5	Touchdown
8	08:48	04:49	3:59	Kickoff	PIT 25	9	75	0	75	4	LAC 5	Touchdown	8	04:49	04:36	0:13	Kickoff	LAC 25	2	0	0	0	0	LAC 25	Interception
9	04:36	04:23	0:13	Interception	LAC 11	2	5	6	11	2	LAC 5	Touchdown	9	04:23	03:43	0:40	Kickoff	LAC 25	4	9	0	9	0	LAC 34	Downs
10	03:43	03:24	0:19	Downs	LAC 11	7	7	0	7	0	LAC 27	Field Goal	10	03:24	02:09	1:15	Kickoff	LAC 25	3	75	0	75	2	LAC 47	Touchdown
11	02:09	01:15	0:54	Kickoff	PIT 25	4	-19	-3	-22	0	PIT 3	Downs	11	01:15	00:00	1:15	Downs	PIT 3	3	-3	0	-3	0	PIT 5	End Game

WEEK 12: STEELERS 10, BENGALS 41

NOVEMBER 28, 2021

STEELERS											BENGALS														
#	RECD	LOST	POSS	OBTAINED	BEGAN	PLAYS	YDS	PEN	NET	1ST ENDED	GIVEN UP	#	RECD	LOST	POSS	OBTAINED	BEGAN	PLAYS	YDS	PEN	NET	1ST ENDED	GIVEN UP		
1	09:29	07:56	1:33	Kickoff	PIT 23	3	14	0	14	1	PIT 37	Interception	1	15:00	09:29	5:31	Kickoff	CIN 25	10	71	4	75	5	PIT 8	Touchdown
2	06:01	02:17	3:44	Kickoff	PIT 25	8	53	0	53	2	CIN 22	Field Goal	2	07:56	06:01	1:55	Interception	PIT 5	4	-8	0	-8	0	PIT 13	Field Goal
3	14:15	10:18	3:57	Kickoff	PIT 25	7	28	0	28	2	CIN 47	Punt	3	02:17	14:15	3:02	Kickoff	CIN 25	6	75	0	75	4	PIT 32	Touchdown
4	02:43	01:48	0:55	Kickoff	PIT 25	3	9	0	9	0	PIT 34	Punt	4	10:18	02:43	7:35	Punt	CIN 16	14	78	6	84	6	PIT 1	Touchdown
5	00:37	00:30	0:07	Interception	PIT 21	1	0	0	0	0	PIT 21	Interception	5	01:48	00:37	1:11	Punt	CIN 29	6	45	-10	35	3	PIT 36	Interception
6	00:30	00:00	0:30	Kickoff	PIT 30	2	-9	0	-9	0	PIT 30	End Half	6	12:11	08:27	3:44	Punt	CIN 33	5	8	0	8	1	CIN 41	Punt
7	15:00	12:11	2:49	Kickoff	PIT 25	6	17	0	17	1	PIT 42	Punt	7	06:23	02:35	3:48	Fumble	PIT 45	8	12	0	12	1	PIT 33	Field Goal
8	08:27	06:23	2:04	Punt	PIT 18	5	27	0	27	2	PIT 45	Fumble	8	01:07	13:10	2:57	Punt	CIN 35	5	65	0	65	4	PIT 1	Touchdown
9	02:35	01:07	1:28	Kickoff	PIT 25	3	2	0	2	0	PIT 27	Punt	9	10:36	06:11	4:25	Punt	CIN 7	6	23	-3	20	1	CIN 27	Punt
10	13:10	10:36	2:34	Kickoff	PIT 23	6	43	-15	28	1	CIN 49	Punt	10	02:59	01:47	1:12	Kickoff	CIN 10	3	1	0	1	0	CIN 11	Punt
11	06:11	02:59	3:12	Punt	PIT 31	9	69	0	69	4	CIN 15	Touchdown													
12	01:47	00:00	1:47	Punt	PIT 36	7	48	0	48	3	CIN 27	End Game													

WEEK 13: STEELERS 20, RAVENS 19

DECEMBER 5, 2021

STEELERS											RAVENS														
#	RECD	LOST	POSS	OBTAINED	BEGAN	PLAYS	YDS	PEN	NET	1ST ENDED	GIVEN UP	#	RECD	LOST	POSS	OBTAINED	BEGAN	PLAYS	YDS	PEN	NET	1ST ENDED	GIVEN UP		
1	08:30	06:55	1:35	Interception	PIT 20	3	9	0	9	0	PIT 29	Punt	1	15:00	08:30	6:30	Kickoff	BAL 25	11	75	-10	65	4	PIT 10	Interception
2	05:17	04:04	1:13	Punt	PIT 27	3	8	0	8	0	PIT 35	Punt	2	06:55	05:17	1:38	Punt	BAL 33	3	-1	0	-1	0	BAL 32	Punt
3	08:37	06:16	2:21	Kickoff	PIT 18	4	24	0	24	1	PIT 42	Punt	3	04:04	08:37	10:27	Punt	BAL 1	16	94	5	99	7	PIT 3	Touchdown
4	01:48	00:27	1:21	Punt	PIT 13	9	52	0	52	3	BAL 35	Field Goal	4	06:16	01:48	4:28	Punt	BAL 27	6	15	5	20	2	BAL 47	Punt
5	15:00	12:44	2:16	Kickoff	PIT 10	6	11	-10	1	1	PIT 11	Punt	5	00:27	00:00	0:27	Kickoff	BAL 25	3	8	-10	-2	0	BAL 23	End Half
6	07:24	03:36	3:48	Kickoff	PIT 20	8	31	0	31	2	BAL 49	Punt	6	12:44	07:24	5:20	Punt	BAL 42	10	46	-5	41	3	PIT 17	Field Goal
7	00:39	14:01	1:38	Punt	PIT 22	4	78	0	78	2	BAL 29	Touchdown	7	03:36	00:39	2:57	Punt	BAL 24	6	19	-5	14	1	BAL 38	Punt
8	11:51	07:18	4:33	Kickoff	PIT 25	10	50	0	50	3	BAL 25	Field Goal	8	14:01	11:51	2:10	Kickoff	BAL 38	5	10	41	51	1	PIT 11	Field Goal
9	06:21	01:48	4:33	Punt	PIT 31	11	59	10	69	5	BAL 5	Touchdown	9	07:18	06:21	0:57	Kickoff	BAL 25	3	-5	0	-5	0	BAL 20	Punt
10	00:12	00:00	0:12	Kickoff	BAL 45	1	-1	0	-1	0	BAL 45	End Game	10	01:48	00:12	1:36	Kickoff	BAL 40	8	65	-5	60	4	PIT 6	Touchdown

WEEK 14: STEELERS 28, VIKINGS 36														DECEMBER 9, 2021													
STEELERS							VIKINGS							STEELERS							VIKINGS						
#	RECD	LOST	POSS	OBTAINED	BEGAN	PLAYS	YDS	PEN	NET	1ST	ENDED	GIVEN UP	#	RECD	LOST	POSS	OBTAINED	BEGAN	PLAYS	YDS	PEN	NET	1ST	ENDED	GIVEN UP		
1	11:43	05:32	6:11	Missed FG	PIT 43	11	36	-10	26	3	MIN 31	Missed FG	1	15:00	11:43	3:17	Kickoff	MIN 25	7	45	-5	40	2	PIT 35	Missed FG		
2	03:31	01:45	1:46	Kickoff	PIT 25	3	8	0	0	0	PIT 33	Punt	2	05:32	03:31	2:01	Missed FG	MIN 39	5	61	0	61	3	PIT 14	Touchdown		
3	14:43	13:01	1:42	Kickoff	PIT 25	3	-6	0	-6	0	PIT 19	Punt	3	01:45	14:43	2:02	Punt	MIN 43	7	37	0	37	2	PIT 20	Field Goal		
4	09:55	07:39	2:16	Kickoff	PIT 19	3	-4	0	-4	0	PIT 15	Punt	4	13:01	09:55	3:06	Punt	MIN 22	5	88	-10	78	4	PIT 29	Touchdown		
5	02:20	01:35	0:45	Kickoff	PIT 25	5	9	5	14	1	PIT 39	Punt	5	07:39	02:20	5:19	Punt	MIN 40	12	60	0	60	4	PIT 7	Touchdown		
6	00:44	00:00	0:44	Punt	PIT 33	2	23	-5	18	1	PIT 34	End Half	6	01:35	00:44	0:51	Punt	MIN 12	3	9	0	9	0	MIN 21	Punt		
7	15:00	12:25	2:35	Kickoff	PIT 12	3	-4	0	-4	0	PIT 8	Punt	7	12:25	09:36	2:49	Punt	PIT 34	7	10	0	10	1	PIT 24	Field Goal		
8	09:36	08:22	1:14	Kickoff	PIT 15	3	27	0	27	1	PIT 42	Interception	8	08:22	06:15	2:07	Interception	PIT 30	6	18	5	23	2	PIT 7	Field Goal		
9	06:15	02:11	4:04	Kickoff	PIT 25	10	65	10	75	5	MIN 3	Touchdown	9	02:11	02:03	0:08	Kickoff	MIN 25	25	0	0	0	0	MIN 25	Interception		
10	02:03	14:49	2:14	Interception	MIN 42	7	30	12	42	4	MIN 1	Touchdown	10	14:49	13:17	1:32	Kickoff	MIN 25	3	0	0	3	0	MIN 28	Punt		
11	13:17	12:11	1:06	Punt	PIT 31	3	69	0	69	2	MIN 30	Touchdown	11	12:11	10:51	1:20	Kickoff	MIN 25	3	75	0	75	2	MIN 38	Touchdown		
12	10:51	08:56	1:55	Kickoff	PIT 25	3	7	-5	-2	0	PIT 27	Punt	12	08:56	04:58	3:58	Punt	MIN 39	6	22	0	22	1	PIT 39	Interception		
13	04:58	04:14	0:44	Interception	MIN 21	2	21	0	21	1	MIN 15	Touchdown	13	04:14	02:16	1:58	Kickoff	MIN 25	6	30	-10	20	1	MIN 45	Punt		
14	02:16	00:00	2:16	Punt	PIT 4	12	94	-10	84	4	MIN 12	End Game															

WEEK 15: STEELERS 19, TITANS 13														DECEMBER 19, 2021													
STEELERS							TITANS							STEELERS							TITANS						
#	RECD	LOST	POSS	OBTAINED	BEGAN	PLAYS	YDS	PEN	NET	1ST	ENDED	GIVEN UP	#	RECD	LOST	POSS	OBTAINED	BEGAN	PLAYS	YDS	PEN	NET	1ST	ENDED	GIVEN UP		
1	15:00	13:23	1:37	Kickoff	PIT 25	4	18	0	18	1	PIT 43	Punt	1	13:23	11:16	2:07	Punt	TEN 30	3	2	0	2	0	TEN 32	Punt		
2	11:16	10:10	1:06	Punt	PIT 35	3	4	0	4	0	PIT 39	Punt	2	10:10	07:41	2:29	Punt	PIT 25	6	25	0	25	3	PIT 1	Touchdown		
3	07:41	06:07	1:34	Kickoff	PIT 25	3	-4	0	-4	0	PIT 21	Punt	3	06:07	01:13	4:54	Punt	TEN 47	11	40	5	45	3	PIT 8	Field Goal		
4	01:13	14:18	1:55	Kickoff	PIT 28	4	22	-5	17	1	PIT 45	Punt	4	14:18	12:46	1:32	Punt	TEN 15	3	13	0	13	0	TEN 20	Fumble		
5	12:46	10:32	2:11	Fumble	TEN 36	5	27	-5	18	1	TEN 18	Field Goal	5	10:35	00:18	10:17	Kickoff	TEN 22	19	79	-15	64	6	PIT 14	Field Goal		
6	00:18	00:00	0:18	Kickoff	PIT 22	4	40	0	40	2	TEN 38	Missed FG	6	15:00	11:26	3:34	Kickoff	TEN 25	5	24	0	24	1	TEN 49	Punt		
7	11:26	10:10	1:16	Punt	PIT 23	3	-4	-5	-1	0	PIT 24	Punt	7	10:10	07:07	3:03	Punt	TEN 20	5	0	0	0	1	TEN 20	Punt		
8	07:07	03:08	3:59	Punt	PIT 37	8	39	24	63	5	TEN 1	Touchdown	8	03:08	00:50	2:18	Kickoff	TEN 25	6	16	0	16	1	TEN 42	Fumble		
9	00:50	13:24	2:26	Fumble	TEN 41	7	22	9	31	2	TEN 10	Field Goal	9	13:24	09:16	4:08	Kickoff	TEN 25	7	43	-10	33	2	PIT 42	Interception		
10	09:16	07:20	1:56	Interception	TEN 31	4	4	0	4	0	TEN 27	Field Goal	10	07:20	06:36	0:44	Kickoff	TEN 25	2	10	0	10	1	TEN 36	Fumble		
11	06:36	04:29	2:07	Fumble	TEN 35	4	5	0	5	0	TEN 30	Field Goal	11	04:29	00:27	4:02	Kickoff	TEN 25	13	65	0	65	4	PIT 16	Downs		
12	00:27	00:00	0:27	Downs	PIT 10	1	-1	0	-1	0	PIT 10	End Game															

WEEK 16: STEELERS 10, CHIEFS 36														DECEMBER 26, 2021													
STEELERS							CHIEFS							STEELERS							CHIEFS						
#	RECD	LOST	POSS	OBTAINED	BEGAN	PLAYS	YDS	PEN	NET	1ST	ENDED	GIVEN UP	#	RECD	LOST	POSS	OBTAINED	BEGAN	PLAYS	YDS	PEN	NET	1ST	ENDED	GIVEN UP		
1	15:00	12:17	2:43	Kickoff	PIT 25	5	8	0	8	1	PIT 33	Punt	1	12:17	04:07	8:10	Punt	KC 27	14	68	5	73	7	PIT 1	Touchdown		
2	04:07	03:59	0:08	Kickoff	PIT 25	1	0	0	0	0	PIT 25	Interception	2	03:59	01:05	2:54	Interception	PIT 49	6	44	5	49	3	PIT 5	Touchdown		
3	01:05	13:46	2:19	Kickoff	PIT 20	5	17	0	17	1	PIT 37	Punt	3	13:46	08:45	5:01	Punt	KC 20	10	54	0	54	3	PIT 26	Field Goal		
4	08:45	05:03	3:42	Kickoff	PIT 25	9	57	0	57	3	KC 18	Missed FG	4	05:03	02:13	2:50	Missed FG	KC 26	6	74	0	74	3	PIT 8	Touchdown		
5	02:13	01:23	0:50	Kickoff	PIT 25	4	6	0	6	0	PIT 34	Downs	5	01:23	00:18	1:05	Downs	PIT 31	6	15	-5	10	1	PIT 21	Missed FG		
6	00:18	00:00	0:18	Missed FG	PIT 29	3	21	0	21	1	PIT 44	End Half	6	15:00	13:26	1:34	Kickoff	KC 25	3	9	-5	4	0	KC 29	Punt		
7	13:26	12:44	0:42	Punt	PIT 30	2	10	0	10	0	PIT 38	Fumble	7	12:44	08:53	3:51	Fumble	KC 49	7	51	0	51	4	PIT 16	Touchdown		
8	08:53	03:34	5:19	Kickoff	PIT 30	15	58	-4	54	4	KC 16	Field Goal	8	03:34	11:57	6:37	Kickoff	KC 25	12	59	0	59	4	PIT 16	Field Goal		
9	11:57	11:43	0:14	Kickoff	PIT 30	1	-13	0	-13	0	PIT 30	Fumble	9	11:43	09:41	2:02	Fumble	PIT 7	4	-5	0	-5	0	PIT 12	Field Goal		
10	09:41	02:54	6:47	Kickoff	PIT 15	17	85	0	85	6	KC 15	Touchdown	10	02:54	00:16	0:38	Kickoff	KC 25	3	6	0	6	0	KC 31	Punt		
11	02:16	00:00	2:16	Punt	PIT 39	10	54	0	54	4	KC 19	End Game															

WEEK 17: STEELERS 26, BROWNS 14														JANUARY 3, 2022													
STEELERS							BROWNS							STEELERS							BROWNS						
#	RECD	LOST	POSS	OBTAINED	BEGAN	PLAYS	YDS	PEN	NET	1ST	ENDED	GIVEN UP	#	RECD	LOST	POSS	OBTAINED	BEGAN	PLAYS	YDS	PEN	NET	1ST	ENDED	GIVEN UP		
1	15:00	12:14	2:46	Kickoff	PIT 25	5	14	0	14	1	PIT 39	Punt	1	12:14	10:43	1:31	Punt	CLE 27	5	18	0	18	1	CLE 45	Punt		
2	10:43	07:57	2:46	Punt	PIT 20	5	-5	-5	10	1	PIT 30	Punt	2	07:57	05:28	2:29	Punt	CLE 27	5	40	-5	35	1	PIT 38	Downs		
3	05:28	00:43	4:45	Downs	PIT 38	10	26	0	26	2	CLE 36	Downs	3	00:43	14:53	0:50	Downs	CLE 36	3	-6	0	-6	0	CLE 30	Punt		
4	14:53	10:39	4:14	Punt	PIT 34	10	46	20	66	5	CLE 5	Touchdown	4	10:39	09:46	0:53	Kickoff	CLE 24	3	1	0	1	0	CLE 25	Punt		
5	09:46	07:09	2:37	Punt	PIT 37	3	7	0	7	0	PIT 44	Punt	5	07:09	07:03	0:06	Punt	CLE 26	1	0	0	0	0	CLE 26	Interception		
6	07:03	03:02	4:01	Interception	CLE 43	11	39	0	39	3	CLE 4	Field Goal	6	03:02	00:34	2:28	Kickoff	CLE 21	9	38	-5	33	2	PIT 46	Punt		
7	00:34	00:00	0:34	Punt	PIT 19	6	15	15	30	2	PIT 49	Interception	7	15:00	12:36	2:24	Kickoff	CLE 35	6	0	0	0	0	CLE 41	Punt		
8	12:36	08:20	4:16	Punt	PIT 22	11	61	5	66	3	CLE 12	Field Goal	8	08:20	05:06	3:14	Kickoff	CLE 26	5	17	0	17	1	CLE 43	Punt		
9	05:06	02:58	2:08	Punt	PIT 5	3	-1	0	-1	0	PIT 4	Punt	9	02:58	00:56	2:02	Punt	PIT 48	4	48	0	48	2	PIT 3	Touchdown		
10	00:56	00:02	0:54	Kickoff	PIT 25	3	1	0	1	0	PIT 26	Punt	10	00:02	13:36	1:26	Punt	CLE 30	5	-16	-10	1	0	CLE 36	Punt		
11	13:36	09:46	3:50	Punt	PIT 43	8	25	0	25	2	CLE 32	Field Goal	11	09:46	07:23	2:23	Kickoff	CLE 25	3	-3	-17	-20	0	CLE 5	Punt		
12	07:23	05:48	1:35	Punt	CLE 37	4	7	0	7	0	CLE 30	Field Goal	12	05:48	01:10	4:38	Kickoff	CLE 24	17	50	26	76	7	PIT 1	Touchdown		
13	01:10	00:51	0:19	Kickoff	CLE 45	3	45	0	45	1	CLE 37	Touchdown	13	00:51	00:10	0:41	Kickoff	CLE 20	4	7	0	7	0	CLE 27	Interception		
14	00:10	00:00	0:10	Interception	CLE 37	1	-1	0	-1	0	CLE 37	End Game															

WEEK 18: STEELERS 16, RAVENS 13

JANUARY 9, 2022

STEELERS											RAVENS														
#	RECD	LOST	POSS	OBTAINED	BEGAN	PLAYS	YDS	PEN	NET	1ST	ENDED	GIVEN UP	#	RECD	LOST	POSS	OBTAINED	BEGAN	PLAYS	YDS	PEN	NET	1ST	ENDED	GIVEN UP
1	15:00	12:43	2:17	Kickoff	PIT 38	3	6	0	6	0	PIT 44	Punt	1	12:43	09:57	2:46	Punt	BAL 20	5	19	0	19	1	BAL 46	Fumble
2	09:57	06:06	3:51	Fumble	BAL 39	7	34	-5	29	2	BAL 10	Field Goal	2	06:06	03:56	2:10	Kickoff	BAL 31	4	15	-5	10	1	BAL 41	Interception
3	03:56	01:34	2:22	Interception	PIT 34	4	11	0	11	1	PIT 45	Interception	3	01:34	14:14	2:20	Interception	BAL 25	5	30	0	30	1	PIT 45	Downs
4	14:14	12:21	1:53	Downs	PIT 45	3	1	0	1	0	PIT 46	Punt	4	12:21	11:26	0:55	Punt	BAL 20	3	3	0	3	0	BAL 23	Punt
5	11:26	08:46	2:40	Punt	PIT 29	5	29	0	29	1	BAL 42	Punt	5	08:46	05:34	3:12	Punt	BAL 16	7	25	0	25	2	BAL 41	Punt
6	05:34	04:29	1:05	Punt	PIT 19	3	2	0	2	0	PIT 21	Punt	6	04:29	02:35	1:54	Punt	BAL 30	4	27	0	27	1	PIT 43	Punt
7	02:35	01:46	0:49	Punt	PIT 7	3	0	0	0	0	PIT 7	Punt	7	01:46	00:11	1:35	Punt	PIT 40	8	31	3	34	3	PIT 6	Field Goal
8	00:11	00:00	0:11	Kickoff	PIT 26	1	-1	0	-1	0	PIT 26	End Half	8	15:00	12:32	2:28	Kickoff	BAL 32	5	68	0	68	3	PIT 46	Touchdown
9	12:32	07:41	4:51	Kickoff	PIT 28	8	50	0	50	3	BAL 22	Field Goal	9	07:41	05:34	2:07	Kickoff	BAL 34	3	8	0	8	0	BAL 42	Punt
10	05:34	04:06	1:28	Punt	PIT 35	3	-6	0	-6	0	PIT 29	Punt	10	04:06	14:53	4:13	Punt	BAL 25	8	64	0	64	3	PIT 11	Interception
11	14:53	09:55	4:58	Interception	PIT 20	8	45	-15	30	2	PIT 43	Punt	11	09:55	08:07	1:48	Punt	BAL 14	3	9	0	9	0	BAL 23	Punt
12	08:07	02:54	5:13	Punt		10	60	-10	50	4	BAL 6	Touchdown	12	02:54	01:13	1:41	Kickoff	BAL 32	7	40	0	40	2	PIT 28	Field Goal
13	01:13	00:38	0:35	Kickoff	PIT 25	4	19	0	19	1	PIT 44	Punt	13	00:38	00:07	0:31	Punt	BAL 18	4	12	0	12	1	BAL 30	Punt
14	00:07	00:00	0:07	Punt	PIT 31	1	-1	0	-1	0	PIT 31	End Half	14	10:00	06:24	3:36	Kickoff	BAL 24	7	23	0	23	2	BAL 47	Punt
15	06:24	01:56	4:28	Punt	PIT 17	15	65	0	65	5	BAL 18	Field Goal													

## STEELERS 2021 REGULAR SEASON THIRD DOWN EFFICIENCY

STEELERS												
Date	Opponent	3rd & 1	3rd & 2	3rd & 3	3rd & 4	3rd & 5	3rd & 6	3rd & 7	3rd & 8	3rd & 9	3rd & 10+	Total
09/12	at Buffalo	1 / 1	1 / 1	0 / 0	1 / 4	0 / 1	0 / 1	0 / 0	1 / 1	0 / 0	0 / 3	4 / 12
09/19	Las Vegas	0 / 0	1 / 1	0 / 0	0 / 1	1 / 1	0 / 1	0 / 0	2 / 2	0 / 1	1 / 5	5 / 12
09/26	Cincinnati	0 / 0	3 / 4	0 / 0	2 / 3	2 / 2	0 / 2	0 / 0	0 / 0	0 / 0	2 / 8	9 / 19
10/03	at Green Bay	1 / 1	1 / 1	1 / 1	1 / 3	0 / 2	0 / 1	0 / 0	0 / 1	0 / 0	0 / 1	4 / 11
10/10	Denver	1 / 1	2 / 3	2 / 2	0 / 0	0 / 1	0 / 0	1 / 2	0 / 0	0 / 0	1 / 3	7 / 12
10/17	Seattle	1 / 1	1 / 1	1 / 1	1 / 2	0 / 0	0 / 1	0 / 1	0 / 1	0 / 2	1 / 4	5 / 14
10/31	at Cleveland	0 / 0	1 / 2	0 / 0	0 / 0	2 / 3	0 / 0	0 / 0	0 / 2	1 / 1	0 / 5	4 / 13
11/08	Chicago	2 / 5	0 / 2	0 / 1	1 / 1	0 / 0	0 / 0	2 / 2	1 / 2	0 / 0	0 / 4	6 / 17
11/14	Detroit	1 / 1	0 / 0	1 / 2	1 / 3	0 / 2	1 / 1	0 / 1	2 / 3	1 / 1	0 / 3	7 / 17
11/21	at L.A. Chargers	0 / 0	3 / 4	2 / 3	0 / 1	2 / 4	1 / 1	0 / 0	0 / 1	0 / 0	0 / 1	8 / 15
11/28	at Cincinnati	0 / 1	2 / 2	0 / 0	0 / 0	0 / 0	1 / 2	2 / 3	0 / 0	1 / 1	1 / 4	7 / 13
12/05	Baltimore	2 / 3	2 / 3	0 / 0	0 / 0	1 / 1	0 / 0	0 / 0	0 / 2	0 / 0	0 / 3	5 / 12
12/09	at Minnesota	1 / 3	2 / 2	0 / 0	1 / 2	0 / 0	0 / 1	0 / 1	0 / 0	0 / 0	0 / 4	4 / 13
12/19	Tennessee	2 / 2	0 / 0	0 / 0	0 / 1	0 / 1	0 / 1	0 / 1	0 / 1	0 / 1	0 / 3	2 / 11
12/26	at Kansas City	1 / 1	0 / 0	0 / 0	2 / 6	0 / 0	1 / 1	0 / 1	1 / 1	0 / 0	0 / 3	5 / 13
01/03	Cleveland	0 / 0	2 / 3	1 / 3	0 / 1	0 / 0	0 / 1	2 / 2	0 / 1	0 / 2	0 / 5	5 / 18
01/09	at Baltimore	1 / 2	0 / 0	0 / 0	0 / 1	0 / 0	2 / 2	1 / 3	0 / 3	2 / 2	0 / 4	6 / 17
<b>TOTALS</b>		<b>14 / 22</b>	<b>21 / 29</b>	<b>8 / 13</b>	<b>10 / 29</b>	<b>8 / 18</b>	<b>6 / 16</b>	<b>8 / 17</b>	<b>7 / 21</b>	<b>5 / 11</b>	<b>6 / 63</b>	<b>93 / 239</b>
		<b>63.6%</b>	<b>72.4%</b>	<b>61.5%</b>	<b>34.5%</b>	<b>44.4%</b>	<b>37.5%</b>	<b>47.1%</b>	<b>33.3%</b>	<b>45.5%</b>	<b>9.5%</b>	<b>38.9%</b>
		<b>3RD &amp; 1-3: 43 / 64 = 67.2%</b>			<b>3RD &amp; 4-6: 24 / 63 = 38.1%</b>			<b>3RD &amp; 7-10+: 26 / 112 = 23.2%</b>				



2021 REGULAR SEASON - DEFENSIVE TAKEAWAYS						
DATE	OPPONENT	TAKEAWAY	QTR.	SCORE	YD-LINE	RESULT
09/12	at Buffalo	C. Heyward FR (T. Watt FF)	2	0-3	PIT-45	Punt
09/19	Las Vegas	None				
09/26	Cincinnati	T. Edmunds INT (J. Burrow)	1	0-0	PIT-29	INT
10/03	at Green Bay	T. Watt FR (C. Wormley FF)	3	10-27	PIT-35	Punt
10/10	Denver	J. Pierre INT (T. Bridgewater: touchback)	4	27-19	PIT-(8)	EOG
10/17	Seattle	D. Bush FR (T. Watt FF)	5	20-20	SEA-16	FG
10/31	at Cleveland	T. Watt FR (J. Schobert FF)	4	15-10	PIT-20	Punt
11/08	Chicago	C. Heyward INT (J. Fields)	1	7-0	CHI-36	TD
11/14	Detroit	None				
11/21	at L.A. Chargers	C. Sutton INT (J. Herbert)	4	27-34	LAC-15	TD
11/28	at Cincinnati	M. Fitzpatrick INT (J. Burrow)	2	3-24	PIT-3	INT
12/05	Baltimore	M. Fitzpatrick INT (L. Jackson: touchback)	1	0-0	PIT-(5)	Punt
12/09	at Minnesota	A. Witherspoon INT (K. Cousins)	3	7-29	MIN-46	TD
		A. Witherspoon INT (K. Cousins)	4	20-36	PIT-38	TD
12/19	Tennessee	M. Fitzpatrick FR (A. Maulet FF)	2	0-10	TEN-35	FG
		J. Haden FR (C. Sutton FF)	3	10-13	TEN-41	FG
		J. Schobert INT (R. Tannehill)	4	13-13	PIT-46	FG
		T. Watt FR (R. Tannehill fumble)	4	16-13	TEN-35	FG
12/26	at Kansas City	None				
01/03	Cleveland	A. Witherspoon INT (B. Mayfield)	2	7-0	CLV-43	FG
		T. Norwood INT (B. Mayfield)	4	26-14	CLV-37	EOG
01/09	at Baltimore	H. Mondeaux FR (T. Watt FF)	1	0-0	BLT-39	FG
		T. Edmunds INT (T. Huntley)	1	3-0	PIT-34	INT
		C. Sutton INT (T. Huntley: touchback)	4	6-10	PIT-(6)	Punt

2021 REGULAR SEASON - OFFENSIVE GIVEAWAYS						
DATE	OPPONENT	TAKEAWAY	QTR.	SCORE	YD-LINE	RESULT
09/12	at Buffalo	None				
09/19	Las Vegas	B. Roethlisberger INT (T. Mullen Jr.)	1	0-0	LV-43	FG
09/26	Cincinnati	B. Roethlisberger INT (L. Wilson)	1	0-0	PIT-42	TD
		B. Roethlisberger INT (L. Wilson)	3	7-17	PIT-32	TD
10/03	at Green Bay	B. Roethlisberger fumble (K. Keke FF; K. Clark FR)	2	7-7	PIT-23	TD
		B. Roethlisberger INT (E. Stokes)	4	17-27	GB-42	EOG
10/10	Denver	B. Roethlisberger fumble (M. Reed FF; A. Johnson FR)	1	7-0	PIT-39	FG
10/17	Seattle	B. Roethlisberger fumble (K. Hyder Jr. FR)	4	17-17	PIT-35	Punt
10/31	at Cleveland	None				
11/08	Chicago	None				
11/14	Detroit	M. Rudolph INT (J. Okwara)	1	7-0	DET-39	Punt
		D. Johnson fumble (M. Gilbert FF; A. Oruwayi FR)	5	16-16	DET-45	Missed FG
		P. Freiermuth fumble (W. Harris FF; T. Flowers FR)	5	16-16	DET-38	EOG
11/21	at L.A. Chargers	None				
11/28	at Cincinnati	B. Roethlisberger INT (E. Apple)	1	0-7	CIN-45	FG
		B. Roethlisberger INT (M. Hiltion)	2	3-31	PIT-24	TD
		B. Roethlisberger fumble (T. Hendrickson FF; S. Hubbard FR)	3	3-31	PIT-45	FG
12/05	Baltimore	None				
12/09	at Minnesota	B. Roethlisberger INT (B. Breeland)	3	0-26	PIT-48	FG
12/19	Tennessee	None				
12/26	at Kansas City	B. Roethlisberger INT (C. Ward)	1	0-7	PIT-49	TD
		D. Johnson fumble (T. Mathieu FR)	3	0-23	KC-49	TD
		B. Roethlisberger fumble (T. Wharton FF; J. Reed FR)	4	3-33	PIT-17	FG
01/03	Cleveland	B. Roethlisberger INT (A. Green)	3	10-0	CLV-42	Punt
01/09	at Baltimore	B. Roethlisberger INT (G. Stone)	1	3-0	BLT-25	Downs

2021 REGULAR SEASON - SPECIAL TEAMS/MISC TAKEAWAYS						
DATE	OPPONENT	TAKEAWAY	QTR.	SCORE	YD-LINE	RESULT
11/08	Chicago	C. Boswell FR (J. Pierre FF)	4	23-13	CHI-42	Punt

2021 REGULAR SEASON - SPECIAL TEAMS/MISC GIVEAWAYS						
DATE	OPPONENT	TAKEAWAY	QTR.	SCORE	YD-LINE	RESULT
11/08	Chicago	R. McCloud fumble (J. Iyegbunwe FF; D. Houston-Carson FR)	4	23-20	PIT-25	TD

2021 REGULAR SEASON - TURNOVERS		
<b>Offense:</b>	19 Giveaways 60 Points (6 TD, 6 FG)	<b>Ratio</b> +2 (22 takes, 20 gives)
<b>Defense:</b>	21 Takeaways 50 Points (4 TD, 7 FG)	
<b>Special Teams:</b>	1 Giveaway 7 Points (1 TD, 0 FG) 1 Takeaway 0 Points (0 TD, 0 FG)	<b>Points Off Turnovers Ratio</b> -17 (50 scored, 67 allowed)

DATE	OPPONENT	FORCED TURNOVERS			TURNOVERS CONVERTED					OUTCOME	
		FUM	INTS	TOTAL	TD	FG	PTS.	PTS. PCT.	TD PCT.	NET DIFF.	RESULT
09/12	Pittsburgh	1	0	1	0	0	0	0.0	0.0	+1	W
	at Buffalo	0	0	0	0	0	0	0.0	0.0	-1	L
09/19	Pittsburgh	0	0	0	0	0	0	0.0	0.0	-1	L
	Las Vegas	0	1	1	0	1	3	100.0	0.0	+1	W
09/26	Pittsburgh	0	1	1	0	0	0	0.0	0.0	-1	L
	Cincinnati	0	2	2	2	0	14	100.0	100.0	+1	W
	Pittsburgh	1	0	1	0	0	0	0.0	0.0	-1	L
10/03	at Green Bay	1	1	2	1	0	7	50.0	100.0	+1	W
	Pittsburgh	0	1	1	0	0	0	0.0	0.0	0	W
10/10	Denver	1	0	1	0	1	3	100.0	0.0	0	L
	Pittsburgh	1	0	1	0	1	3	100.0	0.0	0	W
10/17	Seattle	1	0	1	0	0	0	0.0	0.0	0	L
	Pittsburgh	1	0	1	0	0	0	0.0	0.0	+1	W
10/31	at Cleveland	0	0	0	0	0	0	0.0	0.0	-1	L
	Pittsburgh	1	1	2	1	0	7	50.0	100.0	+1	W
11/08	Chicago	1	0	1	1	0	7	100.0	100.0	-1	L
	Pittsburgh	0	0	0	0	0	0	0.0	0.0	-3	T-16
11/14	Detroit	2	1	3	0	0	0	0.0	0.0	+3	T
	Pittsburgh	0	1	1	1	0	7	100.0	100.0	+1	L
11/21	at L.A. Chargers	0	0	0	0	0	0	0.0	0.0	-1	W
	Pittsburgh	0	1	1	0	0	0	0.0	0.0	-2	L
11/28	at Cincinnati	1	2	3	1	2	13	100.0	33.3	+2	W
	Pittsburgh	0	1	1	0	0	0	0.0	0.0	+1	W
12/05	Baltimore	0	0	0	0	0	0	0.0	0.0	-1	L
	Pittsburgh	0	2	2	2	0	15	100.0	100.0	+1	L
12/09	at Minnesota	0	1	1	0	1	3	100.0	0.0	-1	W
	Pittsburgh	3	1	4	0	4	12	100.0	0.0	+4	W
12/19	Tennessee	0	0	0	0	0	0	0.0	0.0	-4	L
	Pittsburgh	0	0	0	0	0	0	0.0	0.0	-3	L
12/26	at Kansas City	2	1	3	2	1	17	100.0	66.7	+3	W
	Pittsburgh	0	2	2	0	1	3	50.0	0.0	+1	W
01/03	Cleveland	0	1	1	0	0	0	0.0	0.0	-1	L
	Pittsburgh	1	2	3	0	1	3	33.3	0.0	+2	W
01/09	at Baltimore	0	1	1	0	0	0	0.0	0.0	-2	L
	<b>STEELERS</b>	<b>9</b>	<b>13</b>	<b>22</b>	<b>4</b>	<b>7</b>	<b>50</b>	<b>50.0</b>	<b>36.4</b>	<b>+2</b>	<b>9-7</b>
	<b>OPPONENTS</b>	<b>9</b>	<b>11</b>	<b>20</b>	<b>7</b>	<b>6</b>	<b>67</b>	<b>65.0</b>	<b>53.8</b>	<b>-2</b>	<b>7-9</b>

## 2021 REGULAR SEASON

## QUARTERBACK SACKS

DATE	OPPONENT	SACKS	YARDS	PLAYERS
09/12	at Buffalo	3.0	16	T.J. Watt 2.0-10.0, Cameron Heyward 1.0-6.0
09/19	Las Vegas	2.0	9	Melvin Ingram III 1.0-8.0, T.J. Watt 1.0-1.0
09/26	Cincinnati	0.0	0	--
10/03	at Green Bay	3.0	12	T.J. Watt 2.0-6.0, Devin Bush 1.0-6.0
10/10	Denver	2.0	20	Devin Bush 1.0-12.0, Henry Mondeaux 1.0-8.0
10/17	Seattle	5.0	44	T.J. Watt 2.0-13.0, Alex Highsmith 1.5-15.5, Cameron Heyward 1.0-8.0, Chris Wormley 0.5-7.5
10/31	at Cleveland	4.0	15	T.J. Watt 1.5-7.5, Isaiahh Loudermilk 1.0-0.0, Chris Wormley 1.0-5.0, Cameron Heyward 0.5-2.5
11/08	Chicago	3.0	13	T.J. Watt 3.0-13.0
11/14	Detroit	4.0	37	Cameron Heyward 2.0-18.0, Terrell Edmunds 1.0-13.0, T.J. Watt 1.0-6.0
11/21	at L.A. Chargers	2.0	8	Alex Highsmith 1.5-6.0, Taco Charlton 0.5-2.0
11/28	at Cincinnati	2.0	18	Cameron Heyward 1.0-6.0, Chris Wormley 1.0-12.0
12/05	Baltimore	7.0	34	T.J. Watt 3.5-12.0, Chris Wormley 2.5-19.0, Cameron Heyward 1.0-3.0
12/09	at Minnesota	0.0	0	--
12/19	Tennessee	4.0	36	T.J. Watt 1.5-15.0, Derrek Tuszka 1.0-8.0, Chris Wormley 1.0-8.0, Cameron Heyward 0.5-5.0
12/26	at Kansas City	2.0	4	Cameron Heyward 1.0-4.0, Alex Highsmith 1.0-0.0
01/03	Cleveland	9.0	46	T.J. Watt 4.0-25.0, Alex Highsmith 2.0-14.0, Cameron Heyward 1.0-1.0, Henry Mondeaux 1.0-1.0, Derrek Tuszka 1.0-5.0
01/09	at Baltimore	3.0	9	Cameron Heyward 1.0-2.0, T.J. Watt 1.0-3.0, Chris Wormley 1.0-4.0
<b>TOTALS</b>		<b>55.0</b>	<b>321</b>	<b>T.J. WATT 22.5-111.5, CAMERON HEYWARD 10.0-55.5, CHRIS WORMLEY 7.0-55.5, ALEX HIGHSMITH 6.0-35.5, HENRY MONDEAUX 2.0-9.0, DERREK TUSZKA 2.0-13.0, DEVIN BUSH 2.0-18.0, ISAIHH LOUDERMILK 1.0-0.0, MELVIN INGRAM III 1.0-8.0, TERRELL EDMUNDS 1.0-13.0, TACO CHARLTON 0.5-2.0</b>

## QUARTERBACK HITS

DATE	OPPONENT	QBH	PLAYERS
09/12	at Buffalo	8	T.J. Watt 5, Tyson Alualu 1, Cameron Heyward 1, Melvin Ingram III 1
09/19	Las Vegas	5	Melvin Ingram III 3, Jamir Jones 1, T.J. Watt 1
09/26	Cincinnati	0	--
10/03	at Green Bay	7	Devin Bush 2, Melvin Ingram III 2, T.J. Watt 2, Cameron Heyward 1
10/10	Denver	5	Devin Bush 2, T.J. Watt 2, Henry Mondeaux 1
10/17	Seattle	8	Alex Highsmith 4, T.J. Watt 2, Cameron Heyward 1, Chris Wormley 1
10/31	at Cleveland	6	T.J. Watt 3, Cameron Heyward 2, Chris Wormley 1
11/08	Chicago	8	Cameron Heyward 3, T.J. Watt 3, Alex Highsmith 2
11/14	Detroit	6	Cameron Heyward 2, T.J. Watt 2, Terrell Edmunds 1, Alex Highsmith 1
11/21	at L.A. Chargers	5	Alex Highsmith 3, Taco Charlton 1, Arthur Maulet 1
11/28	at Cincinnati	3	Cameron Heyward 1, Derrek Tuszka 1, Chris Wormley 1
12/05	Baltimore	10	T.J. Watt 6, Chris Wormley 3, Cameron Heyward 1
12/09	at Minnesota	6	Montravius Adams Sr. 2, Chris Wormley 2, Taco Charlton 1, T.J. Watt 1
12/19	Tennessee	8	T.J. Watt 4, Cameron Heyward 1, Alex Highsmith 1, Joe Schobert 1, Chris Wormley 1
12/26	at Kansas City	3	Montravius Adams Sr. 1, Cameron Heyward 1, Alex Highsmith 1
01/03	Cleveland	11	T.J. Watt 5, Cameron Heyward 2, Alex Highsmith 2, Henry Mondeaux 1, Derrek Tuszka 1
01/09	at Baltimore	7	T.J. Watt 3, Cameron Heyward 1, Alex Highsmith 1, Arthur Maulet 1, Chris Wormley 1
<b>TOTALS</b>		<b>106</b>	<b>T.J. WATT 39, CAMERON HEYWARD 17, ALEX HIGHSMITH 15, CHRIS WORMLEY 10, MELVIN INGRAM III 6, DEVIN BUSH 4, MONTRAVIUS ADAMS SR. 3, HENRY MONDEAUX 2, ARTHUR MAULET 2, DERREK TUSZKA 2, TACO CHARLTON 2, TYSON ALUALU 1, TERRELL EDMUNDS 1, JAMIR JONES 1, JOE SCHOBERT 1</b>

PASSES DEFENSED			
DATE	OPPONENT	PD	PLAYERS
09/12	at Buffalo	6	Cameron Heyward 2, Cameron Sutton 2, Melvin Ingram III 1, James Pierre 1
09/19	Las Vegas	4	Joe Schobert 2, Cameron Heyward 1, Chris Wormley 1
09/26	Cincinnati	2	Terrell Edmunds 1, James Pierre 1
10/03	at Green Bay	4	Joe Haden 1, Isaiahh Loudermilk 1, Joe Schobert 1, Cameron Sutton 1
10/10	Denver	7	Cameron Heyward 2, James Pierre 2, Joe Haden 1, Arthur Maulet 1, Joe Schobert 1
10/17	Seattle	5	T.J. Watt 3, Tre Norwood 1, Chris Wormley 1
10/31	at Cleveland	2	Minkah Fitzpatrick 1, Joe Haden 1
11/08	Chicago	4	Devin Bush 1, Joe Haden 1, Cameron Heyward 1, T.J. Watt 1
11/14	Detroit	4	Tre Norwood 2, Terrell Edmunds 1, Joe Haden 1
11/21	at L.A. Chargers	4	Isaiah Buggs 1, Cameron Heyward 1, Karl Joseph 1, Cameron Sutton 1
11/28	at Cincinnati	3	Minkah Fitzpatrick 1, Isaiahh Loudermilk 1, Ahkello Witherspoon 1
12/05	Baltimore	4	Montravius Adams Sr. 1, Minkah Fitzpatrick 1, Joe Schobert 1, Ahkello Witherspoon 1
12/09	at Minnesota	8	Ahkello Witherspoon 3, Devin Bush 2, Terrell Edmunds 1, Minkah Fitzpatrick 1, Cameron Sutton 1
12/19	Tennessee	3	Devin Bush 1, Taco Charlton 1, Joe Schobert 1
12/26	at Kansas City	2	Minkah Fitzpatrick 1, Ahkello Witherspoon 1
01/03	Cleveland	11	Ahkello Witherspoon 3, Cameron Heyward 2, T.J. Watt 2, Minkah Fitzpatrick 1, Joe Haden 1, Isaiahh Loudermilk 1, Tre Norwood 1
01/09	at Baltimore	7	Terrell Edmunds 3, Minkah Fitzpatrick 1, Cameron Sutton 1, T.J. Watt 1, Chris Wormley 1
<b>TOTALS</b>		<b>80</b>	<b>CAMERON HEYWARD 9, AHKELLO WITHERSPOON 9, T.J. WATT 7, MINKAH FITZPATRICK 7, CAMERON SUTTON 6, JOE HADEN 6, TERRELL EDMUNDS 6, JOE SCHOBERT 6, DEVIN BUSH 4, JAMES PIERRE 4, TRE NORWOOD 4, CHRIS WORMLEY 3, ISAIHAH LOUDERMILK 3, ISAIHAH BUGGS 1, ARTHUR MAULET 1, MELVIN INGRAM III 1, KARL JOSEPH 1, TACO CHARLTON 1, MONTRAVIUS ADAMS SR. 1</b>

Table with columns: PLAYERS, @ BUF, LV, CIN, @ GB, DEN, SEA, @ CLE, CHI, DET, @ LAC, @ CIN, BAL, @ MIN, TEN, @ KC, CLE, @ BAL, GP, GS, DNP, IN. Rows list players like DeMarkus Ayco, Montavious Adams Sr., Marcus Allen, etc.

LEGEND: P=Player was a substitution, X=Did Not Play (Non-injury), SI=On Inactive List, IR=Injured Reserve, PSI=Practice Squad Injured, PS=Practice Squad, NOT=Not on Roster, R/C19=Reserve/COVID-19, IRD=Injured Reserve - Designated For Return, NOTT=Not on any Team, RET=Reserve/Retired, PS/C19=Practice Squad/COVID-19, \*With Other Team

2021 REGULAR SEASON														
OFFENSE														
DATE	OPPONENT	QB	RB	LCB	CB	TE	TE	TE	RB	CB	WR	WR	TE	PB
9/12	at Buffalo	JuJu Smith-Schuster	Dan Moore Jr.	Kevin Dotson	Kendrick Green	Trail Turner	Chukwuma Okorofor	Pat Freiermuth	Najee Harris	Ben Roethlisberger	Diontae Johnson	Chase Claypool	Eric Ebron	--
9/19	Las Vegas	JuJu Smith-Schuster	Dan Moore Jr.	Kevin Dotson	Kendrick Green	Trail Turner	Chukwuma Okorofor	Pat Freiermuth	Najee Harris	Ben Roethlisberger	Diontae Johnson	Chase Claypool	--	--
9/26	Cincinnati	JuJu Smith-Schuster	Dan Moore Jr.	Kevin Dotson	Kendrick Green	Trail Turner	Chukwuma Okorofor	Zach Gentry	Najee Harris	Ben Roethlisberger	Chase Claypool	James Washington	--	--
10/3	at Green Bay	JuJu Smith-Schuster	Dan Moore Jr.	Kevin Dotson	Kendrick Green	Trail Turner	Chukwuma Okorofor	Joe Haeg	Pat Freiermuth	Najee Harris	Ben Roethlisberger	Diontae Johnson	--	Eric Ebron
10/10	Denver	JuJu Smith-Schuster	Dan Moore Jr.	Kevin Dotson	Kendrick Green	Trail Turner	Chukwuma Okorofor	Zach Gentry	Najee Harris	Ben Roethlisberger	Diontae Johnson	Chase Claypool	--	--
10/17	Seattle	--	Dan Moore Jr.	Kevin Dotson	Kendrick Green	Trail Turner	Chukwuma Okorofor	Zach Gentry	Najee Harris	Ben Roethlisberger	Diontae Johnson	Chase Claypool	--	Derek Watt
10/31	at Cleveland	Ray-Ray McCloud	Dan Moore Jr.	Kevin Dotson	Kendrick Green	Trail Turner	Chukwuma Okorofor	Zach Gentry	Najee Harris	Ben Roethlisberger	Diontae Johnson	Chase Claypool	--	--
11/8	Chicago	--	Dan Moore Jr.	Kevin Dotson	Kendrick Green	Trail Turner	Chukwuma Okorofor	Pat Freiermuth	Najee Harris	Ben Roethlisberger	--	Chase Claypool	Zach Gentry	Derek Watt
11/14	Detroit	Ray-Ray McCloud	--	Kevin Dotson	Kendrick Green	Trail Turner	Chukwuma Okorofor	Pat Freiermuth	Najee Harris	Mason Rudolph	Diontae Johnson	James Washington	--	--
11/21	at L.A. Chargers	--	Dan Moore Jr.	J.C. Hassenauer	Kendrick Green	Trail Turner	Chukwuma Okorofor	Pat Freiermuth	Najee Harris	Ben Roethlisberger	Diontae Johnson	Chase Claypool	Eric Ebron	--
11/28	at Cincinnati	--	Dan Moore Jr.	B.J. Finney	Kendrick Green	Trail Turner	Chukwuma Okorofor	Pat Freiermuth	Najee Harris	Ben Roethlisberger	Diontae Johnson	Chase Claypool	Zach Gentry	--
12/5	Baltimore	Diontae Johnson	Dan Moore Jr.	B.J. Finney	Kendrick Green	Trail Turner	Chukwuma Okorofor	Pat Freiermuth	Najee Harris	Ben Roethlisberger	--	Zach Gentry	Derek Watt	--
12/9	at Minnesota	Ray-Ray McCloud	Dan Moore Jr.	John Legue	Kendrick Green	Trail Turner	Chukwuma Okorofor	Zach Gentry	Najee Harris	Ben Roethlisberger	Diontae Johnson	Chase Claypool	--	--
12/19	Tennessee	Diontae Johnson	Dan Moore Jr.	John Legue	Kendrick Green	Trail Turner	Chukwuma Okorofor	Pat Freiermuth	Najee Harris	Ben Roethlisberger	--	Chase Claypool	Zach Gentry	--
12/26	at Kansas City	Ray-Ray McCloud	Dan Moore Jr.	John Legue	Kendrick Green	Trail Turner	Chukwuma Okorofor	Zach Gentry	Najee Harris	Ben Roethlisberger	Diontae Johnson	Chase Claypool	--	--
1/3	Cleveland	Ray-Ray McCloud	Dan Moore Jr.	John Legue	J.C. Hassenauer	Trail Turner	Chukwuma Okorofor	Zach Gentry	Najee Harris	Ben Roethlisberger	Diontae Johnson	Chase Claypool	--	--
1/9	at Baltimore	Chase Claypool	Joe Haeg	John Legue	J.C. Hassenauer	Trail Turner	Chukwuma Okorofor	Kevin Rader	Najee Harris	Ben Roethlisberger	--	Zach Gentry	Derek Watt	--

2021 REGULAR SEASON													
DEFENSE													
DATE	OPPONENT	DT	NT	DL	LOLB	MLB	R0LB	LCB	FS	SS	RCB	RCB	NICKEL
9/12	at Buffalo	Cameron Heyward	Tyson Alualu	--	T.J. Watt	Devin Bush	Joe Schobert	Alex Highsmith	Joe Haden	Minkah Fitzpatrick	Terrell Edmunds	Cameron Sutton	Travis Norwood
9/19	Las Vegas	Cameron Heyward	Tyson Alualu	Chris Wormley	T.J. Watt	Robert Spillane	Joe Schobert	Alex Highsmith	James Pierre	Minkah Fitzpatrick	Terrell Edmunds	Cameron Sutton	--
9/26	Cincinnati	Cameron Heyward	Isiah Buggs	Chris Wormley	Jamir Jones	Devin Bush	Joe Schobert	Melvin Ingram III	Joe Haden	Minkah Fitzpatrick	Terrell Edmunds	Cameron Sutton	--
10/3	at Green Bay	Cameron Heyward	Isiah Buggs	Chris Wormley	T.J. Watt	Devin Bush	Joe Schobert	Alex Highsmith	Joe Haden	Minkah Fitzpatrick	Terrell Edmunds	Cameron Sutton	--
10/10	Denver	Cameron Heyward	--	Chris Wormley	T.J. Watt	Devin Bush	Joe Schobert	Alex Highsmith	Joe Haden	Minkah Fitzpatrick	Terrell Edmunds	James Pierre	Arthur Masket
10/17	Seattle	Cameron Heyward	Isiah Buggs	Chris Wormley	T.J. Watt	Devin Bush	Joe Schobert	Alex Highsmith	Joe Haden	Minkah Fitzpatrick	Terrell Edmunds	Cameron Sutton	--
10/31	at Cleveland	Cameron Heyward	Isiah Buggs	Chris Wormley	T.J. Watt	Devin Bush	Joe Schobert	Alex Highsmith	Joe Haden	Minkah Fitzpatrick	Terrell Edmunds	Cameron Sutton	--
11/8	Chicago	Cameron Heyward	Isiah Buggs	Chris Wormley	T.J. Watt	Devin Bush	Joe Schobert	Alex Highsmith	Joe Haden	Minkah Fitzpatrick	Terrell Edmunds	Cameron Sutton	--
11/14	Detroit	Cameron Heyward	Isiah Buggs	Chris Wormley	T.J. Watt	Devin Bush	Joe Schobert	Alex Highsmith	Joe Haden	Minkah Fitzpatrick	Terrell Edmunds	Cameron Sutton	Travis Norwood
11/21	at L.A. Chargers	Cameron Heyward	Isiah Buggs	Chris Wormley	Taco Charlton	Devin Bush	Joe Schobert	Alex Highsmith	James Pierre	Travis Norwood	Terrell Edmunds	Cameron Sutton	--
11/28	at Cincinnati	Cameron Heyward	Henry Mondeaux	Chris Wormley	T.J. Watt	Devin Bush	Joe Schobert	Alex Highsmith	James Pierre	Minkah Fitzpatrick	Terrell Edmunds	Cameron Sutton	--
12/5	Baltimore	Cameron Heyward	Montarius Adams Sr.	Chris Wormley	T.J. Watt	Devin Bush	Joe Schobert	Alex Highsmith	Ahkello Witherspoon	Minkah Fitzpatrick	Terrell Edmunds	Cameron Sutton	--
12/9	at Minnesota	Cameron Heyward	Montarius Adams Sr.	Chris Wormley	T.J. Watt	Devin Bush	Joe Schobert	Alex Highsmith	Ahkello Witherspoon	Minkah Fitzpatrick	Terrell Edmunds	Cameron Sutton	--
12/19	Tennessee	Cameron Heyward	Henry Mondeaux	Chris Wormley	T.J. Watt	Devin Bush	Joe Schobert	Alex Highsmith	Joe Haden	Minkah Fitzpatrick	Terrell Edmunds	Cameron Sutton	--
12/26	at Kansas City	Cameron Heyward	Isiahbug Loudermilk	--	T.J. Watt	Robert Spillane	Joe Schobert	Alex Highsmith	Joe Haden	Minkah Fitzpatrick	Terrell Edmunds	Cameron Sutton	Arthur Masket
1/3	Cleveland	Cameron Heyward	Montarius Adams Sr.	Isiahbug Loudermilk	T.J. Watt	Robert Spillane	Marcus Allen	Alex Highsmith	Joe Haden	Minkah Fitzpatrick	Terrell Edmunds	Cameron Sutton	--
1/9	at Baltimore	Cameron Heyward	Montarius Adams Sr.	Chris Wormley	T.J. Watt	Devin Bush	Robert Spillane	Alex Highsmith	Ahkello Witherspoon	Minkah Fitzpatrick	Terrell Edmunds	Cameron Sutton	--

Rookies underlined.



# HISTORY



MEDIA GUIDE



## Steelers History

The fifth-oldest franchise in the NFL, the Steelers were founded on July 8, 1933, by Arthur Joseph Rooney. Originally named the Pittsburgh Pirates, they were a member of the Eastern Division of the 10-team NFL. The other four current NFL teams in existence at that time were the Chicago (Arizona) Cardinals, Green Bay Packers, Chicago Bears and New York Giants.

One of the great pioneers of the sports world, Art Rooney passed away on August 25, 1988, following a stroke at the age of 87. "The Chief," as he was affectionately known, is enshrined in the Pro Football Hall of Fame and is remembered as one of Pittsburgh's great people.

Born on January 27, 1901, in Coulterville, Pa., Art Rooney was the oldest of Daniel and Margaret Rooney's nine children. He grew up in Old Allegheny, now known as Pittsburgh's North Side, and until his death he lived on the North Side, just a short distance from where Three Rivers Stadium stood.

Rooney attended St. Peter's Parochial School and Duquesne University Prep School. He studied collegiately at Indiana (Pa.) Normal, which is now Indiana University of Pennsylvania, as well as at Georgetown and Duquesne.

An exceptional all-around athlete, Rooney held middleweight and welterweight titles from the AAU Boxing Championships and was named to the U.S. Olympic Boxing Team in 1920, although he did not participate in the Olympic Games. He played minor league baseball from 1920-25 before a promising career was cut short by an arm injury. Rooney continued playing football for several semi-pro teams in the Pittsburgh area. He was married on June 11, 1931, to Kathleen McNulty, and the couple had five sons — Daniel, Art Jr., Tim, John and Pat. In 1964, Rooney was inducted into the Pro Football Hall of Fame for his contributions to the growth of the NFL and the Pittsburgh Steelers.

By the mid-1960s, Rooney had begun to turn over much of the operation of the Steelers to his oldest son, Dan. After having worked in every area of the organization since 1955, Daniel M. Rooney was named president of the Steelers in 1975. In 2000, Dan Rooney was inducted into the Pro Football Hall of Fame. He joined his father Art to form only the second father-son tandem to be inducted into the Hall of Fame. The late New York Giants owners Wellington Mara and his father Tim were the first.

Late Steelers' Chairman, Ambassador Dan Rooney spent 54 consecutive years with the organization before being named U.S. Ambassador to Ireland in 2009 by President Barack Obama. Rooney was required to move to Ireland in 2009 to fulfill his duties as ambassador.

As an NFL owner, Dan Rooney was widely recognized as one of the league's most influential executives and one of Pittsburgh's leading contributors to civic affairs. Among his community activities, Dan Rooney was the co-founder of the

American Ireland Fund, and he was a board member of the United Way of America, the American Diabetes Association, the Pittsburgh History and Landmarks Foundation, the Extra Mile Foundation and the University of Pittsburgh Medical Center.

Dan Rooney was a member of several NFL committees over 30-plus years. He served on the board of directors for the NFL Trust Fund, NFL Films and the Scheduling Committee. He was appointed chairman of the Expansion Committee in 1973, which considered new franchise locations and directed the addition of Seattle and Tampa Bay as expansion teams in 1976.

In 1976, Rooney was also named chairman of the Negotiating Committee, and in 1982 he contributed to the negotiations for the Collective Bargaining Agreement for the NFL and the Players' Association. He again played a key role in the labor agreement reached between NFL owners and players in 1993. Rooney was also largely responsible for developing the realignment plan and scheduling format that the NFL adopted prior to the 2002 season. In October 2002, he was also chairman of the NFL's Diversity in the Workplace Committee. Rooney was also Chairman of the Hall of Fame Committee. In February 1999, he was named the recipient of the Philadelphia Maxwell Football Club's Francis J. "Reds" Bagnell Award for outstanding contributions to the game of football.

Daniel M. Rooney was born on Pittsburgh's North Side on July 20, 1932. He was also a 1950 graduate of North Catholic High School, where he played quarterback on the varsity football team. Rooney passed away on April 13, 2017 at the age of 84, survived by his wife of 66 years, Patricia, and seven of their nine children, 20 grandchildren and five great-grandchildren.

Dan Rooney was named Steelers' Chairman Emeritus in July 2009 after he was named United States Ambassador to Ireland. Rooney served as United States Ambassador until late 2012.

In 2003, Dan Rooney officially turned over the title of Steelers' team president to his oldest son, Arthur J. Rooney II, who had previously served as the team's president and general counsel. A 1978 graduate of the University of Pittsburgh where he majored in political science, Art II received his law degree from Duquesne University School of Law in 1982. He currently serves as Chairman of the NFL's Stadium Workplace Diversity Committee as well as the Chair of the NFL Compensation Committee. He also serves on additional NFL committees including the Legislative Committee, the Management Council Executive Committee, the International Committee, Health & Safety Advisory Committee, and the NFL Foundation.

Art Rooney II is also very active in the Pittsburgh community, devoting a substantial amount of his time to various organizations. He currently serves on the boards of the Pittsburgh Public Theater, Saint Vincent College, Senator John Heinz Western PA History Center, and the United Way of Southwestern Pennsylvania.



**1901**

January 27 – Arthur J. Rooney Sr. is born in Coulterville, Pa. He would eventually be affectionately known as "The Chief."



**1933**

July 8 – The Pittsburgh Pirates are founded by The Chief.

**1933**

Ray Kemp becomes the first African-American to play for the Steelers.



**1932**

July 20 – Daniel Milton Rooney is born on Pittsburgh's North Side.



Steelers History

**ART ROONEY**



**1930s** After founding the Pirates in 1933, Art Rooney watched his club struggle through its first seven seasons with just 22 wins and five different head coaches. While home games were played at Forbes Field, Rooney often took his team to such cities as Johnstown, Latrobe, Youngstown, New Orleans and Louisville in the 1930s due to competition with baseball and college football.

In 1938, Rooney signed Colorado All-America Byron "Whizzer" White to a \$15,800 contract, making White the first "big money" player in the NFL. White led the League in rushing that year and became one of the NFL's most illustrious alumni. He served 31 years as a Justice of the United States Supreme Court before retiring in 1993.

**1940s** In 1940, Rooney changed the team name to the Pittsburgh Steelers, representing the heritage of Pittsburgh. The first winning record in the organization's history came in 1942 when head coach Walt Kiesling led the Steelers to a 7-4 finish with the league-leading rushing of rookie Bill Dudley. But the next year, Dudley joined the Armed Forces along with many other NFL players as the nation went to war. With rosters depleted, Rooney merged the Steelers with the Philadelphia Eagles in 1943 (Phil-Pitt "Steagles") and with the Chicago Cardinals (Card-Pitt) in 1944.



**The 1942 Steelers** compiled the first winning record (7-4) in Franchise History

Rooney hired legendary Pitt coach Jock Sutherland in 1946, and Dudley returned from the war to earn NFL MVP honors, leading the League in rushing, interceptions and punt returns. Today, Dudley is a member of the Pro Football Hall of Fame.

Sutherland led the 1947 Steelers to an 8-4 record and a share of the Eastern division title, but they lost their first-ever postseason game 21-0 to Philadelphia. Sutherland died suddenly the following spring while on a scouting trip.

**1950s** Succeeding Sutherland, John Michelosen was head coach for the 1948-51 seasons, compiling a 20-26-2 record. In 1952, Joe Bach returned for his second stint with the Steelers, having coached the team previously in 1935-36. The Steelers became the last team to abandon the single wing for the T-formation in 1952.

Bach resigned for health reasons following the 1954 season and was replaced by assistant coach Walt Kiesling, who had been the Steelers' head coach twice previously. Kiesling's three stints covered the 1939-40, 1941-44 and the 1954-56 campaigns.



**1957**  
Lowell Perry becomes the NFL's first African-American assistant coach.



**1938**  
Byron "Whizzer" White was paid an unheard-of \$15,800 to play one season for the Steelers.



**1940**  
The Pittsburgh Pirates are officially renamed the Pittsburgh Steelers.



**1943**  
The Pittsburgh Steelers merge with the Philadelphia Eagles to form the "Steagles" as many rosters were depleted due to World War II.

**1947**  
December 21 – The Steelers play their first postseason game, a 21-0 setback to the Philadelphia Eagles in the Eastern Division Playoffs.

**1942**  
November 22 – The Steelers defeat the Chicago Cards 19-3 to clinch their first winning season in team history.

**1944**  
The Pittsburgh Steelers merge with the Chicago Cardinals (Card-Pitt) as many rosters were still depleted due to World War II.

## Steelers History

**1960s** Buddy Parker was named head coach in 1957 and over the next eight years he led the Steelers to five non-losing seasons. Hall of Fame quarterback Bobby Layne led the team through three of those campaigns, leading the Steelers to a 9-5 mark and a playoff game versus Detroit in 1962, which the Steelers lost 17-10. Parker completed his tenure with a 51-48-6 record and ranks fourth among all-time Steelers coaches for career wins.


On October 25, 1964, the Steelers made team history when they retired jersey No. 70 in honor of former defensive tackle Ernie Stautner. Stautner, who was inducted into the Pro Football Hall of Fame in 1969, became the first Steelers player to have his jersey retired.

Brief head coaching stints by Mike Nixon in 1965 and Bill Austin from 1966-68 preceded the hiring of 37-year-old Chuck Noll on January 27, 1969. Noll began to rebuild the Steelers through the draft, starting with the defense when he selected defensive tackle Joe Greene with his first choice in 1969. Today, Greene is a member of the Pro Football Hall of Fame, and joined Stautner as the only two players to have their jerseys retired by the team. Greene's No. 75 was officially retired on November 2, 2014.

70

**1964**

*October 25* – The Steelers retire Ernie Stautner's No. 70, becoming the first jersey number to be retired in team history.



**1970s** A 1-13 record in 1969 gave the Steelers the first overall choice in the 1970 draft, with which Noll addressed the offense by selecting quarterback Terry Bradshaw, another Hall of Famer, after the Steelers won the first selection by winning a coin toss with the Chicago Bears. Cornerback Mel Blount was added in the third round that year, followed by linebacker Jack Ham in 1971 and running back Franco Harris in 1972. In all, Noll drafted 10 players who are now enshrined in the Hall of Fame including three in his first 20 picks and four of his first 38.



Two significant changes took place in 1970. The Steelers moved from the NFL Century Division to the AFC Central with the merger of the American Football League and the NFL. The Steelers also moved into a new home as Three Rivers Stadium opened. Previously, the Steelers had played home games at Forbes Field from 1933-57 and at both Forbes Field and Pitt Stadium from 1958-63. From 1964-69, the Steelers played at Pitt Stadium until Three Rivers opened in 1970.

Gradual improvement in the early 1970s resulted in the team's first division title in 1972 with an 11-3 record. In the first playoff game at Three Rivers, the Steelers defeated the Oakland Raiders 13-7 with Franco Harris' "Immaculate Reception" in the final minute. Despite a 21-17 loss the following week to the undefeated Miami Dolphins, the Steelers had reached a new plateau.

**1970**

*August 28* – Pittsburgh defeats the New York Giants, 21-6, in the first preseason game at Three Rivers Stadium.

**1969**

*January 27* – Chuck Noll is named head coach of the Steelers.

**1970**

The Pittsburgh Steelers move from the NFL Century Division to the AFC Central with the merger of the American Football League and the NFL.

**1970**

*September 20* – The Steelers fall to the Houston Oilers 19-7 in their first regular-season game at Three Rivers Stadium.

**1969**

*January 28* – "Mean" Joe Greene is selected by the Steelers in the first round of the NFL Draft.

**1972**

*December 23* – The Steelers win their first playoff game in dramatic fashion with a 13-7 victory over the Oakland Raiders on Franco Harris' "Immaculate Reception."



Steelers History



**Super Bowl X, Steelers 21, Cowboys 17**

It took 40 years for the Steelers to finally win their first division title, but over the next decade they achieved a level of success unprecedented in professional football.

In 1973, the Steelers won a wild card playoff berth with a 10-4 record. Oakland avenged their loss from the previous year, however, with a 33-14 defeat of the Steelers in the playoffs.

The Steelers won their first of six consecutive AFC Central titles in 1974 and marched past Buffalo (32-14) and Oakland (24-13) en route to their first Super Bowl appearance in Super Bowl IX. The fierce Pittsburgh defense led the way to a 16-6 victory over the Minnesota Vikings, and Art Rooney was presented the Vince Lombardi Trophy for the first time.

In 1975, the Steelers won 11 straight games to finish 12-2 and claimed their second-consecutive division crown. After defeating Baltimore (28-10) and Oakland (16-10) in the playoffs, the Steelers became the third team in NFL history, joining Green Bay and Miami, to win back-to-back Super Bowls with a 21-17 defeat of the Dallas Cowboys in Super Bowl X.

**1974**

January 29, 1974 – The Steelers select future Hall of Famers Lynn Swann (first round), Jack Lambert (second), John Stallworth (fourth) and Mike Webster (fifth) in the NFL Draft. Many consider it the best draft in NFL history. Following the draft, the Steelers also signed free agent Donnie Shell, who was inducted into the Hall of Fame in 2020.



Lynn Swann



Jack Lambert



John Stallworth



Mike Webster

The 1976 Steelers struggled to a 1-4 start before reeling off nine straight victories, including five shutouts, to win the division with a 10-4 mark. They defeated Baltimore 40-14 in the playoffs, but lost to Oakland 24-7 after both starting running backs, Franco Harris and Rocky Bleier, were injured. The following year the Steelers dropped a 34-21 decision to Denver in the first round of the playoffs after posting a 9-5 regular-season record.

In 1978, the Steelers made history after a league-best 14-2 regular season and playoff wins versus Denver (33-10) and Houston (34-5). Their 35-31 Super Bowl XIII win versus Dallas made the Steelers the first team to win three Super Bowls.

Yet another standard was set the following year when the 1979 Steelers defeated the Los Angeles Rams 31-19 in Super Bowl XIV to make them the first team in history to win four Super Bowls and the only team to win back-to-back Super Bowls twice. The Super Bowl victory followed a 12-4 regular season and playoff wins versus Miami (34-14) and Houston (27-13). With six consecutive AFC Central crowns, eight straight years of playoff appearances and four Super Bowl championships, the Steelers were tagged the “Team of the Decade” for the 1970s.

**The 1970's Steelers were tagged “Team of the Decade.”**



**1975**

January 12 – Pittsburgh defeats the Minnesota Vikings 16-6 to capture the team's first Super Bowl victory in Super Bowl IX in New Orleans' Tulane Stadium.



**1975**

Dan Rooney is named President of the Pittsburgh Steelers.

**1979**

January 21 – Pittsburgh defeats the Dallas Cowboys 35-31 in Super Bowl XIII in Miami, Fla., becoming the first team to win three Super Bowls.

**1976**

January 18 – The Steelers win their second consecutive league championship with a 21-17 victory over the Dallas Cowboys in Super Bowl X in Miami, Fla.



## Steelers History

**1980s** As the 1980s opened, the Steelers stumbled, failing to make the playoffs in 1980 and 1981 with records of 9-7 and 8-8.

In 1982, the Steelers celebrated the team's 50th anniversary by qualifying for the playoffs with a 6-3 finish in a strike-interrupted season. During the season an anniversary banquet was held to commemorate the team's first 50 seasons and to honor the Steelers' all-time team as selected by fan voting. Thousands of fans were attracted to Pittsburgh for a week of activities and exhibits before the anniversary season was ended by San Diego's 31-28 win in the playoffs. This would be the last playoff game at Three Rivers Stadium until the 1992 season, a span of 10 years.

The 1983 Steelers won their eighth division title with a 10-6 record, but fell in the postseason, 38-10, to the Los Angeles Raiders. The following year the Steelers won their ninth division crown and the team advanced to the AFC Championship game with a 24-17 playoff win at Denver. A 45-28 loss to Miami in the AFC Championship game prevented the Steelers from a fifth Super Bowl appearance.

The Steelers' streak of 13 consecutive non-losing seasons came to an end in 1985 with a 7-9 finish, followed by a 6-10 record in 1986. Playoff hopes remained alive in 1987 until the Steelers lost their last two games to finish 8-7 during the strike-shortened season.

In 1988, the team suffered through its worst campaign in 19 years with a 5-11 record. The next season got off to a similar start with losses of 51-0 and 41-10 in the first two games. But the young team fought back to finish 9-7 and earn a wild card playoff berth on the season's final weekend. An exciting 26-23 overtime playoff win in Houston was followed by a heartbreaking 24-23 divisional playoff loss at Denver in which the Steelers led until the final minutes.



## STEELERS

vs.

## RAMS

**1990s** A 9-7 finish in 1990 left the Steelers in a three-way tie for the AFC Central lead, but they were eliminated from playoff contention by a 2-4 division record. The 1991 team finished second in the division despite a 7-9 record, winning the last two games under Noll at home against the Cincinnati Bengals and Cleveland Browns.

On December 26, 1991, Noll announced his retirement from football after 39 consecutive seasons, the last 23 as the Steelers' head coach, which made him one of only four men to coach the same team for 23 consecutive years. He left as the fifth-winningest coach in NFL history with an overall record of 209-156-1, and as the only coach to win four Super Bowls. Noll was rewarded in 1993 with his election to the Pro Football Hall of Fame in his first year of eligibility.

A new era began in 1992 with the retirement of Noll and the arrival of 34-year-old Bill Cowher, the National Football League's youngest head coach at the time he assumed control. In the first season of the new era, the Steelers won the AFC Central division crown for the first time since 1984 with an 11-5 record. While the team enjoyed new-found success, Cowher was recognized by the Associated Press as the NFL's Coach of the Year and six Steelers were selected to the Pro Bowl, the most in more than a decade.

Under Cowher the Steelers became the first AFC team since the 1970 merger to claim its 10th division title. Their 11-5 record equaled the best in the conference and gave the Steelers home field advantage throughout the playoffs. However, in the first postseason game at Three Rivers Stadium in exactly 10 years, the Steelers were defeated by eventual AFC Champion Buffalo, 24-3.



TONY DUNGY

## 1980

*January 6* – The Steelers weather the Pittsburgh elements as they defeat the Houston Oilers at a rain-soaked Three Rivers Stadium to advance to Super Bowl XIV.



## 1980

*January 20* – The Steelers win their fourth Super Bowl championship by defeating the Los Angeles Rams 31-19 in Super Bowl XIV in Pasadena, Calif. They would be named the "Team of the Decade" of the 1970s.

## 1984

Tony Dungy is named defensive coordinator for the Steelers, becoming the NFL's first African-American coordinator.

## 1987

*August 8* – "Mean" Joe Greene becomes the first player of the 1970s Steelers' teams to be inducted into the Pro Football Hall of Fame.



## Steelers History



**1995 AFC Championship, Steelers 20, Colts 16**

At 38, Bill Cowher became the youngest head coach to lead his team to a Super Bowl appearance in 1995. Along the way, Cowher's team captured their third AFC Central division title in four years, made their fourth straight playoff appearance and won the Steelers' first AFC title since 1979. After a first-round bye, they defeated the Buffalo Bills (40-21) and the Indianapolis Colts (20-16), before losing to the Dallas Cowboys 27-17 in Super Bowl XXX in Tempe, Ariz.

In 1996, the Steelers finished 10-6 and earned their fifth consecutive trip to the playoffs. Cowher ended the season with 57 career victories, ranking him as the second winningest coach in team history, behind his predecessor Noll.

The Steelers captured their fourth consecutive AFC Central title in 1997 while posting an 11-5 record. They were one play away from earning their sixth Super Bowl appearance but lost to Denver 24-21 in the AFC Championship game.

In 1998, the Steelers finished a disappointing 7-9, losing their last five regular-season games and missing the playoffs for the first time under Cowher.

The Steelers suffered their second consecutive losing season in 1999, when their record fell to 6-10.

## STEELERS HISTORY

*In 1992, 34-year-old Bill Cowher became the National Football League's youngest head coach at the time.*

*In his first season, the Steelers won the AFC Central division crown for the first time since 1984.*

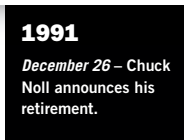
In 1993, the Steelers earned a wild card playoff berth, marking their first consecutive playoff appearances since the 1983-84 seasons. A 9-7 record was good for second place in the division, but the season ended in a 27-24 overtime loss at Kansas City in the AFC Wild Card game.

The 1994 Steelers won seven of their final eight regular-season games for their strongest finish since 1978. They captured their second division title in three years with an AFC-best 12-4 record. After a 29-9 victory over the Cleveland Browns in the first round of the playoffs, Pittsburgh hosted its first AFC Championship game since 1979. The game went down to the wire and the Steelers lost to the San Diego Chargers 17-13.



### 1988

*August 25 – Art Rooney Sr. passes away at the age of 87 following a stroke.*




### 1991

*December 26 – Chuck Noll announces his retirement.*



### 1992

*January 21 – Bill Cowher is named head coach of the Pittsburgh Steelers.*



### 1996

*January 28 – The Steelers fall to the Dallas Cowboys 27-17 in Super Bowl XXX in Phoenix, Ariz.*

*Pictured: Yancey Thigpen*

Steelers History

**2000s** After starting the 2000 season with a 0-3 record, the Steelers rebounded to finish the year at 9-7 and barely missed the playoffs.

However, 2000 will be remembered most for being the final season for the Steelers at Three Rivers Stadium. The Steelers were 4-4 during their final season at Three Rivers Stadium, including victories in four of their final six home games. The Steelers won their final game at Three Rivers 24-3 against the Washington Football Team on Dec. 16.

The Steelers finished 31 seasons at Three Rivers Stadium (1970-2000) with a 182-72 home record, including the postseason. The Steelers recorded their largest regular-season home attendance figures (440,428) since 1998 in the final season, including a season-high 58,183 fans during the final game in stadium history.

The Steelers began a new era in team history in 2001 with the opening of their new stadium, Heinz Field. The Steelers posted an AFC-best 13-3 regular-season record, including a 7-1 mark at home, and advanced to the AFC Championship Game.

The inaugural game at Heinz Field was originally scheduled to be a nationally televised Sunday Night game on Sept. 16. However, the September 11 terrorist attacks on America forced the NFL to postpone all games that weekend — which were eventually rescheduled for the end of the season. As a result, the Steelers opened the new stadium on Sunday, Oct. 7 with a 16-7 win against the Cincinnati Bengals.



**2003**

Art Rooney II is named President of the Pittsburgh Steelers.

The Steelers defeated the defending Super Bowl Champion Baltimore Ravens 27-10 in the AFC Divisional Playoffs, in the first-ever postseason game played at the new stadium. However, they suffered a disappointing 24-17 loss at home in the AFC Championship Game to the eventual Super Bowl Champion New England Patriots.

After an 0-2 start in 2002, the Steelers rallied to make the playoffs for the second consecutive season. However, the team's Super Bowl hopes ended when they lost, 34-31, in overtime to the Tennessee Titans on the road.

**728** Home Win Percentage At Acrisure Stadium




**2000**

July 29 – Dan Rooney is inducted into the Pro Football Hall of Fame.

**2000**

December 16 – The Steelers defeat the Washington Football Team 24-3 in the final game at Three Rivers Stadium.



**2001**

August 25 – Pittsburgh defeats the Detroit Lions 20-7 in its first preseason game at the new stadium.

**2003**

October 26 – The Steelers play host the St. Louis Rams, marking the 1,000th game in team history.

**Steelers** History

The Steelers began the 2003 season with a 34-15 victory against AFC North rival Baltimore Ravens. However, the team never regained that magic and finished the year with a 6-10 record and missed the playoffs for the first time in three seasons.

The Steelers set a team record in 2004 by becoming the first AFC team to win 15 games (15-1) in the regular season. They ultimately advanced to the AFC Championship Game where they lost to the New England Patriots, 41-27. Nine Steelers were selected to play in the AFC-NFC Pro Bowl, the team's most since the 1979 season.

Pittsburgh found itself sitting at 7-5 after 12 games in 2005, but rallied to win its final four regular-season games to earn the AFC's sixth seed in the playoffs. The Steelers then won an unprecedented three straight road playoff games to gain a berth in Super Bowl XL in Detroit versus the Seattle Seahawks.



**2006**

*February 5* – The Pittsburgh Steelers win their fifth Super Bowl title with a 21-10 victory over the Seattle Seahawks in Super Bowl XL in Detroit.



**2007**

*January 5* – Bill Cowher steps down as head coach of the Pittsburgh Steelers.

*January 22* – Mike Tomlin is named head coach of the Pittsburgh Steelers.



**Mike Tomlin was hired on January 22, 2007.**

The Steelers captured their fifth Super Bowl title with a 21-10 victory over the Seahawks as wide receiver Hines Ward was named MVP, finishing with five receptions for 123 yards. Ward also hauled in a game-clinching 43-yard TD pass from Antwaan Randle El on a gadget play midway through the fourth quarter.

The 2006 season saw the Bill Cowher era come to an end with the Steelers finishing the season winning six of their final eight games to post an 8-8 record on the year.

On January 5, 2006, Bill Cowher resigned as Steelers head coach with a 161-99-1 overall record, second-best in team history.

The Steelers hired 34-year old Mike Tomlin as the team's head coach on January, 22, 2007, becoming the NFL's youngest head coach at the time.



**STEELERS HISTORY**

*James Harrison's 100-yard interception return for a touchdown is the longest interception return in Super Bowl history and helped the Steelers earn their sixth title.*

**2009**

*February 1* – The Steelers establish an NFL record by winning their sixth Super Bowl title with a 27-23 victory over the Arizona Cardinals in Super Bowl XLIII in Tampa, Fla.



**2011**

*January 23* – The Steelers play host to the N.Y. Jets in the AFC Championship Game.



Steelers History



**MIKE  
TOMLIN**

Tomlin became the second first-year coach in team history to make the playoffs in 2007. The Steelers finished with a 10-6 overall record and won the AFC North division title.

Tomlin became the first coach in franchise history to win a division title in each of his first two seasons when the Steelers captured their second consecutive AFC North division title with a 12-4 record in 2008. They went on to defeat the San Diego Chargers and Baltimore Ravens to gain a berth in Super Bowl XLIII in Tampa, Fla., versus the Arizona Cardinals.

The Steelers became the first NFL franchise to capture six Super Bowl titles when they defeated the Cardinals 27-23. With the victory, Tomlin became the youngest coach to win a Super Bowl in NFL history (36 years, 323 days). Wide receiver Santonio Holmes was named MVP after hauling in the game-winning six-yard touchdown pass from Ben Roethlisberger with 35 seconds remaining in regulation.

The Steelers added to their legacy, making it all the way to Super Bowl XLV after a 12-4 record during the 2010 season. The Steelers could not overcome an early 18-point deficit and fell to the Green Bay Packers 31-25. Despite the loss, the Steelers are still tied for the NFL record for most Super Bowl victories with six (New England Patriots).

The team donned a CHN commemorative patch in honor of the late Chuck Noll during the 2014 season. The team also retired Joe Greene's No. 75, all during its year of celebrating the team's 40th anniversary of its first championship with a uniform patch in 2014.

On April 13, 2017, the Steelers lost their Hall of Fame owner and Chairman, Ambassador Dan Rooney. The team donned a commemorative patch in honor of the late Mr. Rooney throughout the 2017 season.

**1932 - 2017  
DANIEL M. ROONEY**



**2012**

The Steelers celebrate their 80th season in the NFL.



**2011**

February 6 – The Steelers fall short in their quest for their seventh Super Bowl, losing 31-25 to the Green Bay Packers in Super Bowl XLV.

**2014**

The Steelers celebrate the 40th Anniversary of the team's first championship and honor late head coach Chuck Noll.



**2014**

The Steelers retire Joe Greene's #75, only the second number in franchise history to be retired







Pittsburgh 16



Minnesota 6

**JANUARY 12, 1975** *Tulane Stadium (80,997)*


**NEW ORLEANS** — The Steelers made their first appearance in the Super Bowl and captured their first NFL Championship with a 16-6 victory over Minnesota.

The veteran Vikings, meanwhile, had been to the Super Bowl twice before. The Vikings had a savvy leader in QB Fran Tarkenton. The Steelers had a strong defense but their quarterback, Terry Bradshaw, was unproven.

The first half was dominated by defense. Pittsburgh concentrated on the middle of the Minnesota offensive line. One defensive tackle, Ernie Holmes, played over Vikings' Mick Tingelhoff, while the other tackle, Joe Greene, lined up at an angle pointed directly at Tingelhoff. Holmes sometimes took on the Vikings' center directly, allowing Greene to knife through and pursue Tarkenton. At other times, Greene would smash into Tingelhoff while Holmes looped behind him.

The only score in the first half was a safety registered by the Steelers. Fran Tarkenton fumbled a handoff to Dave Osborn, scrambled to recover the ball in the end zone, and was downed by Pittsburgh's Dwight White.

Leading 2-0, Pittsburgh kicked to Minnesota to open the second half and Vikings running back Bill Brown fumbled and Marv Kellum recovered for Pittsburgh at the Minnesota 30. The Steelers took four plays to go the distance, with Franco Harris taking the ball in from the 9-yard line.

Harris was named game MVP. He ran for 158 yards on 34 tries, while Rocky Bleier added 65 yards on 17 carries. Minnesota, meanwhile, managed only 17 yards rushing.

Denied on the ground, the Vikings weren't much better in the air. Tarkenton, under constant pressure from Greene, Holmes, White and L.C. Greenwood, completed only 11-of-26 attempts for 102 yards—an average of fewer than four yards per pass.

Despite their dominance, Pittsburgh's 9-0 lead was far from safe, and it narrowed to 9-6 in the final quarter when Matt Blair blocked Bobby Walden's punt, and Terry Brown recovered it in the end zone.

After that touchdown, Pittsburgh put the game on ice with a drive that began on its 34. The big play of the drive was a 30-yard toss from Bradshaw to Larry Brown, who later scored the final touchdown.

Soon after the ensuing kickoff, Pittsburgh's Mike Wagner intercepted a Tarkenton pass, and the Steelers held possession until the game was nearly over.

### GAME SUMMARY

	1	2	3	4	F
<b>STEELERS</b>	0	2	7	7	16
<b>Vikings</b>	0	0	0	6	6

TEAM	Q	TIME	PLAY	DRIVE	SCORE
PIT	2	7:51	Safety (White downed Tarkenton in end zone)	—;—	2-0
PIT	3	13:25	Harris 9 yd. run (Gerela kick)	4-30; 1:24	9-0
MIN	4	10:33	Brown recovered blocked punt (Kick failed)	—;—	9-6
PIT	4	3:31	Brown 4 yd. pass from Bradshaw (Gerela kick)	11-66; 6:47	16-6

### TEAM STATISTICS

	Steelers	Vikings
1st Downs	17 (11-5-1)	9 (2-5-2)
3rd Downs	7-18 (39%)	5-12 (42%)
4th Downs	0-2 (0%)	0-0 (0%)
Total Net Yards	333	119
Plays-Avg.	73-4.6	47-2.5
Rushing Yards	249	17
Rush Att.-Avg.	57-4.4	21-0.8
Net Passing	84	102
Att.-Comp.-Int.	14-9-0	26-11-3
Sacks By	0-0	2-12
Punts-Avg.	7-34.7	6-37.2
Penalties	8-122	4-18
Fumbles-Lost	4-2	3-2
Time of Poss.	38:47	21:13

### INDIVIDUAL STATISTICS

#### RUSHING

**Pit.** — Harris 34-158, 1 TD; Bleier 17-65; Bradshaw 5-33; Swann 1-(-7).

**Min.** — Foreman 12-18; Tarkenton 1-0; Osborn 8-(-1).

#### PASSING

**Pit.** — Bradshaw 14-9-0, 96, 1 TD.

**Min.** — Tarkenton 26-11-3, 102.

#### RECEIVING

**Pit.** — Brown 3-49, 1 TD; Stallworth 3-24; Bleier 2-11; Lewis 1-12.

**Min.** — Foreman 5-50; Voigt 2-31; Osborn 2-7; Gilliam 1-16; Reed 1-(-2).



Pittsburgh 21



Dallas 17

JANUARY 18, 1976 *Miami Orange Bowl (80,197)*



**MIAMI** — What were, at the time, the two most popular teams in the NFL met in Super Bowl X, and the contrast between their styles was as great as the hue of their jerseys.

The glitzy, white-clad Dallas Cowboys—“America’s Team”—combined a high-tech offense and a state-of-the-art flex defense to put on a dazzling show each Sunday. They were easy to like, and for once, they even had something of an underdog aura, having reached the Super Bowl as a Wild Card team. The black-clad Pittsburgh Steelers, out to defend their Super Bowl victory of the year before, lived by a Steel-hard defense occasionally spelled by a grind-it-out running attack that would have been at home in the NFL of the 1930s.

The Cowboys struck first when Roger Staubach zeroed in on Drew Pearson for a 29-yard touchdown pass.

Before the end of the first quarter, Pittsburgh evened the score on a seven-yard pass from Terry Bradshaw to Randy Grossman. Setting up the score was a 32-yard pass to Lynn Swann, whose health was questionable because of a concussion he had suffered in the AFC Championship Game. Swann outleaped a Dallas defender, then magically kept both feet inside the sideline to make the catch.

Dallas reclaimed the lead at 10-7 only 15 seconds into the second quarter when Toni Fritsch booted a 36-yard field goal.

Later, Pittsburgh’s Roy Gerela, playing at less than 100 percent because of a cracked rib he suffered making a tackle on the opening kickoff, shanked a field-goal try and Dallas went to the locker room with a 10-7 lead.

Defense continued to dominate in the scoreless third quarter. Pittsburgh sacked Staubach seven times during the game and forced him to scramble on numerous occasions. Moreover, they pressured him into an uncharacteristic three interceptions.

One of the interceptions set up another field-goal try by Gerela, but he pulled it left from 33 yards. Dallas’ Cliff Harris mockingly patted him on the helmet, only to be unceremoniously dumped on his hip pads by irate Steeler Jack Lambert. The inspired Steelers dominated after that.

In the fourth quarter, Steelers’ reserve Reggie Harrison blocked Mitch Hoopes’s punt. The ball rolled through the end zone for a safety to cut the Cowboys’ lead to 10-9. Gerela, who’d donned a corset to protect his ribs, regained his kicking touch with field goals of 36 and 18 yards to put the Steelers in front 15-10.

With 3:02 left in the game, Bradshaw lofted a long pass to game MVP Swann, who caught the ball at the five and took it over the goal line to complete a 64-yard lightning strike. Swann finished the day with 161 yards on four catches, a 40.3 average-per-catch. Gerela missed the extra point.

It took Staubach only 1:14 to get the touchdown back, completing a drive with a 34-yard bulls-eye to Percy Howard—the only pass Howard caught during his entire career.

Terry Hanratty replaced Bradshaw, still woozy from the hit suffered after his touchdown pass to Swann, but the Steelers were stalled on a fourth-and-nine at the Dallas 41 with almost a minute and a half to go. Coach Noll feared a blocked kick and called for a Rocky Bleier run that gained only two yards. Noll was gambling that his defense could stop the Cowboys.

Trailing only 21-17, Staubach had the ball back with more time than he usually needed to negotiate 61 yards. The Cowboys reached Pittsburgh’s 38. With five seconds left, Staubach launched his final pass into the end zone. Pittsburgh’s Mike Wagner batted the ball, which was intercepted by Glen Edwards and the Steelers had their second consecutive Super Bowl victory.

**GAME SUMMARY**

	1	2	3	4	F
<b>Cowboys</b>	7	3	0	7	17
<b>STEELERS</b>	7	0	0	14	21

TEAM	Q	TIME	PLAY	DRIVE	SCORE
DAL	1	10:24	D. Pearson 29 yd. pass from Staubach (Fritsch kick)	1-24; 0:08	0-7
PIT	1	5:57	Grossman 7 yd. pass from Bradshaw (Gerela kick)	8-67; 4:16	7-7
DAL	2	14:45	Fritsch 36 yd. FG	11-46; 6:01	7-10
PIT	4	11:28	Safety (Harrison blocks kick)	—;—	9-10
PIT	4	8:41	Gerela 36 yd. FG	7-25; 2:36	12-10
PIT	4	6:37	Gerela 18 yd. FG	4-6; 1:45	15-10
PIT	4	3:06	Swann 64 yd. pass from Bradshaw (Kick failed)	3-70; 1:23	21-10
DAL	4	1:48	Howard 34 yd. pass from Staubach (Fritsch kick)	5-80; 1:06	21-17

**TEAM STATISTICS**

	Cowboys	Steelers
1st Downs	14 (6-8-0)	13 (7-6-0)
3rd Downs	4-15 (28%)	8-21 (38%)
4th Downs	1-1 (100%)	0-3 (0%)
Total Net Yards	270	339
Plays-Avg.	62-4.4	67-5.1
Rushing Yards	108	149
Rush Att.-Avg.	31-3.5	46-3.2
Net Passing	162	190
Att.-Comp.-Int.	24-15-3	19-9-0
Sacks By	2-19	7-42
Punts-Avg.	7-35.0	4-39.8
Penalties	2-20	0-0
Fumbles-Lost	4-0	4-0
Time of Poss.	30:30	29:30

**INDIVIDUAL STATISTICS**

<b>RUSHING</b>	<b>Dal.</b> – Newhouse 16-56; Staubach 5-22; Dennison 5-16; Pearson 5-14.
	<b>Pit.</b> – Harris 27-82; Bleier 15-51; Bradshaw 4-16.
<b>PASSING</b>	<b>Dal.</b> – Staubach 24-15-3, 204, 2 TDs.
	<b>Pit.</b> – Bradshaw 19-9-0, 209, 2 TDs.
<b>RECEIVING</b>	<b>Dal.</b> – P Pearson 5-53; Young 3-31, 1 TD; D. Pearson 2-59, 1 TD; Newhouse 2-12; Howard 1-34, 1 TD; Fugett 1-9; Dennison 1-6.
	<b>Pit.</b> – Swann 4-161, 1 TD; Stallworth 2-8; Harris 1-26; Grossman 1-7, 1 TD; Brown 1-7.


**JANUARY 21, 1979** *Miami Orange Bowl (78,656)*


**MIAMI** — This was more than just the first rematch in Super Bowl history: It re-staged what many still consider the most enjoyable and dramatic Super Bowl battle to that point. Opportunity—recognizing it and capitalizing on it—was the theme. Failure to embrace it would play a hand, too. It was the Steelers, though, who managed a 35-31 victory.

Dallas had its chances. The Cowboys took a 14-7 lead in the second quarter when linebacker Mike Hegman simply took the ball away from Steelers QB Terry Bradshaw and ran 37 yards to score. But Bradshaw countered immediately with a 75-yard touchdown strike to John Stallworth.

In the third quarter, trailing 21-14, Dallas marched from its 42 to the Steelers' 10. On third-and-three, Cowboys QB Roger Staubach saw TE Jackie Smith alone in the end zone. Smith slipped and fell reaching for Staubach's pass and Dallas settled for a 27-yard field goal.

Pittsburgh scored two touchdowns early in the fourth quarter—a 22-yard run by Franco Harris and an 18-yard pass from Bradshaw to Swann. Harris' score followed a pass-interference call against Dallas CB Benny Barnes, who was covering Swann. The mistake cost the Cowboys 33 yards. Dallas did score touchdowns with 2:27 and 22 seconds to play, on passes from Staubach to TE Billy Joe Dupree and Butch Johnson, but Pittsburgh held on to win, 35-31. The two teams set a Super Bowl record for points scored.

With the victory, the Steelers became the first team to win three Super Bowls.

## GAME SUMMARY

	1	2	3	4	F
<b>STEELERS</b>	<b>7</b>	<b>14</b>	<b>0</b>	<b>14</b>	<b>35</b>
<b>Cowboys</b>	<b>7</b>	<b>7</b>	<b>3</b>	<b>14</b>	<b>31</b>

TEAM	Q	TIME	PLAY	DRIVE	SCORE
PIT	1	9:47	Stallworth 28 yd. pass from Bradshaw (Gerela kick)	7-35; 3:12	7-0
DAL	1	0:00	Hill 39 yd. pass from Staubach (Septien kick)	3-41; 1:00	7-7
DAL	2	12:08	Hegman 37 yd. fumble recovery return (Septien kick)	—;—	7-14
PIT	2	10:25	Stallworth 75 yd. pass from Bradshaw (Gerela kick)	3-75; 1:43	14-14
PIT	2	0:26	Bleier 7 yd. pass from Bradshaw (Gerela kick)	5-56; 1:15	21-14
DAL	3	2:56	Septien 27 yd. FG	10-32; 4:52	21-17
PIT	4	7:10	Harris 22 yd. run (Gerela kick)	8-88; 4:58	28-17
PIT	4	6:51	Swann 18 yd. pass from Bradshaw (Gerela kick)	1-18; 0:07	35-17
DAL	4	2:23	DuPree 7 yd. pass from Staubach (Septien kick)	8-89; 4:24	35-24
DAL	4	0:22	Johnson 4 yd. pass from Staubach (Septien kick)	9-52; 2:05	35-31

## TEAM STATISTICS

	Steelers	Cowboys
1st Downs	19 (2-15-2)	20 (6-13-1)
3rd Downs	9-15 (60%)	9-16 (56%)
4th Downs	0-0 (0%)	1-1 (100%)
Total Net Yards	357	317
Plays-Avg.	58-6.2	67-4.7
Rushing Yards	66	141
Rush Att.-Avg.	24-2.8	32-4.4
Net Passing	291	176
Att.-Comp.-Int.	30-17-1	30-17-1
Sacks By	5-52	4-27
Punts-Avg.	3-43.0	5-39.6
Penalties	5-35	9-89
Fumbles-Lost	2-2	3-2
Time of Poss.	26:05	33:55

## INDIVIDUAL STATISTICS

<b>RUSHING</b>	<b>Pit.</b> — Harris 20-68, 1 TD; Bleier 2-3; Bradshaw 2(-5). <b>Dal.</b> — Dorsett 15-96; Newhouse 8-3; Pearson 1(-13); Staubach 4-37; Pearson 1-6; Laidlaw 3-12.
<b>PASSING</b>	<b>Pit.</b> — Bradshaw 30-17-1, 318, 4 TDs. <b>Dal.</b> — Staubach 30-17-1, 228, 3 TDs.
<b>RECEIVING</b>	<b>Pit.</b> — Swann 7-154, 1 TD; Stallworth 3-115, 2 TDs; Grossman 3-29; Harris 1-22; Bleier 1-7, 1 TD; Bell 2-21. <b>Dal.</b> — Dorsett 5-44; Pearson 4-73; Hill 2-49, 1 TD; Johnson 2-30, 1 TD; Dupree 2-17, 1 TD; P. Pearson 2-15.



Pittsburgh 31



Los Angeles 19

JANUARY 20, 1980 Rose Bowl Stadium (103,985)



**PASADENA, Calif.** — There was a moment of heroism and self-sacrifice when an old warrior, Los Angeles Rams' Jack Youngblood, announced his intention to play in his team's first Super Bowl despite a fractured leg.

There was a rush of "What if?" euphoria as the underdog Rams took a 19-17 lead into the fourth quarter.

And there was cold reality: Pittsburgh, a team with as much patience as talent, struck quickly and surely for two touchdowns in the fourth quarter and it was over. The 31-19 victory was the Steelers' fourth in the Super Bowl in only six seasons.

The signature image of Super Bowl XIV is of Steelers' John Stallworth at the Rams' 32, looking back over his head for a lofty Terry Bradshaw pass, catching it in stride just over the outstretched arms of Rams' Rod Perry, and continuing into the end zone for a 73-yard touchdown.

The Steelers had taken the lead and then surrendered it in the third quarter. Bradshaw hit Lynn Swann over the middle for a 47-yard score. The Rams came back with a 24-yard halfback pass from Lawrence McCutcheon to Ron Smith that made it 19-17 before Bradshaw-to-Stallworth put Pittsburgh ahead for good.

Los Angeles intercepted Bradshaw three times, but it was the Steelers' lone interception—by Jack Lambert—that punctuated the ending. With the score 24-19 and the Rams driving, Lambert intercepted a pass from QB Vince Ferragamo at the Pittsburgh 14.

For the second year in a row, Bradshaw was named the game's most valuable player after passing for 309 yards and two touchdowns.

## GAME SUMMARY

	1	2	3	4	F
<b>Rams</b>	<b>7</b>	<b>6</b>	<b>6</b>	<b>0</b>	<b>19</b>
<b>STEELERS</b>	<b>3</b>	<b>7</b>	<b>7</b>	<b>14</b>	<b>31</b>

TEAM	Q	TIME	PLAY	DRIVE	SCORE
PIT	1	7:31	Bahr 41 yd. FG	11-55; 5:05	3-0
LA	1	2:44	Bryant 1 yd. run (Corral kick)	8-59; 4:41	3-7
PIT	2	12:52	Harris 1 yd. run (Bahr kick)	9-53; 4:40	10-7
LA	2	7:21	Corral 31 yd. FG	11-67; 5:23	10-10
LA	2	0:14	Corral 45 yd. FG	9-12; 2:51	10-13
PIT	3	12:12	Swann 47 yd. pass from Bradshaw (Bahr kick)	5-61; 2:48	17-13
LA	3	10:15	Smith 24 yd. pass from McCutcheon (Kick failed)	4-77; 1:49	17-19
PIT	4	12:04	Stallworth 73 yd. pass from Bradshaw (Bahr kick)	3-75; 0:55	24-19
PIT	4	1:49	Harris 1 yd. run (Bahr kick)	7-70; 3:35	31-19

## TEAM STATISTICS

	Rams	Steelers
1st Downs	16 (6-9-1)	19 (8-10-1)
3rd Downs	6-16 (38%)	9-14 (64%)
4th Downs	1-2 (50%)	0-0 (0%)
Total Net Yards	301	393
Plays-Avg.	59-5-1	58-6-8
Rushing Yards	107	84
Rush Att.-Avg.	29-3-7	37-2-3
Net Passing	194	309
Att.-Comp.-Int.	26-16-1	21-14-3
Sacks By	0-0	4-42
Punts-Avg.	5-44-0	2-42-5
Penalties	2-26	6-65
Fumbles-Lost	0-0	0-0
Time of Poss.	29:30	30:30

## INDIVIDUAL STATISTICS

<b>RUSHING</b>	<b>L.A.</b> — Tyler 17-60; Bryant 6-30, 1 TD; McCutcheon 5-10; Ferragamo 1-7.
	<b>Pit.</b> — Harris 20-46, 2 TDs; Bleier 10-25; Bradshaw 3-9; Thornton 4-4.
<b>PASSING</b>	<b>L.A.</b> — Ferragamo 25-15-1, 212; McCutcheon 1-1-0, 24, 1 TD.
	<b>Pit.</b> — Bradshaw 21-14-3, 309, 2 TDs.
<b>RECEIVING</b>	<b>L.A.</b> — Waddy 3-75; Bryant 3-21; Tyler 3-20; Dennard 2-32; Nelson 2-20; Hill 1-28; Smith 1-24, 1 TD; McCutcheon 1-16.
	<b>Pit.</b> — Swann 5-79, 1 TD; Stallworth 3-121, 1 TD; Harris 3-66; Cunningham 2-21; Thornton 1-22.



Dallas 27



Pittsburgh 17

JANUARY 28, 1996 Sun Devil Stadium (76,347)



**TEMPE, Ariz.** — After producing 10 lopsided outcomes in its last 12 editions, the Super Bowl was due for some drama. Pittsburgh was up to the task and made a game of it, but the game turned on two interceptions by the game's Most Valuable Player, Dallas' Larry Brown as the Steelers fell to the Cowboys, 27-17.

The first of Brown's interceptions came midway through the third quarter. No Steelers receiver was within 10 yards when Brown accepted Neil O'Donnell's misfired pass at the Cowboys' 38 and returned it 44 yards to the Steelers' 18. Troy Aikman's pass to Michael Irvin took Dallas to the one, and Emmitt Smith scored to give the Cowboys a 20-7 lead.

The Steelers made it 20-10 with Norm Johnson's 46-yard field goal, and then recovered an onside kick. They reduced the gap to 20-17 when Bam Morris scored from the one with 6:36 to play. With 4:15 left, Pittsburgh had the ball again at its 32 after forcing Dallas to punt.

Two plays later, Brown intercepted O'Donnell at the Steelers' 39 and returned it to the six. Smith scored from the 4-yard line two plays later, and the Cowboys had locked up their record-tying fifth Super Bowl. The Steelers never led, and Dallas scored on its first three possessions—a three-yard pass from Aikman to tight end Jay Novacek and two field goals by Chris Boniol—for a 13-0 lead. Shortly before halftime, the Steelers made it 13-7 when O'Donnell threw a six-yard touchdown pass to Yancey Thigpen.

The statistical irony of the day was that O'Donnell entered the game as the NFL's career leader in fewest interceptions per pass attempt. On the game's final play, he was intercepted for the third time.

## GAME SUMMARY

	1	2	3	4	F
<b>Cowboys</b>	<b>10</b>	<b>3</b>	<b>7</b>	<b>7</b>	<b>27</b>
<b>STEELERS</b>	<b>0</b>	<b>7</b>	<b>0</b>	<b>10</b>	<b>17</b>

TEAM	Q	TIME	PLAY	DRIVE	SCORE
DAL	1	12:05	Boniol 42 yd. FG	7:47; 2:55	0-3
DAL	1	5:03	Novacek 3 yd. pass from Aikman (Boniol kick)	8:75; 4:35	0-10
DAL	2	6:03	Boniol 35 yd. FG	14:62; 8:44	0-13
PIT	2	0:13	Thigpen 6 yd. pass from O'Donnell	13:54; 3:39	7-13
DAL	3	6:42	Smith 1 yd. run (Boniol kick)	2:18; 0:36	7-20
PIT	4	11:20	Johnson 46 yd. FG	11:52; 4:13	10-20
PIT	4	6:36	Morris 1 yd. run (Johnson kick)	9:52; 4:44	17-20
DAL	4	5:43	Smith 4 yd. run (Boniol kick)	2:6; 0:18	17-27

## TEAM STATISTICS

	Cowboys	Steelers
1st Downs	15 (5-10-0)	25 (9-15-1)
3rd Downs	2-10 (20%)	9-19 (47%)
4th Downs	1-1 (100%)	2-4 (50%)
Total Net Yards	254	310
Plays-Avg.	50-5.1	84-3.7
Rushing Yards	56	103
Rush Att.-Avg.	25-2.2	31-3.3
Net Passing	198	207
Att.-Comp.-Int.	23-15-0	49-28-3
Sacks By	4-32	2-11
Punts-Avg.	5-38.2	4-44.8
Penalties	5-25	2-15
Fumbles-Lost	0-0	2-0
Time of Poss.	26:11	33:49

## INDIVIDUAL STATISTICS

<b>RUSHING</b>	<b>Dal.</b> — Smith 18-49, 2 TDs; Johnston 2-8; Williams 1-2; Aikman 4(-3).
	<b>Pit.</b> — Morris 19-73, 1 TD; Pegram 6-15; Stewart 4-15; O'Donnell 1-0; Williams 1-0.
<b>PASSING</b>	<b>Dal.</b> — Aikman 23-15-0, 209, 1 TD.
	<b>Pit.</b> — O'Donnell 49-28-3, 239, 1 TD.
<b>RECEIVING</b>	<b>Dal.</b> — Irvin 5-76; Novacek 5-50-1 TD; Williams 2-29; Sanders 1-47; Johnston 1-4; Smith 1-3.
	<b>Pit.</b> — Hastings 10-98; Mills 8-78; Thigpen 3-19, 1 TD; Morris 3-18; Holliday 2-19; Williams 2-7.



Pittsburgh 21



Seattle 10

FEBRUARY 5, 2006 Ford Field (68,206)



**DETROIT, Mich.** — Pittsburgh won its fifth Super Bowl title as it captured a 21-10 victory over the Seattle Seahawks at Ford Field. The Steelers' fifth title matched the most in NFL history (S.F. 49ers and Dallas Cowboys).

Backed by a predominantly Pittsburgh crowd, the Steelers were led by Super Bowl MVP Hines Ward, who finished with a game-high 123 receiving yards on five catches (24.6 avg.) with one touchdown.

Pittsburgh struggled offensively in the first quarter as it failed to gain a first down, but found itself down only 3-0 after Seattle's Josh Brown booted a 47-yard field goal with 22 seconds remaining in the opening period.

The Steelers' offense came to life briefly on their first drive of the second quarter, but it was stalled as Ben Roethlisberger was picked off by the Seahawks' Michael Boulware.

Pittsburgh's defense continued to buckle down and halt any Seattle chances of extending its lead throughout the second quarter.

The Steelers finally got on the board late in the half as Roethlisberger dove into the end zone for a one-yard touchdown run, giving Pittsburgh a 7-3 halftime lead. It was his second postseason rushing touchdown and the first-ever by a Steelers' quarterback in a Super Bowl.

Pittsburgh stretched its lead to 14-3 on the second play of the second half as Willie Parker darted 75 yards for a score. The 75-yard run was the longest in Super Bowl history, surpassing L.A. Raider Marcus Allen's 74-yard run against Washington in Super Bowl XVIII.

After a missed field goal by Brown on Seattle's first drive of the second half, the Steelers appeared on the verge of breaking the game open by driving to the Seahawks' 7-yard line on the ensuing drive. However, Roethlisberger threw an interception at the 4-yard line to Kelly Herndon, which he returned 76 yards to the Pittsburgh 20. Three plays later Seattle scored on a 16-yard pass from Matt Hasselbeck to Jerramy Stevens to cut the lead to 14-10.

The Seahawks had an opportunity to take the lead early in the fourth quarter before Hasselbeck was picked off by Ike Taylor at the Steelers' 5-yard line. Taylor finished with a team-best seven tackles.

Pittsburgh all but sealed the game on a gadget play. Antwaan Randle El took a reverse handoff and threw a 43-yard strike to Ward, pushing the Pittsburgh lead to 21-10 with 8:56 left in the game. Randle El's touchdown pass was the first by a wide receiver in Super Bowl history.

The Steelers' defense clamped down on the final two Seattle possessions to post the victory. Pittsburgh's defense racked up three sacks.

Roethlisberger became the youngest starting quarterback to win a Super Bowl and finished 9-of-21 for 123 yards. Parker finished with a team-high 93 yards on 10 carries, while Jerome Bettis added 43 yards on 14 rushes.

GAME SUMMARY

	<b>1</b>	<b>2</b>	<b>3</b>	<b>4</b>	<b>F</b>
<b>Seahawks</b>	<b>3</b>	<b>0</b>	<b>7</b>	<b>0</b>	<b>10</b>
<b>STEELERS</b>	<b>0</b>	<b>7</b>	<b>7</b>	<b>7</b>	<b>21</b>

TEAM	Q	TIME	PLAY	DRIVE	SCORE
SEA	1	0:22	Brown 47 yd. FG	7-22; 3:39	0-3
PIT	2	1:55	Roethlisberger 1 yd. run (Reed kick)	11-59; 6:20	7-3
PIT	3	14:38	Parker 75 yd. run (Reed kick)	2-75; 0:22	14-3
SEA	3	6:45	Stevens 16 yd. pass from Hasselbeck (Brown kick)	3-20; 0:53	14-10
PIT	4	8:56	Ward 43 yd. pass from Randle El (Reed kick)	4-56; 1:50	21-10

TEAM STATISTICS

	Seahawks	Steelers
First Downs	20 (5-15-0)	14 (6-8-0)
Third Downs	5-17 (29%)	8-15 (53%)
Fourth Downs	1-2 (50%)	0-0 (0%)
Total Net Yards	396	339
Plays-Avg.	77-5.1	56-6.1
Rushing Yards	137	181
Rush Att.-Avg.	25-5.5	33-5.5
Net Passing	259	158
Sacks	1-8	3-14
Att.-Comp.-Int.	49-26-1	22-10-2
Punts-Avg.	6-50.2	6-48.7
Penalties	7-70	3-20
Fumbles-Lost	0-0	0-0
Time of Poss.	33:02	26:58

INDIVIDUAL STATISTICS

<b>RUSHING</b>	<b>Sea.</b> – Alexander 20-95; Hasselbeck 3-35; Strong 2-7. <b>Pit.</b> – Parker 10-93, 1 TD; Bettis 14-43; Roethlisberger 7-25, 1 TD; Ward 1-18; Haynes 1-2.
<b>PASSING</b>	<b>Sea.</b> – Hasselbeck 49-26-1, 273, 1 TD. <b>Pit.</b> – Roethlisberger 21-9-2, 123; Randle El 1-1-0, 43, 1 TD.
<b>RECEIVING</b>	<b>Sea.</b> – Ingram 6-70; Jurevicius 5-93; Jackson 5-50; Stevens 3-25, 1 TD; Strong 2-15; Hannam 2-12; Alexander 2-2; Morris 1-6. <b>Pit.</b> – Ward 5-123, 1 TD; Randle El 3-22; Wilson 1-20; Parker 1-1.





Pittsburgh 27



Arizona 23

FEBRUARY 1, 2009 Raymond James Stadium (70,774)



**TAMPA, Fla.** — Trailing by three points with only 2:30 left in the fourth quarter, Ben Roethlisberger led the Steelers on an eight-play, 78-yard scoring drive, punctuated by a six-yard touchdown pass to Santonio Holmes to clinch their NFL-record sixth Lombardi Trophy with a 27-23 victory over the Arizona Cardinals in Super Bowl XLIII.

Pittsburgh, which led most of the evening, struck first after Arizona deferred the opening kick. Jeff Reed booted an 18-yard field goal on the opening drive to make it 3-0.

Gary Russell increased that lead to 10-0 when he plunged in from one-yard out early in the second quarter. Arizona answered that score as Kurt Warner hit Ben Patrick in the back of the end zone on a one-yard scoring strike to cut the Pittsburgh lead to 10-7.

Arizona appeared as if they were going to take their first lead late in the first half, but James Harrison intercepted Warner at the goal-line, raced 100 yards and dove into the end zone with two Cardinals on his back for the longest interception return in Super Bowl history, and a 17-7 advantage at the half.

A 21-yard field goal by Reed in the third quarter upped the lead to 20-7.

Arizona got back onto the scoreboard midway through the fourth quarter as Warner tossed another one-yard score, this time to Larry Fitzgerald, cutting the Steelers' lead to 20-14. A costly holding penalty in the end zone against Steelers' Justin Hartwig gave the Cardinals a safety, further decreasing the Steelers' advantage to 20-16.

On the second play following the ensuing free kick, Warner found Fitzgerald on a 64-yard scoring strike through the middle of the Steelers' defense to give Arizona its first lead of the night, 23-20.

The Steelers were backed up to their own 12-yard line on the next drive, but Roethlisberger promptly completed four-of-six passes, three to Holmes, including a 40-yarder that moved the ball to the Arizona six. On second-and-goal, Roethlisberger threaded a perfect pass through three defenders and Holmes kept his toes in bounds for a six-yard touchdown reception and a 27-23 Steelers' lead with 35 seconds left.

Arizona had one more chance, but LaMarr Woodley sacked Warner, forcing a fumble to essentially end the game.

Holmes was named the game's MVP after catching nine passes for 131 yards (14.6 avg.) with one touchdown. Roethlisberger finished 21-of-30 for 256 yards with one touchdown and one interception.

Defensively, Woodley recorded both Steelers' sacks, giving him two sacks in each of his four postseason games, an NFL record.

GAME SUMMARY

	1	2	3	4	F
<b>STEELERS</b>	<b>3</b>	<b>14</b>	<b>3</b>	<b>7</b>	<b>27</b>
<b>Cardinals</b>	<b>0</b>	<b>7</b>	<b>0</b>	<b>16</b>	<b>23</b>

TEAM	Q	TIME	PLAY	DRIVE	SCORE
PIT	1	9:45	Reed 18 yd. FG	9-71; 5:15	3-0
PIT	2	14:01	Russell 1 yd. run (Reed kick)	11-69; 7:12	10-0
ARI	2	8:34	Patrick 1 yd. pass from Warner (Rackers kick)	9-83; 5:27	10-7
PIT	2	0:00	Harrison 100 yd. interception return (Reed kick)	—;—	17-7
PIT	3	2:11	Reed 21 yd. FG	16-79; 8:39	20-7
ARI	4	7:33	Fitzgerald 1 yd. pass from Warner (Rackers kick)	8-87; 3:57	20-14
ARI	4	2:58	Safety (Hartwig holding in endzone)	—;—	20-16
ARI	4	2:37	Fitzgerald 64 yd. pass from Warner (Rackers kick)	2-64; 0:21	20-23
PIT	4	0:35	Holmes 6 yd. pass from Roethlisberger (Reed kick)	8-78; 2:02	27-23

TEAM STATISTICS

	Steelers	Cardinals
First Downs	20 (4-12-4)	23 (2-20-1)
Third Downs	4-10 (40%)	3-8 (38%)
Fourth Downs	0-0 (0%)	0-0 (0%)
Total Net Yards	292	407
Plays-Avg.	58-5.0	57-7.1
Rushing Yards	58	33
Rush Att.-Avg.	26-2.2	12-2.8
Net Passing	234	374
Sacks	2-3	2-22
Att.-Comp.-Int.	30-21-1	43-31-1
Punts-Avg.	3-46.3	5-36.0
Penalties	7-56	11-106
Fumbles-Lost	0-0	2-1
Time of Poss.	33:01	26:59

INDIVIDUAL STATISTICS

<b>RUSHING</b>	<b>Pit.</b> — Parker 19-53; Moore 1-6; Roethlisberger 4-2; Russell 2(-3), 1 TD. <b>Ari.</b> — James 9-33; Warner 1-0; Hightower 1-0; Arrington 1-0.
<b>PASSING</b>	<b>Pit.</b> — Roethlisberger 30-21-1, 256, 1 TD. <b>Ari.</b> — Warner 43-31-1, 377, 3 TDs.
<b>RECEIVING</b>	<b>Pit.</b> — Holmes 9-131, 1 TD; Miller 5-57; Ward 2-43; Washington 1-11; Davis 1-6; Spaeth 1-6; Moore 1-4; Parker 1(-2). <b>Ari.</b> — Boldin 8-84; Fitzgerald 7-127, 2 TDs; Breaston 6-71; James 4-28; Arrington 2-35; Hightower 2-13; Urban 1-18; Patrick 1-1, 1 TD.



Green Bay 31



Pittsburgh 25

FEBRUARY 6, 2011 *Cowboys Stadium (103,219)*

**ARLINGTON, Texas** — The Steelers could not overcome an early 18-point deficit and fell short in their quest for their seventh Super Bowl victory, losing to the Green Bay Packers 31-25 in Super Bowl XLV.

The Packers struck first when Aaron Rodgers found Jordy Nelson for a 29-yard touchdown pass late in the first quarter to give Green Bay a 7-0 lead. Only 24 seconds later, Steelers QB Ben Roethlisberger was picked off by Nick Collins, who returned it 37 yards for a touchdown to give the Packers a 14-0 lead at the end of the first quarter.

The Steelers scored early in the second quarter when Shaun Suisham connected from 33 yards to cut the Packers' lead to 14-3. On the Steelers' next possession, Roethlisberger was picked off again, and on the Packers' ensuing drive, Rodgers found Greg Jennings for a 21-yard touchdown to put Green Bay ahead 21-3.

The Steelers would cut the lead to 21-10 when Hines Ward caught an eight-yard touchdown pass from Roeth-

lisberger late in the first half. Ward finished the game with seven catches for 78 yards and one touchdown.

Pittsburgh cut the lead to 21-17 in the third quarter when Rashard Mendenhall scored from eight yards out. Mendenhall finished with a game-high 63 yards rushing and one touchdown.

The Steelers' defense forced the Packers to punt on every third-quarter possession, and the offense looked to take the lead. However, on the first play of the fourth quarter, Mendenhall fumbled and Green Bay recovered. The Packers marched down the field and Rodgers found Jennings again, this time for an eight-yard score, increasing their lead to 28-17. Rodgers finished the game with 304 yards passing with three touchdowns and no interceptions.

With 7:34 left in the fourth quarter, Roethlisberger found Mike Wallace for a 25-yard touchdown pass, and with a two-point conversion, the Steelers were only down 28-25.

On the Packers' next drive, Mason Crosby connected from 23 yards out to give Green Bay a six-point lead. The Steelers still had time, taking over with two minutes left in the game, but they failed to convert a fourth-and-five from their own 33-yard line, allowing Green Bay to win their fourth Super Bowl.

## GAME SUMMARY

	1	2	3	4	F
<b>STEELERS</b>	0	10	7	8	25
<b>Packers</b>	14	7	0	10	31

TEAM	Q	TIME	PLAY	DRIVE	SCORE
GB	1	3:44	Nelson 29 yd. pass from Rodgers (Crosby kick)	9-80; 4:33	0-7
GB	1	3:20	Collins 37 yd. interception return (Crosby kick)	—;—	0-14
PIT	2	11:08	Suisham 33 yd. FG	13-49; 7:12	3-14
GB	2	2:24	Jennings 21 yd. pass from Rodgers (Crosby kick)	4-53; 2:04	3-21
PIT	2	0:39	Ward 8 yd. pass from Roethlisberger (Suisham kick)	7-77; 1:45	10-21
PIT	3	10:19	Mendenhall 8 yd. run (Suisham kick)	5-50; 2:20	17-21
GB	4	11:57	Jennings 8 yd. pass from Rodgers (Crosby kick)	8-55; 2:53	17-28
PIT	4	7:34	Wallace 25 yd. pass from Roethlisberger (Randle El rush)	7-66; 4:23	25-28
GB	4	2:07	Crosby 23 yd. FG	10-70; 5:27	25-31

## TEAM STATISTICS

	Steelers	Packers
First Downs	15 (4-11-0)	19 (8-11-0)
Third Downs	6-13 (46%)	7-13 (54%)
Fourth Downs	0-0 (0%)	0-1 (0%)
Total Net Yards	338	387
Plays-Avg.	55-6.1	64-6.0
Rushing Yards	50	126
Rush Att.-Avg.	13-3.8	23-5.5
Net Passing	288	261
Att.-Comp.-Int.	39-24-0	40-25-2
Sacks By	1-2	3-16
Punts-Avg.	6-40.5	3-51.0
Penalties	7-67	6-55
Fumbles-Lost	1-0	1-1
Time of Poss.	26:35	33:25

## INDIVIDUAL STATISTICS

<b>RUSHING</b>	<b>Pit.</b> — Mendenhall 14-63, 1 TD; Roethlisberger 4-31; Redman 2-19; Moore 3-13. <b>G.B.</b> — Starks 11-52; Rodgers 2(-1).
<b>PASSING</b>	<b>Pit.</b> — Roethlisberger 40-25-2, 263, 2 TDs. <b>G.B.</b> — Rodgers 39-24-0, 304, 3 TDs.
<b>RECEIVING</b>	<b>Pit.</b> — Wallace 9-89, 1 TD; Ward 7-78, 1 TD; Randle El 2-50; Sanders 2-17; Miller 2-12; Spaeth 1-9; Mendenhall 1-7; Brown 1-1. <b>G.B.</b> — Nelson 9-140, 1 TD; Jones 5-50; Jennings 4-64, 2 TDs; Driver 2-28; Jackson 1-14; Quarless 1-5; Hall 1-2; Crabtree 1-1.



## Steelers in the Hall of Fame

**ARTHUR J. ROONEY SR.**

Founder, President, Chairman of the Board (1933-88) **ELECTED:** 1964

Born on January 27, 1901, in Coulterville, Pa., Art Rooney was one of the most influential personalities in the sport of football. Mr. Rooney, who was affectionately referred to as "The Chief", founded the Steelers organization on July 8, 1933, with a \$2,500 purchase. Mr. Rooney helped orchestrate the NFL-AFL merger and kept the Steelers franchise afloat during the depression, World War II, many losing seasons and financial problems. Mr. Rooney won his first of four Super Bowl championships in 1974.

**DANIEL M. ROONEY**

President and Chairman (1955-2017) **ELECTED:** 2000

Born on July 20, 1932, in Pittsburgh's North Side, Daniel M. Rooney was one of NFL's most influential owners. Mr. Rooney contributed to the labor negotiations between the League and Players Association in 1982 and 1993 and was largely responsible for the NFL's current realignment and scheduling format. Mr. Rooney was named the Steelers' president in 1975, a title he held until passing it to his oldest son Art Rooney II in 2003.

**BERT BELL**

Co-owner (1940-45) **ELECTED:** 1963

Bert Bell was an owner of the Philadelphia Eagles (1933-'40) and co-owner of the Pittsburgh Steelers (1940-'45). Bell was named the NFL commissioner (1946-'59) and helped set up the league's television and anti-gambling policies. He also oversaw the merger of the NFL and All-American Football League in 1949. Bell died on October 11, 1959, while watching a football game between his two former teams: Pittsburgh and Philadelphia.

**BILL DUDLEY**

Halfback (1942, 1945-46) **ELECTED:** 1966

Bill Dudley, nicknamed "Bullet Bill", was a first-round draft pick of the Steelers in 1942 and finished his rookie season as the league's leading rusher with 696 yards, earning him All-NFL honors. In 1946, he became the NFL's first player to lead the league in four distinctly different statistical categories, including rushing, punt returns, interceptions and lateral passes attempted. That same year he was named the NFL's Most Valuable Player. Dudley was a two-time All-NFL selection during his nine-year career.

**JOHN "BLOOD" MCNALLY**

Player (1934, 1937-38), Coach (1937-38) **ELECTED:** 1963

John "Blood" McNally played 14 seasons in the NFL with five different teams, including two stints with the Pittsburgh Pirates. He served as both a player and coach from 1937-38 for the Pirates and was considered possibly the best receiver in the NFL during his playing days.

**WALT KIESLING**

Player (1937-38), Coach (1939-44, 1954-56) **ELECTED:** 1966

Walt Kiesling spent 34 years in the NFL as a player, assistant coach and head coach. In 1939, Kiesling got his first head coaching job with Pittsburgh. He led the Steelers to their first winning season in franchise history in 1942. Kiesling left coaching in 1944, but returned in 1954 with the Steelers. His teams earned a reputation for playing rugged, hard-hitting football.

## Steelers in the Hall of Fame

**BOBBY LAYNE**

Quarterback (1958-62) **ELECTED:** 1967

Bobby Layne played five of his 15 NFL seasons with the Pittsburgh Steelers. He helped provide the Steelers with some of their finest seasons up to that point. Prior to Pittsburgh, Layne was a two-time All-NFL selection and was the league's scoring champion in 1956. His last-second touchdown pass won the 1953 NFL title game for the Detroit Lions.

**ERNIE STAUTNER**

Defensive Tackle (1950-63) **ELECTED:** 1969

Ernie Stautner, considered one of the toughest players in league history by his teammates and opponents, was a nine-time Pro Bowl selection as he anchored Pittsburgh's defense for 14 seasons. He captured the NFL's Best Lineman Award in 1957 and was named all-league four times. Showing his gritty and hard-working attitude, Stautner missed just six games during his 14-year career despite having numerous broken ribs, shoulders, hands and a nose. The Steelers honored him by retiring his No. 70 jersey in 1964 following his retirement, and he became the first Steeler to have received that honor.

**JOE GREENE**

Defensive Tackle (1969-81) **ELECTED:** 1987

The leader of the "Steel Curtain" defense during the 1970s, Joe Greene dominated the NFL during that decade and helped the Steelers to four Super Bowl victories. The team's No. 1 draft pick in 1969, Greene quickly became a presence in the league as he was named the NFL's Rookie of the Year and received the first of his 10 Pro Bowl invitations. He earned All-NFL honors five times and all-conference 11 straight years to begin his career. Greene was twice the league's Defensive Player of the Year and played a critical role in the Steelers' Super Bowl IX victory over the Minnesota Vikings with a pass interception and a fumble recovery. The Steelers retired Greene's No. 75 jersey during a halftime ceremony of the team's Nov. 2, 2014, game vs. Baltimore.

**JOHN HENRY JOHNSON**

Fullback (1960-65) **ELECTED:** 1987

Originally drafted by the Pittsburgh Steelers in 1953, John Henry Johnson spent his first eight years in the NFL outside of the Steel City. However, Johnson enjoyed his finest seasons with the Steelers. In both 1962 and 1964, Johnson became the first Steeler to eclipse the 1,000-yard rushing barrier. After retiring in 1966 from the Houston Oilers, Johnson's 6,803 career rushing yards ranked him fourth at the time among the NFL's all-time top ground gainers behind only Jim Brown, Jim Taylor and Joe Perry.

**JACK HAM**

Linebacker (1971-82) **ELECTED:** 1988

Playing all 12 seasons of his NFL career with the Pittsburgh Steelers, Jack Ham earned All-Pro or All-AFC honors in seven consecutive seasons (1973-79). He also was selected to play in eight straight Pro Bowls and was named the Football News Defensive Player of the Year in 1975. Ham won the starting linebacker job as a rookie and never looked back, playing in five AFC Championship games and three Super Bowls (sat out Super Bowl XIV due to injuries). His interception return against Oakland in the 1974 AFC Championship game that set up the Steelers' go-ahead touchdown, giving the team its first ever championship victory and a berth in Super Bowl IX.

## Steelers in the Hall of Fame

**MEL BLOUNT**

Cornerback (1970-83) **ELECTED:** 1989

Melvin Cornell Blount, the Steelers' third-round pick in 1970, had superior size, speed, strength and intelligence. His physical style of play is widely credited for changing NFL pass defense rules. Blount played 14 seasons and 200 regular-season games in Pittsburgh and his 57 interceptions remain a Steelers record. Blount played in five Pro Bowls and was named an All-Pro four times and the NFL defensive MVP in 1975.

**TERRY BRADSHAW**

Quarterback (1970-83) **ELECTED:** 1989

Terry Paxton Bradshaw was the top-overall pick in the 1970 NFL Draft. Bradshaw led the Steelers to eight AFC Central division and four Super Bowl titles while calling his own plays. Bradshaw was named MVP in Super Bowls XIII and XIV and NFL MVP in 1978. Bradshaw finished his career with 27,989 yards passing and 212 touchdowns.

**FRANCO HARRIS**

Running Back (1972-83) **ELECTED:** 1990

Franco Harris is the Steelers' all-time leading rusher with 11,950 yards and all-time leader in rushing touchdowns (91). Harris, the Steelers' first-round pick in 1972, was a big power back who was on the receiving end of the "Immaculate Reception", which is widely recognized as the greatest play in NFL history. Harris was named Super Bowl IX MVP after rushing for a then-record 158 yards and a touchdown.

**JACK LAMBERT**

Linebacker (1974-84) **ELECTED:** 1990

John Harold Lambert was a two-time NFL Defensive Player of the Year, eight-time All-Pro and nine-time Pro-Bowler. He led the team in tackles in every season except his last, when he missed extensive action due to a severe toe injury that forced him to retire. Lambert, the Steelers' second-round draft pick in 1974, was noted for his vicious tackling and is recognized as the premier linebacker of his era.

**CHUCK NOLL**

Coach (1969-91) **ELECTED:** 1993

Charles Henry Noll was the first NFL head coach to win four Super Bowls. Noll won a team record 209 games in 23 seasons with the Steelers. He led the Steelers to their first ever postseason victories and was responsible for drafting 11 Pro Football Hall of Fame players.

**MIKE WEBSTER**

Center (1974-88) **ELECTED:** 1997

Michael Lewis Webster spent his first 15 NFL seasons in a Steelers uniform. Webster was the leader of one of the most dominant offensive lines of his era. He was very durable, missing only six games in his first 16 seasons while playing in 150 consecutive games. Webster was a seven-time All-Pro and played in nine Pro Bowls.

**LYNN SWANN**

Wide Receiver (1974-82) **ELECTED:** 2001

Lynn Curtis Swann was the Steelers' first-round draft pick in 1974. Swann filled the highlight reels with his graceful moves and leaping ability. Swann was at his best in the team's biggest games, and earned MVP honors for his performance in Super Bowl X when he caught four passes for 161 yards and a touchdown. Swann finished his career with 336 receptions for 5,462 yards and 51 touchdowns.



## Steelers in the Hall of Fame

**JOHN STALLWORTH**Wide Receiver (1974-87) **ELECTED:** 2002

Johnny Lee Stallworth was the Steelers' fourth-round draft pick in 1974. He had 12 postseason touchdown catches and 17-consecutive postseason games with a reception. Stallworth set Super Bowl records for career average-per-catch (24.4 yards) and for single-game average (40.3), set in Super Bowl XIV. A two-time team MVP Stallworth retired as the Steelers' all-time leader in receptions (537) yards (8,723) 100-yards receiving games (25) and receiving touchdowns (63).

**ROD WOODSON**Cornerback (1987-96) **ELECTED:** 2009

Roderick Kevin Woodson was the Steelers' first-round draft pick in 1987. He was the 1993 NFL Defensive Player of the Year and a member of the NFL's 75th anniversary team. A three-time team MVP Woodson ranks fourth in team history with 38 interceptions. Woodson was selected to seven Pro Bowls, six AP All-Pro teams and was named to the 1990s All-Decade team. He returned five interceptions, two punts and two kickoffs for scores.

**JACK BUTLER**Cornerback (1951-59) **ELECTED:** 2012

John Bradshaw Butler played in 103 games as a cornerback for the Pittsburgh Steelers and was selected to the NFL's All-Decade Team of the 1950s. When he retired, Butler ranked as the NFL's second all-time leader with 52 career interceptions. The Pittsburgh native registered 827 return yards on interceptions, returning four for touchdowns. Butler also returned one fumble for a touchdown. Despite recording 25 interceptions in his first four seasons, Butler was not selected to his first of four career Pro Bowls until 1955. A season later he was named second-team All-NFL and would go on to earn first-team All-NFL honors in each of the following three seasons.

**DERMONTTI DAWSON**Center (1988-2000) **ELECTED:** 2012

Dermontti Fara Dawson was a second-round draft pick by the Steelers in 1988 and played guard as a rookie before replacing Hall of Famer Mike Webster at center in 1989. Dawson started for the majority of a 13-year career that saw him play in 184 games during the regular season, including 170 consecutive, the third longest streak in franchise history. He was named to seven consecutive Pro Bowls (1993-99), was a first team All-Pro for six straight years (1993-98) and was named to the NFL's All-Decade Team of the 1990s. During Dawson's 13-year career, which ties for the third-most seasons played in franchise history, he helped the Steelers win five division titles and one Super Bowl, and record a winning record nine times.

**JEROME BETTIS**Running Back (1996-2005) **ELECTED:** 2015

Jerome Abram Bettis, Sr., "The Bus" was traded to the Steelers from the St. Louis Rams prior to the start of the 1996 season. He played in 192 regular-season games in his 13-year career, registering the sixth-most rushing yards (13,662) in NFL history. He eclipsed the 100-yard mark 61 times in the regular season and three times in the postseason. Bettis scored 78 rushing touchdowns as a Steeler, the second-most in franchise history. His career accolades include six Pro Bowls, first-team All-Pro twice, second-team All-Pro once and he was named the NFL's Comeback Player of the Year in 1996. He ended his career with a victory in his hometown of Detroit, Mich., as the Steelers captured their fifth Lombardi trophy in Super Bowl XL.

**KEVIN GREENE**Linebacker (1993-95) **ELECTED:** 2016

Prior to the start of the 1993 season, the Steelers signed free agent Kevin Greene, who would play three seasons for Pittsburgh. As a Steeler, Greene recorded 35.5 sacks from 1993-95, which are the second-most sacks in any three-year span in team history. In his 15-year NFL career, Greene totaled 160 sacks, 26 fumble recoveries, five interceptions, and recorded three safeties. His 160 sacks still rank third all-time in NFL history. Greene was a three-time first-team All-Pro (1989, 1994 and 1996) and a five-time Pro Bowler (1989, 1994-96 and 1998). He was also named to the NFL's All-Decade Team of the 1990s.

## Steelers in the Hall of Fame

**BILL COWHER**

Head Coach (1992-2006) **ELECTED:** 2020

William Laird Cowher served as the head coach for the Pittsburgh Steelers for 15 seasons. He led the team to 10 playoff appearances including eight division championships and two Super Bowls – capturing one Lombardi Trophy when the Steelers defeated the Seattle Seahawks 21-10 in Super Bowl XL. Cowher had an overall career record of 161-99-1 with a remarkable winning percentage of .619.

**TROY POLAMALU**

Safety (2003-14) **ELECTED:** 2020

Troy Polamalu played his entire 12-year NFL career (2003-14) with Pittsburgh. He was selected by the Steelers with the 16th overall pick of the 2003 NFL Draft. A two-time Super Bowl champion (XL and XLIII), Polamalu also was a four-time first team All-Pro selection, a two-time second team All-Pro selection, the 2010 NFL Defensive Player of the Year, an eight-time Pro Bowler and a member of both the NFL 2000s All-Decade Team and Steelers All-Time Team. Polamalu, the 16th safety inducted into the Pro Football Hall of Fame, redefined the way the position was played. His career totals include 12.0 sacks, 32 interceptions, 13 forced fumbles and seven fumble recoveries during the regular season, and his post-season numbers include one half-sack and three interceptions, one of which he returned for a touchdown.

**DONNIE SHELL**

Safety (1974-87) **ELECTED:** 2020

Donnie Shell intercepted at least one pass in each of his 14 seasons with the Steelers. His 51 interceptions made him the first strong safety in the history of the National Football League to surpass the 50-interception mark. Shell was named to the first of his five consecutive Pro Bowl teams following the 1978 season. He was also named first- or second-team All-Pro five times ('78-'82). In '80, Shell led all Steelers defenders with a career-high seven interceptions and was named the team's MVP. In '84, he duplicated his team- and career-best seven-interception effort. Shell led or shared the lead in interceptions five out of seven years. Shell led the team in tackles in both 1982 and '84, and was the leading tackler in the Steelers secondary for six straight years (1981-86). His 51 career interceptions rank him third in Steelers history, behind Hall of Famers Mel Blount (57) and Jack Butler (52), and his 19 opponent fumble recoveries are just behind Hall of Famer Jack Ham (21) as a second-best performance by a Steeler.

**Notes:** Other Hall of Famers who spent part of their careers with the Steelers include: **Tony Dungy** (Player 1977-78, Coach 1981-88, elected 2016), **Cal Hubbard** (Player 1936, elected 1963), **Marion Motley** (Player 1955, elected 1968), **Earle (Greasy) Neale** (Coach 1943, elected 1969), **Bill Hewitt** (Player 1943, elected 1971), **Len Dawson** (Player 1957-1959, elected 1987) and **Dick LeBeau** (Coached from 1992-1996, 2004-14, elected 2010).


**Steelers** in the Hall of Fame**BILL NUNN**Contributor (1968-2014) **ELECTED:** 2021

From their inception in 1933 through the 1971 season, the Pittsburgh Steelers made exactly one postseason appearance, losing a divisional playoff game in 1947.

The organization's fortunes would change dramatically in the 1970s, and a key figure in the transformation from perennial losers to four-time Super Bowl champions in a six-season span was Bill Nunn, a scout and later the assistant director of player personnel for the team from 1968 to 2013.

A look at the team photo of the 1974 Steelers, winners of Super Bowl IX, illustrates Nunn's influence. In the picture are 11 players from Historically Black Colleges and Universities, including three future members of the Pro Football Hall of Fame: Mel Blount, Donnie Shell and John Stallworth. Nunn was integral in the Steelers finding talented players from HBCUs, giving the team an advantage over others in the NFL at that time.

In addition to players from HBCUs, Nunn also found diamonds in the rough of smaller programs across the country. One success story was Jack Lambert (Kent State), who went onto a Hall of Fame career.

**ALAN FANECA**Guard (1992-2006) **ELECTED:** 2021

Alan Faneca, a 6'4", 322-pound guard out of LSU, was drafted in the first round of the 1998 NFL Draft by the Pittsburgh Steelers. He was inserted into the starting lineup in Week 6 of his rookie year against the Cincinnati Bengals and helped the Steelers offense compile 257 yards on the ground that day. Faneca missed only two starts for the remainder of his 206-game career.

Faneca, who earned All-Rookie acclaim in 1998, helped the Steelers post 10-plus wins five times including regular-season records of 13-3 (2001) and 15-1 (2004).

In all, Faneca won four division titles and earned one Wild Card berth with the Steelers and added a sixth career playoff appearance with the New York Jets in 2009.

Faneca started 14 playoff games including four AFC championship games and a Steelers victory in Super Bowl XL.

He earned his first Pro Bowl honor following the '01 season which began a string of nine straight Pro Bowl nominations (2002-2010). Faneca was named first- or second-team All-Pro eight straight times and was named All-AFC seven times (2001-07).

Faneca was a mauler in the run game and he helped his team secure 11 top 10 rankings in run offense during his 13 seasons in the NFL. He blocked for nine 1,000-yard rushers, five 3,000-yard passers and is a member of the NFL's All-Decade Team of the 2000s.

## Steelers Hall of Honor




## HALL OF HONOR

The Pittsburgh Steelers **Hall of Honor**, established with its inaugural class of 27 members in 2017, is comprised of former players, coaches, and front office personnel who were integral in creating and sustaining the franchise's success dating back to when the team was founded in 1933.

In 2021, the Steelers added their fifth class, inducting Tunch Ilkin, Jon Kolb, Carnell Lake and Louis Lipps.

Each Hall of Honor inductee receives a replica of a solid steel football, which replicates the original that was given to Steelers' founder Art Rooney Sr. by the United States Steel Corporation and United Steel Workers in 1982 on the occasion of the team's 50th Season. They will be part of a display to be located inside the FedEx Great Hall at Acrisure Stadium.



## Steelers Hall of Honor

## HALL OF HONOR INDUCTEES

Jerome Bettis	2017	Carnell Lake	2021
Rocky Bleier	2018	Bobby Layne	2017
Mel Blount	2017	Louis Lipps	2021
Terry Bradshaw	2017	Greg Lloyd	2020
Larry Brown	2019	John McNally	2017
Jack Butler	2017	Elbie Nickel	2019
Bill Cowher	2019	Bill Nunn	2017
Buddy Dial	2018	Chuck Noll	2017
Dermontti Dawson	2017	Troy Polamalu	2020
Bill Dudley	2017	Art Rooney, Jr.	2018
Alan Faneca	2018	Arthur J. Rooney, Sr.	2017
James Farrior	2020	Daniel M. Rooney	2017
Joe Greene	2017	Andy Russell	2017
Kevin Greene	2017	Donnie Shell	2017
L.C. Greenwood	2017	John Stallworth	2017
Jack Ham	2017	Ernie Stautner	2017
Franco Harris	2017	Lynn Swann	2017
Dick Hoak	2017	Mike Wagner	2020
Tunch Ilkin	2021	Hines Ward	2017
John Henry Johnson	2017	Mike Webster	2017
Walt Kiesling	2017	Dwight White	2020
Jon Kolb	2021	Rod Woodson	2017
Jack Lambert	2017		

The following are the guidelines for eligibility to be considered for the Steelers' Hall of Honor:

**Former Players:**

- Retired for at least three seasons
- Must have played for the Steelers for a minimum of three seasons
- Should possess noteworthy career highlights, records, and achievements

**Former Coaches and Contributors:**

- Significant contributions to the team and community




Steelers All-Time Uniforms





1933



1934



1943



1960

1954




1963



1967

**Steelers** All-Time Uniforms



## Steelers Postseason Experience

## STEELERS WITH POSTSEASON EXPERIENCE AS STEELERS (40)

8 games	(1)	K Chris Boswell
7 games	(1)	DT Cameron Heyward
3 games	(2)	CB Cameron Sutton, LB T.J. Watt
2 games	(16)	DE Tyson Alualu, FB Derek Watt, DL Chris Wormley, C J.C. Hassenauer, TE Kevin Rader, DL Henry Mondeaux, LB Marcus Allen, LB Robert Spillane, T Chukwuma Okorafor, S Minkah Fitzpatrick, S Terrell Edmunds, WR Diontae Johnson, RB Benny Snell Jr., CB Justin Layne, WR Chase Claypool, LB Alex Highsmith
1 game	(20)	T Dan Moore Jr., G John Legule, TE Pat Freiermuth, RB Najee Harris, G Kevin Dotson, LB Devin Bush, CB Ahkello Witherspoon, P Pressley Harvin III, DB Tre Norwood, S Miles Killebrew, DB Arthur Maulet, LS Christian Kuntz, LB Derek Tuska, LB Ulysees Gilbert III, DT Montravious Adams Sr., T Joe Haeg, TE Zach Gentry, DL Isaiahh Loudermilk, CB James Pierre, DT Carlos Davis

## STEELERS WITH POSTSEASON EXPERIENCE ON OTHER NFL TEAMS (20)

6 games	(1)	T Joe Haeg (Indianapolis, Tampa Bay)
5 games	(1)	CB Levi Wallace (Buffalo)
3 games	(7)	WR Miles Boykin (Baltimore), LB Myles Jack (Jacksonville), S Karl Joseph (Las Vegas, Cleveland), S Damontae Kazee (Atlanta, Dallas), QB Mitch Trubisky (Chicago, Buffalo), CB Ahkello Witherspoon (San Francisco), DE Chris Wormley (Baltimore)
2 games	(6)	DT Montravious Adams Sr. (Green Bay), CB Arthur Maulet (New Orleans), WR Anthony Miller (Chicago), OL Trent Scott (Carolina), TE Jace Sternberger (Green Bay), FB Derek Watt (L.A. Chargers)
1 game	(5)	LB Genard Avery (Philadelphia), OL James Daniels (Chicago), S Miles Killebrew (Detroit), WR Gunner Olszewski (New England), Stephen Sims (Washington)

## STEELERS WITH SUPER BOWL EXPERIENCE (4)

1 game	(2)	OL Joe Haeg (Tampa Bay Buccaneers)
--------	-----	------------------------------------

T.J.  
WATT

**Notes:** LB Buddy Johnson (foot), G Kevin Dotson (ankle) and DL Tyson Alualu (ankle) were on the team's Reserve/Injured List for the 2021 postseason ... LB Devin Bush (knee) was on the team's Reserve/Injured List for the 2020 postseason ... DT Cameron Heyward (pectoral) was on the team's Reserve/Injured List for the 2016 postseason.

## Steelers in the Postseason (36-28)



YEAR	Record	Game	Date	Opponent	Attendance	Steelers	Opp.	Result
1947	8-4	Eastern Division Playoff	12/21/47	Philadelphia	35,729	0	21	L
1962	9-5	Playoff Bowl	1/6/63	Detroit	36,284	10	17	L
1972 ●	11-3	AFC Divisional Playoff	12/23/72	Oakland	50,327	13	7	W
		AFC Championship	12/31/72	Miami	50,845	17	21	L
1973	10-4	AFC Divisional Playoff	12/22/73	at Oakland	52,646	14	33	L
1974 ● ●	10-3-1	AFC Divisional Playoff	12/22/74	Buffalo	49,841	32	14	W
		AFC Championship	12/29/74	at Oakland	53,800	24	13	W
		Super Bowl IX	1/12/75	Minnesota	80,997	16	6	W
1975 ● ●	12-2	AFC Divisional Playoff	12/27/75	Baltimore	49,557	28	10	W
		AFC Championship	1/4/76	Oakland	50,609	16	10	W
		Super Bowl X	1/18/76	Dallas	80,187	21	17	W
1976 ●	10-4	AFC Divisional Playoff	12/19/76	at Baltimore	59,296	40	14	W
		AFC Championship	12/26/76	at Oakland	53,821	7	24	L
1977 ●	9-5	AFC Divisional Playoff	12/24/77	at Denver	75,059	21	34	L
1978 ● ●	14-2	AFC Divisional Playoff	12/30/78	Denver	50,230	33	10	W
		AFC Championship	1/7/79	Houston	50,725	34	5	W
		Super Bowl XIII	1/21/79	Dallas	79,484	35	31	W
1979 ● ●	12-4	AFC Divisional Playoff	12/30/79	Miami	50,214	34	14	W
		AFC Championship	1/6/80	Houston	50,475	27	13	W
		Super Bowl XIV	1/20/80	L.A. Rams	103,985	31	19	W
1982	6-3	AFC Tournament	1/9/83	San Diego	53,546	28	31	L
1983 ●	10-6	AFC Divisional Playoff	1/13/84	at L.A. Raiders	90,380	10	38	L
1984 ●	9-7	AFC Divisional Playoff	12/30/84	at Denver	74,981	24	17	W
		AFC Championship	1/6/85	at Miami	76,029	28	45	L
1989	9-7	AFC Wild Card Game	12/31/89	at Houston	58,306	26	23	W (OT)
		AFC Divisional Playoff	1/7/90	at Denver	75,868	23	24	L
1992 ●	11-5	AFC Divisional Playoff	1/9/93	Buffalo	60,407	3	24	L
1993	9-7	AFC Wild Card Game	1/8/94	at Kansas City	75,868	24	27	L (OT)
1994 ●	12-4	AFC Divisional Playoff	1/7/95	Cleveland	58,185	29	9	W
		AFC Championship	1/15/95	San Diego	61,545	13	17	L

● AFC Central Champion ● AFC Champion

## Steelers in the Postseason (36-28)

YEAR	Record	Game	Date	Opponent	Attendance	Steelers	Opp.	Result
1995 ●●	11-5	AFC Divisional Playoff	1/6/96	Buffalo	50,072	40	21	W
		AFC Championship	1/14/96	Indianapolis	61,062	20	16	W
		Super Bowl XXX	1/28/96	Dallas	76,347	17	27	L
1996 ●	10-6	AFC Wild Card Game	12/29/96	Indianapolis	58,078	42	14	W
		AFC Divisional Playoff	1/5/97	at New England	60,188	3	28	L
1997 ●	11-5	AFC Divisional Playoff	1/3/98	New England	61,228	7	6	W
		AFC Championship	1/11/98	Denver	61,382	21	24	L
2001 ●	13-3	AFC Divisional Playoff	1/20/02	Baltimore	63,976	27	10	W
		AFC Championship	1/27/02	New England	64,704	17	24	L
2002 ●	10-5-1	AFC Wild Card Game	1/5/03	Cleveland	62,595	36	33	W
		AFC Divisional Playoff	1/11/03	at Tennessee	68,809	31	34	L (OT)
2004 ●	15-1	AFC Divisional Playoff	1/15/05	N.Y. Jets	64,915	20	17	W (OT)
		AFC Championship	1/23/05	New England	65,242	27	41	L
2005 ●	11-5	AFC Wild Card Game	1/8/06	at Cincinnati	65,870	31	17	W
		AFC Divisional Playoff	1/15/06	at Indianapolis	57,449	21	18	W
		AFC Championship	1/22/06	at Denver	76,174	34	17	W
		Super Bowl XL	2/5/06	Seattle	68,206	21	10	W
2007 ●	10-6	AFC Wild Card Game	1/5/08	Jacksonville	63,629	29	31	L
2008 ●●	12-4	AFC Divisional Game	1/11/09	San Diego	63,899	35	24	W
		AFC Championship Game	1/18/09	Baltimore	65,350	23	14	W
		Super Bowl XLIII	2/1/09	Arizona	70,774	27	23	W
2010 ●●	12-4	AFC Divisional Playoff	1/15/11	Baltimore	64,879	31	24	W
		AFC Championship Game	1/23/11	N.Y. Jets	66,662	24	19	W
		Super Bowl XLV	2/6/11	Green Bay	103,219	25	31	L
2011	12-4	AFC Wild Card Game	1/8/12	at Denver	75,970	23	29	L (OT)
2014 ●	11-5	AFC Wild Card Game	1/3/15	Baltimore	62,780	17	30	L
2015	10-6	AFC Wild Card Game	1/9/16	at Cincinnati	63,257	18	16	W
		AFC Divisional Playoff	1/17/16	at Denver	76,956	16	23	L
2016 ●	11-5	AFC Wild Card	1/8/17	Miami	62,726	30	12	W
		AFC Divisional Playoff	1/15/17	at Kansas City	75,678	18	16	W
		AFC Championship	1/22/17	at New England	66,829	17	36	L
2017 ●	13-3	AFC Divisional Playoff	1/14/18	Jacksonville	64,524	42	45	L
2020 ●	12-4	AFC Super Wild Card	1/10/21	Cleveland	-	37	48	L
2021	9-7-1	AFC Super Wild Card	1/16/22	Kansas City	73,253	21	42	L

● AFC Central Champion ● AFC Champion ● AFC North Champion

## Steelers Longest Plays

## LONGEST RUNS FROM SCRIMMAGE

97t	Bobby Gage (12/4/49 at Chicago Bears)
87t	John Henry Johnson (12/11/60 vs. Philadelphia)
85t	John Fuqua (12/20/70 at Philadelphia)
81	Le'Veon Bell (9/21/14 at Carolina)
80t	Willie Parker (12/24/05 at Cleveland)
80t	Kordell Stewart (12/22/96 at Carolina)
77t	Dick Hoak (10/20/68 vs. New Orleans)
76	Jonathan Dwyer (10/9/11 vs. Tennessee)
76	Willie Parker (11/12/06 vs. New Orleans)
75t*	Willie Parker (2/5/06 vs. Seattle)
75t	Franco Harris (11/19/72 at Cleveland)
75	Sidney Thornton (9/23/79 vs. Baltimore)
75	Buist Warren (11/11/45 vs. Chicago Cardinals)

## LONGEST PASS PLAYS

97t	Ben Roethlisberger-Juju Smith-Schuster (11/25/18 at Denver)
97t	Ben Roethlisberger-Juju Smith-Schuster (10/29/17 at Detroit)
95t	Ben Roethlisberger-Mike Wallace (10/23/11 at Arizona)
94t	Ben Roethlisberger-Martavis Bryant (12/7/14 at Cincinnati)
90t	Kordell Stewart-Bobby Shaw (12/16/01 at Baltimore)
90	Bubby Brister-Dwight Stone (10/14/90 at Denver)
90	Terry Bradshaw-Mark Malone (11/8/81 at Seattle)
89t	Neil O'Donnell-Dwight Stone (9/1/91 vs. San Diego)
89t	Bubby Brister-Louis Lipps (11/13/88 vs. Philadelphia)
88t	Landry Jones-Martavis Bryant (10/18/15 vs. Arizona)
88t	Rudy Bukich-Buddy Dial (10/22/61 vs. Cleveland)
87t	Charlie Batch-Heath Miller (9/7/06 vs. Miami)
87t	Terry Bradshaw-Dave Smith (12/6/70 vs. Green Bay)
87t	Bill Nelsen-Gary Ballman (11/28/65 vs. Cleveland)
85t	Ben Roethlisberger-Hines Ward (9/25/05 vs. New England)
84t	Ben Roethlisberger-Chase Claypool (9/20/20 vs. Denver)
84t	Mike Tomczak-Charles Johnson (12/24/94 at San Diego)
84t	Ron Smith-Roy Jefferson (9/18/66 vs. Detroit)
83	Ben Roethlisberger-Santonio Holmes (12/20/07 at St. Louis)
82t	Ben Roethlisberger-Mike Wallace (10/11/12 at Tennessee)
81t	Ben Roethlisberger-Mike Wallace (9/25/11 at Indianapolis)
81t	Josh Miller-Chris Hope (12/28/03 at Baltimore)
81t	Terry Bradshaw-Ron Shanklin (11/29/70 vs. Cleveland)
80t	Ben Roethlisberger-Martavis Bryant (11/9/14 at N.Y. Jets)
80t	Bubby Brister-Louis Lipps (12/4/88 at Houston)
80t	Bubby Brister-Louis Lipps (9/11/88 at Washington)
80t	David Woodley-Louis Lipps (9/2/84 vs. Kansas City)
80t	Merlyn Condit-Bill Dudley (10/27/46 at Boston)

## LONGEST PUNTS

82	Joe Geri (11/20/49 at Green Bay)
79	Jordan Berry (10/18/15 vs. Arizona)
79	Drew Butler (12/9/12 vs. San Diego)
75	Bobby Joe Green (1960)
	Josh Miller (12/2/99 at Jacksonville)
74	Brad Wing (12/7/14 at Cincinnati)
	Craig Colquitt (12/7/81 at Oakland)
	Bob Cifers (1947)
73	Josh Miller (9/20/98 at Miami)
72	Josh Miller (11/30/03 vs. Cincinnati)
	Josh Miller (10/26/97 vs. Jacksonville)

## LONGEST PUNT RETURNS

90	Brady Keys (9/20/64 vs. N.Y. Giants)
85t	<b>Diontae Johnson (12/8/19 at Arizona)</b>
84t	Antwaan Randle El (10/26/03 vs. St. Louis)
82	Brady Keys (9/22/63 vs. N.Y. Giants)
81t	Antwaan Randle El (1/1/06 vs. Detroit)
80t	Rod Woodson (10/25/92 at Kansas City)
80t	Roy Jefferson (11/10/68 at St. Louis)
76t	Louis Lipps (11/19/84 at New Orleans)
72	Antwaan Randle El (12/18/05 at Minnesota)
72t	Antwaan Randle El (10/16/05 vs. Jacksonville)
72t	Andre Hastings (9/10/95 at Houston)

## LONGEST KICKOFF RETURNS

101t	Don McCall (11/23/69 at Minnesota)
99t	Antwaan Randle El (10/13/02 at Cincinnati)
98t	Allen Rossum (9/23/07 vs. San Francisco)
98t	Will Blackwell (12/24/00 at San Diego)
97t	Will Blackwell (10/5/97 at Baltimore)
96t	Juju Smith-Schuster (12/31/17 vs. Cleveland)
96t	Billy Wells (10/13/57 vs. Chicago Cardinals)
95t	Larry Anderson (10/15/78 at Cleveland)
94t	Mike Collier (10/26/75 at Green Bay)
93t	Jim Butler (10/30/66 at Dallas)
93t	Lynn Chandnois (10/3/53 vs. N.Y. Giants)
93t	Lynn Chandnois (10/12/52 at Philadelphia)

## LONGEST INTERCEPTION RETURNS

100t*	James Harrison (2/1/09 vs. Arizona)
99t	Martin Kottler (9/27/33 vs. Chicago Cardinals)
96t	<b>Minkah Fitzpatrick (11/3/19 vs. Indianapolis)</b>
91	Jack Hinkle (10/9/43 vs. N.Y. Giants)
89	Lawrence Timmons (11/30/08 at New England)
86t	Glen Edwards (9/30/73 at Houston)
84	Joey Porter (9/15/02 vs. Oakland)
82t	Keyaron Fox (10/25/09 vs. Minnesota)
82t	Jim Bradshaw (10/24/65 at Philadelphia)
82t	Tony Compagno (11/7/48 vs. Green Bay)
81t	Russ Craft (10/17/54 vs. Cleveland)
80t	Bill Dudley (11/3/46 vs. Washington)

## LONGEST FIELD GOALS

59	<b>Chris Boswell (11/8/20 at Dallas)</b>
56	<b>Chris Boswell (9/19/21 vs. Las Vegas)</b>
55	Kris Brown (10/14/01 at Kansas City)
	Gary Anderson (11/25/84 vs. San Diego)
54	<b>Chris Boswell (11/8/21 vs. Chicago)</b>
54	Gary Anderson (12/8/91 at Houston)
53	<b>Chris Boswell (12/5/21 vs. Baltimore)</b>
53	<b>Chris Boswell (11/26/17 vs. Green Bay)</b>
	Shaun Suisham (11/9/14 at N.Y. Jets)
	Jeff Reed (11/8/10 at Cincinnati)
	Jeff Reed (9/21/08 at Philadelphia)
	Gary Anderson (10/21/84 at Indianapolis)
52	<b>Chris Boswell (11/8/21 vs. Chicago)</b>
52	<b>Chris Boswell (10/17/21 vs. Seattle)</b>
52	<b>Chris Boswell (10/3/21 at Green Bay)</b>
52	<b>Chris Boswell (12/10/17 vs. Baltimore)</b>
	Shaun Suisham (10/11/12 at Tennessee)
	Jeff Reed (9/12/10 vs. Atlanta)
	Kris Brown (9/30/01 at Buffalo)
	Kris Brown (12/11/00 vs. Philadelphia)
	Norm Johnson (11/9/97 vs. Baltimore)
	Gary Anderson (11/13/88 vs. Philadelphia)
	Gary Anderson (11/22/87 at Cincinnati)
	Gary Anderson (11/17/85 at Houston)

## LONGEST FUMBLE RETURNS

102t	Travis Davis (12/26/99 vs. Carolina)
94t	Greg Best (10/16/83 vs. Cleveland)

## LONGEST BLOCKED KICK RETURNS

83t	Dale Dodrill (12/14/52 at L.A. Rams)
-----	--------------------------------------

\* *Playoff Game*

## Steelers Opponent Longest Plays

## LONGEST RUNS FROM SCRIMMAGE

94t	O.J. Simpson (10/29/72 at Buffalo)
93t	Terrelle Pryor (10/27/13 at Oakland)
90t	Lenoard Fournette (10/8/17 vs. Jacksonville)
88t	O.J. Simpson (9/28/75 vs. Buffalo)
88t	Parker Hall (10/29/39 vs. Cleveland Rams)
82t	Derrick Alexander (12/18/99 vs. Kansas City)
79t	Ollie Matson (11/25/56 vs. Chicago Cardinals)
78t	Kevan Barlow (11/17/03 at San Francisco)
78t*	Curtis Martin (1/5/97 at New England)
77t	Greg Bell (12/15/85 vs. Buffalo)
74t	Miles Sanders (10/11/20 vs. Philadelphia)
72t	Javon Walker (11/5/06 vs. Denver)
67	Isaiah Crowell (1/1/17 vs Cleveland)
65t	James Brooks (10/8/89 vs. Cincinnati)
65	Joe Morris (12/21/85 at N.Y. Giants)

## LONGEST PASS PLAYS

99t	Frank Filchock-Andy Farkas (10/15/39 vs. Washington)
98t	Earl Morrall-Homer Jones (9/11/66 vs. N.Y. Giants)
96t	Frank Ryan-Ollie Matson (10/1/61 vs. Cleveland Rams)
95t	Joe Flacco-Mike Wallace (11/6/16 at Baltimore)
88t	Steve Beuerlein-Patrick Jeffers (12/26/99 vs. Carolina)
88t	Dave Ryan-John Greene (11/10/46 at Detroit)
87t	Norm Snead-Timmy Brown (10/4/64 at Philadelphia)
87t	Drew Bledsoe-Terry Glenn (12/6/98 vs. New England)
86t	Boomer Esiason-Eddie Brown (11/6/88 at Cincinnati)
86t	Bob Griese-Paul Warfield (11/14/71 at Miami)
84t	Greg Landry-Ron Jessie (9/16/73 vs. Detroit)
83*	Kelly Holcomb-Kevin Johnson (1/5/03 vs. Cleveland)
83t	Dak Prescott-Ezekiel Elliott (11/13/16 vs. Dallas)
83t	Aaron Rodgers-Greg Lewis (12/30/09 vs. Green Bay)
82t	Len Dawson-Otis Taylor (10/18/71 at Kansas City)
81t	Andy Dalton-A.J. Green (12/7/14 at Cincinnati)
81t	Jack Trudeau-Jessie Hester (11/22/92 vs. Indianapolis)
81t	Tom Brady-Aaron Dobson (11/3/13 at New England)
80t	Russell Wilson-Doug Baldwin (11/29/15 at Seattle)
80t	Zach Mettenberger-Nate Washington (11/17/14 at Tennessee)
80*	Tim Tebow-Demaryius Thomas (1/8/12 at Denver)
80t	Peyton Manning-Marvin Harrison (11/28/05 at Indianapolis)
80t	Todd Bouman-Michael Bennett (12/2/01 vs. Minnesota)

## LONGEST PUNTS

84	Harry Newsome (12/20/92 vs. Minnesota)
78	Craig Hentrich (1/2/00 vs. Tennessee)
71	Todd Sauerbrun (9/13/98 vs. Chicago)
69	Ryan Quigley (11/9/14 at N.Y. Jets) Greg Coleman (9/21/86 at Minnesota)
68	Dan Pastorini (11/9/75 vs. Houston)
67	Logan Cooke (11/22/20 at Jacksonville) Ryan Allen (9/10/15 at New England) Kevin Huber (12/12/10 vs. Cincinnati)
	Kyle Larson (9/24/06 vs. Cincinnati)
66	Brandon Fields (10/24/10 at Miami) Andy Lee (9/23/07 vs. San Francisco) Darren Bennett (10/1/95 vs. San Diego)
65	Michael Dickson (10/17/21 vs. Seattle) Brad Nortman (9/21/14 at Carolina) Bryan Barker (10/1/00 at Jacksonville) Louie Aguiar (9/13/92 vs. N.Y. Jets) Lee Johnson (11/17/85 at Houston) Jerrel Wilson (11/12/72 vs. Kansas City)

## LONGEST PUNT RETURNS

96t	Bill Dudley (12/3/50 vs. Washington)
94t	Charlie Rogers (9/26/99 vs. Seattle)
91t	Eric Metcalf (10/24/93 at Cleveland)
90t	Bob Hayes (12/8/68 at Dallas)
87t	Dennis Northcutt (11/2/02 at Cleveland)
87t	Tommy Vigorito (9/10/81 at Miami)
87t	Rick Upchurch (11/6/77 at Denver)
81t	Robbie Martin (11/24/83 at Detroit)
75t*	Santana Moss (1/15/05 vs. N.Y. Jets)

## LONGEST KICKOFF RETURNS

108t	Jacoby Jones (11/12/14 vs. Baltimore)
103t	Gayle Sayers (9/17/67 vs. Chicago)
100t	Joshua Cribbs (11/11/07 vs. Cleveland)
100t	Dante Hall (9/14/03 at Kansas City)
100t	Gerald McNeil (10/5/86 vs. Cleveland)
100t	Larry Krause (12/6/70 vs. Green Bay)
99t	Gaston Green (10/29/90 vs. L.A. Rams)
98t	Joshua Cribbs (10/18/09 vs. Cleveland)
98t	Ned Mathews (11/21/43 vs. Detroit)
97t	Brad Smith (12/19/10 vs. N.Y. Jets)
97t	Jamaal Charles (11/22/09 at Kansas City)
97t	Brian Mitchell (9/7/97 vs. Washington)
97t	Tony Smith (9/27/93 at Atlanta)
97t	Boyce Green (12/21/86 at Kansas City)
97t	JoJo Townsell (12/13/86 at N.Y. Jets)
97t	Bobby Humphrey (9/6/84 at N.Y. Jets)
97t	Carl Roaches (9/18/83 at Houston)

## LONGEST INTERCEPTION RETURNS

100t	Chris Carr (10/29/06 at Oakland)
97t	Darryl Williams (11/7/93 at Cincinnati)
95t	Don Doll (10/8/49 vs. Detroit)
94t	Irv Cross (1/25/64 at Philadelphia)
94t	Andy Studebaker (11/22/09 at Kansas City)
92	Leo Sanford (9/26/55 vs. Chicago Cardinals)
91t	Hal van Every (11/23/41 vs. Green Bay)
90t	Bob "Tulsa" Smith (11/9/52 vs. Detroit)
87	Joe Blahak (12/9/73 vs. Houston)
83t	Michael Griffin (12/21/08 at Tennessee)
83t	Don Perkins (10/8/44 vs. Green Bay)
77t	Mike Brim (9/13/92 vs. N.Y. Jets)
77t	Woodrow Lowe (11/25/79 at San Diego)
77t	Paul Krause (11/23/69 at Minnesota)
75t	Daylor McCutcheon (10/5/03 vs. Cleveland)
75t	Brian Washington (10/2/88 vs. Cleveland)
75t*	Vernon Perry (1/6/80 vs. Houston)
75t	George Sauer (11/24/35 vs. Green Bay)

## LONGEST FIELD GOALS

54	Sam Ficken (12/22/19 at N.Y. Jets)
54	Josh Lambo (10/12/15 at San Diego) Blair Walsh (9/29/13 vs. Minnesota [London]) Tony Zendejas (9/12/93 at L.A. Rams)
53	Dan Bailey (11/13/16 vs Dallas) Mike Hollis (10/8/95 at Jacksonville) Sam Baker (12/18/63 at Dallas)
52	Justin Tucker (10/1/15 vs. Baltimore) Jeff Wilkins (12/20/07 at St. Louis) Richie Cunningham (8/31/97 vs. Dallas) Mike Hollis (11/9/96 at Jacksonville) Steve Christie (11/14/94 vs. Buffalo) Eddie Murray (10/25/92 at Kansas City) Pat Leahy (9/6/84 at N.Y. Jets) Grant Guthrie (10/11/70 vs. Buffalo) Dan Bailey (11/13/16 vs. Dallas)

## LONGEST FUMBLE RETURNS

89t	Don Paul (11/10/57 at Cleveland)
88t	Keith McKenzie (11/9/98 vs. Green Bay)
78t	Quentin Coryatt (9/18/94 vs. Indianapolis)
72t	Wendell Harris (9/11/66 vs. N.Y. Giants)
70t	Al Smith (12/8/91 at Houston)
70t	Barney Bussey (11/18/90 at Cincinnati)
65t	Thomas Howard (9/6/81 vs. Kansas City)

## LONGEST BLOCKED KICK RETURNS

78t	Lloyd Burruss (12/21/86 vs. Kansas City)
58t	Chris Hudson (9/22/97 at Jacksonville)

\* Playoff Game





## Steelers History (Coldest/Warmest Games, Records at Acrisure Stadium)

### STEELERS COLDEST GAMES

Date	Team	W-L	Score	Temp.
Sun., Dec. 10, 1977	at Cincinnati	L	17-10	2°
Sun., Dec. 17, 1989	New England	W	28-10	5°
Sun., Dec. 31, 2017	Cleveland	W	28-24	11°
Sun., Jan. 23, 2005*	New England	L	41-27	11°
Thurs., Dec. 10, 2009	at Cleveland	L	13-6	15°
Sun., Jan. 4, 1976*	Oakland	W	16-10	16°
Sun., Jan. 8, 2017	Miami	W	30-12	17°
Sun., Jan. 23, 2011*	N.Y. Jets	W	24-19	17°
Sun., Jan. 14, 2018*	Jacksonville	L	45-42	18°
Sun., Nov. 24, 2013	at Cleveland	W	27-11	20°
Thurs., Dec. 7, 2006	Cleveland	W	27-7	20°
Sun., Dec. 30, 2001	at Cincinnati	L	26-23 (OT)	20°
Sun., Dec. 18, 1983	at Cleveland	L	30-17	20°
Sun., Jan. 20, 2002*	Baltimore	W	27-10	21°
Sun., Dec. 7, 2008	Dallas	W	20-13	22°
Sun., Dec. 15, 1985	Buffalo	W	30-24	22°
Sun., Dec. 12, 1982	at Buffalo	L	13-0	22°
Sun., Jan. 6, 1980*	Houston	W	27-13	22°

\* Playoff game

### STEELERS WARMEST GAMES

Date	Team	W-L	Score	Temp.
Sun., Oct. 9, 1988	at Phoenix	L	31-14	94°
Mon., Oct. 12, 2015	at San Diego	W	24-20	93°
Sun., Sept. 20, 1992	at San Diego	W	23-6	92°
Sun., Sept. 6, 1998	at Baltimore	W	20-13	91°
Sun., Sept. 18, 1995	at Miami	L	23-10	91°
Sun., Sept. 18, 2005	at Houston	W	27-7	90°
Sun., Sept. 26, 2010	at Tampa Bay	W	38-13	90°

### STEELERS RECORDS AT ACRISURE STADIUM

#### Overall Record

130-51-1 (Regular season: 122-45-2; Postseason: 8-6)

#### Steelers Biggest Wins-Worst Losses

Biggest Win: 38 points (45-7) (10/15/06 vs. Kansas City)  
Worst Loss: 24 points (7-31) (12/24/06 vs. Baltimore)

#### Largest Regular-Season Crowd

Attendance: 68,574 ○ (12/17/17 vs. New England)

#### Largest Postseason Crowd

Attendance: 66,662 ○ (1/23/11 vs. N. Y. Jets)

#### Most Yards Passing

522 Ben Roethlisberger (10/26/14 vs. Indianapolis)

#### Most Touchdown Passes

6 Ben Roethlisberger (11/2/14 vs. Baltimore;  
10/26/14 vs. Indianapolis)

#### Most Passes Completed

47 ○ Ben Roethlisberger (1/10/21 vs. Cleveland)

#### Most Passing Attempts

68 ○ Ben Roethlisberger (1/10/21 vs. Cleveland)

#### Longest Pass Play

88 Landry Jones to Martavis Bryant (10/18/15 vs. Arizona)

#### Most Receptions

17 Antonio Brown (11/18/15 vs. Oakland)

#### Most Yards Receiving

284 Antonio Brown (11/18/15 vs. Oakland)

#### Most Yards Receiving By An Opponent

196 John Brown (10/18/15 vs. Arizona)

#### Most Yards Rushing

223 Willie Parker (12/7/06 vs. Cleveland)

#### Most Yards Rushing By An Opponent

181 Leonard Fournette (10/8/17 vs. Jacksonville)

#### Most Rushing Attempts

37 ● Amos Zereoue (11/10/02 vs. Atlanta)

#### Longest Rushing Play

76 Jonathan Dwyer (10/9/11 vs. Tennessee)  
Willie Parker (11/12/06 vs. New Orleans)

#### Most Quarterback Sacks (INDIVIDUAL)

4.0 T.J. Watt (1/3/22 vs. Cleveland)

#### Most Quarterback Sacks (TEAM)

9.0 vs. Cleveland (1/3/22)

#### Longest Fumble Return

77t LaMarr Woodley (10/25/09 vs. Minnesota)

#### Longest Interception Return

96t Minkah Fitzpatrick (11/3/19 vs. Indianapolis)

#### Longest Kickoff Return

98t Allen Rossum (9/23/07 vs. San Francisco)

#### Longest Kickoff Return for a TD

98t Allen Rossum (9/23/07 vs. San Francisco)

#### Longest Punt Return

84t Antwaan Randle El (10/26/03 vs. St. Louis)

#### Longest Punt Return for a TD

84t Antwaan Randle El (10/26/03 vs. St. Louis)

#### Longest Punt

79 Jordan Berry (10/18/15 vs. Arizona)  
Drew Butler (12/9/12 vs. San Diego)

#### Longest Field Goal

56 Chris Boswell (9/19/21 vs. Las Vegas)

#### Coldest Game

11° (12/31/17 vs. Cleveland)  
11° ○ (1/23/05 vs. New England)  
17° ○ (1/8/17 vs. Miami)  
17° ○ (1/23/11 vs. N.Y. Jets)

● Overtime ○ Postseason ○ Acrisure Stadium Attendance Record



## Steelers History (Attendance, Records at Three Rivers Stadium)

### STEELERS ATTENDANCE AT THREE RIVERS STADIUM

Year	Total	Average	Year	Total	Average
1970	318,698	(45,528)	1986	414,937	(51,867)
1971	323,812	(46,259)	1987	353,402	(50,486)
1972	340,549	(48,650)	1988	396,044	(49,506)
1973	377,640	(47,205)	1989	383,494	(47,937)
1974	325,457	(46,494)	1990	434,769	(54,346)
1975	341,205	(46,744)	1991	406,935	(50,867)
1976	330,620	(47,231)	1992	427,282	(53,410)
1977	337,156	(48,165)	1993	440,927	(55,116)
1978	380,258	(47,532)	1994	461,272	(57,659)
1979	391,931	(48,991)	1995	455,913	(56,989)
1980	424,106	(53,013)	1996	466,944	(58,368)
1981	420,964	(52,621)	1997	462,532	(57,817)
1982	208,890	(52,223)	1998	464,619	(58,077)
1983	462,587	(57,823)	1999	416,618	(52,077)
1984	447,288	(55,911)	2000	440,428	(55,053)
1985	436,069	(54,509)			



### STEELERS RECORDS AT THREE RIVERS STADIUM

#### Overall Record

182-73 (Includes Regular & Postseason Games)

#### Steelers Biggest Wins-Worst Losses

Biggest Win: 42 points (45-3) (9/8/85 vs. Indianapolis)

Worst Loss: 51 points (0-51) (9/10/89 vs. Cleveland)

#### Largest Postseason Crowd

Attendance 61,545 (1/15/94 vs. San Diego)

#### Largest Regular Season Crowd

Attendance 60,808 (12/18/94 vs. Cleveland)

#### Most Yards Passing

374 Mark Malone (9/30/85 vs. Cincinnati)

#### Most Touchdown Passes

5 Mark Malone (9/8/85 vs. Indianapolis)

#### Most Passes Completed

30 Terry Bradshaw (11/25/79 vs. Cleveland)

Neil O'Donnell (10/19/95 vs. Cincinnati)

#### Most Passing Attempts

52 Neil O'Donnell (10/19/95 vs. Cincinnati)

#### Longest Pass Play

89t Neil O'Donnell to Dwight Stone (9/1/91 vs. San Diego)

#### Most Receptions

14 Courtney Hawkins (11/1/98 vs. Tennessee)

#### Most Yards Receiving

196 Yancey Thigpen (10/26/97 vs. Jacksonville)

#### Most Yards Receiving by an Opponent

258 Qadry Ismail (12/12/99 vs. Baltimore)

#### Most Yards Rushing

190 Barry Foster (9/13/92 vs. N.Y. Jets)

#### Most Yards Rushing by an Opponent

234 Fred Taylor (11/19/00 vs. Jacksonville)

#### Most Rushing Attempts

41 Franco Harris (10/17/76 vs. Cincinnati)

#### Longest Rushing Play

75 Sidney Thornton (9/23/79 vs. Baltimore)

#### Most Quarterback Sacks

4.5 Chad Brown (10/13/96 vs. Cincinnati)  
L.C. Greenwood (11/25/79 vs. Cleveland)

#### Most Quarterback Sacks (Team)

10 (10/13/96 vs. Cincinnati)

#### Longest Fumble Return

102t Travis Davis (12/26/99 vs. Carolina)

#### Longest Kick Return

95t Larry Anderson (11/25/79 vs. Cleveland)

#### Longest Punt Return

67 John Stagger (9/26/71 vs. Cincinnati)

#### Longest Punt Return for a TD

53 Hank Poteat (12/16/00 vs. Washington)

#### Longest Punt

72 Josh Miller (10/26/97 vs. Jacksonville)

#### Longest Field Goal

55 Gary Anderson (11/25/84 vs. San Diego)

#### Coldest Game


5° (12/17/89 vs. New England)

## Steelers History (Monday, Thursday, Saturday, Sunday Night)

## STEELERS ON MONDAY NIGHT (Overall: 51-25, Home: 29-5, Away 22-20)

11/2/70	Cincinnati	21-10	[W]	9/22/97	at Jacksonville	30-21	[L]
10/18/71	at Kansas City	38-16	[L]	11/3/97	at Kansas City	13-10	[L]
11/5/73	Washington	21-16	[W]	10/26/98	at Kansas City	20-13	[W]
12/3/73	at Miami	30-26	[L]	11/9/98	Green Bay	27-20	[W]
10/28/74	Atlanta	24-17	[W]	12/28/98	at Jacksonville	21-3	[L]
11/25/74	at New Orleans	28-7	[W]	10/25/99	Atlanta	13-9	[W]
11/24/75	at Houston	32-9	[W]	10/29/01	Tennessee	34-7	[W]
10/4/76	at Minnesota	17-6	[L]	9/9/02	at New England	34-14	[L]
9/19/77	San Francisco	27-0	[W]	10/21/02	Indianapolis	28-10	[W]
10/17/77	Cincinnati	20-14	[W]	12/23/02	at Tampa Bay	17-7	[W]
10/23/78	Houston	24-17	[L]	11/17/03	at San Francisco	30-14	[L]
11/27/78	at San Francisco	24-7	[W]	10/10/05	at San Diego	24-22	[W]
9/3/79	at New England	16-13	ot[W]	10/31/05	Baltimore	20-19	[W]
10/22/79	Denver	42-7	[W]	11/28/05	at Indianapolis	26-7	[L]
12/10/79	at Houston	20-17	[L]	9/18/06	at Jacksonville	9-0	[L]
10/20/80	Oakland	45-34	[L]	11/5/07	Baltimore	38-7	[W]
12/22/80	at San Diego	26-17	[L]	11/26/07	Miami	3-0	[W]
10/26/81	Houston	26-13	[W]	9/29/08	Baltimore	23-20	ot[W]
12/7/81	at Oakland	30-27	[L]	11/3/08	at Washington	23-6	[W]
9/13/82	at Dallas	36-28	[W]	11/9/09	at Denver	28-10	[W]
10/10/83	at Cincinnati	24-14	[W]	11/8/10	at Cincinnati	27-21	[W]
10/1/84	Cincinnati	38-17	[W]	12/19/11	at San Francisco	20-3	[L]
11/19/84	at New Orleans	27-24	[L]	11/12/12	Kansas City	16-13	ot[W]
9/16/85	at Cleveland	17-7	[L]	9/16/13	at Cincinnati	20-10	[L]
9/30/85	Cincinnati	37-24	[L]	10/20/14	Houston	30-23	[W]
9/15/86	Denver	21-10	[L]	11/17/14	at Tennessee	27-24	[W]
10/13/86	at Cincinnati	24-22	[L]	10/12/15	at San Diego	24-20	[W]
10/29/90	L.A. Rams	41-10	[W]	9/12/16	at Washington	38-16	[W]
10/14/91	N.Y. Giants	23-20	[L]	12/4/17	at Cincinnati	23-20	[W]
10/19/92	Cincinnati	20-0	[W]	9/24/18	at Tampa Bay	30-27	[W]
9/27/93	at Atlanta	45-17	[W]	9/30/19	Cincinnati	27-3	[W]
11/15/93	Buffalo	23-0	[W]	10/28/19	Miami	27-14	[W]
12/13/93	at Miami	21-20	[W]	09/14/20	at N.Y. Giants	26-16	[W]
10/3/94	Houston	30-14	[W]	*12/07/20	Washington	23-17	[L]
11/14/94	Buffalo	23-10	[W]	12/21/20	at Cincinnati	27-17	[L]
9/18/95	at Miami	23-10	[L]	11/8/21	Chicago	29-27	[W]
11/13/95	Cleveland	20-3	[W]	1/3/22	Cleveland	26-14	[W]
9/16/96	Buffalo	24-6	[W]				
10/7/96	at Kansas City	17-7	[W]				
11/25/96	at Miami	24-17	[W]				

\* Not in record; game was originally scheduled for Sunday but changed to Monday due to COVID-19 protocols.



CAMERON  
HEYWARD

11/8/21 vs. Chicago

## Steelers History (Monday, Thursday, Saturday, Sunday Night)

**SUNDAY NIGHT** [Overall: 29-26, Home: 14-10, Away 15-16]

11/12/78	at L.A. Rams	10-7	[L]
12/8/85	at San Diego	54-44	[L]
12/4/88	at Houston	37-34	[W]
9/16/90	Houston	20-9	[W]
11/18/90	at Cincinnati	27-3	[L]
12/30/90	at Houston	34-14	[L]
10/6/91	at Indianapolis	21-3	[W]
11/3/91	at Denver	20-13	[L]
10/25/92	at Kansas City	27-3	[W]
11/28/93	at Houston	23-3	[L]
10/30/94	at Arizona	20-17	ot[L]
10/12/97	Indianapolis	24-22	[W]
11/9/97	Baltimore	37-0	[W]
9/12/99	at Cleveland	43-0	[W]
11/19/00	Jacksonville	34-24	[L]
12/16/01	at Baltimore	26-21	[W]
9/15/02	Oakland	30-17	[L]
10/5/03	Cleveland	33-13	[L]
12/28/03	at Baltimore	13-10	ot[L]
9/26/04*	at Miami	13-3	[W]
12/5/04	at Jacksonville	17-16	[W]
11/13/05	Cleveland	34-21	[W]
10/8/06	at San Diego	23-13	[L]
10/21/07	at Denver	31-28	[L]
12/2/07	Cincinnati	24-10	[W]
9/14/08	at Cleveland	10-6	[W]
10/5/08	at Jacksonville	26-21	[W]
10/4/09	San Diego	38-28	[W]
11/29/09	at Baltimore	20-17	ot[L]
10/31/10	at New Orleans	20-10	[L]
11/14/10	New England	39-26	[L]
12/5/10	at Baltimore	13-10	[W]
9/25/11	at Indianapolis	23-20	[W]
11/6/11	Baltimore	23-20	[L]
11/27/11	at Kansas City	13-9	[W]
9/9/12	at Denver	31-19	[L]
10/21/12	at Cincinnati	24-17	[W]
11/18/12	Baltimore	13-10	[L]
9/22/13	Chicago	40-23	[L]
12/15/13	Cincinnati	30-20	[W]
9/21/14	at Carolina	37-19	[W]
11/2/14	Baltimore	43-23	[W]
12/28/14	Cincinnati	27-17	[W]
12/6/15	Indianapolis	45-10	[W]
10/12/16	Kansas City	43-14	[W]
10/29/17	at Detroit	20-15	[W]
11/26/17	Green Bay	31-28	[W]
12/10/17	Baltimore	39-38	[W]
9/30/18	Baltimore	26-14	[L]
12/2/18	L.A. Chargers	33-30	[L]
9/8/19	at New England	33-3	[L]
10/13/19	at L.A. Chargers	24-17	[W]
12/15/19	Buffalo	17-10	[L]
12/13/20	at Buffalo	26-15	[L]
10/17/21	Seattle	23-20	[W]
11/21/21	at L.A. Chargers	41-37	[L]

\* Not in record; game was originally scheduled as a 1 p.m. kickoff but changed to 8:30 p.m. due to weather.

**CHRISTMAS DAY** [Overall: 2-0, Home: 1-0, Away 1-0]

12/25/16	Baltimore	31-27	[W]
12/25/17	at Houston	34-6	[W]

**THANKSGIVING DAY** [Overall: 2-6, Home: 0-0, Away 2-6]

11/23/39	at Philadelphia	17-14	[L]
11/28/40	at Philadelphia	7-0	[L]
11/23/50	at Chicago Cardinals	28-17	[W]
11/24/83	at Detroit	45-3	[L]
11/28/91	at Dallas	20-10	[L]
11/26/98	at Detroit	19-16	ot[L]
11/28/13	at Baltimore	22-20	[L]
11/24/16	at Indianapolis	28-7	[W]

**THURSDAY NIGHT** [Overall: 11-12, Home: 8-2, Away 3-10]

12/4/80	at Houston	6-0	[L]
9/10/81	at Miami	30-10	[L]
9/6/84	at N.Y. Jets	23-17	[W]
10/19/95	Cincinnati	27-9	[L]
12/2/99	at Jacksonville	20-6	[L]
9/7/06	Miami	28-17	[W]
12/7/06	Cleveland	27-7	[W]
12/20/07	at St. Louis	41-24	[W]
11/20/08	Cincinnati	27-10	[W]
9/10/09	Tennessee	13-10	ot[W]
12/10/09	at Cleveland	13-6	[L]
12/23/10	Carolina	27-3	[W]
12/8/11	Cleveland	14-3	[W]
10/11/12	at Tennessee	26-23	[L]
11/28/13	at Baltimore	22-20	[L]
9/11/14	at Baltimore	26-6	[L]
9/10/15	at New England	28-21	[L]
10/1/15	Baltimore	23-20	ot[L]
11/24/16	at Indianapolis	28-7	[W]
11/16/17	Tennessee	40-17	[W]
11/8/18	Carolina	52-21	[W]
11/14/19	at Cleveland	21-7	[L]
12/9/21	at Minnesota	36-28	[L]

**SATURDAY** [Overall: 10-4, Home: 4-1, Away 6-3]

12/20/75	at L.A. Rams	10-3	[L]
12/9/78	Baltimore	35-13	[W]
12/16/78	at Denver	21-17	[W]
12/10/83	at N.Y. Jets	34-7	[W]
12/21/85	at N.Y. Giants	28-10	[L]
12/13/86	at N.Y. Jets	45-24	[W]
12/26/87	Cleveland	19-13	[L]
12/16/95	New England	41-27	[W]
12/13/97	at New England	24-21	ot[W]
12/18/99	at Kansas City	35-19	[L]
12/16/00	Washington	24-3	[W]
12/18/04	at N.Y. Giants	33-30	[W]
12/24/05	at Cleveland	41-0	[W]
12/24/11	St. Louis	27-0	[W]

**Steelers** Miscellaneous Records

**STEELERS REGULAR-SEASON STREAKS**

**CONSECUTIVE VICTORIES**

<b>Overall</b>	16	Sept. 26, 2004	-	Sept. 18, 2005
	11	Sept. 14, 2020	-	Dec. 2, 2020
	11	Oct. 5, 1975	-	Dec. 13, 1975
	10	Oct. 17, 1976	-	Sept. 19, 1977
	9	Nov. 19, 1978	-	Sept. 23, 1979
	9	Nov. 20, 2016	-	Sept. 17, 2017
<b>At Home</b>	14	Oct. 29, 1978	-	Sept. 28, 1980
	13	Sept. 17, 1972	-	Nov. 5, 1973
	11	Oct. 29, 1995	-	Dec. 8, 1996
<b>On Road</b>	11	Sept. 26, 2004	-	Nov. 6, 2005
	9	Nov. 17, 1974	-	Nov. 30, 1975
	6	Sept. 30, 2001	-	Dec. 16, 2001
	6	Oct. 1, 2017	-	Dec. 25, 2017
<b>Start of Season</b>	11	Sept. 14, 2020	-	Dec. 2, 2020
<b>End of Season</b>	14	Sept. 26, 2004	-	Jan. 2, 2005

**CONSECUTIVE LOSSES**

<b>Overall</b>	16	Sept. 28, 1969	-	Oct. 3, 1970
	13	Dec. 3, 1944	-	Nov. 18, 1945
<b>At Home</b>	11	Dec. 15, 1943	-	Nov. 4, 1945
	8	Sept. 16, 1934	-	Oct. 9, 1935
<b>On Road</b>	11	Dec. 8, 1968	-	Oct. 3, 1970
	8	Nov. 23, 1947	-	Dec. 12, 1948
<b>Start of Season</b>	10	Sept. 24, 1944	-	Dec. 3, 1944
<b>End of Season</b>	13	Sept. 28, 1969	-	Dec. 21, 1969



The Steelers longest regular-season winning streak began vs. the Miami Dolphins (9/26/04) and went all the way through the Houston Texans (9/18/05).



**WHEN THE STEELERS RUSH FOR 200 YARDS (Since 1970 merger)**

Year	200-Yd. Games	Reg. Season W-L	Postseason W-L
1970	1	0-1	—
1971	2	1-1	—
1972	7	6-1	0-0
1973	2	2-0	0-0
1974	7	4-0	3-0
1975	7	6-0	1-0
1976	10	9-0	1-0
1977	3	3-0	0-0
1978	2	2-0	0-0
1979	4	4-0	0-0
1980	0	0-0	—
1981	3	3-0	—
1982	2	2-0	0-0
1983	5	4-1	0-0
1984	1	1-0	0-0
1985	2	2-0	—
1986	3	3-0	—
1987	3	3-0	—
1988	3	3-0	—
1989	1	1-0	0-0
1990	1	1-0	—
1991	0	0-0	—
1992	2	2-0	0-0
1993	3	3-0	0-0
1994	3	2-0	1-0
1995	0	0-0	0-0
1996	4	3-0	1-0

Year	200-Yd. Games	Reg. Season W-L	Postseason W-L
1997	2	2-0	0-0
1998	2	0-2	—
1999	2	2-0	—
2000	1	2-0	—
2001	7	7-0	0-0
2002	2	2-0	0-0
2003	0	0-0	—
2004	2	2-0	0-0
2005	3	3-0	0-0
2006	4	4-0	—
2007	2	2-0	0-0
2008	0	0-0	0-0
2009	1	1-0	—
2010	2	2-0	0-0
2011	0	0-0	0-0
2012	0	0-0	—
2013	0	0-0	—
2014	2	2-0	—
2015	0	0-0	—
2016	1	1-0	—
2017	0	0-0	—
2018	0	0-0	—
2019	0	0-0	—
2020	0	0-0	—
2021	0	0-0	—
<b>TOTAL</b>	<b>115</b>	<b>102-6</b>	<b>7-0</b>

Record in 1970s: 42-3

Record in 1980s: 22-1

Record in 1990s: 17-2


\*All records include postseason

Record in 2000s: 23-0

Record in 2010s: 5-0

Record in 2020s: 0-0

**Steelers History** (Overtime, Year-by-Year Home/Away Records)



**CHRIS BOSWELL**

1/9/22 at Baltimore

**STEELERS IN OVERTIME** (Overall: 26-21-4, Home: 14-4-2, Away: 12-17-2)

9/22/74	at Denver	35-35	[T]	1/11/03	at Tennessee*	34-31	[L]
9/24/78	Cleveland	15-9	[W]	12/28/03	at Baltimore	13-10	[L]
9/3/79	at New England	16-13	[W]	1/15/05	N.Y. Jets*	20-17	[W]
11/25/79	Cleveland	33-30	[W]	10/16/05	Jacksonville	23-17	[L]
9/27/81	New England	27-21	[W]	11/20/05	at Baltimore	16-13	[L]
9/19/82	Cincinnati	26-20	[W]	10/22/06	at Atlanta	41-38	[L]
12/2/84	at Houston	23-20	[L]	12/31/06	at Cincinnati	23-17	[W]
9/28/86	at Houston	22-16	[W]	11/18/07	at N.Y. Jets	19-16	[L]
11/23/86	at Cleveland	37-31	[L]	9/29/08	Baltimore	23-20	[W]
11/30/86	at Chicago	13-10	[L]	9/10/09	Tennessee	13-10	[W]
12/31/89	at Houston*	26-23	[W]	11/22/09	at Kansas City	27-24	[L]
11/10/91	at Cincinnati	33-27	[W]	11/29/09	at Baltimore	20-17	[L]
1/8/94	at Kansas City*	27-24	[L]	9/12/10	Atlanta	15-9	[W]
10/30/94	at Arizona	20-17	[L]	11/28/10	at Buffalo	19-16	[W]
11/6/94	at Houston	12-9	[W]	1/8/12	at Denver*	29-23	[L]
11/20/94	Miami	16-13	[W]	11/12/12	Kansas City	16-13	[W]
11/5/95	at Chicago	37-34	[W]	12/16/12	at Dallas	27-24	[L]
10/26/97	Jacksonville	23-17	[W]	10/1/15	Baltimore	23-20	[L]
11/30/97	at Arizona	26-20	[W]	1/1/17	Cleveland	27-24	[W]
12/13/97	at New England	24-21	[W]	9/24/17	at Chicago	23-17	[L]
11/26/98	at Detroit	19-16	[L]	9/9/18	at Cleveland	21-21	[T]
11/12/00	Philadelphia	26-23	[L]	10/6/19	Baltimore	26-23	[L]
11/11/01	at Cleveland	15-12	[W]	10/17/21	Seattle	23-20	[W]
12/30/01	at Cincinnati	26-23	[L]	11/14/21	Detroit	16-16	[T]
9/29/02	Cleveland	16-13	[W]	1/9/22	at Baltimore	16-13	[W]
11/10/02	Atlanta	34-34	[T]				

\* Postseason



## Steelers History (Overtime, Year-by-Year Home/Away Records)

## STEELERS YEAR-BY-YEAR RECORD AT HOME (Since 1970)

Year	Pre-Season	Regular Season	Post-Season	Overall
1970	1-0	4-3	—	5-3
1971	1-1	5-2	—	6-3
1972	1-0-1	7-0	1-1	9-1-1
1973	2-0	7-1	0-0	9-1
1974	2-0	5-2	1-0	8-2
1975	1-1	6-1	2-0	9-2
1976	1-1	6-1	0-0	7-2
1977	2-0	6-1	0-0	8-1
1978	1-0	7-1	2-0	10-1
1979	1-0	8-0	2-0	11-0
1980	0-1	6-2	—	6-3
1981	1-0	5-3	—	6-3
1982	2-0	4-0	0-1	6-1
1983	0-1	4-4	0-0	4-5
1984	1-0	6-2	0-0	7-2
1985	0-1	5-3	—	5-4
1986	0-1	4-4	—	4-5
1987	0-1	4-3	—	4-4
1988	1-0	4-4	—	5-4
1989	0-1	4-4	0-0	4-5
1990	1-0	6-2	—	7-2
1991	1-0	5-3	—	6-3
1992	1-1	7-1	0-1	8-3
1993	1-1	6-2	0-0	7-3
1994	1-1	7-1	1-1	9-3
1995	0-2	6-2	2-0	8-4
1996	2-0	7-1	1-0	10-1

Year	Pre-Season	Regular Season	Post-Season	Overall
1997	2-0	7-1	1-1	10-2
1998	2-0	5-3	—	7-3
1999	1-1	2-6	—	3-7
2000	2-0	4-4	—	6-4
2001	2-0	7-1	1-1	10-2
2002	1-1	5-2-1	1-0	7-3-1
2003	1-1	4-4	—	5-5
2004	1-1	8-0	1-1	10-2
2005	2-0	5-3	0-0	7-3
2006	0-2	5-3	—	5-5
2007	1-1	7-1	0-1	8-3
2008	2-0	6-2	2-0	10-2
2009	2-0	6-2	—	8-2
2010	2-0	5-3	2-0	9-3
2011	2-0	7-1	0-0	9-1
2012	2-0	5-3	—	7-3
2013	0-2	5-3	—	5-5
2014	1-1	6-2	0-1	7-4
2015	1-1	6-2	—	7-3
2016	0-2	6-2	1-0	7-4
2017	1-1	6-2	0-1	7-4
2018	2-0	5-3	—	7-3
2019	2-0	5-3	—	7-3
2020	—	7-1	0-1	7-2
2021	1-0	6-2-1	0-0	7-2-1
<b>TOTALS</b>	<b>58-28-1</b> (.672)	<b>291-112-2</b> (.721)	<b>21-11</b> (.656)	<b>370-151-3</b> (.709)

## STEELERS YEAR-BY-YEAR RECORD ON THE ROAD (Since 1970)

Year	Pre-Season	Regular Season	Post-Season	Overall
1970	2-1	1-6	—	3-7
1971	2-1	1-6	—	3-7
1972	1-0	4-3	0-0	5-3
1973	1-2	3-3	0-1	4-6
1974	4-0	5-1-1	1-0	10-1-1
1975	1-3	6-1	0-0	7-4
1976	3-1	4-3	1-1	8-5
1977	1-3	3-4	0-1	4-8
1978	1-2	7-1	0-0	8-3
1979	2-1	4-4	0-0	6-5
1980	3-0	3-5	—	6-5
1981	1-2	3-5	—	4-7
1982	1-0	2-3	0-0	3-3
1983	2-0	6-2	0-1	8-3
1984	2-1	3-5	1-1	6-7
1985	1-2	2-6	—	3-8
1986	1-2	2-6	—	3-8
1987	0-3	4-4	—	4-7
1988	2-1	1-7	—	3-8
1989	2-1	5-3	1-1	8-5
1990	0-2	3-5	—	3-7
1991	1-2	2-6	—	3-8
1992	1-1	4-4	0-0	5-5
1992	1-1	4-4	0-0	5-5
1993	1-1	3-5	0-1	4-7
1994	0-2	5-3	0-0	5-5
1995	1-1	5-3	0-0	6-4
1996	0-2	3-5	0-1	3-8

Year	Pre-Season	Regular Season	Post-Season	Overall
1997	2-0	4-4	0-0	6-4
1998	0-1	2-6	—	2-7
1999	0-2	4-4	—	4-6
2000	1-1	5-3	—	6-4
2001	1-1	6-2	0-0	7-3
2002	1-1	5-3	0-1	6-5
2003	0-2	2-6	—	2-8
2004	1-1	7-1	0-0	8-2
2005	1-1	6-2	3-0	10-3
2006	0-2	3-5	—	3-7
2007	3-0	3-5	0-0	6-5
2008	1-1	6-2	0-0	7-3
2009	1-1	3-5	—	4-6
2010	1-1	7-1	0-0	8-2
2011	1-1	5-3	0-1	6-5
2012	1-1	3-5	—	4-6
2013	0-2	3-5	—	3-7
2014	0-2	5-3	—	5-5
2015	0-3	4-4	1-1	5-8
2016	1-1	5-3	1-1	7-5
2017	2-0	7-1	—	9-1
2018	1-1	4-3-1	—	5-4-1
2019	1-1	3-5	—	4-6
2020	—	5-3	—	5-3
2021	1-1	3-5	0-1	4-7
<b>TOTALS</b>	<b>58-65</b> (.472)	<b>204-198-2</b> (.507)	<b>9-13</b> (.409)	<b>271-276-2</b> (.495)

● Includes one game at Wembley Stadium (London)

**Steelers History** (Biggest Wins, Losses, Scoring Highs, Tie Games)



9/21/75 **Steelers 37, Chargers 0**

**STEELERS BIGGEST WINS – WORST LOSSES**

BIGGEST WINS				WORST LOSSES			
56 pts	(63-7)	N.Y. Giants	11/30/52	51 pts	(0-51)	Cleveland	9/10/89
45 pts	(45-0)	at Kansas City	11/7/76	47 pts	(7-54)	Green Bay	11/23/41
43 pts	(43-0)	at Cleveland	9/12/99	47 pts	(0-47)	Green Bay	10/15/33
42 pts	(45-3)	Indianapolis	9/8/85	42 pts	(3-45)	at Detroit	11/24/83
42 pts	(42-0)	Tampa Bay	12/5/76	42 pts	(7-49)	at Chicago	11/23/47
41 pts	(41-0)	at Cleveland	12/24/05	42 pts	(3-45)	Philadelphia	11/4/45
38 pts	(45-7)	Kansas City	10/15/06	42 pts	(7-49)	Chicago	12/3/44
37 pts	(37-0)	Baltimore	11/9/97				
37 pts	(37-0)	at San Diego	9/21/75				
36 pts	(42-6)	St. Louis	11/3/96				
36 pts	(42-6)	at Cleveland	10/5/75				

**STEELERS BIGGEST WINS – WORST LOSSES (At Home Since 1970)**

BIGGEST WINS				WORST LOSSES			
42 pts	(45-3)	Indianapolis	9/8/85	51 pts	(51-0)	Cleveland	9/10/89
42 pts	(42-0)	Tampa Bay	12/5/76	34 pts	(34-0)	New England	10/19/86
38 pts	(45-7)	Kansas City	10/15/06	30 pts	(37-7)	Dallas	8/31/97
37 pts	(37-0)	Baltimore	11/9/97	27 pts	(41-14)	Washington	11/17/91
36 pts	(42-6)	St. Louis	11/3/96	24 pts	(31-7)	Baltimore	12/24/06
35 pts	(45-10)	Indianapolis	12/6/15	24 pts	(31-7)	Miami	10/7/84
35 pts	(35-0)	Cleveland	12/23/90	22 pts	(28-6)	Miami	9/30/90
35 pts	(38-3)	Chicago	9/28/80				
35 pts	(42-7)	Denver	10/22/79				
33 pts	(47-14)	Detroit	12/23/01				

**STEELERS BIGGEST COMEBACK WINS**

The Steelers trailed Baltimore **21-0** (10/5/97) in the second quarter and came back to win, **42-34**.  
The Steelers trailed Buffalo **21-0** (12/15/85) in the second quarter and came back to win, **30-24**.

**STEELERS & OPPONENTS SCORING HIGHS**

MOST POINTS BY STEELERS				MOST POINTS BY OPPONENTS			
63	11/30/52	N.Y. Giants	(63-7)	55	11/3/13	at New England	(55-31)
57	12/18/66	at Atlanta	(57-33)	54	11/23/41	Green Bay	(54-7)
55	10/17/54	Cleveland	(55-27)	52	9/8/91	at Buffalo	(52-34)
52	11/8/18	Carolina	(52-21)	52	11/23/69	at Minnesota	(52-14)
	11/25/84	San Diego	(52-24)	52	10/30/66	at Dallas	(52-21)
52	10/26/14	Indianapolis	(51-34)	51	9/10/89	at Cleveland	(51-0)
	10/7/79	at Cleveland	(51-35)	49	11/23/47	at Chicago	(49-7)
51	11/19/95	at Cincinnati	(49-31)	49	12/3/44	Chicago	(49-7)
48	11/26/00	at Cincinnati	(48-28)	*48	01/10/21	Cleveland	(48-37)
47	12/23/01	Detroit	(47-14)				

**STEELERS IN TIE GAMES (22)**

10/22/33	at Cincinnati	(0-0)	10/23/60	at Washington	(27-27)
11/5/33	at Brooklyn	(3-3)	9/15/63	at Philadelphia	(21-21)
10/29/39	at Cleveland	(14-14)	11/24/63	Chicago	(17-17)
9/8/40	Chicago Cardinals	(7-7)	12/1/63	Philadelphia	(20-20)
9/15/40	N.Y. Giants	(10-10)	9/11/66	N.Y. Giants	(34-34)
11/9/41	at Philadelphia	(7-7)	11/12/67	at St. Louis	(14-14)
11/7/43	Washington	(14-14)	11/10/68	at St. Louis	(28-28)
9/29/46	at Washington	(14-14)	9/22/74	at Denver	(35-35)
11/13/49	L.A. Rams	(7-7)	11/10/02	Atlanta	(34-34)
10/1/51	N.Y. Giants	(13-13)	9/9/18	at Cleveland	(21-21)
12/7/58	at Washington	(14-14)	11/14/21	Detroit	(16-16)
11/8/59	Detroit	(10-10)			

\* Postseason

\*Sudden death overtime system for regular-season games was instituted in 1974.

## Regular Season Last Time

## THE LAST TIME THE STEELERS/OPPONENT...

**Overtime Game Won**

By Steelers – Pittsburgh 16, Baltimore 13, 1/9/22  
By Opponent – Chicago 23, Pittsburgh 17, 9/24/17

**Tie Game**

Home – Pittsburgh 16, Detroit 16, 11/14/21  
Away – Pittsburgh 21, at Cleveland 21, 9/9/18

**Shutout**

By Steelers – Pittsburgh 27, St. Louis 0, 12/24/11  
By Opponent – Jacksonville 9, Pittsburgh 0, 9/18/06

**Kickoff Returned for a TD**

By Steelers – JuJu Smith Schuster (96 yards) vs. Cleveland, 12/31/17  
By Opponent – Jacoby Jones (108 yards) vs. Baltimore, 11/2/14

**Punt Returned for a TD**

By Steelers – **Diontae Johnson (85 yards) vs. Arizona, 12/8/19**  
By Opponent – Desmond King II vs. LA Chargers, 12/12/18

**Intercepted Pass Returned for a TD**

By Steelers – Joe Haden (14 yards) vs. Baltimore, 12/2/20  
By Opponent – Mike Hilton (24 yards) at Cincinnati, 11/28/21

**Fumble Returned for a TD**

By Steelers – **Minkah Fitzpatrick (43 yards) vs. L.A. Rams, 11/10/19**  
By Opponent – DeAndre Houston-Carson (25 yards) vs. Chicago, 11/8/21

**Blocked Punt**

By Steelers – Miles Killebrew at L.A. Chargers, 11/21/21  
By Opponent – Javorius Allen at Baltimore, 11/6/16

**Blocked Punt for a TD**

By Steelers – Ulysees Gilbert III (8 yards) at Buffalo, 9/12/21  
By Opponent – Chris Moore (14 yards) at Baltimore, 11/6/16

**Blocked Field Goal**

By Steelers – J.J. Fort at New Orleans, 12/23/18  
By Opponent – Justin Simmons at Denver, 11/25/18

**Blocked Field Goal for a TD**

By Steelers – Bob O'Neill (73 yards) vs. Chicago Cards, 10/13/57  
By Opponent – Chris Moore (14 yards) at Baltimore, 11/6/16

**Blocked PAT**

By Steelers – **Cameron Heyward vs. Indianapolis, 11/3/19**  
By Opponent – Tyrone Crawford at Dallas, 11/8/20

**Safety Scored**

By Steelers – vs. Denver (Sam Martin tackled in endzone by Derek Watt), 9/20/20  
By Opponent – at Baltimore Ravens (Devlin Hodges called for intentional grounding in the endzone), 12/29/19



Minkah Fitzpatrick Intercepted Pass for a TD 10/7/18 vs. Atlanta

**Two 100-Yard Rushers in Same Game**

By Steelers – at Carolina (Le'Veon Bell 147, LeGarrette Blount 118), 9/21/14  
By Opponent – None

**200 Yards Rushing**

By Steelers – Le'Veon Bell (236 yards) at Buffalo, 12/11/16  
By Opponent – Dalvin Cook (205 yards) at Minnesota, 12/9/21

**300 Yards Passing**

By Steelers – Ben Roethlisberger (308 yards) at Minnesota, 12/9/21  
By Opponent – Justin Herbert (382 yards) at L.A. Chargers, 11/21/21

**400 Yards Passing**

By Steelers – Ben Roethlisberger (402 yards) at Denver, 11/25/18  
By Opponent – Ryan Fitzpatrick (411 yards) at Tampa Bay, 9/24/18

**500 Yards Passing**

By Steelers – Ben Roethlisberger (506 yards) vs. Baltimore, 12/10/17  
By Opponent – None

**200 Yards Receiving**

By Steelers – Markus Wheaton [201 yards] at Seattle, 11/29/15  
By Opponent – A.J. Green (224 yards) at Cincinnati, 12/7/14

**Four TD Passes**

By Steelers – Ben Roethlisberger vs. Cincinnati, 11/15/20  
By Opponent – Derek Carr vs. Oakland, 11/8/15

**Five TD Passes**

By Steelers – Ben Roethlisberger vs. Carolina, 11/8/18  
By Opponent – Russell Wilson at Seattle, 11/29/15

**Six TD Passes**

By Steelers – Ben Roethlisberger vs. Baltimore, 11/2/14  
By Opponent – Patrick Mahomes vs. Kansas City, 9/16/18

**Three TD Receptions**

By Steelers – Chase Claypool vs. Philadelphia, 10/11/20  
By Opponent – Doug Baldwin at Seattle, 11/29/15

**Four TD Receptions**

By Steelers – Roy Jefferson vs. Atlanta, 11/3/68  
By Opponent – Don Beebe at Buffalo, 9/8/91

**Three TDs Rushing**

By Steelers – Le'Veon Bell at Buffalo, 12/11/16  
By Opponent – Arlen Harris vs. St. Louis, 10/26/03

**Four Field Goals**

By Steelers – **Chris Boswell vs. Cleveland, 1/3/22**  
By Opponent – Justin Tucker vs. Baltimore, 9/30/18

**Five Field Goals**

By Steelers – **Chris Boswell at Cincinnati, 10/22/17**  
By Opponent – Matt Prater at Detroit, 10/29/17

**Six Field Goals**

By Steelers – **Chris Boswell at Cincinnati, 12/18/16**  
By Opponent – Todd Peterson vs. Seattle, 9/26/99

**Three Interceptions**

By Steelers – Darren Perry at Cleveland, 9/11/94  
By Opponent – Dick Anderson (4) at Miami, 12/3/73

**Four Interceptions**

By Steelers – Jack Butler vs. Washington, 12/13/53  
By Opponent – Dick Anderson at Miami, 12/3/73



## Regular Season Last Time

## THE LAST TIME THE STEELERS/OPPONENT...

**Three Sacks**

By Steelers – **T.J. Watt vs. Chicago, 11/8/21**  
By Opponent – Terrell Suggs at Baltimore, 9/11/11

**Four Sacks**

By Steelers – T.J. Watt vs. Cleveland, 1/3/22  
By Opponent – Alfred Williams vs. Cincinnati, 10/16/94

**Five Sacks**

By Steelers – Joe Greene at Houston, 12/10/72  
By Opponent – None

**Gained 500 Yards of Total Offense**

By Steelers – 527 (75 rushing, 452 passing)  
at Denver, 11/25/18  
By Opponent – 533 (159 rush, 374 pass) at L.A. Chargers,  
11/21/21

**Limited Team to Under 100 Yards of Total Offense**

By Steelers – 98 (81 rushing, 17 passing), 10/29/06  
at Oakland  
By Opponent – 53 (36 rushing, 17 passing), 9/10/89  
vs. Cleveland

**Three Interceptions (TEAM)**

By Steelers – at Arizona, 12/8/19  
By Opponent – at Tennessee, 10/25/20

**Four Interceptions (TEAM)**

By Steelers – at Jacksonville, 11/22/20  
By Opponent – vs. Buffalo, 12/15/19

**Five Interceptions (TEAM)**

By Steelers: 12/5/93 vs. New England  
By Opponent: 10/8/17 vs. Jacksonville

**Five Takeaways (TEAM)**

By Steelers – (5) at San Francisco (2 INT, 3 FUM), 9/22/19  
By Opponent – (5) vs. Buffalo (4 INT, 1 FUM), 12/15/19

**Six Takeaways (TEAM)**

By Steelers – (7) at Tennessee (3 INT, 4 FUM), 9/19/10  
By Opponent – (6) at Cleveland (4 INT, 2 FUM), 9/9/18

**Two 100-Yard Receivers in Same Game**

By Steelers – at New Orleans (Brown 185, Smith-Schuster  
115), 12/23/18  
By Opponent – vs. Kansas City (Kelce 109, Watkins 100),  
9/16/18

**100 Yards Rushing**

By Steelers – vs. Cleveland (31-190), 1/3/22  
By Opponent – at Kansas City (35-127), 12/26/21

**200 Yards Rushing**

By Steelers: at Buffalo (42-240), 12/11/16  
By Opponent: at Baltimore (36-249), 1/9/22

**100-Yard Rusher and 100-Yard Receiver**

By Steelers – vs. Miami (Conner 145, Smith-Schuster 103),  
11/28/19  
By Opponent – at Cincinnati (Mixon 165, Higgins 114),  
11/28/21

**100-Yard Rusher and Two 100-Yard Receivers**

By Steelers – at Cincinnati (Conner 111, Smith-Schuster 111,  
Brown 105), 10/7/18  
By Opponent – at New England (Ridley 115, Gronkowski 143,  
Dobson 130), 11/3/13

**100-Yard Rusher, 300-Yard Passer and 100-Yard Receiver**

By Steelers – at Cleveland (Conner 135, Roethlisberger 335,  
Smith-Schuster 119), 9/9/18  
By Opponent – vs. Dallas (Elliott 114, Prescott 319, Bryant  
116), 11/13/16

**100-Yard Rusher, 300-Yard Passer and Two 100-Yard Receivers**

By Steelers – at Cincinnati (Conner 111, Smith-Schuster  
111, Brown 105, Roethlisberger 369), 10/14/18  
By Opponent – at New England (Ridley 115, Brady 432,  
Gronkowski 143, Dobson 130), 11/3/13

**100-Yard Rusher and 300-Yard Passer**

By Steelers – vs. Indianapolis (D. Williams 134,  
Roethlisberger 364), 12/6/15  
By Opponent – at New England (Ridley 115, Brady 432),  
11/3/13

**100-Yard Receiver and 300-Yard Passer**

By Steelers – vs. Cincinnati (Harris 116, Roethlisberger 318),  
9/26/21  
By Opponent – at L.A. Chargers (Allen 112, Herbert 382),  
11/21/21

**Two 100-Yard Receivers and 300-Yard Passer**

By Steelers – at New Orleans (Brown 185, Smith-Schuster  
115, Roethlisberger 462), 12/23/18  
By Opponent – vs. Kansas City (Kelce 109, Watkins 100,  
Mahomes 326), 9/16/18

**100-Yard Rusher, 100-Yard Receiver,  
200-Yard Receiver and 400-Yard Passer**

By Steelers: vs. Atlanta (Zereoue 123, Burress 253, Ward  
139, Maddox 473), 11/10/02  
By Opponent – None

**100-Yard Rusher, Two 100-Yard Receivers and 400-Yard Passer**

By Steelers: vs. Atlanta (Zereoue 123, Burress 253, Ward  
139, Maddox 473), 11/10/02  
By Opponent: at New England (Ridley 115, Gronkowski 143,  
Dobson 130, Brady 432), 11/3/13

**Three 100-Yard Receivers and 300-Yard Passer**

By Steelers: vs. Chicago Cardinals (Orr 205, McClairen 139,  
Tracy 106, Layne 409), 12/13/58  
By Opponent – at St. Louis (D. Williams 114, Conrad 133,  
Smith 105, Hart 353), 11/10/68

**Three Rushing Touchdowns**

By Steelers – vs. Cleveland (Connor 1, Claypool 1, Snell 1),  
10/18/20  
By Opponent – at Cincinnati (Mixon 2, Burrow 1), 11/28/21

**Four Rushing Touchdowns**

By Steelers – Detroit (Bettis 3, Roethlisberger 1), 1/1/06  
By Opponent – at San Diego (McGee 2, Anderson 1, Spencer  
1), 12/8/85

**Five Rushing Touchdowns**

By Steelers – at Kansas City (Bettis 2, Stewart 2, Pegram 1),  
11/3/96  
By Opponent – at Cleveland (Hanulak 3, Morrison 1,  
Reynolds 1), 12/12/54

**Three Touchdown Passes**

By Steelers – at L.A. Chargers (Roethlisberger 3), 11/21/21  
By Opponent – at L.A. Chargers (Herbert 3), 11/21/21

**Four Touchdown Passes**

By Steelers – vs. Cincinnati (Roethlisberger 4), 11/15/20  
By Opponent – at Oakland (Carr 4), 11/18/15

**Five Touchdown Passes**

By Steelers – vs. Carolina (Roethlisberger 5), 11/8/18  
By Opponent – at Seattle (Wilson 5), 11/29/15

**Six Touchdown Passes**

By Steelers – vs. Baltimore (Roethlisberger 6), 11/2/14  
By Opponent – vs. Kansas City (Mahomes 6), 9/16/18

## Regular Season Last Time

### THE LAST TIME THE STEELERS/OPPONENT...

#### Six Sacks

By Steelers – at Jacksonville (6-40), 11/18/18  
By Opponent – vs. Baltimore (6-34), 11/20/05

#### Seven or more Sacks

By Steelers – vs. Cleveland (9-46), 1/3/22  
By Opponent – at Cleveland (8-60), 12/20/09

#### Two Opponent Fumble Recoveries

By Steelers – vs. Cincinnati (B. Snell 1, S. Nelson 1), 11/15/20  
By Opponent – at New Orleans (Okafor 1, Davis 1), 12/23/18

#### Three Opponent Fumble Recoveries

By Steelers – vs. Tennessee (Fitzpatrick 1, Watt 1, Haden 1), 12/19/21  
By Opponent – at Cleveland (Schobert 2, Peppers 1), 9/9/18

#### Shutout on Road

By Steelers – at Cleveland (41-0), 12/24/05  
By Opponent – at Baltimore (0-27), 11/26/06

#### Shutout at Home

By Steelers – vs. St. Louis (27-0), 12/24/11  
By Opponent – vs. Baltimore (0-16), 9/3/00

#### Overtime Win away from Pittsburgh

By Steelers – at Buffalo (19-16), 11/28/10  
By Opponent – at Dallas (27-24), 12/16/12

#### Overtime Win in Pittsburgh

By Steelers – vs. Seattle (23-20), 10/17/21  
By Opponent – vs. Baltimore (23-20), 10/1/15

#### 40 Points

By Steelers – vs. Atlanta (41-17), 10/17/18  
By Opponent – at Cincinnati (41-10), 11/28/21

#### 50 Points

By Steelers – vs. Carolina (52-21), 11/8/18  
By Opponent – at New England (55-31), 11/3/13

#### Two-Point Conversion

By Steelers – at Minnesota (Roethlisberger - Johnson pass), 12/9/21  
By Opponent – vs. Denver (Driskel-Fant pass), 9/20/20

#### Missed Point-After-Touchdown Attempt

By Steelers – vs. Chicago (Chris Boswell missed kick), 11/8/21  
By Opponent – at Buffalo (Tyler Bass missed wide right), 12/13/20

## Postseason Last Time

### THE LAST TIME THE STEELERS/OPPONENT...

#### Overtime Game Won

By Steelers – Pittsburgh 20, N.Y. Jets 17, AFC Divisional Playoff, 1/15/05  
By Opponent – Denver 29, Pittsburgh 23, AFC Wild Card Game, 1/8/12

#### Shutout

By Steelers – None  
By Opponent – Philadelphia 21, Pittsburgh 0, Eastern Division Playoff, 12/21/1947

#### Kickoff Return for TD

By Steelers – None  
By Opponent – None

#### Punt Return for TD

By Steelers – Santonio Holmes (67 yards) vs. San Diego, AFC Divisional Playoff, 1/11/09  
By Opponent – Santana Moss (75 yards) vs. N.Y. Jets, AFC Divisional Playoff, 1/15/05

#### Interception Return for TD

By Steelers – James Harrison (100 yards) vs. Arizona, Super Bowl XLIII, 2/1/09  
By Opponent – Nick Collins (37 yards) vs. Green Bay, Super Bowl XLV, 2/6/11

#### Fumble Return for TD

By Steelers – William Gay (19 yards) vs. N.Y. Jets, AFC Championship Game, 1/23/11  
By Opponent – Tervin Smith (50 yards) vs. Jacksonville, AFC Divisional Playoff, 1/14/18

#### Blocked Punt

By Steelers – **Ben Roethlisberger (469) vs. Jacksonville, AFC Divisional Playoff, 1/14/18**  
By Opponent – Keith Cash, at Kansas City, AFC Wild Card Game, 1/8/94

#### Blocked Punt for TD

By Steelers – None  
By Opponent – Terry Brown, vs. Minnesota, Super Bowl IX, 1/12/75

#### Blocked Field Goal

By Steelers – None  
By Opponent – Brian Mitchell, vs. New England, AFC Championship Game, 1/27/02

#### Blocked Field Goal for TD

By Steelers – None  
By Opponent – Antwan Harris (49 yards), vs. New England, AFC Championship Game, 1/27/02

#### Safety Scored

By Steelers – vs. Baltimore, AFC Wild Card Game, (Punt blocked by Shamarko Thomas out of bounds in end zone), 1/3/15  
By Opponent – vs. N.Y. Jets, AFC Championship Game, (Ben Roethlisberger tackled by Mike Devito), 1/23/11

#### 100 Yards Rushing

By Steelers – Le'Veon Bell (170) at Kansas City, AFC Divisional Playoff, 1/15/17  
By Opponent – Leonard Fournette (109 yards) vs. Jacksonville, AFC Divisional Playoff, 1/14/18

#### Two 100-yard Rushers in Same Game

By Steelers – None  
By Opponent – None

#### 200 Yards Rushing

By Steelers – None  
By Opponent – None

#### 300 Yards Passing

By Steelers – **Ben Roethlisberger (469) vs. Jacksonville, AFC Divisional Playoff, 1/14/15**  
By Opponent – Tom Brady (384) at New England, AFC Championship Game, 1/22/17

## Postseason Last Time

## THE LAST TIME THE STEELERS/OPPONENT...

**400 Yards Passing**

By Steelers – None  
By Opponent – Patrick Mahomes (404) at Kansas City, AFC Wild Card, 1/16/22

**500 Yards Passing**

By Steelers – Roethlisberger (501) vs. Cleveland, AFC Wild Card Playoff, 1/10/21  
By Opponent – None

**200 Yards Receiving**

By Steelers – None  
By Opponent – Demaryius Thomas (204 yards) at Denver, AFC Wild Card Game, 1/8/12

**Four TD Passes**

By Steelers – Roethlisberger (4) vs. Cleveland, AFC Wild Card Playoff, 1/10/21  
By Opponent – Dan Marino, vs. Miami, AFC Championship Game, 1/6/85

**Five TD Passes**

By Steelers – Ben Roethlisberger, vs. Jacksonville, AFC Divisional Playoff, 1/14/18  
By Opponent – Patrick Mahomes (5) at Kansas City, AFC Wild Card, 1/16/22

**Six TD Passes**

By Steelers – None  
By Opponent – None

**Three TD Receptions**

By Steelers – None  
By Opponent – None

**Four TD Receptions**

By Steelers – None  
By Opponent – None

**Three TDs Rushing**

By Steelers – Franco Harris, vs. Buffalo, AFC Divisional Playoff, 12/22/74  
By Opponent – Leonard Fournette, vs. Jacksonville, AFC Divisional Playoff, 1/14/18

**Four Field Goals**

By Steelers – **Chris Boswell, at Kansas City, AFC Divisional Playoff, 1/15/17 (6)**  
By Opponent – Brandon McManus, at Denver, AFC Divisional Playoff, 1/17/16

**Five Field Goals**

By Steelers – **Chris Boswell, at Kansas City, AFC Divisional Playoff, 1/15/17 (6)**  
By Opponent – Brandon McManus, at Denver, AFC Divisional Playoff, 1/17/16

**Six Field Goals**

By Steelers – **Chris Boswell, at Kansas City, AFC Divisional Playoff, 1/15/17**  
By Opponent – None

**Three Interceptions**

By Steelers – None  
By Opponent – None

**Four Interceptions**

By Steelers – None  
By Opponent – None

**Three Sacks**

By Steelers – James Harrison, vs. Baltimore, AFC Divisional Playoff, 1/15/11  
By Opponent – Terrell Suggs, vs. Baltimore, AFC Divisional Playoff, 1/15/11

**Four Sacks**

By Steelers – None  
By Opponent – None

**Five Sacks**

By Steelers – None  
By Opponent – None

**500 Yards of Total Offense**

By Steelers – 553 (52 rushing, 501 passing) vs. Cleveland, AFC Wild Card Playoff, 1/10/21  
By Opponent – 569 (134 rushing, 435 passing) vs. Miami, AFC Championship Game, 1/6/85

**Limited Team to Under 100 Yards of Total Offense**

By Steelers – None  
By Opponent – None

**Three Interceptions (TEAM)**

By Steelers – vs. Baltimore, AFC Championship Game, 1/18/09  
By Opponent – vs. Jacksonville, AFC Wild Card Game, 1/5/08

**Four Interceptions (TEAM)**

By Steelers – None  
By Opponent – vs. Cleveland, AFC Wild Card, 1/10/21

**Five Interceptions (TEAM)**

By Steelers – vs. Houston, AFC Championship Game, 1/7/79  
By Opponent – None

**Five Takeaways (TEAM)**

By Steelers – vs. Houston (9), AFC Championship Game (5 INT, 4 FUM), 1/7/79  
By Opponent – vs. Cleveland, AFC Wild Card (4 INT, 1 FUM, 1/10/21

**Six Takeaways (TEAM)**

By Steelers – vs. Houston (9), AFC Championship Game (5 INT, 4 FUM), 1/7/79  
By Opponent – vs. Oakland (8), AFC Championship Game (3 INT, 5 FUM), 1/4/76

**Two 100-Yard Receivers in Same Game**

By Steelers – vs. Cleveland (Smith-Schuster 13-157, Johnson 11-117), AFC Wild Card, 1/10/21  
By Opponent – at New England (Hogan 9 – 180, Edelman 8 – 118), AFC Championship Game, 1/22/17

**100 Yards Rushing (TEAM)**

By Steelers – at Kansas City, AFC Divisional Playoff (34-171), 1/15/17  
By Opponent – at Kansas City, AFC Wild Card (22-106), 1/16/22

**200 Yards Rushing (TEAM)**

By Steelers – vs. Indianapolis, AFC Wild Card Game (51–231), 12/29/96  
By Opponent – at Oakland, AFC Divisional Playoff (55–232), 12/22/73

**100-Yard Rusher and 100-Yard Receiver**

By Steelers – at Kansas City, AFC Divisional Playoff (Bell 170, A. Brown 108), 1/15/17  
By Opponent – vs. San Diego, AFC Wild Card Game (Muncie 126, Chandler 124, Winslow 102), 1/9/83

**100-Yard Rusher and Two 100-Yard Receivers**

By Steelers – None  
By Opponent – 1/9/83 vs. San Diego, AFC Wild Card Game (Muncie 126, Chandler 124, Winslow 102)

## Postseason Last Time

### THE LAST TIME THE STEELERS/OPPONENT...

#### 100-Yard Rusher, 300-Yard Passer and 100-Yard Receiver

By Steelers – None  
By Opponent – 1/9/83 vs. San Diego, AFC Wild Card Game (Muncie 126, Fouts 333, Chandler 124, Winslow 102)

#### 100-Yard Rusher, 300-Yard Passer and Two 100-Yard Receiver

By Steelers – None  
By Opponent – 1/9/83 vs. San Diego, AFC Wild Card Game (Muncie 126, Fouts 333, Chandler 124, Winslow 102)

#### 100-Yard Rusher and 300-Yard Passer

By Steelers – None  
By Opponent – 1/9/83 vs. San Diego, AFC Wild Card Game (Muncie 126, Fouts 333)

#### Two 100-Yard Receivers and 300-Yard Passer

By Steelers – 1/10/21 vs. Cleveland, AFC Wild Card Playoff (Smith-Schuster 13-157, Johnson 11-117, Roethlisberger 501)  
By Opponent – 1/22/17 at New England, AFC Championship Game (Brady 384, Hogan 180, Edelman 118)

#### 100-Yard Rusher, 100-Yard Receiver, 200-Yard Receiver and 400-Yard Passer

By Steelers – None  
By Opponent – None

#### 100-Yard Rusher, Two 100-Yard Receivers and 400-Yard Passer

By Steelers – None  
By Opponent – None

#### Three 100-Yard Receivers and 300-Yard Passer

By Steelers – None  
By Opponent – None

#### Three Rushing Touchdowns

By Steelers – 1/ 11/09 vs. San Diego, AFC Divisional Playoff, (Parker 2, Russell 1)  
By Opponent – 1/4/18 vs. Jacksonville, AFC Divisional Playoff (Fournette 3, Yeldon 1)

#### Four Rushing Touchdowns

By Steelers – 12/29/96, vs. Indianapolis, AFC Wild Card Game (Bettis 2, Stewart 2, Witman 1)  
By Opponent – 1/14/18 vs. Jacksonville, AFC Divisional Playoff (Fournette 3, Yeldon 1)

#### Five Rushing Touchdowns

By Steelers – 12/29/96, vs. Indianapolis, AFC Wild Card Game (Bettis 2, Stewart 2, Witman 1)  
By Opponent – None

#### Three Touchdown Passes

By Steelers – 1/14/18 vs. Jacksonville, AFC Divisional Playoff (Roethlisberger 5)  
By Opponent – 1/22/17 at New England, AFC Championship Game (Brady 3)

#### Four Touchdown Passes

By Steelers – 1/14/18 vs. Jacksonville, AFC Divisional Playoff (**Roethlisberger 5**)  
By Opponent – 1/6/85 vs. Miami, AFC Championship Game (Marino 4)

#### Five Touchdown Passes

By Steelers – 1/14/18 vs. Jacksonville, AFC Divisional Playoff (Roethlisberger 5)  
By Opponent – None

#### Six Touchdown Passes

By Steelers – None  
By Opponent – None

#### Six Sacks

By Steelers – None  
By Opponent – 1/15/11 vs. Baltimore, AFC Divisional Playoff (6–34)

#### Seven or More Sacks

By Steelers – None  
By Opponent – 1/9/93 vs. Buffalo, AFC Divisional Playoff (7–52)

#### Two Opponent Fumble Recoveries

By Steelers – 1/8/17 vs. Miami, AFC Wild Card Game (Tuitt, Walton)  
By Opponent – 1/15/11 vs. Baltimore, AFC Divisional Playoff (Redding, Reed)

#### Shutout on Road

By Steelers – None  
By Opponent – None

#### Shutout at Home

By Steelers – None  
By Opponent – 12/21/47 vs. Philadelphia (21–0), Eastern Division Playoff

#### OT Win Away from Pittsburgh

By Steelers – 1/31/89 at Houston, AFC Wild Card Game (23–20)  
By Opponent – 1/8/12 at Denver, AFC Wild Card Game (29-23)

#### OT Win in Pittsburgh

By Steelers – 1/15/05 vs. N.Y. Jets, AFC Divisional Playoff (20–17)  
By Opponent – None

#### 40 Points

By Steelers – 1/14/18 vs. Jacksonville, AFC Divisional Playoff (42-45)  
By Opponent – 1/16/22 at Kansas City, AFC Wild Card (42–21)

#### 50 Points

By Steelers – None  
By Opponent – None

#### Two-Point Conversion

By Steelers – 1/22/17 at New England, AFC Championship Game (Roethlisberger pass to D. Williams)  
By Opponent – 1/17/16 at Denver, AFC Divisional Playoff [Peyton Manning pass to Demaryius Thomas]


#### Missed Point-After-Touchdown Attempt

By Steelers – 1/22/17 at New England, AFC Championship Game (**Chris Boswell** kick failed)  
By Opponent – 1/22/17 at New England, AFC Championship Game (Stephen Gostkowski kick failed)

AFC Central/North Division Playoff Races (Week-by-Week)

1980 Central Division				
Wk	CIN	CLE ●	HOU ●	PIT
1	0-1	0-1	0-1	1-0
2	0-2	0-2	1-1	2-0
3	1-2	1-2	2-1	2-1
4	1-3	2-2	3-1	3-1
5	1-4	2-3	3-2	4-1
6	2-4	3-3	3-3	4-2
7	3-4	4-3	4-3	4-3
8	3-5	5-3	5-3	4-4
9	3-6	6-3	6-3	5-4
10	3-7	7-3	7-3	6-4
11	3-8	7-4	8-4	7-4
12	3-9	8-4	8-4	7-5
13	4-9	9-4	8-5	8-5
14	5-9	10-4	9-5	8-6
15	6-9	10-5	10-5	9-6
16	6-10	11-5	11-5	9-7

1983 Central Division				
Wk	CIN	CLE	HOU	PIT ●
1	0-1	0-1	0-1	0-1
2	0-2	1-1	0-1	0-2
3	0-3	2-1	0-3	2-1
4	1-3	3-1	0-4	2-2
5	1-4	3-2	0-5	3-2
6	1-5	4-2	0-6	4-2
7	1-6	4-3	0-7	5-2
8	2-6	4-4	0-8	6-2
9	3-6	5-4	0-9	7-2
10	4-6	5-5	0-10	8-2
11	4-7	6-5	1-10	9-2
12	5-7	7-5	1-11	9-3
13	5-8	8-5	1-12	9-4
14	6-8	8-6	1-13	9-5
15	7-8	8-7	2-13	10-5
16	7-9	9-7	2-14	10-6



1981 Central Division				
Wk	CIN ●	CLE	HOU	PIT
1	1-0	0-1	1-0	0-1
2	2-0	0-2	2-0	0-2
3	2-1	1-2	2-1	1-2
4	3-1	2-2	2-2	2-2
5	3-2	2-3	3-2	3-2
6	4-2	2-4	4-2	4-2
7	5-2	3-4	4-3	4-3
8	5-3	4-4	4-4	5-3
9	6-3	4-5	4-5	5-4
10	7-3	4-6	5-5	5-5
11	8-3	5-6	5-6	6-5
12	9-3	5-7	5-7	7-5
13	10-3	5-8	5-8	8-5
14	10-4	5-6	6-8	8-6
15	11-4	5-10	6-9	8-7
16	12-4	5-11	7-9	8-8

1984 Central Division				
Wk	CIN	CLE	HOU	PIT ●
1	0-1	0-1	0-1	0-1
2	0-2	0-2	0-2	1-1
3	0-3	0-3	0-3	2-1
4	0-4	1-3	0-4	2-2
5	0-5	1-4	0-5	3-2
6	1-5	1-5	0-6	3-3
7	1-6	1-6	0-7	4-3
8	2-6	1-7	0-8	4-4
9	3-6	1-8	0-9	5-4
10	3-7	2-8	0-10	6-4
11	4-7	2-9	1-10	6-5
12	4-8	3-9	2-10	6-6
13	5-8	4-9	2-11	7-6
14	6-8	4-10	3-11	7-7
15	7-8	4-11	3-12	8-7
16	8-8	5-11	3-13	9-7

1986 Central Division				
Wk	CIN	CLE ●	HOU	PIT
1	0-1	0-1	1-0	0-1
2	1-1	1-1	1-1	0-2
3	2-1	1-2	1-2	0-3
4	2-2	2-2	1-3	1-3
5	3-2	3-2	1-4	1-4
6	4-2	4-2	1-5	1-5
7	5-2	4-3	1-6	1-6
8	5-3	5-3	1-7	2-6
9	6-3	6-3	1-8	3-6
10	6-4	7-3	2-4	3-7
11	7-4	7-4	2-9	4-7
12	8-4	8-4	3-9	4-8
13	8-5	9-4	3-10	4-9
14	9-5	10-4	3-11	5-9
15	9-5	11-4	4-11	6-9
16	10-6	12-4	5-11	6-10

1982 Central Division				
Wk	CIN ●	CLE	HOU	PIT
1	1-0	1-0	0-1	1-0
2	1-1	1-1	1-1	2-0
3	Games Canceled (NFL Player Strike)			
4	Games Canceled (NFL Player Strike)			
5	Games Canceled (NFL Player Strike)			
6	Games Canceled (NFL Player Strike)			
7	Games Canceled (NFL Player Strike)			
8	Games Canceled (NFL Player Strike)			
9	Games Canceled (NFL Player Strike)			
10	2-1	2-1	1-2	3-0
11	3-1	2-2	1-3	3-1
12	4-1	2-3	1-4	4-1
13	5-1	2-4	1-5	4-2
14	5-2	3-4	1-6	4-3
15	6-2	4-4	1-7	5-3
16	7-2	4-5	1-8	6-3

1985 Central Division				
Wk	CIN	CLE ●	HOU	PIT
1	0-1	0-1	1-0	1-0
2	0-2	1-1	1-1	1-1
3	0-3	1-2	1-2	2-1
4	1-3	2-2	1-3	2-2
5	1-4	3-2	1-4	2-3
6	2-4	4-2	1-5	2-4
7	2-5	4-3	2-5	3-4
8	3-5	4-4	3-5	3-5
9	4-5	4-5	4-5	4-5
10	5-5	4-6	4-6	5-5
11	5-6	5-6	4-7	6-5
12	5-7	6-6	5-7	6-6
13	6-7	7-6	5-8	6-7
14	7-7	7-7	5-9	6-8
15	7-8	8-7	5-10	7-8
16	7-9	8-8	5-11	7-9

1987 Central Division				
Wk	CIN	CLE ●	HOU ●	PIT
1	1-0	0-1	1-0	1-0
2	1-1	1-1	1-1	1-1
3	Game Canceled (NFL Player Strike)			
4	1-2	2-1	2-1	2-1
5	2-2	2-2	3-1	2-2
6	2-3	3-2	3-2	3-2
7	2-4	4-2	4-2	4-2
8	2-5	4-3	5-2	4-3
9	2-6	5-3	5-3	5-3
10	3-6	6-3	6-3	5-4
11	3-7	7-3	6-4	6-4
12	3-8	7-4	6-5	6-5
13	4-8	7-5	7-5	7-5
14	4-9	8-5	7-6	8-5
15	4-10	9-5	8-6	8-6
16	4-11	10-5	9-6	8-7

● Division Champion ● Wild Card Team

AFC Central/North Division Playoff Races (Week-by-Week)

1988 Central Division					
Wk	CIN	CLE	HOU	PIT	
1	1-0	1-0	1-0	1-0	
2	2-0	1-1	2-0	1-1	
3	3-0	2-1	2-1	1-2	
4	4-0	2-2	3-1	1-3	
5	5-0	3-2	3-2	1-4	
6	6-0	3-3	4-2	1-5	
7	6-1	4-3	5-2	1-6	
8	7-1	5-3	5-3	2-6	
9	7-2	6-3	6-3	2-7	
10	8-2	6-4	7-3	2-8	
11	8-3	6-5	7-4	2-9	
12	9-3	7-5	8-4	2-10	
13	10-3	8-5	9-4	3-10	
14	11-3	9-5	9-5	4-10	
15	11-4	9-6	10-5	4-11	
16	12-4	10-6	10-6	5-11	


1990 Central Division					
Wk	CIN	CLE	HOU	PIT	
1	1-0	1-0	0-1	0-1	
2	2-0	1-1	0-2	1-1	
3	3-0	1-2	1-2	1-2	
4	3-1	1-3	2-2	1-3	
5	4-1	2-3	2-3	2-3	
6	4-2	2-4	3-3	3-3	
7	5-2	2-5	4-3	3-4	
8	5-3	2-6	4-4	4-4	
9	5-4	2-7	4-5	5-4	
10	6-4	2-8	5-5	5-5	
11	6-5	2-9	6-5	6-5	
12	7-5	2-10	6-6	6-6	
13	7-6	2-11	7-6	7-6	
14	7-7	3-11	8-6	8-6	
15	8-7	3-12	8-7	9-6	
16	9-7	3-13	9-7	9-7	

1992 Central Division					
Wk	CIN	CLE	HOU	PIT	
1	1-0	0-1	0-1	1-0	
2	2-0	0-2	1-1	2-0	
3	2-1	1-2	2-1	3-0	
4	2-2	1-3	3-1	3-1	
5	2-3	2-3	4-1	3-2	
6	2-4	3-3	4-2	4-2	
7	2-5	4-3	5-2	5-2	
8	3-5	4-4	5-3	6-2	
9	4-5	5-4	5-4	6-3	
10	4-6	5-5	6-4	7-3	
11	4-7	5-6	6-5	8-3	
12	4-8	6-6	7-5	9-3	
13	4-9	7-6	8-5	10-3	
14	4-10	7-7	8-6	10-4	
15	5-10	7-8	9-6	10-5	
16	5-11	7-9	10-6	11-5	

1989 Central Division					
Wk	CIN	CLE	HOU	PIT	
1	0-1	1-0	0-1	0-1	
2	1-1	2-0	1-1	0-2	
3	2-1	2-1	1-1	0-2	
4	3-1	3-1	2-2	2-2	
5	4-1	3-2	2-3	2-3	
6	4-2	3-3	3-3	3-3	
7	4-3	4-3	4-3	3-4	
8	5-3	5-3	4-4	4-4	
9	5-4	6-3	5-4	4-5	
10	5-5	7-3	6-4	4-6	
11	6-5	7-3-1	7-4	5-6	
12	6-6	7-4-1	7-5	6-6	
13	7-6	7-5-1	8-5	6-7	
14	7-7	7-6-1	9-5	7-7	
15	8-7	8-6-1	9-6	8-7	
16	8-8	9-6-1	9-7	9-7	

1991 Central Division					
Wk	CIN	CLE	HOU	PIT	
1	0-1	0-1	1-0	1-0	
2	0-2	1-1	2-0	1-1	
3	0-3	2-1	3-0	2-1	
4	0-4	2-2	3-1	2-2	
5	0-5	2-3	4-1	3-2	
6	0-6	2-4	5-1	3-3	
7	0-7	3-4	6-1	3-4	
8	0-8	4-4	7-1	3-5	
9	1-8	4-5	7-2	3-6	
10	1-9	4-6	8-2	4-6	
11	1-10	4-7	9-2	4-7	
12	1-11	5-7	9-3	5-7	
13	2-11	6-7	9-4	5-8	
14	2-12	6-8	10-4	5-9	
15	2-13	6-9	11-4	6-9	
16	3-13	6-10	11-5	7-9	

1993 Central Division					
Wk	CIN	CLE	HOU	PIT	
1	0-1	1-0	0-1	0-1	
2	0-2	2-0	1-1	0-2	
3	0-3	3-0	1-2	1-2	
4	0-4	3-1	1-3	2-2	
5	0-5	3-2	1-4	3-2	
6	0-6	4-2	2-4	4-2	
7	0-7	5-2	3-4	4-3	
8	0-8	5-3	4-4	5-3	
9	0-9	5-4	5-4	6-3	
10	0-10	5-5	6-4	6-4	
11	1-10	5-6	7-4	6-5	
12	1-11	6-6	8-4	7-5	
13	1-12	6-7	9-4	8-5	
14	2-12	6-8	10-4	8-6	
15	3-12	7-8	11-4	8-7	
16	3-13	7-9	12-4	9-7	



**MIKE WEBSTER**  
1/1/88 vs. Tampa Bay

1994 Central Division					
Wk	CIN	CLE	HOU	PIT	
1	0-1	1-0	0-1	0-1	
2	0-2	1-1	0-2	1-1	
3	0-3	2-1	0-3	2-1	
4	0-4	3-1	1-3	2-2	
5	0-5	4-1	1-4	3-2	
6	0-6	5-1	1-5	4-2	
7	0-7	6-1	1-6	5-2	
8	0-8	6-2	1-7	5-3	
9	1-8	7-2	1-8	6-3	
10	2-8	8-2	1-9	7-3	
11	2-9	8-3	1-10	8-3	
12	2-10	9-3	1-11	9-3	
13	2-11	9-4	1-12	10-3	
14	2-12	10-4	1-13	11-3	
15	2-13	10-5	1-14	12-3	
16	3-13	11-5	2-14	12-4	

AFC Central/North Division Playoff Races (Week-by-Week)

1995 Central Division					
Wk	CIN	CLE	HOU	JAX	PIT
1	1-0	0-1	1-0	0-1	1-0
2	2-0	1-1	1-1	0-2	2-0
3	2-1	1-2	1-2	0-3	2-1
4	2-2	2-2	2-2	0-4	2-2
5	2-3	2-3	2-3	1-4	3-2
6	2-4	2-4	2-4	2-4	3-3
7	3-4	2-5	2-5	2-5	3-4
8	3-5	3-5	3-5	3-5	4-4
9	3-6	4-5	4-5	3-6	5-4
10	4-6	4-6	4-6	3-7	6-4
11	4-7	4-7	4-7	3-8	7-4
12	5-7	5-7	5-7	3-9	8-4
13	5-8	5-8	5-8	3-10	9-4
14	6-8	5-9	5-9	3-11	10-4
15	6-9	6-9	6-9	3-12	11-4
16	7-9	7-9	7-9	4-12	11-5



1996 Central Division					
Wk	CIN	BAL	HOU	JAX	PIT
1	0-1	1-0	0-1	1-0	0-1
2	0-2	1-1	1-1	1-1	1-1
3	1-2	1-2	2-1	1-2	2-1
4	1-3	2-2	2-2	1-3	3-1
5	1-4	2-3	3-2	2-3	4-1
6	1-5	2-4	4-2	2-4	5-1
7	1-6	2-5	5-2	3-4	5-2
8	2-6	3-5	5-3	3-5	6-2
9	3-6	3-6	5-4	3-6	7-2
10	4-6	3-7	6-4	4-6	7-3
11	4-7	3-8	6-5	4-7	8-3
12	5-7	3-9	6-6	5-7	9-3
13	5-8	4-9	7-6	6-7	9-4
14	6-8	4-10	7-7	7-7	10-4
15	7-8	4-11	7-8	8-7	10-5
16	8-8	4-12	8-8	9-7	10-6

1998 Central Division					
Wk	CIN	BAL	JAX	TEN	PIT
1	0-1	0-1	1-0	1-0	1-0
2	1-1	1-1	2-0	1-1	2-0
3	1-2	1-2	3-0	1-2	2-1
4	1-3	2-2	4-0	1-3	3-1
5	2-3	2-3	5-0	2-3	3-2
6	2-4	2-4	5-1	3-3	4-2
7	2-5	2-5	5-2	3-4	5-2
8	2-6	2-6	6-2	4-4	5-3
9	2-7	3-6	7-2	5-4	6-3
10	2-8	3-7	8-2	6-4	6-4
11	2-9	4-7	8-3	6-5	7-4
12	2-10	5-7	9-3	6-6	7-5
13	2-11	5-8	10-3	7-6	7-6
14	2-12	5-9	10-4	8-6	7-7
15	3-12	5-10	10-5	8-7	7-8
16	3-13	6-10	11-5	8-8	7-9

2000 Central Division						
Wk	CIN	CLE	BAL	JAX	TEN	PIT
1	Bye	0-1	1-0	1-0	0-1	0-1
2	0-1	1-1	2-0	1-1	1-1	Bye
3	0-2	2-1	2-1	2-1	Bye	0-2
4	0-3	2-2	3-1	2-2	2-1	0-3
5	0-4	2-3	4-1	2-3	3-1	1-3
6	0-5	2-4	5-1	2-4	4-1	2-3
7	0-6	2-5	5-2	2-5	5-1	3-3
8	1-6	2-6	5-3	2-6	6-1	4-3
9	2-6	2-7	5-4	3-6	7-1	5-3
10	2-7	2-8	6-4	Bye	8-1	5-4
11	2-8	3-8	7-4	3-7	8-2	5-5
12	2-9	3-9	8-4	4-7	9-2	5-6
13	2-10	3-10	9-4	5-7	9-3	6-6
14	3-10	3-11	Bye	6-7	10-3	7-6
15	3-11	3-12	10-4	7-7	11-3	7-7
16	4-11	3-13	11-4	7-8	12-3	8-7
17	4-12	Bye	12-4	7-9	13-3	9-7

1997 Central Division					
Wk	CIN	BAL	JAX	TEN	PIT
1	1-0	0-1	1-0	1-0	0-1
2	1-1	1-1	2-0	1-1	1-1
3	1-2	2-1	3-0	1-2	1-2
4	1-3	3-1	3-1	1-3	2-2
5	1-4	3-2	4-1	1-4	3-2
6	1-5	3-3	5-1	2-4	4-2
7	1-6	3-4	5-2	3-4	5-2
8	1-7	4-4	5-3	4-4	6-2
9	2-7	4-5	6-3	4-5	6-3
10	3-7	4-6	7-3	5-5	7-3
11	3-8	4-6-1	8-3	5-6	8-3
12	4-8	4-7-1	8-4	6-6	8-4
13	4-9	4-8-1	9-4	7-6	9-4
14	5-9	5-8-1	9-5	7-7	10-4
15	6-9	6-8-1	10-5	7-8	11-4
16	7-9	6-9-1	11-5	8-8	11-5

1999 Central Division						
Wk	CIN	CLE	BAL	JAX	TEN	PIT
1	0-1	0-1	0-1	1-0	1-0	1-0
2	0-2	0-2	0-2	2-0	2-0	2-0
3	0-3	0-3	1-2	2-1	3-0	2-1
4	1-3	0-4	2-2	3-1	3-1	2-2
5	1-4	0-5	2-3	4-1	4-1	2-3
6	1-5	0-6	Bye	5-1	Bye	3-3
7	1-6	0-7	2-4	Bye	5-1	4-3
8	1-7	1-7	2-5	6-1	6-1	Bye
9	1-8	1-8	3-5	7-1	6-2	5-3
10	1-9	2-8	3-6	8-1	7-2	5-4
11	1-10	2-9	4-6	9-1	8-2	5-5
12	2-10	2-10	4-7	10-1	9-2	5-6
13	3-10	2-11	5-7	11-1	9-3	5-7
14	4-10	2-12	6-7	12-1	10-3	5-8
15	Bye	2-13	7-7	13-1	11-3	5-9
16	4-11	2-14	8-7	13-2	12-3	6-9
17	4-12	Bye	8-8	14-2	13-3	6-10

2001 Central Division						
Wk	CIN	CLE	BAL	JAX	TEN	PIT
1	1-0	0-1	1-0	1-0	0-1	0-1
2	2-0	1-1	1-1	2-0	0-2	Bye
3	2-1	2-1	2-1	2-1	Bye	1-1
4	2-2	3-1	3-1	2-2	0-3	2-1
5	3-2	3-2	3-2	Bye	1-3	3-1
6	3-3	4-2	3-3	2-3	2-3	4-1
7	4-3	Bye	4-3	2-4	2-4	5-1
8	Bye	4-3	5-3	2-5	3-4	5-2
9	4-4	4-4	6-3	3-5	3-5	6-2
10	4-5	5-4	6-4	3-6	4-5	7-2
11	4-6	6-4	7-4	3-7	4-6	8-2
12	4-7	6-5	8-4	3-8	5-6	9-2
13	4-8	6-6	Bye	4-8	5-7	10-2
14	4-9	6-7	8-5	5-8	6-7	11-2
15	4-10	6-8	9-5	6-8	7-7	12-2
16	5-10	7-8	9-6	6-9	7-8	12-3
17	6-10	7-9	10-6	6-10	7-9	13-3



AFC Central/North Division Playoff Races (Week-by-Week)

2002 North Division					
Wk	BAL	CIN	CLE ●	PIT ●	
1	0-1	0-1	0-1	0-1	
2	0-2	0-2	1-1	0-2	
3	Bye	0-3	2-1	Bye	
4	1-2	0-4	2-2	1-2	
5	2-2	0-5	2-3	1-3	
6	2-3	0-6	2-4	2-3	
7	3-3	Bye	3-4	3-3	
8	3-4	0-7	4-4	4-3	
9	3-5	1-7	4-5	5-3	
10	4-5	1-8	Bye	5-3-1	
11	4-6	1-9	5-5	5-4-1	
12	5-6	1-10	6-5	6-4-1	
13	6-6	1-11	6-6	7-4-1	
14	6-7	1-12	7-6	7-5-1	
15	7-7	1-13	7-7	8-5-1	
16	7-8	2-13	8-7	9-5-1	
17	7-9	2-14	9-7	10-5-1	

2005 North Division				
Wk	BAL	CIN ●	CLE	PIT ●
1	0-1	1-0	0-1	1-0
2	0-2	2-0	1-1	2-0
3	Bye	3-0	1-2	2-1
4	1-2	4-0	Bye	Bye
5	1-3	4-1	2-2	3-1
6	2-3	5-1	2-3	3-2
7	2-4	5-2	2-4	4-2
8	2-5	6-2	2-5	5-2
9	2-6	7-2	3-5	6-2
10	2-7	Bye	3-6	7-2
11	3-7	7-3	4-6	7-3
12	3-8	8-3	4-7	7-4
13	4-8	9-3	4-8	7-5
14	4-9	10-3	4-9	8-5
15	5-9	11-3	5-9	9-5
16	6-9	11-4	5-10	10-5
17	6-10	11-5	6-10	11-5

2007 North Division				
Wk	BAL	CIN	CLE	PIT ●
1	0-1	1-0	0-1	1-0
2	1-1	1-1	1-1	2-0
3	2-1	1-2	1-2	3-0
4	2-2	1-3	2-2	3-1
5	3-2	Bye	2-3	4-1
6	4-2	1-4	3-3	Bye
7	4-3	2-4	Bye	4-2
8	Bye	2-5	4-3	5-2
9	4-4	2-6	5-3	6-2
10	4-5	3-6	5-4	7-2
11	4-6	3-7	6-4	7-3
12	4-7	4-7	7-4	8-3
13	4-8	4-8	7-5	9-3
14	4-9	5-8	8-5	9-4
15	4-10	5-9	9-5	9-5
16	4-11	6-9	9-6	10-5
17	5-11	7-9	10-6	10-6

2003 North Division				
Wk	BAL ●	CIN	CLE	PIT
1	0-1	0-1	0-1	1-0
2	1-1	0-2	0-2	1-1
3	2-1	0-3	1-2	2-1
4	2-2	1-3	1-3	2-2
5	Bye	1-4	2-3	2-3
6	3-2	Bye	3-3	2-4
7	3-3	2-4	3-4	Bye
8	4-3	3-4	3-5	2-5
9	5-3	3-5	Bye	2-6
10	5-4	4-5	3-6	3-6
11	5-5	5-5	4-6	3-7
12	6-5	6-5	4-7	4-7
13	7-5	7-5	4-8	4-8
14	8-5	7-6	4-9	5-8
15	8-6	8-6	4-10	5-9
16	9-6	8-7	4-11	6-9
17	10-6	8-8	5-11	6-10

2006 North Division				
Wk	BAL ●	CIN	CLE	PIT
1	1-0	1-0	0-1	1-0
2	2-0	2-0	0-2	1-1
3	3-0	3-0	0-3	1-2
4	4-0	3-1	1-3	Bye
5	4-1	Bye	1-4	1-3
6	4-2	3-2	Bye	2-3
7	Bye	4-2	1-5	2-4
8	5-2	4-3	2-5	2-5
9	6-2	4-4	2-6	2-6
10	7-2	4-5	3-6	3-6
11	8-2	5-5	3-7	4-6
12	9-2	6-5	3-8	4-7
13	9-3	7-5	4-8	5-7
14	10-3	8-5	4-9	6-7
15	11-3	8-6	4-10	7-7
16	12-3	8-7	4-11	7-8
17	13-3	8-8	4-12	8-8

2008 North Division				
Wk	BAL ●	CIN	CLE	PIT ●
1	1-0	0-1	0-1	1-0
2	Bye	0-2	0-2	2-0
3	2-0	0-3	0-3	2-1
4	2-1	0-4	1-3	3-1
5	2-2	0-5	Bye	4-1
6	2-3	0-6	2-3	Bye
7	3-3	0-7	2-4	5-1
8	4-3	0-8	3-4	5-2
9	5-3	1-8	3-5	6-2
10	6-3	Bye	3-6	6-3
11	6-4	1-8-1	4-6	7-3
12	7-4	1-9-1	4-7	8-3
13	8-4	1-10-1	4-8	9-3
14	9-4	1-11-1	4-9	10-3
15	9-5	2-11-1	4-10	11-3
16	10-5	3-11-1	4-11	11-4
17	11-5	4-11-1	4-12	12-4

2004 North Division				
Wk	BAL	CIN	CLE	PIT ●
1	0-1	0-1	1-0	1-0
2	1-1	1-1	1-1	1-1
3	2-1	1-2	1-2	2-1
4	2-2	1-3	2-2	3-1
5	3-2	Bye	2-3	4-1
6	Bye	1-4	3-3	5-1
7	4-2	2-4	3-4	Bye
8	4-3	2-5	Bye	6-1
9	5-3	3-5	3-5	7-1
10	6-3	4-5	3-6	8-1
11	7-3	4-6	3-7	9-1
12	7-4	5-6	3-8	10-1
13	7-5	6-6	3-9	11-1
14	8-5	6-7	3-10	12-1
15	8-6	6-8	3-11	13-1
16	8-7	7-8	3-12	14-1
17	9-7	8-8	4-12	15-1





AFC Central/North Division Playoff Races (Week-by-Week)

2009 North Division				
Wk	BAL ●	CIN ●	CLE	PIT
1	1-0	0-1	0-1	1-0
2	2-0	1-1	0-2	1-1
3	3-0	2-1	0-3	1-2
4	3-1	3-1	0-4	2-2
5	3-2	4-1	1-4	3-2
6	3-3	4-2	1-5	4-2
7	Bye	5-2	1-6	5-2
8	4-3	Bye	1-7	Bye
9	4-4	6-2	Bye	6-2
10	5-4	7-2	1-8	6-3
11	5-5	7-3	1-9	6-4
12	6-5	8-3	1-10	6-5
13	6-6	9-3	1-11	6-6
14	7-6	9-4	2-11	6-7
15	8-6	9-5	3-11	7-7
16	8-7	10-5	4-11	8-7
17	9-7	10-6	5-11	9-7

2012 North Division				
Wk	BAL ●	CIN ●	CLE	PIT
1	1-0	0-1	0-1	0-1
2	1-1	1-1	0-2	1-1
3	2-1	2-1	0-3	1-2
4	3-1	3-1	0-4	Bye
5	4-1	3-2	0-5	2-2
6	5-1	3-3	1-5	2-3
7	5-2	3-4	1-6	3-3
8	Bye	Bye	2-6	4-3
9	6-2	3-5	2-7	5-3
10	7-2	4-5	Bye	6-3
11	8-2	5-5	2-8	6-4
12	9-2	6-5	3-8	6-5
13	9-3	7-5	4-8	7-5
14	9-4	7-6	5-8	7-6
15	9-5	8-6	5-9	7-7
16	10-5	9-6	5-10	7-8
17	10-6	10-6	5-11	8-8

2014 North Division				
Wk	BAL ●	CIN ●	CLE	PIT ●
1	0-1	1-0	0-1	1-0
2	1-1	2-0	1-1	1-1
3	2-1	3-0	1-2	2-1
4	3-1	Bye	Bye	2-2
5	3-2	3-1	2-2	3-2
6	4-2	3-1-1	3-2	3-3
7	5-2	3-2-1	3-3	4-3
8	5-3	4-2-1	4-3	5-3
9	5-4	5-2-1	5-3	6-3
10	6-4	5-3-1	6-3	6-4
11	Bye	6-3-1	6-4	7-4
12	7-4	7-3-1	7-4	Bye
13	7-5	8-3-1	7-5	7-5
14	8-5	8-4-1	7-6	8-5
15	9-5	9-4-1	7-7	9-5
16	9-6	10-4-1	7-8	10-5
17	10-6	10-5-1	7-9	11-5

2010 North Division				
Wk	BAL ●	CIN	CLE	PIT ●
1	1-0	0-1	0-1	1-0
2	1-1	1-1	0-2	2-0
3	2-1	2-1	0-3	3-0
4	3-1	2-2	1-3	3-1
5	4-1	2-3	1-4	Bye
6	4-2	Bye	1-5	4-1
7	5-2	2-4	2-5	5-1
8	Bye	2-5	Bye	5-2
9	6-2	2-6	3-5	6-2
10	6-3	2-7	3-6	6-3
11	7-3	2-8	3-7	7-3
12	8-3	2-9	4-7	8-3
13	8-4	2-10	5-7	9-3
14	9-4	2-11	5-8	10-3
15	10-4	3-11	5-9	10-4
16	11-4	4-11	5-10	11-4
17	12-4	4-12	5-11	12-4

2013 North Division				
Wk	BAL	CIN ●	CLE	PIT
1	0-1	0-1	0-1	0-1
2	1-1	1-1	0-2	0-2
3	2-1	2-1	1-2	0-3
4	2-2	2-2	2-2	0-4
5	3-2	3-2	3-2	Bye
6	3-3	4-2	3-3	1-4
7	3-4	5-2	3-4	2-4
8	Bye	6-2	3-5	2-5
9	3-5	6-3	4-5	2-6
10	4-5	6-4	Bye	3-6
11	4-6	7-4	4-6	4-6
12	5-6	Bye	4-7	5-6
13	6-6	8-4	4-8	5-7
14	7-6	9-4	4-9	5-8
15	8-6	9-5	4-10	6-8
16	8-7	10-5	4-11	7-8
17	8-8	11-5	4-12	8-8

2015 North Division				
Wk	BAL	CIN ●	CLE	PIT ●
1	0-1	1-0	0-1	0-1
2	0-2	2-0	1-1	1-1
3	0-3	3-0	1-2	2-1
4	1-3	4-0	1-3	2-2
5	1-4	5-0	2-3	3-2
6	1-5	6-0	2-4	4-2
7	1-6	Bye	2-5	4-3
8	2-6	7-0	2-6	4-4
9	Bye	8-0	2-7	5-4
10	2-7	8-1	2-8	6-4
11	3-7	8-2	Bye	Bye
12	4-7	9-2	2-9	6-5
13	4-8	10-2	2-10	7-5
14	4-9	10-3	3-10	8-5
15	4-10	11-3	3-11	9-5
16	5-10	11-4	3-12	9-6
17	5-11	12-4	3-13	10-6

2011 North Division				
Wk	BAL ●	CIN ●	CLE	PIT ●
1	1-0	0-1	0-1	0-1
2	1-1	1-1	1-1	1-1
3	2-1	1-2	2-1	2-1
4	3-1	2-2	2-2	2-2
5	Bye	3-2	Bye	3-2
6	4-1	4-2	2-3	4-2
7	4-2	Bye	3-3	5-2
8	5-2	5-2	3-4	6-2
9	6-2	6-2	3-5	6-3
10	6-3	6-3	3-6	7-3
11	7-3	6-4	4-6	Bye
12	8-3	7-4	4-7	8-3
13	9-3	7-5	4-8	9-3
14	10-3	7-6	4-9	10-3
15	10-4	8-6	4-10	10-4
16	11-4	9-6	4-11	11-4
17	12-4	9-7	4-12	12-4



AFC Central/North Division Playoff Races (Week-by-Week)

2016 North Division				
Wk	BAL	CIN	CLE	PIT
1	1-0	1-0	0-1	1-0
2	2-0	1-1	0-2	2-0
3	3-0	1-2	0-3	2-1
4	3-1	2-2	0-4	3-1
5	3-2	2-3	0-5	4-1
6	3-3	2-4	0-6	4-2
7	3-4	3-4	0-7	4-3
8	Bye	3-4-1	0-8	Bye
9	4-4	Bye	0-9	4-4
10	5-4	3-5-1	0-10	4-5
11	5-5	3-6-1	0-11	5-5
12	6-5	3-7-1	0-12	6-5
13	7-5	4-7-1	0-13	7-5
14	7-6	5-7-1	0-13	8-5
15	8-6	5-8-1	0-14	9-5
16	8-7	5-9-1	1-14	10-5
17	8-8	6-9-1	1-15	11-5

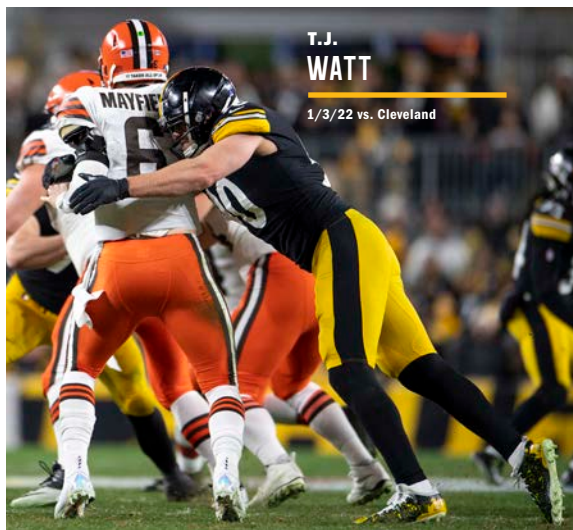
2018 North Division				
Wk	BAL	CIN	CLE	PIT
1	1-0	1-0	0-0-1	0-0-1
2	1-1	2-0	0-1-1	0-1-1
3	2-1	2-1	1-1-1	1-1-1
4	3-1	3-1	1-2-1	1-2-1
5	3-2	4-1	2-2-1	2-2-1
6	3-3	4-2	2-3-1	3-2-1
7	4-3	4-3	2-4-1	Bye
8	4-4	5-3	2-5-1	4-2-1
9	4-5	Bye	2-6-1	5-2-1
10	Bye	5-4	3-6-1	6-2-1
11	5-5	5-5	Bye	7-2-1
12	6-5	5-6	4-6-1	7-3-1
13	7-5	5-7	4-7-1	7-4-1
14	7-6	5-8	5-7-1	7-5-1
15	8-6	6-8	6-7-1	8-5-1
16	9-6	6-9	7-7-1	8-6-1
17	10-6	6-10	7-8-1	9-6-1

2020 North Division				
Wk	BAL	CIN	CLE	PIT
1	1-0	0-1	0-1	1-0
2	2-0	0-2	1-1	2-0
3	2-1	0-2-1	2-1	3-0
4	3-1	1-2-1	3-1	Bye
5	4-1	1-3-1	4-1	4-0
6	5-1	1-4-1	4-2	5-0
7	Bye	1-5-1	5-2	6-0
8	5-2	2-5-1	5-3	7-0
9	6-2	Bye	Bye	8-0
10	6-3	2-6-1	6-3	9-0
11	6-4	2-7-1	7-3	10-0
12	6-5	2-8-1	8-3	11-0
13	7-5	2-9-1	9-3	11-1
14	8-5	2-10-1	9-4	11-2
15	9-5	3-10-1	10-4	11-3
16	10-5	4-10-1	10-5	12-3
17	11-5	4-11-1	11-5	12-4

2017 North Division				
Wk	BAL	CIN	CLE	PIT
1	1-0	0-1	0-1	1-0
2	2-0	0-2	0-2	2-0
3	2-1	0-3	0-3	2-1
4	2-2	1-3	0-4	3-1
5	3-2	2-3	0-5	3-2
6	3-3	Bye	0-6	4-2
7	3-4	2-4	0-7	5-2
8	4-4	3-4	0-8	6-2
9	4-5	3-5	Bye	Bye
10	Bye	3-6	0-9	7-2
11	5-5	4-6	0-10	8-2
12	6-5	5-6	0-11	9-2
13	7-5	5-7	0-12	10-2
14	7-6	5-8	0-13	11-2
15	8-6	5-9	0-14	11-3
16	9-6	6-9	0-15	12-3
17	9-7	7-9	0-16	13-3

2019 North Division				
Wk	BAL	CIN	CLE	PIT
1	1-0	0-1	0-1	0-1
2	2-0	0-2	0-2	0-2
3	2-1	0-3	1-2	0-3
4	2-2	0-4	2-2	1-3
5	3-2	0-5	2-3	1-4
6	4-2	0-6	2-4	2-4
7	5-2	0-7	Bye	Bye
8	Bye	0-8	2-5	3-4
9	6-2	Bye	2-6	4-4
10	7-2	0-9	3-6	5-4
11	8-2	0-10	4-6	5-5
12	9-2	0-11	5-6	6-5
13	10-2	1-11	5-7	7-5
14	11-2	1-12	6-7	8-5
15	12-2	1-13	6-8	8-6
16	13-2	1-14	6-9	8-7
17	14-2	2-14	6-10	8-8

2021 North Division				
Wk	BAL	CIN	CLE	PIT
1	0-1	1-0	0-1	1-0
2	1-1	1-1	1-1	1-1
3	2-1	2-1	2-1	1-2
4	3-1	3-1	3-1	1-3
5	4-1	3-2	3-2	2-3
6	5-1	4-2	3-3	3-3
7	5-2	5-2	4-3	Bye
8	Bye	5-3	4-4	4-3
9	6-2	5-4	5-4	5-3
10	6-3	Bye	5-5	5-3-1
11	7-3	6-4	6-5	5-4-1
12	8-3	7-4	6-6	5-5-1
13	8-4	7-5	Bye	6-5-1
14	8-5	7-6	7-6	6-6-1
15	8-6	8-6	7-7	7-6-1
16	8-7	9-6	7-8	7-7-1
17	8-8	10-6	7-9	8-7-1
18	8-9	10-7	8-9	9-7-1



T.J. WATT

1/3/22 vs. Cleveland

• Division Champion • Wild Card Team

Steelers Quarterback Records

QUARTERBACK STARTING RECORDS

Year	Player	Record	Year	Player	Record
1969	Terry Hanratty	0-5	1996	Mike Tomczak	10-5
1970	Terry Bradshaw	3-5		Jim Miller	0-1
	Terry Hanratty	2-4	1997	Kordell Stewart	11-5
1971	Terry Bradshaw	5-8	1998	Kordell Stewart	7-9
	Terry Hanratty	1-0	1999	Kordell Stewart	5-6
1972	Terry Bradshaw	11-3		Mike Tomczak	1-4
1973	Terry Bradshaw	8-1	2000	Kordell Stewart	7-4
	Terry Hanratty	2-2		Kent Graham	2-3
	Joe Gilliam	0-1	2001	Kordell Stewart	13-3
1974	Terry Bradshaw	5-2	2002	Tommy Maddox	8-3-1
	Terry Hanratty	1-0		Kordell Stewart	2-2
	Joe Gilliam	4-1-1	2003	Tommy Maddox	6-10
1975	Terry Bradshaw	12-2	2004	Ben Roethlisberger	13-0
1976	Mike Kruczek	6-0		Tommy Maddox	2-1
	Terry Bradshaw	4-4	2005	Ben Roethlisberger	9-3
1977	Terry Bradshaw	9-5		Charlie Batch	2-0
1978	Terry Bradshaw	14-2		Tommy Maddox	0-2
1979	Terry Bradshaw	12-4	2006	Ben Roethlisberger	7-8
1980	Terry Bradshaw	9-6		Charlie Batch	1-0
	Cliff Stoudt	0-1	2007	Ben Roethlisberger	10-5
1981	Terry Bradshaw	8-6		Charlie Batch	0-1
	Mark Malone	0-2	2008	Ben Roethlisberger	12-4
1982	Terry Bradshaw	6-3	2009	Ben Roethlisberger	9-6
1983	Cliff Stoudt	9-6		Dennis Dixon	0-1
	Terry Bradshaw	1-0	2010	Ben Roethlisberger	9-3
1984	Mark Malone	6-3		Dennis Dixon	2-0
	David Woodley	3-4		Charlie Batch	1-1
1985	David Woodley	4-2	2011	Ben Roethlisberger	11-4
	Mark Malone	3-5		Charlie Batch	1-0
	Scott Campbell	0-2	2012	Ben Roethlisberger	7-6
1986	Mark Malone	6-8		Charlie Batch	1-1
	Bubby Brister	0-2		Byron Leftwich	0-1
1987	Mark Malone	6-6	2013	Ben Roethlisberger	8-8
	Steve Bono	2-1	2014	Ben Roethlisberger	11-5
1988	Bubby Brister	4-9	2015	Ben Roethlisberger	7-4
	Todd Blackledge	1-2		Mike Vick	2-1
1989	Bubby Brister	8-6		Landry Jones	1-1
	Todd Blackledge	1-1	2016	Ben Roethlisberger	10-4
1990	Bubby Brister	9-7		Landry Jones	1-1
1991	Bubby Brister	5-3	2017	Ben Roethlisberger	12-3
	Neil O'Donnell	2-6		Landry Jones	1-0
1992	Neil O'Donnell	9-3	2018	Ben Roethlisberger	9-6-1
	Bubby Brister	2-2	2019	Ben Roethlisberger	0-2
1993	Neil O'Donnell	9-6		<b>Mason Rudolph</b>	<b>5-3</b>
	Mike Tomczak	0-1		Devin Hodges	3-3
1994	Neil O'Donnell	10-4	2020	Ben Roethlisberger	12-3
	Mike Tomczak	2-0		<b>Mason Rudolph</b>	<b>0-1</b>
1995	Neil O'Donnell	9-3	2021	Ben Roethlisberger	9-7
	Mike Tomczak	2-2		<b>Mason Rudolph</b>	<b>0-0-1</b>



QUARTERBACK CAREER RECORDS

Ben Roethlisberger (2004-21)	165-81-1
Terry Bradshaw (1970-83)	107-51
Kordell Stewart (1995-02)	45-29
Neil O'Donnell (1990-95)	39-22
Bubby Brister (1986-92)	28-29
Mark Malone (1981-87)	21-24
Tommy Maddox (2002-05)	16-16-1
Mike Tomczak (1993-99)	15-12
Cliff Stoudt (1977-83)	9-7
David Woodley (1984-85)	7-6
Mike Kruczek (1976-79)	6-0
Charlie Batch (2002-12)	6-3
Terry Hanratty (1969-75)	6-11
<b>Mason Rudolph (2019-21)</b>	<b>5-4-1</b>
Joe Gilliam (1972-75)	4-2-1
Landry Jones (2013-17)	3-2
Devin Hodges (2019)	3-3
Mike Vick (2015)	2-1
Dennis Dixon (2008-11)	2-1
Steve Bono (1987-88)	2-1
Kent Graham (2000)	2-3
Todd Blackledge (1988-89)	2-3
Byron Leftwich (2008, 2010-2012)	0-1
Jim Miller (1995-96)	0-1
Scott Campbell (1984-86)	0-2

## Steelers Attendance

## STEELERS YEARLY ATTENDANCE FIGURES/AVERAGE (Regular Season)

Year	Games	Home Total	Home Avg.	Away Total	Away Avg.	Yearly Total	Yearly Avg.
1933	11●	57,000	11,400	42,500	8,500	99,500	9,500
1934	12	85,834	14,306	63,200	10,533	149,034	12,419
1935	12	87,421	12,489	55,000	11,000	142,421	11,868
1936	12	90,464	18,093	78,747	11,250	169,211	14,101
1937	10	79,629	13,272	68,282	17,071	147,911	14,791
1938	11●	63,999	12,800	91,441	18,288	155,440	15,544
1939	11	37,378	7,476	105,328	17,555	142,706	12,973
1940	11	101,988	20,398	103,683	17,281	205,671	18,697
1941	11	81,129	16,226	134,233	22,372	215,362	19,579
1942	11	86,017	17,203	96,353	16,059	182,369	16,579
1943	10●	129,347	21,558	107,865	26,966	237,212	23,721
1944	10●	69,670	13,934	135,988	27,198	205,658	20,566
1945	10	95,765	19,153	149,887	29,977	245,652	24,565
1946	11	176,827	35,365	158,916	26,486	335,743	30,522
1947	13	243,271	34,753	198,628	33,105	441,899	33,992
1948	12	174,726	29,121	118,892	19,815	293,618	24,468
1949	12	152,767	25,461	123,672	20,612	276,439	23,037
1950	12	158,134	26,356	143,298	23,883	301,432	25,119
1951	12	134,126	22,354	106,925	17,821	241,051	20,088
1952	12	134,669	22,445	187,898	31,316	322,567	26,881
1953	12	157,830	26,305	155,466	25,911	313,296	26,108
1954	12	182,648	30,441	141,070	23,512	323,718	26,977
1955	12	176,496	29,416	201,711	33,619	378,207	31,517
1956	12	170,267	28,378	211,563	35,261	381,830	31,819
1957	12	168,957	28,160	197,898	32,983	366,855	30,571
1958	12	140,592	23,432	209,337	34,890	349,929	29,161
1959	12	159,870	26,645	255,573	42,596	415,443	34,620
1960	12	173,099	28,850	265,469	44,245	438,568	36,547
1961	14	155,903	22,272	287,625	41,089	443,528	31,681
1962	14	174,741	24,963	297,791	42,542	472,532	33,753
1963	14	257,985	36,855	349,492	49,927	607,477	43,391
1964	14	251,990	35,999	355,453	50,779	607,443	43,389
1965	14	228,954	32,708	366,596	52,371	595,550	42,539
1966	14	249,331	35,619	407,761	58,252	657,092	46,935
1967	14	271,522	38,789	420,655	60,094	692,177	49,441
1968	14	234,241	33,463	396,530	56,647	630,771	45,055
1969	14	273,058	39,008	416,758	59,537	689,816	49,273
1970	14	323,387	46,198	400,966	57,281	724,353	51,740
1971	14	323,812	46,259	412,446	58,921	736,258	52,590
1972	14	340,549	48,650	387,406	55,344	727,955	51,997
1973	14	377,351	53,907	332,111	47,444	709,462	50,676
1974	14	325,457	46,494	405,919	57,988	731,376	52,241
1975	14	341,205	48,744	391,700	55,957	732,905	52,350
1976	14	330,620	47,231	416,875	59,554	747,495	53,393
1977	14	337,156	48,165	399,251	57,036	736,407	52,601
1978	16	380,258	47,532	490,878	61,360	871,136	54,446
1979	16	391,931	48,991	492,722	61,590	884,653	55,291
1980	16	424,106	53,013	491,122	61,390	915,228	57,202
1981	16	421,234	52,654	483,184	60,398	904,143	56,509
1982	9	208,890	52,223	286,852	57,370	549,288	54,929
1983	16	462,587	57,823	481,357	60,170	943,944	58,997
1984	16	447,288	55,911	508,396	63,550	955,644	59,728
1985	16	436,069	54,509	481,201	60,150	917,270	57,329
1986	16	414,937	51,867	482,461	60,308	897,398	56,087

● One game of attendance unavailable ● Games played in Pittsburgh and Philadelphia ● Games played in Pittsburgh and Chicago

## Steelers Attendance

## STEELERS YEARLY ATTENDANCE FIGURES/AVERAGE (Regular Season) (Continued)

Year	Games	Home Total	Home Avg.	Away Total	Away Avg.	Yearly Total	Yearly Avg.
1987	15	353,402	50,486	364,454	45,557	717,856	47,857
1988	16	396,044	49,506	466,099	58,262	862,143	53,884
1989	16	383,494	47,937	441,022	55,128	824,516	51,532
1990	16	434,769	54,346	510,899	63,862	945,668	59,104
1991	16	406,935	50,867	526,678	65,835	933,613	58,351
1992	16	427,282	53,410	510,270	63,784	937,552	58,597
1993	16	440,927	55,116	503,509	62,939	944,436	59,027
1994	16	461,272	57,659	494,849	61,606	954,121	59,633
1995	16	455,913	56,989	486,946	60,868	942,859	58,929
1996	16	466,944	58,368	513,289	64,161	980,233	61,264
1997	16	462,532	57,817	519,955	64,994	982,487	61,405
1998	16	464,619	58,077	540,926	67,616	1,005,545	62,847
1999	16	416,618	52,077	555,589	69,448	972,207	60,763
2000	16	440,428	55,053	546,611	68,326	987,039	61,690
2001●	16	499,191	62,399	556,337	69,542	1,055,528	65,927
2002	16	490,274	61,284	533,174	66,647	1,023,448	63,966
2003	16	477,584	59,698	574,929	71,866	1,052,513	65,782
2004	16	507,385	63,423	574,856	71,857	1,082,241	67,640
2005	16	507,434	63,429	541,305	67,663	1,048,739	65,546
2006	16	499,461	62,433	552,626	69,078	1,052,087	65,755
2007	16	496,675	62,084	564,632	70,579	1,061,307	66,332
2008	16	503,125	62,890	573,573	71,866	1,076,698	67,294
2009	16	507,882	63,458	543,504	67,938	1,051,386	65,711
2010	16	504,669	63,084	545,046	68,131	1,049,715	65,607
2011	16	504,279	63,035	545,236	68,155	1,049,515	65,595
2012	16	489,135	61,141	589,439●	73,680●	1,078,574	67,411●
2013	16	458,489	57,311	567,283	70,910	1,025,772	64,111
2014	16	497,811	62,226	562,731	70,341	1,060,542	66,283
2015	16	517,854	64,731●	535,858	66,982	1,053,712	65,857
2016	16	514,503	64,313	551,124	68,890	1,065,627	66,602
2017	16	499,768	62,471	535,723	66,965	1,035,491	64,718
2018	16	507,651	63,456	532,858	66,607	1,040,509	65,032
2019	16	497,896	62,237	488,694	61,087	986,590	61,662
2020●	16	15,877	5,292	85,882	14,314	101,759	11,307
2021	17	544,397●	60,489	559,519	69,940	1,103,916●	64,936

● Team Record ● Inaugural Season at Acrisure Stadium/Heinz Field ● COVID-19 protocols permitted fans to only nine (3 home, 6 away) games in 2020



## Steelers Home Attendance Since 1970

## ATTENDANCE AT ACRISURE STADIUM

The Steelers drew 544,397 fans to their nine home games during the 2021 season, averaging 60,489 per home game. Since Acrisure Stadium opened in 2001, the Steelers have averaged at least 62,000 fans per game 16 times.

Pittsburgh had a 2021 season-high 63,707 fans in Week 2 versus Las Vegas.

The Steelers have sold out 384 straight regular-season games at home, dating back to Nov. 5, 1972 versus Cincinnati.

Below are the Steelers' all-time home attendance figures since 1970 (totals do not include 2020):

## ALL-TIME ATTENDANCE

## Regular Season

Year	Games	Total Attendance	Avg.
1970	7	318,698	45,528
1971	7	323,812	46,259
1972	7	340,549	48,650
1973	8	377,351	47,169
1974	7	325,457	46,494
1975	7	341,205	48,744
1976	7	330,620	47,231
1977	7	337,156	48,165
1978	8	380,258	47,532
1979	8	391,931	48,991
1980	8	424,106	53,013
1981	8	420,964	52,621
1982	4	208,890	52,223
1983	8	462,587	57,823
1984	8	447,288	55,911
1985	8	436,069	54,509
1986	8	414,937	51,867
1987	7	353,402	50,586
1988	8	396,044	49,506
1989	8	383,494	47,937
1990	8	434,769	54,346
1991	8	406,935	50,867
1992	8	427,782	53,410
1993	8	440,927	55,116
1994	8	461,272	57,659
1995	8	455,913	56,989
1996	8	466,944	58,368
1997	8	462,532	57,817
1998	8	464,619	58,077
1999	8	416,618	52,077
2000	8	440,428	55,053
2001	8	499,191	62,399
2002	8	490,274	61,284
2003	8	477,584	59,698
2004	8	507,385	63,423
2005	8	507,434	63,429
2006	8	499,461	62,433
2007	8	496,675	62,084
2008	8	503,125	62,890
2009	8	507,882	63,458
2010	8	504,669	63,084
2011	8	504,279	63,035
2012	8	489,135	61,141
2013	8	458,489	57,311
2014	8	497,811	62,226
2015	8	517,854	64,731
2016	8	514,503	64,313
2017	8	499,768	62,471
2018	8	507,651	63,456
2019	8	497,896	62,237
2020	8	15,877	5,292
2021	9	544,397	60,489

● Played four home games due to players' strike.

● Played seven home games due to players' strike.

● Inaugural season at Inaugural Season at Acrisure Stadium/Heinz Field.

● Team Record

● COVID-19 protocols permitted fans to three home games

## BREAKDOWN OF 2021 ATTENDANCE

The Steelers drew an average of 60,489 fans to each home game in 2021. It marked the 27th time in the last 28 seasons and the 21st consecutive season that the Steelers have averaged more than 55,000 fans at each home game (excludes 2020).

The Steelers continued to be one of the most popular road teams in 2021. Pittsburgh drew 559,519 fans on the road, an average of 69,940 fans per game.

## 2021 REGULAR-SEASON ATTENDANCE NUMBERS

Home	Road		
1. Las Vegas	63,707	Buffalo	69,787
2. Cincinnati	58,076	Green Bay	78,281
3. Denver	59,841	Cleveland	67,431
4. Seattle	60,821	L.A. Chargers	70,240
5. Chicago	60,788	Cincinnati	63,238
6. Detroit	58,716	Minnesota	66,718
7. Baltimore	59,303	Kansas City	73,371
8. Tennessee	59,521	Baltimore	70,453
9. Cleveland	63,624		

## TOP 10 HOME CROWDS IN STEELERS HISTORY

The Steelers set the single-game home attendance record (68,574) against the England Patriots in Week 15 of 2017.

The Steelers' overall attendance record at Three Rivers Stadium was 61,545 during the 1994 AFC Championship Game (Jan. 15, 1995) versus the San Diego Chargers. Pittsburgh's top regular-season attendance figure at Three Rivers was 60,808 on Dec. 18, 1994, versus the Cleveland Browns.

	Date	Opponent	Attendance
1.	Dec. 17, 2017	New England	68,574
2.	Nov. 13, 2016	Dallas	67,737
3.	Dec. 20, 2015	Denver	67,234
4.	Jan. 23, 2011	N.Y. Jets*	66,662
5.	Sept. 20, 2015	San Francisco	66,472
6.	Oct. 9, 2016	N.Y. Jets	66,385
7.	Dec. 25, 2016	Baltimore	66,276
8.	Oct. 8, 2017	Jacksonville	66,237
9.	Oct. 23, 2016	New England	66,009
10.	Dec. 16, 2018	New England	65,280

\* Playoff Game

89 Years with the Steelers

2021 Mike Tomlin			
W-9, L-7, T-1	Steelers	Opp.	
9/12 at Buffalo	23	16	[W]
9/19 Las Vegas	17	26	[L]
9/26 Cincinnati	10	24	[L]
10/3 at Green Bay	17	27	[L]
10/10 Denver	27	19	[W]
10/17 Seattle (OT)	23	20	[W]
10/24 Bye Week			
10/31 at Cleveland	15	10	[W]
11/8 Chicago	29	27	[W]
11/14 Detroit (OT)	16	16	[T]
11/21 at L.A. Chargers	37	41	[L]
11/28 at Cincinnati	10	41	[L]
12/5 Baltimore	20	19	[W]
12/9 at Minnesota	28	36	[L]
12/19 Tennessee	19	13	[W]
12/26 at Kansas City	10	36	[L]
1/3 Cleveland	26	14	[W]
1/9 at Baltimore (OT)	16	13	[W]

(H 6-2, A 3-5) **343 398**  
**AFC Playoff Game (Wild Card)**  
 1/16 at Kansas City 21 42 [L]

2020 Mike Tomlin			
W-12, L-4	Steelers	Opp.	
9/14 at N.Y. Giants	26	16	[W]
9/20 Denver	26	21	[W]
9/27 Houston	28	21	[W]
10/4 Bye Week			
10/11 Philadelphia	38	29	[W]
10/18 Cleveland	38	7	[W]
10/25 at Tennessee	27	24	[W]
11/1 at Baltimore	28	24	[W]
11/8 at Dallas	24	19	[W]
11/15 Cincinnati	36	10	[W]
11/22 at Jacksonville	27	3	[W]
12/2 Baltimore	19	14	[W]
12/7 Washington	17	23	[L]
12/13 at Buffalo	15	26	[L]
12/21 at Cincinnati	17	27	[L]
12/27 Indianapolis	28	24	[W]
1/3 at Cleveland	22	24	[L]

(H 7-1, A 5-3) **416 312**  
**AFC Playoff Game (Wild Card)**  
 1/10 Cleveland 37 48 [L]

2019 Mike Tomlin			
W-8, L-8	Steelers	Opp.	
9/8 at New England	3	33	[L]
9/15 Seattle	26	28	[L]
9/22 at San Francisco	20	24	[L]
9/30 Cincinnati	27	3	[W]
10/6 Baltimore (OT)	23	26	[L]
10/13 at L.A. Chargers	24	17	[W]
10/20 Bye Week			
10/28 Miami	27	14	[W]
11/3 Indianapolis	26	24	[W]
11/10 L.A. Rams	17	12	[W]
11/14 at Cleveland	7	21	[L]
11/24 at Cincinnati	16	10	[W]
12/1 Cleveland	20	13	[W]
12/8 at Arizona	23	17	[W]
12/15 Buffalo	10	17	[L]
12/22 at N.Y. Jets	10	16	[L]
12/29 at Baltimore	10	28	[L]

(H 5-3, A 3-5) **289 303**  
**2018 Mike Tomlin**

W-9, L-6, T-1	Steelers	Opp.	
9/9 at Cleveland (OT)	21	21	[T]
9/16 Kansas City	37	42	[L]
9/24 at Tampa Bay	30	27	[W]
9/30 Baltimore	14	26	[L]
10/7 Atlanta	41	17	[W]
10/14 at Cincinnati	28	21	[W]
10/28 Cleveland	33	18	[W]
10/21 Bye Week			
11/4 at Baltimore	23	16	[W]
11/8 Carolina	52	21	[W]
11/18 at Jacksonville	20	16	[W]
11/25 at Denver	17	24	[L]
12/2 Los Angeles	30	33	[L]
12/9 at Oakland	21	24	[L]
12/16 New England	17	10	[W]
12/23 at New Orleans	28	31	[L]
12/30 Cincinnati	16	13	[W]

(H 5-3, A 4-3-1) **428 360**  
**2017 Mike Tomlin**

W-13, L-3	Steelers	Opp.	
9/10 at Cleveland	21	18	[W]
9/17 Minnesota	26	9	[W]
9/24 at Chicago (OT)	17	23	[L]
10/1 at Baltimore	26	9	[W]
10/8 Jacksonville	9	30	[L]
10/15 at Kansas City	19	13	[W]
10/22 Cincinnati	29	14	[W]
10/29 at Detroit	20	15	[W]
11/5 Bye Week			
11/12 at Indianapolis	20	17	[W]
11/16 Tennessee	40	17	[W]
11/26 Green Bay	31	28	[W]
12/4 at Cincinnati	23	20	[W]
12/10 Baltimore	39	38	[W]
12/17 New England	24	27	[L]
12/25 at Houston	34	6	[W]
12/31 Cleveland	28	24	[W]

(H 6-2, A 7-1) **399 327**  
**AFC Playoff Game (Divisional)**  
 1/14 Jacksonville 42 45 [W]

2016 Mike Tomlin			
W-11, L-5	Steelers	Opp.	
9/12 at Washington	38	16	[W]
9/18 Cincinnati	24	16	[W]
9/25 at Philadelphia	3	34	[L]
10/2 Kansas City	43	14	[W]
10/9 N.Y. Jets	31	13	[W]
10/16 at Miami	15	30	[L]
10/23 New England	16	27	[L]
10/30 Bye Week			
11/6 at Baltimore	14	21	[L]
11/13 Dallas	30	35	[L]
11/20 at Cleveland	24	9	[W]
11/24 at Indianapolis	28	7	[W]
12/4 N.Y. Giants	24	14	[W]
12/11 at Buffalo***	27	20	[W]
12/18 at Cincinnati	24	20	[W]
12/25 Baltimore	31	27	[W]
1/1 Cleveland (OT)	27	24	[W]

(H 6-2, A 5-3) **399 327**  
 \*\*\*Tomlin's 100th win  
**AFC Playoff Game (Wild Card)**  
 1/8 Miami 30 12 [W]

**AFC Playoff Game (Divisional)**  
 1/15 at Kansas City 18 16 [W]  
**AFC Championship Game**  
 1/22 at New England 17 36 [L]

2015 Mike Tomlin			
W-10, L-6	Steelers	Opp.	
9/10 at New England	21	28	[L]
9/20 San Francisco	43	18	[W]
9/27 at St. Louis	12	6	[W]
10/1 Baltimore (OT)	20	23	[L]
10/12 at San Diego	24	20	[W]
10/18 Arizona	25	13	[W]
10/25 at Kansas City	13	23	[L]
11/1 Cincinnati	10	16	[L]
11/8 Oakland	38	35	[W]
11/15 Cleveland	30	9	[W]
11/22 Bye Week			
11/29 at Seattle	30	39	[L]
12/6 Indianapolis	45	10	[W]
12/13 at Cincinnati	33	20	[W]
12/20 Denver	34	27	[W]
12/27 at Baltimore	17	20	[L]
1/3 at Cleveland	28	12	[W]

(H 6-2, A 4-4) **423 319**  
**AFC Playoff Game (Wild Card)**  
 1/9 at Cincinnati 18 16 [W]  
**AFC Playoff Game (Divisional)**  
 1/17 at Denver 16 23 [L]



89 Years with the Steelers

**2014 Mike Tomlin**

W- 11, L- 5	Steelers	Opp.
9/7 Cleveland	30	27 [W]
9/11 at Baltimore	6	26 [L]
9/21 at Carolina	37	19 [W]
9/28 Tampa Bay	24	27 [L]
10/5 at Jacksonville	17	9 [W]
10/12 at Cleveland	10	31 [L]
10/20 Houston	30	23 [W]
10/26 Indianapolis	51	34 [W]
11/2 Baltimore	43	23 [W]
11/9 at N.Y. Jets	13	20 [L]
11/17 at Tennessee	27	24 [W]
11/23 Bye Week		
11/30 New Orleans	32	35 [L]
12/7 at Cincinnati	42	21 [W]
12/14 at Atlanta	27	20 [W]
12/21 Kansas City	20	12 [W]
12/28 Cincinnati	27	17 [W]
<b>(H 5-3, A 3-5)</b>	<b>436</b>	<b>368</b>
<i>AFC Playoff Game (Wild Card)</i>		
1/3 Baltimore	17	30 [L]

**2013 Mike Tomlin**

W- 8, L- 8	Steelers	Opp.
9/8 Tennessee	9	16 [L]
9/16 at Cincinnati	10	20 [L]
9/22 Chicago	23	40 [L]
9/29 at Minnesota (London)	27	34 [L]
10/6 Bye Week		
10/13 at N.Y. Jets	19	6 [W]
10/20 Baltimore	19	16 [W]
10/27 at Oakland	18	21 [L]
11/3 at New England	31	55 [L]
11/10 Buffalo	23	10 [W]
11/17 Detroit	37	27 [W]
11/24 at Cleveland	27	11 [W]
11/28 at Baltimore	20	22 [L]
12/8 Miami	28	34 [L]
12/15 Cincinnati	30	20 [W]
12/22 at Green Bay	38	31 [W]
12/29 Cleveland	20	7 [W]
<b>(H 5-3, A 3-5)</b>	<b>379</b>	<b>370</b>

**2012 Mike Tomlin**

W- 8, L- 8	Steelers	Opp.
9/9 at Denver	19	31 [L]
9/16 N.Y. Jets	27	10 [W]
9/23 at Oakland	31	34 [L]
9/30 Bye Week		
10/7 Philadelphia	16	14 [W]
10/11 at Tennessee	23	26 [L]
10/21 at Cincinnati	24	17 [W]
10/28 Washington	27	12 [W]
11/4 at N.Y. Giants	24	20 [W]
11/12 Kansas City (OT)	16	13 [W]
11/18 Baltimore	10	13 [L]
11/25 at Cleveland	14	20 [L]
12/2 at Baltimore	23	20 [W]
12/9 San Diego	24	34 [L]
12/16 at Dallas (OT)	24	27 [L]
12/23 Cincinnati	10	13 [L]
12/30 Cleveland	24	10 [W]
<b>(H 5-3, A 3-5)</b>	<b>336</b>	<b>314</b>

**2011 Mike Tomlin**

W- 12, L- 4	Steelers	Opp.
9/11 at Baltimore	7	35 [L]
9/18 Seattle	24	0 [W]
9/25 at Indianapolis	23	20 [W]
10/2 at Houston	10	17 [L]
10/9 Tennessee	38	17 [W]
10/16 Jacksonville	17	13 [W]
10/23 at Arizona	32	20 [W]
10/30 New England	25	17 [W]
11/6 Baltimore	20	23 [L]
11/13 at Cincinnati	24	17 [W]
11/20 Bye Week		
11/27 at Kansas City	13	9 [W]
12/4 Cincinnati	35	7 [W]
12/8 Cleveland	14	3 [W]
12/19 at San Francisco	3	20 [L]
12/24 St. Louis	27	0 [W]
1/1 at Cleveland	13	9 [W]
<b>(H 7-1, A 5-3)</b>	<b>325</b>	<b>227</b>

*AFC Playoff Game (Wild Card)*

1/8 at Denver (OT)	23	29 [L]
--------------------	----	--------

**2010 Mike Tomlin**

W- 12, L- 4	Steelers	Opp.
9/12 Atlanta (OT)	15	9 [W]
9/19 at Tennessee	19	11 [W]
9/26 at Tampa Bay	38	13 [W]
10/3 Baltimore	14	17 [L]
10/10 Bye Week		
10/17 Cleveland	28	10 [W]
10/24 at Miami	23	22 [W]
10/31 at New Orleans	10	20 [L]
11/8 at Cincinnati	27	21 [W]
11/14 New England	26	39 [L]
11/21 Oakland	35	3 [W]
11/28 at Buffalo (OT)	19	16 [W]
12/5 at Baltimore	13	10 [W]
12/12 Cincinnati	23	7 [W]
12/19 N.Y. Jets	17	22 [L]
12/23 Carolina	27	3 [W]
1/2 at Cleveland	41	9 [W]
<b>(H 5-3, A 7-1)</b>	<b>375</b>	<b>232</b>

*AFC Playoff Game (Divisional)*

1/15 Baltimore	31	24 [W]
----------------	----	--------

*AFC Championship Game*

1/23 N.Y. Jets	24	19 [W]
----------------	----	--------

*Super Bowl XLV (North Texas)*

2/6 Green Bay	25	31 [L]
---------------	----	--------

**2009 Mike Tomlin**

W- 9, L- 7	Steelers	Opp.
9/10 Tennessee (OT)	13	10 [W]
9/20 at Chicago	14	17 [L]
9/27 at Cincinnati	20	23 [L]
10/4 San Diego	38	28 [W]
10/11 at Detroit	28	20 [W]
10/18 Cleveland	27	14 [W]
10/25 Minnesota	27	17 [W]
11/1 Bye Week		
11/9 at Denver	28	10 [W]
11/15 Cincinnati	12	18 [L]
11/22 at Kansas City (OT)	24	27 [L]
11/29 at Baltimore (OT)	17	20 [L]
12/6 Oakland	24	27 [L]
12/10 at Cleveland	6	13 [L]
12/20 Green Bay	37	36 [W]
12/27 Baltimore	23	20 [W]
1/3 at Miami	30	24 [W]
<b>(H 6-2, A 3-5)</b>	<b>368</b>	<b>324</b>

**2008 Mike Tomlin**

W- 12, L- 4	Steelers	Opp.
9/7 Houston	38	17 [W]
9/14 at Cleveland	10	6 [W]
9/21 at Philadelphia	6	15 [L]
9/29 Baltimore (OT)	23	20 [W]
10/5 at Jacksonville	26	21 [W]
10/12 Bye Week		
10/19 at Cincinnati	38	10 [W]
10/26 N.Y. Giants	14	21 [L]
11/3 at Washington	23	6 [W]
11/9 Indianapolis	20	24 [L]
11/16 San Diego	11	10 [W]
11/20 Cincinnati	27	10 [W]
11/30 at New England	33	10 [W]
12/7 Dallas	20	13 [W]
12/14 at Baltimore	13	9 [W]
12/21 at Tennessee	14	31 [L]
12/28 Cleveland	31	0 [W]
<b>(H 6-2, A 6-2)</b>	<b>347</b>	<b>223</b>

*AFC Playoff Game (Divisional)*

1/11 San Diego	35	24 [W]
----------------	----	--------

*AFC Championship Game*

1/18 Baltimore	23	14 [W]
----------------	----	--------

*Super Bowl XLIII (Tampa Bay)*

2/1 Arizona	27	23 [W]
-------------	----	--------

**2007 Mike Tomlin**

W- 10, L- 6	Steelers	Opp.
9/9 at Cleveland	34	7 [W]
9/16 Buffalo	26	3 [W]
9/23 San Francisco	37	16 [W]
9/30 at Arizona	14	21 [L]
10/7 Seattle	21	0 [W]
10/14 Bye Week		
10/21 at Denver	28	31 [L]
10/28 at Cincinnati	24	13 [W]
11/5 Baltimore	38	7 [W]
11/11 Cleveland	31	28 [W]
11/18 at N.Y. Jets (OT)	16	19 [L]
11/26 Miami	3	0 [W]
12/2 Cincinnati	24	10 [W]
12/9 at New England	13	34 [L]
12/16 Jacksonville	22	29 [L]
12/20 at St. Louis	41	24 [W]
12/30 at Baltimore	21	27 [L]
<b>(H 7-1, A 3-5)</b>	<b>393</b>	<b>269</b>

*AFC Playoff Game (Wild Card)*

1/5 Jacksonville	29	31 [L]
------------------	----	--------

**2006 Bill Cowher**

W- 8, L- 8	Steelers	Opp.
9/7 Miami	28	17 [W]
9/18 at Jacksonville	0	9 [L]
9/24 Cincinnati	20	28 [L]
10/1 Bye Week		
10/8 at San Diego	13	23 [L]
10/15 Kansas City	45	7 [W]
10/22 at Atlanta (OT)	38	41 [L]
10/29 at Oakland	13	20 [L]
11/5 Denver	20	31 [L]
11/12 New Orleans	38	31 [W]
11/19 at Cleveland	24	20 [W]
11/26 at Baltimore	0	27 [L]
12/3 Tampa Bay	20	3 [W]
12/7 Cleveland	27	7 [W]
12/17 at Carolina	37	3 [W]
12/24 Baltimore	7	31 [L]
12/31 at Cincinnati (OT)	23	17 [W]
<b>(H 5-3, A 3-5)</b>	<b>353</b>	<b>315</b>



89 Years with the Steelers

2005 Bill Cowher			
W-11, L-5	Steelers	Opp.	
9/11 Tennessee	34	7	[W]
9/18 at Houston	27	7	[W]
9/25 New England	20	23	[L]
10/2 Bye Week			
10/10 at San Diego	24	22	[W]
10/16 Jacksonville (OT)	17	23	[L]
10/23 at Cincinnati	27	13	[W]
10/31 Baltimore	20	19	[W]
11/6 at Green Bay	20	10	[W]
11/13 Cleveland	34	21	[W]
11/20 at Baltimore (OT)	13	16	[L]
11/28 at Indianapolis	7	26	[L]
12/4 Cincinnati	31	38	[L]
12/11 Chicago	21	9	[W]
12/18 at Minnesota	18	3	[W]
12/24 at Cleveland	41	0	[W]
1/1 Detroit	35	21	[W]
<b>(H 5-3, A 6-2)</b>	<b>389</b>	<b>258</b>	
<i>AFC Playoff Game (Wild Card)</i>			
1/8 at Cincinnati	31	17	[W]
<i>AFC Playoff Game (Divisional)</i>			
1/15 at Indianapolis	21	18	[W]
<i>AFC Championship Game</i>			
1/22 at Denver	34	17	[W]
<i>Super Bowl XL (Detroit)</i>			
2/5 Seattle	21	10	[W]

2004 Bill Cowher			
W-15, L-1	Steelers	Opp.	
9/12 Oakland	24	21	[W]
9/19 at Baltimore	13	30	[L]
9/26 at Miami	13	3	[W]
10/3 Cincinnati	28	17	[W]
10/10 Cleveland	34	23	[W]
10/17 at Dallas	24	20	[W]
10/24 Bye Week			
10/31 New England	34	20	[W]
11/7 Philadelphia	27	3	[W]
11/14 at Cleveland	24	10	[W]
11/21 at Cincinnati	19	14	[W]
11/28 Washington	16	7	[W]
12/5 at Jacksonville	17	16	[W]
12/12 N.Y. Jets	17	6	[W]
12/18 at N.Y. Giants	33	30	[W]
12/26 Baltimore	20	7	[W]
1/2 at Buffalo	29	24	[W]
<b>(H 8-0, A 7-1)</b>	<b>372</b>	<b>251</b>	
<i>AFC Playoff Game (Divisional)</i>			
1/15 N.Y. Jets (OT)	20	17	[W]
<i>AFC Championship Game</i>			
1/23 New England	27	41	[L]

2003 Bill Cowher			
W-6, L-10	Steelers	Opp.	
9/7 Baltimore	34	15	[W]
9/14 at Kansas City	20	41	[L]
9/21 at Cincinnati	17	10	[W]
9/28 Tennessee	13	30	[L]
10/5 Cleveland	13	33	[L]
10/12 at Denver	14	17	[L]
10/19 Bye Week			
10/26 St. Louis***	21	33	[L]
11/2 at Seattle	16	23	[L]
11/9 Arizona	28	15	[W]
11/17 at San Francisco	14	30	[L]
11/23 at Cleveland	13	6	[W]
11/30 Cincinnati	20	24	[L]
12/7 Oakland	27	7	[W]
12/14 at N.Y. Jets	0	6	[L]
12/21 San Diego	40	24	[W]
12/28 at Baltimore (OT)	10	13	[L]
<b>(H 4-4, A 2-6)</b>	<b>300</b>	<b>327</b>	

\*\*\*1,000th game in Steelers history

2002 Bill Cowher			
W-10, L-5, T-1	Steelers	Opp.	
9/9 at New England	14	30	[L]
9/15 Oakland	17	30	[L]
9/22 Bye Week			
9/29 Cleveland (OT)***	16	13	[W]
10/6 at New Orleans	29	32	[L]
10/13 at Cincinnati	34	7	[W]
10/21 Indianapolis	28	10	[W]
10/27 at Baltimore	31	18	[W]
11/3 at Cleveland	23	20	[W]
11/10 Atlanta (OT)	34	34	[T]
11/17 at Tennessee	23	31	[L]
11/24 Cincinnati	29	21	[W]
12/1 at Jacksonville	25	23	[W]
12/8 Houston	6	24	[L]
12/15 Carolina	30	14	[W]
12/23 at Tampa Bay	17	7	[W]
12/29 Baltimore	34	31	[W]
<b>(H 5-2-1, A 5-3)</b>	<b>390</b>	<b>345</b>	
<i>AFC Playoff Game (Wild Card)</i>			
1/5 Cleveland	36	33	[W]
<i>AFC Playoff Game (Divisional)</i>			
1/11 at Tennessee (OT)	31	34	[L]

\*\*\*Cowher's 100th win

2001 Bill Cowher			
W-13, L-3	Steelers	Opp.	
9/9 at Jacksonville	3	21	[L]
9/23 Bye Week			
9/30 at Buffalo	20	3	[W]
10/7 Cincinnati	16	7	[W]
10/14 at Kansas City	20	17	[W]
10/21 at Tampa Bay	17	10	[W]
10/29 Tennessee	34	7	[W]
11/4 Baltimore	10	13	[L]
11/11 at Cleveland (OT)	15	12	[W]
11/18 Jacksonville	20	7	[W]
11/25 at Tennessee	34	24	[W]
12/2 Minnesota	21	16	[W]
12/9 N.Y. Jets	18	7	[W]
12/16 at Baltimore	26	21	[W]
12/23 Detroit	47	14	[W]
12/30 at Cincinnati (OT)	23	26	[L]
1/6 Cleveland	28	7	[W]
<b>(H 7-1, A 6-2)</b>	<b>352</b>	<b>212</b>	
<i>AFC Playoff Game (Divisional)</i>			
1/20 Baltimore	27	10	[W]
<i>AFC Championship Game</i>			
1/27 New England	17	24	[L]

● Originally Scheduled 9/16

2000 Bill Cowher			
W-9, L-7	Steelers	Opp.	
9/3 Baltimore	0	16	[L]
9/10 Bye Week			
9/17 at Cleveland	20	23	[L]
9/24 Tennessee	20	23	[L]
10/1 at Jacksonville	24	13	[W]
10/8 at N.Y. Jets	20	3	[W]
10/15 Cincinnati	15	0	[W]
10/22 Cleveland	22	0	[W]
10/29 at Baltimore	9	6	[W]
11/5 at Tennessee	7	9	[L]
11/12 Philadelphia (OT)	23	26	[L]
11/19 Jacksonville	24	34	[L]
11/26 at Cincinnati	48	28	[W]
12/3 Oakland	21	20	[W]
12/10 at N.Y. Giants	10	30	[L]
12/16 Washington	24	3	[W]
12/24 at San Diego	34	21	[W]
<b>(H 4-4, A 5-3)</b>	<b>321</b>	<b>255</b>	

1999 Bill Cowher			
W-6, L-10	Steelers	Opp.	
9/12 at Cleveland	43	0	[W]
9/19 at Baltimore	23	20	[W]
9/26 Seattle	10	29	[L]
10/3 Jacksonville	3	17	[L]
10/10 at Buffalo	21	24	[L]
10/17 at Cincinnati	17	3	[W]
10/25 Atlanta	13	9	[W]
10/31 Bye Week			
11/7 at San Francisco	27	6	[W]
11/14 Cleveland	15	16	[L]
11/21 at Tennessee	10	16	[L]
11/28 Cincinnati	20	27	[L]
12/2 at Jacksonville	6	20	[L]
12/12 Baltimore	24	31	[L]
12/18 at Kansas City	19	35	[L]
12/26 Carolina	30	20	[W]
1/2 Tennessee	36	47	[L]
<b>(H 2-6, A 4-4)</b>	<b>317</b>	<b>320</b>	

1998 Bill Cowher			
W-7, L-9	Steelers	Opp.	
9/6 at Baltimore	20	13	[W]
9/13 Chicago	17	12	[W]
9/20 at Miami	0	21	[L]
9/27 Seattle	13	10	[W]
10/4 Bye Week			
10/11 at Cincinnati	20	25	[L]
10/18 Baltimore	16	6	[W]
10/26 at Kansas City	20	13	[W]
11/1 Tennessee	31	41	[L]
11/9 Green Bay	27	20	[W]
11/15 at Tennessee	14	23	[L]
11/22 Jacksonville	30	15	[W]
11/26 at Detroit (OT)	16	19	[L]
12/6 New England	9	23	[L]
12/13 at Tampa Bay	3	16	[L]
12/20 Cincinnati	24	25	[L]
12/28 at Jacksonville	3	21	[L]
<b>(H 5-3, A 2-6)</b>	<b>263</b>	<b>303</b>	

1997 Bill Cowher			
W-11, L-5	Steelers	Opp.	
8/31 Dallas	7	37	[L]
9/7 Washington	14	13	[W]
9/14 AFC Central Bye Week			
9/22 at Jacksonville	21	30	[L]
9/28 Tennessee	37	24	[W]
10/5 at Baltimore	42	34	[W]
10/12 Indianapolis	24	22	[W]
10/19 at Cincinnati	26	10	[W]
10/26 Jacksonville (OT)	23	17	[W]
11/3 at Kansas City	10	13	[L]
11/9 Baltimore	37	0	[W]
11/16 Cincinnati	20	3	[W]
11/23 at Philadelphia	20	23	[L]
11/30 at Arizona (OT)	26	20	[W]
12/7 Denver	35	24	[W]
12/13 at New England (OT)	24	21	[W]
12/21 at Tennessee	6	16	[L]
<b>(H 7-1, A 4-4)</b>	<b>372</b>	<b>307</b>	
<i>AFC Playoff Game (Divisional)</i>			
1/3 New England	7	6	[W]
<i>AFC Championship Game</i>			
1/11 Denver	21	24	[L]



89 Years with the Steelers

<b>1996 Bill Cowher</b>			
W-10, L-6	Steelers	Opp.	
9/1 at Jacksonville	9	24	[L]
9/8 Baltimore	31	17	[W]
9/16 Buffalo	24	6	[W]
9/22 AFC Central Bye Week			
9/29 Houston	30	16	[W]
10/7 at Kansas City	17	7	[W]
10/13 Cincinnati	20	10	[W]
10/20 at Houston	13	23	[L]
10/27 at Atlanta	20	17	[W]
11/3 St. Louis	42	6	[W]
11/10 at Cincinnati	24	34	[L]
11/17 Jacksonville	28	3	[W]
11/25 at Miami	24	17	[W]
12/1 at Baltimore	17	31	[L]
12/8 San Diego	16	3	[W]
12/15 San Francisco	15	25	[L]
12/22 at Carolina	14	18	[L]
<b>(H 7-1, A 3-5)</b>	<b>344</b>	<b>257</b>	

**AFC Playoff Game (Wild Card)**  
12/29 Indianapolis 42 14 [W]

**AFC Playoff Game (Divisional)**  
1/5 at New England 3 28 [L]

<b>1995 Bill Cowher</b>			
W-11, L-5	Steelers	Opp.	
9/3 Detroit	23	20	[W]
9/10 at Houston	34	17	[W]
9/18 at Miami	10	23	[L]
9/24 Minnesota	24	44	[L]
10/1 San Diego	31	16	[W]
10/8 at Jacksonville	16	20	[L]
10/15 AFC Central Bye Week			
10/19 Cincinnati	9	27	[L]
10/29 Jacksonville	24	7	[W]
11/5 at Chicago (OT)	37	34	[W]
11/13 Cleveland	20	3	[W]
11/19 at Cincinnati	49	31	[W]
11/26 at Cleveland	20	17	[W]
12/3 Houston	21	7	[W]
12/10 at Oakland	29	10	[W]
12/16 New England	41	27	[W]
12/24 at Green Bay	19	24	[L]
<b>(H 6-2, A 5-3)</b>	<b>407</b>	<b>327</b>	

**AFC Playoff Game (Divisional)**  
1/6 Buffalo 40 21 [W]

**AFC Championship Game**  
1/14 Indianapolis 20 16 [W]

**Super Bowl XXX (Phoenix, Arz.)**  
1/28 Dallas 17 27 [L]

<b>1994 Bill Cowher</b>			
W-12, L-4	Steelers	Opp.	
9/4 Dallas	9	26	[L]
9/11 at Cleveland	17	10	[W]
9/18 Indianapolis	31	21	[W]
9/25 at Seattle	13	30	[L]
10/3 Houston	30	14	[W]
10/4 AFC Central Bye Week			
10/16 Cincinnati	14	10	[W]
10/23 at N.Y. Giants	10	6	[W]
10/30 at Arizona (OT)	17	20	[L]
11/6 at Houston (OT)	12	9	[W]
11/14 Buffalo	23	10	[W]
11/20 Miami (OT)	16	13	[W]
11/27 at L.A. Raiders	21	3	[W]
12/4 at Cincinnati	38	15	[W]
12/11 Philadelphia	14	3	[W]
12/18 Cleveland	17	7	[W]
12/24 at San Diego	34	37	[L]
<b>(H 7-1, A 5-3)</b>	<b>316</b>	<b>234</b>	

**AFC Playoff Game (Divisional)**  
1/7 Cleveland 29 9 [W]

**AFC Championship Game**  
1/15 San Diego 13 17 [L]

<b>1993 Bill Cowher</b>			
W-9, L-7	Steelers	Opp.	
9/5 San Francisco	13	24	[L]
9/12 at L.A. Rams	0	27	[L]
9/19 Cincinnati	34	7	[W]
9/27 at Atlanta	45	17	[W]
10/3 AFC Central Bye Week			
10/10 San Diego	16	3	[W]
10/17 New Orleans	37	14	[W]
10/24 at Cleveland	23	28	[L]
10/31 AFC Central Bye Week			
11/7 at Cincinnati	24	16	[W]
11/15 Buffalo	23	0	[W]
11/21 at Denver	13	37	[L]
11/28 at Houston	3	23	[L]
12/5 New England	17	14	[W]
12/13 at Miami	21	20	[W]
12/19 Houston	17	26	[L]
12/26 at Seattle	6	16	[L]
1/2 Cleveland	16	9	[W]
<b>(H 6-2, A 3-5)</b>	<b>308</b>	<b>281</b>	

**AFC Playoff Game (Wild Card)**  
1/8 at Kansas City (OT) 24 27 [L]

<b>1992 Bill Cowher</b>			
W-11, L-5	Steelers	Opp.	
9/6 at Houston	29	24	[W]
9/13 N.Y. Jets	27	10	[W]
9/20 at San Diego	23	6	[W]
9/27 at Green Bay	3	17	[L]
10/4 AFC Central Bye Week			
10/11 at Cleveland	9	17	[L]
10/19 Cincinnati	20	0	[W]
10/25 at Kansas City	27	3	[W]
11/1 Houston	21	20	[W]
11/8 at Buffalo	20	28	[L]
11/15 Detroit	17	14	[W]
11/22 Indianapolis	30	14	[W]
11/29 at Cincinnati	21	9	[W]
12/6 Seattle	20	14	[W]
12/13 at Chicago	6	30	[L]
12/20 Minnesota	3	6	[L]
12/27 Cleveland	23	13	[W]
<b>(H 7-1, A 4-4)</b>	<b>299</b>	<b>225</b>	

**AFC Playoff Game (Divisional)**  
1/9 Buffalo 3 24 [L]

<b>1991 Chuck Noll</b>			
W-7, L-9	Steelers	Opp.	
9/1 San Diego	26	20	[W]
9/8 at Buffalo	34	52	[L]
9/15 New England	20	6	[W]
9/22 at Philadelphia	14	23	[L]
9/29 AFC Central Bye Week			
10/6 at Indianapolis	21	3	[W]
10/14 N.Y. Giants	20	23	[L]
10/20 Seattle	7	27	[L]
10/27 at Cleveland	14	17	[L]
11/3 at Denver	13	20	[L]
11/10 at Cincinnati (OT)	33	27	[W]
11/17 Washington	14	41	[L]
11/24 Houston	26	14	[W]
11/28 at Dallas	10	20	[L]
12/8 at Houston	6	31	[L]
12/15 Cincinnati	17	10	[W]
12/22 Cleveland	17	10	[W]
<b>(H 5-3, A 2-6)</b>	<b>292</b>	<b>344</b>	

<b>1990 Chuck Noll</b>			
W-9, L-7	Steelers	Opp.	
9/9 at Cleveland	3	13	[L]
9/16 Houston	20	9	[W]
9/23 at L.A. Raiders	3	20	[L]
9/30 Miami	6	28	[L]
10/7 San Diego	36	14	[W]
10/14 at Denver	34	17	[W]
10/21 at San Francisco	7	27	[L]
10/29 L.A. Rams	41	10	[W]
11/4 Atlanta	21	9	[W]
11/11 AFC Central Bye Week			
11/18 at Cincinnati	3	27	[L]
11/25 at N.Y. Jets	24	7	[W]
12/2 Cincinnati	12	16	[L]
12/9 New England***	24	3	[W]
12/16 at New Orleans	9	6	[W]
12/23 Cleveland	35	0	[W]
12/30 at Houston	14	34	[L]
<b>(H 6-2, A 3-5)</b>	<b>292</b>	<b>240</b>	

\*\*\*Noll's 200th win

<b>1989 Chuck Noll</b>			
W-9, L-7	Steelers	Opp.	
9/10 Cleveland	0	51	[L]
9/17 at Cincinnati	10	41	[L]
9/24 Minnesota	27	14	[W]
10/1 at Detroit	23	3	[W]
10/8 Cincinnati	16	26	[L]
10/15 at Cleveland	17	7	[W]
10/22 at Houston	0	27	[L]
10/29 Kansas City	23	17	[W]
11/5 at Denver	7	34	[L]
11/12 Chicago	0	20	[L]
11/19 San Diego	20	17	[W]
11/26 at Miami	34	14	[W]
12/3 Houston	16	23	[L]
12/10 at N.Y. Jets	13	0	[W]
12/17 New England	28	10	[W]
12/24 at Tampa Bay	31	22	[W]
<b>(H 4-4, A 5-3)</b>	<b>265</b>	<b>326</b>	

**AFC Playoff Game (Wild Card)**  
12/31 at Houston (OT) 26 23 [W]

**AFC Playoff Game (Divisional)**  
1/7 at Denver 23 24 [L]

89 Years with the Steelers

1988 Chuck Noll			
W-5, L-11	Steelers	Opp.	
9/4	Dallas	24	21 [W]
9/11	at Washington	29	30 [L]
9/18	Cincinnati	12	17 [L]
9/25	at Buffalo	28	36 [L]
10/2	Cleveland	9	23 [L]
10/9	at Phoenix	14	31 [L]
10/16	Houston	14	34 [L]
10/23	Denver	39	21 [W]
10/30	at N.Y. Jets	20	24 [L]
11/6	at Cincinnati	7	42 [L]
11/13	Philadelphia	26	27 [L]
11/20	at Cleveland	7	27 [L]
11/27	Kansas City	16	10 [W]
12/4	at Houston	37	34 [W]
12/11	at San Diego	14	20 [L]
12/18	Miami	40	24 [W]
<b>(H 4-4, A 1-7)</b>		<b>336</b>	<b>421</b>

1987 Chuck Noll			
W-8, L-7	Steelers	Opp.	
9/13	San Francisco	30	17 [W]
9/20	at Cleveland	10	34 [L]
9/27	N.Y. Jets(Cancelled) - Strike		
10/4	at Atlanta	28	12 [W]
10/11	at L.A. Rams	21	31 [L]
10/18	Indianapolis	21	7 [W]
10/25	Cincinnati	23	20 [W]
11/1	at Miami	24	35 [L]
11/8	at Kansas City	17	16 [W]
11/15	Houston	3	23 [L]
11/22	at Cincinnati	30	16 [W]
11/29	New Orleans	16	20 [L]
12/6	Seattle	13	9 [W]
12/13	at San Diego	20	16 [W]
12/20	at Houston	16	24 [L]
12/26	Cleveland	13	19 [L]
<b>(H 4-3, A 4-4)</b>		<b>285</b>	<b>299</b>

1986 Chuck Noll			
W-6, L-10	Steelers	Opp.	
9/7	at Seattle	0	30 [L]
9/15	Denver	10	21 [L]
9/21	at Minnesota	7	31 [L]
9/28	at Houston (OT)	22	16 [W]
10/5	Cleveland	24	27 [L]
10/13	at Cincinnati	22	24 [L]
10/19	New England	0	34 [L]
10/26	Cincinnati	30	9 [W]
11/2	Green Bay	27	3 [W]
11/9	at Buffalo	12	16 [L]
11/16	Houston	21	10 [W]
11/23	at Cleveland (OT)	31	37 [L]
11/30	at Chicago (OT)	10	13 [L]
12/7	Detroit	27	17 [W]
12/13	at N.Y. Jets	45	24 [W]
12/21	Kansas City	19	24 [L]
<b>(H 4-4, A 2-6)</b>		<b>307</b>	<b>336</b>

1985 Chuck Noll			
W-7, L-9	Steelers	Opp.	
9/8	Indianapolis	45	3 [W]
9/16	at Cleveland	7	17 [L]
9/22	Houston	20	0 [W]
9/30	Cincinnati	24	37 [L]
10/6	at Miami	20	24 [L]
10/13	at Dallas	13	27 [L]
10/20	St. Louis	23	10 [W]
10/27	at Cincinnati	21	26 [L]
11/3	Cleveland	10	9 [W]
11/10	at Kansas City	36	28 [W]
11/17	at Houston	30	7 [W]
11/24	Washington	23	30 [L]
12/1	Denver	23	31 [L]
12/8	at San Diego	44	54 [L]
12/15	Buffalo	30	24 [W]
12/21	at N.Y. Giants	10	28 [L]
<b>(H 5-3, A 2-6)</b>		<b>379</b>	<b>355</b>

1984 Chuck Noll			
W-9, L-7	Steelers	Opp.	
9/2	Kansas City	27	37 [L]
9/6	at N.Y. Jets	23	17 [W]
9/16	L.A. Rams	24	14 [W]
9/23	at Cleveland	10	20 [L]
10/1	Cincinnati**	38	17 [W]
10/7	Miami	7	31 [L]
10/14	at San Francisco	20	17 [W]
10/21	at Indianapolis	16	17 [L]
10/28	Atlanta	35	10 [W]
11/4	Houston	35	7 [W]
11/11	at Cincinnati	20	22 [L]
11/19	at New Orleans	24	27 [L]
11/25	San Diego	52	24 [W]
12/2	at Houston (OT)	20	23 [L]
12/9	Cleveland	23	20 [W]
12/16	at L.A. Raiders	13	7 [W]
<b>(H 6-2, A 3-5)</b>		<b>387</b>	<b>310</b>

\*\*Noll's 150th win  
**AFC Playoff Game (Divisional)**  
 12/30 at Denver 24 17 [W]  
**AFC Championship Game**  
 1/6 at Miami 28 45 [L]

1983 Chuck Noll			
W-10, L-6	Steelers	Opp.	
9/4	Denver	10	14 [L]
9/11	at Green Bay	25	21 [W]
9/18	at Houston	40	28 [W]
9/25	New England	23	28 [L]
10/2	Houston	17	10 [W]
10/10	at Cincinnati	24	14 [W]
10/16	Cleveland	44	17 [W]
10/23	at Seattle	27	21 [W]
10/30	Tampa Bay	17	12 [W]
11/6	San Diego	26	3 [W]
11/13	at Baltimore	24	13 [W]
11/20	Minnesota	14	17 [L]
11/24	at Detroit	3	45 [L]
12/4	Cincinnati	10	23 [L]
12/10	at N.Y. Jets	34	7 [W]
12/18	at Cleveland	17	30 [L]
<b>(H 4-4, A 6-2)</b>		<b>355</b>	<b>303</b>

**AFC Playoff Game (Divisional)**  
 1/1 at L.A. Raiders 10 38 [L]

1982 Chuck Noll			
W-6, L-3	Steelers	Opp.	
9/13	at Dallas	36	28 [W]
9/19	Cincinnati (OT)	26	20 [W]
9/26	N.Y. Giants(Cancelled) - Strike		
10/3	at Denver(Cancelled) - Strike		
10/11	Philadelphia(Cancelled) - Strike		
10/17	at Washington(Cancelled) - Strike		
10/24	Cleveland(Postponed) - Strike		
10/31	at Cincinnati(Cancelled) - Strike		
11/7	Houston(Cancelled) - Strike		
11/14	N.Y. Jets(Cancelled) - Strike		
11/21	at Houston	24	10 [W]
11/28	at Seattle	0	16 [L]
12/5	Kansas City	35	14 [W]
12/12	at Buffalo	0	13 [L]
12/19	at Cleveland	9	10 [L]
12/26	New England	37	14 [W]
1/2	Cleveland	37	21 [W]
<b>(H 4-0, A 2-3)</b>		<b>204</b>	<b>146</b>

**AFC Tournament**  
 1/9 San Diego 28 31 [L]

1981 Chuck Noll			
W-8, L-8	Steelers	Opp.	
9/6	Kansas City	33	37 [L]
9/10	at Miami	10	30 [L]
9/20	N.Y. Jets	38	10 [W]
9/27	New England (OT)	27	21 [W]
10/4	at New Orleans	20	6 [W]
10/11	Cleveland	13	7 [W]
10/18	at Cincinnati	7	34 [L]
10/26	Houston	26	13 [W]
11/1	San Francisco	14	17 [L]
11/8	at Seattle	21	24 [L]
11/15	at Atlanta	34	20 [W]
11/22	at Cleveland	32	10 [W]
11/29	L.A. Rams	24	0 [W]
12/7	at Oakland	27	30 [L]
12/13	Cincinnati	10	17 [L]
12/20	at Houston	20	21 [L]
<b>(H 5-3, A 3-5)</b>		<b>356</b>	<b>297</b>

1980 Chuck Noll			
W-9, L-7	Steelers	Opp.	
9/7	Houston	31	17 [W]
9/14	at Baltimore	20	17 [W]
9/21	at Cincinnati	28	30 [L]
9/28	Chicago	38	3 [W]
10/5	at Minnesota	23	17 [W]
10/12	Cincinnati	16	17 [L]
10/20	Oakland	34	45 [L]
10/26	at Cleveland	26	27 [W]
11/2	Green Bay	22	20 [L]
11/9	at Tampa Bay	24	21 [W]
11/16	Cleveland	16	13 [W]
11/23	at Buffalo	13	28 [L]
11/30	Miami	23	10 [W]
12/4	at Houston	0	6 [L]
12/14	Kansas City	21	16 [W]
12/22	at San Diego	17	26 [L]
<b>(H 6-2, A 3-5)</b>		<b>352</b>	<b>313</b>

89 Years with the Steelers

1979 Chuck Noll		
W-12, L-4	Steelers	Opp.
9/3 at New England (OT)*16	13	[W]
9/9 Houston	38	7 [W]
9/16 at St. Louis	24	21 [W]
9/23 Baltimore	17	13 [W]
9/30 at Philadelphia	14	17 [L]
10/7 at Cleveland	51	35 [W]
10/14 at Cincinnati	10	34 [L]
10/22 Denver	42	7 [W]
10/28 Dallas	14	3 [W]
11/4 Washington	38	7 [W]
11/11 at Kansas City	30	3 [W]
11/18 at San Diego	7	35 [L]
11/25 Cleveland (OT)	33	30 [W]
12/2 Cincinnati	37	17 [W]
12/10 at Houston	17	20 [L]
12/16 Buffalo***	28	0 [W]
<b>(H 8-0, A 4-4)</b>	<b>416</b>	<b>262</b>
***Noll's 100th win		
AFC Playoff Game [Divisional]		
12/30 Miami	34	14 [W]
AFC Championship Game		
1/6 Houston	27	13 [W]
Super Bowl XIV (Pasadena, Calif.)		
1/20 L.A. Rams	31	19 [W]

1978 Chuck Noll		
W-14, L-2	Steelers	Opp.
9/3 at Buffalo	28	17 [W]
9/10 Seattle	21	10 [W]
9/17 at Cincinnati	28	3 [W]
9/24 Cleveland (OT)	15	9 [W]
10/1 at N.Y. Jets	28	17 [W]
10/8 Atlanta	31	7 [W]
10/15 at Cleveland	34	14 [W]
10/23 Houston	17	24 [L]
10/29 Kansas City	27	24 [W]
11/5 New Orleans	20	14 [W]
11/12 at L.A. Rams	7	10 [L]
11/19 Cincinnati	7	6 [W]
11/27 at San Francisco	24	7 [W]
12/3 at Houston	13	3 [W]
12/9 Baltimore	35	13 [W]
12/16 at Denver	21	17 [W]
<b>(H 7-1, A 7-1)</b>	<b>356</b>	<b>195</b>
AFC Playoff Game [Divisional]		
12/30 Denver	33	10 [W]
AFC Championship Game		
1/7 Houston	34	5 [W]
Super Bowl XIII (Miami, Fla.)		
1/21 Dallas	35	31 [W]

1977 Chuck Noll		
W-9, L-5	Steelers	Opp.
9/19 San Francisco	27	0 [W]
9/25 Oakland	7	16 [L]
10/2 at Cleveland	28	14 [W]
10/9 at Houston	10	27 [L]
10/17 Cincinnati	20	14 [W]
10/23 Houston	27	10 [W]
10/30 at Baltimore	21	31 [L]
11/6 at Denver	7	21 [L]
11/13 Cleveland	35	31 [W]
11/20 Dallas	28	13 [W]
11/27 at N.Y. Jets	23	20 [W]
12/4 Seattle	30	20 [W]
12/10 at Cincinnati	10	17 [L]
12/18 at San Diego	10	9 [W]
<b>(H 6-1, A 3-4)</b>	<b>283</b>	<b>243</b>
AFC Playoff Game [Divisional]		
12/24 at Denver	21	34 [L]

1976 Chuck Noll		
W-10, L-4	Steelers	Opp.
9/12 at Oakland	28	31 [L]
9/19 Cleveland	31	14 [W]
9/26 New England	27	30 [L]
10/4 at Minnesota	6	17 [L]
10/10 at Cleveland	16	18 [L]
10/17 Cincinnati	23	6 [W]
10/24 at N.Y. Giants	27	0 [W]
10/31 San Diego	23	0 [W]
11/7 at Kansas City	45	0 [W]
11/14 Miami	14	3 [W]
11/21 Houston	32	16 [W]
11/28 at Cincinnati	7	3 [W]
12/5 Tampa Bay	42	0 [W]
12/11 at Houston	21	0 [W]
<b>(H 6-1, A 4-3)</b>	<b>342</b>	<b>138</b>
AFC Playoff Game [Divisional]		
12/19 at Baltimore	40	14 [W]
AFC Championship Game		
12/26 at Oakland	7	24 [L]

1975 Chuck Noll		
W-12, L-2	Steelers	Opp.
9/21 at San Diego	37	0 [W]
9/28 Buffalo	21	30 [L]
10/5 at Cleveland	42	6 [W]
10/12 Denver	20	9 [W]
10/19 Chicago	34	3 [W]
10/26 at Green Bay	16	13 [W]
11/2 at Cincinnati	30	24 [W]
11/9 Houston	24	17 [W]
11/16 Kansas City	28	3 [W]
11/24 at Houston	32	9 [W]
11/30 at N.Y. Jets	20	7 [W]
12/7 Cleveland	31	17 [W]
12/13 Cincinnati	35	14 [W]
12/20 at L.A. Rams	3	10 [L]
<b>(H 6-1, A 6-1)</b>	<b>373</b>	<b>162</b>
AFC Playoff Game [Divisional]		
12/27 Baltimore	28	10 [W]
AFC Championship Game		
1/4 Oakland	16	10 [W]
Super Bowl X (Miami, Fla.)		
1/18 Dallas	21	17 [W]

1974 Chuck Noll		
W-10, L-3, T-1	Steelers	Opp.
9/15 Baltimore	30	0 [W]
9/22 at Denver (OT)	35	35 [T]
9/29 Oakland	0	17 [L]
10/6 at Houston	13	7 [W]
10/13 at Kansas City	34	24 [W]
10/20 Cleveland	20	16 [W]
10/28 Atlanta	24	17 [W]
11/3 Philadelphia	27	0 [W]
11/10 at Cincinnati	10	17 [L]
11/17 at Cleveland	26	16 [W]
11/25 at New Orleans	28	7 [W]
12/1 Houston	10	13 [L]
12/8 at New England	21	17 [W]
12/14 Cincinnati	27	3 [W]
<b>(H 5-2, A 5-1-1)</b>	<b>305</b>	<b>189</b>
AFC Playoff Game [Divisional]		
12/22 Buffalo	32	14 [W]
AFC Championship Game		
12/29 at Oakland	24	13 [W]
Super Bowl IX (New Orleans, La.)		
1/12 Minnesota	16	6 [W]

1973 Chuck Noll		
W-10, L-4	Steelers	Opp.
9/16 Detroit	24	10 [W]
9/23 Cleveland	33	6 [W]
9/30 at Houston	36	7 [W]
10/7 San Diego	38	21 [W]
10/14 at Cincinnati	7	19 [L]
10/21 N.Y. Jets	26	14 [W]
10/28 Cincinnati	20	13 [W]
11/5 Washington	21	16 [W]
11/11 at Oakland	17	9 [W]
11/18 Denver	13	23 [L]
11/25 at Cleveland	16	21 [L]
12/3 at Miami	26	30 [L]
12/9 Houston	33	7 [W]
12/15 at San Francisco	37	14 [W]
<b>(H 7-1, A 3-3)</b>	<b>347</b>	<b>210</b>
AFC Playoff Game [Divisional]		
12/22 at Oakland	14	33 [L]

1972 Chuck Noll		
W-11, L-3	Steelers	Opp.
9/17 Oakland	34	28 [W]
9/24 at Cincinnati	10	15 [L]
10/1 at St. Louis	25	19 [W]
10/8 at Dallas	13	17 [L]
10/15 Houston	24	7 [W]
10/22 New England	33	3 [W]
10/29 at Buffalo	38	21 [W]
11/5 Cincinnati	40	17 [W]
11/12 Kansas City	16	7 [W]
11/19 at Cleveland	24	26 [L]
11/26 Minnesota	23	10 [W]
12/3 Cleveland	30	0 [W]
12/10 at Houston	9	3 [W]
12/17 at San Diego	24	2 [W]
<b>(H 7-0, A 4-3)</b>	<b>343</b>	<b>175</b>
AFC Playoff Game [Divisional]		
12/23 Oakland	13	7 [W]
AFC Championship Game		
12/31 Miami	17	21 [L]

1971 Chuck Noll		
W-6, L-8	Steelers	Opp.
9/19 at Chicago	15	17 [L]
9/26 Cincinnati	21	10 [W]
10/3 San Diego	21	17 [W]
10/10 at Cleveland	17	27 [L]
10/18 at Kansas City	16	38 [L]
10/24 Houston	23	16 [W]
10/31 at Baltimore	21	34 [L]
11/7 Cleveland	26	9 [W]
11/14 at Miami	21	24 [L]
11/21 N.Y. Giants	17	13 [W]
11/28 Denver	10	22 [L]
12/5 at Houston	3	29 [L]
12/12 at Cincinnati	21	13 [W]
12/19 L.A. Rams	14	23 [L]
<b>(H 5-2, A 1-6)</b>	<b>246</b>	<b>292</b>

89 Years with the Steelers

<b>1970 Chuck Noll</b>			
W-5, L-9	Steelers	Opp.	
9/20	Houston	7	19 [L]
9/27	at Denver	13	16 [L]
10/3	at Cleveland	7	15 [L]
10/11	Buffalo	23	10 [W]
10/18	at Houston	7	3 [W]
10/25	at Oakland	14	31 [L]
11/2	Cincinnati	21	10 [W]
11/8	N.Y. Jets	21	17 [W]
11/15	Kansas City	14	31 [L]
11/22	at Cincinnati	7	34 [L]
11/29	Cleveland	28	9 [W]
12/6	Green Bay	12	20 [L]
12/13	at Atlanta	16	27 [L]
12/20	at Philadelphia	20	30 [L]
<b>(H 4-3, A 1-6)</b>	<b>210</b>	<b>272</b>	

<b>1969 Chuck Noll</b>			
W-1, L-13	Steelers	Opp.	
9/21	Detroit	16	13 [W]
9/28	at Philadelphia	27	41 [L]
10/5	St. Louis	14	27 [L]
10/12	at N.Y. Giants	7	10 [L]
10/18	at Cleveland	31	42 [L]
10/26	Washington	7	14 [L]
11/2	Green Bay	34	38 [L]
11/9	at Chicago	7	38 [L]
11/16	Cleveland	3	24 [L]
11/23	at Minnesota	14	52 [L]
11/30	at St. Louis	10	47 [L]
12/7	Dallas	7	10 [L]
12/14	N.Y. Giants	17	21 [L]
12/21	at New Orleans	24	27 [L]
<b>(H 1-6, A 0-7)</b>	<b>218</b>	<b>404</b>	

<b>1968 Bill Austin</b>			
W-2, L-11, T-1	Steelers	Opp.	
9/15	N.Y. Giants	20	34 [L]
9/22	at L.A. Rams	10	45 [L]
9/29	Baltimore	7	41 [L]
10/5	at Cleveland	24	31 [L]
10/13	at Washington	13	16 [L]
10/20	New Orleans	12	16 [L]
10/27	Philadelphia	6	3 [W]
11/3	at Atlanta	41	21 [W]
11/10	at St. Louis	28	28 [T]
11/17	Cleveland	24	45 [L]
11/24	San Francisco	28	45 [L]
12/1	St. Louis	10	20 [L]
12/8	at Dallas	7	28 [L]
12/15	at New Orleans	14	24 [L]
<b>(H 1-6, A 1-5-1)</b>	<b>244</b>	<b>397</b>	

<b>1967 Bill Austin</b>			
W-4, L-9, T-1	Steelers	Opp.	
9/17	Chicago	41	13 [W]
9/24	St. Louis	14	28 [L]
10/1	at Philadelphia	24	34 [L]
10/7	at Cleveland	10	21 [L]
10/15	N.Y. Giants	24	27 [L]
10/22	Dallas	21	24 [L]
10/29	at New Orleans	14	10 [W]
11/5	Cleveland	14	34 [L]
11/12	at St. Louis	14	14 [T]
11/19	at N.Y. Giants	20	28 [L]
11/26	Minnesota	27	41 [L]
12/3	at Detroit	24	14 [W]
12/10	Washington	10	15 [L]
12/17	at Green Bay	24	17 [W]
<b>(H 1-6, A 3-3-1)</b>	<b>281</b>	<b>320</b>	

<b>1966 Bill Austin</b>			
W-5, L-8, T-1	Steelers	Opp.	
9/11	N.Y. Giants	34	34 [T]
9/18	Detroit	17	3 [W]
9/25	Washington	27	33 [L]
10/2	at Washington	10	24 [L]
10/8	at Cleveland	10	41 [L]
10/16	Philadelphia	14	31 [L]
10/30	at Dallas	21	52 [L]
11/6	Cleveland	16	6 [W]
11/13	St. Louis	30	9 [W]
11/20	Dallas	7	20 [L]
11/27	at St. Louis	3	6 [L]
12/4	at Philadelphia	23	27 [L]
12/11	at N.Y. Giants	47	28 [W]
12/18	at Atlanta	57	33 [W]
<b>(H 3-3-1, A 2-5)</b>	<b>316</b>	<b>347</b>	

<b>1965 Mike Nixon</b>			
W-2, L-12	Steelers	Opp.	
9/19	Green Bay	9	41 [L]
9/26	at San Francisco	17	27 [L]
10/3	N.Y. Giants	13	23 [L]
10/9	at Cleveland	19	24 [L]
10/17	St. Louis	7	20 [L]
10/24	at Philadelphia	20	14 [W]
10/31	Dallas	22	13 [W]
11/7	at St. Louis	17	21 [L]
11/4	at Dallas	17	24 [L]
11/21	Washington	3	31 [L]
11/28	Cleveland	21	42 [L]
12/5	at N.Y. Giants	10	35 [L]
12/12	Philadelphia	13	47 [L]
12/19	at Washington	14	35 [L]
<b>(H 1-6, A 1-6)</b>	<b>202</b>	<b>397</b>	

<b>1964 Buddy Parker</b>			
W-5, L-9	Steelers	Opp.	
9/13	L.A. Rams	14	26 [L]
9/20	N.Y. Giants	27	24 [W]
9/27	Dallas	23	17 [W]
10/4	at Philadelphia	7	21 [L]
10/10	at Cleveland	23	7 [W]
10/18	at Minnesota	10	30 [L]
10/25	Philadelphia	10	34 [L]
11/1	Cleveland	17	30 [L]
11/8	at St. Louis	30	34 [L]
11/15	Washington	0	30 [L]
11/22	at N.Y. Giants	44	17 [W]
11/29	St. Louis	20	21 [L]
12/6	at Washington	14	7 [W]
12/13	at Dallas	14	17 [L]
<b>(H 2-5, A 3-4)</b>	<b>253</b>	<b>315</b>	

<b>1963 Buddy Parker</b>			
W-7, L-4, T-3	Steelers	Opp.	
9/15	at Philadelphia	21	21 [T]
9/22	N.Y. Giants	31	0 [W]
9/29	St. Louis	23	10 [W]
10/5	at Cleveland	23	35 [L]
10/13	at St. Louis	23	24 [L]
10/20	Washington	38	27 [W]
10/27	Dallas	27	21 [W]
11/3	at Green Bay	14	33 [L]
11/10	Cleveland	9	7 [W]
11/17	at Washington	34	28 [W]
11/24	Chicago	17	17 [T]
12/1	Philadelphia	20	20 [T]
12/8	at Dallas	24	19 [W]
12/15	at N.Y. Giants	17	33 [L]
<b>(H 5-0-2, A 2-4-1)</b>	<b>321</b>	<b>295</b>	

<b>1962 Buddy Parker</b>			
W-9, L-5	Steelers	Opp.	
9/16	at Detroit	7	45 [L]
9/23	at Dallas	30	28 [W]
9/30	N.Y. Giants	27	31 [L]
10/6	Philadelphia	13	7 [W]
10/14	at N.Y. Giants	20	17 [W]
10/21	Dallas	27	42 [L]
10/28	Cleveland	14	41 [L]
11/4	Minnesota	39	31 [W]
11/11	at St. Louis	26	17 [W]
11/18	Washington	23	21 [W]
11/25	at Cleveland	14	35 [L]
12/2	St. Louis	19	7 [W]
12/9	at Philadelphia	26	17 [W]
12/16	at Washington	27	24 [W]
<b>(H 4-3, A 5-2)</b>	<b>312</b>	<b>363</b>	

*Playoff Bowl (Miami, Fla.)*  
1/6 Detroit 10 17 [L]

<b>1961 Buddy Parker</b>			
W-6, L-8	Steelers	Opp.	
9/17	at Dallas	24	27 [L]
9/24	N.Y. Giants	14	17 [L]
10/1	at L.A. Rams	14	24 [L]
10/8	at Philadelphia	16	21 [L]
10/15	Washington	20	0 [W]
10/22	Cleveland	28	30 [L]
10/29	San Francisco	20	10 [W]
11/5	at Cleveland	17	13 [W]
11/12	Dallas	37	7 [W]
11/19	at N.Y. Giants	21	42 [L]
11/26	St. Louis	30	27 [W]
12/3	Philadelphia	24	35 [L]
12/10	at Washington	30	14 [W]
12/17	at St. Louis	0	20 [L]
<b>(H 4-3, A 2-5)</b>	<b>295</b>	<b>287</b>	

89 Years with the Steelers

<b>1960 Buddy Parker</b>			
W-5, L-6, T-1	Steelers	Opp.	
9/24 at Dallas	35	28	[W]
10/2 at Cleveland	20	28	[L]
10/9 N.Y. Giants	17	19	[L]
10/16 St. Louis	27	14	[W]
10/23 at Washington	27	27	[T]
10/30 Green Bay	13	19	[L]
11/6 at Philadelphia	7	34	[L]
11/13 at N.Y. Giants	24	27	[L]
11/20 Cleveland	14	10	[W]
11/27 Washington	22	10	[W]
12/11 Philadelphia	27	21	[W]
12/18 at St. Louis	7	38	[L]
<b>(H 4-2, A 1-4-1)</b>	<b>240</b>	<b>275</b>	

<b>1956 Walt Kiesling</b>			
W-5, L-7	Steelers	Opp.	
9/30 Washington	30	13	[W]
10/6 Cleveland	10	14	[L]
10/14 Philadelphia	21	35	[L]
10/21 at New York	10	38	[L]
10/28 at Cleveland	24	16	[W]
11/4 New York	14	17	[L]
11/11 at Philadelphia	7	14	[L]
11/18 Chicago Cards	14	7	[W]
11/25 at Chicago Cards	27	38	[L]
12/2 L.A. Rams	30	13	[W]
12/9 at Detroit	7	45	[L]
12/16 at Washington	23	0	[W]
<b>(H 3-3, A 2-4)</b>	<b>217</b>	<b>250</b>	

<b>1952 Joe Bach</b>			
W-5, L-7	Steelers	Opp.	
9/28 Philadelphia	25	31	[L]
10/4 Cleveland	20	21	[L]
10/12 at Philadelphia	21	26	[L]
10/19 Washington	24	28	[L]
10/26 at Chicago Cards	34	28	[W]
11/2 at Washington	24	23	[W]
11/9 Detroit	6	31	[L]
11/16 at Cleveland	28	29	[L]
11/23 Chicago Cards	17	14	[W]
11/30 New York	63	7	[W]
12/7 at San Francisco	24	7	[W]
12/14 at L.A. Rams	14	28	[L]
<b>(H 2-4, A 3-3)</b>	<b>300</b>	<b>273</b>	

<b>1959 Buddy Parker</b>			
W-6, L-5, T-1	Steelers	Opp.	
9/26 Cleveland	17	7	[W]
10/4 Washington	17	23	[L]
10/11 at Philadelphia	24	28	[L]
10/18 at Washington	27	6	[W]
10/25 New York	16	21	[L]
11/1 at Chicago Cards	24	45	[L]
11/8 Detroit	10	10	[T]
11/15 at New York	14	9	[W]
11/22 at Cleveland	21	20	[W]
11/29 Philadelphia	31	0	[W]
12/6 at Chicago Bears	21	27	[L]
12/13 Chicago Cards	35	20	[W]
<b>(H 3-2-1, A 3-3)</b>	<b>257</b>	<b>216</b>	

<b>1955 Walt Kiesling</b>			
W-4, L-8	Steelers	Opp.	
9/26 Chicago Cards	14	7	[W]
10/2 at L.A. Rams	26	27	[L]
10/9 New York	30	23	[W]
10/15 Philadelphia	13	7	[W]
10/23 at New York	19	17	[W]
10/30 at Philadelphia	0	24	[L]
11/5 at Chicago Cards	13	27	[L]
11/13 Detroit	28	31	[L]
11/20 at Cleveland	14	41	[L]
11/27 Washington	14	23	[L]
12/4 Cleveland	7	30	[L]
12/11 at Washington	17	28	[L]
<b>(H 3-3, A 1-5)</b>	<b>195</b>	<b>285</b>	

<b>1951 John Michelosen</b>			
W-4, L-7, T-1	Steelers	Opp.	
10/1 New York	13	13	[T]
10/7 at Green Bay	33	35	[L]
10/14 San Francisco	24	28	[L]
10/21 at Cleveland	0	17	[L]
10/28 at Chicago Cards	28	14	[W]
11/4 Philadelphia	13	34	[L]
11/11 Green Bay	28	7	[W]
11/18 Washington	7	22	[L]
11/25 at Philadelphia	17	13	[W]
12/2 at New York	0	14	[L]
12/9 Cleveland	0	28	[L]
12/16 at Washington	20	10	[W]
<b>(H 1-4-1, A 3-3)</b>	<b>183</b>	<b>235</b>	

<b>1958 Buddy Parker</b>			
W-7, L-4, T-1	Steelers	Opp.	
9/28 at San Francisco	20	23	[L]
10/5 Cleveland	12	45	[L]
10/12 Philadelphia	24	3	[W]
10/19 at Cleveland	10	27	[L]
10/26 at New York	6	17	[L]
11/2 Washington	24	16	[W]
11/9 at Philadelphia	31	24	[W]
11/16 New York	31	10	[W]
11/23 at Chicago Cards	27	20	[W]
11/30 Chicago Bears	24	10	[W]
12/7 at Washington	14	14	[T]
12/13 Chicago Cards	38	21	[W]
<b>(H 5-1, A 2-3-1)</b>	<b>261</b>	<b>230</b>	

<b>1954 Walt Kiesling</b>			
W-5, L-7	Steelers	Opp.	
9/26 at Green Bay	21	20	[W]
10/2 Washington	37	7	[W]
10/9 at Philadelphia	22	24	[L]
10/17 Cleveland	55	27	[W]
10/23 Philadelphia	17	7	[W]
10/31 at Chicago Cards	14	17	[L]
11/7 New York	6	31	[L]
11/14 at Washington	14	17	[L]
11/20 San Francisco	3	31	[L]
11/28 Chicago Cards	20	17	[W]
12/5 at New York	3	24	[L]
12/12 at Cleveland	7	42	[L]
<b>(H 4-2, A 1-5)</b>	<b>219</b>	<b>263</b>	

<b>1950 John Michelosen</b>			
W-6, L-6	Steelers	Opp.	
9/17 New York	7	18	[L]
9/24 at Detroit	7	10	[L]
10/1 at Washington	26	7	[W]
10/7 Cleveland	17	30	[L]
10/15 at New York	17	6	[W]
10/22 Philadelphia	10	17	[L]
10/29 at Cleveland	7	45	[L]
11/5 at Philadelphia	9	7	[W]
11/12 Baltimore	17	7	[W]
11/23 at Chicago Cards	28	17	[W]
12/3 Washington	7	24	[L]
12/10 Chicago Cards	28	7	[W]
<b>(H 2-4, A 4-2)</b>	<b>180</b>	<b>195</b>	

<b>1957 Buddy Parker</b>			
W-6, L-6	Steelers	Opp.	
9/29 Washington	28	7	[W]
10/5 Cleveland	12	23	[L]
10/13 Chicago Cards	29	20	[W]
10/20 at New York	0	35	[L]
10/27 Philadelphia	6	0	[W]
11/3 at Baltimore	19	13	[W]
11/10 at Cleveland	0	24	[L]
11/24 Green Bay	10	27	[L]
12/1 at Philadelphia	6	7	[L]
12/7 New York	21	10	[W]
12/15 at Washington	3	10	[L]
12/22 at Chicago Cards	27	2	[W]
<b>(H 4-2, A 2-4)</b>	<b>161</b>	<b>178</b>	

<b>1953 Joe Bach</b>			
W-6, L-6	Steelers	Opp.	
9/27 at Detroit	21	38	[L]
10/3 New York	24	14	[W]
10/11 Chicago Cards	31	28	[W]
10/17 at Philadelphia	7	23	[L]
10/24 Green Bay	31	14	[W]
11/1 Philadelphia	7	35	[L]
11/8 at Cleveland	16	34	[L]
11/15 at New York	14	10	[W]
11/22 Cleveland	16	20	[L]
11/29 Washington	9	17	[L]
12/6 at Chicago Cards	21	17	[W]
12/13 at Washington	14	13	[W]
<b>(H 3-3, A 3-3)</b>	<b>211</b>	<b>263</b>	

<b>1949 John Michelosen</b>			
W-6, L-5, T-1	Steelers	Opp.	
9/25 New York Giants	28	7	[W]
10/3 Washington	14	27	[L]
10/8 Detroit	14	7	[W]
10/16 at New York Giants	21	17	[W]
10/23 New York Bulldogs	24	13	[W]
10/30 Philadelphia	7	38	[L]
11/6 at Washington	14	27	[L]
11/13 L.A. Rams	7	7	[T]
11/20 at Green Bay	30	7	[W]
11/27 at Philadelphia	17	34	[L]
12/4 at Chicago Bears	21	30	[L]
12/11 at New York Bulldogs	27	0	[W]
<b>(H 3-2-1, A 3-3)</b>	<b>224</b>	<b>214</b>	



89 Years with the Steelers

**1948 John Michelosen**

W-4, L-8	Steelers	Opp.
9/26 at Washington	14	17 [L]
10/3 Boston	24	14 [W]
10/10 Washington	10	7 [W]
10/17 at Boston	7	13 [L]
10/24 at New York	27	34 [L]
10/31 Philadelphia	7	34 [L]
11/7 Green Bay	38	7 [W]
11/14 Chicago Cards	7	24 [L]
11/21 at Detroit	14	17 [L]
11/28 at Philadelphia	0	17 [L]
12/5 New York	38	28 [W]
12/12 at L.A. Rams	14	31 [L]
<b>(H 4-2, A 0-6)</b>	<b>200</b>	<b>243</b>

**1947 Jock Sutherland**

W-8, L-4	Steelers	Opp.
9/21 Detroit	17	10 [W]
9/29 L.A. Rams	7	48 [L]
10/5 at Washington	26	27 [L]
10/12 at Boston	30	14 [W]
10/19 Philadelphia	35	24 [W]
10/26 at New York	38	21 [W]
11/2 at Green Bay	18	17 [W]
11/9 Washington	21	14 [W]
11/16 New York	24	7 [W]
11/23 at Chicago Bears	7	49 [L]
11/30 at Philadelphia	0	21 [L]
12/7 Boston	17	7 [W]
<b>(H 5-1, A 3-3)</b>	<b>240</b>	<b>259</b>

*Eastern Division Playoff*

12/21 Philadelphia	0	21 [L]
--------------------	---	--------

**1946 Jock Sutherland**

W-5, L-5, T-1	Steelers	Opp.
9/20 Chicago Cards	14	7 [W]
9/29 at Washington	14	14 [T]
10/6 New York	14	17 [L]
10/13 Boston	16	7 [W]
10/20 at Green Bay	7	17 [L]
10/27 at Boston	33	7 [W]
11/3 Washington	14	7 [W]
11/10 at Detroit	7	17 [L]
11/17 Philadelphia	10	7 [W]
11/24 at New York	0	7 [L]
12/1 at Philadelphia	7	10 [L]
<b>(H 4-1, A 1-4-1)</b>	<b>136</b>	<b>117</b>

**1945 Jim Leonard**

W-2, L-8	Steelers	Opp.
9/25 at Boston	7	28 [L]
10/7 New York	6	34 [L]
10/14 Washington	0	14 [L]
10/21 at New York	21	7 [W]
10/28 Boston	6	10 [L]
11/4 Philadelphia	3	45 [L]
11/11 Chicago Cards	23	0 [W]
11/18 at Philadelphia	6	30 [L]
11/25 at Chicago Bears	7	28 [L]
12/2 at Washington	0	24 [L]
<b>(H 1-4, A 1-4)</b>	<b>79</b>	<b>220</b>

**1944\* Walt Kiesling and Phil Handler**

W-0, L-10	Steelers	Opp.
9/24 Cleveland	28	30 [L]
10/8 Green Bay	7	34 [L]
10/15 at Chicago Bears	7	34 [L]
10/22 at New York	0	23 [L]
10/29 at Washington	20	42 [L]
11/5 Detroit	6	27 [L]
11/12 at Detroit	7	21 [L]
11/19 Cleveland	6	33 [L]
11/26 Green Bay	20	35 [L]
12/3 Chicago Bears	7	49 [L]
<b>(H 0-6, A 0-4)</b>	<b>108</b>	<b>328</b>

\*Combined with Chicago Cards  
● Home game played in Chicago

**1943\* Walt Kiesling and Greasy Neale**

W-5, L-4, T-1	Steelers	Opp.
10/2 Brooklyn	17	0 [W]
10/9 New York	28	14 [W]
10/17 at Chicago Bears	21	48 [L]
10/24 at New York	14	42 [L]
10/31 Chicago Cards	34	13 [W]
11/7 Washington	14	14 [T]
11/14 at Brooklyn	7	13 [L]
11/21 Detroit	35	34 [W]
11/28 at Washington	27	14 [W]
12/5 Green Bay	28	38 [L]
<b>(H 4-1-1, A 1-3)</b>	<b>225</b>	<b>230</b>

\*Combined with Philadelphia Eagles  
● Home game played in Philadelphia

**1942 Walt Kiesling**

W-7, L-4	Steelers	Opp.
9/13 Philadelphia	14	24 [L]
9/20 at Washington	14	24 [L]
10/4 New York	13	10 [L]
10/11 at Brooklyn	7	0 [W]
10/18 at Philadelphia	14	0 [W]
10/25 Washington	0	14 [L]
11/1 at New York	17	9 [W]
11/8 at Detroit	35	7 [W]
11/22 Chicago Cards	19	3 [W]
11/29 Brooklyn	13	0 [W]
12/6 at Green Bay	21	24 [L]
<b>(H 3-2, A 4-2)</b>	<b>167</b>	<b>119</b>

**1941 Burt Bell, Aldo Donelli, Walt Kiesling**

W-1, L-9, T-1	Steelers	Opp.
9/7 at Cleveland	14	17 [L]
9/21 Philadelphia	7	10 [L]
10/5 New York	10	37 [L]
10/12 Washington	20	24 [L]
10/19 at New York	7	28 [L]
10/26 at Chicago Bears	7	34 [L]
11/2 at Washington	3	23 [L]
11/9 at Philadelphia	7	7 [T]
11/16 Brooklyn	14	7 [W]
11/23 Green Bay	7	54 [L]
11/30 at Brooklyn	7	35 [L]
<b>(H 1-4, A 0-5-1)</b>	<b>103</b>	<b>276</b>

**1940 Walt Kiesling**

W-2, L-7, T-2	Steelers	Opp.
9/8 Chicago Cards	7	7 [T]
9/15 New York	10	10 [T]
9/22 at Detroit	10	7 [W]
9/29 Brooklyn	3	10 [L]
10/6 Washington	10	40 [L]
10/13 at Brooklyn	0	21 [L]
10/20 at New York	0	12 [L]
10/27 at Green Bay	3	24 [L]
11/3 at Washington	10	37 [L]
11/10 Philadelphia	7	3 [W]
11/28 at Philadelphia	0	7 [L]
<b>(H 1-2-2, A 1-5)</b>	<b>60</b>	<b>178</b>

**1939 Walt Kiesling and Johnny "Blood" McNally**

W-1, L-9, T-1	Steelers	Opp.
9/14 at Brooklyn	7	12 [L]
9/24 Chicago Cards	0	10 [L]
10/2 Chicago Bears	0	32 [L]
10/8 New York	7	14 [L]
10/15 at Washington	14	44 [L]
10/22 Washington	14	21 [L]
10/29 at Cleveland	14	14 [T]
11/5 at Brooklyn	13	17 [L]
11/19 at New York	7	23 [L]
11/23 at Philadelphia	14	17 [L]
11/26 Philadelphia	24	12 [W]
<b>(H 1-4, A 0-5-1)</b>	<b>114</b>	<b>216</b>

**1938 Johnny "Blood" McNally**

W-2, L-9	Steelers	Opp.
9/9 at Detroit	7	16 [L]
9/11 New York	14	27 [L]
9/16 at Philadelphia	7	27 [L]
9/23 at Brooklyn	17	3 [W]
10/3 at New York	13	10 [W]
10/9 Brooklyn	7	17 [L]
10/23 at Green Bay	0	20 [L]
11/6 Washington	0	7 [L]
11/20 at Philadelphia	7	14 [L]
11/27 at Washington	0	15 [L]
12/4 at Cleveland	7	13 [L]
<b>(H 0-3, A 2-6)</b>	<b>79</b>	<b>169</b>

**1937 Johnny "Blood" McNally**

W-4, L-7	Steelers	Opp.
9/5 Philadelphia	27	14 [W]
9/19 at Brooklyn	21	0 [W]
9/26 New York	7	10 [L]
10/4 Chicago Bears	0	7 [L]
10/10 at Detroit	3	7 [L]
10/17 at Washington	20	34 [L]
10/24 Chicago Cardinals	7	13 [L]
10/31 Philadelphia	16	7 [W]
11/7 at New York	0	17 [L]
11/14 Washington	21	13 [W]
11/21 Brooklyn	0	23 [L]
<b>(H 3-4, A 1-3)</b>	<b>122</b>	<b>145</b>

89 Years with the Steelers



T.J. WATT

1/9/22 at Baltimore

**1936 Joe Bach**

W- 6, L- 6	Steelers	Opp.
9/13 Boston	10	0 [W]
9/23 at Brooklyn	10	6 [W]
9/27 New York	10	7 [W]
10/4 Chicago Bears	9	27 [L]
10/14 Philadelphia	17	0 [W]
10/18 at Chicago Bears	7	26 [L]
10/25 at Green Bay	10	42 [L]
11/1 Brooklyn	10	7 [W]
11/5 at Philadelphia	6	0 [W]
11/8 at Detroit	3	28 [L]
11/15 at Chicago Cards	6	14 [L]
11/29 at Boston	0	30 [L]
<b>(H 4-1, A 2-5)</b>	<b>98</b>	<b>187</b>

**1934 Luby DiMeolo**

W- 2, L- 10	Steelers	Opp.
9/9 Cincinnati	13	0 [W]
9/16 Boston	0	7 [L]
9/26 Philadelphia	0	17 [L]
10/3 New York	12	14 [L]
10/7 at Philadelphia	9	7 [W]
10/10 Chicago Bears	0	28 [L]
10/14 at Boston	0	39 [L]
10/21 at New York	7	17 [L]
10/28 at Brooklyn	3	21 [L]
11/4 at Detroit	7	40 [L]
11/11 at St. Louis	0	6 [L]
11/18 Brooklyn	0	10 [L]
<b>(H 1-5, A 1-5)</b>	<b>51</b>	<b>206</b>

**1935 Joe Bach**

W- 4, L- 8	Steelers	Opp.
9/13 at Philadelphia	17	7 [W]
9/22 New York	7	42 [L]
9/29 Chicago Bears	7	23 [L]
10/6 at Green Bay	0	27 [L]
10/9 Philadelphia	6	17 [L]
10/20 Chicago Cards	17	13 [W]
10/27 Boston	6	0 [W]
11/3 Brooklyn	7	13 [L]
11/10 at Brooklyn	16	7 [W]
11/24 Green Bay	14	34 [L]
12/1 at Boston	3	13 [L]
12/8 at New York	0	13 [L]
<b>(H 2-5, A 2-3)</b>	<b>100</b>	<b>209</b>

**1933 Jap Douds**

W- 3, L- 6, T- 2	Steelers	Opp.
9/20 New York	2	23 [L]
9/27 Chicago Cardinals	14	13 [W]
10/4 Boston	6	21 [L]
10/11 Cincinnati	17	0 [W]
10/15 at Green Bay	0	47 [L]
10/22 at Cincinnati	0	0 [T]
10/29 at Boston	16	14 [W]
11/5 at Brooklyn	3	3 [T]
11/12 Brooklyn	0	32 [L]
11/19 at Philadelphia	6	25 [L]
12/3 at New York	3	27 [L]
<b>(H 2-3, A 1-3-2)</b>	<b>67</b>	<b>205</b>




**89 Years** with the Steelers

**STEELERS PLACEMENT (1970-2021)**


Year	Record	Finish
1970	5-9	3rd in AFC Central
1971	6-8	2nd in AFC Central
1972	11-3	AFC Central Champion (1)
1973	10-4	2nd in AFC Central *
1974	10-3-1	AFC Central Champion (2)
1975	12-2	AFC Central Champion (3)
1976	10-4	AFC Central Champion (4)
1977	9-5	AFC Central Champion (5)
1978	14-2	AFC Central Champion (6)
1979	12-4	AFC Central Champion (7)
1980	9-7	3rd in AFC Central
1981	8-8	2nd in AFC Central
1982	6-3	4th in AFC Tournament*
1983	10-6	AFC Central Champion (8)
1984	9-7	AFC Central Champion (9)
1985	7-9	3rd in AFC Central
1986	6-10	3rd in AFC Central
1987	8-7	3rd in AFC Central
1988	5-11	4th in AFC Central
1989	9-7	3rd in AFC Central *
1990	9-7	3rd in AFC Central
1991	7-9	2nd in AFC Central
1992	11-5	AFC Central Champion (10)
1993	9-7	2nd in AFC Central *
1994	12-4	AFC Central Champion (11)
1995	11-5	AFC Central Champion (12)
1996	10-6	AFC Central Champion (13)

Year	Record	Finish
1997	11-5	AFC Central Champion (14)
1998	7-9	3rd in AFC Central
1999	6-10	4th in AFC Central
2000	9-7	3rd in AFC Central
2001	13-3	AFC Central Champion (15)
2002	10-5-1	AFC North Champion (16)
2003	6-10	3rd in AFC North
2004	15-1	AFC North Champion (17)
2005	11-5	2nd in AFC North *
2006	8-8	T-2nd in AFC North
2007	10-6	AFC North Champion (18)
2008	12-4	AFC North Champion (19)
2009	9-7	T-2nd in AFC North
2010	12-4	AFC North Champion (20)
2011	12-4	T-1st in AFC North *
2012	8-8	3rd in AFC North
2013	8-8	2nd in AFC North
2014	11-5	AFC North Champion (21)
2015	10-6	2nd in AFC North *
2016	11-5	AFC North Champion (22)
2017	13-3	AFC North Champion (23)
2018	9-6-1	2nd in AFC North
2019	8-8	2nd in AFC North
2020	12-4	1st in AFC North (24)
2021	9-7-1	2nd in AFC North *

\* Earned Wild Card playoff berth  
 (#) = Number of Division Titles



Steelers Preseason Results



**2021**  
**HALL OF FAME GAME**  
9/5/21 vs Dallas

**2021 Record: 3-1**

	Steelers	Opp.	
Dallas (at Canton)	16	3	[W]
at Philadelphia	24	16	[W]
Detroit	26	20	[W]
at Carolina	9	34	[L]

**2020 Record: 0-0**

**2019 Record: 3-1**

	Steelers	Opp.	
Tampa Bay	30	28	[W]
Kansas City	17	7	[W]
at Tennessee	18	6	[W]
at Carolina	19	25	[L]

**2018 Record: 3-1**

	Steelers	Opp.	
At Philadelphia	31	14	[W]
At Green Bay	34	51	[L]
Tennessee	16	6	[W]
Carolina	39	24	[W]

**2017 Record: 3-1**

	Steelers	Opp.	
At N.Y. Giants	20	12	[W]
Atlanta	17	3	[W]
Indianapolis	15	19	[L]
At Carolina	17	14	[W]

**2016 Record: 1-3**

	Steelers	Opp.	
Detroit	17	30	[L]
Philadelphia	0	17	[L]
At New Orleans	27	14	[W]
At Carolina	6	18	[L]

**2015 Record: 1-4**

	Steelers	Opp.	
At Minnesota (Canton)	3	14	[L]
At Jacksonville	21	23	[L]
Green Bay	24	19	[W]
At Buffalo	19	43	[L]
Carolina	6	23	[L]

**2014 Record: 1-3**

	Steelers	Opp.	
At N.Y. Giants	16	20	[L]
Buffalo	19	16	[W]
At Philadelphia	21	31	[L]
Carolina	0	10	[L]

**2013 Record: 0-4**

	Steelers	Opp.	
N.Y. Giants	13	18	[L]
At Washington	13	24	[L]
Kansas City (OT)	20	26	[L]
At Carolina	10	25	[L]

**2012 Record: 3-1**

	Steelers	Opp.	
At Philadelphia	23	24	[L]
Indianapolis	26	24	[W]
At Buffalo	38	7	[W]
Carolina	17	16	[W]

**2011 Record: 3-1**

	Steelers	Opp.	
At Washington	7	16	[L]
Philadelphia	24	14	[W]
Atlanta	34	16	[W]
At Carolina	33	17	[W]

**2010 Record: 3-1**

	Steelers	Opp.	
Detroit	23	7	[W]
At N.Y. Giants	24	17	[W]
At Denver	17	34	[L]
Carolina	19	3	[W]

**2009 Record: 3-1**

	Steelers	Opp.	
Arizona	20	10	[W]
At Washington	13	17	[L]
Buffalo	17	0	[W]
At Carolina	21	10	[W]

**2008 Record: 3-1**

	Steelers	Opp.	
Philadelphia	16	10	[W]
Buffalo (at Toronto)	21	24	[L]
At Minnesota	12	10	[W]
Carolina	19	16	[W]

**2007 Record: 4-1**

	Steelers	Opp.	
New Orleans (at Canton)	20	7	[W]
Green Bay	9	13	[L]
At Washington	12	10	[W]
Philadelphia	27	13	[W]
At Carolina	19	3	[W]

**2006 Record: 0-4**

	Steelers	Opp.	
At Arizona	13	21	[L]
Minnesota	10	17	[L]
At Philadelphia	7	16	[L]
Carolina	13	15	[L]

**2005 Record: 3-1**

	Steelers	Opp.	
Philadelphia	38	31	[W]
Miami	17	3	[W]
At Washington	10	17	[L]
At Carolina	21	17	[W]

**2004 Record: 2-2**

	Steelers	Opp.	
At Detroit	21	27	[L]
Houston	38	3	[W]
At Philadelphia	27	21	[W]
Carolina	13	16	[L]

**2003 Record: 1-3**

	Steelers	Opp.	
At Detroit	13	26	[L]
Philadelphia	16	21	[L]
Dallas	15	14	[W]
At Carolina	14	21	[L]

**2002 Record: 2-2**

	Steelers	Opp.	
N.Y. Jets	6	16	[L]
At Washington	34	35	[L]
At Detroit	34	22	[W]
Minnesota	17	14	[W]

**2001 Record: 3-1**

	Steelers	Opp.	
At Atlanta	17	16	[W]
At Minnesota	10	24	[L]
Detroit	20	7	[W]
Buffalo	20	0	[W]

**2000 Record: 3-2**

	Steelers	Opp.	
At Dallas	38	10	[W]
Miami	13	10	[W]
Carolina	13	0	[W]
Indianapolis (at Mexico City)	23	24	[L]
At Washington	10	17	[L]

**1999 Record: 1-3**

	Steelers	Opp.	
Chicago	30	23	[W]
At Carolina	13	20	[L]
Washington	14	27	[L]
At Buffalo	14	16	[L]

**1998 Record: 3-2**

	Steelers	Opp.	
Tampa Bay (at Canton)	6	30	[L]
Buffalo	24	13	[W]
At Philadelphia	17	21	[L]
Atlanta (at Morgantown)	28	22	[W]
Carolina	38	24	[W]

**1997 Record: 5-0**

	Steelers	Opp.	
Chicago (at Dublin)	30	17	[W]
At Kansas City	28	14	[W]
Philadelphia	42	26	[W]
Detroit	28	20	[W]
At Carolina	27	19	[W]

**1996 Record: 2-3**

	Steelers	Opp.	
San Diego (at Tokyo)	10	20	[L]
St. Louis	16	10	[W]
At Green Bay	17	24	[L]
Tampa Bay	13	3	[W]
At Philadelphia	19	20	[L]

**1995 Record: 1-3**

	Steelers	Opp.	
At Buffalo	31	10	[W]
Green Bay	13	36	[L]
At Tampa Bay	7	20	[L]
Philadelphia	6	16	[L]

**1994 Record: 1-3**

	Steelers	Opp.	
At Miami	14	24	[L]
L.A. Raiders	29	17	[W]
Indianapolis	14	17	[L]
At Washington	21	22	[L]

**1993 Record: 2-3**

	Steelers	Opp.	
San Francisco (at Barcelona)	14	21	[L]
N.Y. Jets	17	13	[W]
At N.Y. Giants	23	17	[W]
Washington	3	10	[L]
Minnesota (at Minneapolis)	13	30	[L]

**Steelers** Preseason Results

**1992 Record: 2-2**

	Steelers	Opp.
Philadelphia	33	35 [L]
At New Orleans	0	26 [L]
At Chicago	28	17 [W]
N.Y. Giants	24	3 [W]

**1991 Record: 2-2**

	Steelers	Opp.
Washington	16	7 [W]
At Minnesota	24	34 [L]
At Philadelphia	20	21 [L]
At Detroit	16	3 [W]

**1990 Record: 2-2**

	Steelers	Opp.
New England (at Montreal)	30	14 [W]
At Washington	24	27 [L]
At Dallas	9	20 [L]
Philadelphia	20	10 [W]

**1989 Record: 2-2**

	Steelers	Opp.
Washington	14	21 [L]
At Cleveland	24	21 [W]
At Philadelphia	14	38 [L]
At N.Y. Giants	13	10 [W]

**1988 Record: 3-1**

	Steelers	Opp.
At Washington	44	31 [W]
Philadelphia	21	16 [W]
At N.Y. Giants	17	28 [L]
At New Orleans	31	28 [W]

**1987 Record: 0-4**

	Steelers	Opp.
At Washington	17	23 [L]
At Chicago	14	50 [L]
At New Orleans	28	31 [L]
N.Y. Giants	20	26 [L]

**1986 Record: 1-3**

	Steelers	Opp.
Chicago	13	23 [L]
At Washington (OT)	24	27 [L]
At Dallas	41	28 [W]
At N.Y. Giants	3	17 [L]

**1985 Record: 1-3**

	Steelers	Opp.
At Tampa Bay	42	27 [W]
Minnesota (at Minneapolis)	34	41 [L]
At St. Louis	6	14 [L]
N.Y. Giants	14	24 [L]

**1984 Record: 3-1**

	Steelers	Opp.
At Cleveland	31	14 [W]
Philadelphia	20	17 [W]
At Dallas	20	10 [W]
at N.Y. Giants	9	16 [L]

**1983 Record: 4-1**

	Steelers	Opp.
New Orleans (at Canton)	27	14 [W]
New England (at Knoxville)	27	16 [W]
N.Y. Giants	13	22 [L]
At Dallas	24	7 [W]
At Philadelphia	10	3 [W]

**1982 Record: 4-0**

	Steelers	Opp.
New England (at Knoxville)	24	20 [W]
At N.Y. Giants	13	10 [W]
Baltimore	37	15 [W]
Philadelphia	27	24 [W]

**1981 Record: 2-2**

	Steelers	Opp.
At Cleveland	35	31 [W]
At Philadelphia	20	36 [L]
At Dallas	14	24 [L]
N.Y. Giants	31	6 [W]

**1980 Record: 3-1**

	Steelers	Opp.
At N.Y. Giants	13	0 [W]
At Atlanta	17	14 [W]
N.Y. Jets	13	20 [L]
At Dallas	31	10 [W]

**1979 Record: 3-1**

	Steelers	Opp.
At Buffalo	15	7 [W]
N.Y. Giants	10	3 [W]
At N.Y. Jets	27	14 [W]
At Dallas	14	16 [L]

**1978 Record: 2-2**

	Steelers	Opp.
At Baltimore	22	10 [W]
Atlanta	13	7 [W]
At N.Y. Giants	6	13 [L]
At Dallas	13	16 [L]

**1977 Record: 3-3**

	Steelers	Opp.
Buffalo	28	24 [W]
At Kansas City	21	23 [L]
At N.Y. Jets	26	13 [W]
At New England	10	13 [L]
Philadelphia	21	13 [W]
At Dallas	0	30 [L]

**1976 Record: 5-2**

	Steelers	Opp.
All Stars (at Chicago)	24	0 [W]
At New Orleans	24	14 [W]
At Philadelphia	14	7 [W]
At Washington	27	7 [W]
N.Y. Giants	0	17 [L]
At Dallas	10	20 [L]
N.Y. Jets	41	6 [W]

**1975 Record: 3-4**

	Steelers	Opp.
All Stars (at Chicago)	21	14 [W]
Philadelphia	14	17 [L]
Oakland (at Berkeley)	21	24 [L]
At Baltimore	31	10 [W]
N.Y. Giants (at Princeton)	7	24 [L]
New Orleans	24	13 [W]
At Dallas	16	17 [L]

**1974 Record: 6-0**

	Steelers	Opp.
At New Orleans	26	7 [W]
Chicago	50	21 [W]
At Philadelphia (ot)	33	30 [W]
N.Y. Giants	17	7 [W]
At Washington	21	19 [W]
At Dallas	41	15 [W]

**1973 Record: 4-2**

	Steelers	Opp.
Baltimore	34	7 [W]
Minnesota (at Bloomington)	6	10 [L]
Philadelphia	17	3 [W]
at N.Y. Giants	24	29 [L]
At Green Bay	30	22 [W]
Atlanta	19	0 [W]

**1972 Record: 4-1-1**

	Steelers	Opp.
N.Y. Giants	28	10 [W]
N.Y. Jets (at Seattle)	22	3 [W]
At Atlanta	31	17 [W]
Baltimore (at Tampa)	13	16 [L]
New Orleans (at Memphis)	56	7 [W]
Washington	10	10 (T)

**1971 Record: 3-2**

	Steelers	Opp.
At Green Bay	16	13 [W]
At Cincinnati	13	20 [L]
Minnesota	21	26 [L]
N.Y. Jets (at Cleveland)	35	21 [W]
At N.Y. Giants	20	3 [W]

**1970 Record: 4-1**

	Steelers	Opp.
Miami (at Jacksonville)	10	16 [L]
Minnesota (at Bloomington)	20	13 [W]
N.Y. Giants	21	6 [W]
Boston (at Shreveport)	31	3 [W]
At Oakland	20	6 [W]

**1969 Record: 2-3**

	Steelers	Opp.
St. Louis (at Norfolk)	12	27 [L]
New Orleans (at Baton Rouge)	34	24 [W]
Cincinnati	13	23 [L]
At Green Bay	19	31 [L]
N.Y. Giants (at Montreal)	17	13 [W]

**1968 Record: 1-4**

	Steelers	Opp.
At St. Louis	7	24 [L]
At San Diego	36	33 [W]
Cincinnati (at Morgantown)	3	19 [L]
Green Bay (at Milwaukee)	17	21 [L]
Washington (at Norfolk)	17	24 [L]

**1967 Record: 2-3**

	Steelers	Opp.
At Green Bay	20	31 [L]
New Orleans (at Baton Rouge)	17	20 [L]
St. Louis (at Nashville)	24	13 [W]
At San Diego	16	7 [W]
Washington (at Norfolk)	10	16 [L]

**1966 Record: 1-4**

	Steelers	Opp.
N.Y. Giants (at Ithaca)	14	16 [L]
Minnesota (at Portland)	6	35 [L]
San Francisco (at Portland)	34	17 [W]
At Green Bay	6	17 [L]
Cleveland (at Birmingham)	10	14 [L]

**1965 Record: 0-5**

	Steelers	Opp.
Minnesota (at Atlanta)	21	31 [L]
N.Y. Giants (at New Haven)	7	16 [L]
Baltimore (at Atlanta)	10	38 [L]
San Francisco (at Providence)	9	23 [L]
Cleveland (at Akron)	16	28 [L]

## Steelers vs. NFL Opponents (All-Time Record: 674-589-21)



## ARIZONA CARDINALS

STEELERS WON 36, LOST 23, TIED 3 (Home: 23-8-1, Road: 12-15-2, Neutral: 1-0)

STEELERS	CARDINALS		STEELERS	CARDINALS		STEELERS	CARDINALS	
1933 h	14		1955	13	[L]	1965 h	7	[L]
1935 h	17	[W]	1956 h	14	[W]	1965	17	[L]
1936	6	[L]	1956	27	[L]	1967 h	14	[L]
1937 h	7	[L]	1957 h	29	[W]	1967	14	[T]
1939 h	0	[L]	1957	27	[W]	1968	28	[T]
1940 h	7	[T]	1958	27	[W]	1968 h	10	[L]
1942 h	19	[W]	1958 h	38	[W]	1969 h	14	[L]
1943 h	34	[W]	1959	24	[L]	1969	10	[L]
1945 h	23	[W]	1959 h	35	[W]	1972	25	[W]
1946 h	14	[W]	1960 h	27	[W]	1979	24	[W]
1948 h	7	[L]	1960	7	[L]	1985 h	23	[L]
1950	28	[W]	1961 h	30	[W]	1988	14	[L]
1950 h	28	[W]	1961	0	[L]	1994	17	ot[L]
1951	28	[W]	1962	26	[W]	1997	26	ot[W]
1952	34	[W]	1962 h	19	[W]	2003 h	28	[L]
1952 h	17	[W]	1963 h	23	[W]	2007	14	[L]
1953 h	31	[W]	1963	23	[L]	2008 ●	27	[W]
1953	21	[W]	1964	30	[L]	2011	32	[W]
1954	14	[L]	1964 h	20	[L]	2015 h	25	[W]
1954 h	20	[W]	1966 h	30	[W]	2019	23	[W]
1955 h	14	[W]	1966	3	[L]			

Franchise moved from Chicago to St. Louis after 1959 season. Franchise moved from St. Louis to Phoenix after 1987 season.



## ATLANTA FALCONS

STEELERS WON 14, LOST 2, TIED 1 (Home: 7-0-1, Road: 7-2)

STEELERS	FALCONS		STEELERS	FALCONS		STEELERS	FALCONS	
1966	57	[W]	1984 h	35	[W]	2002 h	34	ot[T]
1968	41	[W]	1987	28	[W]	2006	38	ot[L]
1970	16	[L]	1990 h	21	[W]	2010 h	15	ot[W]
1974 h	24	[W]	1993	45	[W]	2014	27	[W]
1978 h	31	[W]	1996	20	[W]	2018 h	41	[W]
1981	34	[W]	1999 h	13	[W]			



## BALTIMORE RAVENS

STEELERS WON 32, LOST 24 (Home: 19-11, Road: 13-13)

STEELERS	RAVENS		STEELERS	RAVENS		STEELERS	RAVENS	
1996 h	31	[W]	2005	13	ot[L]	2014 h	43	[W]
1996	17	[L]	2006	0	[L]	2014 h ●	17	[L]
1997	42	[W]	2006 h	7	[L]	2015 h	20	ot[L]
1997 h	37	[W]	2007 h	38	[W]	2015	17	[L]
1998	20	[W]	2007	21	[L]	2016	14	[L]
1998 h	16	[W]	2008 h	23	ot[W]	2016 h	31	[W]
1999	23	[W]	2008	13	[W]	2017	26	[W]
1999 h	24	[L]	2008 h ●	23	[W]	2017 h	39	[W]
2000 h	0	[L]	2009	17	ot[L]	2018 h	14	[L]
2000	9	[W]	2009 h	23	[W]	2018	23	[W]
2001 h	10	[L]	2010 h	14	[L]	2019 h	23	ot[L]
2001	26	[W]	2010	13	[W]	2019	10	[L]
2001 h ●	27	[W]	2010 h ●	31	[W]	2020	28	[W]
2002	31	[W]	2011	7	[L]	2020 h	19	[W]
2002 h	34	[W]	2011 h	20	[L]	2021 h	20	[W]
2003 h	34	[W]	2012 h	10	[L]	2021	16	ot[W]
2003	10	ot[L]	2012	23	[W]			
2004	13	[L]	2013 h	19	[W]			
2004 h	20	[W]	2013	20	[L]			
2005 h	20	[W]	2014	6	[L]			

● Playoff Game ● AFC Championship Game ● Super Bowl

## Steelers vs. NFL Opponents (All-Time Record: 674-589-21)



## BUFFALO BILLS

STEELERS WON 17, LOST 11 (Home: 10-3, Road: 7-8)

STEELERS	BILLS		STEELERS	BILLS		STEELERS	BILLS				
1970 h	23	10	[W]	1988	28	36	[L]	2004	29	24	[W]
1972	38	21	[W]	1991	34	52	[L]	2007 h	26	3	[W]
1974 h	32	14	[W]	1992	20	28	[L]	2010	19	16	ot[W]
1975 h	21	30	[L]	1992 h	3	24	[L]	2013 h	23	10	[W]
1978	28	17	[W]	1993 h	23	0	[W]	2016	27	20	[W]
1979 h	28	0	[W]	1994 h	23	10	[W]	2019 h	10	17	[L]
1980	13	28	[L]	1995 h	40	21	[W]	2020	15	26	[L]
1982	0	13	[L]	1996 h	24	6	[W]	2021	23	16	[W]
1985 h	30	24	[W]	1999	21	24	[L]				
1986	12	16	[L]	2001	20	3	[W]				



## CAROLINA PANTHERS

STEELERS WON 6, LOST 1 (Home: 4-0, Road: 2-1)

STEELERS	PANTHERS		STEELERS	PANTHERS		STEELERS	PANTHERS				
1996	14	18	[L]	2006	37	3	[W]	2018 h	52	21	[W]
1999 h	30	20	[W]	2010 h	27	3	[W]				
2002 h	30	14	[W]	2014	37	19	[W]				



## CHICAGO BEARS

STEELERS WON 8, LOST 22, TIED 1 (Home: 6-8-1, Road: 1-14)

STEELERS	BEARS		STEELERS	BEARS		STEELERS	BEARS				
1934 h	0	28	[L]	1947	7	49	[L]	1989 h	0	20	[L]
1935 h	7	23	[L]	1949	21	30	[L]	1992	6	30	[L]
1936 h	9	27	[L]	1958 h	24	10	[W]	1995	37	34	ot[W]
1936	7	26	[L]	1959	21	27	[L]	1998 h	17	12	[W]
1937 h	0	7	[L]	1963 h	17	17	[T]	2005 h	21	9	[W]
1939 h	0	32	[L]	1967 h	41	13	[W]	2009	14	17	[L]
1941	7	34	[L]	1969	7	38	[L]	2013 h	23	40	[L]
1943	21	48	[L]	1971	15	17	[L]	2017	17	23	ot[L]
1944	7	34	[L]	1975 h	34	3	[W]	2021 h	29	27	[W]
1944 h	7	49	[L]	1980 h	38	3	[W]				
1945	7	28	[L]	1986	10	13	ot[L]				



## CINCINNATI BENGALS

STEELERS WON 67, LOST 38 (Home: 35-17, Road: 32-21)

STEELERS	BENGALS		STEELERS	BENGALS		STEELERS	BENGALS				
1970 h	21	10	[W]	1980 h	16	17	[L]	1991 h	17	10	[W]
1970	7	34	[L]	1981	7	34	[L]	1992 h	20	0	[W]
1971 h	21	10	[W]	1981 h	10	17	[L]	1992	21	9	[W]
1971	21	13	[W]	1982 h	26	20	ot[W]	1993 h	34	7	[W]
1972	10	15	[L]	1983	24	14	[W]	1993	24	16	[W]
1972 h	40	17	[W]	1983 h	10	23	[L]	1994 h	14	10	[W]
1973	7	19	[L]	1984 h	38	17	[W]	1994	38	15	[W]
1973 h	20	13	[W]	1984	20	22	[L]	1995 h	9	27	[L]
1974	10	17	[L]	1985 h	24	37	[L]	1995	49	31	[W]
1974 h	27	3	[W]	1985	21	26	[L]	1996 h	20	10	[W]
1975	30	24	[W]	1986	22	24	[L]	1996	24	34	[L]
1975 h	35	14	[W]	1986 h	30	9	[W]	1997	26	10	[W]
1976 h	23	6	[W]	1987 h	23	20	[W]	1997 h	20	3	[W]
1976	7	3	[W]	1987	30	16	[W]	1998	20	25	[L]
1977 h	20	14	[W]	1988 h	12	17	[L]	1998 h	24	25	[L]
1977	10	17	[L]	1988	7	42	[L]	1999	17	3	[W]
1978	28	3	[W]	1989	10	41	[L]	1999 h	20	27	[L]
1978 h	7	6	[W]	1989 h	16	26	[L]	2000 h	15	0	[W]
1979	10	34	[L]	1990	3	27	[L]	2000	48	28	[W]
1979 h	37	17	[W]	1990 h	12	16	[L]	2001 h	16	7	[W]
1980	28	30	[L]	1991	33	27	ot[W]	2001	23	26	ot[L]

## Steelers vs. NFL Opponents (All-Time Record: 674-589-21)



## CINCINNATI BENGALS (CONTINUED)

STEELERS WON 67, LOST 38 (Home: 35-17, Road: 32-21)

STEELERS			BENGALS			STEELERS			BENGALS			STEELERS			BENGALS		
2002	34	7	[W]	2008 h	27	10	[W]	2015	33	20	[W]						
2002 h	29	21	[W]	2009	20	23	[L]	2015 ●	18	16	[W]						
2003	17	10	[W]	2009h	12	18	[L]	2016h	24	16	[W]						
2003 h	20	24	[L]	2010	27	21	[W]	2016	24	20	[W]						
2004 h	28	17	[W]	2010 h	23	7	[W]	2017h	29	14	[W]						
2004	19	14	[W]	2011	24	17	[W]	2017	23	20	[W]						
2005	27	13	[W]	2011 h	35	7	[W]	2018	28	21	[W]						
2005 h	31	38	[L]	2012	24	17	[W]	2018 h	16	13	[W]						
2005 ●	31	17	[W]	2012 h	10	13	[L]	2019 h	27	3	[W]						
2006 h	20	28	[L]	2013	10	20	[L]	2019	16	10	[W]						
2006	23	17	ot[W]	2013 h	30	20	[W]	2020 h	36	10	[W]						
2007	24	13	[W]	2014	42	21	[W]	2020	17	27	[L]						
2007 h	24	10	[W]	2014 h	30	20	[W]	2021 h	17	27	[L]						
2008	38	10	[W]	2015 h	10	16	[L]	2021	10	41	[L]						



## CLEVELAND BROWNS

STEELERS WON 79, LOST 61, TIED 1 (Home: 50-22, Road: 29-39-1)

STEELERS			BROWNS			STEELERS			BROWNS			STEELERS			BROWNS		
1950 h	17	30	[L]	1965	19	24	[L]	1980	26	27	[L]						
1950	7	45	[L]	1965 h	21	42	[L]	1980 h	16	13	[W]						
1951	0	17	[L]	1966	10	41	[L]	1981 h	13	7	[W]						
1951 h	0	28	[L]	1966 h	16	6	[W]	1981	32	10	[W]						
1952 h	20	21	[L]	1967	10	21	[L]	1982	9	10	[L]						
1952	28	29	[L]	1967 h	14	34	[L]	1982 h	37	21	[W]						
1953	16	34	[L]	1968	24	31	[L]	1983 h	44	17	[W]						
1953 h	16	20	[L]	1968 h	24	45	[L]	1983	17	30	[L]						
1954 h	55	27	[W]	1969	31	42	[L]	1984	10	20	[L]						
1954	7	42	[L]	1969 h	3	24	[L]	1984 h	23	20	[W]						
1955	14	41	[L]	1970	7	15	[L]	1985	7	17	[L]						
1955 h	7	30	[L]	1970 h	28	9	[W]	1985 h	10	9	[W]						
1956 h	10	14	[L]	1971	17	27	[L]	1986 h	24	27	[L]						
1956	24	16	[W]	1971 h	26	9	[W]	1986	31	37	ot[L]						
1957 h	12	23	[L]	1972	24	26	[L]	1987	10	34	[L]						
1957	0	24	[L]	1972 h	30	0	[W]	1987 h	13	19	[L]						
1958 h	12	45	[L]	1973 h	33	6	[W]	1988 h	9	23	[L]						
1958	10	27	[L]	1973	16	21	[L]	1988	7	27	[L]						
1959 h	17	7	[W]	1974 h	20	16	[W]	1989 h	0	51	[L]						
1959	21	20	[W]	1974	26	16	[W]	1989	17	7	[W]						
1960	20	28	[L]	1975	42	6	[W]	1990	3	13	[L]						
1960 h	14	10	[W]	1975 h	31	17	[W]	1990 h	35	0	[W]						
1961 h	28	30	[L]	1976 h	31	14	[W]	1991	14	17	[L]						
1961	17	13	[W]	1976	16	18	[L]	1991 h	17	10	[W]						
1962 h	14	41	[L]	1977	28	14	[W]	1992	9	17	[L]						
1962	14	35	[L]	1977 h	35	31	[W]	1992 h	23	13	[W]						
1963	23	35	[L]	1978 h	15	9	ot[W]	1993	23	28	[L]						
1963 h	9	7	[W]	1978	34	14	[W]	1993 h	16	9	[W]						
1964	23	7	[W]	1979	51	35	[W]	1994	17	10	[W]						
1964 h	17	30	[L]	1979 h	33	30	ot[W]	1994 h	17	7	[W]						

● Playoff Game

## Steelers vs. NFL Opponents (All-Time Record: 674-589-21)



## CLEVELAND BROWNS (CONTINUED)

STEELERS WON 79, LOST 61, TIED 1 (Home: 50-22, Road: 29-39-1)

STEELERS	BROWNS	STEELERS	BROWNS	STEELERS	BROWNS
1994 h ● 29	9 [W]	2005 41	0 [W]	2014 h 30	27 [W]
1995 h 20	3 [W]	2006 24	20 [W]	2014 10	31 [L]
1995 20	17 [W]	2006 h 27	7 [W]	2015 h 30	9 [W]
1999 43	0 [W]	2007 34	7 [W]	2015 28	12 [W]
1999 h 15	16 [L]	2007 h 31	28 [W]	2016 24	9 [W]
2000 20	23 [L]	2008 10	6 [W]	2016 h 27	24 ot[W]
2000 h 22	0 [W]	2008 h 31	0 [W]	2017 21	18 [W]
2001 15	12 ot[W]	2009 h 27	14 [W]	2017 h 28	24 [W]
2001 h 28	7 [W]	2009 6	13 [L]	2018 21	21 ot[T]
2002 h 16	13 ot[W]	2010 h 28	10 [W]	2018 h 33	18 [W]
2002 23	20 [W]	2010 41	9 [W]	2019 7	21 [L]
2002 h ● 36	33 [W]	2011 h 14	3 [W]	2019 h 20	13 [W]
2003 h 13	33 [L]	2011 13	9 [W]	2020 h 38	7 [W]
2003 13	6 [W]	2012 14	20 [L]	2020 22	24 [L]
2004 h 34	23 [W]	2012 h 24	10 [W]	2020 h ● 37	48 [L]
2004 24	10 [W]	2013 27	11 [W]	2021 15	10 [W]
2005 h 34	21 [W]	2013 h 20	7 [W]	2021 h 26	14 [W]



## DALLAS COWBOYS

STEELERS WON 16, LOST 17 (Home: 8-7, Road: 6-9, Neutral: 2-1)

STEELERS	COWBOYS	STEELERS	COWBOYS	STEELERS	COWBOYS
1960 35	28 [W]	1966 21	52 [L]	1985 13	27 [L]
1961 24	27 [L]	1966 h 7	20 [L]	1988 h 24	21 [W]
1961 h 37	7 [W]	1967 h 21	24 [L]	1991 10	20 [L]
1962 30	28 [W]	1968 7	28 [L]	1994 h 9	26 [L]
1962 h 27	42 [L]	1969 h 7	10 [L]	1995 ● 17	27 [L]
1963 h 27	21 [W]	1972 13	17 [L]	1997 h 7	37 [L]
1963 24	19 [W]	1975 ● 21	17 [W]	2004 24	20 [W]
1964 h 23	17 [W]	1977 h 28	13 [W]	2008 h 20	13 [W]
1964 14	17 [L]	1978 ● 35	31 [W]	2012 24	27 ot[L]
1965 h 22	13 [W]	1979 h 14	3 [W]	2016 h 30	35 [L]
1965 17	24 [L]	1982 36	28 [W]	2020 24	19 [W]



## DENVER BRONCOS

STEELERS WON 13, LOST 20, TIED 1 (Home: 8-7, Road: 5-13-1)

STEELERS	BRONCOS	STEELERS	BRONCOS	STEELERS	BRONCOS
1970 13	16 [L]	1985 h 23	31 [L]	2006 h 20	31 [L]
1971 h 10	22 [L]	1986 h 10	21 [L]	2007 28	31 [L]
1973 h 13	23 [L]	1988 h 39	21 [W]	2009 28	10 [W]
1974 35	35 ot[T]	1989 7	34 [L]	2011 ● 23	29 ot[L]
1975 h 20	9 [W]	1989 ● 23	24 [L]	2012 19	31 [L]
1977 7	21 [L]	1990 34	17 [W]	2015 h 34	27 [W]
1977 ● 21	34 [L]	1991 13	20 [L]	2015 ● 16	23 [L]
1978 21	17 [W]	1993 13	37 [L]	2018 24	17 [L]
1978 h ● 33	10 [W]	1997 h 35	24 [W]	2020 26	21 [W]
1979 h 42	7 [W]	1997 h ● 21	24 [L]	2021 h 27	19 [W]
1983 h 10	14 [L]	2003 14	17 [L]		
1984 ● 24	17 [W]	2005 ● 34	17 [W]		

● Playoff Game ● AFC Championship Game ● Super Bowl



## Steelers vs. NFL Opponents (All-Time Record: 674-589-21)



## DETROIT LIONS

STEELERS WON 18, LOST 17, TIED 2 (Home: 12-3-2, Road: 6-13, Neutral: 0-1)

STEELERS			LIONS			STEELERS			LIONS			STEELERS			LIONS		
1934	7		40	[L]	1950	7		10	[L]	1986 h	27		17	[W]			
1936	3		28	[L]	1952 h	6		31	[L]	1989	23		3	[W]			
1937	3		7	[L]	1953	21		38	[L]	1992 h	17		14	[W]			
1938	7		16	[L]	1955 h	28		31	[L]	1995 h	23		20	[W]			
1940	10		7	[W]	1956	7		45	[L]	1998	16		19	ot[L]			
1942	35		7	[W]	1959 h	10		10	[T]	2001 h	47		14	[W]			
1943 h	35		34	[W]	1962	7		45	[L]	2005 h	35		21	[W]			
1944 h	6		27	[L]	1962 ●	10		17	[L]	2009	28		20	[W]			
1944	7		21	[L]	1966 h	17		3	[W]	2013 h	37		27	[W]			
1946	7		17	[L]	1967	24		14	[W]	2017	20		15	[W]			
1947 h	17		10	[W]	1969 h	16		13	[W]	2021 h	16		16	[T]			
1948	14		17	[L]	1973 h	24		10	[W]								
1949 h	14		7	[W]	1983	3		45	[L]								



## GREEN BAY PACKERS

STEELERS WON 16, LOST 23 (Home: 8-9, Road: 8-13, Neutral: 0-1)

STEELERS			PACKERS			STEELERS			PACKERS			STEELERS			PACKERS		
1933	0		47	[L]	1948 h	38		7	[W]	1975	16		13	[W]			
1935	0		27	[L]	1949	30		7	[W]	1980 h	22		20	[W]			
1935 h	14		34	[L]	1951	33		35	[L]	1983	25		21	[W]			
1936	10		42	[L]	1951 h	28		7	[W]	1986 h	27		3	[W]			
1938	0		20	[L]	1953 h	31		14	[W]	1992	3		17	[L]			
1940	3		24	[L]	1954	21		20	[W]	1995	19		24	[L]			
1941 h	7		54	[L]	1957 h	10		27	[L]	1998 h	27		20	[W]			
1942	21		24	[L]	1960 h	13		19	[L]	2005	20		10	[W]			
1943 h	28		38	[L]	1963	14		33	[L]	2009 h	37		36	[W]			
1944	7		34	[L]	1965 h	9		41	[L]	2010 ●	25		31	[L]			
1944 h	20		35	[L]	1967	24		17	[W]	2013	38		31	[W]			
1946	7		17	[L]	1969 h	34		38	[L]	2017 h	31		28	[W]			
1947	18		17	[W]	1970 h	12		20	[L]	2021	17		27	[L]			



## HOUSTON TEXANS

STEELERS WON 5, LOST 2 (Home: 3-1, Road: 2-1)

STEELERS			TEXANS			STEELERS			TEXANS			STEELERS			TEXANS		
2002 h	6		24	[L]	2011	10		17	[L]	2020 h	28		21	[W]			
2005	27		7	[W]	2014 h	30		23	[W]								
2008 h	38		17	[W]	2017	34		6	[W]								



## INDIANAPOLIS COLTS

STEELERS WON 26, LOST 6 (Home: 17-2, Road: 9-4)

STEELERS			COLTS			STEELERS			COLTS			STEELERS			COLTS		
1950 h	17		7	[W]	1983	24		13	[W]	2005	7		26	[L]			
1957	19		13	[W]	1984	16		17	[L]	2005 ●	21		18	[W]			
1968 h	7		41	[L]	1985 h	45		3	[W]	2008 h	20		24	[L]			
1971	21		34	[L]	1987 h	21		7	[W]	2011	23		20	[W]			
1974 h	30		0	[W]	1991	21		3	[W]	2014 h	51		34	[W]			
1975 h ●	28		10	[W]	1992 h	30		14	[W]	2015 h	45		10	[W]			
1976 ●	40		14	[W]	1994 h	31		21	[W]	2016	28		7	[W]			
1977	21		31	[L]	1995 h ●	20		16	[W]	2017	20		17	[W]			
1978 h	35		13	[W]	1996 h ●	42		14	[W]	2019 h	26		24	[W]			
1979 h	17		13	[W]	1997 h	24		22	[W]	2020 h	28		24	[W]			
1980	20		17	[W]	2002 h	28		10	[W]								

Franchise moved from Baltimore to Indianapolis after 1983 season.

● Playoff Game ● AFC Championship Game ● Super Bowl ● Playoff Bowl



**Steelers vs. NFL Opponents** (All-Time Record: 674-589-21)



**JACKSONVILLE JAGUARS**

**STEELERS WON 13, LOST 14** (Home: 6-7, Road: 7-7)

STEELERS			JAGUARS			STEELERS			JAGUARS			STEELERS			JAGUARS																																																																																												
1995	16	20	[L]	1999	6	20	[L]	2007 h	22	29	[L]	1995 h	24	7	[W]	2000	23	13	[W]	2007 h ●	29	31	[L]	1996	9	24	[L]	2000 h	24	34	[L]	2008	26	21	[W]	1996 h	28	3	[W]	2001	3	21	[L]	2011 h	17	13	[W]	1997	21	30	[L]	2001 h	20	7	[W]	2014	17	9	[W]	1997 h	23	17	ot[W]	2002	25	23	[W]	2017h	9	30	[L]	1998 h	30	15	[W]	2004	17	16	[W]	2017h ●	42	45	[L]	1998	3	21	[L]	2005 h	17	23	ot[L]	2018	20	16	[W]	1999 h	3	17	[L]	2006	0	9	[L]	2020	27	3	[W]



**KANSAS CITY CHIEFS**

**STEELERS WON 23, LOST 14** (Home: 11-5, Road: 12-9)

STEELERS			CHIEFS			STEELERS			CHIEFS			STEELERS			CHIEFS																																																																																																																																								
1970 h	14	31	[L]	1986 h	19	24	[L]	2009	24	27	ot[L]	1971	16	38	[L]	1987	17	16	[W]	2011	13	9	[W]	1972 h	16	7	[W]	1988 h	16	10	[W]	2012 h	16	13	ot[W]	1974	34	24	[W]	1989 h	23	17	[W]	2014 h	20	12	[W]	1975 h	28	3	[W]	1992	27	3	[W]	2015	13	23	[L]	1976	45	0	[W]	1993 ●	24	27	ot[L]	2016 h	43	14	[W]	1978 h	27	24	[W]	1996	17	7	[W]	2016 ●	18	16	[W]	1979	30	3	[W]	1997	10	13	[L]	2017	19	3	[W]	1980 h	21	16	[W]	1998	20	13	[W]	2018	42	37	[L]	1981 h	33	37	[L]	1999	19	35	[L]	2021	10	36	[L]	1982 h	35	14	[W]	2001	20	17	[W]	2021 ●	21	42	[L]	1984 h	27	37	[L]	2003	20	41	[L]					1985	36	28	[W]	2006 h	45	7	[W]



**LAS VEGAS RAIDERS**

**STEELERS WON 13, LOST 17** (Home: 8-6, Road: 5-11)

STEELERS			RAIDERS			STEELERS			RAIDERS			STEELERS			RAIDERS																																																																																																								
1970	14	31	[L]	1977 h	7	16	[L]	2003 h	27	7	[W]	1972 h	34	28	[W]	1980 h	34	45	[L]	2004 h	24	21	[W]	1972 h ●	13	7	[W]	1981	27	30	[L]	2006	13	20	[L]	1973	17	9	[W]	1983 ●	10	38	[L]	2009 h	24	27	[L]	1973 ●	14	33	[L]	1984	13	7	[W]	2010 h	35	3	[W]	1974 h	0	17	[L]	1990	3	20	[L]	2012	31	34	[L]	1974 ●	24	13	[W]	1994	21	3	[W]	2013	18	21	[L]	1975 h ●	16	10	[W]	1995	29	10	[W]	2015 h	38	35	[W]	1976	28	31	[L]	2000 h	21	20	[W]	2018	21	24	[L]	1976 ●	7	24	[L]	2002 h	17	30	[L]	2021 h	17	26	[L]

Franchise moved from Oakland to Los Angeles after 1981 season, and moved back to Oakland after 1994 season.  
Franchise moved from Oakland to Las Vegas after the 2019 season.

**Steelers vs. NFL Opponents** (All-Time Record: 674-589-21)



**LOS ANGELES RAMS**

**STEELERS WON 10, LOST 17, TIED 2** (Home: 7-6-1, Road: 2-11-1, Neutral: 1-0)

STEELERS	RAMS	STEELERS	RAMS	STEELERS	RAMS						
1938	7	13	[L]	1956 h	30	13	[W]	1987	21	31	[L]
1939	14	14	[T]	1961	14	24	[L]	1990 h	41	10	[W]
1941	14	17	[L]	1964 h	14	26	[L]	1993	0	27	[L]
1944 h	28	30	[L]	1968	10	45	[L]	1996 h	42	6	[W]
1944 h	6	33	[L]	1971 h	14	23	[L]	2003 h	21	33	[L]
1947 h	7	48	[L]	1975	3	10	[L]	2007	41	24	[W]
1948	14	31	[L]	1978	7	10	[L]	2011 h	27	0	[W]
1949 h	7	7	[T]	1979 ●	31	19	[W]	2015	12	6	[W]
1952	14	28	[L]	1981 h	24	0	[W]	2019 h	17	12	[W]
1955	26	27	[L]	1984 h	24	14	[W]				

Franchise moved from Cleveland to Los Angeles after 1945 season. Franchise moved to St. Louis after 1994 season. Franchise moved to Los Angeles after 2015 season.



**LOS ANGELES CHARGERS**

**STEELERS WON 24, LOST 11** (Home: 15-4, Road: 9-7)

STEELERS	CHARGERS	STEELERS	CHARGERS	STEELERS	CHARGERS						
1971 h	21	17	[W]	1987	20	16	[W]	2003 h	40	24	[W]
1972	24	2	[W]	1988	14	20	[L]	2005	24	22	[W]
1973 h	38	21	[W]	1989 h	20	17	[W]	2006	13	23	[L]
1975	37	0	[W]	1990 h	36	14	[W]	2008 h	11	10	[W]
1976 h	23	0	[W]	1991 h	26	20	[W]	2008 h ●	35	24	[W]
1977	10	9	[W]	1992	23	6	[W]	2009 h	38	28	[W]
1979	7	35	[L]	1993 h	16	3	[W]	2012 h	24	34	[L]
1980	17	26	[L]	1994	34	37	[L]	2015	24	20	[W]
1982 h ●	28	31	[L]	1994 h ●	13	17	[L]	2018 h	30	33	[L]
1983 h	26	3	[W]	1995 h	31	16	[W]	2019	24	17	[W]
1984 h	52	24	[W]	1996 h	16	3	[W]	2021	37	41	[L]
1985	44	54	[L]	2000	34	21	[W]				

Franchise moved from Los Angeles to San Diego after 1960 season. Franchise moved from San Diego to Los Angeles after 2016 season.



**MIAMI DOLPHINS**

**STEELERS WON 15, LOST 13** (Home: 9-4, Road: 6-9)

STEELERS	DOLPHINS	STEELERS	DOLPHINS	STEELERS	DOLPHINS						
1971	21	24	[L]	1987	24	35	[L]	2006 h	28	17	[W]
1972 h ●	17	21	[L]	1988 h	40	24	[W]	2007 h	3	0	[W]
1973	26	30	[L]	1989	34	14	[W]	2009	30	24	[W]
1976 h	14	3	[W]	1990 h	6	28	[L]	2010	23	22	[W]
1979 h ●	34	14	[W]	1993	21	20	[W]	2013 h	28	34	[L]
1980 h	23	10	[W]	1994 h	16	13	ot[W]	2016	15	30	[L]
1981	10	30	[L]	1995	10	23	[L]	2016 h ●	30	12	[W]
1984 h	7	31	[L]	1996	24	17	[W]	2019 h	27	14	[W]
1984 ●	28	45	[L]	1998	0	21	[L]				
1985	20	24	[L]	2004	13	3	[W]				



**MINNESOTA VIKINGS**

**STEELERS WON 9, LOST 10** (Home: 6-4, Road: 2-5, Neutral: 1-1)

STEELERS	VIKINGS	STEELERS	VIKINGS	STEELERS	VIKINGS						
1962 h	39	31	[W]	1980	23	17	[W]	2005	18	3	[W]
1964	10	30	[L]	1983 h	14	17	[L]	2009 h	27	17	[W]
1967 h	27	41	[L]	1986	7	31	[L]	2013 ●	27	34	[L]
1969	14	52	[L]	1989 h	27	14	[W]	2017 h	26	9	[W]
1972 h	23	10	[W]	1992 h	3	6	[L]	2021	28	36	[L]
1974 ●	16	6	[W]	1995 h	24	44	[L]				
1976	6	17	[L]	2001 h	21	16	[W]				

● Playoff Game ● AFC Championship Game ● Super Bowl ● Game at Wembley Stadium (London)

## Steelers vs. NFL Opponents (All-Time Record: 674-589-21)



## NEW ENGLAND PATRIOTS

STEELERS WON 16, LOST 17 (Home: 12-10, Road: 4-7)

STEELERS			PATRIOTS			STEELERS			PATRIOTS			STEELERS			PATRIOTS		
1972 h	33	3	[W]	1993 h	17	14	[W]	2007	13	34	[L]	2008	33	10	[W]		
1974	21	17	[W]	1995 h	41	27	[W]	2010 h	26	39	[L]	2011 h	25	17	[W]		
1976 h	27	30	[L]	1996 ●	3	28	[L]	2013	31	55	[L]	2015	21	28	[L]		
1979	16	13	ot[W]	1997	24	21	ot[W]	2016	16	27	[L]	2016 ●	17	36	[L]		
1981 h	27	21	ot[W]	1997 h ●	7	6	[W]	2017 h	24	27	[L]	2018 h	17	19	[W]		
1982 h	37	14	[W]	1998 h	9	23	[L]	2019	3	33	[W]						
1983 h	23	28	[L]	2001 h ●	17	24	[L]										
1986 h	0	34	[L]	2002	14	30	[L]										
1989 h	28	10	[W]	2004 h	34	20	[W]										
1991 h	20	6	[W]	2004 h ●	27	41	[L]										
1990 h	24	3	[W]	2005 h	20	23	[L]										



## NEW ORLEANS SAINTS

STEELERS WON 7, LOST 9 (Home: 3-3, Road: 4-6)

STEELERS			SAINTS			STEELERS			SAINTS			STEELERS			SAINTS		
1967	14	10	[W]	1981	20	6	[W]	2006 h	38	31	[W]	2010	10	20	[L]		
1968 h	12	16	[L]	1984	24	27	[L]	2014 h	32	35	[L]	2018	28	31	[L]		
1968	14	24	[L]	1987 h	16	20	[L]										
1969	24	27	[L]	1990	9	6	[W]										
1974	28	7	[W]	1993 h	37	14	[W]										
1978 h	20	14	[W]	2002	29	32	[L]										



## NEW YORK GIANTS

STEELERS WON 32, LOST 46, TIED 3 (Home: 15-22-3, Road: 17-24)

STEELERS			GIANTS			STEELERS			GIANTS			STEELERS			GIANTS		
1933 h	2	23	[L]	1947 h	24	7	[W]	1961	21	42	[L]	1962 h	27	31	[L]		
1933	3	27	[L]	1948	27	34	[L]	1962	20	17	[W]	1963 h	31	0	[W]		
1934 h	12	14	[L]	1948 h	38	28	[W]	1963	17	33	[L]	1964 h	27	24	[W]		
1934	7	17	[L]	1949 h	28	7	[W]	1964	44	17	[W]	1965 h	13	23	[L]		
1935 h	7	42	[L]	1949	21	17	[W]	1965	10	35	[L]	1966 h	34	34	[T]		
1935	0	13	[L]	1950 h	7	18	[L]	1966	47	28	[W]	1967 h	24	27	[L]		
1936 h	10	7	[W]	1950	17	6	[W]	1967	20	28	[L]	1968 h	20	34	[L]		
1937 h	7	10	[L]	1951 h	13	13	[T]	1968	20	34	[L]	1969	7	10	[L]		
1937	0	17	[L]	1951	0	14	[L]	1969 h	17	21	[L]	1971 h	17	13	[W]		
1938 h	14	27	[L]	1952 h	63	7	[W]	1976	27	0	[W]	1976	27	0	[W]		
1938	13	10	[W]	1953 h	24	14	[W]	1985	10	28	[L]	1985	10	28	[L]		
1939 h	7	14	[L]	1953	14	10	[W]	1991 h	20	23	[L]	1991 h	20	23	[L]		
1939	7	23	[L]	1954 h	6	30	[L]	1994	10	6	[W]	1994	10	6	[W]		
1940 h	10	10	[T]	1954	3	24	[L]	2000	10	30	[L]	2000	10	30	[L]		
1940	0	12	[L]	1955 h	30	23	[W]	2004	33	30	[W]	2004	33	30	[W]		
1941 h	10	37	[L]	1955	19	17	[W]	2008 h	14	21	[L]	2008 h	14	21	[L]		
1941	7	28	[L]	1956	10	38	[L]	2012	24	20	[W]	2012	24	20	[W]		
1942 h	13	10	[W]	1956 h	14	17	[L]	2016 h	24	14	[W]	2016 h	24	14	[W]		
1942	17	9	[W]	1957	0	35	[L]	2020	26	16	[W]	2020	26	16	[W]		
1943 h	28	14	[W]	1957 h	21	10	[W]										
1943	14	42	[L]	1958	6	17	[L]										
1944	0	23	[L]	1958 h	31	10	[W]										
1945 h	6	34	[L]	1959 h	16	21	[L]										
1945	21	7	[W]	1959	14	9	[W]										
1946 h	14	17	[L]	1960 h	17	19	[L]										
1946	0	7	[L]	1960	24	27	[L]										
1947	38	21	[W]	1961 h	14	17	[L]										

● Playoff Game ● AFC Championship Game

**Steelers vs. NFL Opponents** (All-Time Record: 674-589-21)



**NEW YORK JETS**

**STEELERS WON 20, LOST 6** (Home: 10-1, Road: 10-5)

STEELERS			JETS			STEELERS			JETS			STEELERS			JETS		
1970 h	21	17	[W]	1988	20	24	[L]	2007	16	19	ot [L]	2010 h	17	22	[L]		
1973 h	26	14	[W]	1989	13	0	[W]	2010 h	17	22	[L]	2010 h	24	19	[W]		
1975	20	7	[W]	1990	24	7	[W]	2012 h	27	10	[W]	2013	19	6	[W]		
1977	23	20	[W]	1992 h	27	10	[W]	2014	13	20	[L]	2016 h	31	13	[W]		
1978	28	17	[W]	2000	20	3	[W]	2019	10	16	[L]						
1981 h	38	10	[W]	2001 h	18	7	[W]										
1983	34	7	[W]	2003	0	6	[L]										
1984	23	17	[W]	2004 h	17	6	[W]										
1986	45	24	[W]	2004 h	20	17	ot[W]										



**PHILADELPHIA EAGLES**

**STEELERS WON 28, LOST 48, TIED 3** (Home: 19-19, Road: 8-27-2, Neutral: 1-2)

STEELERS			EAGLES			STEELERS			EAGLES			STEELERS			EAGLES		
1933	6	25	[L]	1948	0	17	[L]	1962	26	17	[W]	1963	21	21	[T]		
1934 h	0	17	[L]	1949 h	7	38	[L]	1963 h	20	20	[T]	1964	7	21	[L]		
1934	9	7	[W]	1949	17	34	[L]	1964 h	10	34	[L]	1964 h	10	34	[L]		
1935	17	7	[W]	1950 h	10	17	[L]	1965	20	14	[W]	1965 h	13	47	[L]		
1935 h	6	17	[L]	1950	9	7	[W]	1966 h	14	31	[L]	1966 h	14	31	[L]		
1936 h	17	0	[W]	1951 h	13	34	[L]	1966	23	27	[L]	1967	24	34	[L]		
1936 l	6	0	[W]	1951	17	13	[W]	1967	24	34	[L]	1968 h	6	3	[W]		
1937 h	27	14	[W]	1952 h	25	31	[L]	1969	27	41	[L]	1970	20	30	[L]		
1937 h	16	7	[W]	1952	21	26	[L]	1974 h	27	0	[W]	1974 h	27	0	[W]		
1938 2	7	27	[L]	1953	7	23	[L]	1979	14	17	[L]	1979	14	17	[L]		
1938 3	7	14	[L]	1953 h	7	35	[L]	1988 h	26	27	[L]	1988 h	26	27	[L]		
1939	14	17	[L]	1954	22	24	[L]	1991	14	23	[L]	1991	14	23	[L]		
1939 h	24	12	[W]	1955 h	13	7	[W]	1994 h	14	3	[W]	1994 h	14	3	[W]		
1940 h	7	3	[W]	1955	0	24	[L]	1997	20	23	[L]	1997	20	23	[L]		
1940	0	7	[L]	1956 h	21	35	[L]	2000 h	23	26	ot[L]	2000 h	23	26	ot[L]		
1941 h	7	10	[L]	1956	7	14	[L]	2004 h	27	3	[W]	2004 h	27	3	[W]		
1941	7	7	[T]	1957 h	6	0	[W]	2008	6	15	[L]	2008	6	15	[L]		
1942 h	14	24	[L]	1957	6	7	[L]	2012 h	16	14	[W]	2012 h	16	14	[W]		
1942	14	0	[W]	1958 h	24	3	[W]	2016	3	34	[L]	2016	3	34	[L]		
1945 h	3	45	[L]	1958	31	24	[W]	2020 h	38	29	[W]	2020 h	38	29	[W]		
1945	6	30	[L]	1959	24	28	[L]										
1946 h	10	7	[W]	1959 h	31	0	[W]										
1946	7	10	[L]	1960	7	34	[L]										
1947 h	35	24	[W]	1960 h	27	21	[W]										
1947	0	21	[L]	1961	16	21	[L]										
1947 h	0	21	[L]	1961 h	24	35	[L]										
1948 h	7	34	[L]	1962 h	13	7	[W]										

1-Johnstown, Pa., 2-Buffalo, N.Y., 3-Charleston, W.V.



**SAN FRANCISCO 49ERS**

**STEELERS WON 10, LOST 12** (Home: 5-6, Road: 5-6)

STEELERS			49ERS			STEELERS			49ERS			STEELERS			49ERS		
1951 h	24	28	[L]	1977 h	27	0	[W]	1999	27	6	[W]	2003	14	30	[L]		
1952	24	7	[W]	1978	24	7	[W]	2007 h	37	16	[W]	2011	3	20	[L]		
1954 h	3	31	[L]	1981 h	14	17	[L]	2015 h	43	18	[W]	2015 h	43	18	[W]		
1958	20	23	[L]	1984	20	17	[W]	2019	24	24	[L]	2019	24	24	[L]		
1961 h	20	10	[W]	1987 h	30	17	[W]										
1965	17	27	[L]	1990	7	27	[L]										
1968 h	28	45	[L]	1993 h	13	24	[L]										
1973	37	14	[W]	1996 h	15	25	[L]										

● Playoff Game ● AFC Championship Game

**Steelers vs. NFL Opponents** (All-Time Record: 674-589-21)



**SEATTLE SEAHAWKS**

**STEELERS WON 10, LOST 10** (Home: 8-3, Road: 1-7, Neutral: 1-0)

STEELERS	SEAHAWKS	STEELERS	SEAHAWKS	STEELERS	SEAHAWKS						
1977 h	30	20	[W]	1991 h	7	27	[L]	2005 ●	21	10	[W]
1978 h	21	10	[W]	1992 h	20	14	[W]	2007 h	21	0	[W]
1981	21	24	[L]	1993	6	16	[L]	2011 h	24	0	[W]
1982	0	16	[L]	1994	13	30	[L]	2015	30	39	[L]
1983	27	21	[W]	1998 h	13	10	[W]	2019 h	26	28	[L]
1986	0	30	[L]	1999 h	10	29	[L]	2021 h	23	20	ot[W]
1987 h	13	9	[W]	2003	16	23	[L]				



**TAMPA BAY BUCCANEERS**

**STEELERS WON 9, LOST 2** (Home: 3-1, Road: 6-1)

STEELERS	BUCCANEERS	STEELERS	BUCCANEERS	STEELERS	BUCCANEERS						
1976 h	42	0	[W]	1998	3	16	[L]	2010	38	13	[W]
1980	24	21	[W]	2001	17	10	[W]	2014 h	24	27	[L]
1983 h	17	12	[W]	2002	17	7	[W]	2018	30	27	[W]
1989	31	22	[W]	2006 h	20	3	[W]				



**TENNESSEE TITANS**

**STEELERS WON 48, LOST 32** (Home: 28-12, Road: 20-20)

STEELERS	TITANS	STEELERS	TITANS	STEELERS	TITANS						
1970 h	7	19	[L]	1983	40	28	[W]	1996 h	30	16	[W]
1970	7	3	[W]	1983 h	17	10	[W]	1996	13	23	[L]
1971 h	23	16	[W]	1984 h	35	7	[W]	1997 h	37	24	[W]
1971	3	29	[L]	1984	20	23	ot[L]	1997	6	16	[L]
1972 h	24	7	[W]	1985 h	20	0	[W]	1998 h	31	41	[L]
1972	9	3	[W]	1985	30	7	[W]	1998	14	23	[L]
1973	36	7	[W]	1986	22	16	ot[W]	1999	10	16	[L]
1973 h	33	7	[W]	1986 h	21	10	[W]	1999 h	36	47	[L]
1974	13	7	[W]	1987 h	3	23	[L]	2000 h	20	23	[L]
1974 h	10	13	[L]	1987	16	24	[L]	2000	7	9	[L]
1975 h	24	17	[W]	1988 h	14	34	[L]	2001 h	34	7	[W]
1975	32	9	[W]	1988	37	34	[W]	2001	34	24	[W]
1976 h	32	16	[W]	1989	0	27	[L]	2002	23	31	[L]
1976	21	0	[W]	1989 h	16	23	[L]	2002 ●	31	34	ot[L]
1977	10	27	[L]	1989 ●	26	23	ot[W]	2003 h	13	30	[L]
1977 h	27	10	[W]	1990 h	20	9	[W]	2005 h	34	7	[W]
1978 h	17	24	[L]	1990	14	34	[L]	2008	14	31	[L]
1978	13	3	[W]	1991 h	26	14	[W]	2009 h	13	10	ot [W]
1978 h ●	34	5	[W]	1991	6	31	[L]	2010	19	11	[W]
1979 h	38	7	[W]	1992	29	24	[W]	2011 h	38	17	[W]
1979	17	20	[L]	1992 h	21	20	[W]	2012	23	26	[L]
1979 h ●	27	13	[W]	1993	3	23	[L]	2014	27	24	[W]
1980 h	31	17	[W]	1993 h	17	26	[L]	2017 h	40	17	[W]
1980	0	6	[L]	1994 h	30	14	[W]	2020	27	24	[W]
1981 h	26	13	[W]	1994	12	9	ot[W]	2021 h	19	13	[W]
1981	20	21	[L]	1995	34	17	[W]				
1982	24	10	[W]	1995 h	21	7	[W]				

Franchise moved from Houston to Tennessee after 1996 season. Franchise changed from Oilers to Titans after 1998 season.

- Playoff Game
- AFC Championship Game
- Super Bowl

## Steelers vs. NFL Opponents (All-Time Record: 674-589-21)



## WASHINGTON COMMANDERS

STEELERS WON 34, LOST 44, TIED 4 (Home: 20-23-1, Road: 14-21-3)

STEELERS		WASHINGTON		STEELERS		WASHINGTON		STEELERS		WASHINGTON	
1933 h	6	21	[L]	1947 h	21	14	[W]	1961	30	14	[W]
1933	16	14	[W]	1948	14	17	[L]	1962 h	23	21	[W]
1934 h	0	7	[L]	1948 h	10	7	[W]	1962	27	24	[W]
1934	0	39	[L]	1949 h	14	27	[L]	1963 h	38	27	[W]
1935 h	6	0	[W]	1949	14	27	[L]	1963	34	28	[W]
1935	3	13	[L]	1950	26	7	[W]	1964 h	0	30	[L]
1936 h	10	0	[W]	1950 h	7	24	[L]	1964	14	7	[W]
1936	0	30	[L]	1951 h	7	22	[L]	1965 h	3	31	[L]
1937	20	34	[L]	1951	20	10	[W]	1965	14	35	[L]
1937 h	21	13	[W]	1952 h	24	28	[L]	1966 h	27	33	[L]
1938 h	0	7	[L]	1952	24	23	[W]	1966	10	24	[L]
1938	0	15	[L]	1953 h	9	17	[L]	1967 h	10	15	[L]
1939	14	44	[L]	1953	14	13	[W]	1968	13	16	[L]
1939 h	14	21	[L]	1954 h	37	7	[W]	1969 h	7	14	[L]
1940 h	10	40	[L]	1954	14	17	[L]	1973 h	21	16	[W]
1940	10	37	[L]	1955 h	14	23	[L]	1979 h	38	7	[W]
1941 h	20	24	[L]	1955	17	28	[L]	1985 h	23	30	[L]
1941	3	23	[L]	1956 h	30	13	[W]	1988	29	30	[L]
1942	14	28	[L]	1956	23	0	[W]	1991 h	14	41	[L]
1942 h	0	14	[L]	1957 h	28	7	[W]	1997 h	14	13	[W]
1943 h	14	14	[T]	1957	3	10	[L]	2000 h	○ 24	3	[W]
1943	27	14	[W]	1958 h	24	16	[W]	2004 h	16	7	[W]
1944	20	42	[L]	1958	14	14	[T]	2008	23	6	[W]
1945 h	0	14	[L]	1959 h	17	23	[L]	2012 h	27	12	[W]
1945	0	24	[L]	1959	27	6	[W]	2016	38	16	[W]
1946	14	14	[T]	1960	27	27	[T]	2020 h	17	23	[L]
1946 h	14	7	[W]	1960 h	22	10	[W]				
1947	26	27	[L]	1961 h	20	0	[W]				

Franchise moved from Boston to Washington after 1936 season.

○ Final Game at Three Rivers Stadium

**Steelers vs. NFL Opponents** (All-Time Record: 674-589-21)



**STEELERS VS. AFC** Year-by-year results from 1970

HOME	AWAY	OVERALL	HOME	AWAY	OVERALL	HOME	AWAY	OVERALL			
1970	4-2	1-4	5-6	1988	3-3	1-5	4-8	2006	3-3	2-4	5-7
1971	4-1	1-5	5-6	1989	3-3	4-4	7-7	2007	5-2	2-4	7-6
1972	7-1	3-2	10-3	1990	4-2	2-4	6-6	2008	7-1	5-1	12-2
1973	5-1	2-4	7-5	1991	5-1	2-4	7-5	2009	4-2	2-4	6-6
1974	4-2	5-1	9-3	1992	6-1	4-2	10-3	2010	5-3	6-0	11-3
1975	7-1	5-0	12-1	1993	5-1	2-5	7-6	2011	5-1	4-3	9-4
1976	6-1	4-3	10-4	1994	7-1	4-2	11-3	2012	3-3	2-4	5-7
1977	4-1	3-5	7-6	1995	7-1	4-2	11-3	2013	4-2	2-4	6-6
1978	7-1	6-0	13-1	1996	7-0	2-5	9-5	2014	6-1	3-3	9-4
1979	8-0	3-3	11-3	1997	7-1	3-3	10-4	2015	4-2	4-4	8-6
1980	4-2	1-5	5-7	1998	3-3	2-4	5-7	2016	6-1	5-3	11-4
1981	4-2	1-5	5-7	1999	0-6	3-4	3-10	2017	4-3	6-10	10-3
1982	4-1	1-3	5-4	2000	3-3	5-2	8-5	2018	3-3	3-2-1	6-5-1
1983	3-3	5-2	8-5	2001	6-2	5-2	11-4	2019	4-2	2-4	6-6
1984	4-2	3-5	7-7	2002	5-2	4-3	9-5	2020	6-1	3-3	9-4
1985	4-2	2-4	6-6	2003	3-3	2-4	5-7	2021	4-2	3-4	7-6
1986	2-4	2-4	4-8	2004	7-1	5-1	12-2	<b>TOTAL: 241-98 166-163-2 407-261-2</b>			
1987	3-2	3-3	6-5	2005	3-3	7-2	10-5				



**STEELERS VS. NFC** Year-by-year results from 1970

HOME	AWAY	OVERALL	HOME	AWAY	OVERALL	HOME	AWAY	OVERALL			
1970	0-1	0-2	0-3	1988	1-1	0-2	1-3	2006	2-0	1-1	3-1
1971	1-1	0-1	1-2	1989	1-1	2-0	3-1	2007	2-0	1-1	3-1
1972	1-0	1-1	2-1	1990	2-0	1-1	3-1	2008	1-1	1-1	3-2
1973	2-0	1-0	3-0	1991	0-2	0-2	0-4	2009	2-0	1-1	3-1
1974	2-0	1-0	4-0	1992	1-1	0-2	1-3	2010	2-0	1-1	3-2
1975	1-0	1-1	3-1	1993	1-1	1-1	2-2	2011	2-0	1-1	3-1
1976	0-0	1-1	1-1	1994	1-1	1-1	2-2	2012	2-0	1-1	3-1
1977	2-0	0-0	2-0	1995	1-1	1-1	2-3	2013	1-1	1-1	2-2
1978	2-0	1-1	4-1	1996	1-1	1-1	2-2	2014	0-2	2-0	2-2
1979	2-0	1-1	4-1	1997	1-1	1-1	2-2	2015	2-0	1-1	3-1
1980	2-0	2-0	4-0	1998	2-0	0-2	2-2	2016	1-1	1-1	2-2
1981	1-1	2-0	3-1	1999	2-0	1-0	3-0	2017	2-0	1-1	3-1
1982	0-0	1-0	1-0	2000	1-1	0-1	1-2	2018	2-0	1-1	3-1
1983	1-1	1-1	2-2	2001	2-0	1-0	3-0	2019	1-1	1-1	2-2
1984	2-0	1-1	3-1	2002	1-0-1	1-1	2-1-1	2020	1-1	2-0	3-1
1985	1-1	0-2	1-3	2003	1-1	0-2	1-3	2021	2-0-1	0-2	2-2-1
1986	2-0	0-2	2-2	2004	2-0	2-0	4-0	<b>TOTAL: 71-25-2 47-48 124-75-2</b>			
1987	1-1	1-1	2-2	2005	2-0	2-0	5-0				

● Includes Super Bowl Win ○ Includes Super Bowl Loss ● Includes Playoffs ● Includes game at Wembley Stadium (London)

## Steelers in the Pro Bowl (Selections By Game)

**1951 3 Selections**

HB Joe Geri (1)  
LB Jerry Shipkey (1)  
C Bill Walsh (1)

**1952 4 Selections**

HB Joe Geri (2)  
G George Hughes (1)  
LB Jerry Shipkey (2)  
C Bill Walsh (2)

**1953 7 Selections**

HB Lynn Chandnois (1)  
QB Jim Finks (1)  
HB Ray Mathews (1)  
DE Bill McPeak (1)  
E Elbie Nickel (1)  
LB Jerry Shipkey (3)  
DT Ernie Stautner (1)

**1954 8 Selections**

HB Lynn Chandnois (2)  
MG Dale Dodril (1)  
G George Hughes (2)  
LB Marv Matuszak (1)  
DE Bill McPeak (2)  
HB Ray Mathews (2)  
E Elbie Nickel (2)  
DT Ernie Stautner (2)

**1955 3 Selections**

DB Paul Cameron (1)  
MG Dale Dodril (2)  
HB John Lattner (1)

**1956 5 Selections**

DB Jack Butler (1)  
MG Dale Dodril (3)  
HB Ray Mathews (3)  
DT Ernie Stautner (3)  
T Frank Varrichione (1)

**1957 6 Selections**

DB Jack Butler (2)  
DE Bill McPeak (3)  
E Elbie Nickel (3)  
FB Fran Rogel (1)  
DT Ernie Stautner (4)  
T Frank Varrichione (2)

**1958 6 Selections**

DB Jack Butler (3)  
MG Dale Dodril (4)  
E Jack McClairn (1)  
QB Earl Morrall (1)  
DT Ernie Stautner (5)  
T Frank Varrichione (3)

**1959 5 Selections**

DB Jack Butler (4)  
QB Bobby Layne (1)  
DT Ernie Stautner (6)  
HB Tom Tracy (1)  
T Frank Varrichione (4)

**1960 6 Selections**

DB Dean Derby (1)  
QB Bobby Layne (2)  
G John Nisby (1)  
E Jimmy Orr (1)  
LB John Reger (1)  
DT Ernie Stautner (7)

**1961 5 Selections**

LB John Reger (2)  
G Mike Sandusky (1)  
DT Ernie Stautner (8)  
HB Tom Tracy (2)  
T Frank Varrichione (5)

**1962 5 Selections**

E Buddy Dial (1)  
G John Nisby (2)  
LB Myron Pottios (1)  
LB John Reger (3)  
DT Ernie Stautner (9)

**1963 5 Selections**

TE Preston Carpenter (1)  
FB John Henry Johnson (1)  
DT Gene Lipscomb (1)  
DE Lou Michaels (1)  
C Buzz Nutter (1)

**1964 6 Selections**

T Charley Bradshaw (1)  
FB John Henry Johnson (2)  
DT Joe Krupa (1)  
DT Lou Michaels (2)  
LB Myron Pottios (2)  
DB Clendon Thomas (1)

**1965 4 Selections**

E Gary Ballman (1)  
T Charley Bradshaw (2)  
FB John Henry Johnson (3)  
LB Myron Pottios (3)

**1966 1 Selection**

E Gary Ballman (2)

**1967 3 Selections**

K Mike Clark (1)  
DB Brady Keys (1)  
DE Ben McGee (1)

**1968 1 Selection**

DB Marv Woodson (1)

**1969 4 Selections**

HB Dick Hoak (1)  
E Roy Jefferson (1)  
DE Ben McGee (2)  
LB Andy Russell (1)

**1970 3 Selections**

DT Joe Greene (1)  
E Roy Jefferson (2)  
P Bob Walden (1)

**1971 2 Selections**

DT Joe Greene (2)  
LB Andy Russell (2)

**1972 2 Selections**

DT Joe Greene (3)  
LB Andy Russell (3)

**1973 6 Selections**

LB Henry Davis (1)  
PK Roy Gerela (1)  
DT Joe Greene (4)  
RB Franco Harris (1)  
LB Andy Russell (4)  
DE Dwight White (1)

**1974 8 Selections**

DT Joe Greene (5)  
DE L.C. Greenwood (1)  
LB Jack Ham (1)  
RB Franco Harris (2)  
LB Andy Russell (5)  
WR Ron Shanklin (1)  
G Bruce Van Dyke (1)  
DE Dwight White (2)

**1975 6 Selections**

PK Roy Gerela (2)  
DT Joe Greene (6)  
DE L.C. Greenwood (2)  
LB Jack Ham (2)  
RB Franco Harris (3)  
LB Andy Russell (6)

**1976 11 Selections**

CB Mel Blount (1)  
QB Terry Bradshaw (1)  
S Glen Edwards (1)  
DT Joe Greene (7)  
DE L.C. Greenwood (3)  
LB Jack Ham (3)  
RB Franco Harris (4)  
LB Jack Lambert (1)  
LB Andy Russell (7)  
WR Lynn Swann (1)  
S Mike Wagner (1)

**1977 9 Selections**

CB Mel Blount (2)  
S Glen Edwards (2)  
DT Joe Greene (8)  
DE L.C. Greenwood (4)  
LB Jack Ham (4)  
RB Franco Harris (5)  
LB Jack Lambert (2)  
CB J.T. Thomas (1)  
S Mike Wagner (2)

( ) denotes number of Pro Bowl selections

\* Did not play



**Steelers** in the Pro Bowl (Selections By Game)

**1978 4 Selections**

LB	Jack Ham (5)
RB	Franco Harris (6)
LB	Jack Lambert (3)
WR	Lynn Swann (2)

**1979 10 Selections**

CB	Mel Blount (3)
QB	Terry Bradshaw (2)
DT	Joe Greene (9)
DE	L.C. Greenwood (5)
LB	Jack Ham (6)
RB	Franco Harris (7)
LB	Jack Lambert (4)
S	Donnie Shell (1)
WR	Lynn Swann (3)
WR	Lynn Swann (3)
C	Mike Webster (1)

**1980 10 Selections**

CB	Mel Blount (4)
QB	Terry Bradshaw (3)*
DT	Joe Greene (10)
DE	L.C. Greenwood (6)
LB	Jack Ham (7)
RB	Franco Harris (8)
LB	Jack Lambert (5)
S	Donnie Shell (2)
WR	John Stallworth (1)
C	Mike Webster (2)

**1981 5 Selections**

LB	Jack Ham (8)
RB	Franco Harris (9)
LB	Jack Lambert (6)
S	Donnie Shell (3)
C	Mike Webster (3)

**1982 4 Selections**

CB	Mel Blount (5)
LB	Jack Lambert (7)
S	Donnie Shell (4)
C	Mike Webster (4)

**1983 5 Selections**

OT	Larry Brown (1)
LB	Jack Lambert (8)
S	Donnie Shell (5)
WR	John Stallworth (2)
C	Mike Webster (5)

**1984 3 Selections**

PK	Gary Anderson (1)
LB	Jack Lambert (9)
C	Mike Webster (6)

**1985 5 Selections**

LB	Robin Cole (1)
WR	Louis Lipps (1)
LB	Mike Merriweather (3)
WR	John Stallworth (3)
C	Mike Webster (7)

**1986 4 Selections**

PK	Gary Anderson (2)
WR	Louis Lipps (2)
LB	Mike Merriweather (2)
C	Mike Webster (8)

**1987 2 Selections**

LB	Mike Merriweather (3)
RB	Earnest Jackson (2)

**1988 1 Selection**

C	Mike Webster (9)
---	------------------

**1989 1 Selection**

OT	Tunch Ilkin (1)
----	-----------------

**1990 2 Selections**

OT	Tunch Ilkin (2)
KR	Rod Woodson (1)

**1991 2 Selections**

LB	David Little (1)
CB	Rod Woodson (2)

**1992 2 Selections**

LB	Greg Lloyd (1)
CB	Rod Woodson (3)

**1993 6 Selections**

C	Dermontti Dawson (1)
RB	Barry Foster (1)
G	Carlton Haselrig (1)
LB	Greg Lloyd (2)
QB	Neil O'Donnell (1)
CB	Rod Woodson (4)

**1994 6 Selections**

PK	Gary Anderson (3)
C	Dermontti Dawson (2)
RB	Barry Foster (2)*
TE	Eric Green (1)
LB	Greg Lloyd (3)
CB	Rod Woodson (5)

**1995 6 Selections**

C	Dermontti Dawson (3)
TE	Eric Green (2)
LB	Kevin Greene (2)
S	Carnell Lake (1)
LB	Greg Lloyd (4)
G	Duval Love (1)
CB	Rod Woodson (6)

**1996 5 Selections**

C	Dermontti Dawson (4)
LB	Kevin Greene (3)
S	Carnell Lake (2)
LB	Greg Lloyd (5)
WR	Yancey Thigpen (1)

**1997 6 Selections**

RB	Jerome Bettis (3)
LB	Chad Brown (1)
C	Dermontti Dawson (5)
LB	Levon Kirkland (1)
S	Carnell Lake (3)
CB	Rod Woodson (7)

**1998 6 Selections**

RB	Jerome Bettis (4)
C	Dermontti Dawson (6)
LB	Levon Kirkland (2)
S	Carnell Lake (4)
DT	Joel Steed (1)
WR	Yancey Thigpen (2)

**1999 1 Selection**


C	Dermontti Dawson (7)
---	----------------------

**2000 0 Selections**

None	
------	--

**2001 1 Selection**

LB	Jason Gildon (1)
----	------------------



( ) denotes number of Pro Bowl selections  
 \*Did not play

**Steelers** in the Pro Bowl (Selections By Game)

**2002 6 Selections**

- LB Kendrell Bell (1)
- RB Jerome Bettis (5)\*
- G Alan Faneca (1)
- LB Jason Gildon (2)
- QB Kordell Stewart (1)
- WR Hines Ward (1)

**2003 4 Selections**

- G Alan Faneca (2)
- LB Jason Gildon (3)
- LB Joey Porter (1)
- WR Hines Ward (2)

**2004 3 Selections**

- G Alan Faneca (3)
- DT Casey Hampton (1)
- WR Hines Ward (3)

**2005 9 Selections**

- RB Jerome Bettis (6)
- G Alan Faneca (4)
- LB James Farrior (1)
- C Jeff Hartings (1)
- S Troy Polamalu (1)
- LB Joey Porter (2)
- DE Aaron Smith (1)
- OT Marvel Smith (1)
- WR Hines Ward (4)

**2006 5 Selections**

- G Alan Faneca (5)
- DT Casey Hampton (2)
- C Jeff Hartings (2)
- S Troy Polamalu (2)
- LB Joey Porter (3)

**2007 4 Selections**

- G Alan Faneca (6)
- DT Casey Hampton (3)
- RB Willie Parker (1)
- S Troy Polamalu (3)

**2008 6 Selections**

- G Alan Faneca (7)
- DT Casey Hampton (4)
- LB James Harrison (1)
- RB Willie Parker (2)\*
- S Troy Polamalu (4)\*
- QB Ben Roethlisberger (1)

**2009 3 Selections**

- LB James Farrior (2)
- LB James Harrison (2)
- S Troy Polamalu (5)

**2010 4 Selections**

- DT Casey Hampton (5)
- LB James Harrison (3)
- TE Heath Miller (1)
- LB LaMarr Woodley (1)

**2011 4 Selections**

- DE Brett Keisel (1)
- S Troy Polamalu (6)
- C Maurkice Pouncey (1)
- LB James Harrison (4)



**2012 7 Selections**

- WR Antonio Brown (1)
- S Ryan Clark (1)
- LB James Harrison (5)
- S Troy Polamalu (7)\*
- C Maurkice Pouncey (2)\*
- QB Ben Roethlisberger (2)
- WR Mike Wallace (1)

**2013 2 Selections**

- TE Heath Miller (2)\*
- C Maurkice Pouncey (3)

**2014 2 Selections**

- WR Antonio Brown (2)
- S Troy Polamalu (8)

**2015 5 Selections**

- RB Le'Veon Bell (1)\*
- C Maurkice Pouncey (4)
- QB Ben Roethlisberger (3)\*
- LB Lawrence Timmons (1)
- WR Antonio Brown (3)

**2016 3 Selections**

- WR Antonio Brown (4)\*
- G David DeCastro (1)
- QB Ben Roethlisberger (4)\*

**2017 5 Selections**

- WR Antonio Brown (5)\*
- G David DeCastro (2)
- RB Le'Veon Bell (2)\*
- C Maurkice Pouncey (5)\*
- QB Ben Roethlisberger (5)\*

**2018 8 Selections**

- RB Le'Veon Bell (3)
- K Chris Boswell (1)**
- WR Antonio Brown (6)
- G David DeCastro (3)
- C Maurkice Pouncey (6)
- QB Ben Roethlisberger (6)
- LB Ryan Shazier (1)\*
- T Alejandro Villanueva (1)

**2019 6 Selections**

- WR Antonio Brown (7)\*
- RB James Conner (1)
- G David DeCastro (4)\*
- DT Cameron Heyward (1)**
- C Maurkice Pouncey (7)
- T Alejandro Villanueva (2)

**2020 5 Selections**

- G David DeCastro (5)\*
- S Minkah Fitzpatrick (1)**
- DT Cameron Heyward (2)**
- C Maurkice Pouncey (8)
- LB T.J. Watt (1)**

**2021 5 Selections\***

- G David DeCastro (6)
- S Minkah Fitzpatrick (2)**
- DT Cameron Heyward (3)**
- C Maurkice Pouncey (9)
- LB T.J. Watt (2)**

**2022 2 Selections\***

- DT Cameron Heyward (4)**
- LB T.J. Watt (3)**

(*) denotes number of Pro Bowl selections*

\*Did not play

\*2021 Pro Bowl was not played due to the COVID-19 pandemic

**Steelers** in the Pro Bowl (Alphabetical)

**A**

Anderson, Gary (3) 1984, 1986, 1994

**B**

Bailman, Gary (2) 1965, 1966

Bell, Kendrick (1) 2002

Bell, Le'Veon (3) 2015, 2017\*, 2018

Bettis, Jerome (4) 1997, 1998, 2002\*, 2005

Blount, Mel (5) 1976, 1977, 1979, 1980, 1982

**Boswell, Chris (1) 2018**

Bradshaw, Charlie (2) 1964, 1965

Bradshaw, Terry (3) 1976\*, 1979, 1980

Brown, Antonio (7) 2012, 2014, 2015, 2016\*, 2017\*, 2018, 2019\*

Brown, Chad (1) 1997

Brown, Larry (1) 1983

Butler, Jack (4) 1956, 1957, 1958, 1959

**C**

Cameron, Paul (1) 1955\*

Carpenter, Preston (1) 1963

Chandois, Lynn (2) 1953, 1954

Cherundolo, Chuck (2) Jan. 1942, Dec. 1942

Clark, Mike (1) 1967

Clark, Ryan (1) 2012

Cole, Robin (1) 1985

Condit, Merlyn (1) Dec. 1940

Conner, James (1) 2019

Coomer, Joe (1) Jan. 1942

**D**

Dawson, Dermontti (7) 1993, 1994, 1995, 1996, 1997, 1998, 1999

DeCastro, David (6) 2016, 2017, 2018, 2019\*, 2020, 2021\*

Derby, Dean (1) 1960

Dial, Buddy (2) 1962, 1964\*

Dodril, Dale (4) 1954, 1955, 1956, 1958

Dudley, Bill (1) Dec. 1942

**E**

Edwards, Glen (2) 1976, 1977

**F**

Fanecca, Alan (7) 2002, 2003, 2004, 2005, 2006, 2007, 2008

Farrior, James (2) 2005, 2009

Finks, Jim (1) 1953

**Fitzpatrick, Minkah (2) 2020, 2021\***

Foster, Barry (2) 1993, 1994\*

**G**

Gentry, Byron (2) 1939, Jan. 1940

Gerela, Roy (2) 1973, 1975

Geri, Joe (2) 1951, 1952

Gildon, Jason (3) 2001, 2002, 2003

Green, Eric (2) 1994, 1995

Greene, Joe (10) 1970, 1971, 1972, 1973, 1974, 1975, 1976, 1977, 1979, 1980

Greene, Kevin (2) 1995, 1996

Greenwood, L.C. (6) 1974, 1975, 1976, 1977, 1979, 1980

(/) denotes number of Pro Bowl selections

\*Did not play

\*2021 Pro Bowl was not played due to the COVID-19 pandemic

**H**

Ham, Jack (8) 1974\*, 1975, 1976, 1977, 1978, 1979, 1980\*, 1981

Hampton, Casey (5) 2004, 2006, 2007, 2008, 2010

Harris, Franco (9) 1973, 1974, 1975, 1976, 1977\*, 1978, 1979, 1980, 1981

**Harris, Najee (1) 2022**

Harrison, James (5) 2008, 2009, 2010, 2011\*, 2012

Hartings, Jeff (2) 2004, 2005

Haselrig, Carlton (1) 1993

**Heyward, Cameron (5) 2018, 2019, 2020 2021\*, 2022**

Hoak, Dick (1) 1968

Hughes, George (2) 1952, 1954

**I**

Illkin, Tunch (2) 1989, 1990

**J**

Jackson, Earnest (1) 1987

Jefferson, Roy (2) 1969, 1970

**Johnson, Dontae (1) 2022**

Johnson, John Henry (3) 1963, 1964, 1965

Jones, Art (1) Jan. 1942

**K**

Keisel, Brett (1) 2011\*

Keys, Brady (1) 1967

Kirkland, Levon (2) 1997, 1998

Krupa, Joe (1) 1964

**L**

Lake, Carnell (4) 1995, 1996, 1997, 1998

Lambert, Jack (9) 1976, 1977, 1978, 1979, 1980, 1981, 1982, 1983, 1984

Lattner, Johnny (1) 1955

Layne, Bobby (2) 1959\*, 1960

Lipps, Louis (2) 1985, 1986

Lipscomb, Gene (1) 1963

Little, David (1) 1991

Lloyd, Greg (5) 1992, 1993, 1994, 1995, 1996

Love, Duval (1) 1995

**M**

Mathews, Ray (2) 1953, 1956

Matuszak, Marv (1) 1954

McClairan, Jack (1) 1958

McGee, Ben (2) 1967, 1969

McPeak, Bill (3) 1953, 1954, 1957

Merriweather, Mike (3) 1985, 1986, 1987

Michaels, Lou (2) 1963, 1964

Miller, Heath (2) 2010, 2013\*

Morrall, Earl (1) 1958

**N**

Nickel, Elbie (3) 1953, 1954, 1957

Nisby, John (2) 1960, 1962

Nix, Roosevelt (1) 2018

Nutter, Buzz (1) 1963

**O**

O'Donnell, Neil (1) 1993

Orr, Jimmy (1) 1960

**P**

Parker, Willie (2) 2007, 2008\*

Polamalu, Troy (8) 2005, 2006, 2007, 2008\*, 2009, 2011\*, 2012\*, 2014\*

Porter, Joey (3) 2003, 2005, 2006

Pottios, Myron (3) 1962, 1964, 1965

Pouncey, Maurkice (9) 2011\*, 2012\*, 2013, 2015, 2017\*, 2018, 2019, 2020, 2021\*

**R**

Reger, John (3) 1960, 1961, 1962

Riffe, Dick (1) Jan. 1942

Roethlisberger, Ben (6) 2008, 2012, 2015\*, 2016\*, 2017\*, 2018

Rogel, Fran (1) 1957

Russell, Andy (7) 1969, 1971, 1972, 1973, 1974, 1975, 1976

**S**

Sandusky, Mike (1) 1961

Shanklin, Ron (1) 1974\*

Shazier, Ryan (2) 2017, 2018\*

Shell, Donnie (5) 1979, 1980, 1981, 1982, 1983

Shipkey, Jerry (3) 1951, 1952, 1953

Simington, Milt (1) Dec. 1942\*

Smith, Aaron (1) 2005

Smith, Marvel (1) 2005

Smith, Stu (1) 1939

Smith-Schuster, JuJu (1) 2019

Stallworth, John (3) 1980, 1983, 1984, 1985

Stautner, Ernie (9) 1953, 1954, 1956, 1957, 1958, 1959, 1960, 1961, 1962

Steed, Joel (1) 1998

Stewart, Kordell (1) 2002

Swann, Lynn (3) 1976, 1978, 1979

**T**

Thigpen, Yancey (2) 1996, 1998

Thomas, Clendon (1) 1964

Thomas, J.T. (1) 1977

Timmons, Lawrence (1) 2015

Tracy, Tom (2) 1959, 1961

**V**

Van Dyke, Bruce (1) 1974

Varrichione, Frank (4) 1956, 1958, 1959, 1961

Villaneuva, Alejandro (2) 2018, 2019

**W**

Wagner, Mike (2) 1976, 1977

Walden, Bobby (1) 1970

Wallace, Mike (1) 2012

Walsh, Bill (2) 1951, 1952

Ward, Hines (4) 2002, 2003, 2004, 2005

**Watt, T.J. (4) 2019, 2020, 2021\*, 2022**

Webster, Mike (9) 1979, 1980, 1981, 1982, 1983, 1984, 1985, 1986, 1988

White, Dwight (2) 1973, 1974

Woodley, LaMarr (1) 2010

Woodson, Marv (1) 1968

Woodson, Rod (7) 1990, 1991, 1992, 1993, 1994, 1995, 1997

Woudenberg, John (1) Dec. 1942

**Steelers** in the Pro Bowl (Total Appearances)

10	
Greene, Joe	1970, 1971, 1972, 1973, 1974, 1975, 1976, 1977, 1979, 1980

9	
Harris, Franco	1973, 1974, 1975, 1976, 1977*, 1978, 1979, 1980, 1981
Lambert, Jack	1976, 1977, 1978, 1979, 1980, 1981, 1982, 1983, 1984
Pouncey, Maurkice	2011*, 2012*, 2013, 2015, 2017*, 2018, 2019, 2020, 2021*
Stautner, Ernie	1953, 1954, 1956, 1957, 1958, 1959, 1960, 1961, 1962
Webster, Mike	1979, 1980, 1981, 1982, 1983, 1984, 1985, 1986, 1988

8	
Ham, Jack	1974*, 1975, 1976, 1977, 1978, 1979, 1980*, 1981
Polamalu, Troy	2005, 2006, 2007, 2008*, 2009, 2011*, 2012*, 2014*

7	
Brown, Antonio	2012, 2014, 2015, 2016*, 2017*, 2018, 2019*
Dawson, Dermontti	1993, 1994, 1995, 1996, 1997, 1998, 1999
Faneca, Alan	2002, 2003, 2004, 2005, 2006, 2007, 2008
Russell, Andy	1969, 1971, 1972, 1973, 1974, 1975, 1976
Woodson, Rod	1990, 1991, 1992, 1993, 1994, 1995, 1997

6	
DeCastro, David	2016, 2017, 2018, 2019*, 2020, 2021*
Greenwood, L.C.	1974, 1975, 1976, 1977, 1979, 1980
Roethlisberger, Ben	2008, 2012, 2015*, 2016*, 2017*, 2018

5	
Blount, Mel	1976, 1977, 1979, 1980, 1982
Hampton, Casey	2004, 2006, 2007, 2008, 2010
Harrison, James	2008, 2009, 2010, 2011*, 2012
<b>Heyward, Cameron</b>	<b>2018, 2019, 2020, 2021*, 2022</b>
Lloyd, Greg	1992, 1993, 1994, 1995, 1996
Shell, Donnie	1979, 1980, 1981, 1982, 1983

\*Did not play

\*2021 Pro Bowl was not played due to the COVID-19 pandemic

4	
Bettis, Jerome	1997, 1998, 2002*, 2005
Butler, Jack	1956, 1957, 1958, 1959
Dodril, Dale	1954, 1955, 1956, 1958
Lake, Carnell	1995, 1996, 1997, 1998
Stallworth, John	1980, 1983, 1984, 1985
Varrichione, Frank	1956, 1958, 1959, 1961
Ward, Hines	2002, 2003, 2004, 2005
<b>Watt, T.J.</b>	<b>2019, 2020, 2021*, 2022</b>

3	
Anderson, Gary	1984, 1986, 1994
Bell, Le'Veon	2015, 2017*, 2018
Bradshaw, Terry	1976*, 1979, 1980
Gildon, Jason	2001, 2002, 2003
Johnson, John Henry	1963, 1964, 1965
McPeak, Bill	1953, 1954, 1957
Merrifweather, Mike	1985, 1986, 1987
Nickel, Elbie	1953, 1954, 1957
Porter, Joey	2003, 2005, 2006
Pottios, Myron	1962, 1964, 1965
Reger, John	1960, 1961, 1962
Shipkey, Jerry	1951, 1952, 1953
Swann, Lynn	1976, 1978, 1979

2	
Ballman, Gary	1965, 1966
Bradshaw, Charlie	1964, 1965
Chandois, Lynn	1953, 1954
Cherundolo, Chuck	Jan. 1942, Dec. 1942
Dial, Buddy	1962, 1964*
Edwards, Glen	1976, 1977
Farrior, James	2005, 2009
<b>Fitzpatrick, Minkah</b>	<b>2020, 2021*</b>
Foster, Barry	1993, 1994*
Gentry, Byron	1939, Jan. 1940
Gerela, Roy	1973, 1975
Geri, Joe	1951, 1952
Green, Eric	1994, 1995
Greene, Kevin	1995, 1996
Hartings, Jeff	2004, 2005
Hughes, George	1952, 1954
Illkin, Tunch	1989, 1990
Jefferson, Roy	1969, 1970
Kirkland, Levon	1997, 1998
Layne, Bobby	1959*, 1960
Lipps, Louis	1985, 1986
Mathews, Ray	1953, 1956
McGee, Ben	1967, 1969
Michaels, Lou	1963, 1964
Miller, Heath	2010, 2013*
Nisby, John	1960, 1962
Parker, Willie	2007, 2008*
Shazier, Ryan	2017, 2018*
Thigpen, Yancey	1996, 1998
Tracy, Tom	1959, 1961
Villanueva, Alejandro	2018, 2019
Wagner, Mike	1976, 1977
Walsh, Bill	1951, 1952
White, Dwight	1973, 1974



1	
Bell, Kendrick	2002
<b>Boswell, Chris</b>	<b>2018</b>
Brown, Chad	1997
Brown, Larry	1983
Cameron, Paul	1955*
Carpenter, Preston	1963
Clark, Mike	1967
Clark, Ryan	2012
Cole, Robin	1985
Condit, Merlyn	Dec. 1940
Conner, James	2019
Coomer, Joe	Jan. 1942
Derby, Dean	1960
Dudley, Bill	Dec. 1942
Finks, Jim	1953
<b>Harris, Najee</b>	<b>2022</b>
Haselrig, Carlton	1993
Hoak, Dick	1968
Jackson, Earnest	1987
<b>Johnson, Dontae</b>	<b>2022</b>
Jones, Art	Jan. 1942
Keisel, Brett	2011*
Keys, Brady	1967
Krupa, Joe	1964
Lattner, Johnny	1955
Lipscomb, Gene	1963
Little, David	1991
Love, Duval	1995
Matuszak, Marv	1954
McClairan, Jack	1958
Morrall, Earl	1958
Nix, Roosevelt	2018
Nutter, Buzz	1963
O'Donnell, Neil	1993
Orr, Jimmy	1960
Riffle, Dick	Jan. 1942
Rogel, Fran	1957
Sandusky, Mike	1961
Shanklin, Ron	1974*
Simington, Milt	Dec. 1942*
Smith, Aaron	2005
Smith, Marvel	2005
Smith, Stu	1939
Smith-Schuster, JuJu	2019
Steed, Joel	1998
Stewart, Kordell	2002
Thomas, Clendon	1964
Thomas, J.T.	1977
Timmons, Lawrence	2015
Van Dyke, Bruce	1974
Walden, Bobby	1970
Wallace, Mike	2012
Woodley, LaMarr	2010
Woodson, Marvin	1968
Woudenberg, John	Dec. 1942

**Steelers** in the Pro Bowl (By Steelers' Draft Eligible Year)

**2021**

Harris, Najee	2022
---------------	------

**2019**

Johnson, Dontae	2022
-----------------	------

**2017**

Conner, James	2019
Smith-Schuster, JuJu	2019
Watt, T.J.	2019, 2020, 2021*, 2022

**2014**

Boswell, Chris	2018
Shazier, Ryan	2017, 2018*

**2013**

Bell, Le'Veon	2015, 2017*, 2018
---------------	-------------------

**2012**

DeCastro, David	2016, 2017, 2018, 2019*, 2020, 2021*
-----------------	--------------------------------------

**2011**

Heyward, Cameron	2018, 2019, 2020, 2021*, 2022
------------------	-------------------------------

**2010**

Brown, Antonio	2012, 2014, 2015, 2016*, 2017*, 2018, 2019*
Pouncey, Maurkice	2011*, 2012*, 2013, 2015, 2017*, 2018, 2019, 2020, 2021*
Villaneuva, Alejandro	2018, 2019

**2009**

Wallace, Mike	2012
---------------	------

**2007**

Timmons, Lawrence	2015
Woodley, LaMarr	2010

**2005**

Miller, Heath	2010, 2013*
---------------	-------------

**2004**

Parker, Willie	2007, 2008*
Roethlisberger, Ben	2008, 2012, 2015*, 2016*, 2017*, 2018



**NAJEE HARRIS**

**2003**

Polamalu, Troy	2005, 2006, 2007, 2008*, 2009, 2011*, 2012*, 2014*
----------------	--

**2002**

Harrison, James	2008, 2009, 2010, 2011*, 2012
Keisel, Brett	2011*

**2001**

Bell, Kendall	2002
Hampton, Casey	2004, 2006, 2007, 2008, 2010

**2000**

Smith, Marvel	2005
---------------	------

**1999**

Porter, Joey	2003, 2005, 2006
Smith, Aaron	2005

**1998**

Faneca, Alan	2002, 2003, 2004, 2005, 2006, 2007, 2008
Ward, Hines	2002, 2003, 2004, 2005

**1995**

Stewart, Kordell	2002
------------------	------

**1994**

Gildon, Jason	2001, 2002, 2003
---------------	------------------

**1993**

Brown, Chad	1997
-------------	------

**1992**

Kirkland, Levon	1997, 1998
Steed, Joel	1998

**1990**

Foster, Barry	1993, 1994*
Green, Eric	1994, 1995
O'Donnell, Neil	1993

**1989**

Haselrig, Carlton	1993
Lake, Carnell	1995, 1996, 1997, 1998

**1988**

Dawson, Dermontti	1993, 1994, 1995, 1996, 1997, 1998, 1999
-------------------	--

**1987**

Lloyd, Greg	1992, 1993, 1994, 1995, 1996
Woodson, Rod	1990, 1991, 1992, 1993, 1994, 1995, 1997

**1984**

Lipps, Louis	1985, 1986
--------------	------------

**1982**

Merriweather, Mike	1985, 1986, 1987
--------------------	------------------

**1981**

Little, David	1991
---------------	------


**1980**

Illkin, Tunch	1989, 1990
---------------	------------

**1977**

Cole, Robin	1985
-------------	------

**TROY POLAMALU**



**Steelers** in the Pro Bowl (By Steelers' Draft Eligible Year)**1974**

Lambert, Jack	1976, 1977, 1978, 1979, 1980, 1981, 1982, 1983, 1984
Shell, Donnie	1979, 1980, 1981, 1982, 1983
Stallworth, John	1980, 1983, 1984, 1985
Swann, Lynn	1976, 1978, 1979
Webster, Mike	1979, 1980, 1981, 1982, 1983, 1984, 1985, 1986, 1988

**1973**

Thomas, J.T.	1977
--------------	------

**1972**

Harris, Franco	1973, 1974, 1975, 1976, 1977*, 1978, 1979, 1980, 1981
----------------	---

**1971**

Brown, Larry	1983
Edwards, Glen	1976, 1977
Ham, Jack	1974*, 1975, 1976, 1977, 1978, 1979, 1980*, 1981
Wagner, Mike	1976, 1977
White, Dwight	1973, 1974

**1970**

Blount, Mel	1976, 1977, 1979, 1980, 1982
Bradshaw, Terry	1976*, 1979, 1980
Shanklin, Ron	1974*

**1969**

Greene, Joe	1970, 1971, 1972, 1973, 1974, 1975, 1976, 1977, 1979, 1980
Greenwood, L.C.	1974, 1975, 1976, 1977, 1979, 1980

**1965**

Jefferson, Roy	1969, 1970
----------------	------------

**1964**

McGee, Ben	1967, 1969
------------	------------

**1963**

Russell, Andy	1969, 1971, 1972, 1973, 1974, 1975, 1976
---------------	--

**1962**

Bailman, Gary	1965, 1966
---------------	------------

**1961**

Hoak, Dick	1968
Pottios, Myron	1962, 1964, 1965

**1960**

Keys, Brady	1967
-------------	------

**1956**

Krupa, Joe	1964
------------	------

**1955**

Reger, John	1960, 1961, 1962
Varrichione, Frank	1956, 1958, 1959, 1961

**1954**

Cameron, Paul	1955*
Lattner, Johnny	1955

**1953**

Johnson, John Henry	1963, 1964, 1965
Matuszak, Marv	1954
McClair, Jack	1958

**1951**

Butler, Jack	1956, 1957, 1958, 1959
Dodril, Dale	1954, 1955, 1956, 1958
Mathews, Ray	1953, 1956

**1950**

Chandois, Lynn	1953, 1954
Hughes, George	1952, 1954
Rogel, Fran	1957
Stautner, Ernie	1953, 1954, 1956, 1957, 1958, 1959, 1960, 1961, 1962

**DICK  
HOAK****1949**

Finks, Jim	1953
Geri, Joe	1951, 1952
Walsh, Bill	1951, 1952

**1948**

McPeak, Bill	1953, 1954, 1957
--------------	------------------

**1947**

Nickel, Elbie	1953, 1954, 1957
Shipkey, Jerry	1951, 1952, 1953

**1942**

Dudley, Bill	Dec. 1942
--------------	-----------

\*Did not play

\*2021 Pro Bowl was not played due to the COVID-19 pandemic



**Steelers** in the Pro Bowl (By Position)

**C**

Webster, Mike	1979, 1980, 1981, 1982, 1983, 1984, 1985, 1986, 1988
Pouncey, Maurkice	2011*, 2012*, 2013, 2015, 2017*, 2018, 2019, 2020, 2021*
Dawson, Dermontti	1993, 1994, 1995, 1996, 1997, 1998, 1999
Cherundolo, Chuck	Jan. 1942, Dec. 1942
Hartings, Jeff	2004, 2005
Walsh, Bill	1951, 1952
Nutter, Buzz	1963

**CB**

Blount, Mel	1976, 1977, 1979, 1980, 1982
Butler, Jack	1956, 1957, 1958, 1959
Derby, Dean	1960
Keys, Brady	1967
Thomas, Clendon	1964
Thomas, J.T.	1977
Cameron, Paul	1955*

**DE**

Greenwood, L.C.	1974, 1975, 1976, 1977, 1979, 1980
McPeak, Bill	1953, 1954, 1957
McGee, Ben	1967, 1969
Michaels, Lou	1963, 1964
White, Dwight	1973, 1974
Keisel, Brett	2011*
Smith, Aaron	2005

**DT**


Greene, Joe	1970, 1971, 1972, 1973, 1974, 1975, 1976, 1977, 1979, 1980
Stautner, Ernie	1953, 1954, 1956, 1957, 1958, 1959, 1960, 1961, 1962
<b>Heyward, Cameron</b>	<b>2018, 2019, 2020, 2021*, 2022</b>
Krupa, Joe	1964
Lipscomb, Gene	1963

**FB**

Johnson, John Henry	1963, 1964, 1965
Rogel, Fran	1957
Nix, Roosevelt	2018

**G**

Faneca, Alan	2002, 2003, 2004, 2005, 2006, 2007, 2008
DeCastro, David	2016, 2017, 2018, 2019*, 2020, 2021*
Gentry, Byron	1939, Jan. 1940
Hughes, George	1952, 1954
Nisby, John	1960, 1962
Haselrig, Carlton	1993
Love, Duval	1995
Sandusky, Mike	1961
Simington, Milt	Dec. 1942*
Van Dyke, Bruce	1974



**HB**

Mathews, Ray	1953, 1956
Tracy, Tom	1959, 1961
Condit, Merlyn	Dec. 1940
Dudley, Bill	Dec. 1942
Jones, Art	Jan. 1942
Lattner, Johnny	1955
Riffle, Dick	Jan. 1942

**K**

Anderson, Gary	1984, 1986, 1994
Gerela, Roy	1973, 1975
<b>Boswell, Chris</b>	<b>2018</b>
Clark, Mike	1967

**CB/KR**

Woodson, Rod	1990, 1991, 1992, 1993, 1994, 1995, 1997
--------------	--

**LB**

Lambert, Jack	1976, 1977, 1978, 1979, 1980, 1981, 1982, 1983, 1984
Ham, Jack	1974*, 1975, 1976, 1977, 1978, 1979, 1980*, 1981
Russell, Andy	1969, 1971, 1972, 1973, 1974, 1975, 1976
Harrison, James	2008, 2009, 2010, 2011*, 2012
Lloyd, Greg	1992, 1993, 1994, 1995, 1996
Dodril, Dale	1954, 1955, 1956, 1958

**Watt, T.J.**

<b>2019, 2020, 2021*, 2022</b>	
Gildon, Jason	2001, 2002, 2003
Merriweather, Mike	1985, 1986, 1987
Porter, Joey	2003, 2005, 2006
Pottios, Myron	1962, 1964, 1965
Reger, John	1960, 1961, 1962
Shipkey, Jerry	1951, 1952, 1953
Farrior, James	2005, 2009
Greene, Kevin	1995, 1996
Kirkland, Levon	1997, 1998
Shazier, Ryan	2017, 2018*
Bell, Kendrell	2002
Brown, Chad	1997
Cole, Robin	1985
Little, David	1991
Matuszak, Marv	1954
Timmons, Lawrence	2015
Woodley, LaMarr	2010

**Steelers** in the Pro Bowl (By Position)

**NT**

Steed, Joel	1998
-------------	------

**NT/DT**

Hampton, Casey	2004, 2006, 2007, 2008, 2010
----------------	------------------------------

**OT**

Varrichione, Frank	1956, 1958, 1959, 1961
Bradshaw, Charlie	1964, 1965
Illkin, Tunch	1989, 1990
Villaneuva, Alejandro	2018, 2019
Brown, Larry	1983
Smith, Marvel	2005

**P**

Walden, Bobby	1970
---------------	------

**QB**

Roethlisberger, Ben	2008, 2012, 2015*, 2016*, 2017*, 2018
Bradshaw, Terry	1976*, 1979, 1980
Layne, Bobby	1959*, 1960
Finks, Jim	1953
Morrall, Earl	1958
O'Donnell, Neil	1993
Smith, Stu	1939
Stewart, Kordell	2002

**RB**

Harris, Franco	1973, 1974, 1975, 1976, 1977*, 1978, 1979, 1980, 1981
Bettis, Jerome	1997, 1998, 2002*, 2005
Bell, Le'Veon	2015, 2017*, 2018
Chandois, Lynn	1953, 1954
Foster, Barry	1993, 1994*
Geri, Joe	1951, 1952
Parker, Willie	2007, 2008*
<b>Harris, Najee</b>	<b>2022</b>
Conner, James	2019
Hoak, Dick	1968
Jackson, Earnest	1987

**S**

Polamalu, Troy	2005, 2006, 2007, 2008*, 2009, 2011*, 2012*, 2014*
Shell, Donnie	1979, 1980, 1981, 1982, 1983
Lake, Carnell	1995, 1996, 1997, 1998
Edwards, Glen	1976, 1977
Wagner, Mike	1976, 1977
Clark, Ryan	2012
<b>Fitzpatrick, Minkah</b>	<b>2020, 2021*</b>
Woodson, Marv	1968

**T**

Woudenberg, John	Dec. 1942
------------------	-----------

**TE**

Nickel, Elbie	1953, 1954, 1957
Green, Eric	1994, 1995
Miller, Heath	2010, 2013*
Carpenter, Preston	1963
Coomer, Joe	Jan. 1942
McClair, Jack	1958

**WR**

Brown, Antonio	2012, 2014, 2015, 2016*, 2017*, 2018, 2019*
Ward, Hines	2002, 2003, 2004, 2005
Stallworth, John	1980, 1983, 1984, 1985
Swann, Lynn	1976, 1978, 1979
Ballman, Gary	1965, 1966
Dial, Buddy	1962, 1964*
Jefferson, Roy	1969, 1970
Lipps, Louis	1985, 1986
Thigpen, Yancey	1996, 1998
<b>Johnson, Diontae</b>	<b>2022</b>
Orr, Jimmy	1960
Shanklin, Ron	1974*
Smith-Schuster, JuJu	2019
Wallace, Mike	2012

\*Did not play

\*2021 Pro Bowl was not played due to the COVID-19 pandemic



**Consecutive Selections**

Jack Lambert	9
Franco Harris	9
Joe Greene	8
Mike Webster	8
Jack Ham	8
Ernie Stautner	7
Dermonti Dawson	7
Alan Faneca	7
Rod Woodson	6
Antonio Brown	6
Andy Russell	6
David DeCastro	6
Troy Polamalu	5
Donnie Shell	5
Greg Lloyd	5
James Harrison	5
Maurkice Pouncey	5
<b>Cameron Heyward</b>	<b>5</b>



**Steelers** in the Pro Bowl (By Steelers' Draft Round)

Round 1			
Greene, Joe	1970, 1971, 1972, 1973, 1974, 1975, 1976, 1977, 1979, 1980		
Harris, Franco	1973, 1974, 1975, 1976, 1977*, 1978, 1979, 1980, 1981		
Polamalu, Troy	2005, 2006, 2007, 2008*, 2009, 2011*, 2012*, 2014*		
Pouncey, Maurkice	2011*, 2012*, 2013, 2015, 2017*, 2018, 2019, 2020, 2021*		
Faneca, Alan	2002, 2003, 2004, 2005, 2006, 2007, 2008		
Woodson, Rod	1990, 1991, 1992, 1993, 1994, 1995, 1997		
Roethlisberger, Ben	2008, 2012, 2015*, 2016*, 2017*, 2018		
DeCastro, David	2016, 2017, 2018, 2019*, 2020, 2021*		
Hampton, Casey	2004, 2006, 2007, 2008, 2010		
<b>Heyward, Cameron</b>	<b>2018, 2019, 2020, 2021*, 2022</b>		
<b>Watt, T.J.</b>	<b>2019, 2020, 2020*, 2022</b>		
Varrichione, Frank	1956, 1958, 1959, 1961		
Bradshaw, Terry	1976*, 1979, 1980		
Swann, Lynn	1976, 1978, 1979		
Chandois, Lynn	1953, 1954		
Green, Eric	1994, 1995		
Lipps, Louis	1985, 1986		
Miller, Heath	2010, 2013*		
Shazier, Ryan	2017, 2018*		
<b>Harris, Najee</b>	<b>2022</b>		
Cole, Robin	1985		
Dudley, Bill	Dec. 1942		
Lattner, Johnny	1955		
Thomas, J.T.	1977		
Timmons, Lawrence	2015		
Woudenberg, John	Dec. 1942		
Round 2			
Lambert, Jack	1976, 1977, 1978, 1979, 1980, 1981, 1982, 1983, 1984		
Stautner, Ernie	1953, 1954, 1956, 1957, 1958, 1959, 1960, 1961, 1962		
Ham, Jack	1974*, 1975, 1976, 1977, 1978, 1979, 1980*, 1981		
Dawson, Dermontti	1993, 1994, 1995, 1996, 1997, 1998, 1999		
Lake, Carnell	1995, 1996, 1997, 1998		
Bell, Le'Veon	2015, 2017*, 2018		
Johnson, John Henry	1963, 1964, 1965		
Pottios, Myron	1962, 1964, 1965		
Jefferson, Roy	1969, 1970		
Kirkland, Levon	1997, 1998		
Bell, Kendrick	2002		
Brown, Chad	1997		
Krupa, Joe	1964		
Shanklin, Ron	1974*		
Smith, Marvel	2005		
Smith-Schuster, JuJu	2019		
Stewart, Kordell	2002		
Woodley, LaMarr	2010		

\*Did not play

\*2021 Pro Bowl was not played due to the COVID-19 pandemic

Round 3			
Blount, Mel	1976, 1977, 1979, 1980, 1982		
Ward, Hines	2002, 2003, 2004, 2005		
Gildon, Jason	2001, 2002, 2003		
Merrifweather, Mike	1985, 1986, 1987		
Porter, Joey	2003, 2005, 2006		
Hughes, George	1952, 1954		
Walsh, Bill	1951, 1952		
<b>Johnson, Dontae</b>	<b>2022</b>		
Conner, James	2019		
Matuszak, Marv	1954		
O'Donnell, Neil	1993		
Steed, Joel	1998		
Wallace, Mike	2012		

Round 4			
Stallworth, John	1980, 1983, 1984, 1985		
Geri, Joe	1951, 1952		
McGee, Ben	1967, 1969		
White, Dwight	1973, 1974		
Smith, Aaron	2005		

Round 5			
Webster, Mike	1979, 1980, 1981, 1982, 1983, 1984, 1985, 1986, 1988		
Foster, Barry	1993, 1994*		
Brown, Larry	1983		

Round 6			
Brown, Antonio	2012, 2014, 2015, 2016*, 2017*, 2018, 2019*		
Lloyd, Greg	1992, 1993, 1994, 1995, 1996		
Dodril, Dale	1954, 1955, 1956, 1958		
Shipkey, Jerry	1951, 1952, 1953		
Illkin, Tunch	1989, 1990		

Round 7			
Mathews, Ray	1953, 1956		
Hoak, Dick	1968		
Keisel, Brett	2011*		
Little, David	1991		

Round 8			
Ballman, Gary	1965, 1966		
Cameron, Paul	1955*		
Rogel, Fran	1957		

Round 10			
Greenwood, L.C.	1974, 1975, 1976, 1977, 1979, 1980		

Round 11			
Wagner, Mike	1976, 1977		

Round 12			
Finks, Jim	1953		
Haselrig, Carlton	1993		

Round 14	
Keys, Brady	1967

Round 16	
Russell, Andy	1969, 1971, 1972, 1973, 1974, 1975, 1976
McPeak, Bill	1953, 1954, 1957

Round 17	
Nickel, Elbie	1953, 1954, 1957

Round 26	
McClair, Jack	1958

UDFA	
Harrison, James	2008, 2009, 2010, 2011*, 2012
Shell, Donnie	1979, 1980, 1981, 1982, 1983
Butler, Jack	1956, 1957, 1958, 1959
Reger, John	1960, 1961, 1962
Edwards, Glen	1976, 1977
Parker, Willie	2007, 2008*
Villaneuva, Alejandro	2018, 2019
<b>Boswell, Chris</b>	<b>2018</b>
Clark, Mike	1967
Smith, Stu	1939
Gentry, Byron	1939, Jan. 1940



**DAVID DECASTRO**

Steelers All-Pro

**2021**

Heyward, Cameron, <b>DT</b>	AP-1st	FW-1st
Watt, T.J., <b>LB</b>	AP-1st, SN-1st	FW-1st

**2020**

Fitzpatrick, Minkah, <b>S</b>	AP-1st SN-1st	FW-1st
Heyward, Cameron, <b>DT</b>	AP-2nd	
Watt, T.J., <b>LB</b>	AP-1st, SN-1st	FW-2nd

**2019**

Fitzpatrick, Minkah, <b>S</b>	AP-1st SN-1st	FW-1st
Heyward, Cameron, <b>DT</b>	AP-1st SN-1st	FW-1st
Johnson, Dontae, <b>PR</b>	AP-2nd	
Watt, T.J., <b>LB</b>	AP-1st, NS-1st	FW-1st, AP-2nd

**2018**

Pouncey, Maurkice, <b>C</b>	AP-2nd	
-----------------------------	--------	--

**2017**

Bell, Le'Veon, <b>RB</b>	AP-1st, FW-1st	AP-2nd, SN-1st
Brown, Antonio, <b>WR</b>	AP-1st, PFF-1st	FW-1st, SN-1st
DeCastro, David, <b>G</b>	AP-1st, PFF-1st	FW-1st, SN-1st
Heyward, Cameron, <b>DT</b>	AP-1st	

**2016**

Bell, Le'Veon, <b>RB</b>	AP-2nd	
Brown, Antonio, <b>WR</b>	AP-1st, PFF-2nd	FW-1st, SN-1st
DeCastro, David, <b>G</b>	AP-2nd	

**2015**

Brown, Antonio, <b>WR</b>	AP-1st, PFF-1st	FW-1st, SN-1st
DeCastro, David, <b>G</b>	AP-1st	

**2014**

Bell, Le'Veon, <b>RB</b>	AP-1st, PFF-1st	FW-1st, SN-1st
Brown, Antonio, <b>WR</b>	AP-1st, PFF-1st	FW-1st, SN-1st
Pouncey, Maurkice, <b>C</b>	AP-1st	
Roethlisberger, Ben, <b>QB</b>	PFF-2nd	
Timmons, Lawrence, <b>LB</b>	AP-2nd	

**2013**

Brown, Antonio, <b>WR</b>	AP-2nd, PFF-1st	
---------------------------	-----------------	--

**2012**

Pouncey, Maurkice, <b>C</b>	AP-2nd, SN-1st	
-----------------------------	----------------	--

**2011**

Polamalu, Troy, <b>S</b>	AP-1st, PFF-1st	FW-1st, SN-1st
Pouncey, Maurkice, <b>C</b>	AP-1st	FW-1st

**2010**

Harrison, James, <b>LB</b>	AP-1st, PFF-1st	FW-1st, SN-1st
Polamalu, Troy, <b>S</b>	AP-1st, PFF-2nd	FW-1st, SN-1st
Pouncey, Maurkice, <b>C</b>	AP-2nd	
Timmons, Lawrence, <b>LB</b>	PFF-1st	

**2009**

Harrison, James, <b>LB</b>	AP-2nd, PFF-2nd	SN-2nd
Logan, Stefan, <b>Ret.</b>		
Woodley, LaMarr, <b>LB</b>	PFF-1st	AP-2nd

**2008**

Farrior, James, <b>LB</b>	AP-2nd	
Harrison, James, <b>LB</b>	AP-1st, SN-1st	FW-1st
Polamalu, Troy, <b>S</b>	AP-1st, SN-1st	FW-1st

**2007**

Faneca, Alan, <b>G</b>	AP-1st	
Harrison, James, <b>LB</b>	AP-2nd	
Polamalu, Troy, <b>S</b>	AP-2nd	

**2006**

Faneca, Alan, <b>G</b>	AP-1st	FW-1st
------------------------	--------	--------

**2005**

Faneca, Alan, <b>G</b>	AP-1st, SN-1st	FW-1st
Polamalu, Troy, <b>S</b>	AP-1st, SN-1st	FW-1st
Porter, Joey, <b>LB</b>	AP-2nd	
Randle El, Antwaan, <b>WR</b>	FW-1st	

**2004**

Farrior, James, <b>LB</b>	AP-1st, SN-1st	FW-1st
Faneca, Alan, <b>G</b>	AP-1st, SN-1st	FW-1st
Hartings, Jeff, <b>C</b>	AP-1st, SN-1st	SN-1st
Polamalu, Troy, <b>S</b>	AP-2nd	
Porter, Joey, <b>LB</b>	AP-2nd	
Ward, Hines, <b>WR</b>	AP-2nd	

**2003**

Faneca, Alan, <b>G</b>	AP-2nd	
Ward, Hines, <b>WR</b>	AP-2nd	

**2002**

Faneca, Alan, <b>G</b>	AP-1st, SN-1st	FW-1st
Porter, Joey, <b>LB</b>	AP-1st, SN-1st	FW-1st
Ward, Hines, <b>WR</b>	AP-2nd	

**2001**

Bell, Kendall, <b>LB</b>	AP-2nd	
Faneca, Alan, <b>G</b>	AP-1st, SN-1st	FW-1st
Gildon, Jason, <b>LB</b>	AP-1st	FW-1st
Hartings, Jeff, <b>C</b>	AP-2nd	

**1998**

Dawson, Dermontti, <b>C</b>	AP-1st, SN-1st	FW-1st
-----------------------------	----------------	--------

**1997**

Bettis, Jerome, <b>RB</b>	AP-2nd	
Dawson, Dermontti, <b>C</b>	AP-1st, SN-1st	FW-1st
Kirkland, Levon, <b>LB</b>	AP-1st, SN-1st	FW-1st
Lake, Carnell, <b>S</b>	AP-1st, SN-1st	FW-1st
Thigpen, Yancy, <b>WR</b>	AP-2nd	

**1996**

Bettis, Jerome, <b>RB</b>	AP-1st	
Brown, Chad, <b>LB</b>	AP-1st, SN-1st	FW-1st
Dawson, Dermontti, <b>C</b>	AP-1st, SN-1st	FW-1st
Kirkland, Levon, <b>LB</b>	AP-2nd	

**1995**

Dawson, Dermontti, <b>C</b>	AP-1st, SN-1st	FW-1st
Lake, Carnell, <b>S</b>	AP-2nd	
Lloyd, Greg, <b>LB</b>	AP-1st, SN-1st	FW-1st

**1994**

Dawson, Dermontti, <b>C</b>	AP-1st, SN-1st	FW-1st
Greene, Kevin, <b>LB</b>	AP-1st, SN-1st	FW-1st
Lake, Carnell, <b>S</b>	AP-2nd	
Lloyd, Greg, <b>LB</b>	AP-1st, SN-1st	FW-1st
Woodson, Rod, <b>CB/PR</b>	AP-1st, SN-1st	FW-1st

**1993**

Dawson, Dermontti, <b>C</b>	AP-1st	
Lloyd, Greg, <b>LB</b>	AP-1st	FW-1st
Woodson, Rod, <b>CB/PR</b>	AP-1st, SN-1st	FW-1st

**1992**

Foster, Barry, <b>RB</b>	AP-1st, NEA-1st	FW-1st, SN-1st
Lake, Carnell, <b>S</b>	NEA-2nd	
Woodson, Rod, <b>CB/PR</b>	AP-1st, NEA-1st	FW-1st, SN-1st

**1991**

Woodson, Rod, <b>CB/PR</b>	NEA-2nd	
----------------------------	---------	--

**1990**

Woodson, Rod, <b>CB/PR</b>	AP-1st, NEA-1st	FW-1st, PFW-1st, SN-1st
----------------------------	-----------------	-------------------------

**1989**

Woodson, Rod, <b>CB/PR</b>	AP-1st, PFW-1st	FW-1st, SN-1st
----------------------------	-----------------	----------------

**1987**

Woodson, Rod, <b>CB/PR</b>	NEA-1st	
----------------------------	---------	--

**1985**

Anderson, Gary, <b>K</b>	FW-1st	
Lipps, Louis, <b>WR/PR</b>	AP-2nd, NEA-1st	FW-1st
Merriweather, Mike, <b>LB</b>	NEA-2nd	

**1984**

Dunn, Gary, <b>NT</b>	NEA-2nd	
Lipps, Louis, <b>PR/WR</b>	AP-2nd, PFW-1st	FW-1st
Merriweather, Mike, <b>LB</b>	NEA-2nd, PFW-1st	
Stallworth, John, <b>WR</b>	NEA-2nd	
Webster, Mike, <b>C</b>	AP-2nd	

**1983**

Anderson, Gary, <b>K</b>	AP-1st	
Lambert, Jack, <b>LB</b>	AP-1st, SN-1st	FW-1st
Webster, Mike, <b>C</b>	AP-1st, SN-1st	FW-1st, PFW-1st, SN-1st

## Steelers All-Pro

## 1981

Blount, Mel, <b>CB</b>	AP-1st, FW-1st
Lambert, Jack, <b>LB</b>	AP-1st, FW-1st NEA-1st, PFW-1st, SN-1st
Shell, Donnie, <b>SS</b>	AP-2nd
Webster, Mike, <b>C</b>	AP-1st, FW-1st NEA-1st, PFW-1st,

## 1980

Ham, Jack, <b>LB</b>	NEA-2nd
Lambert, Jack, <b>LB</b>	AP-1st, FW-1st NEA-1st, PFW-1st
Shell, Donnie, <b>S</b>	AP-1st, FW-1st NEA-1st, SN-1st
Webster, Mike, <b>C</b>	AP-1st, FW-1st NEA-1st, PFW-1st, SN-1st

## 1979

Blount, Mel, <b>CB</b>	AP-2nd, NEA-2nd
Bradshaw, Terry, <b>QB</b>	NEA-2nd
Greene, Joe, <b>DT</b>	FW-1st, NEA-2nd
Ham, Jack, <b>LB</b>	AP-1st, FW-1st NEA-1st, PFW-1st
Harris, Franco, <b>FB</b>	NEA-2nd
Kolb, Jon, <b>OT</b>	NEA-1st
Lambert, Jack, <b>LB</b>	AP-1st, NEA-1st PFW-1st
Mullins, Gerry, <b>G</b>	NEA-2nd
Shell, Donnie, <b>SS</b>	AP-1st, NEA-1st PFW-1st
Stallworth, John, <b>WR</b>	AP-1st, FW-1st NEA-1st, PFW-1st
Webster, Mike, <b>C</b>	AP-1st, FW-1st NEA-1st, PFW-1st

## 1978

Blount, Mel, <b>CB</b>	AP-2nd
Bradshaw, Terry, <b>QB</b>	AP-1st, FW-1st NEA-2nd, PFW-1st
Ham, Jack, <b>LB</b>	AP-1st, FW-1st NEA-1st, PFW-1st
Harris, Franco, <b>FB</b>	NEA-2nd
Lambert, Jack, <b>LB</b>	NEA-2nd
Shell, Donnie, <b>SS</b>	NEA-2nd
Swann, Lynn, <b>WR</b>	AP-1st, FW-1st NEA-1st, PFW-1st
Webster, Mike, <b>C</b>	AP-1st, FW-1st NEA-1st, PFW-1st

## 1977

Blount, Mel, <b>CB</b>	NEA-1st
Greene, Joe, <b>DT</b>	AP-1st
Ham, Jack, <b>LB</b>	AP-1st, FW-1st NEA-1st, PFW-1st
Harris, Franco, <b>FB</b>	AP-1st, FW-1st NEA-1st, PFW-1st
Swann, Lynn, <b>WR</b>	AP-2nd, PFW-1st

## 1976

Mel Blount, <b>CB</b>	NEA-2nd, PFW-1st
Glen Edwards, <b>FS</b>	AP-2nd, NEA-2nd
Joe Greene, <b>DT</b>	AP-2nd
Jack Ham, <b>LB</b>	AP-1st, FW-1st NEA-1st, PFW-1st
Franco Harris, <b>FB</b>	FW-2nd, NEA-2nd
Jack Lambert, <b>LB</b>	AP-1st, FW-1st NEA-1st, PFW-1st
Mike Wagner, <b>SS</b>	AP-2nd

## 1975

Blount, Mel, <b>CB</b>	AP-1st, FW-1st NEA-1st, PFW-1st
Greene, Joe, <b>DT</b>	AP-2nd, FW-2nd NEA-2nd
Greenwood, L.C., <b>DE</b>	AP-1st, FW-1st NEA-1st, PFW-1st
Ham, Jack, <b>LB</b>	AP-1st, FW-1st NEA-1st, PFW-1st
Harris, Franco, <b>FB</b>	AP-2nd, FW-2nd NEA-2nd
Lambert, Jack, <b>MLB</b>	AP-2nd, FW-1st PFW-1st
Russell, Andy, <b>LB</b>	FW-1st
Swann, Lynn, <b>WR</b>	AP-2nd, FW-1st NEA-2nd
White, Dwight, <b>DE</b>	FW-2nd

## 1974

Gerela, Roy, <b>K</b>	AP-2nd, FW-2nd NEA-2nd
Greene, Joe, <b>DT</b>	AP-1st, FW-1st NEA-1st, PFW-1st
Greenwood, L.C., <b>DE</b>	AP-1st, FW-1st NEA-2nd, PFW-1st
Ham, Jack, <b>LB</b>	AP-1st, FW-1st NEA-1st, PFW-1st
Holmes, Ernie, <b>DT</b>	NEA-2nd

## 1973

Gerela, Roy, <b>K</b>	FW-2nd, NEA-2nd AP-2nd
Greene, Joe, <b>DT</b>	AP-1st, FW-1st NEA-1st, PFW-1st
Ham, Jack, <b>LB</b>	FW-2nd, NEA-2nd
Wagner, Mike, <b>SS</b>	PFW-1st

## 1972

Gerela, Roy, <b>K</b>	AP-2nd, FW-2nd NEA-2nd
Greene, Joe, <b>DT</b>	AP-1st, FW-1st NEA-1st, PFW-1st
Ham, Jack, <b>LB</b>	FW-2nd
Harris, Franco, <b>RB</b>	AP-2nd, NEA-2nd
Russell, Andy, <b>LB</b>	AP-2nd, FW-2nd NEA-2nd
Van Dyke, Bruce, <b>RG</b>	FW-2nd

## 1971

Greene, Joe, <b>DT</b>	FW-2nd, NEA-2nd
------------------------	-----------------

## 1970

Russell, Andy, <b>LB</b>	NEA-2nd
--------------------------	---------

## 1969

Jefferson, Roy, <b>SE</b>	AP-1st, NEA-1st NYDN-1st,
UPI-1st	

## 1968

Jefferson, Roy, <b>SE</b>	AP-2nd, NEA-2nd UPI-2nd
Russell, Andy, <b>LB</b>	UPI-2nd

## 1966

Thomas, Clendon, <b>LS</b>	NYDN-2nd
----------------------------	----------

## 1964

Baker, John, <b>DE</b>	NYDN-2nd
Bradshaw, Charlie, <b>OT</b>	NEA-2nd NYDN-2nd, UPI-2nd

## 1963

Pottios, Myron, <b>LB</b>	AP-2nd, NEA-1st
Thomas, Clendon, <b>LS</b>	AP-2nd NYDN-2nd
Bradshaw, Charlie, <b>OT</b>	AP-2nd NYDN-2nd, UPI-2nd
Dial, Buddy, <b>SE</b>	UPI-2nd

## 1962

Johnson, John Henry, <b>FB</b>	AP-2nd NEA-2nd, UPI-2nd
Michaels, Lou, <b>T</b>	UPI-2nd
Nutter, Buzz, <b>C</b>	NEA-2nd
Sandusky, Mike, <b>LG</b>	UPI-2nd
Thomas, Clendon, <b>LS</b>	UPI-2nd

## 1961

Dial, Buddy, <b>SE</b>	NYDN-2nd
Lipscomb, Gene, <b>DT</b>	NEA-1st
Nisby, John, <b>RG</b>	NEA-2nd
Reger, John, <b>LB</b>	NEA-2nd, NYDN-2nd
Sample, Johnny, <b>KR/LCB/PR</b>	NEA-2nd NYDN-1st, UPI-1st

## 1960

Reger, John, <b>RLB</b>	NEA-2nd, UPI-2nd
Stautner, Ernie, <b>DT</b>	NEA-2nd
Tracy, Tom, <b>HB</b>	AP-2nd, NEA-2nd NYDN-2nd

## 1959

Butler, Jack, <b>DH</b>	AP-1st, NYDN-1st UPI-1st
Derby, Dean, <b>DH</b>	AP-2nd, NYDN-1st UPI-1st
Layne, Bobby, <b>QB</b>	AP-2nd
Orr, Jimmy, <b>RE</b>	AP-2nd
Reger, John, <b>LB</b>	AP-2nd, NYDN-2nd
Stautner, Ernie, <b>DE</b>	NEA-1st NYDN-2nd, UPI-2nd
Tarasovic, George, <b>DE</b>	UPI-2nd
Varrichione, Frank, <b>RT</b>	NYDN-2nd

## 1958

Butler, Jack, <b>RS</b>	AP-1st, NEA-1st NYDN-1st,
UPI-1st	
Layne, Bobby, <b>QB</b>	AP-2nd, NEA-2nd NYDN-2nd, UPI-2nd
Orr, Jimmy, <b>LE</b>	AP-2nd, UPI-2nd
Stautner, Ernie, <b>DE</b>	AP-1st, NEA-2nd NYDN-2nd, UPI-1st
Varrichione, Frank, <b>RT</b>	NYDN-2nd

## 1957

Butler, Jack, <b>RS</b>	AP-1st, NEA-1st NYDN-1st, UPI-1st
Stautner, Ernie, <b>DE</b>	AP-2nd, NYDN-2nd

Steelers All-Pro

1956

Butler, Jack, <b>RS</b>	AP-2nd, NEA-2nd
Dodrill, Dale, <b>MG</b>	NEA-2nd
	NYDN-2nd, UPI-2nd
Stautner, Ernie, <b>DT</b>	AP-2nd, NEA-1st
	UPI-1st

1955

Dodrill, Dale, <b>MG</b>	AP-2nd, NEA-1st
	NYDN-1st, SN-1st,
	UPI-1st
Stautner, Ernie, <b>RG</b>	NYDN-2nd, SN-1st

1954

Dodrill, Dale, <b>MG</b>	AP-1st, NYDN-2nd
	UPI-2nd
Stautner, Ernie, <b>RG</b>	AP-2nd, NYDN-2nd
	UPI-2nd
Walsh, Bill, <b>C</b>	AP-1st, NYDN-2nd
	UPI-1st

1953

Dodrill, Dale, <b>MG</b>	UPI-1st
McPeak, Bill, <b>DE</b>	UPI-2nd
Stautner, Ernie, <b>DT</b>	NYDN-2nd, UPI-2nd

1952

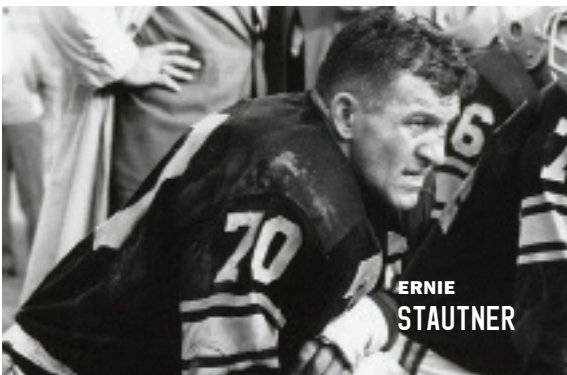
Dodrill, Dale, <b>MG</b>	AP-2nd
Mathews, Ray, <b>LH</b>	NYDN-2nd, UPI-2nd
Shipkey, Jerry, <b>LB</b>	AP-1st, NYDN-1st
	UPI-2nd
Stautner, Ernie, <b>DT</b>	AP-2nd, UPI-2nd
Walsh, Bill, <b>C</b>	UPI-1st

1951

Geri, Joe, <b>TB</b>	NYDN-2nd, UPI 2nd
Shipkey, Jerry, <b>LB</b>	AP-1st, NYDN-2nd

1949

Hogan, Darrell, <b>LB</b>	INS-1st All-NFL/AAFC
Walsh, Bill, <b>C</b>	NYDN-2nd



1947

Cherundolo, Chuck, <b>C</b>	UPI-2nd
Clement, Johnny, <b>TB</b>	AP-2nd, PFI-2nd
	UPI-2nd
Jansante, Val, <b>LE</b>	NYDN-1st, UPI-2nd
Mehelich, Charley, <b>DE</b>	CHA-1st
Moore, Red, <b>LG</b>	UPI-1st

1946

Dudley, Bill, <b>TB</b>	CHA-1st All-NFL/AAFC
	AP-2nd, PFI-1st
	NYDN-1st, UPI-1st

1942

Cherundolo, Chuck, <b>C</b>	AP-2nd, INS-2nd
	NFL-2nd, NYDN-2nd
Dudley, Bill, <b>TB</b>	AP-1st, INS-1st
	NFL-1st, NYDN-1st
Simington, Miit, <b>RG</b>	NYDN-1st, INS-2nd

1941

Jones, Art, <b>WB</b>	AP-2nd
-----------------------	--------

1939

Gentry, Byron, <b>LG</b>	INS-1st
--------------------------	---------

1938

Basrak, Mike, <b>C</b>	INS-2nd
Gentry, Byron, <b>LG</b>	UPI-1st
White, Whizzer, <b>TB</b>	CEM-1st, FW-1st
	INS-1st, NFL-2nd
	NYDN-2nd, UPI-1st

1937

Basrak, Mike, <b>C</b>	UPI-1st, INS-2nd
Gildea, Johnny, <b>TB</b>	INS-2nd
Karcis, Bull, <b>FB</b>	NYDN-2nd

1936

Niccolai, Armand, <b>RT</b>	UPI-2nd
Rado, George, <b>LG</b>	CEM-1st, CDN-2nd

1935

Niccolai, Armand, <b>RT</b>	UPI-2nd
	GBPG-3rd

1934

Oehler, Cap, <b>C</b>	CDN-2nd
-----------------------	---------

NFL All-Pro Team History

AP, Associated Press	1940-present
CEM, Collyer's Eye Magazine	1923-26
Collyer's Eye and The Baseball World Magazine;	1929-41
FW, Pro Football Writers of America	1938-40, 1966-present
(in conjunction with Pro Football Weekly from 1992-2012)	
GBPG, Green Bay Press-Gazette	1923-31, 1933-35
CHA, Chicago Herald-American	1939-41, 1943, 1945-48
INS, International News Service	1937-40, 1942-45, 1949
NEA, Newspaper Enterprise Association	1954-92
NFL, Official NFL Recognition	1931-42
PFW, Pro Football Weekly	1968-84, 1986-91
(FW selections, 1992-2012)	
SN, The Sporting News	1948, 1954-81, 1983-present
UPI, United Press International	1958-96

DARRELL HOGAN

**Steelers** First Team All-Pro (By Selections)



**6**

Jack Lambert, <b>LB</b>	1976, 1979, 1980 1981, 1982, 1983
Jack Ham, <b>LB</b>	1974, 1975, 1976 1977, 1978, 1979
Dermontti Dawson, <b>C-G</b>	1993, 1994, 1995 1996, 1997, 1998
Alan Faneca, <b>G-T</b>	2001, 2002, 2004 2005, 2006, 2007

**5**

Mike Webster, <b>C-G</b>	1978, 1979 1980, 1981, 1983
Rod Woodson, <b>DB</b>	1989, 1990 1992, 1993, 1994

**4**

Joe Greene, <b>DT</b>	1972, 1973 1974, 1977
Troy Polamalu, <b>DB</b>	2005, 2008 2010, 2011
Antonio Brown, <b>WR</b>	2014, 2015 2016, 2017

**3**

Donnie Shell, <b>DB</b>	1979, 1980, 1982
Greg Lloyd, <b>LB</b>	1993, 1994, 1995
Jack Butler, <b>DB</b>	1957, 1958, 1959
Cameron Heyward, <b>DE</b>	2017, 2019, 2022
T.J. Watt, <b>OLB</b>	2019, 2020, 2022

**2**

Maurkice Pouncey, <b>C</b>	2011, 2014
L.C. Greenwood, <b>DE</b>	1974, 1975
Mel Blount, <b>DB</b>	1975, 1981
James Harrison, <b>ROLB</b>	2008, 2010
David DeCastro, <b>G</b>	2015, 2017
Jerry Shipkey, <b>LB-FB-DB</b>	1951, 1952
Le'Veon Bell, <b>RB</b>	2014, 2017
Minkah Fitzpatrick, <b>FS</b>	2019, 2020

**1**

Franco Harris, <b>RB</b>	1977
Ernie Stautner, <b>DT-DE-G</b>	1958
Carnell Lake, <b>DB</b>	1997
Jerome Bettis, <b>RB</b>	1996
Dale Dodrill, <b>MG-LB</b>	1954
John Stallworth, <b>WR</b>	1979
Jason Gildon, <b>LB</b>	2001
Lynn Swann, <b>WR</b>	1978
Terry Bradshaw, <b>QB</b>	1978
Joey Porter, <b>LB</b>	2002
Roy Jefferson, <b>WR-SE</b>	1969
Byron Gentry, <b>G</b>	1938
Bill Walsh, <b>C</b>	1954
James Farrior, <b>LB</b>	2004
Barry Foster, <b>RB</b>	1992
Kevin Greene, <b>LB-DE</b>	1994
Levon Kirkland, <b>LB</b>	1997
Joe Geri, <b>TB-HB</b>	1950
Jeff Hartings, <b>C-G</b>	2004
Bill Dudley, <b>HB-TB-QB</b>	1942
Chad Brown, <b>LB</b>	1996
Whizzer White, <b>TB-HB</b>	1938
Mike Basrak, <b>C</b>	1937

## Steelers Honors &amp; Awards (2000-Present)

## 2000

RB <b>Jerome Bettis</b>
Steelers MVP Pro Football Writers' "The Chief Award"
K <b>Kris Brown</b>
AFC Special Teams Player of the Week (Week 8)
LB <b>Jason Gildon</b>
AFC Defensive Player of the Week (Week 13), Selected to the Pro Bowl
LB <b>Joey Porter</b>
AFC Defensive Player of the Month (October)
C <b>Dermontti Dawson</b>
Ed Block Courage Award
FB <b>Dan Kreider</b>
Joe Greene Great Performance Award
CB <b>Hank Poteat</b>
Pro Football Weekly All-Rookie Team (Punt-Returner)

## 2001

HEAD COACH <b>Bill Cowher</b>
The Football News AFC Coach of the Year
ASSISTANT COACH <b>Mike Mularkey</b>
PFW/PFWA Assistant Coach of the Year
RB <b>Jerome Bettis</b>
Walter Payton NFL Man of the Year, AFC Offensive Player of the Month (October), Miller Lite Steelers Man of the Year, Selected to the Pro Bowl
OG <b>Alan Faneca</b>
Associated Press All-Pro First Team, Selected to the Pro Bowl
QB <b>Kordell Stewart</b>
Steelers MVP, PFW/PFWA Most Improved Player of the Year, AFC Offensive Player of the Week (Week 14), Miller Lite NFL Player of the Week (Week 14), AFC Offensive Player of the Month (December), Selected to the Pro Bowl
LB <b>Joey Porter</b>
AFC Defensive Player of the Week (Week 6)
LB <b>Kendrell Bell</b>
NFL Defensive Rookie of the Year, NFL Defensive Rookie of the Month (October), NFL Defensive Rookie of the Month (November), Associated Press All-Pro Second Team, <i>Sporting News</i> Defensive Rookie of the Year, <i>The Football News</i> Defensive Rookie of the Year, PFW/PFWA Defensive Rookie of the Year, <i>Football Digest</i> Defensive Rookie of the Year, <i>Sports Illustrated</i> Rookie of the Year, PFW/PFWA All-Rookie Team, Joe Greene Great Performance Award, Selected to the Pro Bowl
LB <b>Jason Gildon</b>
Associated Press All-Pro First Team, AFC Defensive Player of the Week (Week 9), Selected to the Pro Bowl
WR <b>Troy Edwards</b>
AFC Special Teams Player of the Week (Week 11)
SS <b>Lee Flowers</b>
Pro Football Writers' "The Chief Award"
C <b>Jeff Hartings</b>
Associated Press All-Pro Second Team
WR <b>Hines Ward</b>
Selected to the Pro Bowl

## 2002

OG <b>Alan Faneca</b>
Associated Press All-Pro First Team, Pro Football Weekly All-AFC, Pro Football Weekly All-NFL, USA Today Sports Weekly All-Pro, Selected to the Pro Bowl
LB <b>Jason Gildon</b>
AFC Defensive Player of the Month (December), Selected to the Pro Bowl
QB <b>Tommy Maddox</b>
Associated Press Comeback Player of the Year, PFW/PFWA Comeback Player of the Year, <i>Football Digest</i> Most Improved Player
LB <b>Joey Porter</b>
Associated Press All-Pro First Team, Steelers co-MVP, AFC Defensive Player of the Week (Week 2), Pro Football Weekly All-AFC, Pro Football Weekly All-NFL, Selected to the Pro Bowl
WR <b>Antwaan Randle El</b>
Pro Football Weekly All-Rookie Team (Punt Returner), AFC Special Teams Player of the Week (Week 8), AFC Special Teams Player of the Week (Wild Card Week)
PK <b>Jeff Reed</b>
AFC Special Teams Player of the Week (Week 13), AFC Special Teams Player of the Month (December)
OG <b>Kendall Simmons</b>
Joe Greene Great Performance Award, Pro Football Weekly All-Rookie Team
WR <b>Hines Ward</b>
Associated Press All-Pro Second Team, Steelers co-MVP, Pro Football Writers' "The Chief Award", Pro Football Weekly All-AFC, Selected to the Pro Bowl
CB <b>Dewayne Washington</b>
Steelers Walter Payton Man of the Year

## 2003

OG <b>Alan Faneca</b>
Associated Press All-Pro Second Team, Selected to the Pro Bowl
LB <b>Jason Gildon</b>
AFC Defensive Player of the Week (Week 10)
S <b>Mike Logan</b>
Pro Football Writers' "The Chief Award"
QB <b>Tommy Maddox</b>
AFC Offensive Player of the Week (Week 1)
S <b>Troy Polamalu</b>
Joe Greene Great Performance Award
WR <b>Antwaan Randle El</b>
AFC Special Teams Player of the Week (Week 8)
WR <b>Hines Ward</b>
Associated Press All-Pro Second Team, Steelers MVP, Selected to the Pro Bowl
CB <b>Dewayne Washington</b>
Steelers Walter Payton Man of the Year
NT <b>Casey Hampton</b>
Selected to the Pro Bowl

## Steelers Honors &amp; Awards (2000-Present)

## 2004

**HEAD COACH Bill Cowher**

*The Sporting News* Coach of the Year, *Football Digest* Coach of the Year

**DEFENSIVE COORDINATOR Dick LeBeau**

*Pro Football Weekly* Assistant Coach of the Year

**RB Jerome Bettis**

FedEx Ground Player of the Week (Week 9), AFC Offensive Player of the Week (Week 9), Levitra Play of the Week (10-yard TD pass to Jerame Tuman against the New York Jets in Week 14), *Pro Football Writers' "The Chief Award"*, Selected to the Pro Bowl

**WR Plaxico Burress**

Levitra Play of the Week (Four-yard touchdown reception against New England in Week 8)

**OG Alan Faneca**

Associated Press All-Pro First Team, *Pro Football Weekly* All-AFC, *Pro Football Weekly* All-NFL, Selected to the Pro Bowl

**LB James Farrior**

Associated Press All-Pro First Team, *Pro Football Weekly* All-NFL, *Pro Football Weekly* All-AFC, AFC Defensive Player of the Week (Week 6), Steelers MVP Selected to the Pro Bowl

**P Chris Gardocki**

AFC Special Teams Player of the Week (Week 11), AFC Special Teams Player of the Week (Week 14)

**LB James Harrison**

Levitra Play of the Week (18-yard fumble return for a touchdown against Buffalo in Week 17)

**C Jeff Hartings**

Associated Press All-Pro First Team, *Pro Football Weekly* All-NFL, Selected to the Pro Bowl

**S Troy Polamalu**

Associated Press All-Pro Second Team, *Pro Football Weekly* All-AFC, Levitra Play of the Week (26-yard INT return for a TD against Cincinnati in Week 4), AFC Defensive Player of the Week (Week 10), Selected to the Pro Bowl

**LB Joey Porter**

Associated Press All-Pro Second Team, *Pro Football Weekly* All-AFC, AFC Defensive Player of the Week (Week 8), Selected to the Pro Bowl

**K Jeff Reed**

AFC Special Teams Player of the Week (Week 17), AFC Special Teams Player of the Month (Dec./Jan.)

**QB Ben Roethlisberger**

Associated Press Offensive Rookie of the Year, *Sports Illustrated* Rookie of the Year, *The Sporting News* Rookie of the Year, PFW/PFWA Offensive Rookie of the Year, *Football Digest* Offensive Rookie of the Year, PFW/PFWA All-Rookie Team, Pepsi Rookie of the Year, Pepsi NFL Rookie of the Week (Weeks 3-6, 8, 9, 11, 13 & 16), AFC Offensive Player of the Week (Week 6), NFL Rookie of the Month (October), Joe Greene Great Performance Award

**RB Duce Staley**

Steelers Walter Payton Man of the Year

**DE Kimo von Oelhoffen**

Levitra Play of the Week (21-yard fumble recovery vs. Dallas in Week 6)

**WR Hines Ward**

Associated Press All-Pro Second Team, AFC Player of the Month (September), Selected to the Pro Bowl

**DE Aaron Smith**

Selected to the Pro Bowl

**OT Marvel Smith**

Selected to the Pro Bowl



## 2005

**HEAD COACH Bill Cowher**

Sunday ESPN NFL Primetime Game Ball (Week 7)

**RB Jerome Bettis**

FedEx Ground Player of the Week (Week 14), AFC Offensive Player of the Week (Week 14), Sunday ESPN NFL Primetime Game Ball (Week 14)

**OG Alan Faneca**

Associated Press All-Pro First Team, *Pro Football Weekly* All-NFL Team, *Pro Football Writers' "The Chief Award"*, Selected to the Pro Bowl

**NT Casey Hampton**

Co-Steelers MVP Selected to the Pro Bowl

**S Chris Hope**

*USA Today* All-Joe Team

**FB Dan Kreider**

*USA Today* All-Joe Team

**TE Heath Miller**

AFC Offensive Rookie of the Month (October), AFC Offensive Rookie of the Week (Week 8), Diet Pepsi NFL Rookie of the Week (Week 8), PFW/PFWA All-Rookie Team, Joe Greene Great Performance Award

**RB Willie Parker**

AFC Offensive Player of the Week (Week 1), FedEx Ground Player of the Week (Week 1)

**S Troy Polamalu**

Associated Press All-Pro Second Team, *Pro Football Weekly* All-NFL Team, Selected to the Pro Bowl

**LB Joey Porter**

Associated Press All-Pro Second Team, AFC Defensive Player of the Week (Week 16), Selected to the Pro Bowl

**WR/PR Antwaan Randle El**

*Pro Football Weekly* All-NFL Team (Punt Returner), *USA Today* All-Joe Team, Steelers Walter Payton Man of the Year

**QB Ben Roethlisberger**

Sunday ESPN NFL Primetime Game Ball (Wild Card Week), Sunday ESPN NFL Primetime Game Ball (Divisional Playoffs), Sunday ESPN NFL Primetime Game Ball (AFC Championship Week)

**WR Hines Ward**

Super Bowl XL MVP, Co-Steelers MVP AFC Offensive Player of the Week (Week 10)

**C Jeff Hartings**

Selected to the Pro Bowl



## Steelers Honors &amp; Awards (2000-Present)

## 2006

QB <b>Charlie Batch</b>
Steelers Walter Payton Man of the Year
OG <b>Alan Faneca</b>
Associated Press All-Pro First Team, <i>Pro Football Weekly</i> All-NFL team, <i>Pro Football Weekly</i> All-AFC team, <i>USA Today Sports Weekly</i> All-Pro, Selected to the Pro Bowl
WR <b>Santonio Holmes</b>
Joe Greene Great Performance Award, Diet Pepsi NFL Rookie of the Week (Week 6), Diet Pepsi NFL Rookie of the Week (Week 11)
DE <b>Brett Keisel</b>
Co-recipient of the Pro Football Writers' "The Chief Award"
RB <b>Willie Parker</b>
Steelers MVP, AFC Offensive Player of the Week (Week 10), Selected to the Pro Bowl
S <b>Troy Polamalu</b>
AFC Defensive Player of the Week (Week 6), Selected to the Pro Bowl
CB <b>Deshaea Townsend</b>
Co-recipient of the Pro Football Writers' "The Chief Award"
NT <b>Casey Hampton</b>
Selected to the Pro Bowl

## 2007

HEAD COACH <b>Mike Tomlin</b>
Motorola Coach of the Week (Week 1), Motorola Coach of the Week (Week 3)
OG <b>Alan Faneca</b>
Associated Press All-Pro First Team, Pro Football Writers' "The Chief Award", PF/W/PFWA All-AFC, Selected to the Pro Bowl
LB <b>James Harrison</b>
Steelers MVP, GMC Defensive Player of the Week (Week 9), AFC Defensive Player of the Month (November), Associated Press All-Pro Second Team, PF/W/PFWA All-AFC, Selected to the Pro Bowl
RB <b>Willie Parker</b>
FedEx Ground Player of the Week (Week 8), PF/W/PFWA All-AFC, Selected to the Pro Bowl
S <b>Troy Polamalu</b>
Associated Press All-Pro Second Team, Selected to the Pro Bowl
QB <b>Ben Roethlisberger</b>
FedEx Air Player of the Week (Week 9), FedEx Air Player of the Week (Week 16), AFC Offensive Player of the Week (Week 10), AFC Offensive Player of the Week (Week 16), Selected to the Pro Bowl
P <b>Daniel Sepulveda</b>
Joe Greene Great Performance Award, PF/W/PFWA All-Rookie Team
CB <b>Ike Taylor</b>
AFC Defensive Player of the Week (Week 5), GMC Defensive Player of the Week (Week 5)
WR <b>Hines Ward</b>
Steelers Walter Payton Man of the Year
NT <b>Casey Hampton</b>
Selected to the Pro Bowl

## 2008

HEAD COACH <b>Mike Tomlin</b>
Motorola Coach of the Week (Week 5), Motorola Coach of the Week (Week 9), Motorola Coach of the Week (Week 13), Motorola Coach of the Year
DEFENSIVE COORDINATOR <b>Dick LeBeau</b>
<i>Pro Football Weekly</i> Assistant Coach of the Year, <i>USA Today</i> All-Joe Team Defensive Coordinator
ASSISTANT COACH <b>Keith Butler</b>
<i>Pro Football Weekly</i> Linebackers Coach of the Year
LB <b>Patrick Bailey</b>
Joe Greene Great Performance Award
S <b>Tyrone Carter</b>
AFC Defensive Player of the Week (Week 17), GMC Sierra Defensive Player of the Week (Week 17)
S <b>Ryan Clark</b>
Ed Block Courage Award, Pro Football Writers' "The Chief Award", <i>USA Today</i> All-Joe Team
LB <b>James Farrior</b>
Associated Press All-Pro Second Team, Selected to the Pro Bowl
LB <b>Larry Foote</b>
<i>USA Today</i> All-Joe Team
LB <b>James Harrison</b>
Steelers MVP, Associated Press Defensive Player of the Year, Associated Press All-Pro First Team, PF/W/PFWA Defensive Player of the Year, PF/W/PFWA All-NFL, PF/W/PFWA All-AFC, <i>The Sporting News</i> All-Pro, <i>Sports Illustrated</i> All-Pro, NFL Alumni Linebacker of the Year, GMC Sierra Defensive Player of the Year, AFC Defensive Player of the Week (Week 11), GMC Sierra Defensive Player of the Week (Week 11), GMC Sierra Defensive Player of the Week (Week 13), Selected to the Pro Bowl
C <b>Justin Hartwig</b>
<i>USA Today</i> All-Joe Team
WR <b>Santonio Holmes</b>
Super Bowl XLIII MVP
TE <b>Heath Miller</b>
<i>USA Today</i> All-Joe Team
RB <b>Willie Parker</b>
AFC Offensive Player of the Week (Week 1)
S <b>Troy Polamalu</b>
Associated Press All-Pro First Team, AFC Defensive Player of the Week (Week 2), GMC Sierra Defensive Player of the Week (Week 2), <i>Pro Football Weekly</i> Midseason All-Pro Team, PF/W/PFWA All-NFL, PF/W/PFWA All-AFC, <i>The Sporting News</i> All-Pro, <i>Sports Illustrated</i> All-Pro, Selected to the Pro Bowl
K <b>Jeff Reed</b>
AFC Special Teams Player of the Week (Week 4)
QB <b>Ben Roethlisberger</b>
AFC Offensive Player of the Week (Week 5), FedEx Air Player of the Week (Week 5)
DE <b>Aaron Smith</b>
AFC Defensive Player of the Week (Week 15), <i>USA Today</i> All-Joe Team
CB <b>Deshaea Townsend</b>
GMC Sierra Defensive Player of the Week (Week 14)
WR <b>Hines Ward</b>
Steelers Walter Payton Man of the Year
LB <b>LaMarr Woodley</b>
GMC Sierra Defensive Player of the Week (Week 1), GMC Sierra Defensive Player of the Week (Week 7)



## Steelers Honors &amp; Awards (2000-Present)

## 2009

**S Tyrone Carter**

AFC Defensive Player of the Week (Week 9)

**LB James Farrior**

Pro Football Writers' "The Chief Award"

**LB James Harrison**AFC Defensive Player of the Week (Week 5), AFC Defensive Player of the Month (October), *Pro Football Weekly's* Mid-Season All-Pro Team, Selected to the Pro Bowl**RB Rashard Mendenhall**

AFC Offensive Player of the Week (Week 4)

**K Jeff Reed**

AFC Special Teams Player of the Week (Week 1)

**QB Ben Roethlisberger**

Steelers MVP, AFC Offensive Player of the Week (Week 15)

**WR Mike Wallace**

Joe Greene Great Performance Award, Pepsi NFL Rookie of the Week (Week 9), Pepsi NFL Rookie of the Week (Week 15)

**OT Max Starks**

Steelers Walter Payton Man of the Year

**WR Hines Ward**

Ed Block Courage Award

**LB LaMarr Woodley**

AFC Defensive Player of the Week (Week 16), Selected to the Pro Bowl

**NT Casey Hampton**

Selected to the Pro Bowl

**TE Heath Miller**

Selected to the Pro Bowl

## 2010

**S Troy Polamalu**Steelers MVP, *Pro Football Weekly's* Midseason All-Pro Team, AFC Defensive Player of the Week (Week 13), AFC Defensive Player of the Week (Week 14), Steelers MVP and Walter Payton Man of the Year, *Sporting News' All-Pro Defense*, NFL 101 AFC Defensive Player of the Year, Associated Press All-Pro First Team, AP NFL Defensive Player of the Year, *Sports Illustrated All-Pro*, Selected to the Pro Bowl**LB James Harrison**AFC Defensive Player of the Week (Week 2), *Pro Football Weekly's* Midseason All-Pro Team, *Sporting News' All-Pro Defense*, Associated Press All-Pro First Team, PF/W/PFWA All-NFL Team, Selected to the Pro Bowl**C Maurkice Pouncey***Pro Football Weekly's* Midseason All-Pro Team, Joe Greene Great Performance Award, *Sporting News' All-Rookie Team*, PF/W/PFWA All-Rookie, Selected to the Pro Bowl**QB Ben Roethlisberger**

Pro Football Writers' "The Chief Award", AFC Offensive Player of the Week (Week 17)

**LB Lawrence Timmons**AFC Defensive Player of the Week (Week 6), *Pro Football Weekly's* Midseason All-Pro Team, *Sports Illustrated All-Pro***WR Emmanuel Sanders**

AFC Special Teams Player of the Week (Week 7)

**DE Brett Keisel**

Selected to the Pro Bowl

## 2011

**WR Antonio Brown**

AFC Special Teams Player of the Week (Week 12), Steelers MVP, Selected to the Pro Bowl

**LB James Farrior**

Pro Football Writers' "The Chief Award"

**OT Marcus Gilbert**

Joe Greene Great Performance Award

**DE Brett Keisel**

Steelers Walter Payton Man of the Year

**RB Rashard Mendenhall**

AFC Offensive Player of the Week (Week 6)

**TE Heath Miller**

USA Football's All-Fundamentals Team

**S Troy Polamalu***Pro Football Weekly's* Midseason All-Pro Team, AFC Defensive Player of the Week (Week 17), Associated Press All-Pro First Team, *Pro Football Weekly/Professional Football Writers of America's All-NFL Team*, Selected to the Pro Bowl**C Maurkice Pouncey**Associated Press All-Pro First Team, *Pro Football Weekly/Professional Football Writers of America's All-NFL Team*, Selected to the Pro Bowl**QB Ben Roethlisberger**

AFC Offensive Player of the Week (Week 5), AFC Offensive Player of the Week (Week 8), FedEx Air &amp; Ground Player of the Week (Week 8), Selected to the Pro Bowl

**LB LaMarr Woodley**AFC Defensive Player of the Month (October), *Pro Football Weekly's* Midseason All-Pro Team**S Ryan Clark**

Selected to the Pro Bowl

**LB James Harrison**

Selected to the Pro Bowl

**WR Mike Wallace**

Selected to the Pro Bowl

## 2012

**G Willie Colon**

Ed Block Courage Award

**K Shaun Suisham**

AFC Special Teams Player of the Week (Week 5), AFC Special Teams Player of the Week (Week 13)

**S Ryan Clark**

Steelers Walter Payton Man of the Year

**TE Heath Miller**

Steelers MVP, Selected to the Pro Bowl

**CB Ike Taylor**

AFC Defensive Player of the Week (Week 9 at Giants)

**C Maurkice Pouncey**2012 USA Football's All-Fundamentals Team, Associated Press All-Pro Second Team, *Sporting News All-Pro*, Selected to the Pro Bowl**NT Casey Hampton**

Pro Football Writers' "The Chief Award"

**OT Mike Adams**

Joe Greene Great Performance Award

**LS Greg Warren**

2012 USA Football's All-Fundamentals Team

**LB Lawrence Timmons***Sports Illustrated All-Pro***QB Charlie Batch**

Byron "Whizzer" White Award (NFLPA)

## Steelers Honors &amp; Awards (2000-Present)

## 2013

**QB Ben Roethlisberger**

AFC Offensive Player of the Week (Week 11), FedEx Air Player of the Week (Week 11), AFC Offensive Player of the Month (November), Steelers Walter Payton Man of the Year

**K Shaun Suisham**

AFC Special Teams Player of the Week (Week 7)

**TE Heath Miller**

Ed Block Courage Award

**S Troy Polamalu**

AFC Defensive Player of the Week (Week 12), Selected to the Pro Bowl

**RB Le'Veon Bell**

Joe Greene Great Performance Award, Pepsi Next NFL Rookie of the Week (Week 16)

**CB Ike Taylor**

Pro Football Writers' "The Chief Award"

**WR Antonio Brown**

Steelers MVP 2014, Associated Press All-Pro Second Team, PFWA All-AFC Team, Selected to the Pro Bowl

**WR Jerricho Cotchery**

USA Today All-Joe Team

## 2014

**QB Ben Roethlisberger**

AFC Offensive Player of the Week (Week 8), AFC Offensive Player of the Week (Week 9), FedEx Air Player of the Week (Week 9), Selected to the Pro Bowl, Selected to the Pro Bowl

**RB Le'Veon Bell**

FedEx Ground Player of the Week (Week 3), FedEx Ground Player of the Week (Week 11), AFC Offensive Player of the Week (Week 14), Steelers MVP Associated Press All-Pro First Team, PFWA All-NFL Team, PFWA All-AFC Team, PFWA Most Improved Player of the Year, NFL 101 AFC Co-Offensive Player of the Year, FedEx Ground Player of the Year, NFL.com Fantasy Player of the Year, ESPN.com AFC North Most Valuable Player, Selected to the Pro Bowl

**WR Antonio Brown**

Special Teams Player of the Week (Week 17), Offensive Player of the Month (December), Associated Press All-Pro First Team, PFWA All-NFL Team, PFWA All-AFC Team, NFL 101 AFC Co-Offensive Player of the Year, ESPN.com AFC North Offensive Player of the Year, Dapper Dan Sportsman of the Year, Selected to the Pro Bowl

**C Maurice Pouncey**

Associated Press All-Pro First Team, Selected to the Pro Bowl

**DT Cameron Heyward**

Pro Football Writers' "The Chief Award"

**WR Martavis Bryant**

Joe Greene Great Performance Award

**CB William Gay**

Steelers Walter Payton Man of the Year

**LB Sean Spence**

Ed Block Courage Award

**LB Lawrence Timmons**

Associated Press All-Pro Second Team, Selected to the Pro Bowl

## 2015

**QB Ben Roethlisberger**

AFC Offensive Player of the Week (Week 2), AFC Offensive Player of the Week (Week 10), FedEx Air Player of the Week (Week 10), FedEx Air Player of the Week (Week 13), FedEx Air Player of the Week (Week 15), Selected to the Pro Bowl

**WR Antonio Brown**

Castrol Edge Clutch Performer of the Week (Week 9), AFC Special Teams Player of the Week (Week 13), AFC Offensive Player of the Month (November), AFC Offensive Player of the Week (Week 15), Castrol Edge Clutch Performer of the Week (Week 15), AFC Offensive Player of the Month (December/January), Associated Press All-Pro First Team, *Sporting News* All-Pro, All-NFL Team and All-AFC Team, NFL.com Fantasy Player of the Year, Courtyard's Greatness on the Road Award, Selected to the Pro Bowl

**G David DeCastro**

Associated Press All-Pro First Team, All-AFC Team, Selected to the Pro Bowl

**RB DeAngelo Williams**

FedEx Ground Player of the Week (Week 9), FedEx Ground Player of the Week (Week 13)

**DT****Cameron Heyward**

Steelers Walter Payton Man of the Year

**G Ramon Foster**

Pro Football Writers' "The Chief Award"

**CB William Gay**

Ed Block Courage Award

**K Chris Boswell**

AFC Special Teams Player of the Week (Week 6), AFC Special Teams Player of the Month (December/January)

**LB Bud Dupree**

Joe Greene Great Performance Award, Gil Brandt's NFL All-Rookie Team

## 2016

**RB Le'Veon Bell**

Associated Press All-Pro Second-Team, PFWA All-AFC Team, Steelers' MVP, AFC Offensive Player of the Month (December/January), AFC Offensive Player of the Week (Week 14), FedEx Ground Player of the Week (Week 14), Courtyard's Greatness on the Road™ Award, Selected to the Pro Bowl

**WR Antonio Brown**

Associated Press All-Pro First-Team, PFWA All-NFL Team, PFWA All-AFC Team, *Sporting News* All-Pro, Castrol Edge Clutch Performer of the Week (Week 16), Selected to the Pro Bowl

**G David DeCastro**

Associated Press All-Pro Second-Team, Selected to the Pro Bowl

**RB DeAngelo Williams**

AFC Offensive Player of the Week (Week 1), FedEx Ground Player of the Week (Week 1)

**QB Ben Roethlisberger**

AFC Offensive Player of the Week (Week 4), FedEx Air Player of the Week (Week 5), Selected to the Pro Bowl

**DE Stephen Tuitt**

AFC Defensive Player of the Week (Week 11)

**LB Ryan Shazier**

Selected as a Pro Bowl Alternate

**C Maurice Pouncey**

Ed Block Courage Award, Selected to the Pro Bowl

**LB Arthur Moats**

Pro Football Writers' "The Chief Award"

**S Sean Davis**

Joe Greene Great Performance Award, Gil Brandt's NFL All-Rookie Team

## Steelers Honors &amp; Awards (2000-Present)

## 2017

**QB Ben Roethlisberger**

AFC Offensive Player of the Week (Week 14), FedEx Air Player of the Week (Week 14), Selected to the Pro Bowl

**RB Le'Veon Bell**

FedEx Ground Player of the Week (Week 4), AFC Offensive Player of the Week (Week 6), AFC Offensive Player of the Month (December), Associated Press All-Pro First-Team (Flex), Associated Press All-Pro Second-Team (RB), PFWA All-NFL and All-AFC Team, Selected to the Pro Bowl

**WR Antonio Brown**

AFC Offensive Player of the Week (Week 11), Catrol Edge Clutch Performer of the Week (Week 12), Steelers MVP Associated Press All-Pro First-Team, PFWA All-NFL and All-AFC Team, Selected to the Pro Bowl

**G David DeCastro**

Pro Football Writers "The Chief Award", Associated Press All-Pro First-Team, PFWA All-NFL and All-AFC Team, Selected to the Pro Bowl

**C Maurkice Pouncey**

PFWA All-AFC Team, Selected to the Pro Bowl

**T Alejandro Villanueva**

PFWA All-AFC Team, Selected to the Pro Bowl

**FB Roosevelt Nix**

Selected as a Pro Bowl Alternate

**WR JuJu Smith-Schuster**

Joe Green Great Performance Award, AFC Offensive Player of the Week (Week 8), AFC Special Teams Player of the Week (Week 17), PFWA All-Rookie Team

**DT Cameron Heyward**

AFC Defensive Player of the Week (Week 4), AFC Defensive Player of the Week (Week 12), Associated Press All-Pro First-Team, Selected as a Pro Bowl Alternate

**LB Ryan Shazier**

PFWA All-AFC Team, Selected to the Pro Bowl

**CB Artie Burns**

Ed Block Courage Award

**CB Mike Hilton**

AFC Defensive Player of the Week (Week 16)

**LB T.J. Watt**

PFWA All-Rookie Team

**K Chris Boswell**

AFC Special Teams Player of the Week (Week 13), Selected to the Pro Bowl



MINKAH  
FITZPATRICK

## 2018

**WR Antonio Brown**

Pro Bowl Selection

**RB James Conner**

Pro Bowl Selection, FedEx Ground NFL Player of the Week (Week 1), AFC Offensive Player of the Week (Week 8), AFC Offensive Player of the Month (October), FedEx Ground NFL Player of the Week (Week 8)

**G David DeCastro**

Pro Bowl Selection

**S Terrell Edmunds**

Joe Greene Great Performance Award

**CB Joe Haden**

Pro Football Writers' "The Chief Award", AFC Defensive Player of the Week (Week 15)

**DT Cameron Heyward**

Pro Bowl Selection

**C Maurkice Pouncey**

Pro Bowl Selection, Associated Press All-Pro Second Team, PFWA All-AFC Team

**QB Ben Roethlisberger**

AFC Offensive Player of the Week (Week 3), AFC Offensive Player of the Week (Week 10)

**RB Jaylen Samuels**

Pepsi Rookie of the Week (Week 15)

**LB Ryan Shazier**

Ed Block Courage Award

**WR JuJu Smith-Schuster**

Steelers' MVP, Selected as a Pro Bowl alternate

**OT Alejandro Villanueva**

Pro Bowl Selection

**LB T.J. Watt**

AFC Defensive Player of the Week (Week 1), AFC Defensive Player of the Week (Week 5), Selected as a Pro Bowl alternate

## 2019

**LB Devin Bush**

AFC Defensive Player of the Week (Week 6), PFWA All-Rookie Team, Joe Greene Great Performance Award

**RB James Conner**

Ed Block Courage Award, Art Rooney Sportmanship Award Nominee, AFC Offensive Player of the Week (Week 8)

**G David DeCastro**

Salute to Service Award Nominee, Selected to the Pro-Bowl

**LB Bud Dupree**

AFC Defensive Player of the Week (Week 9)

**S Minkah Fitzpatrick**

Selected to the Pro-Bowl, Associated Press First Team All-Pro, Sporting News All-Pro, PFWA All-NFL Team, PFWA All-AFC Team

**CB Joe Haden**

Selected as a Pro Bowl Alternate

**DT Cameron Heyward**

Dapper Dan Sportsman of the Year, PFWA "The Chief Award", Selected to the Pro-Bowl, Associated Press First Team All-Pro, Sporting News All-Pro, PFWA All-NFL Team, PFWA All-AFC Team

**WR Dontae Johnson**

AFC Special Teams Player of the Week (Week 14), Associated Press Second Team All-Pro, PFWA All-AFC Team

**C Maurkice Pouncey**

Selected to the Pro-Bowl, Walter Payton Man of the Year Nominee

**LB T.J. Watt**

Steelers' MVP, Selected to the Pro-Bowl, AFC Defensive Player of the Month (November), Associated Press First Team All-Pro, Sporting News All-Pro, PFWA All-NFL Team, PFWA All-AFC Team

## Steelers Honors &amp; Awards (2000-Present)

## 2020

**WR Chase Claypool**

Joe Greene Great Performance Award, AFC Offensive Player of the Week (Week 5), PFWA All-Rookie Team

**G David DeCastro**

Selected to the Pro-Bowl

**S Minkah Fitzpatrick**

Selected to the Pro-Bowl, Associated Press First Team All-Pro, Sporting News All-Pro, PFWA All-NFL Team, PFWA All-AFC Team

**DT Cam Heyward**

Art Rooney Sportmanship Award Nominee, Selected to the Pro-Bowl, Associated Press Second Team All-Pro, Sporting News All-Pro, PFWA All-NFL Team, PFWA All-AFC Team

**TE Vance McDonald**

Selected to the Pro-Bowl, Walter Payton Man of the Year Nominee

**C Maurkice Pouncey**

Selected to the Pro-Bowl

**QB Ben Roethlisberger**

PFWA "The Chief Award"

**DE Stephen Tuitt**

Ed Block Courage Award

**LB T.J. Watt**

Steelers' MVP, Selected to the Pro-Bowl, AFC Defensive Player of the Week (Week 2), AFC Defensive Player of the Month (September), AFC Defensive Player of the Month (November), Deacon Jones Award, 101 Awards AFC Defensive Player of the Year, Associated Press First Team All-Pro, Sporting News All-Pro, PFWA All-NFL Team, PFWA All-AFC Team

## 2021

**LB Devin Bush**

Ed Block Courage Award

**RB Najee Harris**

Joe Greene Great Performance Award, Selected to the Pro-Bowl, PFWA All-Rookie Team, NFL Rookie of the Month (November)

**P Pressley Harvin III**

PFWA All-Rookie Team

**DT Cam Heyward**

Walter Payton Man of the Year Nominee, PFWA "The Chief Award", Selected to the Pro-Bowl, Associated Press First Team All-Pro, PFF All-Pro, PFWA All-NFL Team, PFWA All-AFC Team

**WR Dontae Johnson**

Selected to the Pro-Bowl

**QB Ben Roethlisberger**

Art Rooney Sportmanship Award Nominee

**LB T.J. Watt**

Associated Press Defensive Player of the Year presented by Castrol EDGE, PFWA Defensive Player of the Year, Sporting News Defensive Player of the Year, Steelers' MVP, Selected to the Pro-Bowl, AFC Defensive Player of the Week (Week 6), AFC Defensive Player of the Week (Week 13), AFC Defensive Player of the Week (Week 17), Deacon Jones Award, 101 Awards AFC Defensive Player of the Year, Associated Press First Team All-Pro, PFWA All-NFL Team, PFWA All-AFC Team, Sporting News First Team All-Pro

**Steelers** Honors & Awards (2000-Present)



**“THE CHIEF AWARD”**

1988	Dan Rooney	2005	Alan Faneca
1989	Dwayne Woodruff	2006	Brett Keisel
1990	Merril Hoge		Deshea Townsend
1991	Gerald Williams	2007	Alan Faneca
1992	Tunch Ilkin	2008	Ryan Clark
1993	D.J. Johnson	2009	James Farrior
1994	Rod Woodson	2010	Ben Roethlisberger
1995	Levon Kirkland	2011	James Farrior
1996	Chad Brown	2012	Casey Hampton
1997	Darren Perry	2013	Ike Taylor
1998	Jerome Bettis	<b>2014</b>	<b>Cameron Heyward</b>
1999	Lee Flowers	2015	Ramon Foster
2000	Jerome Bettis	2016	Arthur Moats
	Deshea Townsend	2017	David DeCastro
2001	Lee Flowers	2018	Joe Haden
2002	Hines Ward	<b>2019</b>	<b>Cameron Heyward</b>
2003	Mike Logan	2020	Ben Roethlisberger
2004	Jerome Bettis	<b>2021</b>	<b>Cameron Heyward</b>

**“JOE GREENE GREAT PERFORMANCE AWARD”**

1984	WR	Louis Lipps	<b>2004</b>	<b>QB Ben Roethlisberger</b>
1985	P	Harry Newsome	2005	TE Heath Miller
1986	LB	Anthony Henton	2006	WR Santonio Holmes
1987	CB	Delton Hall	2007	P Daniel Sepulveda
1988	RB	Warren Williams	2008	LB Patrick Bailey
1989	SS	Carnell Lake	2009	WR Mike Wallace
1990	TE	Eric Green	2010	C Maurkice Pouncey
1991	TE	Adrian Cooper	2011	OT Marcus Gilbert
1992	FS	Darren Perry	2012	OT Mike Adams
1993	LB	Chad Brown	2013	RB Le'Veon Bell
1994	RB	Bam Morris	2014	WR Martavis Bryant
1995	QB	Kordell Stewart	2015	LB Bud Dupree
1996	FB	Jon Witman	2016	S Sean Davis
1998	OG	Alan Faneca	2017	WR JuJu Smith-Schuster
1999	WR	Troy Edwards	<b>2018</b>	<b>S Terrell Edmunds</b>
2000	FB	Dan Kreider	<b>2019</b>	<b>LB Devin Bush</b>
2001	LB	Kendrell Bell	<b>2020</b>	<b>WR Chase Claypool</b>
2002	OG	Kendall Simmons	<b>2021</b>	<b>RB Najee Harris</b>
2003	S	Troy Polamalu		

**STEELERS MVPs**

1969	WR	Roy Jefferson
1970	DT	Joe Greene
1971	LB	Andy Russell
1972	RB	Franco Harris
1973	WR	Ron Shanklin
1974	S	Glen Edwards
1975	CB	Mel Blount
1976	LB	Jack Lambert
1977	QB	Terry Bradshaw
1978	QB	Terry Bradshaw
1979	WR	John Stallworth
1980	SS	Donnie Shell
1981	LB	Jack Lambert
1982	CB	Dwayne Woodruff
1983	PK	Gary Anderson
1984	WR	John Stallworth
1985	WR	Louis Lipps
1986	LB	Bryan Hinkle
1987	LB	Mike Merriweather
1988	LB	David Little
	CB	Rod Woodson
1989	WR	Louis Lipps
1990	CB	Rod Woodson
1991	LB	Greg Lloyd
1992	RB	Barry Foster
1993	CB	Rod Woodson
1994	LB	Greg Lloyd
1995	QB	Neil O'Donnell
1996	RB	Jerome Bettis
1997	RB	Jerome Bettis
1998	LB	Levon Kirkland
1999	LB	Levon Kirkland
2000	RB	Jerome Bettis
2001	QB	Kordell Stewart
2002	LB	Joey Porter
	WR	Hines Ward
2003	WR	Hines Ward
2004	LB	James Farrior
2005	NT	Casey Hampton
	WR	Hines Ward
2006	RB	Willie Parker
2007	LB	James Harrison
2008	LB	James Harrison
2009	QB	Ben Roethlisberger
2010	S	Troy Polamalu
2011	WR	Antonio Brown
2012	TE	Heath Miller
2013	WR	Antonio Brown
2014	RB	Le'Veon Bell
2015	WR	Antonio Brown
2016	RB	Le'Veon Bell
2017	WR	Antonio Brown
2018	WR	JuJu Smith-Schuster
<b>2019</b>	<b>LB</b>	<b>T.J. Watt</b>
<b>2020</b>	<b>LB</b>	<b>T.J. Watt</b>
<b>2021</b>	<b>LB</b>	<b>T.J. Watt</b>

*Current players in bold.*


Steelers All-Time Roster

**A**

Abercrombie, Walter [RB], Baylor	1982-87
Adamchik, Ed [T], Pitt	1967
Adams, Bob [TE], Pacific	1969-71
Adams, Flozell [OT], Michigan State	2010
Adams, Mike [OT], Ohio State	2012-15
Adams, Mike [WR], Texas	1997
Adams, Montravious [DL], Auburn	2021
Adams, Paul [C], Morehead Teachers	1947
Adeniyi, Olasunkanmi [LB], Toledo	2018-20
Agajanian, Ben [K], New Mexico	1945
Alban, Dick [E], Northwestern	1956-59
Alberghini, Tom [G], Holy Cross	1945
Albrecht, Art [C/OT], Wisconsin	1942
Alderton, John [E], Maryland	1953
Alexander, Brent [S], Tennessee State	2000-03
Allen, Brian [CB], Utah	1970-18
Allen, Chuck [LB], Washington	1970-71
Allen, Cortez [CB], The Citadel	2011-15
Allen, Dwane [LB], Santa Ana	1965
Allen, Jim [DB], UCLA	1974-77
Allen, Lou [T], Duke	1950-51
Allen, Marcus [LB], Penn State	2018-21
Allen, Will [S], Ohio State	2010-15
Alley, Don [WR], Adams State	1969
Alred, John [TE], Southern Cal.	2002
Alston, Lyaanel [WR], Southern Mississippi	1987
Alualu, Tyson [DE], Cal	2017-21
Andabaker, Rudy [G], Pitt	1952, 54
Anderson, Anthony [RB], Temple	1979
Anderson, Art [T], Idaho	1963
Anderson, Chet [E], Minnesota	1967
Anderson, Fred [DE], Prairie View A&M	1978
Anderson, Gary [K], Syracuse	1982-94
Anderson, Jesse [TE], Miss. State	1992
Anderson, Larry [DB], Louisiana Tech	1978-81
Anderson, Melvin [WR], Minnesota	1987
Anderson, Ralph [DB], West Texas State	1971-72
Apke, Steve [LB], Pitt	1987
Archer, Dri [WR/RB], Kent State	2014-15
Archibong, Daniel [DL], Temple	2021
Arndt, Al [G], South Dakota State	1935
Arndt, Dick [T], Idaho	1967-70
Arnft, Brian [DE], Northwestern	2013
Arnold, David [CB], Michigan	1989
Arnold, Jahine [WR], Fresno State	1996-98
Arnold, Jay [QB], Texas	1941
Artman, Corvan [T], Stanford	1933
Asbury, Willie [B], Kent State	1966-68
Askson, Burt [DE], Texas Southern	1971
Atkinson, Frank [T], Stanford	1963
August, Steve [OT], Tulsa	1984
Augusterfer, Gene [B], Catholic U.	1935
Austin, Ocie [DB], Utah State	1970-71
Avery, Steve [RB], Northern Michigan	1994-95
Aydelette, Buddy [OT/C], Alabama	1987
Ayers, Demarcus [WR], Houston	2016

**B**

Badar, Rich [QB], North Carolina	1967
Bahr, Matt [K], Penn State	1979-80
Bailey, Henry [WR], UNLV	1997-98
Bailey, Patrick [LB], Duke	2008-09
Bailey, Rodney [DE], Ohio State	2001-03, 06
Baker, Conway [T], Centenary	1944-08
Baker, Dallas [WR], Florida	2008
Baker, John [E], N. Carolina College	1963-67
Baker, Tim [WR], Texas Tech	2001
Baldacci, Lou [B], Michigan	1956
Ballage, Kalen [RB], Arizona State	2021
Ballman, Gary [B], Michigan State	1962-66
Balog, Bob [C], Denver	1949-50
Banaszak, John [DE/DT], East. Michigan	1975-81



Bankston, Warren [RB], Tulane	1969-72
Banner, Zach [T], Southern Cal.	2019-21
Barbolak, Pete [T], Purdue	1949
Barker, Ed [E], Washington State	1953
Barnes, Johnnie [WR], Hampton	1995
Barnes, Reggie [LB], Oklahoma	1993
Barnett, Tom [B], Purdue	1959-60
Barron, Mark [LB], Alabama	2019
Barry, Fred [DB], Boston College	1970
Bartaanen, Jim [C], Michigan	1938
Bartlett, Earl [B], Centre	1939
Basrak, Mike [C], Duquesne	1937-38
Bassi, Dick [G], Santa Clara	1941
Batch, Baron [RB], Texas Tech	2011-12
Batch, Charlie [QB], Eastern Michigan	2002-12
Battaglia, Marco [TE], Rutgers	2002
Battle, Arnaz [WR], Notre Dame	2010-11
Beaches, Ainsley [S], Vanderbilt	2000, 04
Beauchum, Kelvin [T/G], SMU	2012, 15
Beams, Byron [T], Notre Dame	1959-60
Beasley, Tom [DE/DT], Virginia Tech	1978-83
Beatty, Frank [DB], North Texas State	1969-72
Beatty, Ed [C], Mississippi	1957-61
Becker, Wayland [E], Marquette	1939
Behning, Mark [OT], Nebraska	1986
Bell, Kendrick [LB], Georgia	2001-04
Bell, Le'Veon [RB], Michigan State	2013-17
Bell, Myron [S], Michigan State 1994-97.	2000-01
Bell, Richard [RB], Nebraska	1990
Bell, Theo [WR], Arizona	1976, 78-80
Bentley, Albert [RB], Miami (FL)	1992
Berger, Mitch [P], Colorado	2008
Berhe, Nat [S], San Diego State	2018
Bernet, Ed [E], SMU	1955
Berry, Jordan [P], Eastern Kentucky	2015-20
Best, Greg [S], Kansas State	1983
Bettis, Jerome [RB], Notre Dame	1996-05
Bettis, Tom [LB], Purdue	1962
Billock, Frank [G], St. Mary's of Minnesota	1937
Bingham, Craig [LB], Syracuse	1982-84, 87
Binnott, John [B], Duquesne	1942
Bishop, Don [B], Los Angeles College	1958-59
Bishop, Harold [TE], Louisiana State	1998
Bivins, Charles [B], Morris Brown	1967
Blackledge, Todd [QB], Penn State	1988-89
Blackwell, Will [WR], San Diego State	1997-01
Blake, Antwon [CB], UTEP	2013-15
Blankenship, Brian [G], Nebraska	1987-91
Blankenship, Greg [LB], Cal. St. (Hay.)	1976
Bleier, Rocky [RB], Notre Dame	1968, 1970-80
Blount, LeGarrette [RB], Oregon	2014
Blount, Mel [CB], Southern	1970-83
Bohannon, Fred [S/CB], Miss. Valley State	1982
Boiman, Rocky [LB], Notre Dame	2009
Bolkovac, Nick [T], Pitt	1953-54
Bold, Randall [QB], Washington	1939
Bonelli, Ernie [B], Pitt	1946
Bono, Steve [QB], UCLA	1987-88
Booth, Clarence [B], SMU	1944
Bostic, Jon [LB], Florida	2018
Boswell, Chris [K], Rice	2015-21
Botkin, Kirk [TE], Arkansas	1996-97
Boures, Emil [C/G], Pitt	1982-86
Bova, Tony [E], St. Francis 1942, 43	44
Bowers, R.J. [RB], Grove City	2001
Bowman, Bill [B], William & Mary	1957
Boyd, Sam [E], Baylor	1939-40
Boykin, Brandon [CB], Georgia	2015
Boyle, Jim [OT], Tulane	1987-88
Boyle, Shory [E]	1934
Bradley, Ed [LB], Wake Forest	1972-75
Bradshaw, Charles [T], Baylor	1961-66
Bradshaw, Jim [B], Chattanooga	1963-67
Bradshaw, Terry [QB], La. Tech	1970-83
Brady, Jeff [LB], Kentucky	1991
Brady, Pat [B], Nevada	1952-54
Brandau, Art [C], Tennessee	1945-46
Brandt, Jim [B], St. Thomas	1952-54
Bray, Maurice [T], SMU	1935-36
Breedlove, Rod [LB], Maryland	1965-68
Breeden, Bill [B], Oklahoma	1937
Breen, Gene [LB], Virginia Tech	1965-66
Brett, Ed [E], Washington State	1936-37
Brewster, Pete [E], Purdue	1959-60
Brister, Bubby [QB], Northeast La.	1986-92
Britt, Jessie [WR], North Carolina A&T	1986
Britt, Ralph [TE], N.C. State	1987
Brooks Jr., Antoine [S], Maryland	2020
Brooks, Barrett [T], Kansas State	2003-05
Brooks, Dorian [G], James Madison	2010
Broussard, Fred [C], Texas A&M	1955
Brovelli, Angelo [QB], St. Mary's (Cal.)	1933-34
Brown, Antonio [WR], Central Michigan	2010-18
Brown, Anthony [T], Utah	1999
Brown, Chad [LB], Colorado	1993-96, 06
Brown, Chris [CB/S], Notre Dame	1984-85

● Steelers combined with Philadelphia Eagles ○ Steelers combined with Chicago Cardinals.



Steelers All-Time Roster



Brown, Curtis [CB], Texas	2011-13
Brown, Dante [RB], Memphis	2003-04
Brown, Dave [DB], Michigan	1975
Brown, Dee [RB], Syracuse	2003
Brown, Ed [QB], San Francisco	1962-65
Brown, Ernie [DL], Syracuse	1999
Brown, J. B. [DB], Maryland	1997
Brown, John [T], Syracuse	1967-72
Brown, Justin [WR], Oklahoma	2014
Brown, Kris [K], Nebraska	1999-01
Brown, Lance [CB], Indiana	1998-99
Brown, Larry [TE/OT], Kansas	1971-84
Brown, Levi [OT], Penn State	2013
Brown, Tom [E], William & Mary	1942
Brown, William [QB], Texas Tech	1945
Browning, Gregg [E], Denver	1947
Bruder, Henry [QB], Northwestern	1940
Bruener, Mark [TE], Washington	1995-03
Brumbaugh, Boyd [B], Duquesne	1939-41
Brumfield, Jim [RB], Ind. St. (Ind.)	1971
Brundage, Dewey [E], Brigham Young	1954
Bruneo, Fred [B], Ohio State	1956-57
Bruno, John [P], Penn State	1987
Bryant, Corbin [DE], Northwestern	2011
Bryant, Fernando [CB], Alabama	2008
Bryant, Hubie [WR], Minnesota	1970
Bryant, Martavis [WR], Clemson	2014-17
Bucek, Felix [K], Texas A&M	1946
Buckner, Brentson [DE], Clemson	1994-96
Buda, [G], Tulsa	1945
Buggs, Isaiah [DL], Alabama	2019-21
Bukich, Rudy [QB], Southern Cal.	1960-61
Bulger, Chester [T], Auburn	1944-0
Bullock, Randy [K], Texas A&M	2016
Bullocks, Amos [B], Southern Illinois	1966
Burleson, John [G], SMU	1933
Burnett, Joe [CB], Florida	2009
Burnett, Len [DB], Oregon	1961
Burnett, Morgan [S], Georgia Tech.	2018
Burnette, Tom [B], North Carolina	1938
Burns, Artie [CB], Miami (FL)	2016-19
Burrell, John [E], Rice	1962-64
Burress, Plaxico [WR], Michigan State	2000-04, 2012-13
Bush, Devin [LB], Michigan	2019-21
Butler, Bill [DB/KR], Chattanooga	1961
Butler, Crezdon [CB], Clemson	2010
Butler, Drew [P], Georgia	2012
Butler, Jack [B], St. Bonaventure	1951-59
Butler, Jim [B], Edward Waters	1965-67
Butler, John [B], Tennessee	1943-44
Bykowski, Frank [G], Purdue	1940

C

Cabrelli, Larry [E], Colgate	1943-0
Cain, Deon [WR], Clemson	2019-20
Calcagni, Ralph [T], Pennsylvania	1947
Caliguire, Dean [G/C], Pitt	1991-92
Call, John [B], Colgate	1959
Calland, Lee [DB], Louisville	1969-72
Calloway, Chris [WR], Michigan	1990-91
Calvin, Tom [B], Alabama	1952-54
Cameron, Paul [B], UCLA	1954
Campbell, Bob [RB], Penn State	1969
Campbell, Don [T], Carnegie Tech	1939-40
Campbell, Glenn [E], Emporia State	1935
Campbell, John [LB], Minnesota	1965-69
Campbell, Leon [B], Arkansas	1955
Campbell, Ray [LB], Marquette	1958-60
Campbell, Russ [TE], Kansas State	1992
Campbell, Scott [QB], Purdue	1984-86
Canaday, Kameron [LS], Portland State	2017-20
Canale, Rocco [G], Boston College	1943-0
Capers, Wayne [WR], Kansas	1983-84
Capizzi, Jason [OT], Indiana (PA)	2007-08
Capp, Dick [E], Boston College	1968
Cara, Dom [E], North Carolina State	1937-38
Cardwell, Joe [T], Duke	1937-38
Carpenter, Preston [E], Arkansas	1960-63
Car, Gregg [LB], Auburn	1985-88
Carter, Chris [LB], Fresno State	2011-13
Carter, Rodney [RB], Purdue	1987-89
Carter, Tyrone [S], Minnesota	2004-09
Cash, Keith [TE], Texas	1991
Casper, Charles [QB], TCU	1935
Catano, Mark [DE/DT], Valdosta State	1984-85
Cenci, John [C], Pitt	1956
Chamberlain, Garth [G], BYU	1945
Chandnois, Lynn [B], Michigan State	1950-56
Charlton, Taco [LB], Michigan	2021
Cheatham, Ernest [T], Loyola	1954
Cherry, Edgar [B], Hardin-Simmons	1939
Cherundolo, Chuck [C], Penn State	1941-42, 45-48
Chickillo, Anthony [LB], Miami	2015-19
Christy, Dick [B], North Carolina State	1958
Cibulas, Joe [T], Duquesne	1945
Ciccone, Ben [C], Duquesne	1934-35
Cichowski, Gene [B], Indiana	1957
Cifelli, Gus [T], Notre Dame	1954
Cifers, Bob [QB], Tennessee	1947-48
Clack, Jim [C/G], Wake Forest	1971-77
Clancy, Kendrick [NT], Mississippi	2000-04
Clark, Jim [B], Pitt	1933-34


Clark, Mike [K], Texas A&M	1964-67
Clark, Reggie [LB], North Carolina	1994
Clark, Ryan [S], LSU	2006-13
Clark, Spark [RB], Akron	1987
Clay, John [RB], Wisconsin	2011
Claypool, Chase [WR], Notre Dame	2020-21
Clayton, Harvey [CB], Florida State	1983-86
Clear, Cameron [TE], Texas A&M	2015
Clement, Henry [TE], North Carolina	1961
Clement, John [B], SMU	1946-48-0
Cline, Jackie [DE], Alabama	1987
Cline, Tony [TE], Stanford	1999
Clinkscales, Joey [WR], Tennessee	1987-88
Coates, Sammie [WR], Auburn	2015-16
Cobb, Marvin [DB], Southern Cal.	1970
Cobbs, Patrick [RB], North Texas	2006
Cockrell, Ross [CB], Duke	2015-16
Codie, Nakia [S], Baylor	2000
Colclough, Ricardo [CB], Tusculum	2004-06
Cole, Robin [LB], New Mexico	1977-87
Cole, Terry [B], Indiana	1970
Coleman, Andre [WR], Kansas St.	1997-98
Collier, Mike [RB], Morgan State	1975
Collier, Reggie [QB], So. Mississippi	1987
Collins, Jack [RB], Texas	1962
Colon, Willie [OT] Hofstra	2006-12
Colquitt, Craig [P], Tennessee	1978-81, 83-84
Colquitt, Dustin [P], Tennessee	2020
Combs, Chris [DE], Duke	2000-01
Compagno, Tony [B], St. Mary's of Calif.	1946-48
Compton, Dick [E], McMurry	1967-68
Conaway, Doug [T], TCU	1952
Condit, Marilyn [B], Carnegie Tech	1940, 46
Conley, Steve [LB], Arkansas	1996-98
Conn, Dick [DB], Georgia	1974
Connelly, Mike [C], Utah State	1968
Conner, James [RB], Pitt	2017-20
Conrad, Chris [T], Fresno State	1998-99
Conti, Enio [G], Bucknell	1943-0
Cooper, Joe [T], Austin	1941, 45-46
Cooper, Adrian [TE], Oklahoma	1991-93
Cooper, Marquis [LB], Washington	2006-07
Cooper, Sam [T], Geneva	1933
Cordileone, Lou [G], Clemson	1962-63
Corley, Anthony [RB], Nevada-Reno	1984
Coronado, Bob [E], Pacific	1961
Cotchery, Jerricho [WR], N.C. State	2011-13
Cotton, Russell [B], Texas Mines	1992-93
Courson, Steve [G], South Carolina	1978-83
Cousino, Brad [LB], Miami (Ohio)	1987
Craft, Russ [B], Alabama	1954
Cregar, William [G], Holy Cross	1947-48
Crennel, Carl [LB], West Virginia	1970
Critchfield, Larry [G], Grove City	1933
Croft, Winfield [G], Utah	1936
Cromartie-Smith, Damon [S], UTEP	2011-12
Cropper, Marshall [E], Maryland	1967-69
Cunningham, Bennie [TE], Clemson	1976-85
Curriam, Don [E], Boston College	1944-0
Curry, Roy [B], Jackson State	1963
Cushing, Matt [TE], Illinois	1999, 2000-04
Cuthbert, Randy [RB], Duke	1993-94

• Steelers combined with Philadelphia Eagles ○ Steelers combined with Chicago Cardinals.

Steelers All-Time Roster

D

Dafney, Bernard [OL], Tennessee	1996
Daigle, Anthony [RB], Fresno State	1994
Dailey, Ted [E], Pitt	1933
Dangerfield, Jordan [S], Towson	2016, 2018-20
Daniel, Willie [B], Mississippi State	1961-66
Davenport, Charles [WR], N.C. State	1992-94
Davenport, Najeh [RB], Miami (FL)	2006-08
Davidson, Bill [B], Temple	1937-39
Davidson, Kenny [DE], Louisiana State	1990-93
Davis, Art [B], Mississippi State	1956
Davis, Bruce [LB], UCLA	2008
Davis, Carey [FB], Illinois	2007-09
Davis, Carlos [OT], Nebraska	2020-21
Davis, Charlie [DT], TCU	1974
Davis, Dave [WR], Tennessee State	1973
Davis, Henry [LB], Grambling	1970-73
Davis, Lorenzo [WR], Youngstown State	1990
Davis, Paul [QB], Otterbein	1947-48
Davis, Robert [E], Penn State	1946-50
Davis, Russell [RB], Michigan	1980-83
Davis, Sean [G], Allen	1967-79
Davis, Sean [S], Maryland	2016-19, 2020
Davis, Steve [RB], Delaware State	1972-74
Davis, Travis [S], Notre Dame	1999
Dawkins, Tommy [DE], Appalachian State	1987
Dawson, Dermontti [C], Kentucky	1988-00
Dawson, Len [QB], Purdue	1957-59
DeCarlo, Nick [G], Duquesne	1933
DeCarlo, Art [B], Georgia	1953
DeCastro, David [G], Stanford	2012-20
Dekker, Jon [TE], Princeton	2007-08
Delaplaine, Jack [RB], Salem (W.Va.)	1976-79
Demko, George [T], Appalachian State	1961
Dempsey, John [T], Bucknell	1934
DePascal, Carmine [E], Wichita	1945
DePaul, Henry [G], Duquesne	1945
Derby, Dean [B], Washington	1957-61
Dess, Darrell [G], North Carolina State	1958
Dial, Buddy [E], Rice	1959-63
Dickey, Charlie [G], Arizona	1987
Dicus, Chuck [WR], Arkansas	1973
Didio, Mark [WR], Connecticut	1992
Dirden, Johnnie [WR], Sam Houston State	1981
Dixon, Dennis [QB], Oregon	2008-11



**BUDDY DIAL**

Dobbs, Joshua [QB], Tennessee	2018, 2020
Dockery, John [DB], Harvard	1972-73
Dodrill, Dale [G], Colorado A&M	1951-59
Dodson, Les [B], Mississippi	1941
Doehring, John [B]	1935
Doering, Chris [WR], Florida	2003-04
Dolly, Dick [E], West Virginia	1941-45
Doloway, Cliff [E], Carnegie Tech	1935
Donelli, Allan [B], Duquesne	1941-42
Donnalley, Rick [C-G], North Carolina	1982-83
Dornbrook, Thom [G-C], Kentucky	1979
Dotson, Kevin [G], Louisiana	2020-21
Douds, Forrest [T], Washington & Jefferson	1933-35
Dougherty, Bob [LB], Kentucky	1958
Douglas, Bob [B], Kansas State	1938
Doyle, Dick [B], Ohio State	1955
Doyle, Ted [T], Nebraska	1938-42, 43, 44
Drulis, Al [B], Temple	1947
Druschel, Rick [G-OT], N.C. State	1974
Dudley, Bill [B], Virginia	1942, 45-46
Duffy, Roger [C-G], Penn State	1998-01
Dugan, Len [C], Wichita	1939
Duggan, Gil [T], Oklahoma	1944
Duhart, Paul [B], Florida	1945
Dunaway, Craig [TE], Michigan	1973
Dunay, Tony [DB], Minnesota	1977-78
Dunn, David [WR], Fresno State	1998
Dunn, Gary [DT-NT], Miami (FL)	1976-87
Dunree, Bud [LB], Kentucky	2015-20
Dutton, Bill [B], Pitt	1946
Dwyer, Jonathan [RB], Georgia Tech	2010-13

E

Eason, Nick [DE], Clemson	2007-10
Eaton, Vic [QB], Missouri	1955
Erben, Eric [TE], North Carolina	2020-21
Echols, Terry [LB], Marshall	1984
Edge, Shayne [P], Florida	1996
Edmunds, Terrell [S], Virginia Tech	2018-21
Edmunds, Trey [RB], Maryland	2018-21
Edwards, Dave [S], Illinois	1985-87
Edwards, Glen [DB], Florida A&M	1971-77
Edwards, Troy [WR], Louisiana Tech	1999-01
Elder, Donnie [CB], Memphis State	1986
Elliott, Jayrone [LB], Toledo	2019, 2020
Elliott, Jim [K], Presbyterian	1967
Ellstrom, Marv [B], Oklahoma	1935
Elter, Leo [B], Duq. and Villa.	1953-54, 58-59
Emmons, Carlos [LB], Arkansas State	1996-99
Engelbreten, Paul [G], Northwestern	1933
Engles, Rick [P], Tulsa	1937
Erenberg, Rich [RB], Colgate	1984-86
Ernstner, Paul [P], Northern Arizona	2008
Essex, Trai [T], Northwestern	2005-11
Euhus, Tim [TE], Oregon State	2006
Evans, Donald [DE], Kentucky	1990-93
Evans, Jon [E], Oklahoma A&M	1958
Evans, Ray [QB], Kansas	1948
Everett, Thomas [FS], Baylor	1987-91

F

Faneca, Alan [G], Louisiana State	1998-07
Fangupo, Hebron [DT], Brigham Young	2012-13
Farquhar, John [TE], Duke	1996
Farr, Venice [B], North Carolina State	1938-39
Farrar, James [LB], Virginia	2002-11
Farrell, Ed [B], Muhlenberg	1938
Farris, Kris [T], UCLA	1999
Farrow, Shipley [GB], Iowa	1938
Faumui, Taase [DL], Hawaii	1994-95
Fedell, Steve [LB], Pittsburgh	1981-82
Fehler, Nick [G], Georgia	1955
Felner, Matt [OL], Bloomsburg (PA)	2016-20

Feniello, Garry [G], Wake Forest	1947
Ferguson, Bob [B], Ohio State	1962-63
Ferry, Lou [T], Villanova	1952-55
Fiala, John [LB], Washington	1998-02
Fife, Ralph [C], Pitt	1946
Figuers, Deon [CB], Colorado	1993-96
Fike, Dan [OL], Florida	1993
Filchock, Frank [QB], Indiana	1938
Finks, Jim [QB], Tulsa	1949-55
Finn, Mike [OT], Ark.-Pine Bluff	1993
Finney, BJ [C/G], Kansas State	2016-19, 2021
Fisher, Doug [LB], San Diego State	1969-70
Fisher, Everett [B], Santa Clara	1940
Fisher, Ray [T], Eastern Illinois	1959
Fiske, Max [B], DePaul	1936-39
Fitzpatrick, Minkah [S], Alabama	2019-21
Flanagan, Dick [G], Ohio State	1953-55
Flowers, Erik [DE], Louisiana State	2003
Flowers, Lee [DB], Georgia Tech	1995-02
Foggie, Fred [CB], Minnesota	1994
Folkins, Lee [E], Washington	1965
Foltz, Vernon [C], St. Vincent	1945
Footo, Larry [LB], Michigan	2002-08, 2010-13
Ford, Darryl [LB], New Mexico State	1992
Ford, Henry [B], Pitt	1956
Ford, Moses [WR], Fayetteville State	1987
Fordham, Todd [T], Florida State	2003
Fort, L.J. [LB], Northern Iowa	2015-18
Fوريا, John [B], Idaho	1967-68
Foster, Barry [RB], Arkansas	1990-94
Foster, Ramon [G], Tennessee	2009-19
Fournet, Sid [G], LSU	1957
Fox, Keyaron [LB], Georgia Tech	2008-10
Francis, Sam [B], Nebraska	1939-40
Frank, Joe [T], Georgetown	1943*
Frank, Andrew [LB], Cincinnati	2005, 07-09
Freeman, Lorenzo [NT/DT], Pitt	1987-90
Freiermuth, Pat [TE], Penn State	2021
Frien, Ernest [S], Alabama A&M	1972
Fruktich, Len [T], Penn State	1945
Fuamatu-Ma'afala, Chris [RB], Utah	1998-02
Fugler, Dick [T], Tulane	1952
Fulter, Randy [DB], Tennessee State	1995-97
Fullerton, Ed [B], Maryland	1953
Fuqua, John [B], Morgan State	1970-76
Furness, Steve [DT], Rhode Island	1972-80

G

Gage, Bob [B], Clemson	1949-50
Gagner, Larry [G], Florida	1966-69
Gaines, Wentford [DB], Cincinnati	1978
Galloway, Joey [WR], Ohio State	2009
Gammon, Kendall [OL], Pittsburgh State	1992-95
Gandy, Wayne [T], Auburn	1999-02
Gaona, Bob [T], Wake Forest	1953-56
Gardecki, Chris [P], Clemson	2004-06
Garnaas, Wilford [B], Minnesota	1946-48
Garratt, Reggie [WR], Eastern Michigan	1974-75
Garrity, Gregg [WR], Penn State	1983
Garvin, Terence [LB], West Virginia	2013-15
Gary, Keith [DE], Oklahoma	1983-88
Gasparrilla, Joe [QB], Notre Dame	1948, 50-51
Gauer, Charles [E], Colgate	1943*
Gay, William [CB], Louisville	2007-11, 2013-17
Geason, Cory [TE], Tulane	2000, 01
Geathers, Clifton [DE], South Carolina	2014-15
Gentry, Byron [G], Southern Cal.	1937-39
Gentry, Zach [TE], Michigan	2019-21
George, Matt [K], Chapman	1998
Gerela, Roy [PK], New Mexico State	1971-78
Gerl, Joe [B], Georgia	1949-51
Gibson, Oliver [DT], Notre Dame	1995-98
Gibson, Thaddeus [LB], Ohio State	2010

\* Steelers combined with Philadelphia Eagles ○ Steelers combined with Chicago Cardinals.



Steelers All-Time Roster

Gilbert, Justin [CB], Oklahoma State	2016	Hampton, Casey [NT], Texas	2001-12	Highsmith, Alex [LB], Charlotte	2020-21
Gilbert, Marcus [OT], Florida	2011-18	Hanlon, Bob [B], Loras	1949	Hill, Derek [WR], Arizona	1989-90
Gilbert III, Ulysees [LB], Akron	2019-21	Hanneman, Craig [DE], Oregon State	1972-73	Hill, Harlon [E], Florence State	1962
Gildea, John [QB], St. Bonaventure	1935-37	Hanratty, Terry [QB], Notre Dame	1969-75	Hill, Jim [B], Tennessee	1955
Gildon, Jason [LB], Oklahoma State	1994-03	Hanson, Tom [B], Temple	1938	Hillebrand, Jerry [LB], Colorado	1968-70
Gillespie, Scoop [RB], William Jewell	1984	Hargrave, Javon [NT], S.C. State	2016-19	Hills, Tony [OT], Texas	2008-10
Giilliam, Joe [QB], Tennessee State	1972-1975	Harkey, Lem [B], Emporia	1955	Hilton, John [E], Richmond	1965-69
Gilreath, David [WR], Wisconsin	2012	Harper, Maurice [C], Austin	1941	Hilton, Mike [CB], Mississippi	2017-20
Girard, Earl [B], Wisconsin	1957	Harris, Bill [E], Hardin-Simmons	1937	Hines, Glen Ray [OT], Arkansas	1973
Glamp, Joe [B], LSU	1947-49	Harris, Franco [RB], Penn State	1972-83	Hinkle, Bryan [LB], Oregon	1982-93
Glass, Glenn [B], Tennessee	1962-63	Harris, Josh [RB], Wake Forest	2014	Hinkle, John [B], Syracuse	1943
Glass, Park [C], Westminster	1947	Harris, Lou [B], Kent State	1968	Hinnant, Mike [TE], Temple	1988-89
Glatz, Fred [E], Pitt	1956	Harris, Najee [RB], Alabama	2021	Hinte, Hale [E], Pitt	1942
Glicik, Gary [B], Colorado A&M	1956-59	Harris, Ryan [OT], Notre Dame	2016	Hinton, Chuck [T], North Carolina College	1964-71
Goff, Clark [T], Florida	1940	Harris, Sunny [DE], Oregon	2009-10	Hipps, Claude [B], Georgia	1952-53
Golden, Robert [S], Arizona	2012-17	Harris, Tim [RB], Washington State	1983	Hoague, Joe [B], Colgate	1941-42, 46
Goldsmith, Bill [C], Emporia Tchrs	1947	Harrison, Arnold [LB], Georgia	2006-09	Hoak, Dick [B], Penn State	1961-70
Golson, Senquez [CB], Ole Miss	2015-16	Harrison, James [LB], Kent State	2002, 04-12, 14, 17	Hodges, Devlin [QB], Samford	2019
Gonda, George [B], Duquesne	1942	Harrison, Nolan [DE], Indiana	1997-99	Hoel, Bob [G], Minnesota	1935
Gonzalez, Pete [QB], Pitt	1998-99	Harrison Reggie [RB], Cincinnati	1974-77	Hoffmann, Dave [LB], Washington	1993
Goodman, John [DE/DT], Oklahoma	1981-85	Harrison, Richard [E], Boston College	1964	Hogan, Darrell [G], Trinity-Texas	1949-53
Goodson, John [P], Texas	1982	Harrison, Robert [LB], Oklahoma	1964	Hoge, Merrill [RB], Idaho State	1987-93
Gorinski, Walt [B], LSU	1946	Hartings, Jeff [C], Penn State	2001-06	Hohn, Bob [B], Nebraska	1965-69
Govdy, Cornell [CB], Morgan State	1987-88	Hartley, Garrett [K], Oklahoma	2015	Hoke, Chris [DT], BYU	2001-11
Gothard, Preston [TE], Alabama	1985-88	Hartley, Howard [B], Duke	1949-52	Holcomb, Bill [T], Texas Tech	1937
Grabinski, Ted [C], Duquesne	1939-40	Harvin III, Pressley [P], Georgia Tech	2021	Holler, Ed [LB], South Carolina	1964
Gradkowski, Bruce [QB], Toledo	2013-15	Hartwig, Justin [C], Kansas	2008-09	Holliday, Corey [WR], North Carolina	1995-97
Graff, Neil [QB], Wisconsin	1976-77	Haselrig, Carlton [G], Pitt-Johnstown	1990-93	Hollingsworth, Joe [B], East Kansas State	1949-51
Graham, Jeff [WR], Ohio State	1991-93	Haskins, Dwayne [QB], Ohio State	2021	Holm, Bernard [B], Northwestern	1933
Graham, Ken [QB], Washington State	1970	Hassenaue, J.C. [C], Alabama	2020-21	Holmer, Walt [B], Northwestern	1933
Graham, Kent [QB], Ohio State	2000	Hastings, Andre [WR], Georgia	1993-96	Holmes, Earl [LB], Florida A&M	1996-01
Graham, Shayne [K], Virginia Tech	2013	Hawkins, Courtney [WR], Michigan State	1997-00	Holmes, Ernie [DT], Texas Southern	1972-77
Grant, Doran [CB], Ohio State	2015	Hawkins, Jerald [OT], LSU	2016-17, 2020	Holmes, Mel [OT], N. Carolina A&T	1971-73
Gravelle, Gordon [OT], BYU	1972-76	Hawthorne, Greg [RB], Baylor	1979-83	Holmes, Santonio [WR], Ohio State	2006-09
Graves, Ray [C], Tennessee	1943	Hayduk, Henry [G], Washington State	1935	Holton, Johnny [WR], Cincinnati	2019
Graves, Tom [LB], Michigan State	1979	Hayes, Dick [LB], Clemson	1959-60, 62	Hood, Frank [B], Pitt	1933
Gray, Derwin [OL], Maryland	2020	Hayes, Jonathan [TE], Iowa	1994-96	Hood, Ziggy [DE], Missouri	2009-13
Gray, Sam [E], Tulsa	1946-47	Haynes, Verron [RB], Georgia	2002-07	Hope, Chris [S], Florida State	2002-05
Green, Bob [K], Florida	1960-61	Hays, George [E], St. Bonaventure	1950-52	Hornick, Bill [T], Tulane	1947
Green, Chaz [OL], Florida	2021	Hebert, Ken [E & K], Houston	1968	Howe, Garry [NT], Colorado	1992
Green, Eric [TE], Liberty	1990-94	Hegarty, Bill [T], Villanova	1953	Howe, Glen [OT], So. Mississippi	1985
Green, Isaiah [CB], Fresno State	2013	Held, Paul [QB], San Jose State	1954	Hoyer, Brian [QB], Michigan State	2012
Green, Kendrick [C], Illinois	2021	Heller, Warren [B], Pitt	1934-36	Hubbard, Cal [T], Geneva & Centenary	1936
Green, Kendrick [TE], UL Lafayette	2016	Henderson, Jon [B], Colorado State	1968-69	Hubbard, Chris [G], UAB	2014-17
Greene, Joe [DT], North Texas State	1969-81	Hendley, Dick [QB], Clemson	1951	Hubka, Gene [B], Bucknell	1947
Greene, Kevin [LB], Auburn	1993-95	Henry, Kevin [DE], Mississippi State	1993-00	Huff, Alan [NT], Marshall	1987
Greene, Tracy [TE], Grambling	1995	Henry, Mike [LB], Southern Cal.	1959-61	Hughes, David [RB], Boise State	1986
Greeney, Norm [G], Notre Dame	1934-35	Henry, Urban [T], Georgia Tech	1964	Hughes, Dennis [TE], Georgia	1970-71
Greenwood, L.C. [DE], Ark. AM&N	1969-81	Hensley, Dick [E], Kentucky	1952	Hughes, Dick [B], Tulsa	1957
Griffin, Larry [CB/S], North Carolina	1987-93	Henson, Ken [C], TCU	1965	Hughes, George [G], William & Mary	1950-54
Grigas, John [B], Holy Cross	1944	Henton, Anthony [LB], Troy State	1986, 88	Hunter, Art [C], Notre Dame	1965
Grimble, Xavier [TE], Southern Cal.	2016-19	Hewitt, Bill [E], Michigan	1943	Hunter, Hal [G], Pitt	1956
Grisham, Tyler [WR] Clemson	2009-10	Heyward, Cameron [DT], Ohio State	2011-21	Hunter, Justin [WR], Tennessee	2017-18
Gros, Earl [B], LSU	1967-69	Heyward-Bey, Darrius [WR], Maryland	2014-18	Huntley, Richard [RB], Winston-Salem St.	1998-00
Grossman, Randy [TE], Temple	1974-81	Hickey, Howard [E], Arkansas	1941		
Gunderman, Bob [B], Virginia	1957				
Gunnels, Riley [T], Georgia	1956-66				

H

Hackney, Elmer [B], Kansas State	1941
Haden, Joe [CB], Florida	2017-21
Haeg, Joe [OL], North Dakota State	2021
Haggans, Clark [LB], Colorado State	2000-07
Haggerty, Mike [G], Miami	1967-70
Haines, Byron [B], Washington	1937
Hairston, Russell [WR], Kentucky	1987
Haley, Dick [B], Pitt	1961-64
Hall, Deiton [CB], Clemson	1987-91
Hall, Ron [B], Missouri Valley	1959
Haller, Alan [CB], Michigan State	1992, 93
Ham, Jack [LB], Penn State	1971-82
Hamilton, Cobi [WR], Arkansas	2016
Hamilton, Ray [TE], Iowa	2015



• Steelers combined with Philadelphia Eagles ○ Steelers combined with Chicago Cardinals.

Steelers All-Time Roster

**I**

Ilkin, Tunch [OT], Indiana State	1980-92
Itzel, John [B], Pitt	1945
Ivy, Corey [CB], Oklahoma	2009
Ivy, Frank [E], Oklahoma	1940
Ivy, Mortly [LB], West Virginia	2011
Iwuoma, Chidi [CB], California	2002-06
Izo, George [QB], Notre Dame	1966

**J**

Jackson, Alonzo [LB], Florida State	2003-04
Jackson, Earnest [RB], Texas A&M	1986-88
Jackson, John [OT], Eastern Kentucky	1988-97
Jackson, Lenzie [WR], Arizona State	2001-02
James, Dan [T], Ohio State	1960-66
James, Jesse [TE], Penn State	2015-18
Janecek, Clarence [G], Purdue	1933, 35
Jansante, Val [E], Duquesne	1946-51
Jarvi, Toimi [B], Northern Illinois	1945
Jecha, Ralph [G], Northwestern	1956
Jefferson, Roy [E], Utah	1965-69
Jelley, Tom [E], Miami	1951
Jenkins, A.J. [LB/DE], Cal State-Fullerton	1989-90
Jenkins, John [S], Pittsburgh	1998
Jenkins, Ralph [C], Clemson	1947
Jeter, Tony [E], Nebraska	1966, 68
Johnson, Bill [DE], Michigan State	1995-96
Johnson, Brandon [LB], Louisville	2012
Johnson, Buddy [LB], Texas A&M	2021
Johnson, Charles [WR], Colorado	1994-98
Johnson, David [CB], Kentucky	1989-93
Johnson, David [TE], Arkansas State	2009-13, 16
Johnson, Diontae [WR], Toledo	2019-21
Johnson, Jason [WR], Illinois State	1989
Johnson, John Henry [B], Arizona State	1960-65
Johnson, Jovon [CB], Iowa	2006
Johnson, Malcolm [WR], Notre Dame	1999-00
Johnson, Norm [PK], UCLA	1995-98
Johnson, Ron [CB], Eastern Michigan	1978-84
Johnson, Steven [LB], Kansas	2016-17
Johnson, Tim [DE/DT], Penn State	1987-89
Johnson, Troy [WR], Southern	1988
Johnson, Wesley [OL], Vanderbilt	2014
Johnson, Will [FB], West Virginia	2012-15
Johnston, Chet [B], Elmhurst & Marquette	1939-40
Johnston, Rex [B], Southern Cal.	1960
Jones, Aaron [DE/LB], E. Kentucky	1988-92
Jones, Art [B], Richmond	1941, 45
Jones, Bruce [SS], Northern Alabama	1987



Jones, Donta [LB], Nebraska	1995-98
Jones, Felix [RB], Arkansas	2013
Jones, Gary [S], Texas A&M	1990-91, 93-94
Jones, George [RB], San Diego State	1997
Jones, Jacoby [KR/WR], Lane	2015
Jones, Jarvis [LB], Georgia	2013-16
Jones, Jim [G], Notre Dame	2004
Jones, Landry [QB], Oklahoma	2013-17
Jones, Mike [LB], Missouri	2001, 02
Jones, Tevin [WR], Memphis	2019
Jones, Victor [FB], Louisiana State	1993-94
Jordan, Darrin [LB], Northeastern	1988
Jorden, Tim [TE], Indiana	1992-93
Joseph, Karl [S], West Virginia	2021

**K**

Kahler, Royal [T], Nebraska	1941
Kakasic, George [G], Duquesne	1936-39
Kalina, Dave [WR], Miami (FL)	1970
Kalis, Todd [G], Arizona State	1994
Kapele, John [T], BYU	1960-62
Kapinos, Jeremy [P], Penn State	2010-11
Kaplan, Phil [G], Miami (FL)	1947
Karcis, John [B], Carnegie Tech	1936-38
Karpowich, Ed [T], Catholic U.	1936-39
Karras, Ted [T], Indiana	1958-59
Kase, George [G], Duquesne	1939
Kavel, George [B], Carnegie Tech	1934
Keating, Tom [DT], Michigan	1973
Keisel, Brett [DE], BYU	2002-14
Keith, Craig [TE], Lenoir-Rhyne	1993-94
Kelley, Jim [E], Notre Dame	1964
Kellum, Marv [LB], Wichita State	1974-76
Kelly, Kameron [S], San Diego State	2019
Kelsay, Chad [LB], Nebraska	1999
Kelsch, Mose [B], Christian	1933-34
Kemoatu, Chris [G], Utah	2006-11
Kemp, Jack [QB], Occidental	1957
Kemp, Ray [T], Duquesne	1933
Kenerson, John [G], Kentucky State	1962
Kerkorian, Gary [QB], Stanford	1952
Keys, Brady [B], Colorado State	1961-67
Kichelski, Walt [E], Miami	1940-42, 44
Kielbasa, Max [B], Duquesne	1946
Kiesling, Walt [G], St. Thomas	1937-38
Kieck, George [B], Bucknell	1940, 45
Killebrew, Miles [S], Southern Utah	2021
Killorin, Pat [C], Syracuse	1966
Kilroy, Frank [T], Temple	1943
Kimble, Frank [E], West Virginia	1945
King, Carlos [FB], N.C. State	1998
King, Justin [CB], Penn State	2012
King, Phil [B], Vanderbilt	1964
Kirchner, Mark [OT], Baylor	1983
Kirk, Ken [LB], Mississippi	1960
Kirkland, Levon [LB], Clemson	1992-00
Kirschke, Travis [DE], UCLA	2004-09
Kish, Ben [B], Pitt	1943
Kissell, Ed [B], Wake Forest	1952-54
Klapstein, Earl [T], Pacific	1946
Klein, Dick [T], Iowa	1961
Klumb, John [E], Washington State	1940
Knox, Darryl [LB], UNLV	1987
Kohrs, Bob [LB], Arizona State	1981-85
Kolb, Jon [OT], Oklahoma State	1969-81
Kolberg, Elmer [E], Oregon State	1941
Kolodziejcki, Chris [TE], Wyoming	1984
Kondra, John [T], St. Vincent	1945
Kortas, Ken [T], Louisville	1965-68
Kosonovich, Bronco [C], Penn State	1947
Koshlap, Jules [B], Georgetown	1945
Kotite, Dick [TE], Wagner	1968
Kotter, Martin [B], Centre	1933

Kranchick, Matt [TE], Penn State	2004-05
Kreider, Dan [FB], New Hampshire	2000-07
Kresky, Joe [G], Wisconsin	1935
Kriseldt, Clint [LB], Wisc.-Stevens Point	2003-07
Krisher, Bill [G], Oklahoma	1958
Kruczek, Mike [QB], Boston College	1976-79
Krupa, Joe [OT], Purdue	1956-64
Krutko, Larry [RB], West Virginia	1958-60
Kuhn, John [RB], Shippensburg	2006
Kuntz, Christian [LS], Duquesne	2021
Kurpeikis, Justin [LB], Penn State	2001-02
Kurrasch, Roy [E], UCLA	1948
Kvaternik, Zvonimir [G], Kansas	1934

**L**

Lach, Steve [B], Duke	1946-47
LaCrosse, Dave [LB], Wake Forest	1987
Ladygo, Pete [G], Maryland	1952, 54
Lajousky, Bill [G], Catholic U.	1936
Lake, Carnell [SS], UCLA	1989-98
Lamas, Joe [G], Mount St. Mary's	1942
Lambert, Frank [K], Mississippi	1965-66
Lambert, Jack [LB], Kent State	1974-84
Lantz, Montgomery [C], Grove City	1933
Lanza, Chuck [C], Notre Dame	1988-89
Larose, Dan [T], Missouri	1964
Lassahn, Lou [E], Western Maryland	1938
Lasse, Dick [LB], Syracuse	1958-59
Lattner, John [B], Notre Dame	1954
Laux, Ted [B], St. Joseph (PA)	1943
Law, Hubbard [C], Sam Houston	1942, 45
Lawrence, Ben [G], Indiana (PA)	1987
Layne, Bobby [QB], Texas	1958-62
Layne, Justin [CB], Michigan State	2019-21
Lea, Paul [T], Tulane	1951
Leahy, Bob [QB], Emporia State	1971
Leahy, Gerald [T], Colorado	1957
Lee, Bernard [B], Villanova	1938
Lee, Danzell [TE], Lamar	1987
Lee, Greg [DB], Arkansas State	1988
Lee, Herman [T], Florida A&M	1968
Lee, John [B], Carnegie Tech	1939
Leffridge, Dick [B], West Virginia	1966
Leffwich, Byron [QB], Marshall	2008, 2010-12
Legue, John [OL], Tulane	2021
Legursky, Doug [C], Marshall	2009-12, 15
Lemek, Ray [G], Notre Dame	1962-65
Lester, Tim [FB], Eastern Kentucky	1995-98
Letsinger, Jim [G], Purdue	1933
Levanti, Lou [G], Illinois	1951-52
Levey, Jim [B]	1934-36
Lewis, Frank [WR], Grambling	1971-77
Lewis, Joe [T], Compton Junior	1958-60
Lewis, Keenan [CB], Oregon State	2009-12
Lewis, Roy [CB], Washington	2008
Liddick, Dave [T], George Washington	1957
Lind, Mike [B], Notre Dame	1965-66
Lippis, Louis [WR/KR], So. Mississippi	1984-91
Lipscomb, Gene [T]	1961-62
Little, David [LB], Florida	1981-92
Littlefield, Carl [B], Washington State	1939
Lloyd, Greg [LB], Fort Valley State	1988-97
Lockett, Charles [WR], Long Beach St.	1987-88
Logan, Charles [E], Northwestern	1964
Logan, Mike [S], West Virginia	2001-06
Logan, Stefan [WR], South Dakota	2009
Long, Bill [E], Oklahoma A&M	1949-50
Long, Terry [G], East Carolina	1984-91
Longnecker, Ken [T], Lebanon Valley	1960
Looney, Don [E], TCU	1941-42
Lott, Andre [S], Tennessee	2006
Lott, John [C/G], North Texas State	1987
Lott, Kamil [WR], Cal-Poly San Luis Obispo	2000

• Steelers combined with Philadelphia Eagles ○ Steelers combined with Chicago Cardinals.

Steelers All-Time Roster

Loudermilk, Isaiahh [DL], Wisconsin	2021	Maxson, Alvin [RB], So. Methodist	1977-78	Midler, Lou [G], Minnesota	1939
Love, Duval [G], UCLA	1992-94	May, Ray [LB], Southern Cal.	1967-69	Mihalik, Brian [OT], Boston College	2016
Love, John [T], Pitt	1934	Mayhew, Hayden [G], Tex. Mines	1936-38	Miles, Eddie [LB], Minnesota	1990
Love, Reggie [LB], Troy State	1999	Mays, Alvoid [CB], West Virginia	1995	Miller, Heath [TE], Virginia	2005-15
Lowther, Russ [B], Detroit	1945	Mays, Lee [WR], Texas-El Paso	2002-06	Miller, Jim [QB], Michigan State	1995-96
Lucas, Duck [TE], Boston College	1958	Mazzanti, Jerry [E], Arkansas	1967	Miller, Josh [P], Arizona	1996-03
Lucas, Jeff [OT], West Virginia	1987	McAfee, Fred [RB], Mississippi College	1994-98	Miller, Tom [E], Hampden Sydney	1943●
Lucente, John [B], West Virginia	1945	McBean, Ryan [DE], Oklahoma State	2007	Mills, Ernie [WR], Florida	1991-96
Luna, Bob [B], Alabama	1959	McBriar, Mat [P], Hawaii	2013	Milons, Freddie [WR], Alabama	2003
Lusteg, Booth [B], Connecticut	1968	McCabe, Richie [B], Pitt	1955, 1957-58	Minarik, Henry [E], Michigan State	1951
Lyons, Caushaud [DE], Tusculum	2015	McCaffray, Art [T], Pacific	1946	Miner, Tom [E], Tulsa	1958
Lyons, Mitch [TE], Michigan State	1997-99	McCain, Brice [CB], Utah	2014	Mingo, Gene [K] no college	1969-70

**M**

Mack, Red [B], Notre Dame	1961-63, 65	McClairren, Jack [E], Bethune-Cookman	1955-60	Mitchell, Mike [S], Ohio	2014-17
Mack, Rico [LB], Appalachian State	1993	McCloud, Ray-Ray [WR], Clemson	2020-21	Minter, Michael [DT], North Texas State	1987
Mackrides, Bill [QB], Nevada	1953	McClung, Willie [T], Florida A&M	1955-57	Moats, Arthur [LB], James Madison	2014-17
Maddox, Tommy [QB], UCLA	2001-05	McCombs, Glenn [TE], Central Florida	1988-87	Modzelewski, Dick [T], Maryland	1955
Madison, Anthony [CB], Alabama	2006-11	McConnell, Dewey [E], Wyoming	1954	Modzelewski, Ed [B], Maryland	1952
Magac, Mike [G], Missouri	1965-66	McCoy, Jamie [TE], Texas A&M	2012	Moegele, Dick [B], Rice	1960
Magulick, George [B], St. Francis	1944●	McCullers, Daniel [DL], Tennessee	2014-19	Momsem, Tony [C], Michigan	1951
Mahan, Sean [C], Notre Dame	2007	McCullough, Hugh [B], Oklahoma	1939, 43●	Moncrief, Donte [WR], Mississippi	2019
Maher, Francis [B], Toledo	1941	McDade, Karl [C], Portland	1938	Mondeau, Henry [DL], Oregon	2020-21
Malecki, John [G], Pittsburgh	2012	McDonald, Ed [B], Duquesne	1936	Moore, Bill [B], Loyola of New Orleans	1993
Malchowich, Joe [C], Duquesne	1935	McDonald, Vance [TE], Rice	2018-20	Moore Jr., Dan [T], Texas A&M	2023
Mallick, Francis [T]	1965	McDonald, Coley [QB], Day	1939-41, 44●	Moore, Lance [WR], Toledo	2014
Malone, Mark [QB], Arizona State	1980-87	McDonough, Paul [E], Utah	1938	Moore, Melwelle [RB], Tulane	2008-11
Mandich, Jim [TE], Michigan	1978	McDonough, Paul [E], Utah	1938	Moore, Red [G], Penn State	1947-49
Mansfield, Ray [C], Washington	1964-76	McFadden, Bryant [CB], Florida State	2005-08, 10-11	Morales, Gonzales [B], St. Mary's of Calif.	1947-48
Manske, Edgar [E], Northwestern	1938	McFadden, Marshall [LB], S.C. State	2012	Moran, Sean [WR], Brown	2004-06
Manuel, Rod [DE], Oklahoma	1997-98	McFadden, Marv [G], Michigan State	1953, 56	Morgan, Bob [B], New Mexico	1967-68
Maples, Bob [C], Baylor	1971	McFarland Jr., Anthony [RB], Maryland	2020-21	Morgan, Quincy [WR], Kansas State	2005
Maras, Joe [C], Duquesne	1938-40	McGee, Ben [E], Jackson State	1964-72	Moriarty, Tom [S], Bowling Green	1970
Marchi, Basilio [C], NYU	1934	McGovern, Rob [LB], Holy Cross	1991	Morrall, Earl [QB], Michigan State	1957-58
Marchbroda, Ted [QB], St. Bonaventure/Detroit	1953, 55-56	McGriff, Tyrone [G], Florida A&M	1980-82	Morris, Byron "Bam" [RB], Texas Tech	1994-95
Marion, Jerry [B], Wyoming	1967	McHugh, Sean [TE], Penn State	2008-09	Morris, John [B], Oregon	1960
Marler, Henry [B], West Virginia	1934	McKyer, Tim [CB], Texas-Arlington	1994	Morse, Steve [RB], Virginia	1985
Markland, Jeff [TE], Illinois	1988	McLendon, Steve [NT], Troy	2010-15	Moser, Rick [RB], Rhode Island	1978-79, 81-82
Marotti, Lou [G], Toledo	1944●	McMakin, John [TE], Clemson	1972-74	Mosher, Clure [C], Louisville	1942
Marsh, Cassius [LB], UCLA	2020	McNally, Johnny "Blood" [B], St. John (MN)	1934, 37-38	Mosley, Norm [B], Alabama	1948
Marsh, Curtis [WR], Utah	1997	McNamara, Ed [T], Holy Cross	1945	Moss, Paul [E], Purdue	1933
Martha, Paul [B], Pitt	1964-69	McPeak, Bill [E], Pitt	1949-57	Mott, Marion [B], Nevada	1955
Martin, John [B], Oklahoma	1944	McWilliams, Tom [B], Mississippi State	1950	Mott, Norm [B], Georgia	1934
Martin, Tee [QB], Tennessee	2000-01	Meadows, Ed [E], Duke	1955	Moye, Derek [WR], Penn State	2013
Martin, Vernon [B], Texas	1942, 44●	Meeks, Bryant [C], South Carolina	1947-48	Mularkey, Mike [TE], Florida	1989-91
Mason, Grant [CB], Michigan	2007	Melchick, Chuck [E], Duquesne	1946-51	Mulleneaux, Lee [C], Northern Arizona	1935-36
Masters, Bob [B], Baylor	1939, 43●	Melinger, Steve [E], Kentucky	1961	Mullins, Gerry [G/OT], Southern Cal.	1971-79
Masters, Walt [B], Penn	1944●	Mendenhall, Rashard [RB], Illinois	2008-12	Mundy, Ryan [S], West Virginia	2009-12
Matangelo, John [G], Notre Dame	1947-48	Meredith, Jamon [G], South Carolina	2011	Murphy, Dick [T], Purdue	1956
Matakevich, Tyler [LB], Temple	2016-19	Merkovskiy, Elmer [T], Pitt	1944●, 45-46	Murphy, Tyler [WR/QB], Boston College	2015
Matesic, Ed [B], Pitt	1936	Merriweather, Mike [LB], Pacific	1982-87	Murray, Earl [G], Purdue	1952
Matesic, Joe [T], Arizona State	1954	Messner, Max [LB], Cincinnati	1964-65	Musulini, George, Pitt	1938
Mathews, Ray [B], Clemson	1951-59	Mettenberger, Zach [QB], LSU	2016	Myslinski, Tom [OL], Tennessee	1996-97, 2000
Mathews, Ricardo [DE], Cincinnati	2016	Meyer, Dennis [DB], Arkansas State	1973		
Mathis, Terance [WR], New Mexico	2002	Meyer, Ron [QB], S. Dakota State	1966		
Mattioli, Fran [G], Pitt	1946	Michael, Bill [G], Ohio State	1957		
Matuszak, Marv [LB], Tulsa	1953, 55-56	Michaels, Ed [G], Villanova	1943●		
Mauter, Arthur [DB], Memphis	2021	Michaels, Lou [E], Kentucky	1961-63		
Maxey, Johnny [DT], Mars Hill	2016	Michalki, Art [G], St. Ambrose	1955-56		
		Middleton, Kelvin [SS], Wichita State	1987		

**N**

Nagler, Gern [E], Santa Clara	1959
Naiota, John [B], St. Francis	1942, 45
Nardi, Dick [B], Ohio State	1939
Nelsen, Bill [QB], Southern Cal.	1963-67
Nelson, Darrell [TE], Memphis State	1984-85
Nelson, David [WR], Florida	2015
Nelson, Edmund [NT/DE], Auburn	1982-87
Nelson, Steven [CB], Oregon State	2019-20
Nery, Carl [G], Duquesne	1940-41
Newberry, Tom [G], Wisconsin-La Crosse	1995
Newsome, Harry [P], Wake Forest	1985-89
Nicolai, Armand [T/K], Duquesne	1934-42
Nichols, Allen [B], Temple	1945
Nicholas, Bob [T], Stanford	1965
Nickel, Elbie [TE], Cincinnati	1947-57
Nickerson, Hardy [LB], California	1987-92
Nicksich, George [G], St. Bonaventure	1950
Nisby, John [G], Pacific	1957-61
Nix, Kent [QB], TCU	1967-69
Nix, Roosevelt [FB], Kent State	2015-19



● Steelers combined with Philadelphia Eagles ○ Steelers combined with Chicago Cardinals.

Steelers All-Time Roster

Nixon, Mike [B], Pitt 1935  
 Nkwenti, Mathias [OT], Temple 2001-03  
 Noble, Leo [G], Penn State 1948-49  
 Nofsinger, Terry [QB], Utah 1961-64  
 Noppenberg, John [B], Miami 1940-41  
 Norwood, Tre [DB], Oklahoma 2021  
 Nosich, John [TE], Duquesne 1938  
 Nua, Shaun [DE], BYU 2005  
 Nutter, "Buzz" [C], VPI 1961-64  
 Nuzum, Jerry [B], New Mex. A&M 1948-51

O

O'Brien, Fran [T], Michigan State 1966-68  
 O'Brien, John [E], Florida 1954-56  
 Odelli, Mel [B], Duquesne 1944-45  
 Odom, Henry [RB], South Carolina State 1983  
 O'Donnell, Neil [QB], Maryland 1990-95  
 Oehler, John [C], Purdue 1933-34  
 Oelrich, John [B], St. Ambrose 1938  
 Okobi, Chukky [C/G], Purdue 2001-06  
 Okorofor, Chukwuma [OT], Western Mich. 2018-21  
 O'Leary, Dan [TE], Notre Dame 2002  
 Oldham, Chris [CB], Oregon 1995-99  
 Oldham, Ray [DB], MTSU 1978  
 Olejniczak, Stan [T], Pitt 1935  
 Oliver, Clarence [DB], San Diego State 1969-70  
 Olsavsky, Jerry [LB], Pitt 1989-97  
 Olsen, Eric [C], Notre Dame 2013  
 Olszewski, Al [E], Penn State & Pitt 1945  
 O'Malley, Joe [E], Georgia 1955-56  
 O'Neil, Bob [G], Notre Dame 1956-57  
 Oniskey, Dick [G], Chattanooga 1955  
 Opar, Dave [DE/NT], Penn State 1987  
 Orlando, Bo [S], West Virginia 1998  
 Orr, Jim [E], Georgia 1958-60  
 Ortmann, Chuck [QB], Michigan 1951  
 O'Shea, Terry [TE], California (PA) 1989-90  
 Oswald, Paul [C], Kansas 1987  
 Owens, Darrick [WR], Mississippi 1992

P

Palelei, Si'ulagi [G], Nevada-Las Vegas 1993  
 Palko, Tyler [QB], Pittsburgh 2009  
 Palmer, Michael [TE], Clemson 2013-14  
 Palmer, Tom [T], Wake Forest 1953-54  
 Papach, George [B], Purdue 1948-49  
 Parker, Frank [DT], Oklahoma State 1968-69  
 Parker, Willie [RB], North Carolina 2004-09  
 Parquet, Jeremy [OL], Southern Miss 2007-08  
 Parrish, James [OL], Temple 1995  
 Paschell, Bill [B] 1940  
 Pascka, Gordon [G], Minnesota 1943  
 Pastin, Frank [G], Waynesburg 1942  
 Patrick, John [B], Penn State 1941, 45-46  
 Patterson, Bill [QB], Baylor 1940  
 Paulson, David [TE], Oregon 2012-13  
 Pavia, Ralph [G], Dayton 1947  
 Pavkov, Stonko [G], Idaho 1939-40  
 Paxson, Scott [DT], Penn State 2008  
 Pead, Isaiah [RB], Cincinnati 2015  
 Peaks, Clarence [B], Michigan State 1964-65  
 Pearson, Barry [WR], Northwestern 1972-73  
 Pearson, Preston [B], Illinois 1970-74  
 Pegram, Eric [RB], North Texas State 1995-96  
 Penke, Leon [QB], Arkansas 1945  
 Perko, John [G], Duq. 1937-40, 44-45  
 Perry, Darren [FS], Penn State 1992-98  
 Perry, Lowell [B], Michigan 1956  
 Petchel, John [QB], Duquesne 1945  
 Petersen, Ted [OT/C], E. Illinois 1977-83, 87  
 Peterson, Todd [K], Georgia 2002  
 Petrella, John [B], Penn State 1945  
 Philip, Marvin [C], California 2006

Pierre, James [CB], Florida Atlantic 2020-21  
 Pierre, John [E], Pitt 1945  
 Pillath, Roger [T], Wisconsin 1966  
 Pine, Ed [LB], Utah 1965  
 Pinney, Ray [OL], Washington 1976-78, 80-82, 85-87  
 Piron, Rocco [G], Catholic U. 1940-41  
 Pittman, Mel [C], Hardin-Simmons 1935  
 Platakus, George [E], Duquesne 1938-41  
 Pokorny, Frank [WR], Youngstown State 1985  
 Polamalu, Troy [S], Southern Cal. 2003-14  
 Pollard, Frank [RB], Baylor 1980-88  
 Pope, Leonard [TE], Georgia 2012  
 Popovich, John [B], St. Vincent 1944-45  
 Porter, Joey [LB], Colorado State 1999-06  
 Postus, Al [B], Villanova 1945  
 Poteat, Hank [CB], Pitt 2000-02  
 Pottios, Myron [LB], Notre Dame 1961-65  
 Potts, Bill [B], Villanova 1934  
 Pough, Ernest [WR], Texas Southern 1976-77  
 Pouncey, Maurkice [C], Florida 2010-20  
 Pourdandesh, Shar [T], Nevada 1999-00  
 Powell, Tim [E], Northwestern 1966  
 Powers, John [E], Notre Dame 1962-66  
 Priatko, Bill [LB], Pitt 1957  
 Putzier, Rollin [DT], Oregon 1988

Q

Quatse, Jesse [T], Pitt 1933-34  
 Quick, Jerry [OT/G], Wichita State 1987  
 Quinn, Mike [QB], Stephen F. Austin 1997

R

Raborn, Carroll [C], SMU 1936-37  
 Rader, Kevin [TE], Youngstown State 2020-21  
 Rado, Alex [B], New River State 1934-35  
 Rado, George [G], Duquesne 1935-37  
 Radosevich, George [C], Pitt 1953  
 Ragunas, Vince [B], VMI 1949  
 Rainey, Chris [RB], Florida 2012  
 Rajkovich, Pete [B], Detroit 1934  
 Randle E, Antwan [WR], Indiana 2002-05, 2010  
 Randour, Hub, Pitt 1935  
 Rankin, Walt [B], Texas Tech 1944-45  
 Rasby, Walter [TE], Wake Forest 1994, 2004  
 Raskowski, Leo [T], Ohio State 1933  
 Rasmussen, Randy [C-G], Minnesota 1984-86  
 Ravotti, Eric [LB], Penn State 1994-96  
 Raybon, Israel [DE], North Alabama 1996  
 Reavis, Dave [OT], Arkansas 1974-75  
 Rechichar, Bert [B], Tennessee 1960  
 Redman, Isaac [RB], Bowie State 2010-12  
 Reed, Jeff [K], North Carolina 2002-10  
 Reeder, Dan [RB], Delaware 1986, 87  
 Reese, Jerry [DE], Kentucky 1988  
 Reger, John [LB], Pitt 1955-63

Reid, Willie [WR], Florida State 2006-07  
 Renfro, Will [G], Memphis State 1960  
 Repko, Joe [T], Boston College 1946-47  
 Retkofsky, Jared [LS], TCU 2008-09  
 Reutershan, Randy [WR], Pitt 1978  
 Reutt, Ray [E], VMI 1943-45  
 Reynolds, Billy [B], Pitt 1958  
 Reynolds, Jim [B], Oklahoma A&M 1946  
 Rhodes, Don [T], W & J 1933  
 Ribble, Loran [G], Hardin-Simmons 1934-35  
 Ridley, Stevan [RB], Louisiana State 2017-18  
 Richards, Perry [E], Detroit 1957  
 Richardson, Daryl [RB], Abilene Christian 2016  
 Richardson, Huey [LB/DE], Florida 1991  
 Richardson, Terry [RB], Syracuse 1996  
 Richmond, Rock [DB], Oregon 1987  
 Ricketts, Tom [OT], Pitt 1989-91  
 Riemersma, Jay [TE], Michigan 2003-04  
 Rienstra, John [G], Temple 1986-90  
 Riffe, Dick [B], Albright 1941-42  
 Riley, Avon [LB], UCLA 1987  
 Riley, Cameron [DB], Missouri 1987  
 Rivera, Gabe [DT], Texas Tech 1983  
 Rizzo, Tony, Duquesne 1938  
 Roberts, Adrian [B], Georgia 1934  
 Robinson, John [LB], Temple 2012  
 Robinson, Ed [LB], Florida 1994  
 Robinson, Gil [E], Catawba 1933  
 Robinson, Jack [T], N.E. Missouri State 1938  
 Robnett, Marshall [C], Texas A&M 1944-45  
 Rodak, Mike [B], Western Reserve 1942  
 Rodenhauer, Mark [LS/C], Illinois State 1998  
 Rodgers, John [TE], Louisiana Tech 1982-84  
 Roethlisberger, Ben [QB], Miami (OH) 2004-21  
 Rogel, Fran [B], Penn State 1950-57  
 Rogers, Cullen [B], Texas A&M 1946  
 Rogers, Eli [WR], Louisville 2015-16, 2018  
 Rorison, Jim [T], Southern Cal. 1938  
 Rosepink, Marty [G], Pitt 1947  
 Ross, Oliver [OL], Iowa State 2000-04  
 Rossum, Allen [PR/KR/CB], Notre Dame 2007  
 Rostovsky, Pete [OT], Connecticut 1984-86  
 Rouen, Tom [P], Colorado 2002  
 Rowley, Bob [LB], Virginia 1963  
 Rowser, John [DB], Michigan 1970-73  
 Royals, Mark [P], Appalachian State 1992-94  
 Roye, Orpheus [DE], Florida State 1996-99, 08  
 Rozzell, Aubrey [LB], Delta State 1957  
 Rucinski, Ed [E], Indiana 1944-45  
 Rudolph, Mason [QB], Oklahoma State 2019-21  
 Ruff, Guy [LB], Syracuse 1982  
 Ruple, Ernie [T], Arkansas 1968-69  
 Russell, Andy [LB], Missouri 1963, 1966-76  
 Russell, Gary [RB], Minnesota 2007-08  
 Ryan, Ed [E], St. Mary's (Cal.) 1948



JOEY PORTER

● Steelers combined with Philadelphia Eagles ○ Steelers combined with Chicago Cardinals.



## Steelers All-Time Roster

## S

Sader, Steve [B] no college	1943	Sebastian, Mike [B], Pitt	1935	Snow, David [C/G], Texas	2013
Sadowski, Troy [TE], Georgia	1997-98	Seigler, Richard [LB], Oregon State	2006	Snyder, Bill [G], Ohio U.	1934-35
Salata, Paul [E], Southern Cal.	1950-51	Seltz, Warren [TE], Missouri	1986	Sodaski, John [DB], Villanova	1970
Sample, John [B], Maryland State	1961-62	Sense, Bernard [B], Duquesne	1944	Soleau, Bob [LB], William & Mary	1964
Samuel, Don [B], Oregon State	1949-50	Sensabaugh, Coty [CB], Clemson	2017-18	Solomon, Ariel [G/OT], Colorado	1991-95
Samuels, Jaylen [RB], NC State	2018-20	Sepulveda, Daniel [P], Baylor	2007-11	Somers, George [T], LaSalle	1941-42
Samuelson, Carl [T], Nebraska	1948-51	Sexton, Brent [DB], Elon	1977	Sorce, Ross [T], Georgetown	1945
Sanchez, Lupe [CB/WR], UCLA	1986-88	Shabazz, Al-Haji [CB], West Chester (PA)	2016	Sorte, Wilbur [E], West Virginia	1933-40
Sandberg, Sigurd [T], Iowa Wesleyan	1935-37	Shaffer, George [B], Washington & Jefferson	1933	Souchak, Frank [E], Pitt	1939
Sandefur, Dick [B], Purdue	1936-37	Shanklin, Ron [WR], North Texas State	1970-74	Spaeth, Matt [TE], Minnesota	2007-10, 2013-15
Sanders, Chuck [RB], Slippery Rock	1986-87	Sharp, Rick [T], Washington	1970-71	Spann, Chad [RB], Northern Illinois	2012
Sanders, Emmanuel [WR], SMU	2010-13	Shaw, Bobby [WR], California	1998-01	Spence, Sean [LB], Miami	2012-15, 17
Sanders, John [G], SMU	1940-42	Shazier, Ryan [LB], Ohio State	2014-17	Spencer, Todd [RB], Sothern Cal.	1984-85
Sandig, Curt [B], St. Mary of Texas	1942	Sheffield, Chris [CB], Albany State	1986-87	Spillane, Robert [LB], Western Michigan	2019-21
Sandusky, Mike [G], Maryland	1957-65	Shell, Donnie [SS], South Carolina State	1974-87	Spinks, Jack [G], Alcorn A&M	1952
Sapp, Theron [B], Georgia	1963-65	Shelton, Richard [CB], Liberty	1990-93	Spizak, Charley [QB], Carnegie Tech	1938
Saul, Bill [LB], Penn State	1964, 66-68	Shepard, Charles [B], North Texas State	1956	St. Pierre, Brian [QB], Boston College	2003-04, 06/07
Saumer, Sylvester [B], St. Olaf	1934	Sheriff, Stan [LB], Cal. Polytech	1954	Staat, Jeremy [DE], Arizona State	1998-00
Saunders, Wesley [TE], South Carolina	2011	Sherman, Alex [QB], Brooklyn	1943	Staggers, Jon [WR], Missouri	1970-71
Scalles, Charles [B], Indiana	1960-61	Sherman, Bob [B], Iowa	1964-65	Staller, Brenden [G], Nebraska	1995-99
Scalles, Tegray [LB], Toledo	2020-21	Shields, Burrell [B], John Carroll	1954	Staley, Duce [RB], South Carolina	2004-06
Scarbath, Jack [QB], Maryland	1956	Shields, Scott [S], Weber State	1999-00	Stallworth, John [WR], Alabama A&M	1974-87
Scherer, Bernard [E], Nebraska	1939	Shiner, Dick [QB], Maryland	1968-69	Stanley, Ron [LB], Michigan State	2006
Schiechl, John [C], Santa Clara	1941-42	Shipkey, Jerry [B], UCLA	1948-52	Stanton, John [B], N.C. State	1961
Schmidt, John [C], Carnegie Tech	1940	Shorter, Jim [B], Detroit	1969	Stapleton, Darnell [G/C], Rutgers	2007-09
Schmitz, Bob [LB], Montana State	1961-66	Shugarts, Bret [DE], Indiana (PA)	1987	Stark, Pat [B], Syracuse	1954-56
Schneck, Mike [LS], Wisconsin	1999-04	Shurtz, Hubert [T], LSU	1948	Stark, Rohn [P], Florida State	1995
Schnelker, Bob [E], Bowling Green	1961	Sly, Don [B], San Diego State	1967-68	Starks, Max [T], Florida	2004-12
Schobert, Joe [LB], Wisconsin	2021	Simmons, John [T], Purdue	1958	Staret, Ben [B], St. Mary's of California	1941
Schuelke, Karl [B], Wisconsin	1939	Simien, Tracy [LB], Texas Christian	1989	Station, Larry [LB], Iowa	1986
Schultz, Eberle [G], Oregon State	1941-42	Simington, Milt [B], Arkansas	1942	Stautner, Ernie [T], Boston College	1950-63
Schwartz, Elmer [B], Wash. State	1933	Simmons, Jason [CB], Arizona State	1998-01	Steed, Joel [NT], Colorado	1992-99
Schweder, John [G], Penn	1951-55	Simmons, Jerry [WR], Bethune-Cookman	1965-66	Steele, Ernie [B], Washington	1943
Scobee, Josh [K], Louisiana Tech	2015	Simmons, Kendall [G], Auburn	2002-08	Stehouwer, Ron [B], Colorado State	1960-64
Scolnick, Glenn [WR], Indiana	1973	Simms, Bob [E], Rutgers	1962	Stenger, Brian [LB], Notre Dame	1969-72
Scott, Wilbert [LB], Indiana	1961	Simon, John [LB], Ohio State	2021	Stenn, Paul [T], Villanova	1947
Scott, Chad [CB], Maryland	1997-04	Simpson, Jack [B], Florida	1961-62	Stephens, Jamin [OT], North Carolina A&T	1996-98
Scott, Chris [OT], Tennessee	2010-11	Simpson, Tim [G/C], Illinois	1994	Stephens-Howling, LaRod [RB], Pittsburgh	2013
Scott, Delontae [LB], SMU	2021	Sims, Darryl [DE], Wisconsin	1988-86	Stephens, Denn [B], Ursinus	1943
Scott, Jonathan [OT], Texas	2010-11	Sims, Steven [WR], Kansas	2021	Stewart, Kordell [QB], Colorado	1995-02
Scudero, Joe [B], San Francisco	1960	Sinkovitz, Frank [C], Duke	1947-52	Stingily, Byron [OT], Louisville	2015
Seabaugh, Todd [LB], San Diego State	1984	Sirochman, George [E], Duquesne	1942	Stock, John [E], Pitt	1956
Seabright, Charles [QB], West Virginia	1946-50	Stes, Vince [E], Pitt	1936-37	Stock, Mark [WR], Virginia Military	1989
Seals, Ray [DE], no college	1994-95	Skansi, Paul [WR], Washington	1983	Stofko, Ed [B], St. Francis	1945
Searcy, Leon [OT], Miami (FL)	1992-95	Skladany, Joe [E], Pitt	1934	Stone, Dwight [WR/RB/KR], MTSU	1987-94
Sears, Vic [T], Oregon State	1943	Skorich, Nick [G], Cincinnati	1946-48	Stoudt, Cliff [QB], Youngstown State	1977-83
		Skoronski, Ed [E], Purdue	1935-36	Stough, Glen [T], Duke	1945
		Skulos, Mike [G], Washington & Jefferson	1938	Stowe, Tyrone [LB], Rutgers	1987-90
		Slater, Watt [B], Tennessee	1947	Strand, Eli [G], Iowa State College	1966
		Stoman, Sam [K], Miami (OH)	2021	Strom, Rick [QB], Georgia Tech	1989-93
		Small, Fred [LB], Washington	1985	Strosser, Walter	1942
		Smallwood, Wendell [RB], West Virginia	2020	Strugar, George [T], Washington	1962
		Smatz, Joe [RB], John Carroll	1960-62	Strutt, Art [B], Duquesne	1935-36
		Smith, Aaron [DE], Northern Colorado	1999-11	Stryzinski, Dan [P], Indiana	1990-91
		Smith, Anthony [S], Syracuse	2006-08	Strzelczyk, Justin [OT], Maine	1990-99
		Smith, Ben [E], Alabama	1934-35	Stuvaints, Russell [S], Youngstown State	2003-05
		Smith, Billy Ray [T], Arkansas	1958-60	Suhey, Steve [G], Penn State	1948-49
		Smith, Bob [B], North Texas State	1966	Sulima, George [E], Boston U.	1952-54
		Smith, Dave [WR], Indiana (PA)	1970-72	Suisham, Shaun [K], Bowling Green	2010-15
		Smith, Jim [WR], Michigan	1977-82	Sullivan, Chris [DE], Boston College	2000
		Smith, Kevin [S], Rhode Island	1991	Sullivan, Frank [C], Loyola (New Orleans)	1940
		Smith, Laverne [RB], Kansas	1977	Sullivan, Robert [B], Holy Cross Iowa	1947
		Smith, Marvel [OT], Arizona State	2000-08	Summers, Frank [RB], UNLV	2009
		Smith, Ron [QB], Richmond	1966	Sutherland, Don [B], Ohio State	1959-60
		Smith, Steve [E], Michigan	1966	Sutton, Cameron [CB], Tennessee	2017-21
		Smith, Stu [QB], Bucknell	1937-38	Sutton, Ricky [DL], Auburn	1993
		Smith, Truett [QB], Wyoming & Mississippi St.	1950-51	Swain, John [CB], Miami (FL)	1985-86
		Smith, Warren [T], Kansas Wes.	1948	Swann, Lynn [WR], Southern Cal.	1974-82
		Smith-Schuster, JuJu [WR], Southern Cal.	2017-21	Sweed, Limas [WR], Texas	2008-10
		Snell, Ray [OT], Wisconsin	1984-85	Sweeney, Calvin [WR], Southern Cal.	1980-87
		Snell Jr., Benny [RB], Kentucky	2019-21	Switzer, Ryan [WR], North Carolina	2018-19
				Sweeney, Jim [C/G], Pitt	1996-99
				Sydnor, Willie [WR/KR], Syracuse	1982
				Sylvester, Stevenson [LB], Utah	2010-13
				Szot, Walter [T], Bucknell	1949-50

• Steelers combined with Philadelphia Eagles  
 ○ Steelers combined with Chicago Cardinals.



Steelers All-Time Roster

**T**

Ta'amu, Alameda [NT], Washington	2012
Tangway, Jim [B], NYU	1933
Tarasovic, George [E], LSU	1952-53, 56-63
Tate, Ben [RB], Auburn	2014
Tatum, Jesse [E], North Carolina State	1938
Taylor, Ike [CB], Louisiana-Lafayette	2003-14
Taylor, Jim [LB], Baylor	1956
Taylor, Mike [T], Southern Cal.	1968-69
Tepe, Lou [C], Duke	1953-55
Terry, Nat [CB], Florida State	1978
Tesser, Larry [E], Carnegie Tech	1933-34
Tharpe, Ray [OT], Tennessee State	2000
Thelwell, Ryan [WR], Minnesota	1999
Thigpen, Yancey [WR], Winston-Salem State	1992-97
Thomas, Ben [DE/DT], Auburn	1988
Thomas, Cam [DT], North Carolina	2014-15
Thomas, Clendon [B], Oklahoma	1962-68
Thomas, J.T. [CB/S], Florida St.	1973-77, 79-81
Thomas, Shamarko [S], Syracuse	2013-16
Thomas, Matthew [LB], Florida State	2013-18
Thompson, Clarence [B], Minnesota	1937-38
Thompson, Donnel [LB], Wisconsin	2000
Thompson, Leroy [RB], Penn State	1991-93
Thompson, Tommy [QB], Tulsa	1940
Thompson, Weegie [WR], Florida State	1984-89
Thornton, Sidney [RB], Northwestern La.	1977-82
Thurbon, Bob [B], Pitt	1943-44
Tiller, Morgan [E], Denver	1945
Timmons, Lawrence [LB], Florida State	2007-16
Tinsley, Sid [B], Clemson	1945
Titus, George [C], Holy Cross	1946
Titus, Silas [E], Holy Cross	1945
Todman, Jordan [RB], Connecticut	2015
Toews, Loren [LB], California	1973-83
Tomasetti, Lou [B], Bucknell	1939-40
Tomasic, Andy [B], Temple	1942-46
Tomczak, Mike [QB], Ohio State	1993-99
Tomlinson, Dick [G], Kansas	1950-51
Tommerson, Clarence [B], Wisconsin	1938-39
Tosi, John [B], Niagara	1939
Totten, Erik [S], Western Washington	2002
Toussaint, Fitzgerald [RB], Michigan	2015-17
Townsend, Deshae [CB], Alabama	1998-2009
Tracy, Tom [B], Tennessee	1958-63
Trout, Dave [PK], Pitt	1981, 87
Tsoutsouvas, Lou [C], Stanford	1938
Tuggle, Anthony [CB/S], Nicholls State	1985, 87
Tutt, Stephen [DE], Notre Dame	2014-20
Tuman, Jerame [TE], Michigan	1999-06
Turk, Dan [C], Wisconsin	1985-86
Turley, John [QB], Ohio Wesleyan	1935-36
Turner, Trai [G], LSU	2021
Tuszkaj, Derek [LB], North Dakota State	2021
Tyjski, Rich [G], Utah State	2000-01
Tyrell, Tim [RB], Northern Illinois	1989

**U**

Urbik, Kraig [G], Wisconsin	2009
-----------------------------	------

**V**

Valentine, Zack [LB], East Carolina	1979-81
Van Dyke, Bruce [G], Missouri	1967-73
Van Dyke, DeMarcus [CB], Miami	2012
Vannett, Nick [TE], Ohio State	2019
Varrichione, Frank [T], Notre Dame	1955-60
Vaughan, John [QB], Indiana (PA)	1933-34
Veals, Elton [RB], Tulane	1984
Veasey, Craig [DL], Houston	1990-91
Velasco, Fernando [C/G], Georgia	2013
Ventrone, Ross [S], Villanova	2014-15
Vick, Mike [QB], Virginia Tech	2015

Victorian, Josh [CB], Louisiana Tech	2012
Vidori, Vic [E], Duquesne	1935-36
Villanova, Alejandro [OT], Army	2015-20
Vincent, Keydrick [G], Mississippi	2001-04
Vincent, Shawn [CB], Akron	1991
von Oelhoffen, Kimo [DL], Boise State	2000-05
Voss, Lloyd [T], Nebraska	1966-71
Vrabel, Mike [LB], Ohio State	1997-00

**W**

Wade, Bob [DB], Morgan State	1968
Wade, Tom [QB], Texas	1964-65
Wager, Clint [E], St. Mary's Minn.	1944
Wagner, Mike [S], Western Illinois	1971-80
Walden, Bob [P], Georgia	1968-77
Walker, Sammy [CB], Texas Tech	1991-92
Wallace, Cody [G], Texas A&M	2013-16
Wallace, Mike [WR], Mississippi	2009-12
Wallace, Ray [RB], Purdue	1989
Wallace, Rian [LB], Temple	2005-06
Walsh, Bill [C], Notre Dame	1949-55
Walton, L.T. [DE], Central Michigan	2015-18
Ward, Hines [WR], Georgia	1998-11
Warren, Buist [B], Tennessee	1945
Warren, Greg [LS], North Carolina	2005-16
Warren, Xavier [DE/DT], Tulsa	1987
Washington, Anthony [CB], Fresno State	1981-82
Washington, Clarence [DT], Ark. Pine Bluff	1969-70
Washington, Dwayne [CB], N.C. State	1998-03
Washington, James [WR], Oklahoma State	2018-21
Washington, Nate [WR], Tiffin	2005-08
Washington, Robert [OT], Alcorn State	1987
Washington, Sam [CB], Miss. Val. State	1982-85
Watkins, Tom [B], Iowa State	1968
Watson, Allen [K], Newport (Wales)	1970
Watson, Sid [B], Northeastern	1955-57
Watson, Terrell [RB], Azusa Pacific	2017
Watt, Derek [FB], Wisconsin	2020-21
Watt, T.J. [LB], Wisconsin	2017-21
Webb, B.W. [CB], William & Mary	2014
Webster, Einarud [LB], Rutgers	1992
Webster, George [LB], Michigan State	1972-73
Webster, Mike [C], Wisconsin	1974-88
Weed, Thurlow [K], Ohio State	1955
Weinberg, Henry [G], Duquesne	1934
Weinstock, Izzy [B], Pitt	1937-38
Weisenbaugh, Henry [B], Pitt	1935
Wells, Billy [B], Michigan State	1957
Wendlick, Joe [E], Oregon State	1941
Wenzel, Ralph [E], Tulane	1942
Wenzel, Ralph [G], San Diego State	1966-70
Westerman, Jamaal [LB], Rutgers	2013
Westfall, Ed [B], Ohio Wesleyan	1933
Wetzel, Damon [B], Ohio State	1935
Wheaton, Markus [WR], Oregon State	2013-16
Wheeler, Ernie [B], North Dakota State	1939
Whelan, Tom [B], Catholic U.	1933
Whimper, Guy [OT], East Carolina	2013
White, Byron [LB], Colorado	1938
White, Cody [WR], Michigan State	2021
White, Dwight [DE], East Texas State	1971-80
White, Paul [B], Michigan	1947
Whyte Jr., Kerrith [RB], Florida Atlantic	2019
Wiehl, Joe [T], Duquesne	1935
Wiggins, Paul [OT], Oregon	1997
Wilburn, J. R. [WR], South Carolina	1966-70
Wilcoits, Solomon [S], Colorado	1992
Wilcox, J.J. [S], Georgia Southern	2017
Wiley, Jack [T], Waynesburg	1946-50
Wilkinson, Eric [RB/WR], Kent State	1989
Williams, Albert [LB], UTEP	1987
Williams, Dave [WR], Washington	1973
Williams, DeAngelo [RB], Memphis	2015-16

Williams, Don [G], Texas	1941
Williams, Eric [S], North Carolina State	1983-86
Williams, Erwin [WR], Maryland State	1969
Williams, Gerald [NT/DE], Auburn	1986-94
Williams, Jerrol [LB], Purdue	1989-92
Williams, Joe [LB], Grambling	1987
Williams, Joe [B], Ohio State	1939
Williams, John L. [FB], Florida	1994-95
Williams, Nick [DE], Samford	2013
Williams, Ray [CB], Rhode Island	1987
Williams, Robert [S], Eastern Illinois	1984
Williams, Sidney [LB], Southern	1969
Williams, Trae [CB], South Florida	2009
Williams, Vince [LB], Florida State	2013-20
Williams, Warren [RB], Miami (FL)	1988-92
Williams, Willie [CB], Western Car.	1993-96, 2004-05
Williamson, Avery [LB], Kentucky	2020
Williamson, Fred [B], Northwestern	1960
Willis, Keith [DE], Northeastern	1982-87, 89-91
Wilson, Bill [E], Gonzaga	1938
Wilson, Cedrick [WR], Tennessee	2005-07
Wilson, Frank [T], Rice	1982
Wilson, Kion [LB], South Florida	2013
Winfrey, Carl [LB], Wisconsin	1972
Wing, Brad [P], LSU	2014
Wingte, Blake [G], UCLA	1983-85
Winston, Dennis [LB], Arkansas	1977-81, 85-86
Wisniewski, Stefan [OL], Penn State	2020
Witherspoon, Ankelo [CB], Colorado	2021
Withycombe, Mike [C], Fresno State	1991
Witman, Jon [FB], Penn State	1996-01
Wolf, Jim [DE], Prairie View	1974
Wolffey, Craig [G/OT], Syracuse	1980-89
Wolford, Will [G/T], Vanderbilt	1996-98
Womack, Joe [B], Los Angeles State	1962
Woodard, Ken [LB], Tuskegee Institute	1987
Woodley, David [QB], LSU	1984-85
Woodley, LaMar [LB], Michigan	2007-13
Woodruff, Dwayne [CB], Louisville	1979-85, 87-90
Woods, Al [DE], LSU	2011-13
Woods, Donovan [LB], Oklahoma State	2008-09
Woods, Rick [S/CB], Boise State	1982-86
Woodson, Marvin [B], Indiana	1964-69
Woodson, Rod [DB/KR], Purdue	1987-96
Woolford, Donnell [CB], Clemson	1997
Worlds, Jason [LB], Virginia Tech	2010-14
Worley, Tim [RB], Georgia	1989-91, 93
Wormley, Chris [DT], Michigan	2020-21
Woudenberg, John [T], Denver	1940-42
Wren, Lowe [B], Missouri	1960
Wright, Anthony [QB], South Carolina	1999
Wright, Matthew [K], UCF	2020
Wukits, Al [C], Duquesne	1943-44, 45
Wydo, Frank [T], Cornell	1947-51

**Y**

Young, Al [WR], South Carolina State	1971-72
Young, Dick [B], Chattanooga	1957
Young, Theo [TE], Arkansas	1987
Young, Walter [WR], Illinois	2006
Younger, Paul [B], Grambling	1958
Yurchey, John [B], Duquesne	1940

**Z**

Zaninelli, Silvio [B], Duquesne	1934-37
Zereoue, Amos [RB], West Virginia	1999-03
Zgonina, Jeff [DL], Purdue	1993-94
Zimmerman, Leroy [QB], San Jose State	1943
Zombek, Joe [E], Pitt	1954
Zoppetti, Frank [B], Duquesne	1941
Zunwalt, Jordan [LB], UCLA	2014-15

• Steelers combined with Philadelphia Eagles ○ Steelers combined with Chicago Cardinals.

Steelers All-Time Roster

ALL-TIME Head Coaches

Coach (Years)	Overall Record**
Austin, Bill (1966-68)	11-28-3 (.298)
Bach, Joe (1935-36, 52-53)	21-27-0 (.438)
Bell, Bert (1941)	0-2-0 (.000)
Cowher, Bill (1992-06)	161-99-1 (.619)
DiMello, Luby (1934)	2-10-0 (.167)
Donelli, Aldo (1941)	0-5-0 (.000)
Douds, Forrest (1933)	3-6-2 (.364)
Kiesling, Walt (1939-40, 41-44*, 54-56)	30-55-5 (.361)
Leonard, Jim (1945)	2-8-0 (.200)
McNally, Johnny "Blood" (1937-39)	6-19-0 (.240)
Michelosen, Johnny (1948-51)	20-26-2 (.438)
Nixon, Mike (1965)	2-12-0 (.143)
Noll, Chuck (1969-1991)	209-156-1 (.572)
Parker, Raymond "Buddy" (1957-64)	51-47-6 (.519)
Sutherland, Jock (1946-47)	13-10-1 (.563)
<b>Tomlin, Mike (2007-21)</b>	<b>162-94-2 (.632)</b>
<b>Total</b>	<b>693-604-23 (.534)</b>

\*Kiesling was co-head coach with Greasy Neale in 1943 (Phil-Pitt.) and with Phil Handler in 1944 (Card-Pitt.). \*\* Record includes postseason.



ALL-TIME Assistant Coaches

Anderson, Ken	2007-09	Haley, Todd	2012-17	Patrick, Frank	1948
April, Bobby	1994-95	Handler, Phil	1944	Perles, George	1972-81
Archer, Mike	1996-02	Harrison, Bob	1992-93	Perry, Darren	2003-06
Arians, Bruce	2004-11	Haslett, Jim	1997-99	Perry, Lowell	1957
<b>Austin, Teryl</b>	<b>2019-22</b>	Haves, Jay	1999-01	Plasman, Dick	1958-61
Bach, Joe	1935-36	Hefferte, Ernie	1965	Porter, Joey	2004-18
Ball, Herman	1955	Heinrich, Don	1966-68	Radakovich, Dan	1971, 74-77
Blicknell, Jr., Jack	2013	Henry, Jack	1990-91	Ramsey, Buster	1962-64
Blackledge, Ron	1982-91	Hilliard, Ike	2020-21	Reese, Cad	1934-36
Bradley, Tom	2018-20	Hoak, Dick	1972-06	Riecke, Lou	1970-79
Bratkowski, Bob	1999-00	Hodgson, Pat	1992-95	<b>Roberts, Alfredo</b>	<b>2021-22</b>
Brazil, Dave	1989-91	Horton, Ray	2004-10	Robinson, Willy	2001-03
Bridgers, John	1969	Hughes, Jed	1984-88	Ronzani, Gene	1954
<b>Brown, Grady</b>	<b>2021-22</b>	Hunter, Hal	1985-88	Rooker, Harvey	1948
Butler, Jack	1961-63	<b>Jackson, Frisman</b>	<b>2022</b>	Rooney, Daniel Martin	2015-2017
Butler, Keith	2003-21	Jackson, Kenny	2001-03	Rooney, JP	1934-35
<b>Canada, Matt</b>	<b>2020-22</b>	Jones, Amos	2007-12	Rust, Rod	1989
Capers, Dom	1992-94	Jones, Edgar	1953	Sarrett, Shaun	2012-20
Carson, Bud	1972-77	Keane, Tom	1965	Saxon, James	2014-18
Cherundolo, Charles	1948-57, 61	Kiesling, Walt	1938-39, 41, 49-54, 57-61	Sherman, Ray	1998
Clements, Tom	2001-03	Klemm, Adrian	2019-21	Skladany, Joseph	1947
Coley, Max	1969-71	Kolb, Jon	1982-91	Skorich, Nick	1955-57
Craft, Russ	1956	Kugler, Sean	2010-12	<b>Smith, Danny</b>	<b>2013-22</b>
Culley, David	1996-98	Kuharich, Joe	1946	Snyder, Bob	1955
Daniel, James	2004-20	Lake, Carmell	2011-17	Sorter, Wilbur	1940
Davis, Robert	1951	Layne, Bobby	1964-65	Souchak, Frank	1946
DePasqua, Carl	1968	LeBeau, Dick	1992-96, 04-14	Spencer, Kevin	2002-06
DiMancheff, Boris	1958-59	Leonard, Jim	1942	Spezzaferro, John	1976
Dorais, Gus	1952	Lewis, Art	1960-61	Stautner, Ernie	1963-64
Doran, Jim	1964-65	Lewis, Marvin	1992-95	Stephenson, Kent	1992-00
Dotsch, Rollie	1978-81	Lewis, Tim	1995-03	<b>Stewart, Blaine</b>	<b>2018-22</b>
Drake, Darryl	2018-19	Ligascheky, Bob	2007-09	Stewart, George	1989-91
Dudley, Bill	1956	Mann, Richard	2013-27	Stille, Ken	1959-63
<b>Dunbar, Karl</b>	<b>2018-22</b>	<b>Martin, Denzel</b>	<b>2018-22</b>	<b>Sullivan, Mike</b>	<b>2021-22</b>
Dungy, Tony	1981-88	McGraw, Thurman	1958-61	Sumner, Charley	1969-72
Eatman, Irv	2000	Meyer, Steve	2015-17	Symmes, Matt	2018-20
Erhardt, Ron	1992-95	McLaughlin, Leon	1966-68	Taylor, Hugh	1966-68
Evans, Walt	1982-88	McNally, Johnny "Blood"	1936	Taylor, Lionel	1970-76
Everest, Al	2010-12	McPeak, Bill	1956-58	<b>Tomsho, Matt</b>	<b>2021-22</b>
<b>Faulkner, Eddie</b>	<b>2019-22</b>	<b>Meyer, Pat</b>	<b>2022</b>	Torgeson, LaVerne	1962-68
Fichtner, Randy	2007-20	Meyers, Bill	1984	Uram, Paul	1972-81
Fitzgerald, Dennis	1982-88	Michelosen, John	1946-47	Valesente, Bob	1990-91
Fletcher, Tom	1966-68	<b>Mitchell, John</b>	<b>1994-2022</b>	Walker, Dick	1978-81
<b>Flores, Brian</b>	<b>2022</b>	Montgomery, Scottie	2010-12	Walls, Will	1962-63
Fox, John	1989-91	Moore, Tom	1977-89	Walton, Frank	1947
Fry, Bob	1969-73	Morgan, Chris	2021	Walton, Joe	1990-91
Furness, Steve	1992-93	Mularkey, Mike	1996-03	Whipple, Mark	2004-06
Gailey, Chan	1994-97	Munchak, Mike	2014-18	Whisenhunt, Ken	2001-06
Gilbride, Kevin	1999-00	Neale, Greasy	1943	Widenhofer, Woody	1973-83
Gilmer, Harry	1957-60	Nixon, Mike	1961-65	Wilson, Kirby	2007-13
Greene, Joe	1987-91	<b>Olsavsky, Jerry</b>	<b>2010-22</b>	Wray, Lud	1945
Grimm, Russ	2001-06	Ormiston, Ken	1948-50	Zierlein, Larry	2007-09
Guy, John	1992-93	Painter, Dwain	1988-91	Zook, Ron	1996-1998
Hackett, Walter	1969-70	Parilli, Babe	1971-73		

\*Kiesling and Neale were co-head coaches of Phil-Pitt in 1943. Kiesling and Handler were co-head coaches of Card-Pitt in 1944. Current coaches in bold.

## Steelers All-Time Jersey Numbers

**00** Johnny Clement (46-48)

**0** Jack Collins (62)  
Johnny Clement (46-48)

**1** Anthony Wright (99), Gary Anderson (82-94), Dave Trout (81), Merlyn Condit (40), Warren Heller (36), \_\_\_Zehner (35)

**2** Mason Rudolph (19-21), Mike Vick (15), Dennis Dixon (08-09), Brian St. Pierre (03-04, 06-07), Todd Peterson (02), Matt George (98), Jon Staggers (70-72), Bill Lajousky (36), Sigurd Sandberg (35)

**3** Dwayne Haskins (21), Landry Jones (13-17), Brian Hoyer (12), Jeff Reed (02-10), Kris Brown (99-01), Rohn Stark (95), Mark Royals (92-94), Andy Tomasic (42), Bill Dudley (42), Thomas Thompson (40), Maurice Bray (35)

**4** Jordan Berry (15-20), Byron Leftwich (08, 10-12), Tyler Palko (09), Josh Miller (96-03), Dan Strzyzinski (90-91), Andy Tomasic (42), Frank Bykowski (40), Mel Pittman (35)

**5** Joshua Dobbs (18, 20) Bruce Gradkowski (13-15), Paul Ernster (08), David Trout (87r), Craig Colquitt (78-81, 83-84), Terry Hanratty (69-76), John Binotto (42), Henry Bruder (40), George Rado (36), Gene Augustferner (35)

**6** Pressley Harvin III (21), Devlin Hodges (19), Shaun Suisham (10-15), Bubby Brister (86-92), Jim Elliott (67), Chester Johnson (40), Thomas Cosgrove (35)

**7** Ben Roethlisberger (04-21), Pete Gonzalez (98-99), Reggie Collier (87r), Jack Kemp (57), John Lyle (56), James Finks (51-52, 54-55), Leroy Zimmerman (43), Reggie Coldagelli (40), Joseph Reznichak (35)

**8** Melvin Ingram III (21), Josh Scobee (15), Tommy Maddox (01-05), Everett Fisher (40), Joseph Yurcic (40), Albert DeLuca (35)



**9** Chris Boswell (15-21), Brad Wing (14), Drew Butler (12), Daniel Sepulveda (07-11), Norm Johnson (95-98), Matt Bahr (79-80), Dick Brown (69), John Foruria (67-68), George Kiick (40), Chas Bush (35)

**10** Ryan Switzer (18-19), Martavis Bryant (14-15, 17), Mat McBriar (13), Dennis Dixon (10-11) Santonio Holmes (06-09), Kordell Stewart (95-02), John Bruno (87r), Scott Campbell (84-86), Roy Gerela (71-78), Kent Nix (67-69), Ron Smith (66), Rudy Bukich (60-61), Dan Nolan (59), Earl Morrall (57-58), Alex Sherman (43), Russell Cotton (42), Boyd Brumbaugh (40), Byron (Whizzer) White (38), Dom Cara (37), Wayne Sandefur (36), Stan Olejniczak (35), Marv Ellstrom (35)

**11** Chase Claypool (20-21), Donte Moncrief (19), Justin Hunter (17-18), Markus Wheaton (13-16), Stefan Logan (09), Quincy Morgan (05), Kent Graham (00), Mike Quinn (97), Rick Strom (89-93), Jeff Quinn (82), Gene Mingo (69), Rich Badar (67), Ron Meyer (65), Howard Hartley (49-51), Norm Mosley (48), Curtis Sandig (42), John Schmidt (40), John Yurchey (40), Mike Basrak (37), Maurice Bray (36), John Valenti (35), \_\_\_ Van Horn (35)

**12** Terry Bradshaw (70-83), Terry Nofsinger (63-64), Jack Scarbath (56-57), Vic Eaton (55), Stan Zajdel (51), Nick Skorich (48), Dick Riffle (42), Morgan Tiller (42), William Patterson (40), Bill Davidson (37), Henry Weisenbaugh (35), Alex Rado (35)

**13** James Washington (18-21), Jacoby Jones (15), Dri Archer (14-15), Jeremy Kapinos (10-11), Bill Mackrides (54), Lee Mulleneaux (36), Raymond Redding (35), Earl Harbes (35)

**14** Ray-Ray McCloud (20-21), Tevin Jones (19), Sammie Coates (15-16), Derek Moyer (13), Limas Sweed (08-09), Tom Rouen (02), Shane Edge (96), Neil O'Donnell (90-95), Todd Blackledge (88-89), Alan Watson (70), Bill Shockley (68), Bill Nelsen (63-67), Vic Eaton (54), Ed Kissell (52-54), Lynn Chandnois (51), Ernest Bonelli (46), Joseph Maras (40), George Kane (36-37), George Nicksich (35), John Gildea (35)

**15** Cody White (21), Demarcus Ayers (16) Justin Brown (14), Willie Reid (06-07), Bobby Shaw (98), Steve Bono (87-88), Mike Kruczek (76-79), George Izo (65), Ed Brown (62-64), Ted Laux (43), Vernon Martin (42), John Blood McNally (37), Vic Vidoni (35), Warren Heller (35)



## Steelers All-Time Jersey Numbers

**16** Matthew Wright (20), Tyler Murphy (15), Lance Moore (14), Charlie Batch (02-12), Jim Miller (94-96), Mark Malone (80-87), Neil Graff (76-77), Dock Mosley (69), Ken Hebert (68), Tommy Wade (64-65), John Green (60), Len Dawson (57-59), Dave Andrzejewski (56), Gonzales Morales (47-48), Allan Donelli (42), Carroll Raborn (36-37), Clarence Janecek (35), Ben Ciccone (35)

**17** Deon Cain (19), Eli Rogers (16-18) Shayne Graham (13), Mike Wallace (09-12), Mitch Berger (08), Chris Gardocki (04-06), Tee Martin (00-01), Curtis Marsh (97), John Goodson (82), Joe Gilliam (72-75), Dick Shiner (68-69), Ted Marchibroda (55), Paul Held (54), Maurice Duncan (54), Gary Kerkorian (52), Joe Glamp (47-49), Joe Hogue (42), Armand Niccolai (35-37, 40), Bob Hall (35)

**18** Diontae Johnson (19-21), Zach Mettenberger (16) David Gilreath (12), Walter Young (06), Mike Tomczak (93-99), Harry Newsome (85-89), Cliff Stoudt (77-83), Terry Nofsinger (61-62), Jack Stephans (59), Jack Kemp (57-58), Ted Marchibroda (55-57), Pat Brady (54), Chuck Ortmann (52), Alex Lukachik (42), Frank Sullivan (40), Max Fiske (37), Loran Ribble (35), George Rado (35)

**19** JuJu Smith-Schuster (17-21), Tyler Grisham (09), Andre Coleman (97), David Woodley (84-85), Maury Duncan (56), Pat Stark (56), George Somers (42), Max Fiske (37), Vic Vidoni (36), Alfred Turner (35), Thomas Johnson (35)

**20** Cameron Sutton (18-21), Robert Golden (17), Al-Hajj Shabazz (16), Will Allen (13-15), Baron Batch (12), Bryant McFadden (05-08, 10-11), Keenan Lewis (09), Dewayne Washington (98-03), Erric Pegram (95-96), Dwight Stone (87-94), Ernest French (82), Rocky Bleier (71-80), Paul Martha (64-69), Jack Stanton (61-62), Bill Butler (61), Jack Morris (60), Don Sutherland (59), Jack Call (59), Dick Christy (58-59), Eugene Cichowski (57-58),

John Howle (56), Gene Rossi (56), Pat Stark (54), Howard Hartley (52), George Sirochman (42), Elmer Hackney (42), George Rondour (35), Wilbur Sortet (34-37, 40)

**21** Tre Norwood (21), Sean Davis (18-20), Joe Haden (17), Robert Golden (12-16), Melwede Moore (08-11), Ricardo Colclough (04-06), Amos Zereoue (99-03), Bo Orlando (98), Donnell Woolford (97), Deon Figures (93-96), Richard Bell (90), Greg Lee (88), Eric Williams (83-86), Tony Dungy (77-78), Glenn Scolnick (73), Gene Mingo (70), Jim Shorter (69), Jim Bradshaw (64), Karl Karlivacz (61), Lou Levanti (51), Chuck Cherundolo (42,48), Lou Tomasetti (40), John Vaughan (35)

**22** Najee Harris (21), Steven Nelson (19-20), Stevan Ridley (18), William Gay (07-11, 14-17), Chris Rainey (12), Duce Staley (04-06), Dee Brown (03), Hank Poteat (00-02), Terrance Joseph (98), John L. Williams (94-95), Larry Griffin (87-93), Rick Woods (82-85), Ernie Pough (76), Dick Conn (74), Bobby Layne (58-62), Richie McCabe (58), Fred Bruney (57), Lowell Lander (56), Jack Zachary (54), Harold Payne (52), Jerry Nuzum (48-49,51-52), Ralph Wenzel (42), John Klumb (40), Frank Ivy (40), Silvio Zaninelli (35-37)

**23** Joe Haden (18-21), Mike Mitchell (14-17), Felix Jones (13), Keenan Lewis (10-12), Tyrone Carter (04-09), Jason Simmons (98-01), Anthony Daigle (94-95), Sammy Walker (91-92), Tim Tyrrell (89), Spark Clark (87r), Chris Brown (83-85), Fred Bohannon (82), Mike Wagner (71-80), Bob Campbell (69), Jim "Cannonball" Butler (65-67), Bill "Red" Mack (61-63), Harold Payne (52), Joe Gasparella (51), Ed Paskey (51), Bill Pavlikowski (51), Armand Niccolai (42), John Berdelli (42), Rocco Pirro (40), John Gildea (36), \_\_ Oliver (35)

**24** Benny Snell Jr. (19-21), Coty Sensabaugh (17-18), Justin Gilbert (16), Doran Grant (15), Ike Taylor (03-14), Nakia Codie (00), Chris Oldham (95-99), Tim McKyer (94), Richard Shelton (91-93), Rodney Carter (88-89), Rich Erenberg (84-86), J.T. Thomas (73-81), Kenny Graham (70), Jon Henderson (68-69), Jim Bradshaw (64-65), John Sample (61-62), Bob Luna (59), Clive Bullion (59), Billy Wells (57-58), Dick Hughes (57), Henry Ford (56-57), Richie McCabe (55, 58), Russ Craft (54), Claude Hipsps (52), Ed Brett (37), John Turley (36), Victor Saufley (35)

**25** Ahkello Witherspoon (21), Artie Burns (16-19) Brandon Boykin (15), Brice McCain (14), Ryan Clark (06-13), B.J. Tucker (03), Fred McAfee (95-98), Gary Jones (90-91, 93-94), David Arnold (89), Anthony Tuggle (85-87), Greg Best (83), Marvin Cobb (80), Ray Oldham (78), Ron Shanklin (70-74), Don Shy (67-69), Jerry Simmons (63, 66), Kraig Lofquist (65), Roy Curry (63), David Ames (60), Ray Mathews (52, 54-59), Dick Hendley (51), Jack Butler (50), John Naiota (42), Coley McDonough (40), Vince Sites (36-37), Bill Snyder (35), Ben Smith (34)

**26** Anthony McFarland (20-21), Mark Barron (19), Le'Veon Bell (13-17), Will Allen (10-12) Deshea Townsend (98-09), Rod Woodson (87-96), John Swain (85-86), Scoop Gillespie (84), Preston Pearson (70-74), John Sodaski (69), Rocky Bleier (68), Brady Keys (61-67), Joe Scudero (60), Ron Hall (59-60), Gary Glick (57-59), Lou Baldacci (56), Dewey McConnell (54-55), Art DeCarlo (54), Bill Robinson (52), Bill Holcomb (37), Ed Skoronski (36), Joe Wiehl (35), John Oehler (34)

**Steelers** All-Time Jersey Numbers

**27** Marcus Allen (18-21), J.J. Wilcox (17), Senquez Golson (16), Jonathan Dwyer (10-13), Joe Burnett (09), Anthony Smith (06-08), Willie Williams (04-05), Brent Alexander (00-03), Travis Davis (99), Willie Williams (93-96), Thomas Everett (88-91), Greg Hawthorne (79-83), Glen Edwards (71-77), Clarence Oliver (69-70), Bill Mack (65), Dick Haley (61-64), Dean Derby (57-61), Ted Wegert (57), Gary Glick (56), Lou Baldacci (56), Tad Weed (55), Jim Brandt (52-54), Fran Rogel (51), George Papach (48-49, 51), John Butler (43), Dick Riffle (42), Clarence Thompson (37), Ed McDonald (36), Charles Casper (35), George Kavel (34)

**28** Miles Killebrew (21), Mike Hilton (18-20), Sean Davis (16-17), Cortez Allen (11-15), Crezdon Butler (10), Jovon Johnson (06), Chris Hope (02-05), Ainsley Batties (00), John Jenkins (98), Alvoid Mays (95), Lupe Sanchez (86-88), Robert Williams (84), Alvin Maxson (77-78), Ocie Austin (70-71), Clendon Thomas (62-68), Henry Clement (61-62), Rex Johnston (60), Don Nikles (60), Don Bishop (59), Jim Smith (59), George Volkert (58), Dick Hughes (57), Lou Cimarolli (56), Leon Campbell (55), Ed Kissell (55), Al Brosky (54), Pat Brady (52), Tony Momsen (51), John Gruble (51), Bob Davis (48-49), Theo Doyle (40-42), Sigurd Sandberg (36-37), Chase (35)

**29** Kalen Ballage (21), Kameron Kelly (19), Brian Allen (17-18), Shamarko Thomas (13-16), Ryan Mundy (09-12), Chidi Iwuoma (02-06), Lance Brown (98-99), Randy Fuller (95-97), Barry Foster (90-94), Cornell Gowdy (87-88), Ron Johnson (77-84), Brent Sexton (77), John Dockery (72-73), Fred Barry (70), Bob Hohn (65-69), Joe Smaltz (60-63), Walt Williamson (59), Lowell Lander (56), Joe Lamas (42), Don Campbell (40), Stu Smith (37), Ben Smith (35)

**30** Tegray Scales (21), James Conner (17-20), Jordan Todman (15), DeMarcus Van Dyke (12), Chad Spann (11), Roy Lewis (08), Allen Rossum (07), Chad Scott (97-04), Victor Jones (93), Frank Pollard (83-88), Larry Anderson (78-81), Terry Cole (70), Bill Asbury (66-69), Bob Harrison (64), Tom Tracy (58-63), Ed Sears (58), Stan Zajdel (52), Truett Smith (51), Vince Ragunas (49), Bill Garnaas (48), George Gonda (42), Don Looney (42), Stan Pavkov (40), Joe Cardwell (37), John Karcis (36), Norm Greeney (35)

**31** Justin Layne (19-21), Nat Berhe (18), Mike Hilton (17), Ross Cockrell (15-16), Curtis Brown (11-13), Fernando Bryant (08), Mike Logan (01-06), Donnie Shell (74-87), Al Young (72), Carl Crennel (70), Ed Holler (64), C.R. Roberts (59), Larry Krutko (58), Bill Hewitt (43), Bob Masters (43), Tony Bova (42)

**32** Franco Harris (72-83), Hubie Bryant (70), Ken Liberto (69), Byron McCabe (68), Joe Womack (62-63), Willie Simpson (61), Ted Wianowski (56), Charles Gauer (43), Tom Brown (42), Ben Vaznelis (42), Henry Marker (34)

**33** Trey Edmunds (18-21), Fitzgerald Toussaint (15-17), Isaac Redman (10-12), Gary Russell (07-08), Russell Stuvaints (03-05), R.J. Bowers (01), Richard Huntley (98-00), Byron "Bam" Morris (94-95), Merril Hoge (87-93), Harvey Clayton (83-86), Anthony Anderson (79), John Fuqua (70-76), Walt Mitchell (69), Theron Sapp (63-65), Dick Young (58), Fran Rogel (54-57), Jerry Shipkey (51-52), George Murphy (51), Charles Seabright (48-49), Stephen Sader (43), Allan Donelli (42), Walter Lamas (42), Walter Strosser (42), George Piatukis (40), John Gildea (37), Joe Malkovich (35), Silvio Zaninelli (34)

**34** Terrell Edmunds (18-21), Cameron Sutton (17), DeAngelo Williams (15-16), Ben Tate (14), LaRod Stephens-Howling (13), Rashard Mendenhall (08-12), Verron Haynes (02-07), Tim Lester (95-98), Leroy Thompson (91-93), Walter Abercrombie (82-87), Andy Russell (66-76), Bob Soleau (64), Bob Simms (62), Charles Scales (60-61), Leo Elter (58-59), Lem Harkey (55), Paul Cameron (54), Fran Rogel (52), Hubbard Law (42), Warren Heller (34)



## Steelers All-Time Jersey Numbers

**35** Arthur Maulet (21), Ross Ventrone (14-15), Josh Victorian (12), Baron Batch (11), Trae Williams (09), Corey Ivy (09), Dan Kreider (00-07), Carlos King (98), Fred McAfee (94), Delton Hall (87-91), Ray Williams (87r), Jack Deloplaine (76-79), Steve Davis (72-74), Booth Lusteg (68), Tom Watkins (68), John Henry Johnson (60-65), Rudy Hayes (59), Paul Younger (58), Dick Young (57), Charles Shepard (56), Sam Pino (56), Tom Calvin (52, 54-55), Joe Geri (49-51), Bill Dudley (42), John Schiehl (42), Walt Kiesling (37), Ed Karp (36), John Blood McNally (34)

**36** Jerome Bettis (96-05), Fred Foggie (94), David Hughes (86), Todd Spencer (84-85), Guy Ruff (82), Wentford Gaines (77), Dave Brown (75), Jim Brumfield (71), Don McCall (69), Charlie Blvins (67), Clarence Peaks (64-65), Andy Russell (64), Wilbert Scott (61), Rudy Hayes (60, 62), Marion Motley (55), Don Samuel (49-50), John Woudenberg (40, 42), Ed Karp (36-37, 40), Basilio Marchi (34)

**37** Jordan Dangerfield (16, 18-20), Mike Hilton (17), Justin King (12), Anthony Madison (06-11), Ainsley Battles (04), Carnell Lake (89-98), Kelvin Middleton (87r), Donnie Elder (86), Frank Wilson (82), Laverne Smith (77), Bill Cahill (73), Charles Beatty (69-70, 72), Bob Morgan (67), Bob Smith (66), Ken Kirk (62), Mike Henry (60-61), Bo Dickinson (59), Dale Atkinson (57-58), Marion Motley (55), Burrell Shields (54), Jack Wagner (54), Jack Spinks (52), Joe Hollingsworth (51), Henry Minarik (51), Bill McPeak (49), Ernest Steele (43), Clure Mosher (42), Mose Kelsch (34).


**38** Jaylen Samuels (18-20), Stevan Ridley (17), John Clay (11), Carey Davis (07-09), Jon Witman (96-01), Tim Worley (89-91, 93), Rock Richmond (87r), Elton Veals (84), Sidney Thornton (77-81), Ed Bradley (72-75), Earl Gros (67-69), Mike Lind (65-66), Frank Pastin (42), John Love (34)

**39** Minkah Fitzpatrick (19-21), Terrell Watson (17), B.W. Webb (14), Isaiah Green (13), Willie Parker (04-09), Erik Totten (02), Darren Perry (92-98), Rick Moser (79-82), Sidney Thornton (78), Bobby Walden (68-77), Larry Krutko (58-61), Allan Cann (58), Sid Watson (55-57), Leo Elter (54), Ed Modzelewski (52), David Bernard (42), George Dobash (42), John Perko (37, 40), Max Fiske (36), Armand Niccolai (34)

**40** Jamir Jones (21), Tegray Scales (20), Kerrith Whyte Jr. (19), Josh Harris (14), Marshall McFadden (12), Patrick Cobbs (06), Myron Bell (94-97, 01), Stan Smagala (92), Richard Shelton (90), Eric Wilkerson (89), Dan Reeder (86-87), Anthony Corley (84), Randy Reutershan (78), Preston Carpenter (60-63), Russ Craft (54), George Hughes (51), Mike Rodak (42), Carl Nery (40), Hayden Mayhew (37), Rudy Tesser (34-35)

**41** Robert Spillane (19-21), Antwon Blake (13-15), Grant Mason (07), Andre Lott (06), Lee Flowers (95-02), Solomon Wilcots (92), Kevin Smith (91), Chris Sheffield (86-87), Sam Washington (82-85), Tom Moriarty (80), Nat Terry (78), Dennis Meyer (72-73), Larry Elkins (69), Bernie Wyatt (62), Earl Girard (57-58), Fred Bruney (56), Lowell Perry (56), Dick Doyle (55), Johnny Lattner (54), Tony Bova (42)

## TROY POLAMALU



**42** James Pierre (20-21), Morgan Burnett (18), DaMon Cromartie-Smith (11-12), John Kuhn (06), Myron Bell (00), Randy Cuthbert (93), Warren Williams (88-92), Dave Edwards (85-87), Anthony Washington (81-82), Dick Hoak (61-70), Lowe Wren (60), Dick Alban (56-59), Jim Hill (55), Jack Collins (52), Pat Brady (52), Joe Hollingsworth (49-51), Harry Sweesy (51), Ray Evans (48), Walter Kichefski (42), Samuel Boyd (40)

**43** Troy Polamalu (03-14), George Jones (97), Steve Avery (94-95), Shawn Vincent (91), Ray Wallace (89), Earnest Jackson (87-88), Tim Harris (83), Frank Lewis (71-77), Erwin Williams (69), Glen Glass (63), Overton Curtis (61), Tom Barnett (59-60), Fay Mitchell (58), William Bowman (57), Jim Hill (55), Jack Hinkle (43)

**44** Derek Watt (20-21), Tyler Matakevich (16-19), Isaiah Pead (15), Jamaal Westerman (13), Frank Summers (09-10), Najeh Davenport (06-08), Terry Richardson (96), D.J. Johnson (89-93), Rodney Carter (87), Henry Odom (83), Frank Pollard (80-82), Mike Collier (75-76), Lee Calland (69-72), Bob Wade (68), Bill Daniels (61-66), Bert Rechichar (60), Art Davis (58), Earl Girard (57), Vic Pollock (52), Ray Mathews (51), Dick Hensley (51), Tony Compagno (48), John Sanderson (42), Stu Smith (40), Carl Littlefield (41), Bill Breedon (37), Forrest Douds (34-35)

## Steelers All-Time Jersey Numbers

**45** Jayrone Elliott (20), Roosevelt Nix (15-19), Leonard Pope (12), Chris Fuamatu-Ma'afala (98-02), Chuck Sanders (86-87), Russell Davis (80-83), Jim Allen (74-77), John Nice (69), Dick Compton (67-68), Ralph Felton (58), Brad Myers (57), Art Davis (56), Paul Cameron (54), Bob Cifers (47-48), Walter Kichefski (40, 42), Norm Greeney (34)

**46** Christian Kuntz (21), Will Johnson (12-15), Arnold Harrison (05), Dante Brown (03), Troy Sadowski (97-98), Reggie Harrison (74-77), Warren Bankston (69-73), Chet Anderson (67), Frank Lambert (65-66), Phil King (64), Bob Ferguson (62-63), Bob Coronado (61), Fred Williamson (60-61), Charley Tolar (59), Billy Reynolds (58), Bill Walsh (49-51), Ed Ryan (48), Arthur Albrecht (42)

**47** Ron Stanley (06), Scott Shields (99-00), Bruce Jones (87r), Cameron Riley (87), Steve Morse (85), Mel Blount (70-83), Marv Woodson (64-69), Jackie Simpson (61-62), Dick Moegle (60), Izzy Weinstock (37), Ed Matesic (36)

**48** Derrek Tuszka (21), Bud Dupree (15-20), Matt Cushing (00-04), A.J. Ofodile (95), David Little (81), John Rowser (70-73), Gary Ballman (62), Leroy Reed (58), Lionel Reed (56), Joe Gasparella (48,51), Eberle Schultz (42), Jesse Quatse (34)

**49** Cassius Marsh (20), Sean McHugh (08-09), Barron Miles (95), Dwayne Woodruff (79-90), Ralph Anderson (71-72), John Sodaski (70), Lou Harris (68-69), Amos Bullock (66), Bob Sherman (64-65), Ronnie Hall (59), William Bowman (57), Lynn Chandnois (52, 54-56), Charles Ortman (51), Jerry Shipkey (48-49), Bob Thurban (43)

**50** Ryan Shazier (14-17), Larry Foote (02-08, 10-13), Rocky Boiman (09), Earl Holmes (96-01), Reggie Barnes (93), David Little (80-92), Darryl Knox (87r), Tom Graves (79), Jim Clack (69-77), Bill Saul (64, 66-68), John Reger (55-63), Stan Sheriff (54), Melvin Fulwyler (54), George Tarasovic (52), Al Wukits (43), Harold Hinte (42), Nick Studen (42), John Noppenburg (40)

**51** Trai Turner (21), Avery Williamson (20), Jayrone Elliott (19), Jon Bostic (18), Steven Johnson (16-17), Sean Spence (12-15, 17), James Frazier (02-11), Mike Jones (01), Carlos Emmons (96-99), Ed Robinson (94), Chuck Lanza (88-89), Paul Oswald (87), John Lott (87r), Dan Turk (85-86), Loren Toews (73-83), Bob Maples (71), Jim Powell (66), Ken Henson (65), Buzz Nutter (61-64)

**52** Mike Webster (74-89), Jim O'Shea (71), Sid Williamson (69), Mike Connelly (68), Gene Breen (65), Jack Klotz (59), George Tarasovic (57-58), Charles Lattimer (54), Ray Graves (43)

**53** Kendrick Green (21), Maurkice Pouncey (10-20), Bruce Davis (08), Clark Haggans (00-07), Steven Conley (96-98), Bryan Hinkle (81-93), Dennis Winston (77-81), Greg Blankenship (76), Ray Pinney (76), Henry Davis (70-73), John Campbell (65-69), Ken Kirk (62), George Tarasovic (56), Theo Grabinski (40), Byron Haines (37)

**54** Ulysees Gilbert (19-21), L.J. Fort (15-18), Chris Carter (11-13), Andre Frazier (07-09), Rian Wallace (05-06), Mike Schneck (99-04), Donta Jones (95-98), Hardy Nickerson (87-92), Fred Small (85), Craig Bingham (82-84, 87r), Zack Valentine (79-81), Dave LaCrosse (77), Marv Kellum (74-76), Doug Fisher (69-70), Max Messner (64-65), Val Jansante (46-51)

**55** Devin Bush (19-21), Arthur Moats (14-17), Stevenson Sylvester (10-13), Patrick Bailey (08-09), Marquis Cooper (07), Joey Porter (99-06), Jerry Olsavsky (90-97), Darin Jordan (88), Ken Woodard (87), Dennis Winston (85-86), Rick Donnalley (82-83), Jon Kolb (69-81), Pat Killorin (66), Dan James (60), Buck Grover (59), John Cenci (56), Lou Tepe (55), Tony Momsen (51), Charles Mehelich (46-51), Milt Simington (42)

**56** Alex Highsmith (20-21), Anthony Chickillo (15-19), Jordan Zumwalt (14), LaMarr Woodley (07-13), Chukky Okobi (01-06), Mike Vrabel (98-00), Patrick Scott (95-96), Rico Mack (93-94), Rob McGovern (91), Tyronne Stowe (87), Robin Cole (77-87), Ray Mansfield (68-76), Bob Rowley (63), George Tarasovic (56), Marvin Matuszak (55), Fred Broussard (55), Bill Walsh (51-52, 54), Bob Balog (49-50, 51)





**Steelers** All-Time Jersey Numbers


**57** Montravius Adams Sr. (21), Kameron Canaday (17-20), Terence Garvin (13-15), Adrian Robinson (12), Mortty Ivy (11), Keyaron Fox (08-10), Clint Kriewaldt (03-07), John Fiala (98-02), Eric Ravotti (94-96), Jerrol Williams(90-92), Mike Merriweather (82-87), Sam Davis (67-79), Art Hunter (65), Ed Beatty (57-61), Jim Taylor (56-57), Dick Flanagan (54-55), Frank Sinkovitz (47-52)

**58** Jack Lambert (74-84), Chuck Allen (70-71), Ed Pine (65), Gail Clark (63), Roger Pillath (60)

**59** Todd Seabaugh (84), Jack Ham (71-82), Ray May (67-69), Lou Levanti (51-52), Paul O'Brien (51)

**60** J.C. Hassenauer (20-21), Greg Warren (05-16), Oliver Ross (00), Anthony Brown (99), Mark Rodenhauser (98), Kendall Gammon (92-95), Brian Blankenship (87-91), Randy Rasmussen (86), Ben McGee (64-72), Rudy Hayes (61), Don Rohrer (60), Dale Dodrill (51-52, 54-59), Paul Salata (51), Leo Nobile (48-49), Ed Michaels (43)

**61** Fernando Velasco (13), Chris Scott (10), Jared Retkofsky (08-09), Sean Mahan (07), Jeff Smith (02), Tom Myslinski (00), Greg Black (95), Tim Simpson (94), Dean Caliguire (91), Charlie Dickey (87r), Blake Wingle (83-85), Tyrone McGriff (80-82), Brian Stenger (69-73), Jerry Mazzanti (67), Eli Strand (66), Fran Mallick (65), Riley Gunnels (65), Ed Meyer (60), Ted Karras (58-59), Marv McFadden (56), Marv Matuszak (55), Lou Tepe (54-55), Dick Miller (52), Gordon Paschka (43)



**62** Johnny Maxey (16) Daniel McCullers (14-15), Eric Olsen (13), John Malecki (12), Justin Hartwig (08-09), Marvin Philip (06), Roger Duffy (98-01), Tom Myslinski (96-97), Todd Kalis (94), Tunch Ilkin (80-92), Jim Wolf (74-75), Ralph Welzel (66-71), Mike Sandusky (57-65), Art Michalik (55-57), Pete Ladygo (54), Dick Tomlinson (51-52), Steve Suhey (48-49)

**63** Dermontti Dawson (88-00), Robert Washington (87), Pete Rostosky (84-86), Thom Dornbrook (79), Ernie Holmes (72-77), Rod Breedlove (65-67), Art Anderson (63), Pete Perrault (62), Jim Palmer (61), John Perkins (59), Bob Dougherty (58), George Tarasovic (56), Hal Hunter (56), Al Maier (55), Bill Pearman (54), Darrell Hogan (49,51-52), Dick Mace (51)

**64** Danny Isidora (20), Doug Legursky (15), Doug Legursky (09-12), Jeff Hartings (01-06), Kenny Davidson (90-93), Jerry Reese (88), Alan Huff (87r), Edmund Nelson (82-87), Steve Furness (72-80), Chuck Hinton (64-71), John Kapele (60-62), Bill Krisher (58-59), Bill Priatko (57), Bill Michael (57), Marv Matuszak (56-57), Don Penza (56), Don Earley (56), Joe Tyrell (55), Rudy Andabaker (52-54), Bryant Meeks (47-48), Clark Goff (40), John Karcis (37)

## Steelers All-Time Jersey Numbers

**65** Dan Moore Jr. (21), Jerald Hawkins (16-17, 20), Al Woods (11-13), Kraig Urbik (09), Jeremy Parquet (07-08), Rich Tylski (00-01), Alan Faneca (98-99), John Jackson (88-97), Jim Boyle (87), Ray Pinney (85-87), Tom Beasley (78-83), Lloyd Voss (66-71), Bob Nichols (65), Tom Bettis (62), John Nisby (57-61), Bob O'Neil (57), Ralph Jecha (56), Wayne Edmonds (56), George Hughes (51-52, 54-55), Louis Allen (51), John Mastrangelo (48)

**66** David DeCastro (12-20), Tony Hills (08-10), Alan Faneca (98-07), Jim Sweeney (96-99), Tom Newberry (95), Siulagi Palelei (94), Donald Evans (90-93), Mark Behning (86), Ted Petersen (77-83), Bruce Van Dyke (67-73), Myron Pottios (61-63, 65), Dick Campbell (58-60), Aubrey Rozelle (57), Gerald Leahy (57), George Kennard (57), Marv Matuszak (56), John Schweder (54-55), Pete Ladygo (52), Don Samuel (49,51)

**67** B.J. Finney (16-19) Wesley Johnson (14), Levi Brown (13), Kimo von Oelhoffen (00-05), Shar Pourdanesh (99), Jamain Stephens (96-98), Duval Love (92-94), Mike Hinnant (89), Gary Dunn (76, 78-87), Craig Hanneman (72-73), Clarence Washington (69-70), Dick Capp (68), Bob Schmitz (61-64, 66), Earl Butler (60), Claude Billingsley (59), John Nisby (57), Ralph Freeman (57), Jerry Jacobs (56), Nick Feher (55), George Oneskey (55), Truett Smith (52), Enio Conti (43)

**68** Ryan Harris (16) Kelvin Beachum (12-15), Chris Kemoeatu (05-11), Keydrick Vincent (01-04), Shar Pourdanesh (00), Brenden Stai (95-99), Lonnie Palelei (93), Mike Withycombe (91), Lorenzo Freeman (87-90), Jeff Lucas (87), L.C. Greenwood (69-81), Mike Magac (65-66), Ron Stehower (60-64), Mike Henry (59), Bob Dougherty (58), Ed Beatty (57), Frank Palmisano (54), John Schweder (51-52), Alex Aurilio (51), Floyd Simpson (51)

**69** Kevin Dotson (20), Brian Mihalik (16) Brian Arnfelt (13), Hebron Fangupo (12), Jamon Meredith (11), Steve McLendon (10), Jason Capizzi (07-08), Ariel Solomon (91-95), Ben Thomas (88), David Ofpar (87), Gabe Rivera (83), Fred Anderson (78), Jerry Hillebrand (68-70), Buck Grover (60), Bob Stark (59), Mike Iannucci (56)

**70** Ernie Stautner (51-63), Darwin Horn (51)

**71** Joe Haeg (21), Matt Feiler (17-20), Clifton Geathers (14), David Snow (13), Chris Scott (11), Flozell Adams (10), Scott Paxson (08), Todd Fordham (03), Larry Tharpe (00), Orpheus Roye (96-99), Dan Fike (93), Tom Ricketts (89-91), Ted Petersen (87r), Emil Boures (83-84), Gordon Gravelle (72-76), Dick Arndt (67-70), Charles Bradshaw (61-66), Ken Longenecker (61), Joe Lewis (58-60), John Coyne (56), Frank Kilroy (43)

**72** Zach Banner (19-21), Cody Wallace (13-16), Jonathan Scott (10-11), Darnell Stapleton (07-09), Barrett Brooks (03-05), Wayne Gandy (99-02), Bernard Dafney (96), Leon Searcy (92-95), Buddy Aydelette (87), Ray Snell (84-85), Gerry Mullins (71-79), Joe Greene (69), Fran O'Brien (66-68), Ray Lemek (62-65), Dick Klein (61), Byron Beams (59-60), John Simerson (59), Darrell Dess (58), Bill Schmitt (58), Willie Lee (57), Sid Fournet (57), Bob Gaona (54-57), Burt Murray (52), Alex Small (52), Paul Lea (51), Dale Dodrill (51), Red Moore (47-49), Ted Doyle (43)

**73** Carlos Davis (20-21), Ramon Foster (09-19), Kendall Simmons (02-08), Chris Combs (00-01), Justin Strzelczyk (90-99), Craig Wolfley (80-89), Rick Druschel (74-75), Rick Sharp (70-71), Ernie Ruple (68-69), Ray Mansfield (63-67), Frank Atkinson (63), John Baker (62), George Balthazar (61), Will Renfro (60), Ray Fisher (59), Fran Holohan (56), Carl Holben (54), Joseph Fagan (54), Frank Letteri (52), Louis Allen (51-52), Darrell Hogan (51), Bill Cregar (48)

**74** Chris Hubbard (14-17), Willie Colon (06-12), Jim Jones (04), Chris Sullivan (00), Nolan Harrison (97-99), Terry Long (84-91), Mark Kirchner (83), Ray Pinney (76-82), Dave Reavis (74-75), Tom Keating (73), John Brown (67-71), Riley Gunnels (65-66), Urban Henry (64), Lou Cordileone (62-63), John Kenerson (62), George Strugar (62), George Denko (61), Frank Varrichione (55-60), John Lapsley (54), Pete Ladygo (52)

**75** Joe Greene (69-81), Ken Kortas (65-69), Joe Krupa (56-64), Nick Bolkovac (54), Dick Fugler (52), Jack Gearding (52), George Hays (51), John Schweder (51), Jack Wiley (48-49)

**76** Chukwuma Okorafor (18-21), Mike Adams (12-15), Chris Hoke (01-11), Kevin Henry (93-00), Rollin Putzier (88), Jerry Quick (87), Glen Howe (85), John Banaszak (75-81), Glen Ray Hines (73), Burt Askson (71), Mike Haggerty (67, 69-70), Gene Lipscomb (61-62), Ken Longenecker (60), George Belotti (59), Bill McClung (55-58), Pete Ladygo (54-55), Don Tasotti (54), Doug Conaway (52), Tom Brown (42)

## Steelers All-Time Jersey Numbers

**77** John Leglue (21), Marcus Gilbert (11-18), Dorian Brooks (10), Sunny Harris (09), Marvel Smith (00-08), Kris Farris (99), Will Wolford (96-98), Carlton Haselrig (90-93), Jim Boyle (87-88), Mark Smith (87r), Steve August (84), Steve Courson (78-83), Charlie Davis (74-75), Mel Holmes (71-73), Mike Taylor (68-69), Dan James (61-66), Billy Ray Smith (58-60), Tom O'Brien (58), Gus Cifelli (54), Tom Palmer (54-55), John Schweder (52), Walter Szot (52), Ray Mathews (51), Bob Gage (49-50), Paul Davis (48)

**78** Alejandro Villanueva (15-20), Guy Whimper (13), Max Starks (04-12), Mathias Nkwenti (01-03), Chris Conrad (98-99), Taase Faumui (94-95), Garry Howe (92), Tim Johnson (87-89), Mark Catano (84-85), Dwight White (71-80), Frank Parker (68-69), John Baker (63-67), Dick Loncar (60), Dave Liddick (57), John Muldowney (56), Lou Ferry (52, 54-55), George Nicksich (52), Carl Samuelson (51), Nick DeRosa (51)

**79** Rashaad Coward (21), Javon Hargrave (16-19), Byron Stingily (15-16), Trai Essex (05-11), Oliver Ross (01-04), Paul Wiggins (97), James Parrish (95), John Rienstra (86-90), Larry Brown (77-84), Larry Gagner (66-69), Lou Michaels (61-63), John Scott (60), Riley Gunnels (59), John Simerson (58), Tom Gulan (57), Dick Murley (56), Jim Emmons (56), Dick Modzelewski (55), Ernie Cheatham (54), Walter Barnes (52), Frank Wydo (47-51), Vic Sears (43)

**80** Johnny Holton (19), Plaxico Burress (00-04, 12-13), Limas Sweed (10), Cedrick Wilson (05-07), Matt Cushing (99), Jahine Arnold (96-98), Johnnie Barnes (95), Charles Davenport (92-94), Mark Stock (89), Theo Young (87), Russell Hairston (87r), Warren Seitz (86), Frank Pokorny (85), Wayne Capers (83-84), Joe Fowlkes (60), Jack Butler (51-59), George Hays (51)

**81** Zach Gentry (19-21), Jesse James (15-18), David Paulson (12-13), Arnaz Battle (10-11), Dallas Baker (08), Sean Morey (04-06), Freddie Milons (03), Marco Battaglia (02), Dan O'Leary (02), Troy Edwards (99-01), Charles Johnson (94-98), Jeff Graham (91-93), Mike Hinnant (88), Lyeal Alston (87), Darrell Nelson (84-85), Paul Skansi (83), Elbie Nickel (48-49, 51-57)

**82** David Johnson (16) Michael Palmer (13-14), Jamie McCoy (12), Weslye Saunders (11), Antwaan Randle El (02-05, 10), Bobby Shaw (99-01), Henry Bailey (98), Yancey Thigpen (92-97), Derek Hill (89-90), John Stallworth (74-87), Dave Williams (73), Dennis Hughes (70-71), John Hilton (65-69), Chuck Logan (64), Tom Miner (58), Bob Gunderman (57), Don Fritz (56), Ed Meadows (55), Pat Brady (55), Joe Zombek (44), Ernie Cheatham (54), Bill Pearman (54), George Hays (52), Henry Minarik (51), Bill Long (49-50)

**83** Cobi Hamilton (16) Heath Miller (05-15), Chris Doering (03-04), Lenzie Jackson (01-02), Kamil Loud (00), Malcolm Johnson (99-00), David Dunn (98), Andre Coleman (98), Corey Holiday (95-97), Louis Lipps (84-91), Melvin Anderson (87), Willie Sydnor (82), Theo Bell (76-80), Barry Pearson (72-73), Don Alley (69), Mike Clark (64-67), John Brown (61), Buddy Dial (59), Dick Lucas (59), Ed Bernet (58), John Nisby (57), Leo Bigbie (57), Fred Glatz (56), Ed Bernet (55), Dewey Brundage (54), Kirk Hinderlinder (54), Roger Bradford (54)

**84** Antonio Brown (10-18), Joey Galloway (09), Jerome Tuman (99-07), Harold Bishop (98), Kirk Botkin (96-97), Tracey Greene (95), Walter Rasby (94), Tim Jordan (92-93), Mike Mularkey (89-91), Jeff Markland (88), Danzell Lee (87), Glenn McCombs (86-87), Chris Kolodziejki (84), Randy Grossman (74-80), Chuck Dicus (73), Tony Jeter (66-68), Lee Folkens (65), Buddy Dial (60-63), Gern Nagler (59), R.K. Brown (59), Bill McPeak (51-52, 54-57), Larry Cabrelli (43)

**85** Eric Ebron (20), Xavier Grimble (16-19) Darrius Heyward-Bey (14), David Johnson (09-13), Nate Washington (05-08), Jay Riemersma (03-04), John Allred (02), Cory Geason (00-01), Mitch Lyons (97-99), Jonathan Hayes (94-96), Craig Keith (93), Russ Campbell (92), Terry O'Shea (89-90), Troy Johnson (88), Calvin Sweeney (80-87), Ernie Pough (76-77), Dave Davis (73), Bob Adams (69-71), Jerry Marion (67), Gary Ballman (63-66), Bob Schnelker (62), Clayton Tave (60), Don Bishop (58-59), Bill Michael (57), Joe O'Malley (55-56), Joe Zombek (54-55), Dick Hensley (52), Val Jansante (51), Fred Smith (51), Tony Bova (43)

**86** Hines Ward (98-11), John Farquhar (96), Damon Mays (95), Eric Green (90-94), Preston Gothard (85-88), Ralph Britt (87r), Gregg Garrity (83-84), Jim Smith (77-82), Reggie Garrett (74-75), Glenn Scolnick (73), J.R. Wilburn (66-70), John Burrell (62-64), Len Burnett (61), Jimmie Orr (58-60), Jon Evans (58), Perry Richards (57), Bob O'Neil (56-57), Ed Meadows (55), Pat O'Donohue (55), Don Fritz (54), Tom Jolley (51-52), Charles Mehelich (51), Carl Samuelson (49, 51)

## Steelers All-Time Jersey Numbers

**87** Kevin Rader (20-21), Matt Spaeth (13), Tim Euhus (06), Walter Rasby (04), Mark Bruener (95-03), Craig Keith (94), Adrian Cooper (91-93), Weegie Thompson (84-89), John Rodgers (82-83), Johnny Dirden (81), Jim Mandich (78), Larry Brown (71-76), Roy Jefferson (65-69), Don Larose (64), Glen Glass (62), Harlon Hill (62), John Simko (61), Jack McClairen (55-60), Leo Davis (54)

**88** Pat Freiermuth (21), Nick Vannett (19), Darrius Heyward-Bey (15-18), Emmanuel Sanders (10-13), Jon Dekker (07-08), Matt Kranchick (04), Terance Mathis (02), Tim Baker (01), Courtney Hawkins (97-00), Andre Hastings (93-96), Mark Didio (92), Chris Calloway (90-91), Jason Johnson (89), Joey Clinkscales (87-88), Jessie Britt (86), John Rodgers (84), Craig Dunaway (83), Lynn Swann (74-82), Dave Smith (70-72), Dick Kotite (68), Steve Smith (66), John Powers (61-65), Bob Schnelker (61), Steve Meilinger (61), Gary Chestang (61), Pete Brewster (59-60), Tom Miner (58-59), Hal Smith (58), John Stock (56), George Sulima (52, 54, 56), George Nicksich (51)

**89** Vance McDonald (17-20), Ladarious Green (16), Matt Spaeth (14-15), Jerricho Cotchery (11-13), Matt Spaeth (07-10), Lee Mays (02-06), Will Blackwell (97-01), Ernie Mills (91-96), Charles Lockett (87-88), Bennie Cunningham (76-85), John McMakin (72-74), Marsh Cropper (67-69), Jim Kelly (64), Bobby Joe Green (60-61), Tom Barnett (59-60), Dick Lasse (58-59), Perry Richards (57), Jack O'Brien (54-57), Pat Smithwick (52), Ernie Stautner (51), Pete Barbolak (49), Tom Miller (43)

**90** T.J. Watt (17-21), Ricardo Mathews (16), Steve McLendon (11-15), Thaddeus Gibson (10), Travis Kirschke (04-09), Erik Flowers (03), Justin Kurpeikis (01-02), Donnel Thompson (00), Reggie Lowe (99), Bill Johnson (95-96), Jeff Zgonina (93-94), Huey Richardson (91-92), Tyronne Stowe (87-90), Steve Apke (87), Bob Kohrs (81-85), George Webster (72-73), Dick Lasse (58), Leon Jamison (58), John Howle (56)


**91** Stephon Tuitt (14-20), Nick Williams (13), Brandon Johnson (12), Aaron Smith (99-11), Israel Raybon (96), Kevin Greene (93-95), Craig Veasey (91), Jerrol Williams (89), Gregg Carr (85-88), Dan McBride (56)

**92** Isaiahh Loudermilk (21), Olasunkanmi Adeniyi (18-20), James Harrison (04-12, 14-17), Hebron Fangupo (13), Jason Gildon (94-03), Elnardo Webster (92), Jerry Olsavsky (89), Michael Minter (87r), Keith Gary (83-88), Larry Aldrich (58), Dom Penza (56)

**93** Joe Schobert (21), Daniel McCullers (16-19), Cam Thomas (15), Jason Worilds (11-14), Nick Eason (07-10), Rodney Bailey (06), James Harrison (02), Joel Steed (92-99), Keith Willis (81-87, 89-91), John Stock (56)

**94** Tyson Alualu (17-21), Lawrence Timmons (07-16), Chad Brown (93-96, 06), Andre Frazier (05), Rodney Bailey (01-03), Jeremy Staat (98-00), Jeff Brady (91), Albert Williams (87r), Terry Echols (84), Dick Murley (56)

**95** Chris Wormley (20-21), Jarvis Jones (13-16), Alameda Ta'amu (12), Corbin Bryant (11), Donovan Woods (08-09), Ryan McBean (07), Richard Siegler (06), Marquis Cooper (06), Alonzo Jackson (03-04), Mike Jones (02), Greg Lloyd (88-97), Jackie Cline (87), Xavier Warren (87), John Goodman (81-85)



**96** Isaiah Buggs (19-21), L.T. Walton (15-18), Cam Thomas (14), Ziggy Hood (09-13), Orpheus Roye (08), Shaun Nua (05), Kendrick Clancy (00-04), Mike Vrabel (97), Brentson Buckner (94-96), Ricky Sutton (93), Jackie Cline (87), Anthony Henton (86, 88)

**97** Cameron Heyward (11-21), Jason Worilds (10), Arnold Harrison (06-09), Kendrell Bell (01-04), Chad Kelsay (99), Rod Manuel (97-98), Ray Seals (94-96), Aaron Jones (88-92), Joe Williams (87)

**98** Taco Charlton (21), Vince Williams (14-20), Casey Hampton (01-12), Ernie Brown (99), Oliver Gibson (95-98), Gerald Williams (86-94)

**99** Henry Mondeaux (20-21), Caushaud Lyons (15), Brett Keisel (02-14), Levon Kirkland (92-00), A.J. Jenkins (89-90), Darryl Sims (85-86), Avon Riley (87r), Michael Minter (87)



## Steelers All-Time Draft Picks

**2022 20TH OVERALL** (5 OFFENSIVE, 2 DEFENSIVE)

Rd	Player	School	Pk(Overall)
1.	Kenny Pickett (QB)	Pittsburgh	20
2.	George Pickens (WR)	Georgia	52
3.	DeMarvin Leal (DE)	Texas A&M	84
4.	* Calvin Austin III (WR)	Memphis	138
6.	** Connor Heyward (TE/FB)	Michigan State	208
(Compensatory selection)			
7a.	*** Mark Robinson (LB)	Mississippi	156
7b.	Chris Oladokun (QB)	South Dakota State	216

\*Compensatory pick

\*\* Acquired via trade with Kansas City Chiefs

\*\*\* Acquired via trade with N.Y. Jets

**2021 24TH OVERALL** (4 OFFENSIVE, 4 DEFENSIVE, 1 PUNTER)

Rd	Player	School	Pk(Overall)
1.	Najee Harris (RB)	Alabama	24
2.	Pat Freiermuth (TE)	Penn State	55
3.	Kendrick Green (C)	Illinois	87
4a.	Dan Moore Jr. (OT)	Texas A&M	128
4b.	Buddy Johnson (LB)	Texas A&M	140
(Compensatory selection)			
5.	* Isaiah Luderer (DE)	Wisconsin	156
6.	Quincy Roche (LB)	Miami (Fla.)	216
7a.	** Tre Norwood (DB)	Oklahoma	245
7b.	*** Pressley Harvin III (P)	Georgia Tech	254

\*Acquired via trade with Dallas Cowboys

\*\* Acquired via trade with Miami Dolphins

\*\*\* Acquired via trade with Baltimore Ravens

**2020 49TH OVERALL** (3 OFFENSIVE, 3 DEFENSIVE)

Rd	Player	School	Pk(Overall)
2.	Chase Claypool (WR)	Notre Dame	49
3.	Alex Highsmith (LB)	Charlotte	102
(Compensatory selection)			
4a.	Anthony McFarland Jr. (RB)	Maryland	124
4b.	Kevin Dotson (OL)	Louisiana**	135
6.	Antoine Brooks (DB)	Maryland	198
7.	Carlos Davis (DT)	Nebraska	232

\*\*Acquired via trade with Miami Dolphins

**2019 20TH OVERALL** (4 OFFENSIVE, 5 DEFENSIVE)

Rd	Player	School	Pk(Overall)
1.	Devin Bush (LB)	Michigan*	10
3a.	Diontae Johnson (WR)	Toledo	66
3b.	Justin Layne (CB)	Michigan State	83
4.	Benjamin Snell (RB)	Kentucky	122
5.	Zach Gentry (TE)	Michigan	141
6a.	Sutton Smith (LB)	Northern Illinois	175
6b.	Isaiah Buggs (DE)	Alabama	192
6c.	Ulysees Gilbert (LB)	Akron	207
7.	Derwin Gray (OT)	Maryland	219

\* Acquired 10th pick in the first round via trade with Denver Broncos. The Steelers traded the 20th pick, second-round selection (52nd overall) and their third-round pick in 2020.

**2018 28TH OVERALL** (4 OFFENSIVE, 3 DEFENSIVE)

Rd	Player	School	Pk(Overall)
1.	Terrell Edmunds (S)	Virginia Tech	28
2.	James Washington (WR)	Oklahoma State	60
3a.	Mason Rudolph (QB)	Oklahoma State	76
3b.	Chuks Okorafor (OT)	Western Michigan	92
5a.	Marcus Allen (S)	Penn State	148
5b.	Jaylen Samuels (RB)	North Carolina	165
7.	Joshua Frazier (DL)	Alabama	246

**2017 30TH OVERALL** (4 OFFENSIVE, 4 DEFENSIVE)

Rd	Player	School	Pk(Overall)
1.	T.J. Watt (OLB)	Wisconsin	30
2.	JuJu Smith-Schuster (WR)	USC	62
3a.	Cameron Sutton (CB)	Tennessee	94
3b.	James Conner (RB)	Pittsburgh	105
(Compensatory selection)			
4.	Joshua Dobbs (QB)	Tennessee	135
5.	Brian Allen (CB)	Utah	173
6.	Colin Holba (LB)	Louisville	213
7.	Keion Adams (LB)	Western Michigan	248

**2016 25TH OVERALL** (2 OFFENSIVE, 5 DEFENSIVE)

Rd	Player	School	Pk(Overall)
1.	Artie Burns (CB)	Miami (Fla.)	25
2.	Sean Davis (S)	Maryland	58
3.	Javon Hargrave (NT)	S. Carolina State	89
4.	Jerald Hawkins (OT)	LSU	123
6.	Travis Feeney (LB)	Washington	220
(Compensatory selection)			
7a.	Demarcus Ayers (WR)	Houston	229
7b.	Tyler Matakevich (LB)	Temple	246

**2015 22ND OVERALL** (2 OFFENSIVE, 6 DEFENSIVE)

Rd	Player	School	Pk(Overall)
1.	Bud Dupree (LB)	Kentucky	22
2.	Senquez Golson (CB)	Mississippi	56
3.	Sammie Coates (WR)	Auburn	87
4.	Doran Grant (CB)	Ohio State	121
5.	Jesse James (TE)	Penn State	160
6a.	Leterrius Walton (DE)	Central Michigan	199
6b.	Anthony Chickillo (LB)	Miami	212
(Compensatory selection)			
7.	Gerod Holliman (S)	Louisville	218

**2014 15TH OVERALL** (4 OFFENSIVE, 5 DEFENSIVE)

Rd	Player	School	Pk(Overall)
1.	Ryan Shazier (LB)	Ohio State	15
2.	Stephon Tuitt (DE)	Notre Dame	46
3.	Dri Archer (WR/RB)	Kent State	97
(Compensatory selection)			
4.	Martavis Bryant (WR)	Clemson	118
5a.	Shaquille Richardson (CB)	Arizona	157
5b.	Wesley Johnson (OL)	Vanderbilt	173
(Compensatory selection)			
6a.	Jordan Zumwalt (LB)	UCLA	192
6b.	Daniel McCullers (DL)	Tennessee	215
(Compensatory selection)			
7.	Rob Blanchflower (TE)	Massachusetts	230

**2013 17TH OVERALL** (4 OFFENSIVE, 5 DEFENSIVE)

Rd	Player	School	Pk(Overall)
1.	Jarvis Jones (LB)	Georgia	17
2.	Le'Veon Bell (RB)	Michigan State	48
3.	Markus Wheaton (WR)	Oregon State	79
4a.	Shamarko Thomas (S)	Syracuse*	111
4b.	Landry Jones (QB)	Oklahoma	115
5.	Terry Hawthorne (CB)	Illinois	150
6a.	Justin Brown (WR)	Oklahoma	186
6b.	Vince Williams (LB)	Florida State	206
(Compensatory selection)			
7.	Nick Williams (DT)	Samford	223

\* Acquired 14th pick in the fourth round (111th overall) via a trade with Cleveland. The Steelers traded their 2014 third-round selection to Cleveland in return.



## Steelers All-Time Draft Picks

**2012 24TH OVERALL** (6 OFFENSIVE, 3 DEFENSIVE)

Rd	Player	School	Pk(Overall)
1.	DeCastro, David (OG)	Stanford	24
2.	Adams, Mike (OT)	Ohio State	56
3.	Spence, Sean (LB)	Miami (Fla.)	86
4.	Ta'amu, Alameda (DT)	Washington *	109
5.	Rainey, Chris (RB)	Florida	159
7a.	Clemons, Toney (WR)	Colorado	231
7b.	Paulson, David (TE)	Oregon	240
<i>(Compensatory selection)</i>			
7c.	Frederick, Terrence (CB)	Texas A&M	246
<i>(Compensatory selection)</i>			
7d.	Beachum, Kelvin (OG)	SMU	248
<i>(Compensatory selection)</i>			

\* Traded original fourth-round selection (119th overall) and sixth-round selection (193rd overall) to Washington in return for the 109th overall pick

**2011 31ST OVERALL** (3 OFFENSIVE, 4 DEFENSIVE)

Rd	Player	School	Pk(Overall)
1.	Heyward, Cameron (DT)	Ohio State	31
2.	Gilbert, Marcus (OT)	Florida	63
3.	Brown, Curtis (CB)	Texas	95
4.	Allen, Cortez (CB)	The Citadel	128
5.	Carter, Chris (LB)	Fresno State	162
6.	Williams, Keith (OG)	Nebraska	196
7.	Batch, Baron (RB)	Texas Tech	232

**2010 18TH OVERALL** (5 OFFENSIVE, 5 DEFENSIVE)

Rd	Player	School	Pk(Overall)
1.	Pouncey, Maurkice (C)	Florida	18
2.	Worlds, Jason (LB)	Virginia Tech	52
3.	Sanders, Emmanuel (WR)	Southern Methodist	82
4.	Gibson, Thaddeus (DE)	Ohio State	116
5a.	Scott, Chris (OT)	Tennessee	151
5b.	Butler, Crezdon (CB)	Clemson	164
<i>(Compensatory selection)</i>			
5c.	Sylvester, Stevenson (LB)	Utah	166
<i>(Compensatory selection)</i>			
6a.	Dwyer, Jonathan (RB)	Georgia Tech	188
6b.	Brown, Antonio (WR)*	Central Michigan	195
7.	Worthington, Doug (DT)	Ohio State	242
<i>(Compensatory selection)</i>			

\* Acquired the 195th selection and CB Bryant McFadden from Arizona in exchange for the Steelers' 155th overall selection.

\*\* Pittsburgh traded its seventh-round pick (225th overall) to Tampa Bay for QB Byron Leftwich.

**2009 32ND OVERALL** (5 OFFENSIVE, 4 DEFENSIVE)

Rd	Player	School	Pk(Overall)
1.	Hood, Evander "Ziggy" (DE/DT)	Missouri	32
2.	Choice to Denver		
3a.	Urbik, Kraig (OG)	Wisconsin	79
<i>(Choice from Denver)</i>			
3b.	Wallace, Mike (WR)	Mississippi	84
<i>(Choice from Denver)</i>			
3c.	Lewis, Keenan (CB)	Oregon State	96
4.	Choice to Denver		
5a.	Burnett, Joe (CB)	Central Florida	168
5b.	Summers, Frank (RB/FB)	UNLV	169
<i>(Compensatory selection)</i>			
6.	Harris, Ra'Shon "Sunny"(DT)	Oregon	205
7a.	Shiple, A.Q. (C)	Penn State	226
<i>(Choice from Tampa Bay)</i>			
7b.	Johnson, David (TE)	Arkansas State	241

**2008 23RD OVERALL** (4 OFFENSIVE, 3 DEFENSIVE)

Rd	Player	School	Pk(Overall)
1.	Mendenhall, Rashard (RB)	Illinois	23
2.	Sweed, Limas (WR)	Texas	53
3.	Davis, Bruce (LB)	UCLA	88
4.	Hillis, Tony (OL)	Texas*	130
5.	Dixon, Dennis (QB)	Oregon	156
6a.	Humpal, Mike (LB)	Iowa	188
6b.	Mundy, Ryan (S)	West Virginia	194
7.	Choice to Atlanta		

\* Traded from 123rd to 130th with the N.Y. Giants. Received Giants' 6th round choice

**2007 15TH OVERALL** (3 OFFENSIVE, 4 DEFENSIVE, 1 PUNTER)

Rd	Player	School	Pk(Overall)
1.	Timmons, Lawrence (LB)	Florida State	15
2.	Woodley, LaMarr (LB)	Michigan	46
3.	Spaeth, Matt (TE)	Minnesota	77
4a.	Sepulveda, Daniel (P)	Baylor*	112
4b.	McBean, Ryan (DE)	Oklahoma State	132
<i>(Compensatory selection)</i>			
5a.	Stephenson, Cameron (OG)	Rutgers	156
5b.	Gay, William (CB)	Louisville	170
<i>(Compensatory selection)</i>			
6.	Choice to Green Bay		
7.	Baker, Dallas (WR)	Florida	277

\* Acquired via a trade with Green Bay for Steelers' 4th and 6th round picks.

**2006 32ND OVERALL** (7 OFFENSIVE, 2 DEFENSIVE)

Rd	Player	School	Pk(Overall)
1.	Holmes, Santonio (WR)	Ohio State *	25
2.	Choice to Minnesota		
3a.	Smith, Anthony (FS)	Syracuse	83
<i>(Choice from Minnesota)</i>			
3b.	Reid, Willie (WR)	Florida State	95
<i>(Choice from Minnesota)</i>			
4a.	Colon, Willie (OT)	Hofstra	131
<i>(Compensatory selection)</i>			
4b.	Harris, Orien (DE)	Miami (Fla.)	133
<i>(Compensatory selection)</i>			
5a.	Jacobs, Omar (QB)	Bowling Green	164
5b.	Davis, Charles (TE)	Purdue	167
<i>(Compensatory selection)</i>			
6.	Philip, Marvin (C)	California	201
7.	Humes, Cedric (RB)	Virginia Tech	240

\* Traded up to 25th from 32nd with N.Y. Giants

**2005 30TH OVERALL** (5 OFFENSIVE, 3 DEFENSIVE)

Rd	Player	School	Pk(Overall)
1.	Miller, Heath (TE)	Virginia	30
2.	McFadden, Bryant (CB)	Florida State	62
3.	Essex, Trai (OT)	Northwestern	93
4.	Gibson, Fred (WR)	Georgia	131
5.	Wallace, Rian (LB)	Temple	166
6.	Kemoatu, Chris (OG)	Utah	204
7a.	Nua, Shaun (DE)	Brigham Young	228
<i>(Choice from Carolina)</i>			
7b.	Herron, Noah (RB)	Northwestern	244

## Steelers All-Time Draft Picks

**2004 11TH OVERALL** (5 OFFENSIVE, 3 DEFENSIVE)

Rd	Player	School	Pk(Overall)
1.	Roethlisberger, Ben (QB)	Miami (OH)	11
2.	Colclough, Ricardo (CB)	Tusculum *	38
3.	Starks, Max (OT)	Florida	75
4.	Choice to Indianapolis		
5.	Adibi, Nathaniel (LB)	Virginia Tech	145
6a.	Lacy, Bo (OT)	Arkansas	177
6b.	Kranchick, Matt (TE)	Penn State	194
		(Choice from St. Louis)	
6c.	Caylor, Drew (C/L/S)	Stanford	197
		(Choice from New England)	
7.	Taylor, Eric (DE)	Memphis	212

\* Traded up to 38th from 44th with Indianapolis

**2003 27TH OVERALL** (2 OFFENSIVE, 3 DEFENSIVE)

Rd	Player	School	Pk(Overall)
1.	Polamalu, Troy (S)	USC *	16
2.	Jackson, Alonzo (LB)	Florida State	59
3.	Choice to Kansas City		
4.	Taylor, Ivan "Ike" (CB)	Louisiana-Lafayette	125
5.	St. Pierre, Brian (QB)	Boston College	163
6.	Choice to Kansas City		
7.	Wall, J.T. (FB)	Georgia	242

\* Traded up to 16th from 27th with Kansas City

**2002 30TH OVERALL** (4 OFFENSIVE, 4 DEFENSIVE)

Rd	Player	School	Pk(Overall)
1.	Simmons, Kendall (OG)	Auburn	30
2.	Randle El, Antwaan (WR)	Indiana	62
3.	Hope, Chris (S)	Florida State	94
4.	Foote, Larry (LB)	Michigan	128
5.	Haynes, Verron (FB)	Georgia	166
6.	Mays, Lee (WR)	UTEP	202
7a.	Glover, LaVar (CB)	Cincinnati	212
		(Compensatory selection)	
7b.	Keisel, Brett (DE)	Brigham Young	242

**2001 19TH OVERALL** (3 OFFENSIVE, 4 DEFENSIVE)

Rd	Player	School	Pk(Overall)
1.	Hampton, Casey (DT)	Texas *	19
2.	Bell, Kendrell (LB)	Georgia **	39
		(Choice from New England)	
3.	Forfeited		
4.	Nkwenti, Mathias (OT)	Temple *	111
		(Choice from N.Y. Jets)	
5.	Okobi, Chukky (C/OG)	Purdue	146
6a.	Bailey, Rodney (DE)	Ohio State *	181
		(Choice from N.Y. Jets)	
6b.	Knight, Roger (LB)	Wisconsin	182
7.	Taylor, Chris (WR)	Texas A&M	218

\* Traded from 16th to 19th with N.Y. Jets. Also received Jets' 4th and 6th round choices.

\*\* Traded 50th and 112th picks to New England for their 39th pick.

**2000 8TH OVERALL** (4 OFFENSIVE, 5 DEFENSIVE)

Rd	Player	School	Pk(Overall)
1.	Burruss, Plaxico (WR)	Michigan State	8
2.	Smith, Marvel (DT)	Arizona State	38
3a.	Clancy, Kendrick (DE)	Mississippi	72
3b.	Poteat, Hank (CB)	Pittsburgh	77
		(Choice from Oakland)	
4.	Farmer, Danny (WR)	UCLA	103
5a.	Haggans, Clark (LB)	Colorado State	137
5b.	Martin, Tee (QB)	Tennessee	163
		(Compensatory selection)	
6a.	Combs, Chris (DT)	Duke	173
6b.	Gavadza, Jason (TE)	Kent State	204
		(Compensatory selection)	
7.	Choice to Washington		

**1999 13TH OVERALL** (5 OFFENSIVE, 5 DEFENSIVE, 1 KICKER)

Rd	Player	School	Pk(Overall)
1.	Edwards, Troy (WR)	Louisiana Tech	13
2a.	Choice to Minnesota		
2b.	Shields, Scott (S)	Weber State	59
		(Choice from Minnesota)	
3a.	Porter, Joey (LB)	Colorado State	73
		(Choice from Washington)	
3b.	Farris, Kris (T)	UCLA	74
3c.	Zereoue, Amos (RB)	West Virginia	95
		(Compensatory selection)	
4.	Smith, Aaron (DE)	Northern Colorado	109
5a.	Tuman, Jerame (TE)	Michigan	136
		(Choice from Indianapolis)	
5b.	Choice to Oakland		
5c.	Johnson, Malcolm (WR)	Notre Dame	166
		(Compensatory selection)	
6.	Choice to N.Y. Jets		
7a.	Dingle, Antonio (DT)	Virginia	214
		(Choice from San Diego)	
7b.	Kelsay, Chad (LB)	Nebraska	219
7c.	Brown, Kris (K)	Nebraska	228
		(Choice from Arizona)	

**1998 26TH OVERALL** (5 OFFENSIVE, 5 DEFENSIVE)

Rd	Player	School	Pk(Overall)
1.	Faneca, Alan (G)	LSU	26
2a.	Staat, Jeremy (DE)	Arizona State	41
		(Choice from Philadelphia)	
2a.	Choice to N.Y. Jets		
3a.	Conrad, Chris (T)	Fresno State	66
		(Choice from San Diego)	
3b.	Choice to N.Y. Jets		
3c.	Ward, Hines (WR)	Georgia	92
		(Compensatory selection)	
4a.	Townsend, Deshea (CB)	Alabama	117
4b.	King, Carlos (RB)	North Carolina State	123
		(Compensatory selection)	
5a.	Simmons, Jason (CB)	Arizona State	137
		Choice to N.Y. Jets	
6a.	Fuamatu-Ma'afala, Chris (RB)	Utah	178
6b.	Olson, Ryan (LB)	Colorado	186
		(Compensatory selection)	
7a.	Choice to San Francisco		
7b.	Rubio, Angel (DE)	Southeast Missouri State	221
		(Compensatory selection)	

## Steelers All-Time Draft Picks

**1997 24TH OVERALL** (4 OFFENSIVE, 4 DEFENSIVE)

Rd	Player	School	Pk(Overall)
1.	Scott, Chad (DB)	Maryland	24
2.	Blackwell, Will (WR)	San Diego State	53
3a.	Wiggins, Paul (T)	Oregon	82
3b.	Vrabel, Mike (DE)	Ohio State	91
		(Compensatory selection)	
4.	<i>Choice to Miami</i>		
5.	Jones, George (RB)	San Diego State	154
6a.	Porter, Daryl (DB)	Boston College	186
6b.	Manuel, Rod (DE)	Oklahoma	199
		(Compensatory selection)	
7.	Adams, Michael (WR)	Texas	223

**1996 29TH OVERALL** (4 OFFENSIVE, 5 DEFENSIVE)

Rd	Player	School	Pk(Overall)
1.	Stephens, Jamain (T)	North Carolina A&T	29
2.	<i>Choice to St. Louis</i>		
3a.	Conley, Steve (LB)	Arkansas	72
		(Choice from St. Louis)	
3b.	Witman, Jon (RB)	Penn State	92
4a.	Holmes, Earl (LB)	Florida A&M	126
4b.	Arnold, Jahine (WR)	Fresno State	132
		(Compensatory selection)	
5.	Raybon, Israel (DE)	North Alabama	163
6a.	Roye, Orpheus (DE)	Florida State	200
6b.	Fischer, Spence (QB)	Duke	203
		(Compensatory selection)	
7.	Emmons, Carlos (LB)	Arkansas State	242

**1995 27TH OVERALL** (4 OFFENSIVE, 5 DEFENSIVE, 1 KICKER)

Rd	Player	School	Pk(Overall)
1.	Bruener, Mark (TE)	Washington	27
2.	Stewart, Kordell (QB)	Colorado	60
3.	Stai, Brenden (G)	Nebraska	91
4a.	Gibson, Oliver (DE)	Notre Dame	120
		(Choice from New England)	
4b.	Jones, Donta (LB)	Nebraska	125
5a.	Flowers, Lethon (DB)	Georgia Tech	151
		(Choice from Chicago)	
5b.	Brown, Lance (DB)	Indiana	161
6.	Miles, Barron (DB)	Nebraska	199
7a.	Bailey, Henry (WR)	UNLV	235
7b.	Ford, Cole (K)	USC	247
		(Compensatory selection)	

**1994 17TH OVERALL** (5 OFFENSIVE, 5 DEFENSIVE)

Rd	Player	School	Pk(Overall)
1.	Johnson, Charles (WR)	Colorado	17
2.	Buckner, Brentson (DE)	Clemson	50
3a.	Gildon, Jason (LB)	Oklahoma State	88
		(Choice from Minnesota)	
3b.	Morris, Bam (RB)	Texas Tech	91
4.	Faumui, Ta'ase (DE)	Hawaii	122
5a.	Bell, Myron (DB)	Michigan State	140
		(Choice from Chicago)	
5b.	Brown, Gary (T)	Georgia Tech	148
6a.	Miller, Jim (QB)	Michigan State	178
6b.	Ravotti, Eric (LB)	Penn State	180
		(Choice from Minnesota)	
7.	Abrams, Brice (RB)	Michigan State	209

**1993 23RD OVERALL** (4 OFFENSIVE, 6 DEFENSIVE)

Rd	Player	School	Pk(Overall)
1.	Figures, Deon (DB)	Colorado	23
2a.	Brown, Chad (LB)	Colorado	44
		(Choice from Indianapolis)	
2b.	<i>Choice to Indianapolis</i>		
3.	Hastings, Andre (WR)	Georgia	76
4.	Henry, Kevin (DE)	Mississippi State	108
5a.	Palelei, Lonnie (G)	UNLV	135
5b.	Woodard, Marc (LB)	Mississippi State	140
		(Choice from Dallas)	
6.	Williams, Willie (DB)	Western Carolina	162
7a.	Zgonina, Jeff (DT)	Purdue	185
		(Choice from Washington)	
7b.	Keith, Craig (TE)	Lenoir-Rhyne	189
8.	Van Pelt, Alex (QB)	Pittsburgh	216

**1992 11TH OVERALL** (8 OFFENSIVE, 6 DEFENSIVE)

Rd	Player	School	Pk(Overall)
1.	Searcy, Leon (T)	Miami (FL)	11
2.	Kirkland, Levon (LB)	Clemson	38
3.	Steed, Joel (NT)	Colorado	67
4.	Davenport, Charles (WR)	North Carolina State	94
5.	Haller, Alan (DB)	Michigan State	123
6.	<i>Choice to San Francisco</i>		
7a.	Campbell, Russ (TE)	Kansas State	179
7b.	Graham, Scottie (RB)	Ohio State	188
		(Choice from San Francisco)	
8a.	Perry, Darren (DB)	Penn State	203
		(Choice from Green Bay)	
8b.	Ismail, Hesham (G)	Florida	206
8c.	Williams, Nate (DT)	Mississippi State	215
		(Choice from San Francisco)	
9.	Webster, Elnardo (LB)	Rutgers	235
10.	Saunders, Mike (RB)	Iowa	262
11.	Gammon, Kendall (G)	Pittsburg State	291
12.	Benton, Cornelius (QB)	Connecticut	318

**1991 15TH OVERALL** (7 OFFENSIVE, 5 DEFENSIVE)

Rd	Player	School	Pk(Overall)
1.	Richardson, Huey (DE)	Florida	15
2.	Graham, Jeff (WR)	Ohio State	46
3.	Mills, Ernie (WR)	Florida	73
4a.	Walker, Sammy (DB)	Texas Tech	88
		(Choice from Denver)	
4b.	<i>Choice to L.A. Raiders</i>		
4c.	Cooper, Adrian (TE)	Oklahoma	103
		(Choice from Washington)	
5.	<i>Choice to San Diego</i>		
6.	Thompson, Leroy (RB)	Penn State	158
7.	Jones, Andre (LB)	Notre Dame	185
8.	Dingman, Dean (G)	Michigan	212
9.	McGonnigal, Bruce (TE)	Virginia	238
10.	Solomon, Ariel (T)	Colorado	269
11.	Thomas, Efrum (DB)	Alabama	296
12.	Brady, Jeff (LB)	Kentucky	323

## Steelers All-Time Draft Picks

**1990 21ST OVERALL** (7 OFFENSIVE, 6 DEFENSIVE)

Rd	Player	School	Pk(Overall)
1a.	<i>Choice to Dallas</i>		
1b.	Green, Eric (TE)	Liberty <i>(Choice from Minnesota)</i>	21
2.	Davidson, Kenny (DE)	LSU	43
3a.	O'Donnell, Neil (QB)	Maryland	70
3b.	Veasey, Craig (DT)	Houston <i>(Choice from San Francisco)</i>	81
4.	Calloway, Chris (WR)	Michigan	97
5.	Foster, Barry (RB)	Arkansas	128
6.	Heard, Ron (WR)	Bowling Green	155
7.	Grayson, Dan (LB)	Washington State	182
8.	Dunbar, Karl (DT)	LSU	209
9.	Jones, Gary (DB)	Texas A&M	239
10.	Miles, Eddie (LB)	Minnesota	266
11.	Strzelczyk, Justin (T)	Maine	293
12.	Bell, Richard (RB)	Nebraska	319

**1989 7TH OVERALL** (5 OFFENSIVE, 8 DEFENSIVE)

Rd	Player	School	Pk(Overall)
1a.	Worley, Tim (RB)	Georgia	7
1b.	Ricketts, Tom (T)	Pittsburgh <i>(Choice from Minnesota)</i>	24
2.	Lake, Carnell (S)	UCLA	34
3.	Hill, Derek (WR)	Arizona	61
4.	Williams, Jerrol (LB)	Purdue	91
5.	Arnold, David (S)	Michigan	118
6.	Stock, Mark (WR)	Virginia Military	144
7.	Johnson, D.J. (CB)	Kentucky	174
8.	Asbeck, Chris (NT)	Cincinnati	201
9.	Jenkins, A.J. (DE)	Cal State Fullerton	228
10.	Olsavsky, Jerry (LB)	Pittsburgh	258
11.	Slater, Brian (WR)	Washington	285
12.	Haselrig, Carlton (DE)	Pitt.-Johnstown	312

**1988 18TH OVERALL** (7 OFFENSIVE, 6 DEFENSIVE)

Rd	Player	School	Pk(Overall)
1.	Jones, Aaron (DE)	Eastern Kentucky	18
2.	Dawson, Dermontti (G)	Kentucky	44
3.	Lanza, Chuck (C)	Notre Dame	70
4.	<i>Choice to Kansas</i>		
5a.	Jordan, Darin (LB)	Northeastern <i>(Choice from Phoenix)</i>	121
5b.	Reese, Jerry (NT)	Kentucky	128
6.	Williams, Warren (RB)	Miami (FL)	155
7.	Zeno, Marc (WR)	Tulane	182
8a.	Nichols, Mark (NT)	Michigan State	209
8b.	Hinnant, Mike (TE)	Temple <i>(Choice from San Diego)</i>	211
9.	Lockbaum, Gordie (RB)	Holy Cross	236
10.	Jackson, John (T)	Eastern Kentucky	252
11.	Dawson, Bobby (DB)	Illinois	295
12.	Earle, James (LB)	Clemson	322

**1987 10TH OVERALL** (6 OFFENSIVE, 7 DEFENSIVE)

Rd	Player	School	Pk(Overall)
1.	Woodson, Rod (DB)	Purdue	10
2.	Hall, Delton (DB)	Clemson	38
3.	Lockett, Charles (WR)	Long Beach State	66
4.	Everett, Thomas (DB)	Baylor	94
5.	Nickerson, Hardy (LB)	California	122
6a.	Johnson, Tim (NT)	Penn State <i>(Choice from Tampa Bay)</i>	141
6b.	Lloyd, Greg (LB)	Fort Valley State	150
7.	Kelley, Chris (TE)	Akron	178
8.	Buchanan, Charles (DE)	Tennessee State	205
9.	Clinkscales, Joey (WR)	Tennessee	233
10.	Hoge, Merril (RB)	Idaho State	261
11.	Oswald, Paul (C)	Kansas	289
12.	Young, Theo (TE)	Arkansas	317

**1986 9TH OVERALL** (6 OFFENSIVE, 7 DEFENSIVE)

Rd	Player	School	Pk(Overall)
1.	Rienstra, John (G)	Temple	9
2.	Williams, Gerald (DE)	Auburn	36
3.	Briester, Bubby (QB)	Louisiana-Monroe	67
4.	Callahan, Bill (DB)	Pittsburgh	94
5a.	Tucker, Errol (DB)	Utah	122
5b.	Jones, Brent (TE)	Santa Clara <i>(Choice from L.A. Raiders)</i>	135
6.	Bryant, Domingo (DB)	Texas A&M	148
7.	Carter, Rodney (RB)	Purdue	175
8.	Boso, Cap (TE)	Illinois	207
9.	Henton, Anthony (LB)	Troy	234
10.	Seitz, Warren (WR)	Missouri	260
11.	Station, Larry (LB)	Iowa	287
12.	Williams, Mike (LB)	Tulsa	314

**1985 20TH OVERALL** (4 OFFENSIVE, 8 DEFENSIVE, 1 PUNTER)

Rd	Player	School	Pk(Overall)
1.	Sims, Darryl (DE)	Wisconsin	20
2.	Behning, Mark (T)	Nebraska	47
3.	Hobley, Liffort (DB)	LSU	74
4.	Turk, Dan (C)	Wisconsin	101
5a.	<i>Choice to Seattle</i>		
5b.	Jacobs, Cam (LB)	Kentucky <i>(Choice from Washington)</i>	136
6.	Carr, Gregg (LB)	Auburn	160
7.	Andrews, Alan (TE)	Rutgers	187
8.	Newsome, Harry (P)	Wake Forest	214
9a.	Small, Fred (LB)	Washington	241
9b.	Harris, Andre (DB)	Minnesota <i>(Choice from New England)</i>	242
10.	White, Oliver (TE)	Kentucky	268
11.	Matchak, Terry (DB)	Missouri	300
12.	Sanchez, Jeff (DB)	Georgia	327

## Steelers All-Time Draft Picks

**1984 23RD OVERALL** (10 OFFENSIVE, 2 DEFENSIVE)

Rd	Player	School	Pk(Overall)
1.	Lipps, Louis (WR)	Southern Miss	23
2.	Kolodziejewski, Chris (TE)	Wyoming	52
3.	<i>Choice to Buffalo through Miami</i>		
4a.	Thompson, Weegie (WR)	Florida State	108
4b.	Long, Terry (G)	East Carolina	111
	<i>(Choice from Washington)</i>		
5.	Hughes, Van (DT)	Texas State	135
6.	Brown, Chris (DB)	Notre Dame	164
7.	Campbell, Scott (QB)	Purdue	191
8.	Rasmussen, Randy (C)	Minnesota	220
9.	Erenberg, Rich (RB)	Colgate	247
10.	McJunkin, Kirk (T)	Texas	276
11.	Veals, Elton (RB)	Tulane	303
12.	Gillespie, Fernandars (RB)	William Jewell	332

**1983 21ST OVERALL** (9 OFFENSIVE, 5 DEFENSIVE)

Rd	Player	School	Pk(Overall)
1.	Rivera, Gabe (DT)	Texas Tech	21
2.	Capers, Wayne (WR)	Kansas	52
3.	Seabaugh, Todd (LB)	San Diego State	79
4.	Metcalfe, Bo (DB)	Baylor	106
5a.	Skansi, Paul (WR)	Washington	133
5b.	Garrity, Gregg (WR)	Penn State	140
	<i>(Choice from Washington)</i>		
6.	Williams, Eric (DB)	North Carolina State	164
7.	Kirchner, Mark (G)	Baylor	191
8a.	Odom, Henry (RB)	South Carolina State	199
	<i>(Choice from Denver)</i>		
8b.	Dunaway, Craig (TE)	Michigan	218
9.	Wingle, Blake (G)	UCLA	244
10.	Straughter, Roosevelt (DB)	Louisiana-Monroe	275
11.	Raugh, Mark (TE)	West Virginia	302
12.	Wiley, Roger (RB)	Sam Houston State	330

**1982 12TH OVERALL** (6 OFFENSIVE, 7 DEFENSIVE, 1 KICKER)

Rd	Player	School	Pk(Overall)
1.	Abercrombie, Walter (RB)	Baylor	12
2.	Meyer, John (T)	Arizona State	43
3.	Merriweather, Mike (LB)	Pacific	70
4.	Woods, Rick (DB)	Boise State	97
5.	Dallafor, Ken (T)	Minnesota	124
6a.	Perko, Mike (DT)	Utah State	155
6b.	Bingham, Craig (LB)	Syracuse	167
	<i>(Choice from San Francisco)</i>		
7a.	Nelson, Edmund (DT)	Auburn	172
7b.	Boures, Emil (C)	Pittsburgh	182
8.	Goodson, John (P)	Texas	209
9.	Hirm, Mike (TE)	Central Michigan	236
10.	Sunseri, Sal (LB)	Pittsburgh	267
11.	Abdul-Saboor, Mikal (G)	Morgan State	293
12.	Hughes, Al (DE)	Western Michigan	320

**1981 17TH OVERALL** (6 OFFENSIVE, 5 DEFENSIVE)

Rd	Player	School	Pk(Overall)
1.	Gary, Keith (DE)	Oklahoma	17
2.	Washington, Anthony (DB)	Fresno State	44
3.	Donnalley, Rick (C)	North Carolina	73
4.	Martin, Robbie (WR)	Cal Poly	100
5.	Martin, Ricky (WR)	New Mexico	127
6.	Hinkle, Bryan (LB)	Oregon	156
7.	Little, David (LB)	Florida	183
8.	Wilson, Frank (RB)	Rice	209
9.	Hunter, James (T)	USC	239
10.	Mayock, Mike (DB)	Boston College	265
11.	Trociano, Rick (QB)	Pittsburgh	292
12.	<i>Choice to San Francisco</i>		

**1980 28TH OVERALL** (10 OFFENSIVE, 5 DEFENSIVE)

Rd	Player	School	Pk(Overall)
1.	Malone, Mark (QB)	Arizona State	28
2a.	Kohrs, Bob (LB)	Arizona State	35
	<i>(Choice from N.Y. Giants)</i>		
2b.	Goodman, John (DE)	Oklahoma	56
3.	Sydnor, Ray (TE)	Wisconsin	83
4.	Hurley, Bill (QB)	Syracuse	110
5.	Wolfley, Craig (G)	Syracuse	138
6.	Ilkin, Tunch (C)	Indiana State	165
7.	Johnson, Nate (WR)	Hillsdale	193
8.	Walton, Ted (DB)	Connecticut	221
9.	McCall, Ron (WR)	Arkansas-Pine Bluff	249
10a.	Wilson, Woodrow (DB)	North Carolina State	250
	<i>(Choice from San Francisco)</i>		
10b.	Fritz, Ken (G)	Ohio State	277
11.	Pollard, Frank (RB)	Baylor	305
12a.	Vaclavik, Charles (DB)	Texas	306
	<i>(Choice from San Francisco)</i>		
12b.	McGriff, Tyrone (G)	Florida A&M	333

**1979 28TH OVERALL** (8 OFFENSIVE, 6 DEFENSIVE, 1 KICKER)

Rd	Player	School	Pk(Overall)
1.	Hawthorne, Greg (RB)	Baylor	28
2.	Valentine, Zack (LB)	East Carolina	56
3.	<i>Forfeited</i>		
4a.	Davis, Russell (RB)	Michigan	86
	<i>(Choice from Tampa Bay)</i>		
4b.	Sweeney, Calvin (WR)	USC	110
5.	Board, Dwaine (DE)	North Carolina A&T	137
6a.	Murrell, Bill (TE)	Winston-Salem	157
	<i>(Choice from San Diego)</i>		
6b.	Woodruff, Dwayne (DB)	Louisville	161
	<i>(Choice from New England)</i>		
6c.	Bahr, Matt (K)	Penn State	165
7.	Kimball, Bruce (G)	Massachusetts	192
8.	Graves, Tom (LB)	Michigan State	220
9.	Kirk, Richard (DE)	Denison	248
10.	Thompson, Tod (TE)	Brigham Young	275
11.	Moore, Charlie (C)	Wichita State	303
12a.	Smith, Ed (LB)	Vanderbilt	322
	<i>(Choice from Philadelphia)</i>		
12b.	Almond, Mike (WR)	Northwestern State	330

## Steelers All-Time Draft Picks

**1978 22ND OVERALL** (6 OFFENSIVE, 6 DEFENSIVE, 2 KICKER)

Rd	Player	School	Pk(Overall)
1.	Johnson, Ron (DB)	Eastern Michigan	22
2.	Fry, Willie (DE)	Notre Dame	49
3.	Colquitt, Craig (P)	Tennessee	76
4.	Anderson, Larry (DB)	Louisiana Tech	101
5.	<i>Choice to Green Bay</i>		
6.	Reutershan, Randy (WR)	Pittsburgh	160
7.	Dufresne, Mike (TE)	Nebraska	187
8a.	Moser, Rick (RB)	Rhode Island	208
		<i>(Choice from St. Louis)</i>	
8b.	Keys, Andre (WR)	Cal Poly	214
9.	Reynolds, Lance (T)	Brigham Young	241
10a.	Becker, Doug (LB)	Notre Dame	268
10b.	Jurich, Tom (K)	Northern Arizona	276
		<i>(Choice from Oakland)</i>	
11a.	Terry, Nat (DB)	Florida State	279
		<i>(Choice from Tampa Bay)</i>	
11b.	Brzoza, Tom (C)	Pittsburgh	300
12.	Carr, Brad (LB)	Maryland	327

**1977 21ST OVERALL** (10 OFFENSIVE, 8 DEFENSIVE)

Rd	Player	School	Pk(Overall)
1.	Cole, Robin (LB)	New Mexico	21
2.	Thornton, Sidney (RB)	Northwestern State	48
3a.	Beasley, Tom (DT)	Virginia Tech	60
		<i>(Choice from N.Y. Jets)</i>	
3b.	Smith, Jim (WR)	Michigan	75
4a.	Petersen, Ted (C)	Eastern Illinois	93
		<i>(Choice from Green Bay)</i>	
4b.	Smith, Laverne (RB)	Kansas	99
		<i>(Choice from Chicago)</i>	
4c.	Audick, Dan (G)	Hawaii	106
5a.	Stoudt, Cliff (QB)	Youngstown State	121
		<i>(Choice from Kansas City)</i>	
5b.	Courson, Steve (G)	South Carolina	125
		<i>(Choice from Detroit)</i>	
5c.	Winston, Dennis (LB)	Arkansas	132
6.	Harris, Paul (LB)	Alabama	159
7.	Frisch, Randy (DT)	Missouri	186
8.	August, Phil (WR)	Miami (FL)	217
9.	Kelly, Roosevelt (TE)	Eastern Kentucky	244
10a.	Cowans, Alvin (DB)	Florida	253
		<i>(Choice from Buffalo)</i>	
10b.	LaCrosse, Dave (LB)	Wake Forest	271
11.	West, Lou (DB)	Cincinnati	298
12.	Stephens, Jimmy (TE)	Florida	310
		<i>(Choice from Seattle)</i>	

**1976 28TH OVERALL** (13 OFFENSIVE, 9 DEFENSIVE)

Rd	Player	School	Pk(Overall)
1.	Cunningham, Bennie (TE)	Clemson	28
2a.	Pinney, Ray (C)	Washington	37
		<i>(Choice from Chicago)</i>	
2b.	Kruczek, Mike (QB)	Boston College	47
		<i>(Choice from Baltimore)</i>	
2c.	Files, James (C)	McNeese State	56
3a.	Coder, Ron (DT)	Penn State	70
		<i>(Choice from Green Bay)</i>	
3b.	Pough, Ernest (WR)	Texas Southern	88
4a.	Monds, Wonder (DB)	Nebraska	112
		<i>(Choice from Baltimore)</i>	
4b.	Bell, Theo (WR)	Arizona	120
5.	Norton, Rodney (LB)	Rice	152
6a.	Dunn, Gary (DT)	Miami (FL)	159
		<i>(Choice from San Diego)</i>	
6b.	Deloplaine, Jack (RB)	None	182
7.	Burton, Barry (TE)	Vanderbilt	209
8.	McAleney, Ed (DT)	Massachusetts	237
9.	Gains, Wentford (DB)	Cincinnati	265
10.	Campbell, Gary (LB)	Colorado	291
11.	Fuchs, Rolland (RB)	Arkansas	319
12.	Carroll, Bill (WR)	Texas A&M-Commerce	347
13.	Kain, Larry (TE)	Ohio State	375
14.	Fields, Wayne (DB)	Florida	403
15.	Davis, Mel (DE)	North Texas	431
16.	Butts, Randy (RB)	Nebraska-Kearney	459
17.	Kirk, Kelvin (WR)	Dayton	487

**1975 26TH OVERALL** (12 OFFENSIVE, 9 DEFENSIVE)

Rd	Player	School	Pk(Overall)
1.	Brown, Dave (DB)	Michigan	26
2.	Barber, Bob (DE)	Grambling State	51
3.	White, Walter (TE)	Maryland	78
4.	Evans, Harold (LB)	Houston	104
5.	Sexton, Brent (DB)	Elon	130
6.	Crenshaw, Marvin (T)	Nebraska	156
7.	Mattingly, Wayne (T)	Colorado	182
8a.	Kropp, Tom (LB)	Nebraska-Kearney	190
		<i>(Choice from Kansas City)</i>	
8b.	Humphrey, Al (DE)	Tulsa	208
9a.	Clark, Eugene (G)	UCLA	222
		<i>(Choice from New England)</i>	
9b.	Reimer, Bruce (RB)	North Dakota State	234
10a.	Heyer, Kirt (DT)	Nebraska-Kearney	247
		<i>(Choice from New England)</i>	
10b.	Gray, Archie (WR)	Wyoming	260
11.	Little, Randy (TE)	West Liberty State	286
12.	Murphy, Greg (DE)	Penn State	312
13.	Gaddis, Robert (WR)	Mississippi Valley State	337
14.	Collier, Mike (RB)	Morgan State	364
15a.	Thatcher, James (WR)	Langston	371
		<i>(Choice from Kansas City)</i>	
15b.	Smith, Marty (DT)	Louisville	390
16.	Bassler, Miller (TE)	Houston	415
		<i>(Choice from New England)</i>	
17.	Hegener, Stan (G)	Nebraska	442

## Steelers All-Time Draft Picks

**1974 21ST OVERALL** (11 OFFENSIVE, 10 DEFENSIVE)

Rd	Player	School	Pk(Overall)
1.	Swann, Lynn (WR)	USC	21
2.	Lambert, Jack (LB)	Kent State	46
3.	<i>Choice to Oakland</i>		
4a.	Stallworth, John (WR)	Alabama A&M <i>(Choice from Chicago)</i>	82
4b.	Allen, Jim (DB)	UCLA	100
5.	Webster, Mike (C)	Wisconsin	125
6a.	Wolfe, Jim (DE)	Prairie View A&M <i>(Choice from Cleveland)</i>	149
6b.	Druschel, Rick (G)	North Carolina State	150
7a.	Sitterle, Allen (T)	North Carolina State <i>(Choice from New England)</i>	165
7b.	Garske, Scott (TE)	Eastern Washington	179
8.	Gefert, Mark (LB)	Purdue	204
9a.	Reamon, Tommy (RB)	Missouri <i>(Choice from Denver)</i>	223
9b.	Davis, Charles (T)	TCU	229
10a.	Kregel, Jim (G)	Ohio State <i>(Choice from New England)</i>	243
10b.	Atkinson, Dave (DB)	Brigham Young	254
11.	Morton, Dick (RB)	Arkansas	283
12.	Lickiss, Hugh (LB)	Simpson	308
13.	Kolch, Frank (QB)	Eastern Michigan	333
14.	Henley, Bruce (DB)	Rice	358
15.	Hunt, Larry (DT)	Iowa State	387
16.	Morgan, Octavus (LB)	Illinois	412
17.	Moore, Larry (DE)	Angelo State	437

**1973 24TH OVERALL** (7 OFFENSIVE, 13 DEFENSIVE)

Rd	Player	School	Pk(Overall)
1.	Thomas, J.T. (DB)	Florida State	24
2.	Phares, Ken (DB)	Mississippi State	50
3.	Bernhardt, Roger (G)	Kansas	76
4.	Clark, Gail (LB)	Michigan State	102
5a.	Reavis, Dave (DE)	Arkansas <i>(Choice from New Orleans)</i>	106
5b.	Clark, Larry (LB)	Northern Illinois	128
6a.	Bell, Ron (RB)	Illinois State <i>(Choice from Denver)</i>	140
6b.	Scolnik, Glenn (WR)	Indiana	154
7.	Dorsey, Nate (DE)	Mississippi Valley State	180
8a.	Toews, Loren (LB)	California <i>(Choice from Denver)</i>	192
8b.	Janssen, Bill (T)	Nebraska	206
9.	Bonham, Bracey (G)	North Carolina Central	232
10.	Wunderly, Don (DT)	Arkansas	258
11.	White, Bob (DB)	Arizona	284
12.	Lee, Willie (RB)	Indiana State	310
13.	Ferguson, Rick (WR)	Kansas State	336
14.	Cowan, Roger (DE)	Stanford	362
15.	Cross, Charles (DB)	Iowa	388
16.	Nardi, Glen (DT)	Navy	414
17.	Shannon, Mike (DT)	Oregon State	440

**1972 13TH OVERALL** (11 OFFENSIVE, 9 DEFENSIVE)

Rd	Player	School	Pk(Overall)
1.	Harris, Franco (RB)	Penn State	13
2.	Gravelle, Gordon (T)	Brigham Young	38
3.	McMakin, John (TE)	Clemson	63
4a.	Brinkley, Lorenzo (DB)	Missouri <i>(Choice from N.Y. Giants)</i>	80
4b.	Bradley, Ed (LB)	Wake Forest	88
5.	Furness, Steve (DE)	Rhode Island	113
6.	Meyer, Dennis (DB)	Arkansas State	143
7a.	Colquitt, Joe (DE)	Kansas State <i>(Choice from N.Y. Giants)</i>	159
7b.	Kelly, Robert (DB)	Jackson State	168
8.	Vincent, Stahle (RB)	Rice	193
9.	Kelley, Don (DB)	Clemson	217
10.	Brown, Bob (DT)	Tampa	243
11.	Gilliam, Joe (QB)	Tennessee State	273
12.	Curl, Ron (T)	Michigan State	298
13.	Messmer, Ernie (T)	Villanova	323
14.	Durrance, Tom (RB)	Florida	348
15a.	Hulecki, John (G)	Massachusetts <i>(Choice from Houston)</i>	368
15b.	Harrington, Charles (G)	Wichita State	373
16.	Hawkins, Nate (WR)	UNLV	403
17.	Linehan, Ron (LB)	Idaho	428

**1971 8TH OVERALL** (12 OFFENSIVE, 9 DEFENSIVE, 1 KICKER)

Rd	Player	School	Pk(Overall)
1.	Lewis, Frank (WR)	Grambling State	8
2.	Ham, Jack (LB)	Penn State	34
3.	Davis, Steve (RB)	Delaware State	60
4a.	Mullins, Gerry (TE)	USC	86
4b.	White, Dwight (DE)	Texas A&M-Commerce <i>(Choice from Baltimore)</i>	104
5a.	Brown, Larry (TE)	Kansas <i>(Choice from New Orleans)</i>	106
5b.	Holmes, Mel (T)	North Carolina A&T	112
5c.	Anderson, Ralph (DB)	West Texas A&M <i>(Choice from Miami)</i>	126
5d.	Brister, Fred (LB)	Mississippi <i>(Choice from Minnesota)</i>	128
6.	Hanneman, Craig (T)	Oregon State	138
7.	McClure, Worthy (T)	Mississippi	164
8a.	Crowe, Larry (RB)	Texas Southern <i>(Choice from New Orleans)</i>	184
8b.	Rogers, Paul (K)	Nebraska	190
8c.	Holmes, Ernie (DT)	Texas Southern <i>(Choice from Miami)</i>	203
9.	Anderson, Mike (LB)	LSU	216
10.	O'Shea, Jim (TE)	Boston College	242
11.	Wagner, Mike (DB)	Western Illinois	268
12.	<i>Choice to Baltimore</i>		
13.	Young, Al (WR)	South Carolina State	320
14.	Evans, McKinney (DB)	New Mexico Highlands	346
15.	Makin, Ray (G)	Kentucky	372
16.	Huntley, Walter (DB)	Trinity (TX)	398
17.	Ehle, Dan (RB)	Howard Payne	424



## Steelers All-Time Draft Picks

**1970 1ST OVERALL** (10 OFFENSIVE, 9 DEFENSIVE)

Rd	Player	School	Pk(Overall)
1.	Bradshaw, Terry (QB)	Louisiana Tech	1
2.	Shanklin, Ron (WR)	North Texas	28
3.	Blount, Mel (DB)	Southern University	53
4a.	George, Ed (T)	Wake Forest	80
4b.	Evenson, Jim (RB)	Oregon	93
5.	Staggers, Jon (DB)	Missouri	105
6a.	Barrera, Manuel (LB)	Kansas State	132
6b.	Kegler, Clarence (T)	South Carolina State (Choice from Minnesota)	155
7.	Griffin, Danny (RB)	Texas-Arlington	157
8.	Smith, Dave (WR)	Indiana (PA)	184
9.	Crennel, Carl (LB)	West Virginia	209
10.	Brown, Isaiah (DB)	Stanford	236
11.	Hunt, Calvin (C)	Baylor	261
12.	Sharp, Rick (DT)	Washington	288
13.	Main, Billy (RB)	Oregon State	313
14.	Askon, Bert (LB)	Texas Southern	340
15.	Keppy, Glen (DT)	Wisconsin-Platteville	365
16.	Yanossy, Frank (DT)	Tennessee	392
17.	Key, Harry (TE)	Mississippi Valley State	417

**1969 4TH OVERALL** (9 OFFENSIVE, 7 DEFENSIVE, 1 KICKER)

Rd	Player	School
1.	Greene, Joe (DT)	North Texas State
2a.	Hanratty, Terry (QB)	Notre Dame
2b.	Bankston, Warren (RB)	Tulane (choice from San Francisco)
3.	Kolb, Jon (C)	Oklahoma State
4.	Campbell, Bob (RB)	Penn State
5.	Choice to St. Louis	—
6.	Choice to Green Bay	—
7a.	Beatty, Charles (DB)	North Texas State
7b.	Brown, Chadwick (OT)	East Texas State
8.	Cooper, Joe (WR)	Tennessee State
9.	Sodaski, John (DB)	Villanova
10.	Greenwood, L.C.(DE)	Arkansas AM & N
11.	Washington, Clarence (DT)	Arkansas AM & N
12.	Fisher, Doug (LB)	San Diego State
13.	Lynch, John (LB)	Drake
14.	Houmar, Bob (RB)	Ohio U
15.	Liberto, Ken (WR)	Louisiana Tech
16.	Mosley, Dock (WR)	Alcorn A & M
17.	Eppright, Bill (K)	Kent State

**1968 10TH OVERALL** (8 OFFENSIVE, 6 DEFENSIVE, 1 KICKER)

Rd	Player	School
1.	Taylor, Mike (OT)	Southern California
2.	Ruple, Ernie (OT)	Arkansas
3a.	Choice to Cleveland	—
3b.	Henderson, Jon (WR) (choice from Minnesota)	Colorado State
3c.	Herbert, Ken (K) (choice from Los Angeles)	Houston
4.	Choice to Green Bay	—
5.	Choice to Green Bay	—
6.	Choice to Atlanta	—
7a.	Dalton, Doug (RB)	New Mexico State
7b.	Glennon, Bill (DT) (choice from Los Angeles)	Washington
8.	Holman, Danny (QB)	San Jose State
9.	Knight, John (DE)	Weber State
10.	Choice to Cleveland	—
11.	King, Kim (RB)	Georgia Tech
12.	Wheeler, Sam (LB)	Wisconsin
13.	Roundy, Joe (G)	Puget Sound
14.	Harris, Lou (DB)	Kent State
15.	Lanning, Bob (DE)	North Montana
16.	Bleier, Rocky (RB)	Notre Dame
17.	Cole, Bob (LB)	South Carolina

**1967 9TH OVERALL** (11 OFFENSIVE, 3 DEFENSIVE)

Rd	Player	School
1.	Choice to Green Bay	—
2.	Shy, Don (RB)	San Diego State
3a.	Choice to San Francisco	—
3b.	Freitas, Rockne (C) (choice from Philadelphia)	Oregon
4.	May, Ray (LB)	Southern California
5.	Choice to Green Bay	—
6.	Choice to Atlanta	—
6a.	Haggerty, Mikey (OT)	Miami (Fla.)
7.	Choice to Washington	—
8a.	Barnes, Mike (OT)	Purdue
8b.	Foruria, John (QB) (choice from Minnesota)	Idaho
9.	Otis, Paul (DT)	Houston
10.	Wilsey, Bill (LB)	Fresno State
11.	Whitcomb, Jim (WR)	Emporia State(Kan.)
12.	Choice to Baltimore	—
13.	Homan, Jim (G)	Southern California
14.	Anderson, Chet (TE)	Minnesota
15.	Love, Mike (RB)	Abilene Christian
16.	Smith, Bill (C)	Oregon
17.	Davenport, Mike (RB)	Wyoming

## Steelers All-Time Draft Picks

**1966 3RD OVERALL** (14 OFFENSIVE, 1 DEFENSIVE)

Rd	Player	School
1.	Leftridge, Dick (RB)	West Virginia
2.	Gagner, Larry (G)	Florida
3.	Killorin, Pat (C)	Syracuse
4.	Choice to Chicago	—
5.	Choice to Detroit	—
6.	Choice to Minnesota	—
7.	Boozer, Emerson (RB)	Maryland State
8.	Choice to New York	—
9.	Stewart, Dale (WR)	Pittsburgh
10.	Marion, Jerry (RB)	Wyoming
11.	Washington, Charley (RB)	Grambling
12.	Choice to Dallas	—
13.	Dial, Benji (QB)	Eastern New Mexico
14.	Novogratz, Joe (LB)	Pittsburgh
15.	Dobson, Joe (OT)	Idaho
16.	Long, Jim (WR)	Purdue
17.	Brundage, Mike (QB)	Oregon
18.	Lucas, Kenny (QB)	Pittsburgh
19.	Neilson, Dave (QB)	Albion
20.	Springer, Ron (OT)	Albion

**1965 3RD OVERALL**

Rd	Player	School
1.	Choice to Chicago	—
2.	Jefferson, Roy (WR)	Utah
3.	Choice to New York	—
4.	Choice to Detroit	—
5.	Choice to Green Bay	—
6.	Choice to Green Bay	—
7.	Browning, Charlie (RB)	Washington
8.	Howley, Bill (E)	Pittsburgh
9.	Neville, Tom (T)	Mississippi State
10.	Tobey, Dave (C)	Oregon
11.	Molden, Frank (T)	Jackson State
12.	Loquist, Craig (B)	Minnesota
13.	Wilburn, J.R.(B)	South Carolina
14.	Butler, Jim (B)	Edward Waters
15.	Carrell, John (T)	Texas Tech
16.	Dusenbury, Doug (K)	Kansas State
17.	Canale, Whit (B)	Tennessee
18.	Howard, Bob (B)	Stanford
19.	Price, Lonnie (B)	Southwestern Louisiana
20.	Fertig, Craig (QB)	South Carolina

**1964 10TH OVERALL**

Rd	Player	School
1.	Martha, Paul (B)	Pittsburgh
2a.	Choice to Chicago	—
2b.	Kelly, Jim (E)	Notre Dame
	(Choice from Chicago)	
3.	Baker, Ralph (LB)	Penn State
4.	McGee, Ben (T)	Jackson State
5.	Alley, T. W.(T)	William & Mary
6.	Gibson, Tom (G)	South Carolina
7.	Smith, Bobby (B)	North Texas State
8.	Currington, Bob (B)	North Carolina College
9.	Nichols, Bob (T)	Stanford
10.	Choice to Cleveland	—
11.	Soleau, Bob (G)	William & Mary
12.	Sherman, Bob (B)	Iowa
13.	Baker, Glenn (T)	Washington State
14.	Jenkins, Tom (G)	Ohio State
15.	Brown, Barry (E)	Florida
16.	Kesler, Ed (B)	North Carolina
17.	Shaw, Dennis (C)	Detroit
18.	Dobbins, Oliver (B)	Morgan State
19.	Marshall, Don (T)	Lehigh
20.	Generalovich, Brian (E)	Pittsburgh

**1963 11TH OVERALL**

Rd	Player	School
1.	Choice to Chicago	—
2.	Choice to Baltimore	—
3.	Choice to Green Bay	—
4.	Choice to Chicago	—
5.	Choice to Los Angeles	—
6.	Choice to Chicago	—
7.	Choice to Green Bay	—
8.	Atkinson, Frank (T)	Stanford
9.	Carrington, Gene (T)	Boston College
10.	Nelsen, Bill (QB)	Southern California
11.	Dixon, Hewitt (B)	Florida A & M
12.	Curry, Roy (B)	Jackson State
13.	Gray, Hal (LB)	Los Angeles State
14.	Dickerson, Bob (E)	Bethune-Cookman
15.	Szykowsky, Matt (QB)	Iowa
16.	Russell, Andy (LB)	Missouri
17.	Stein, Tim (C)	Miami (Ohio)
18.	Bradshaw, Jim (B)	Chattanooga
19.	Berg, Roger (T)	St. Thomas (Minn.)
20.	Trafcant, Jim (QB)	Pittsburgh

**1962 5TH OVERALL**

Rd	Player	School
1.	Ferguson, Bob (B)	Ohio State
2.	Choice to Chicago	—
3.	Choice to Los Angeles	—
4.	Choice to Detroit	—
5.	Choice to Baltimore	—
6.	Choice to San Francisco	—
7.	Collins, Jack (B)	Texas
8.	Ballman, Gary (B)	Michigan State
9.	Polster, John (E)	Notre Dame
10.	Vignali, Larry (G)	Pitt
11.	Willis, Bob (E)	California
12.	Mudie, Sam (QB)	Rutgers
13.	Woodward, Dave (T)	Auburn
14.	Whittaker, Jim (E)	Nevada
15.	Hatch, Vern (E)	North Carolina College
16.	Ply, Bobby (QB)	Baylor
17.	Tucker, Nat (B)	Florida A & M
18.	Yarbrough, Darrell (T)	Northwest Louisiana State
19.	Kuprok, John (E)	Pittsburgh
20.	Knight, John (B)	Valparaiso

**1961 6TH OVERALL**

Rd	Player	School
1.	Choice to San Francisco	—
2.	Pottios, Myron (LB)	Notre Dame
3.	Choice to Detroit	—
4.	Choice to San Francisco	—
5.	Choice to Baltimore	—
6.	Choice to Los Angeles	—
7.	Hoak, Dick (B)	Penn State
8.	Balthazar, George (T)	Tennessee A & I
9.	Choice to San Francisco	—
10.	Mack, Bill (B)	Notre Dame
11.	Clement, Henry (B)	North Carolina
12.	Jackunas, Frank (T)	Detroit
13.	Choice to San Francisco	—
14.	Schmitz, Bob (LB)	Montana State
15.	McCown, Ray (B)	West Texas State
16.	Scott, Wilbert (B)	Indiana
17.	Nofsinger, Terry (QB)	Utah
18.	Simko, John (E)	Augustana (S.D.)
19.	Wyatt, Bernie (B)	Iowa
20.	Jones, Mike (B)	San Jose State

## Steelers All-Time Draft Picks

## 1960 6TH OVERALL

Rd	Player	School
1.	Spikes, Jack (B)	TCU
2.	Choice to Cleveland	—
3.	Choice to Los Angeles	—
4.	Choice to Detroit	—
5.	Choice to Chicago Cardinals	—
6.	Choice to Los Angeles	—
7.	Dennis, Lonnie (G)	Brigham Young
8.	Lanphear, Dan (G)	Wisconsin
9.	Harris, Marshall (B)	TCU
10.	Kapele, John (T)	Brigham Young
11.	Choice to San Francisco	—
12.	Butler, Earl (T)	North Carolina
13.	Womack, Joe (B)	Los Angeles State
14.	Keys, Brady (B)	Colorado State
15.	Essenmacker, Larry (T)	Alma
16.	Ames, Dave (B)	Richmond
17.	Chamberlain, Dale (B)	Miami (Ohio)
18.	Lee, Charley (T)	Iowa
19.	Turley, Howard (E)	Louisville
20.	Harshberger, George (T)	Wichita

## 1959 5TH OVERALL

Rd	Player	School
1.	Choice to San Francisco	—
2.	Choice to Detroit	—
3.	Choice to Los Angeles	—
4.	Choice to Los Angeles	—
5.	Choice to Green Bay	—
6.	Choice to Detroit	—
7.	Choice to Washington	—
8.	Barnett, Tom (B)	Purdue
9.	Davis, Hal (G)	Houston
10.	Gunnels, Riley (T)	Georgia
11.	Curtis, Overton (B)	Utah State
12.	Pavliska, Bill (B)	Baylor
13.	Bohling, Dewey (B)	Hardin-Simmons
14.	Peppercorn, John (E)	Kansas
15.	Brodnax, John (B)	LSU
16.	Carrico, Bill (G)	North Texas State
17.	Leeka, Bill (T)	UCLA
18.	Seinturier, John (T)	Southern California
19.	Kocourek, Dave (E)	Wisconsin
20.	Hayes, Rudy (B)	Clemson
21.	Green, Johnny (QB)	Chattanooga
22.	Polk, Burley (T)	Hardin-Simmons
23.	Davie, Ernye (B)	McMurry (Tex.)
24.	Farmer, Wayne (T)	Purdue
25.	Miller, Ron (E)	Vanderbilt
26.	Scott, John (T)	Ohio State
27.	Tolar, Charley (B)	Northwestern Louisiana
28.	Hall, Ronnie (B)	Missouri Valley
29.	Loncar, Dick (T)	Notre Dame
30.	Fjerstad, Willus (B)	Minnesota

## 1958 9TH OVERALL

Rd	Player	School
1.	Choice to San Francisco	—
2.	Krutko, Larry (B)	West Virginia
3.	Krisher, Bill (G)	Oklahoma
4.	Choice to Los Angeles	—
5.	Choice to Los Angeles	—
6.	Lasse, Dick (E)	Syracuse
7.	Choice to Baltimore	—
8.	Choice to Detroit	—
9.	Choice to Detroit	—
10.	Campbell, Dick (D)	Marquette
11.	Aldrich, Larry (E)	Idaho
12.	Reed, Leroy (B)	Mississippi
13.	Choice to San Francisco	—
14.	Jennings, Doyle (T)	Oklahoma
15.	Sears, Ed (B)	Florida
16.	Perkins, John (T)	Mississippi Southern
17.	Lewis, Joe (T)	Compton JC (Calif.)
18.	Choice to Detroit	—
19.	Keady, Gene (B)	Kansas State
20.	Johnson, George (T)	Wake Forest
21.	Jones, Everett (G)	Utah
22.	Thompson, Bill (E)	Duke
23.	Trowbridge, Ken (B)	North Carolina State
24.	Roberts, Norm (E)	East Texas State
25.	Groce, Bill (B)	North Texas State
26.	Evans, Jon (E)	Oklahoma A & M
27.	Dellinger, Floyd (B)	Texas Tech
28.	Akin, Dean (E)	Jacksonville State (Ala.)
29.	Fuquay, Mert (E)	Baylor
30.	Scherer, Dick (E)	Pittsburgh

## 1957 5TH OVERALL

Rd	Player	School
1.	Dawson, Lenny (QB)	Purdue
2.	Michael, Bill (T)	Ohio State
3.	Owens, Don (T)	Mississippi Southern
4.	Choice to Washington	—
5.	Richards, Perry (E)	Detroit
6.	Volkert, George (B)	Georgia Tech
7.	Johnson, Curley (B)	Houston
8.	Choice to Chicago Bears	—
9.	Hutchings, Charley (T)	Miami (Fla.)
10.	Jelic, Ralph (B)	Pittsburgh
11.	Hughes, Dick (B)	Tulsa
12.	Ellison, Vern (G)	Oregon State
13.	Underwood, Dwaine (T)	Oklahoma A & M
14.	Crawford, Jim (B)	Wyoming
15.	Canil, Herman (T)	Pittsburgh
16.	Choice to Baltimore	—
17.	Salvatera, Corny (B)	Pittsburgh
18.	Bigbee, Len (E)	East Texas State
19.	Bennett, Phil (E)	Miami (Fla.)
20.	Szuchan, John (T)	North Carolina State
21.	Cichowski, Gene (QB)	Indiana
22.	Thomas, Aurelius (G)	Ohio State
23.	Pollock, Bob (T)	Pittsburgh
24.	Francis, Gary (E)	Illinois
25.	Hinesley, Jim (E)	Michigan State
26.	Swann, Bob (T)	Vanderbilt
27.	Konkoly, Bob (B)	Xavier
28.	Kolinsky, Frank (T)	Tennessee
29.	Ramage, Tom (G)	Utah State
30.	Serier, Don (E)	Arkansas State

## Steelers All-Time Draft Picks

## 1956 5TH OVERALL

Rd	Player	School
<i>Bonus Choice:</i> Glick, Gary (B) Colorado State		
1.	Davis, Art (B)	Mississippi State
2.	Krupa, Joe (T)	Purdue
3.	Taylor, Jim (C)	Baylor
4.	Murley, Dick (G)	Purdue
5.	Murakowski, Bill (B)	Purdue
6.	Taylor, Ray (B)	TCU
7.	Gaspari, Dick (C)	George Washington
8.	Wellman, Vere (G)	Wichita
9.	Edmonds, Wayne (G)	Notre Dame
10.	Baldacci, Lou (B)	Michigan
11.	<i>Choice to Detroit</i>	—
12.	Tarasovic, Phil (E)	Yale
13.	Holley, Weldon (B)	Baylor
14.	Emmons, Jim (T)	Alabama
15.	<i>Choice to San Francisco</i>	—
16.	Reed, Lionel (B)	Central Oklahoma State
17.	Schmitt, Bill (G)	Pittsburgh
18.	Stephans, John (B)	Holy Cross
19.	Jacobs, Jerry (G)	Florida State
20.	Glatz, Fred (E)	Pittsburgh
21.	Martell, Gene (T)	Notre Dame
22.	DiPasquale, Ray (B)	Pittsburgh
23.	Neft, Pete (QB)	Pittsburgh
24.	Ingram, Bryan (E)	TCU
25.	O'Dell, Bill (B)	Clemson
26.	Sweeney, Frank (G)	Xavier
27.	Benson, Buddy (B)	Arkansas
28.	DeGraaf, Bill (B)	Cornell
29.	Thompson, Wes (T)	Alabama

## 1955 6TH OVERALL

Rd	Player	School
1.	Varrichione, Frank (T)	Notre Dame
2.	<i>Choice to Los Angeles</i>	—
3.	Bernet, Ed (E)	SMU
4.	Broussard, Fred (C)	Texas A & M & Northwestern Louisiana
5.	Mason, George (T)	Alabama
6.	Harkey, Lem (B)	Emporia
7.	Reeve, Hal (T)	Oregon
8.	<i>Choice to Detroit</i>	—
9.	Unitas, John (QB)	Louisville
10.	Boyle, Terry (T)	Cincinnati
11.	Eaton, Vic (QB)	Missouri
12.	Cooke, Jim (E)	Lincoln (Pa.)
13.	Whitmer, Jim (B)	Purdue
14.	Byrne, John (G)	John Carroll
15.	Duckett, Ellis (B)	Michigan State
16.	Vincent, Frank (C)	Glenville State (W. Va.)
17.	Merchant, Ed (B)	Miami (Ohio)
18.	Maier, George (G)	Marshall
19.	Smith Ed (B)	Texas Southern
20.	Matykiewicz, Lou (E)	Iowa
21.	Phenix, Rees (T)	Georgia Tech
22.	McCabe, Richie (B)	Pittsburgh
23.	Holz, Gordy (T)	Minnesota
24.	Mayock, Mike (E)	Villanova
25.	Bull, Charlie (G)	Missouri
26.	Soltau, Jim (E)	Minnesota
27.	Sanford, Bill (B)	Hofstra
28.	Williams, Dave (G)	Ohio State
29.	Sinclair, Bernie (E)	Texas A & M
30.	Caruzzi, Jim (B)	Marquette

## 1954 7TH OVERALL

Rd	Player	School
1.	Lattner, John (B)	Notre Dame
2.	Stark, Pat (B)	Syracuse
3.	Miner, Tom (E)	Tulsa
4.	<i>Choice to Los Angeles</i>	—
5.	<i>Choice to San Francisco</i>	—
6.	Pepper, Laurin (B)	Mississippi Southern
7.	O'Brien, Jack (E)	Florida
8.	Cameron, Paul (B)	UCLA
9.	Zombeck, Joe (E)	Pittsburgh
10.	Fisher, Bob (T)	Tennessee
11.	Cimaroll, Lou (B)	Pittsburgh
12.	Fritz, Don (E)	Cincinnati
13.	Lattimer, Charley (C)	Maryland
14.	Bradford, Roger (E)	Waynesburg & Duquesne
15.	Drake, Tom (G)	Chattanooga
16.	Krol, Cas (T)	Detroit
17.	Fulwyler, Joe (C)	Oregon State
18.	Penza, Don (E)	Notre Dame
19.	Rydalch, Don (B)	Utah
20.	Prender, Fred (B)	West Chester State
21.	Tassotti, Dan (T)	Miami (Fla.)
22.	Lapsley, John (G)	Northeastern
23.	Pascarella, Joe (T)	Penn State
24.	Flangagan, Jack (E)	Detroit
25.	Barron, Jim (T)	Mississippi State & Tulsa
26.	Varaitis, Joe (B)	Penn
27.	Yewcic, Tom (B)	Michigan State
28.	Bush Joe (G)	Notre Dame
29.	Fagan, Joe (T)	John Carroll
30.	Sweatte, Juel (B)	Oklahoma

## 1953 5TH OVERALL

Rd	Player	School
1.	Marchibroda, Ted (QB)	Detroit & St. Bonaventure
2.	Johnson, John Henry (B)	St. Marys (Cal.) & Arizona State
3.	Matuszak, Marv (LB)	Tulsa
4.	Colteryann, Lloyd (E)	Maryland
5.	Gaona, Bob (T)	Wake Forest
6.	Barton, Tom (G)	Clemson
7.	Alderton, John (E)	Maryland
8.	Perry, Lowell (E)	Michigan
9.	Sarnese, Pat (T)	Temple
10.	Holohan, Frank (T)	Tennessee
11.	<i>Choice to Chicago Bears</i>	—
12.	Robertson, Jerry (B)	Kansas
13.	Davis, Leo (E)	Bradley
14.	Montgomery, Charley (T)	Mississippi
15.	O'Neill, Bob (E)	Notre Dame
16.	Zachary, John (B)	Miami (Ohio)
17.	Quinn, Reed, (B)	Florida
18.	Holben, Carl (T)	Duke
19.	Williams, John (B)	Louisville
20.	Hayley, Will Lee (E)	Auburn
21.	Earley, Don (G)	South Carolina
22.	O'Connor, Ed (T)	Maryland
23.	Correll, Ray (G)	Kentucky
24.	Schneidenbach, Bob (B)	Miami (Fla.)
25.	Hampel, Vic (E)	Houston
26.	McLairn, Jack (E)	Bethune-Cookman
27.	Delaney, Jack (B)	Cincinnati
28.	Cimini, Joe (T)	Mississippi State
29.	Massaro, Art (B)	W & J
30.	Tepe, Lou (C)	Duke

## Steelers All-Time Draft Picks

## 1952 6TH OVERALL

Rd	Player	School
1.	Modzelewski, Ed (B)	Maryland
2.	Tarasovic, George (C)	LSU
3.	Wadiak, Steve (B)	South Carolina
4.	Gearding, Jack (T)	Xavier
5.	Choice to Chicago Bears	—
6.	Choice to Los Angeles	—
7.	Hippis, Claude (B)	Georgia
8.	Choice to Chicago Bears	—
9.	Payne, Herky (B)	Tennessee
10.	Gilmartin, George (B)	Xavier
11.	Spinks, Jack (B)	Alcorn A & M
12.	McFadden, Marv (T)	Michigan State
13.	Flood, Dave (B)	Notre Dame
14.	Davis, June (G)	Texas
15.	Pivrotto, Dick (B)	Princeton
16.	Ladygo, Pete (G)	Maryland
17.	Smithwick, Pat (E)	St. Norberts
18.	MacDonald, Andy (B)	Gen. Michigan
19.	Kerkorian, Gary (QB)	Stanford
20.	Simeone, Dan (T)	Villanova
21.	Babcock, Harry (E)	Georgia
22.	Byrne, Bob (B)	Montana State
23.	Pollock, Vic (B)	Army
24.	Bestwick, Bob (QB)	Pittsburgh
25.	Robinson, Bill (B)	Lincoln (Mo.)
26.	Wilson, Bobby (B)	Alabama
27.	Doyle, Skip (B)	Ohio State
28.	Hanifan, Jerry (B)	St. Bonaventure
29.	Warriner, Chris (E)	Pittsburgh
30.	Kissell, Ed (B)	Wake Forest

## 1951 9TH OVERALL

Rd	Player	School
1.	Avinger, Clarence (B)	Alabama
2.	Ortmann, Chuck (B)	Michigan
3.	Sulima, George (E)	Boston University
4.	French, Barry (T)	Purdue
5.	Sampson, Floyd (B)	McMurry
6.	Dodrill, Dale (G)	Colorado A & M
7.	Mathews, Ray (B)	Clemson
8.	Minarik, Hank (E)	Michigan State
9.	Schweder, John (G)	Penn
10.	Salata, Paul (E)	Southern California
11.	McCutcheon, Joe (G)	Washington & Lee
12.	Brandt, Jim (B)	St. Thomas (Minn.)
13.	Szabo, Bill (T)	Bucknell
14.	Mizerany, Mike (G)	Alabama
15.	Webb, Clay (B)	Kentucky
16.	Oberg, Lambert (C)	Trinity (Conn.)
17.	Gheltmann, Ted (T)	William & Mary
18.	Field, Pat (B)	Georgia
19.	Pavilkowski, Bill (B)	Boston University
20.	Donnelly, Tom (T)	Holy Cross
21.	Cheatham, Ernie (T)	Loyola (Cal.)
22.	Hendley, Dick (B)	Clemson
23.	Minor, Joe (E)	John Carroll
24.	Alois, Art (C)	San Francisco
25.	Calvin, Tommy (B)	Alabama
26.	Pearman, Bill (G)	Tennessee
27.	Radcliffe, Bob (B)	Wisconsin
28.	Hansen, Howie (B)	UCLA
29.	Smith, Fred (E)	Tulsa
30.	Gruble, John (E)	Tennessee

## 1950 8TH OVERALL

Rd	Player	School
1.	Chandnois, Lynn (B)	Michigan State
2.	Stautner, Ernie (T)	Boston College
3.	Hughes, George (G)	William & Mary
4.	Choice to Chicago Bears	—
5.	Allen, Lou (T)	Duke
6.	Mattson, Ed (B)	Trinity (Texas)
7.	Smith, Truett (B)	Mississippi State & Wyoming
8.	Rogel, Fran (B)	Penn State
9.	Druen, Max (T)	Tulane
10.	Choice to Chicago Cards	—
11.	Williams, Charley (E)	Sam Houston State
12.	Choice to Chicago Cards	—
13.	Norton, Negley (T)	Penn State
14.	Kynes, Jim (C)	Florida
15.	Russell, Harry (B)	San Jose State
16.	Barkouskie, Bernie (G)	Pittsburgh
17.	Bodine, Al (B)	Georgia
18.	Powell, Kenneth (E)	North Carolina
19.	Gaul, Frank (T)	Notre Dame
20.	DeNoia, Mike (B)	Scranton
21.	Tomlinson, Dick (G)	Kansas
22.	Burak, Stan (B)	George Washington
23.	Kersulis, Wait (E)	Illinois
24.	Weaver, John (G)	Miami (Ohio)
25.	Numbers, Bob (C)	Lehigh
26.	Vaccaro, Nick (B)	Florida
27.	Kreiser, Elmer (E)	Bloomsburg State
28.	Diehl, Jerry (B)	Idaho
29.	DePasqua, Carl (B)	Pittsburgh
30.	Hudak, Ed (T)	Notre Dame

## 1949 6TH OVERALL

Rd	Player	School
1.	Gage, Bobby (B)	Clemson
2.	Davis, Harper (B)	Mississippi State
3.	Walsh, Bill (C)	Notre Dame
4.	Geri, Joe (B)	Georgia
5.	Long, Bill (E)	Oklahoma A & M
6.	Brightwell, Doug (C)	TCU
7.	Talarico, Bill (B)	Penn
8.	Brown, George (G)	TCU
9.	Breanan, Tom (T)	Boston College
10.	Hood, Bob (E)	Alabama
11.	Sanders, Al (C)	Mississippi Southern
12.	Finks, Jimmy (B)	Tulsa
13.	Walston, R.R.(G)	North Texas State
14.	Moon, Dave (B)	SMU
15.	Sobczak, Ed (E)	Michigan
16.	Snell, Denward (T)	Auburn
17.	Kissell, Veto (B)	Holy Cross
18.	Shipman, Clint (T)	East Texas State
19.	McBride, Jack (E)	Rice
20.	Mann, Ben (G)	Mississippi
21.	Jackura, Joe (C)	Georgia
22.	Johnson, Lloyd (B)	West Texas State
23.	Owens, Jim (E)	Oklahoma
24.	Snowden, Ivan (T)	Texas A & I
25.	Goff, Bobby (B)	Texas A & M

## Steelers All-Time Draft Picks

## 1948 9TH OVERALL

Rd	Player	School
1.	Edwards, Dan (E)	Georgia
2.	Nuzum, Jerry (B)	New Mexico A & M
3.	Wozniak, John (G)	Alabama
4.	Gasparella, Joe (QB)	Notre Dame
5.	Luongo, Bill (B)	Penn
6.	Cooper, Jim (C)	North Texas State
7.	Ryan, Ed (E)	St. Mary's (Cal.)
8.	Deranek, Dick (B)	Indiana
9.	Redfield, Paul (T)	Colgate
10.	Papach, George (B)	Purdue
11.	Finical, Tom (E)	Princeton
12.	Lane, Clayton (T)	New Hampshire
13.	Mazuca, Dick (G)	Canisius
14.	McPeak, Bill (E)	Pittsburgh
15.	Messoline, Frank (B)	Scranton
16.	Lane, Tom (T)	Muhlenburg
17.	Barbolak, Pete (T)	Purdue
18.	Folger, Fred (B)	Duke
19.	Snyder, Charley (T)	Marshall
20.	Stevens, Tally (E)	Utah
21.	Norman, Dike (C)	Washington & Lee
22.	Simmons, Floyd (B)	Notre Dame
23.	Hausser, Paul (T)	Wichita
24.	Ramsey, Bob (B)	SMU
25.	Whitlow, Felton (T)	North Texas State
26.	Bowen, Dinky (B)	Georgia Tech
27.	Gibron, Abe (G)	Purdue
28.	Hilkene, Bruce (T)	Michigan
29.	Zuchowski, Ted (T)	Toledo
30.	DeMatteo, Tony (B)	Pittsburgh

## 1947 5TH OVERALL

Rd	Player	School
1.	Bechtol, Hub (E)	Texas
2.	Mastrangelo, John (G)	Notre Dame
3.	Wydo, Frank (T)	Cornell
4.	Aschenbrenner, Frank (B)	Northwestern
5.	Meeks, Bryant (C)	South Carolina
6.	Shipkey, Jerry (B)	UCLA
7.	Vander Clute, Bert (G)	Wesleyan
8.	Gibson, Paul (E)	North Carolina State
9.	Medd, Jack (C)	Wesleyan
10.	Fitch, Jack (B)	North Carolina
11.	Parseghian, Ara (B)	Miami (Ohio)
12.	Moore, Bill (T)	Penn State
13.	Bruno, Larry (B)	Geneva
14.	Jenkins, Ralph (C)	Clemson
15.	Nickel, Elbie (E)	Cincinnati
16.	Cregar, Bill (C)	Holy Cross
17.	Mulready, Jerry (B)	North Dakota State
18.	Smith, Warren (T)	Kansas Wesleyan
19.	Hamilton, Fred (T)	Vanderbilt
20.	Taylor, Fred (E)	TCU
21.	Bushmaier, Binks (B)	Vanderbilt
22.	Davis, Paul (B)	Otterbein
23.	Kalminar, Tommy (B)	Pitt & Nevada
24.	Mohr, Don (E)	Baldwin-Wallace
25.	Young, Art (G)	Dartmouth
26.	Sazio, Ralph (T)	William & Mary
27.	Pitzer, Dick (E)	Army
28.	Stalloni, Tom (T)	Delaware
29.	DiFrancesca, Vince (G)	Northwestern
30.	Lahr, Warren (B)	Western Reserve

## 1946 3RD OVERALL

Rd	Player	School
1.	Blanchard, Doc (B)	Army
2.	Clark, George (B)	Duke
3.	Rowe, Harmond (B)	Baylor & San Francisco
4.	Tepsic, Joe (B)	Penn State
5.	Seiferling, Jack (B)	Utah State
6.	Woods, Marion (G)	Clemson
7.	Reinhardt, Tom (T)	Minnesota
8.	Ponsetto, Joe (B)	Michigan
9.	Evans, Bob (B)	Penn
10.	Bonwell, Mel (B)	Central Iowa
11.	Holloway, Doc (G)	William & Mary
12.	Owen, Carroll (B)	Catawba
13.	Poppin, George (T)	New Mexico
14.	McCain, Bob (E)	Mississippi
15.	Talchief, Tom (T)	Oklahoma
16.	Perl, Al (B)	Youngstown & Georgia
17.	Lopez, Russ (C)	West Virginia
18.	Garrison, Charles (G)	Wake Forest
19.	Cloud, Bill (T)	Temple
20.	Garbinski, Mike, (B)	Penn State
21.	Loiacano, Charley (C)	Lafayette
22.	Johnson, George (T)	Pittsburgh
23.	Leitheiser, Bill (G)	Duke
24.	Adams, Roger (C)	Florida
25.	Verkins, Bob (B)	Tulsa
26.	Castle Clarence (B)	Mississippi
27.	Marino, Marchi (T)	Penn State
28.	Hansen, Bob (E)	UCLA
29.	Graves, Larry (T)	Newberry
30.	Bruce, Gall (E)	Washington

## 1945 2ND OVERALL

Rd	Player	School
1.	Duhart, Paul (B)	Florida
2.	Dugger, Jack (E)	Ohio State
3.	Dellastatious, Bill (B)	Missouri
4.	Adamas, Roger (C)	Florida
5.	Mehelich, Chuck (E)	Duquesne
6.	Browning, Greg (E)	Denver
7.	Wolak, Mike (B)	Duquesne
8.	Hughes, Tom (T)	Purdue & Missouri
9.	Pense, Leon (B)	Arkansas
10.	Brandau, Art (C)	Tennessee
11.	Ball, Ray (B)	Holy Cross
12.	Basilone, Frank (B)	Duquesne
13.	Monahan, John (E)	Dartmouth
14.	Odelli, Mel (B)	Duquesne
15.	<i>Choice to Chicago Bears</i>	—
16.	Ungles, Jim (B)	Kansas State
17.	Itzel, John (B)	Pittsburgh
18.	Wizbicki, Alex (B)	Holy Cross
19.	Landrigan, Jim (T)	Holy Cross & Dartmouth
20.	Lilienthal, Bill (T)	Villanova
21.	Price, Art (B)	Rutgers
22.	Malmberg, Don (B)	UCLA
23.	Hartwell, Everette (E)	Auburn
24.	Cain, Ed (B)	Rice
25.	Carlaccini, Angelo (B)	Pittsburgh
26.	Burns, Ed (B)	Boston College
27.	Stough, Glen (T)	Duke
28.	Marsh, Jim (T)	Oklahoma A & M
29.	Grant, Ralph (B)	Bucknell
30.	Kondria, John (T)	St. Vincent

## Steelers All-Time Draft Picks

## 1944 10TH OVERALL

Rd	Player	School
1.	Podesto, Johnny (B)	St. Mary's (Cal.)
2.	Odell, Bob (B)	Penn
3.	Gantt, Bob (E)	Duke
4.	McCaffray, Art (T)	Santa Clara & College of Pacific
5.	Owen, George (G)	Wake Forest
6.	Savage, Dan (B)	Brown
7.	Freitas, Jesse (B)	Santa Clara
8.	Titus, George (C)	Holy Cross
9.	Stofko, Ed (B)	St. Francis
10.	Jansante, Val (E)	Duquesne
11.	Buda, Carl (G)	Tulsa
12.	Gray, Sam (E)	Tulsa
13.	Longacre, Bob (B)	William & Mary
14.	Zetty, Les (E)	Muhlenberg
15.	Myers, Jim (G)	Tennessee
16.	Gottlieb, Joe (B)	Duquesne
17.	Davis, Hugh (B)	Michigan State
18.	Sullivan, Bill (E)	Villanova
19.	Woodside, Jimmy (C)	Temple
20.	Miller, Bill (B)	Penn
21.	Lawson, Bob (E)	Holy Cross
22.	Caver, Hank (B)	Presbyterian
23.	Carter, Paul (T)	Michigan State
24.	Holben, Dick (T)	Muhlenberg
25.	Tippee, Howard (B)	Iowa State
26.	Malmberg, Charley (T)	Rice
27.	Ashbaugh, Russ (B)	Notre Dame
28.	Petroski, Pat (G)	Miami (Fla.)
29.	Tosti, Joe (E)	Scranton
30.	Seelinger, Len (B)	Wisconsin

## 1943 7TH OVERALL

Rd	Player	School
1.	Daley, Bill (B)	Minnesota
2.	Russell, Jack (E)	Baylor
3.	Connolly, Harry (B)	Boston College
4.	Sossamon, Lou (C)	South Carolina
5.	Ratto, Al (C)	St.Mary's (Cal.)
6.	Curry, Ray (E)	St.Mary's (Cal.)
7.	Murphy, Ed (E)	Holy Cross
8.	Dwelle, Dick (B)	Rice
9.	Wukits, Al (C)	Duquesne
10.	Repko, Joe (T)	Boston College
11.	Boltrek, Pete (T)	North Carolina State
12.	Shiekman, Mort (G)	Penn
13.	Crain, Milt (B)	Baylor
14.	Kielbasa, Max (B)	Duquesne
15.	Skorich, Nick (G)	Cincinnati
16.	Field, Jackie (B)	Texas
17.	Bucek, Felix (G)	Texas A & M
18.	Welsh, Johnny (B)	Penn
19.	Compagno, Tony (B)	St.Mary's (Cal.)
20.	Zapalac, Willie (B)	Texas A & M
21.	Bain, George (T)	Oregon State
22.	Wynne, Clay (T)	Arkansas
23.	Cibulas, Joe (T)	Duquesne
24.	Yambrick, Bill (C)	Western Michigan
25.	Freeman, Jack (G)	Texas
26.	Goode, Joe (B)	Duquesne
27.	Durishan, Jack (T)	Pittsburgh
28.	Lobpries, Fritz (G)	Texas
29.	Jones, Art (B)	Haverford
30.	Ruman, Bob (B)	Arizona

## 1942 1ST OVERALL

Rd	Player	School
1.	Dudley, Bill (B)	Virginia
2.	Martin, Vern (B)	Texas
3.	Casanega, Ken(B)	Santa Clara
4.	Kutner, Mal (E)	Texas
5.	Sandig, Curt (B)	St.Mary's (Tex.)
6.	Greene, Charley (T)	Tulsa
7.	Butler, Johnny (B)	Tennessee
8.	Spendlove, Floyd (T)	Utah
9.	Chase, Rayburn (B)	Missouri
10.	Steele, Ernie (B)	Washington
11.	Wood, Thornley (B)	Columbia
12.	Roach, Bill (E)	TCU
13.	Holt, Wayne (G)	Tulsa
14.	Mosher, Clure (C)	Louisville
15.	Law, Hubbard (B)	Sam Houston
16.	Tomasic, Andy (B)	Temple
17.	Chamberlain, Garth (T)	Brigham Young
18.	Renkisky, John (E)	Duquesne
19.	Jenkins, Ray (B)	Colorado
20.	Kapriva, Frank (G)	Wake Forest

## 1941 3RD OVERALL

Rd	Player	School
1.	Gladchuk, Chet (C)	Boston College
2.	Knolla, Johnny (B)	Creighton
3.	Ringgold, Jim (B)	Wake Forest
4.	Sears, Vic (T)	Oregon State
5.	Suffridge, Bob (G)	Tennessee
6.	Robert, Jim (C)	Marshall
7.	Elrod, Ervin (E)	Mississippi State
8.	Fritz, Ralph (G)	Michigan
9.	Uremovich, Emil (T)	Indiana
10.	Severin, Paul (E)	North Carolina
11.	Cotton, Russ (B)	Texas Mines
12.	Goree, J.W. (G)	LSU
13.	Eibner, John (T)	Kentucky
14.	McAfee, Wes (B)	Duke
15.	Fox, Terry (B)	Miami (Fla.)
16.	Cornwall, Bill (T)	Furman
17.	Kerr, George (G)	Boston College
18.	Bjorklund, Bob (E)	Minnesota
19.	Castiglia, Jim (B)	Georgetown
20.	Landsberg, Mort (B)	Cornell

## 1940 3RD OVERALL

Rd	Player	School
1.	Eakin, Kay (B)	Arkansas
2.	Wenzel, Ralph (E)	Tulane
3.	Kiick, George (B)	Bucknell
4.	Ivy, Frank (E)	Oklahoma
5.	Goff, Clark (T)	Florida
6.	Bykowski, Frank (G)	Purdue
7.	Cignetti, Pete (B)	Boston College
8.	Nery, Carl (G)	Duquesne
9.	Boisseau, Dick (T)	Washington & Lee
10.	Shu, Paul (B)	VMI
11.	Cox, Cary (C)	Alabama
12.	Pirro, Rocco (B)	Catholic
13.	Noppenberg, John (B)	Miami (Fla.)
14.	Stublar, Nick (T)	Santa Clara
15.	McCarthy, Ray (B)	Santa Clara
16.	Gajecki, Leon (C)	Penn State
17.	Sullivan, Mike (E)	North Carolina State
18.	Daly, Seaton (T)	Gonzaga
19.	Harvey, Thad (T)	Notre Dame
20.	Katzenstein, Marvin (T)	Colorado Mines

## Steelers All-Time Draft Picks

## 1939 2ND OVERALL

Rd	Player	School
1.	<i>Choice to Chicago Bears</i>	—
2.	<i>Choice to Brooklyn</i>	—
3.	Patterson, Bill (B)	Baylor
4.	McCullough, Hugh (B)	Oklahoma
5.	Wheeler, Ernie (B)	North Dakota State
6.	Boyd, Sam (E)	Baylor
7.	Palumbo, Eddie (B)	Detroit
8.	Nelson, Ole (E)	Michigan State
9.	Petro, Steve (G)	Pittsburgh
10.	Lee, Jack (B)	Carnegie Tech
11.	Tomasetti, Lou (B)	Bucknell
12.	Cochran, Denny (B)	St. Louis
13.	Hoffman, Fabian (E)	Pittsburgh
14.	Clary, Ed (B)	South Carolina
15.	Tosi, John (C)	Niagara
16.	Lezouski, Al (G)	Pittsburgh
17.	Longhi, Ed (C)	Notre Dame
18.	Shrik, Dave (E)	Kansas
19.	Peters, Frank (E)	Washington
20.	Sheldrake, Tom (E)	Washington

## 1938 4TH OVERALL

Rd	Player	School
1a.	White, Byron (B)	Colorado
1b.	Filchock, Frankie (B)	Indiana
2a.	<i>Choice to New York</i>	—
2b.	<i>Choice to Detroit</i>	—
3.	Midler, Lou (T)	Minnesota
4.	Platukis, George (E)	Duquesne
5.	King, Ray (E)	Minnesota
6.	Burnette, Tom (B)	North Carolina
7.	McDonough, Paul (E)	Utah
8.	McCarty, Pat (C)	Notre Dame
9.	<i>Choice to Cleveland</i>	—
10.	<i>Choice to Chicago Cards</i>	—

## 1937 5TH OVERALL

Rd	Player	School
1.	Basrak, Mike (C)	Duquesne
2.	Finley, Bob (B)	SMU
3.	Breedon, Bill (E)	Oklahoma
4.	Hewes, Bo (B)	Oklahoma
5.	Frye, Jack (B)	Missouri
6.	Roach, Walt (E)	TCU
7.	Haines, Byron (E)	Washington
8.	Kordick, Marty (G)	St. Mary's (Cal.)
9.	Patanelli, Matt (E)	Michigan
10.	Nevers, Stan (T)	Kentucky

## 1936 3RD OVERALL

Rd	Player	School
1.	Shakespeare, Bill (B)	Notre Dame
2.	Barnum, Len (B)	West Virginia Wesleyan
3.	Grayson, Bobby (B)	Stanford
4.	Spain, Truman(T)	SMU
5.	Sandefur, Wayne (B)	Purdue
6.	Orr, Maurice (T)	SMU
7.	Peters, Marty (E)	Notre Dame
8.	Karpowich, Ed (T)	Catholic
9.	Meglen, Joe (B)	Georgetown



Steelers All-Time Draft Picks

BY SCHOOL (280)							
School	Players	School	Players	School	Players	School	Players
Pittsburgh	46	Colorado State	6	Hardin-Simmons	2	Furman	1
Notre Dame	36	St. Mary's (CA)	6	Hawaii	2	Geneva	1
Penn State	27	Texas A&M-Commerce	6	Hofstra	2	Glennville State	1
Florida	24	Texas Tech	6	Indiana State	2	Gonzaga	1
Purdue	23	Villanova	6	Iowa State	2	Haverford College	1
Ohio State	22	Arizona	5	Lehigh	2	Hillsdale	1
Michigan	21	Fresno State	5	Los Angeles State	2	Howard Payne	1
Michigan State	21	Idaho	5	Louisiana-Lafayette	2	Idaho State	1
Tennessee	19	Kent State	5	Louisiana-Monroe	2	Illinois State	1
Georgia	18	Rutgers	5	Marquette	2	Indiana (PA)	1
Baylor	17	San Diego State	5	McMurry (TX)	2	Jacksonville State	1
Clemson	17	Santa Clara	5	Memphis	2	Kansas-Wesleyan	1
Miami (FL)	17	Southern Mississippi	5	Montana State	2	Lafayette	1
Alabama	16	Texas Southern	5	Nevada	2	Langston	1
Oklahoma	16	Tulane	5	New Mexico State	2	Lenoir-Rhyne	1
Texas	16	Virginia Tech	5	Northeastern	2	Liberty	1
Minnesota	15	Wichita State	5	Northern Illinois	2	Lincoln (MO)	1
Nebraska	15	Wyoming	5	Northwestern State (LA)	2	Lincoln (PA)	1
Washington	15	Arkansas State	4	Princeton	2	Long Beach State	1
Arkansas	14	Bucknell	4	Rhode Island	2	Loyola Marymount	1
Boston College	14	California	4	San Francisco	2	Maine	1
Duquesne	14	Central Michigan	4	St. Bonaventure	2	Maryland East. Shore	1
Maryland	14	Florida A&M	4	St. Thomas	2	McNeese State	1
Missouri	14	Jackson State	4	Texas-El Paso	2	Missouri Valley	1
UCLA	14	Louisiana Tech	4	Toledo	2	Navy	1
Kentucky	13	Massachusetts	4	Trinity (TX)	2	New Hampshire	1
USC	13	Nevada-Las Vegas	4	University of Pacific	2	New Mexico Highlands	1
Wisconsin	13	Northwestern	4	Virginia Military Inst.	2	Newberry	1
Colorado	12	South Carolina State	4	Washington State	2	Niagara	1
Duke	12	Tennessee State	4	Waynesburg	2	North Alabama	1
Mississippi	12	Utah State	4	Weber State	2	Northern Arizona	1
North Carolina State	12	Virginia	4	Wesleyan	2	Northern Colorado	1
Texas A&M	12	Western Michigan	4	Youngstown State	2	Northern Montana State	1
Tulsa	12	Xavier (OH)	4	Abilene Christian	1	Ohio University	1
Utah	12	Arkansas-Pine Bluff	3	Alabama A&M	1	Otterbein	1
Florida State	11	Army	3	Alma	1	Pittsburg State	1
Mississippi State	11	Cornell	3	Angelo State	1	Pittsburgh-Johnstown	1
Oregon	11	Eastern Kentucky	3	Augustana (S.D.)	1	Prairie View A&M	1
Wake Forest	11	Grambling State	3	Baldwin-Wallace	1	Presbyterian	1
Holy Cross	10	John Carroll	3	Bloomsburg	1	Puget Sound	1
North Texas	10	Marshall	3	Boise State	1	Richmond	1
South Carolina	10	Mississippi Valley State	3	Bradley	1	Salem (WV)	1
Texas Christian	10	Morgan State	3	Brown	1	Samford	1
Auburn	9	Muhlenberg	3	Cal State-Fullerton	1	Simpson (IA)	1
Brigham Young	9	Nebraska-Kearney	3	Canisius	1	Southeast Missouri State	1
Cincinnati	9	New Mexico	3	Carnegie Mellon	1	Southern University	1
Houston	9	North Carolina A&T	3	Case Western Reserve	1	St. Francis (PA)	1
Iowa	9	North Carolina Central	3	Catawba	1	St. Louis	1
Kansas	9	North Dakota State	3	Central Coll. (IA)	1	St. Mary's (TX)	1
LSU	9	Sam Houston State	3	Central Florida	1	St. Norbert	1
Oklahoma State	9	San Jose State	3	Central Oklahoma	1	St. Vincent	1
Oregon State	9	Scranton	3	Charlotte	1	Tampa	1
Pennsylvania	9	Tennessee-Chattanooga	3	Coll. of Emporia	1	Texas A&M - Kingsville	1
Stanford	9	Washington & Lee	3	Colorado Mines	1	Texas State	1
Temple	9	West Texas A&M	3	Columbia	1	Texas-Arlington	1
Georgia Tech	8	Akron	2	Compton CC CA	1	The Citadel	1
Illinois	8	Albion	2	Creighton	1	Trinity (CT)	1
Indiana	8	Alcorn State	2	Dayton	1	Troy	1
Louisville	8	Bethune-Cookman	2	Delaware	1	Tusculum	1
North Carolina	8	Boston University	2	Delaware State	1	Valparaiso	1
Rice	8	Bowling Green State	2	Denison	1	Washington & Jefferson	1
Southern Methodist	8	Cal Poly-S.L.O.	2	Denver	1	West Chester	1
Syracuse	8	Catholic	2	Drake	1	West Liberty State	1
Arizona State	7	Colgate	2	Eastern Illinois	1	West Virginia Wesleyan	1
Detroit Mercy	7	Connecticut	2	Eastern New Mexico	1	Western Carolina	1
Kansas State	7	Dartmouth	2	Eastern Washington	1	Western Illinois	1
Miami (OH)	7	East Carolina	2	Edward Waters	1	William Jewell	1
Vanderbilt	7	Eastern Michigan	2	Elon	1	Winston-Salem State	1
West Virginia	7	George Washington	2	Emporia State	1	Wis.-Platteville	1
William & Mary	7	Georgetown	2	Fort Valley State	1	Yale	1

**Steelers** Trades Since 1970 AFL-NFL Merger**2021 3 TRADES**

**August 12:** Traded 2022 6th round pick (197th overall, Gregory Junior) to Jaguars for Joe Schobert

**September 3:** Traded 2023 5th round pick to Seahawks for Ahkello Witherspoon

**November 2:** Traded Melvin Ingram III to Chiefs for 2022 6th round pick (208th overall, Connor Heyward)

**2019 6 TRADES**

**March 13:** Traded Marcus Gilbert to Cardinals for 2019 6th round pick (207th overall, Ulysees Gilbert)

**March 13:** Traded Antonio Brown to Raiders for 2019 3rd round pick (66th overall, Dontae Johnson) and 2019 5th round pick (141st overall, Zach Gentry)

**April 25:** Traded 2019 1st round pick (20th overall, Noah Fant), 2019 2nd round pick (52nd overall subsequently traded, Drew Sample) and a 2020 3rd round pick (83rd overall, Lloyd Cushenberry) to Broncos for 2019 1st round pick (10th overall, Devin Bush)

**September 9:** Traded Joshua Dobbs to Jaguars for a 2020 5th round pick (subsequently traded, Nick Vannett)

**September 16:** Traded a 2020 1st round pick, a 2021 5th round pick and a 2021 6th round pick to (18th overall, Austin Jackson) Dolphins for Minkah Fitzpatrick, a 2020 4th round pick (135th overall, Kevin Dotson) and a 2021 7th round pick

**September 25:** Traded a 2020 5th round pick (subsequently traded, Quinton Dunbar) to Seahawks for Nick Vannett

**2018 3 TRADES**

**April 26:** Traded Martavis Bryant to Raiders for 2018 3rd round pick (79th overall subsequently traded, Rasheem Green)

**April 27:** Traded 2018 3rd round pick (79th overall, Rasheem Green) and 2018 7th round pick (220th overall, Alex McGough) to Seahawks for 2018 3rd round pick (76th overall, Mason Rudolph)

**August 27:** Traded 2019 5th round pick (158th overall subsequently traded, Michael Jackson) to Raiders for Ryan Switzer and 2019 6th round pick (175th overall, Sutton Smith)

**2017 3 TRADES**

**August 24:** Traded Lucas Crowley to Washing for Dashaun Phillips

**September 2:** Traded Sammie Coates and 2019 7th round pick (234th overall subsequently traded, Myles Gaskin) to Browns for 2018 6th round pick (202nd overall subsequently traded, Jack Cichy)

**September 2:** Traded Ross Cockrell to Giants for 2018 7th round pick (220th overall subsequently traded, Alex McGough) (conditional pick)

**2016 1 TRADE**

**September 2:** Traded 2018 6th round pick (202nd overall subsequently traded, Jack Cichy) to Browns for Justin Gilbert

**DEVIN BUSH****2015 3 TRADES**

**August 1:** Traded 2016 5th round pick (164th overall, Halapoulivaati Vaitai) to Eagles for Brandon Boykin

**August 31:** Traded 2016 6th round pick (201st overall, Brandon Allen) to Jaguars for Josh Scobee

**September 4:** Traded Brad Wing to Giants for 2016 7th round pick (229th overall, Demarcus Ayers)

**2013 3 TRADES**

**April 27:** Traded 2014 3rd round pick (83rd overall subsequently traded, Louis Nix) to Browns for 2013 4th round pick (111th overall, Shamarko Thomas)

**August 23:** Traded Adrian Robinson to Eagles for Felix Jones  
**October 2:** Traded a conditional 2014 pick (Not exercised) to Cardinals for Levi Brown

**2012 1 TRADE**

**April 28:** Traded 2012 4th round pick (119th overall, Keenan Robinson) and 2012 6th round pick (193rd overall, Tom Compton) to Washington for 2012 4th round pick (109th overall, Alameda Ta'amu)

**2010 3 TRADES**

**April 12:** Traded Santonio Holmes to Jets for 2010 5th round pick (155th overall subsequently traded, John Skelton)

**April 21:** Traded 2010 7th round pick (225th overall subsequently traded, Syd'Quan Thompson) to Buccaneers for Byron Leftwich

**April 24:** Traded 2010 5th round pick (155th overall, John Skelton) to Cardinals for Bryant McFadden and 2010 6th round pick (195th overall, Antonio Brown)

**2009 1 TRADE**

**April 25:** Traded 2009 2nd round pick (64th overall, Richard Quinn) and 2009 4th round pick (132nd overall, Seth Olsen) to Broncos for 2009 3rd round pick (79th overall, Kraig Urbik) and 2009 3rd round pick (84th overall, Mike Wallace)

**2008 2 TRADES**

**April 27:** Traded 2008 4th round pick (123rd overall, Bryan Kehl) to Giants for 2008 4th round pick (130th overall, Tony Hills) and 2008 6th round pick (194th overall, Ryan Mundy)

**September 2:** Traded Sean Mahan to Buccaneers for an undisclosed 2008 draft pick

## Steelers Trades Since 1970 AFL-NFL Merger

## 2007 2 TRADES

**April 29:** Traded 2007 4th round pick (119th overall, Allen Barbre) and 2007 6th round pick (193rd overall, Mason Crosby) to Packers for 2007 4th round pick (112th overall, Daniel Sepulveda)

**September 1:** Traded an undisclosed 2007 draft pick to Falcons for Allen Rossum

## 2006 3 TRADES

**April 29:** Traded 2006 2nd round pick (64th overall, Tarvaris Jackson) to Vikings for 2006 3rd round pick (83rd overall, Anthony Smith) and 2006 3rd round pick (95th overall, Willie Reid)

**April 29:** Traded 2006 1st round pick (32nd overall, Mathias Kiwanuka), 2006 3rd round pick (96th overall, Gerris Wilkinson) and 2006 4th round pick (129th overall, Guy Whimper) to Giants for 2006 1st round pick (25th overall, Santonio Holmes)

**September 1:** Traded 2007 5th round pick to Patriots for Patrick Cobbs

## 2004 2 TRADES

**April 24:** Traded 2004 2nd round pick (44th overall, Bob Sanders) and 2004 4th round pick (107th overall, Kendall Pope) to Colts for 2004 2nd round pick (38th overall, Ricardo Colclough)

**September 4:** Traded Todd Fordham to Panthers for an undisclosed 2004 draft pick

## 2003 2 TRADES

**April 26:** Traded 2003 1st round pick (27th overall, Larry Johnson), 2003 3rd round pick (92nd overall, Julian Battle) and 2003 6th round pick (200th overall subsequently traded, Brooks Bollinger) to Chiefs for 2003 1st round pick (16th overall, Troy Polamalu)

**August 30:** Traded an undisclosed 2004 draft pick to Eagles for Freddie Milons

## 2002 1 TRADE

**August 31:** Traded Troy Edwards to Rams for 2004 6th round pick (194th overall, Matt Kranchick)

## 2001 2 TRADES

**April 21:** Traded 2001 2nd round pick (50th overall subsequently traded, Dominic Raiola) and 2001 4th round pick (112th overall subsequently traded, Carlos Polk) to Patriots for 2001 2nd round pick (39th overall, Kendrell Bell)

**April 21:** Traded 2001 1st round pick (16th overall, Santana Moss) to Jets for 2001 1st round pick (19th overall, Casey Hampton), 2001 4th round pick (111th overall, Mathias Nkweni) and 2001 6th round pick (181st overall, Rodney Bailey)

## 1999 5 TRADES

**March 25:** Traded 1999 6th round pick (183rd overall, Marc Megna) to Jets for Alex Van Dyke

**April 6:** Traded Jahine Arnold to Packers for (past considerations)

**April 17:** Traded 1999 2nd round pick (44th overall, Jim Kleinsasser) to Vikings for 1999 2nd round pick (59th overall, Scott Shields), 1999 3rd round pick (73rd overall, Joey Porter) and 1999 5th round pick (163rd overall subsequently traded, Craig Heimbarger)

**April 18:** Traded 1999 5th round pick (146th overall, Eric Barton) and 1999 5th round pick (163rd overall subsequently traded, Craig Heimbarger) to Raiders for 2000 3rd round pick (77th overall, Hank Poteat)

**August 13:** Traded 2000 7th round pick (216th overall, Delbert Cowsette) to Washington for Shar Pourdanesh

## 1998 8 TRADES

**April 18:** Traded 1998 2nd round pick (56th overall, Dorian Boose), 1998 3rd round pick (87th overall, Kevin Williams) and 1998 5th round pick (149th overall, Eric Bateman) to Jets for 1998 2nd round pick (41st overall, Jeremy Staa)

**April 18:** Traded 1998 7th round pick (199th overall, Ephraim Salaam), 1998 7th round pick (203rd overall, Henry Slay) and 1998 7th round pick (215th overall subsequently traded, Ryan Thelwell) to Falcons for 1998 5th round pick (137th overall, Jason Simmons)

**July 2:** Traded Eric Pegram to Chargers for 1999 7th round pick (214th overall, Antonio Dingle)

**August 24:** Traded Angel Rubio to 49ers for (past considerations)

**August 24:** Traded Bernard Dafney to Ravens for 1998 7th round pick (199th overall subsequently traded, Ephraim Salaam)

**August 24:** Traded Israel Raybon to Panthers for 1998 7th round pick (203rd overall subsequently traded, Henry Slay)

**August 25:** Traded J.B. Brown to Cardinals for 1999 7th round pick (228th overall, Kris Brown)

**August 30:** Traded Steve Conley to Colts for 1999 5th round pick (136th overall, Jerame Tuman)

## 1997 1 TRADE

**April 4:** Traded Brentson Buckner to Chargers for 1997 7th round pick (218th overall subsequently traded, Toran James)

## 1996 2 TRADES

**April 20:** Traded 1996 2nd round pick (59th overall, Ernie Conwell) and 1997 4th round pick (121st overall subsequently traded, Jerome Daniels) to Rams for Jerome Bettis and 1996 3rd round pick (72nd overall, Steve Conley)

**April 21:** Traded 1997 5th round pick (146th overall, Paul Bradford) and 1997 7th round pick (218th overall, Toran James) to Chargers for 1996 6th round pick (192nd overall subsequently traded, Bryan Stoltzberg)

## 1995 1 TRADE

**May 30:** Traded Barry Foster to Panthers for 1996 6th round pick (192nd overall subsequently traded, Bryan Stoltzberg)

## Steelers Trades Since 1970 AFL-NFL Merger

## 1994 2 TRADES

**April 29:** Traded Jeff Graham to Bears for 1995 5th round pick (151st overall, Lee Flowers)

**August 10:** Traded Leroy Thompson to Patriots for 1995 4th round pick (120th overall, Oliver Gibson)

## 1993 2 TRADES

**April 25:** Traded 1993 2nd round pick (49th overall, Roosevelt Potts) and 1993 4th round pick (107th overall, Devon McDonald) to Colts for 1993 2nd round pick (44th overall, Chad Brown)

**October 19:** Traded Tim Worley to Bears for 1994 5th round pick (140th overall, Myron Bell)

## 1992 3 TRADES

**April 26:** Traded 1992 6th round pick (151st overall, Damien Russell) to 49ers for 1992 7th round pick (188th overall, Scottie Graham), 1992 8th round pick (203rd overall, Darren Perry) and 1992 8th round pick (215th overall, Nate Williams)

**September 2:** Traded Huey Richardson to Washington for 1993 7th round pick (185th overall, Jeff Zgonina)

**September 19:** Traded Thomas Everett to Cowboys for 1993 5th round pick (140th overall, Marc Woodard)

## 1991 1 TRADE

**April 21:** Traded 1991 4th round pick (100th overall, Raghib Ismail) and 1991 5th round pick (127th overall, Floyd Fields) to Patriots for 1991 4th round pick (88th overall, Sammy Walker)

## 1990 2 TRADES

**April 21:** Traded 1990 1st round pick (17th overall, Emmitt Smith) to Cowboys for 1990 1st round pick (21st overall, Eric Green) and 1990 3rd round pick (81st overall, Craig Veasey)

**August 23:** Traded Tim Johnson to Washington for 1991 4th round pick (103rd overall, Adrian Cooper)

## 1989 1 TRADE

**April 21:** Traded Mike Merriweather to Vikings for 1989 1st round pick (24th overall, Tom Ricketts)

## 1988 3 TRADES

**January 1:** Traded Rick Woods to Buccaneers for 1988 10th round pick (252nd overall, John Jackson)

**March 29:** Traded 1988 4th round pick (96th overall, J.R. Ambrose) to Chiefs for Todd Blackledge

**April 12:** Traded Mark Malone to Chargers for 1988 8th round pick (211th overall, Mike Hinnant)

## 1987 3 TRADES

**April 13:** Traded Dan Turk to Buccaneers for 1987 6th round pick (141st overall, Tim Johnson)

**August 27:** Traded 1988 10th round pick (268th overall, Channing Williams) to Broncos for Ken Woodard

**September 1:** Traded Rick Woods to Buccaneers for 1988 10th round pick (252nd overall, John Jackson)

## 1986 1 TRADE

**September 1:** Traded rights to Cliff Stoudt to Cardinals for 1988 5th round pick (121st overall, Darin Jordan)

## 1985 1 TRADE

**August 31:** Traded Jim Smith to Raiders for 1986 5th round pick (135th overall, Brent Jones)

## 1984 5 TRADES

**February 21:** Traded 1984 third round pick (79th overall, Sean McNamee) to Dolphins for David Woodley

**July 30:** Traded Steve Courson to Buccaneers for Ray Snell

**August 20:** Traded Rick Donnalley to Washington for 1985 fifth round pick (136th overall, Cam Jacobs)

**August 21:** Traded Greg Hawthorne to Patriots for 1985 ninth round pick (242nd overall, Andre Harris)

**October 9:** Traded 1985 fifth round pick (128th overall, Arnold Brown) to Seahawks for Steve August

## 1983 2 TRADES

**August 10:** Traded Isaac Metcalf to Washington for an undisclosed draft pick

**August 17:** Traded Anthony Washington to Washington for 1984 fourth round pick (111th overall, Terry Long)

## 1982 2 TRADES

**August 18:** Traded J.T. Thomas to Broncos for 1983 eight round pick (199th overall, Henry Odom)

**August 31:** Traded Zack Valentine to Colts for 1983 conditional 12th round pick (not exercised)

## 1981 1 TRADE

**August 18:** Traded Steve Furness to Buccaneers for an undisclosed future draft choice

## 1980 2 TRADES

**April 30:** Traded Willie Fry to 49ers for 1980 12th round pick (306th overall, Charles Vaclavik)

**July 28:** Traded Mike Kruzcek to Washington for 1982 seventh round pick (172nd overall, Edmund Nelson) and 1983 fifth round pick (140th overall, Gregg Garrity)

## 1979 1 TRADE

**August 21:** Traded Tony Dungy to 49ers for 1980 10th round pick (250th overall, Woodrow Wilson)

## 1978 9 TRADES

**April 17:** Traded Jim Clark and Ernie Pough to Giants for John Hicks

**May 2:** Traded 1978 fifth round pick (128th overall, Willie Wilder) to Packers for Dave Purefory

**May 3:** Traded Ernie Holmes to Buccaneers for 1978 10th round pick (276th overall, Tom Jurich) and 1978 11th round pick (279th overall, Nat Terry)

**July 20:** Traded Jimmy Allen to Lions for 1979 fourth round pick (86th overall, Russell Davis)

**July 22:** Traded Rick Engles to Eagles for 1979 12th round pick (322nd overall, Ed Smith)

**August 15:** Traded Frank Lewis to Bills for Paul Seymour

**August 22:** Traded Glen Edwards to Chargers for 1979 sixth round pick (157th overall, Bill Murrell)

**August 22:** Traded Dave Purefory to Patriots for 1979 sixth round pick (161st overall, Dwayne Woodruff)

**September 5:** Traded past consideration to Bears for Alvin Maxson

## Steelers Trades Since 1970 AFL-NFL Merger

## 1977 3 TRADES

**August 30:** Traded Gordon Gravelle to Giants for 1980 second round pick (35th overall, Bob Kohrs)

**September 11:** Traded Marv Kellum to Cardinals for 1978 eighth round pick (208th overall, Rick Moser)

**September 20:** Traded Ron Schock to Bills for Brian Spencer

## 1976 4 TRADES

**August 18:** Traded Bob Barber to Packers for 1977 fourth round pick (93rd overall, Ted Petersen)

**August 27:** Traded Tommy Reamon to Chiefs for 1977 fifth round pick (121st overall, Cliff Stoudt)

**September 6:** Traded Bob Gaddis to Bills for 1977 10th round pick (253rd overall, Alvin Cowans)

**September 6:** Traded 1977 12th round pick (329th overall, I.V. Wilson) to Seahawks for 1977 10th round pick (310th overall, Jimmy Stephens)

## 1975 5 TRADES

**April 14:** Traded rights to Ed George to Colts for 1976 second round pick (47th overall, Mike Kruczek) and 1976 fourth round pick (112th overall, Wondermonds)

**August 12:** Traded Steve Davis to Jets for 1977 third round pick (60th overall, Tom Beasley)

**August 21:** Traded John McMakin to Lions for 1977 fifth round pick (125th overall, Steve Courson)

**August 25:** Traded Ron Shanklin to Bears for 1976 second round pick (37th overall, Ray Pinney) and 1977 fourth round pick (99th overall, Laverne Smith)

**September 15:** Traded Charlie Davis to Cardinals for 1976 sixth round pick (159th overall, Gary Dunn)

## 1974 7 TRADES

**April 14:** Traded John Rowser to Broncos for 1974 sixth round pick (149th overall, Jim Wolfe) and 1974 ninth round pick (223rd overall, Tommy Reamon)

**July 24:** Traded Doug Kotar to Giants for Leo Gasienica

**August 10:** Traded Barry Pearson to Chiefs for 1975 eighth round pick (190th overall, Tom Kropp)

**August 16:** Traded George Webster to Patriots for 1975 10th round pick (247th overall, Kirt Heyer)

**September 5:** Traded Tom Keating to Chiefs for 1975 15th round pick (371st overall, James Thatcher)

**September 10:** Traded Bruce Van Dyke to Packers for 1976 third round pick (70th overall, Ron Coder)

**September 11:** Traded Craig Hanneman to Patriots for 1975 ninth round pick (222nd overall, Eugene Clark)

## 1973 7 TRADES

**May 16:** Traded Bob Adams to Patriots for 1974 seventh round pick (165th overall, Allen Sitterle)

**July 23:** Traded 1974 third round pick to Raiders for Tom Keating

**August 1:** Traded Roger Bernhardt to Jets for Mike Haggard

**August 29:** Traded 1974 third round pick (75th overall, Mark Van Eeghen) and 1974 sixth round pick (150th overall, Rick Druschel) to Raiders for Glen Ray Hines

**September 3:** Traded Ralph Anderson to Patriots for 1974 fourth round pick (82nd overall, John Stallworth)

**September 10:** Traded Warren Bankston to Raiders for 1974 fourth round pick (100th overall, Jim Allen) and 1974 sixth round pick (150th overall, Rick Druschel)

**September 10:** Traded Brian Stenger to Patriots for 1974 10th round pick (243rd overall, Jim Kregel)

## 1972 7 TRADES

**August 2:** Traded Dennis Ferris to Giants for cash

**August 3:** Traded Dennis Onkotz to Broncos for cash

**August 7:** Traded cash to Patriots for Ernie Holmes

**August 31:** Traded Bobby Maples to Broncos for 1973 sixth round pick (140th overall, Ron Bell)

**September 6:** Traded Lloyd Voss to Broncos for 1973 fifth round pick (106th overall, Dave Reavis)

**September 20:** Traded Rick Sharp to Broncos for 1973 eighth round pick (192 overall, Loren Toews)

**October 25:** Traded Dave Smith to Oilers for George Webster

## 1971 7 TRADES

**March 12:** Traded Mike Haggerty to Patriots for Marty Schottenheimer

**July 27:** Traded Worthy McClure to Oilers for 1972 15th round pick (368th overall, John Hulecki)

**July 31:** Traded Larry Gagner to Giants for 1972 fourth round pick (80th overall, Lorenzo Brinkley) and 1972 seventh round pick (159th overall, Joe Colquitt)

## 1970 9 TRADES

**February 10:** Traded Don Alley to Chargers for Chuck Allen

**February 28:** Traded John Hilton to Packers for John Rowser

**April 30:** Traded Dick Shiner to Giants for Henry Davis and French Fuqua

**May 30:** Traded Ray May and 1971 12th round pick (294th overall, Bob Wuensch) to Colts for Preston Pearson and Ocie Austin

**June 23:** Traded Paul Martha to Broncos for Walter Highsmith and Wallace Dickey

**August 20:** Traded Roy Jefferson to Colts for Willie Richardson and 1971 fourth round pick (104th overall, Dwight White)

**August 31:** Traded Bob DeMarco to Dolphins for 1971 eighth round pick (203rd overall, Ernie Holmes)

**September 1:** Traded Earl Gros to Saints for 1971 fifth round pick (106th overall, Larry Brown) and 1971 eighth round pick (184th overall, Larry Crowne)

**September 2:** Traded Kent Nix to Vikings for 1971 fifth round pick (128th overall, Fred Brister)

## Steelers Free Agency



**TYSON  
ALUALU**

## 2022

## Players Signed (7):

**OL Mason Cole** (from Minnesota)  
**OL James Daniels** (from Chicago)  
**LB Myles Jack** (from Jacksonville)  
**S Damontae Kazee** (from Dallas)  
**WR Gunner Olszewski** (from New England)  
**QB Mitch Trubisky** (from Buffalo)  
**CB Levi Wallace** (from Buffalo)

## Players Lost (6):

**WR Ray-Ray McCloud** (to San Francisco)  
**WR Juju Smith-Schuster** (to Kansas City)  
**WR James Washington** (to Dallas)  
**G Trai Turner** (to Washington)  
**LB Taco Charlton** (to New Orleans)

## 2021

## Players Signed (4):

**RB Kalen Ballage** (from L.A. Chargers)  
**OL B.J. Finney** (from Cincinnati)  
**OL Joe Haeg** (from Tampa Bay)  
**S Miles Killebrew** (from Detroit)

## Players Lost (6):

**CB Mike Hilton** (to Cincinnati)  
**RB James Conner** (to Arizona)  
**OL Alejandro Villanueva** (to Baltimore)  
**LB Oluasunkami Adeniyi** (to Tennessee)  
**LB Bud Dupree** (to Tennessee)  
**G Matt Feiler** (to L.A. Chargers)

## 2020

## Players Signed (3):

**TE Eric Ebron** (from Indianapolis)  
**FB Derek Watt** (from L.A. Chargers)  
**OL Stefen Wisniewski** (from Kansas City)

## Players Lost (6):

**CB Artie Burns** (to Chicago)  
**S Sean Davis** (to Washington)  
**OL B.J. Finney** (to Seattle)  
**DL Javon Hargrave** (to Philadelphia)  
**LB Tyler Matakevich** (to Buffalo)  
**TE Nick Vannett** (to Denver)

## 2019

## Players Signed (3):

**LB Mark Barron** (from L.A. Rams)  
**WR Donte Moncrief** (from Jacksonville)  
**CB Steven Nelson** (from Kansas City)

## Players Lost (5):

**RB Le'Veon Bell** (to N.Y. Jets)  
**LB Jon Bostic** (to Washington)  
**SS Morgan Burnett** (to Cleveland)  
**TE Jesse James** (to Detroit)  
**CB Coty Sensabaugh** (to Denver)

## 2018

## Players Signed (3):

**CB Nat Berhe** (from Kansas City)  
**LB Jon Bostic** (from Indianapolis)  
**WR Morgan Burnett** (from Jacksonville)

## Players Lost (6):

**OT Chris Hubbard** (to Cleveland)  
**S J.J. Wilcox** (to N.Y. Jets)  
**S Mike Mitchell** (to Indianapolis)  
**LB Arthur Moats** (to Arizona)  
**S Robert Golden** (to Kansas City)  
**CB William Gay** (to N.Y. Giants)

## 2017

## Players Signed (5):

**CB Joe Haden** (from Cleveland)  
**DE Tyson Alualu** (from Jacksonville)  
**CB Coty Sensabaugh** (from Minnesota)  
**WR Justin Hunter** (from Buffalo)  
**RB Knile Davis** (from Kansas City)

## Players Lost (4):

**LB Lawrence Timmons** (to Miami)  
**WR Markus Wheaton** (to Chicago)  
**LB Jarvis Jones** (to Arizona)  
**S Shamarko Thomas** (to N.Y. Jets)

## 2016

## Players Signed (5):

**TE Ladarious Green** (from San Diego)  
**OT Ryan Harris** (from Denver)  
**LB Steven Johnson** (from Tennessee)  
**TE David Johnson** (from San Diego)  
**DL Ricardo Mathews** (from San Diego)

## Players Lost (10):

**OT Kelvin Beachum** (to Jacksonville)  
**DT Steve McLendon** (to N.Y. Jets)  
**LB Sean Spence** (to Tennessee)  
**FB Will Johnson** (to N.Y. Giants)  
**CB Antwon Blake** (to Tennessee)  
**OT Byron Stingily** (to N.Y. Giants)  
**OT Mike Adams** (to Chicago)  
**DT Cam Thomas** (to L.A. Rams)  
**RB Jordan Todman** (to Indianapolis)  
**LB Terence Garvin** (to Washington)

## 2015

## Players Signed (7):

**RB DeAngelo Williams** (from Carolina)  
**K Chris Boswell** (from N.Y. Giants)  
**QB Michael Vick** (from N.Y. Jets)  
**K Garret Hartley** (from Cleveland)  
**RB Jordan Todman** (from Carolina)  
**C Doug Legursky** (from San Diego)  
**RB Isaiah Pead** (from St. Louis)

## Players Lost (2):

**CB Brice McCain** (to Miami)  
**WR Lance Moore** (to Detroit)

## 2014

## Players Signed (8):

**S Mike Mitchell** (from Carolina)  
**DT Cam Thomas** (from San Diego)  
**RB LeGarrette Blount** (from New England)  
**WR Lance Moore** (from New Orleans)  
**P Adam Podlesh** (from Chicago)  
**WR Darius Heyward-Bey** (from Indianapolis)

**CB Brice McCain** (from Houston)  
**LB Arthur Moats** (from Buffalo)

## Players Lost (14):

**DT Evander Hood** (to Jacksonville)  
**WR Emmanuel Sanders** (to Denver)  
**LB LaMarr Woodley** (to Oakland)  
**WR Jericho Cotchery** (to Carolina)  
**DT Al Woods** (to Tennessee)  
**TE David Johnson** (to San Diego)  
**S Ryan Clark** (to Washington)  
**LB Larry Foote** (to Arizona)  
**G Fernando Velasco** (to Carolina)  
**RB Jonathan Dwyer** (to Arizona)  
**LB Jamaal Westerman** (to Cleveland)  
**LB Stevenson Sylvester** (to Buffalo)  
**LB Chris Carter** (to Indianapolis)  
**C Eric Olsen** (to Tennessee)



## Steelers Free Agency

## 2013

## Players Signed (7):

QB **Bruce Gradkowski** (from Cincinnati)  
 TE **Matt Spaeth** (from Chicago)  
 G **D'Anthony Batiste** (from Arizona)  
 RB **LaRod Stephens-Howling** (from Arizona)  
 G **Fernando Velasco** (from Tennessee)  
 G **Guy Whimper** (from Jacksonville)  
 K **Shayne Graham** (from Cleveland)

## Players Lost (10):

WR **Mike Wallace** (to Miami)  
 CB **Keenan Lewis** (to New Orleans)  
 LB **James Harrison** (to Cincinnati)  
 RB **Rashard Mendenhall** (to Arizona)  
 C **Doug Legursky** (to Buffalo)  
 G **Willie Colon** (to N.Y. Jets)  
 P **Brian Moorman** (to Buffalo)  
 S **Will Allen** (to Dallas)  
 S **Ryan Mundy** (to N.Y. Giants)  
 TE **Leonard Pope** (to Chicago)

## 2012

## Players Signed (4):

WR **Plaxico Burress** (from N.Y. Jets)  
 TE **Leonard Pope** (from Kansas City)  
 LB **Brandon Johnson** (from Cincinnati)  
 C **Matt Katula** (from Minnesota)

## Players Lost (4):

CB **William Gay** (to Arizona)  
 WR **Wesley Saunders** (to Indianapolis)  
 RB **Mewelde Moore** (to Indianapolis)  
 OT **Jamon Meredith** (to Tampa Bay)

## 2011

## Players Signed (2):

WR **Jerricho Cotchery** (from N.Y. Jets)  
 \*TE **John Gilmore** (from Tampa Bay, DNP)

## Players Lost (2):

TE **Matt Spaeth** (to Chicago)  
 DE **Nick Eason** (to Arizona)

## 2010

## Players Signed (11):

S **Will Allen** (from Tampa Bay)  
 WR **Arnaz Battle** (from San Francisco)  
 P **Piotr Czech** (out of football)  
 LB **Derrick Doggett** (from CFL)  
 LB **Larry Foote** (from Detroit)  
 P **Adam Graessle** (out of football)  
 WR **Brandon London** (out of football)  
 CB **Bryant McFadden** (to Arizona)  
 CB **David Pittman** (out of football)  
 WR **Antwaan Randle El** (from Washington)  
 OT **Jonathan Scott** (from Buffalo)

## Players Lost (3):

CB **Deshaea Townsend** (to Indianapolis)  
 RB **Willie Parker** (not resigned)  
 RB **Carey Davis** (not resigned)

## 2009

## Players Signed (4):

WR **Stefan Logan** (from CFL)  
 WR **Shawn McDonald** (from Detroit)  
 CB **Keiwan Ratliff** (from Indianapolis)  
 \*WR **Brandon Williams** (out of football, DNP)

## Players Lost (9):

QB **Byron Leftwich** (to Tampa Bay)  
 RB **Gary Russell** (to Oakland)  
 WR **Nate Washington** (to Tennessee)  
 OT **Marvel Smith** (not resigned)  
 G **Kendall Simmons** (to Buffalo)  
 DL **Orpheus Roye** (not resigned)  
 LB **Larry Foote** (to Detroit)  
 CB **Bryant McFadden** (to Arizona)  
 S **Anthony Smith** (to Jacksonville)

## 2008

## Players Signed (9):

P **Mitch Berger** (from Arizona)  
 CB **Fernando Bryant** (from New England)  
 P **Paul Ernerst** (from Cleveland)  
 LB **Keyaron Fox** (from Kansas City)  
 C **Justin Hartwig** (from Carolina)  
 QB **Byron Leftwich** (from Atlanta)  
 TE **Sean McHugh** (from Detroit)  
 RB **Mewelde Moore** (from Minnesota)  
 DE **Orpheus Roye** (from Cleveland)

## Players Lost (6):

LB **Marquis Cooper** (UFA to Oakland)  
 G **Alan Faneca** (UFA to N.Y. Jets)  
 LB **Clark Haggans** (UFA to Arizona)  
 RB **Verron Haynes** (UFA/not resigned)  
 FB **Dan Kreider** (UFA to St. Louis)  
 QB **Brian St. Pierre** (UFA to Arizona)

## 2007

## Players Signed (6):

\*RB **Kevan Barlow** (from N.Y. Jets)  
 DE **Nick Eason** (from Cleveland)  
 LB **Andre Frazier** (from Cincinnati)  
 C **Sean Mahan** (from Tampa Bay)  
 OT **Jeremy Parquet** (from St. Louis)  
 KR **Allen Rossium** (from Atlanta)

## Players Lost (7):

DE **Rodney Bailey** (UFA/not resigned)  
 LB **Chad Brown** (UFA/not resigned)  
 CB **Chidi Iwuoma** (UFA/not resigned)  
 S **Andre Lott** (UFA/not resigned)  
 WR **Lee Mays** (UFA/not resigned)  
 WR **Sean Morey** (UFA to Arizona)  
 LB **Rian Wallace** (UFA/not resigned)

## 2006

## Players Signed (8):

DE **Rodney Bailey** (from Seattle)  
 LB **Chad Brown** (from Seattle)  
 S **Ryan Clark** (from Washington)  
 LB **Marquis Cooper** (from Seattle)  
 FB **Najeh Davenport** (from Green Bay)  
 FB **Carey Davis** (from Miami)  
 TE **Tim Euhus** (from New Orleans)  
 WR **Quincy Morgan** (from Dallas)

## Players Lost (3):

S **Chris Hope** (UFA to Tennessee)  
 WR **Antwaan Randle El** (UFA to Washington)  
 DE **Kimo von Oelhoffen** (UFA to N.Y. Jets)

## 2005

## Players Signed (3):

LB **Richard Seigler** (from San Francisco)  
 WR **Cedrick Wilson** (from San Francisco)  
 WR **Walter Young** (from Carolina)

## Players Lost (5):

LB **Kendrell Bell** (UFA to Kansas City)  
 WR **Plaxico Burress** (UFA to N.Y. Giants)  
 DT **Kerick Clancy** (UFA to N.Y. Giants)  
 OT **Oliver Ross** (UFA to Arizona)  
 G **Keydrick Vincent** (UFA to Baltimore)

## 2004

## Players Signed (9):

CB **Ainsley Battle** (from Jacksonville)  
 S **Tyrone Carter** (from N.Y. Jets)  
 P **Chris Gardocki** (from Cleveland)  
 DE **Travis Kirschke** (from San Francisco)  
 WR **Sean Morey** (from Philadelphia)  
 TE **Walter Rasby** (from Washington)  
 \*LB **Adrian Ross** (from Cincinnati, DNP)  
 RB **Duce Staley** (from Philadelphia)  
 CB **Willie Williams** (from Seattle)

## Players Lost (2):

DE **Rodney Bailey** (RFA to New England)  
 OT **Mathias Nkwenti** (RFA/not resigned/  
 offer withdrawn)

## 2003

## Players Signed (5):

OT **Barrett Brooks** (out of football)  
 RB **Dee Brown** (from Carolina)  
 WR **Chris Doering** (from Washington)  
 OT **Todd Fordham** (from Jacksonville)  
 LB **Clint Kriedwald** (from Detroit)

## Players Lost (7):

TE **John Allred** (UFA/not resigned)  
 TE **Marco Battaglia** (UFA to Miami)  
 S **Myron Bell** (UFA/not resigned)  
 S **Lee Flowers** (UFA to Denver)  
 OT **Wayne Gandy** (UFA to New Orleans)  
 WR **Terance Mathis** (UFA/not resigned)  
 P **Tom Rouen** (UFA to Seattle)

## 2002

## Players Signed (8):

TE **John Allred** (out of football)  
 QB **Charlie Batch** (from Detroit)  
 TE **Marco Battaglia** (from Tampa Bay)  
 LB **James Frazier** (from N.Y. Jets)  
 CB **Chidi Iwuoma** (from Detroit)  
 WR **Terance Mathis** (from Atlanta)  
 K **Todd Peterson** (from Kansas City)  
 P **Tom Rouen** (from N.Y. Giants)

## Players Lost (6):

WR **Will Blackwell** (UFA to St. Louis)  
 K **Kris Brown** (RFA to Houston)  
 LB **Earl Holmes** (UFA to Cleveland)  
 WR **Bobby Shaw** (UFA to Buffalo)  
 CB **Jason Simmons** (RFA to Houston)  
 FB **Jon Witman** (UFA/not resigned)

## Steelers Free Agency

## 2001

## Players Signed (5):

**C Jeff Hartings** (from Detroit)  
**WR Lenzie Jackson** (from Cleveland)  
**LB Mike Jones** (from St. Louis)  
**S Mike Logan** (from Jacksonville)  
**QB Tommy Maddox** (out of football)

## Players Lost (3):

**OT Shar Pourdaneh** (UFA to Oakland)  
**DL Jeremy Staab** (RFA/Offer withdrawn to New Orleans)  
**LB Mike Vrabel** (UFA to New England)

## 2000

## Players Signed (9):

**S Brent Alexander** (from Carolina)  
**S Myron Bell** (from Cincinnati)  
**QB Kent Graham** (from N.Y. Giants)  
**WR Kamil Loud** (from New Orleans)  
 \***LB Gabe Northern** (from Buffalo, DNP)  
**OT Oliver Ross** (from Philadelphia)  
**DE Chris Sullivan** (from New England)  
**G Rich Tylski** (from Jacksonville)  
**DE Kimo von Oelhoffen** (from Cincinnati)

## Players Lost (4):

**LB Carlos Emmons** (to Philadelphia)  
**S Chris Oldham** (to New Orleans)  
**DE Orpheus Roye** (to Cleveland)  
**QB Mike Tomczak** (not re-signed)

## 1999

## Players Signed (4):

**OT Anthony Brown** (from Cincinnati)  
**TE Tony Cline** (from San Francisco)  
**S Travis Davis** (from Jacksonville)  
**OT Wayne Gandy** (from L.A. Rams)

## Players Lost (5):

**DT Oliver Gibson** (to Cincinnati)  
**WR Charles Johnson** (to Philadelphia)  
**LB Donta Jones** (to Carolina)  
**S Carnell Lake** (to Jacksonville)  
**S Darren Perry** (to San Diego)

## 1998

## Players Signed (9):

**TE Harold Bishop** (out of football)  
**G Roger Duffy** (from N.Y. Jets)  
**WR David Dunn** (from Cincinnati)  
**RB Richard Huntley** (out of football)  
**S Bo Orlando** (from Cincinnati)  
**WR Bobby Shaw** (from Seattle)  
**CB Dewayne Washington** (from Minnesota)

## Players Lost (6):

**LB Myron Bell** (to Cincinnati)  
**CB Randy Fuller** (to Atlanta)  
**WR John Jackson** (to San Diego)  
**WR Tom Myslinski** (to Indianapolis)  
**DE Jerry Olsavsky** (to Baltimore)  
**CB Yancey Thigpen** (to Tennessee)

## 1997

## Players Signed (9):

**WR Henry Bailey** (from N.Y. Jets)  
**CB J.B. Brown** (from Miami)  
**WR Andre Coleman** (from Seattle)  
**DE Nolan Harrison** (from Oakland)  
**WR Courtney Hawkins** (from Tampa Bay)  
**TE Mitch Lyons** (from Atlanta)  
**WR Curtis Marsh** (from Jacksonville)  
**TE Troy Sadowski** (from Cincinnati)  
**CB Donnell Woolford** (from Chicago)

## Players Lost (7):

**LB Chad Brown** (to Seattle)  
**CB Deon Figures** (to Jacksonville)  
**WR Andre Hastings** (to New Orleans)  
**WR Ernie Mills** (to Carolina)  
**DE Ray Seals** (to Carolina)  
**CB Willie Williams** (to Seattle)  
**CB Rod Woodson** (to San Francisco)

## 1996

## Players Signed (5):

**TE Kirk Botkin** (from San Diego)  
**OL Bernard Dafney** (from Denver)  
**OL Tom Myslinski** (from Cleveland)  
**G Jim Sweeney** (from Atlanta)  
**OT Will Wolford** (from L.A. Rams)

## Players Lost (7):

**LS Kendall Gammon** (to New Orleans)  
**LB Kevin Greene** (to Carolina)  
**G Tom Newberry** (not re-signed)  
**QB Neil O'Donnell** (to N.Y. Jets)  
**OT Leon Searcy** (to Jacksonville)  
**G Ariel Solomon** (to Minnesota)  
**FB John L. Williams** (not re-signed)

## 1995

## Players Signed (11):

**WR Johnnie Barnes** (from San Diego)  
**CB Randy Fuller** (from Denver)  
**DT Bill Johnson** (from Cleveland)  
**K Norm Johnson** (from Atlanta)  
**FB Tim Lester** (from L.A. Rams)  
**CB Alvoid Mays** (from Washington)  
**G Tom Newberry** (from L.A. Rams)  
**CB Chris Oldham** (from Arizona)  
**OT James Parrish** (out of football)  
**RB Eric Pegram** (from Atlanta)  
**P Rohn Stark** (from Indianapolis)

## Players Lost (4):

**K Gary Anderson** (to Philadelphia)  
**TE Eric Green** (to Miami)  
**S Gary Jones** (to N.Y. Jets)  
**OG Duval Love** (to Arizona)

## 1994

## Players Signed (8):

**RB Steve Avery** (out of football)  
**K Dean Biasucci** (from Indianapolis)  
**TE Jonathan Hayes** (from Kansas City)  
**G Todd Kalis** (from Minnesota)  
**WR Fred McAfee** (from Arizona)  
**CB Tim McKay** (from Detroit)  
**DE Ray Seals** (from Tampa Bay)  
**FB John L. Williams** (from Seattle)

## Players Lost (6):

**DE Kenny Davidson** (to Houston)  
**DE Donald Evans** (to N.Y. Jets)  
**WR Jeff Graham** (to Chicago)  
**S Larry Griffin** (not re-signed)  
**RB Merril Hoge** (to Chicago)  
**CB DJ Johnson** (to Atlanta)

## 1993

## Players Signed (8):

**LB Greg Clark** (from Seattle)  
**OL Dan Fike** (from Cleveland)  
**LB Kevin Greene** (from L.A. Rams)  
**CB Alan Haller** (from Cleveland)  
**RB Victor Jones** (from Denver)  
**TE Tim Jordan** (from Phoenix)  
**WR Yancey Thigpen** (from San Diego)  
**QB Mike Tomczak** (from Cleveland)

## Players Lost (4):

**OT Tunch Ilkin** (to Green Bay)  
**DE Aaron Jones** (to New England)  
**LB Hardy Nickerson** (to Tampa Bay)  
**LB Jerrol Williams** (to San Diego)

**Note:** Greg Clark, Dean Biasucci, Gabe Northern, Adrian Ross and Kevan Barlow never played a regular-season game for the Steelers after signing with the team as Unrestricted Free Agents during the offseason.





# RECORDS



MEDIA GUIDE

**STEELERS All-Time Service**

**Most Seasons**

1.	Ben Roethlisberger (2004-21)	18
2.	Mike Webster (1974-88)	15
3.	James Harrison (2002, 04-12, 14-17)	14
	Hines Ward (1998-2011)	14
	Donnie Shell (1974-87)	14
	John Stallworth (1974-87)	14
	Larry Brown (1971-84)	14
	Mel Blount (1970-83)	14
	Terry Bradshaw (1970-83)	14
	Ernie Stautner (1950-63)	14
11.	Brett Keisel (2002-14)	13
	Aaron Smith (1999-2011)	13
	Dermoniti Dawson (1988-2000)	13
	Gary Anderson (1982-94)	13
	Tunch Ilkin (1980-92)	13
	Jon Kolb (1969-81)	13
	L.C. Greenwood (1969-81)	13
	Joe Greene (1969-81)	13
	Sam Davis (1967-79)	13
	Ray Mansfield (1964-76)	13

**Most Games**

1.	Ben Roethlisberger (2004-21)	249
2.	Mike Webster (1974-88)	220
3.	Hines Ward (1998-2011)	217
4.	Donnie Shell (1974-87)	201
	Mel Blount (1970-83)	200
6.	Gary Anderson (1982-94)	197
7.	Dermoniti Dawson (1988-2000)	184
8.	Deshea Townsend (1998-2009)	183
9.	Ray Mansfield (1964-76)	182
10.	Joe Greene (1969-81)	181
	Greg Warren (2005-16)	181

**Most Games Started**

1.	Ben Roethlisberger (2014-21)	247
2.	Mike Webster (1974-88)	194
3.	Hines Ward (1998-2011)	190
4.	Mel Blount (1970-83)	189
5.	Dermoniti Dawson (1988-2000)	181
6.	Joe Greene (1969-81)	172
7.	Heath Miller (2005-15)	167
8.	Casey Hampton (2001-12)	164
9.	Donnie Shell (1974-87)	162
10.	Jack Ham (1971-82)	160

**Most Consecutive Games Played**

1.	Ray Mansfield (1964-76)	182
2.	Mike Webster (1974-85)	177
3.	Dermoniti Dawson (1988-99)	170
4.	Andy Russell (1966-76)	154
5.	Levon Kirkland (1992-00)	144
6.	Ernie Stautner (1953-63)	137
7.	Ike Taylor (2004-12)	135
8.	Mel Blount (1975-83)	131
9.	Jeff Reed (2002-10)	127
10.	Justin Strzelczyk (1990-97)	126

**Most Consecutive Games Started (Since 1970)**

1.	Dermoniti Dawson (1988-99)	170
2.	Mike Webster (1975-85)	150
3.	Jason Gildon (1996-2003)	120
4.	Levon Kirkland (1994-2000)	107
5.	Lawrence Timmons (2010-17)	101
6.	Darren Perry (1992-98)	99
7.	Alan Faneca (2002-07)	96
8.	James Rnrior (2005-11)	93
9.	Alejandro Villanueva (2015-20)	90
10.	Dewayne Washington (1998-2003)	88

**STEELERS All-Time Scoring**

**Most Total Points**

<b>Career</b>		
1.	Gary Anderson (1982-94), 416 PATS, 309 FGs	1,343
2.	Jeff Reed (2002-10), 307 PATS, 204 FGs	919
3.	Chris Boswell (2015-21), 231 PATS, 182 FGs	777
4.	Roy Gerela (1971-78), 293 PATS, 146 FGs	731
5.	Franco Harris (1972-83), 100 TDs	600
6.	Shaun Suisham (2010-14), 173 PATS, 124 FGs	545
7.	Hines Ward (1998-2011), 86 TDs, 5 2-PTS	526
8.	Jerome Bettis (1996-2005), 80 TDs, 1 2-PTS	482
	Antonio Brown (2010-18), 79 TDs, 4 2-PTS	482
10.	Norm Johnson (1995-98), 137 PATS, 105 FGs	452
<b>Season</b>		
1.	Chris Boswell (2017), 37 PATS, 35 FGs	142
2.	Norm Johnson (1995), 39 PATS, 34 FGs	141
3.	Gary Anderson (1985), 40 PATS, 33 FGs	139
4.	Chris Boswell (2021), 27 PATS, 36 FGs	135

5.	Shaun Suisham (2014), 45 PATS, 29 FGs	132
6.	Shaun Suisham (2013), 39 PATS, 30 FGs	129
7.	Jeff Reed (2004), 40 PATS, 28 FGs	124
	Kris Brown (2001) 34 PATS, 30 FGs	124
9.	Roy Gerela (1973), 36 PATS, 29 FGs	123
10.	Jeff Reed (2009), 41 PATS, 27 FGs	122

**Game**

1.	Chase Claypool (10/11/20 vs. Philadelphia), 4 TDs	24
	Roy Jefferson (11/3/68 at Atlanta), 4 TDs	24
	Ray Mathews (10/17/54 vs. Cleveland), 4 TDs	24
4.	Charles Johnson (11/1/98 vs. Tennessee), 3 TDs, 2 2-PTS	22
5.	Gary Anderson (10/23/88 vs. Denver), 6 FGs, 3 PATS	21
6.	Jeff Reed (12/1/02 at Jacksonville), 6 FGs, 1 PATS	19
7.	40 times, last time by Le'Veon Bell (12/10/17 vs. Baltimore), 3 TDs	18

**Most Touchdowns**

**Career**

1.	Franco Harris (1972-83)	100
2.	Hines Ward (1998-2011)	86
3.	Jerome Bettis (1996-2005)	80
4.	Antonio Brown (2010-18)	79
5.	John Stallworth (1974-87)	64
	Lynn Swann (1974-82)	53
7.	Louis Lipps (1984-91)	46
8.	Heath Miller (2005-15)	45
9.	Ray Mathews (1951-59)	43
10.	Le'Veon Bell (2013-17)	42
	Buddy Dial (1959-63)	42

**Season**

1.	Willie Parker (2006)	16
2.	Antonio Brown (2018)	15
	Louis Lipps (1985)	15
4.	Antonio Brown (2014)	14
	Franco Harris (1976)	14
6.	James Conner (2018)	13
	Rashard Mendenhall (2010)	13
	Jerome Bettis (2004)	13
9.	Antonio Brown (2016)	12
	Hines Ward (2002)	12
	Franco Harris (1979)	12
	Roy Jefferson (1968)	12
	Buddy Dial (1961)	12

**Game**

1.	Chase Claypool (10/11/20 vs. Philadelphia)	4
	Roy Jefferson (11/3/68 at Atlanta)	4
	Ray Mathews (10/17/54 vs. Cleveland)	4
4.	Le'Veon Bell (12/10/17 vs. Baltimore)	3
	Antonio Brown (11/16/17 vs. Tennessee)	3
	Le'Veon Bell (12/11/16 at Buffalo)	3
	Antonio Brown (11/24/16 at Indianapolis)	3
	Antonio Brown (12/6/15 vs. Indianapolis)	3
	DeAngelo Williams (9/20/15 vs. San Francisco)	3
	Le'Veon Bell (12/7/14 at Cincinnati)	3
	Jerrycho Cotchery (11/3/13 at New England)	3
	Mewelde Moore (10/19/08 at Cincinnati)	3
	Willie Parker (9/7/08 vs. Houston)	3
	Hines Ward (10/22/06 at Atlanta)	3
	Jerome Bettis (1/1/06 vs. Detroit)	3
	Jerome Bettis (9/12/04 vs. Oakland)	3
	Richard Huntley (9/12/99 at Cleveland)	3
	Charles Johnson (11/1/98 vs. Tennessee)	3
	Yancey Thigpen (12/7/97 vs. Denver)	3
	Jerome Bettis (11/30/97 at Arizona, OT)	3
	Bam Morris (11/19/95 at Cincinnati)	3
	Eric Pegram (11/5/95 at Chicago)	3
	Barry Foster (9/27/93 at Atlanta)	3
	Merril Hoge (10/29/90 vs. L.A. Rams)	3
	Eric Green (10/14/90 at Denver)	3
	Merril Hoge (11/26/89 at Miami)	3
	Walter Abercrombie (12/13/86 at N.Y. Jets)	3
	Weegie Thompson (11/2/86 vs. Green Bay)	3
	Louis Lipps (9/8/85 vs. Indianapolis)	3
	John Stallworth (11/25/84 vs. San Diego)	3
	John Stallworth (11/4/84 vs. Houston)	3
	Jim Smith (9/28/80 vs. Chicago)	3
	Franco Harris (11/25/79 vs. Cleveland)	3
	Rocky Bleier (12/5/76 vs. Tampa Bay)	3
	Steve Davis (9/22/74 at Denver)	3
	Franco Harris (10/29/72 at Buffalo)	3
	Earl Gros (12/21/69 vs. New Orleans)	3
	Roy Jefferson (11/3/68 at Atlanta)	3
	John Henry Johnson (10/10/64 at Cleveland)	3
	Buddy Dial (10/27/63 vs. Dallas)	3
	Jimmy Orr (12/13/58 vs. Chicago Cardinals)	3
	Tom Tracy (11/9/58 at Philadelphia)	3
	Lynn Chandonis (9/30/56 vs. Washington)	3

**Most Field Goals**

Career	
1. Gary Anderson (1982-94)	309
2. Jeff Reed (2002-10)	204
3. Chris Boswell (2015-21)	182
4. Roy Gerela (1971-78)	146
5. Shaun Suisham (2010-14)	124
6. Norm Johnson (1995-98)	105
7. Kris Brown (1999-2001)	87
8. Lou Michaels (1961-63)	62
9. Mike Clark (1964-67)	57
10. Matt Bahr (1979-80)	37

Season	
1. Chris Boswell (2021)	36
2. Chris Boswell (2017)	35
3. Norm Johnson (1995)	34
4. Gary Anderson (1985)	33
5. Shaun Suisham (2013)	30
6. Kris Brown (2001)	30
7. Chris Boswell (2019)	29
Chris Boswell (2015)	29
Shaun Suisham (2014)	29
Roy Gerela (1973)	29

Game	
1. Chris Boswell (12/18/16 at Cincinnati)	6
Jeff Reed (12/1/02 at Jacksonville)	6
Gary Anderson (10/23/88 vs. Denver)	6
4. Gary Anderson (11/10/85 at Kansas City)	5
Chris Boswell (10/22/17 vs. Cincinnati)	5
Kris Brown (10/22/00 vs. Cleveland)	5
Kris Brown (11/11/01 at Cleveland)	5
Norm Johnson (12/10/95 at Oakland)	5
Jeff Reed (1/2/05 at Buffalo)	5
10. 35 times, last time by Chris Boswell (1/3/22 vs. Cleveland)	4

**Most Field Goal Attempts**

Career	
1. Gary Anderson (1982-94)	395
2. Jeff Reed (2002-10)	249
3. Roy Gerela (1971-78)	227
4. Chris Boswell (2015-21)	206
5. Shaun Suisham (2010-14)	141
6. Norm Johnson (1995-98)	127
7. Lou Michaels (1961-63)	109
8. Kris Brown (1999-2001)	103
9. Mike Clark (1964-67)	98
10. Matt Bahr (1979-80)	58

Season	
1. Kris Brown (2001)	44
2. Roy Gerela (1973)	43
3. Gary Anderson (1985)	42
Lou Michaels (1962)	42
5. Norm Johnson (1995)	41
Roy Gerela (1972)	41
Lou Michaels (1963)	41
8. Chris Boswell (2021)	40
9. Chris Boswell (2017)	38
10. Gary Anderson (1988)	36
Gary Anderson (1992)	36

Game	
1. Lou Michaels (12/2/62 at St. Louis)	8
2. Chris Boswell (12/18/16 at Cincinnati)	6
Jeff Reed (12/1/02 at Jacksonville)	6
Kris Brown (12/9/01 vs. N.Y. Jets)	6
Kris Brown (11/11/01 at Cleveland)	6
Gary Anderson (10/23/88 vs. Denver)	6
Gary Anderson (9/6/84 at N.Y. Jets)	6
Roy Gerela (12/9/73 vs. Houston)	6
Roy Gerela (10/21/73 vs. N.Y. Jets)	6
Roy Gerela (11/7/71 vs. Cleveland)	6

**Longest Field Goals (50-Plus Yards)**

1. Chris Boswell (11/8/2020 at Dallas)	59
2. Chris Boswell (9/19/2021 vs. Las Vegas)	56
3. Kris Brown (10/14/01 at Kansas City)	55
Gary Anderson (11/25/84 vs. San Diego)	55
5. Chris Boswell (11/8/21 vs. Chicago)	54
Gary Anderson (12/8/91 at Houston)	54
7. Chris Boswell (12/5/21 vs. Baltimore)	53
Chris Boswell (11/26/17 vs. Green Bay)	53
Shaun Suisham (11/9/14 at N.Y. Jets)	53
Jeff Reed (11/8/10 at Cincinnati)	53
Jeff Reed (9/21/08 at Philadelphia)	53
Gary Anderson (10/21/84 at Indianapolis)	53
13. Chris Boswell (11/8/21 vs. Chicago)	52
Chris Boswell (10/17/21 vs. Seattle)	52
Chris Boswell (10/3/21 at Green Bay)	52
Chris Boswell (12/10/17 vs. Baltimore)	52
Shaun Suisham (10/11/12 at Tennessee)	52
Jeff Reed (9/12/10 vs. Atlanta)	52
Kris Brown (9/30/01 at Buffalo)	52
Kris Brown (11/12/00 vs. Philadelphia)	52

Norm Johnson (11/9/97 at Baltimore)	52
Gary Anderson (11/13/88 vs. Philadelphia)	52
Gary Anderson (11/22/87 at Cincinnati)	52
Gary Anderson (11/17/85 at Houston)	52
25. Chris Boswell (11/14/21 vs. Detroit)	51
Chris Boswell (11/3/19 vs. Indianapolis)	51
Chris Boswell (12/17/17 vs. New England)	51
Chris Boswell (12/6/15 vs. Indianapolis)	51
Chris Boswell (10/18/15 vs. Arizona)	51
Shaun Suisham (12/19/11 at San Francisco)	51
Jeff Reed (10/17/04 at Dallas)	51
Jeff Reed (9/26/04 at Miami)	51
Jeff Reed (9/14/03 at Kansas City)	51
Kris Brown (10/25/99 vs. Atlanta)	51
35. Chris Boswell (1/3/21 vs. Cleveland)	50
Chris Boswell (11/8/18 vs. Carolina)	50
Chris Boswell (11/16/17 vs. Tennessee)	50
Jeff Reed (12/3/06 vs. Tampa Bay)	50
Jeff Reed (12/1/02 at Jacksonville)	50
Norm Johnson (11/19/95 at Cincinnati)	50
Gary Anderson (11/6/94 at Houston)	50
Gary Anderson (9/13/87 vs. San Francisco)	50
Lou Michaels (9/15/63 at Philadelphia)	50

**Highest Field Goal Percentage**

Career (Min. 45 Att.)	
1. Chris Boswell (2015-2021)	88.3 (182-206)
2. Shaun Suisham (2010-14)	87.9 (124-141)
3. Norm Johnson (1995-98)	82.7 (105-127)
4. Jeff Reed (2002-10)	81.9 (204-249)
5. Gary Anderson (1982-94)	78.2 (309-395)
6. Kris Brown (1999-01)	77.7 (80-103)
7. Roy Gerela (1971-78)	64.3 (146-227)
8. Matt Bahr (1979-80)	63.8 (37-58)
9. Mike Clark (1964-67)	58.2 (57-98)
10. Lou Michaels (1961-63)	56.9 (62-109)

Season (Min. 15 Att.)	
1. Chris Boswell (2020)	95.0 (19-20)
2. Shaun Suisham (2013)	93.8 (30-32)
3. Chris Boswell (2019)	93.5 (29-31)
4. Shaun Suisham (2010)	93.3 (14-15)
Gary Anderson (1993)	93.3 (28-30)
6. Chris Boswell (2017)	92.1 (35-38)
7. Jeff Reed (2007)	92.0 (23-25)
8. Chris Boswell (2015)	90.6 (29-32)
Shaun Suisham (2014)	90.6 (29-32)
10. Shaun Suisham (2012)	90.3 (28-31)

**Most Consecutive Field Goals Made**

1. Chris Boswell (2019-20)	25
2. Shaun Suisham (2013-14)	24
3. Jeff Reed (2004-05)	22
4. Chris Boswell (2021)	20
5. Gary Anderson (1994)	19
Jeff Reed (2007-08)	19
7. Gary Anderson (1985)	18
8. Norm Johnson (1997)	17
Chris Boswell (2016-17)	17
10. Shaun Suisham (2012-13)	16
Chris Boswell (2017)	16

**Most Extra Points**

Career	
1. Gary Anderson (1982-94)	416
2. Jeff Reed (2002-10)	307
3. Roy Gerela (1971-78)	293
4. Chris Boswell (2015-21)	231
5. Shaun Suisham (2010-14)	173
6. Norm Johnson (1995-98)	137
7. Mike Clark (1964-67)	116
8. Kris Brown (1999-2001)	96
9. Lou Michaels (1961-63)	91
10. Matt Bahr (1979-80)	89

Season	
1. Matt Bahr (1979)	50
2. Shaun Suisham (2014)	45
Jeff Reed (2005)	45
Gary Anderson (1984)	45
5. Jeff Reed (2007)	44
Roy Gerela (1978)	44
Roy Gerela (1975)	44
8. Chris Boswell (2018)	43
9. Jeff Reed (2009)	43
Jeff Reed (2006)	41

Game	
1. Gary Kerkerian (11/30/52 vs. N.Y. Giants)	8
2. Chris Boswell (11/8/18 vs. Carolina)	7
Shaun Suisham (10/26/14 vs. Indianapolis)	7
Gary Anderson (11/25/84 vs. San Diego)	7
Paul Held (10/17/54 vs. Cleveland)	7
6. 13 times, last time by Jeff Reed (10/15/16 vs. Kansas City)	6

**Most Extra Point Attempts**

Career	
1. Gary Anderson (1982-94)	420
2. Jeff Reed (2002-10)	310
3. Roy Gerela (1971-78)	306
4. Chris Boswell (2015-21)	245
5. Shaun Suisham (2010-14)	173
6. Norm Johnson (1995-98)	137
7. Mike Clark (1964-67)	124
8. Kris Brown (1999-2001)	101
9. Lou Michaels (1961-63)	97
10. Matt Bahr (1979-80)	94
Season	
1. Matt Bahr (1979)	52
2. Chris Boswell (2018)	48
3. Roy Gerela (1975)	46
4. David Trout (1981)	46
5. Gary Anderson (1984)	45
6. Roy Gerela (1978)	45
7. Jeff Reed (2005)	45
8. Shaun Suisham (2014)	45
9. Jeff Reed (2007)	44
10. Roy Gerela (1976)	43
Game	
1. Gary Kerkorian (11/30/52 vs. N.Y. Giants)	8
2. Chris Boswell (11/8/18 vs. Carolina)	7
Shaun Suisham (10/26/14 vs. Indianapolis)	7
Gary Anderson (11/25/84 vs. San Diego)	7
Matt Bahr (10/7/79 at Cleveland)	7
6. 13 times, last time by Chris Boswell (10/7/18 vs. Atlanta)	6

**Most Consecutive Extra Points Made**

Career	
1. Gary Anderson (9/11/83 at Green Bay; 12/4/88 at Houston)	202
2. Jeff Reed (12/28/03 at Baltimore; 11/3/08 at Washington)	189
3. Shaun Suisham (11/21/10 vs. Oakland; 12/28/14 vs. Cincinnati)	173
4. Norm Johnson (9/3/95 vs. Detroit; 12/20/98 vs. Cincinnati)	137
5. Gary Anderson (12/4/88 at Houston; 9/6/92 at Houston)	98
6. Gary Anderson (9/20/92 at San Diego; 12/24/94 at San Diego)	87
7. Jeff Reed (11/3/08 at Washington; 11/14/10 vs. New England)	78
8. Mike Clark (1965-67)	71
9. Chris Boswell (11/29/15 at Seattle; 11/12/17 at Indianapolis)	67
10. Armand Niccolai (1934-41)	57

**STEELERS All-Time Rushing**

**Most Yards Rushing**

Career	
1. Franco Harris (1972-83)	11,950
2. Jerome Bettis (1996-2005)	10,571
3. Willie Parker (2004-09)	5,378
4. Le'Veon Bell (2013-17)	5,336
5. John Henry Johnson (1960-65)	4,381
6. Frank Pollard (1980-88)	3,989
7. Dick Hoak (1961-70)	3,965
8. Barry Foster (1990-94)	3,943
9. Rocky Bleier (1968, 1970-80)	3,865
10. Rashard Mendenhall (2008-12)	3,549
Season	
1. Barry Foster (1992)	1,690
2. Jerome Bettis (1997)	1,665
3. Willie Parker (2006)	1,494
4. Jerome Bettis (1996)	1,431
5. Le'Veon Bell (2014)	1,361
6. Jerome Bettis (2000)	1,341
7. Willie Parker (2007)	1,316
8. Le'Veon Bell (2017)	1,291
9. Rashard Mendenhall (2010)	1,273
10. Le'Veon Bell (2016)	1,268
Game	
1. Le'Veon Bell (12/11/16 at Buffalo)	236
2. Willie Parker (12/7/06 vs. Cleveland)	223
3. John Fuqua (12/20/70 at Philadelphia)	213
4. Willie Parker (11/12/06 vs. New Orleans)	218
5. Le'Veon Bell (11/17/14 at Tennessee)	204
6. John Henry Johnson (10/10/64 at Cleveland)	200
7. Barry Foster (9/13/92 vs. N.Y. Jets)	190
8. Najee Harris (1/3/21 vs. Cleveland)	188
9. Le'Veon Bell (12/7/14 at Cincinnati)	185
10. John Henry Johnson (12/11/60 vs. Philadelphia)	182

**Most 100-Yard Rushing Games**

Career	
1. Jerome Bettis (1996-2005)	50

2. Franco Harris (1972-83)	47
3. Willie Parker (2004-09)	25
4. Barry Foster (1990-94)	20
5. Le'Veon Bell (2013-17)	18
6. John Henry Johnson (1960-64)	15
7. James Conner (2017-20)	9
8. Rashard Mendenhall (2009-11)	8
9. John Fuqua (1970-73)	7
Ernest Jackson (1986-87)	7

Season	
1. Barry Foster (1992)	12
2. Jerome Bettis (1997)	10
Jerome Bettis (1996)	10
4. Willie Parker (2007)	8
Willie Parker (2006)	7
Jerome Bettis (2000)	7
Franco Harris (1972)	7
8. Le'Veon Bell (2016)	6
Jerome Bettis (1998)	6
Jerome Bettis (2004)	6
Franco Harris (1975)	6
Franco Harris (1976)	6

**Most Rushing Attempts**

Career	
1. Franco Harris (1972-83)	2,881
2. Jerome Bettis (1996-2005)	2,683
3. Willie Parker (2004-09)	1,253
4. Le'Veon Bell (2013-17)	1,229
5. Dick Hoak (1961-70)	1,132
6. John Henry Johnson (1960-65)	1,006
7. Frank Pollard (1980-88)	953
8. Rocky Bleier (1968, 1970-80)	928
9. Barry Foster (1990-94)	915
10. Fran Rogel (1950-57)	900
Season	
1. Barry Foster (1992)	390
2. Jerome Bettis (1997)	375
3. Jerome Bettis (2000)	355
4. Willie Parker (2006)	337
5. Rashard Mendenhall (2010)	324
6. Le'Veon Bell (2017)	321
Willie Parker (2007)	321
8. Jerome Bettis (1996)	320
9. Jerome Bettis (1998)	316
10. Franco Harris (1978)	310
Game	
1. Franco Harris (10/17/76 vs. Cincinnati)	41
2. Le'Veon Bell (12/11/16 at Buffalo)	38
3. Willie Parker (12/31/06 at Cincinnati)	37
Amos Zereoue (11/10/02 vs. Atlanta)	37
5. Rashard Mendenhall (11/28/10 at Buffalo)	36
Jerome Bettis (12/18/04 at N.Y. Giants)	36
Jerome Bettis (11/30/97 at Arizona)	36
8. Le'Veon Bell (10/22/17 vs. Cincinnati)	35
Le'Veon Bell (10/11/17 at Baltimore)	35
Rocky Bleier (10/26/75 at Green Bay)	35

**Most Rushing Touchdowns**

Career	
1. Franco Harris (1972-83)	91
2. Jerome Bettis (1996-2005)	78
3. Le'Veon Bell (2013-17)	35
Kordell Stewart (1995-02)	35
5. Terry Bradshaw (1970-83)	32
6. Rashard Mendenhall (2008-12)	29
7. Barry Foster (1990-94)	26
John Henry Johnson (1960-65)	26
9. Dick Hoak (1961-70)	25
10. Willie Parker (2004-09)	24
Season	
1. Franco Harris (1976)	14
Rashard Mendenhall (2010)	13
Willie Parker (2006)	13
Jerome Bettis (2004)	13
5. James Conner (2018)	12
6. DeAngelo Williams (2015)	11
Kordell Stewart (1997)	11
Jerome Bettis (1996)	11
Barry Foster (1992)	11
Franco Harris (1979)	11
Franco Harris (1977)	11
12. Franco Harris (1975)	10
Franco Harris (1972)	10
Game	
1. Le'Veon Bell (12/11/16 at Buffalo)	3
DeAngelo Williams (9/20/15 vs. San Francisco)	3
Willie Parker (9/7/08 vs. Houston)	3
Jerome Bettis (1/1/06 vs. Detroit)	3
Jerome Bettis (9/12/04 vs. Oakland)	3
Jerome Bettis (11/30/97 at Arizona)	3
Bam Morris (11/19/95 at Cincinnati)	3
Barry Foster (9/27/93 at Atlanta)	3

Merril Hoge (11/26/89 at Miami)	3
Rocky Bleier (12/5/76 at Tampa Bay)	3
Earl Gros (12/21/69 at New Orleans)	3
John Henry Johnson (10/10/64 at Cleveland)	3

**Highest Rushing Average**

**Career (Min. 1,500 Yards)**

1. Kordell Stewart (1995-2002)	5.2
2. Terry Bradshaw (1970-83)	5.1
3. John Henry Johnson (1960-65)	4.4
4. James Conner (2017-20)	4.3
Le'Veon Bell (2013-17)	4.3
Willie Parker (2004-09)	4.3
Barry Foster (1990-94)	4.3
Sidney Thornton (1977-82)	4.3
9. Frank Pollard (1980-88)	4.2
Franco Harris (1972-83)	4.2
John Fuqua (1970-76)	4.2
Rocky Bleier (1968, 1970-80)	4.2

**Season (Min. 115 Att.)**

1. Franco Harris (1972)	5.6
2. John Henry Johnson (1960)	5.3
3. Johnny Clement (1947)	5.2
4. Sidney Thornton (1979)	5.0
Frenchy Fuqua (1970)	5.0
6. Le'Veon Bell (2016)	4.9
Dick Hoak (1968)	4.9
8. Jerome Bettis (2001)	4.8
Franco Harris (1975)	4.8
Franco Harris (1974)	4.8
11. Le'Veon Bell (2014)	4.7
Willie Parker (2005)	4.7
Rocky Bleier (1976)	4.7

**STEELERS All-Time Yards from Scrimmage**

**Total Yards from Scrimmage**

**Career**

1. Franco Harris (1972-83)	14,234
2. Hines Ward (1998-11)	12,511
3. Jerome Bettis (1996-05)	11,377
4. Antonio Brown (2010-18)	11,326
5. John Stallworth (1974-87)	8,834
6. Le'Veon Bell (2013-17)	7,996
7. Heath Miller (2005-15) (TE)	6,577
8. Louis Lipps (1984-91)	6,406
9. Willie Parker (2004-09)	6,075
10. Lynn Swann (1974-82)	5,534

**Season**

1. Le'Veon Bell (2014)	2,215
2. Barry Foster (1992)	2,034
3. Le'Veon Bell (2017)	1,946
4. Le'Veon Bell (2016)	1,884
5. Antonio Brown (2015)	1,862
6. Jerome Bettis (1997)	1,775
7. Willie Parker (2006)	1,716
8. Antonio Brown (2014)	1,711
9. Najee Harris (2021)	1,667
10. Jerome Bettis (1996)	1,553

**STEELERS All-Time Passing**

**Most Yards Passing**

**Career**

1. Ben Roethlisberger (2004-21)	64,088
2. Terry Bradshaw (1970-83)	27,989
3. Kordell Stewart (1995-2002)	13,328
4. Neil O'Donnell (1990-95)	12,867
5. Bubby Brister (1986-92)	10,104
6. Bobby Layne (1958-62)	9,030
7. Jim Finks (1949-55)	8,622
8. Mark Malone (1980-87)	8,582
9. Tommy Maddox (2001-05)	7,139
10. Mike Tomczak (1993-99)	6,649

**Season**

1. Ben Roethlisberger (2018)	5,129
2. Ben Roethlisberger (2014)	4,952
3. Ben Roethlisberger (2009)	4,328
4. Ben Roethlisberger (2013)	4,261
5. Ben Roethlisberger (2017)	4,251
6. Ben Roethlisberger (2011)	4,077
7. Ben Roethlisberger (2015)	3,938
8. Ben Roethlisberger (2016)	3,819
9. Ben Roethlisberger (2020)	3,803
10. Ben Roethlisberger (2021)	3,740

**Game**

1. Ben Roethlisberger (10/26/14 vs. Indianapolis)	522
2. Ben Roethlisberger (12/10/17 vs. Baltimore)	506
3. Ben Roethlisberger (12/20/09 vs. Green Bay)	503
4. Tommy Maddox (11/10/02 vs. Atlanta)	473

5. Ben Roethlisberger (11/25/18 at Denver)	462
6. Ben Roethlisberger (11/29/15 at Seattle)	456
7. Ben Roethlisberger (9/16/18 vs. Kansas City)	452
8. Ben Roethlisberger (11/30/14 vs. New Orleans)	435
9. Ben Roethlisberger (11/5/06 vs. Denver)	433
10. Ben Roethlisberger (10/18/09 vs. Cleveland)	417
11. Bobby Layne (12/13/58 vs. Chicago Cards)	409
12. Ben Roethlisberger (11/13/16 vs. Dallas)	408
13. Ben Roethlisberger (9/22/13 vs. Chicago)	406
14. Ben Roethlisberger (11/3/13 at New England)	400
15. Ben Roethlisberger (11/22/2009 at Kansas City)	398
16. Ben Roethlisberger (11/14/2010 vs. New England)	387
17. Ben Roethlisberger (12/4/2005 vs. Cincinnati)	386
18. Ben Roethlisberger (9/23/2012 at Oakland)	384
19. Ben Roethlisberger (9/29/2013 at Minnesota)	383
20. Ben Roethlisberger (12/20/2015 vs. Denver)	380
Ben Roethlisberger (12/23/2018 at New Orleans)	380
Ben Roethlisberger (10/9/2016 vs. N.Y. Jets)	380

**Most 300-Yard Passing Games**

**Career**

1. Ben Roethlisberger (2004-21)	68
2. Tommy Maddox (2001-05)	6
Neil O'Donnell (1990-95)	6
4. Terry Bradshaw (1970-83)	4
5. Kordell Stewart (1995-02)	3
Mike Tomczak (1993-99)	3
Bubby Brister (1986-92)	3
Bobby Layne (1959-62)	3
Jim Finks (1949-55)	3
10. Mark Malone (1980-87)	2
Bill Nelsen (1963-67)	2

**Season**

1. Ben Roethlisberger (2014)	9
2. Ben Roethlisberger (2018)	8
Ben Roethlisberger (2015)	8
Ben Roethlisberger (2020)	5
Ben Roethlisberger (2013)	5
Ben Roethlisberger (2011)	5
Ben Roethlisberger (2009)	5
8. Ben Roethlisberger (2017)	4
Ben Roethlisberger (2016)	4
Tommy Maddox (2003)	4
Neil O'Donnell (1995)	4
12. Ben Roethlisberger (2012)	3
Ben Roethlisberger (2010)	3
Ben Roethlisberger (2008)	3
Terry Bradshaw (1979)	3

**Most Passing Attempts**

**Career**

1. Ben Roethlisberger (2004-21)	8,443
2. Terry Bradshaw (1970-83)	3,901
3. Kordell Stewart (1995-2002)	2,107
4. Neil O'Donnell (1990-95)	1,871
5. Bubby Brister (1986-92)	1,477
6. Jim Finks (1949-55)	1,382
7. Mark Malone (1980-87)	1,374
8. Bobby Layne (1958-62)	1,156
9. Tommy Maddox (2001-05)	1,036
10. Mike Tomczak (1993-99)	973

**Season**

1. Ben Roethlisberger (2018)	675
2. Ben Roethlisberger (2020)	608
Ben Roethlisberger (2014)	608
4. Ben Roethlisberger (2021)	605
5. Ben Roethlisberger (2013)	584
6. Ben Roethlisberger (2017)	561
7. Tommy Maddox (2003)	519
8. Ben Roethlisberger (2011)	513
9. Ben Roethlisberger (2016)	509
10. Ben Roethlisberger (2009)	506

**Game**

1. Ben Roethlisberger (12/10/17 vs. Baltimore)	66
2. Ben Roethlisberger (9/16/18 vs. Kansas City)	60
3. Ben Roethlisberger (9/26/21 vs. Cincinnati)	58
Ben Roethlisberger (11/30/14 vs. New Orleans)	58
5. Tommy Maddox (12/8/02 vs. Houston)	57
6. Ben Roethlisberger (11/25/18 at Denver)	56
7. Ben Roethlisberger (10/8/17 vs. Jacksonville)	55
Ben Roethlisberger (12/20/15 vs. Denver)	55
Ben Roethlisberger (11/29/15 at Seattle)	55
Neil O'Donnell (12/24/95 at Green Bay)	55
11. Ben Roethlisberger (11/5/06 vs. Denver)	54
12. Ben Roethlisberger (12/7/20 vs. Washington)	53
13. Neil O'Donnell (11/5/95 at Chicago)	52
Neil O'Donnell (10/19/95 vs. Cincinnati)	52
15. Ben Roethlisberger (12/2/20 vs. Baltimore)	51
Ben Roethlisberger (9/29/13 at Minnesota)	51
17. Mason Rudolph (11/14/2021 vs. Detroit)	50
Ben Roethlisberger (12/23/18 at New Orleans)	50
Ben Roethlisberger (10/30/11 vs. New England)	50



Joe Gilliam (9/22/74 at Denver) 50

**Most Passes Completed**

Career		
1. Ben Roethlisberger (2004-21)	5,440	
2. Terry Bradshaw (1970-83)	2,025	
3. Kordell Stewart (1995-2002)	1,190	
4. Neil O'Donnell (1990-95)	1,069	
5. Bubby Brister (1986-92)	776	
6. Mark Malone (1980-87)	690	
7. Jim Finks (1949-55)	661	
8. Tommy Maddox (2001-05)	603	
9. Bobby Layne (1958-62)	569	
10. Mike Tomczak (1993-99)	546	

**Season**

1. Ben Roethlisberger (2018)	452
2. Ben Roethlisberger (2014)	408
3. Ben Roethlisberger (2020)	399
4. Ben Roethlisberger (2021)	390
5. Ben Roethlisberger (2013)	375
6. Ben Roethlisberger (2017)	360
7. Ben Roethlisberger (2009)	337
8. Ben Roethlisberger (2016)	328
9. Ben Roethlisberger (2011)	324
10. Ben Roethlisberger (2015)	319

**Game**

1. Ben Roethlisberger (12/10/17 vs. Baltimore)	44
2. Ben Roethlisberger (11/25/18 at Denver)	41
3. Ben Roethlisberger (12/20/15 vs. Denver)	40
Ben Roethlisberger (10/26/14 vs. Indianapolis)	40
5. Ben Roethlisberger (9/16/18 vs. Kansas City)	39
6. Ben Roethlisberger (9/26/21 vs. Cincinnati)	38
Ben Roethlisberger (11/5/06 vs. Denver)	38
8. Ben Roethlisberger (11/13/16 vs. Dallas)	37
9. Ben Roethlisberger (12/2/20 vs. Baltimore)	36
Ben Roethlisberger (11/29/15 at Seattle)	36
Ben Roethlisberger (9/29/13 at Minnesota)	36
Ben Roethlisberger (9/23/12 at Oakland)	36
Ben Roethlisberger (10/30/11 vs. New England)	36
14. Ben Roethlisberger (12/27/20 vs. Indianapolis)	34
Ben Roethlisberger (10/19/16 vs. NY Jets)	34
Neil O'Donnell (11/5/95 at Chicago)	34
17. Ben Roethlisberger (12/7/20 vs. Washington)	33
Ben Roethlisberger (12/23/18 at New Orleans)	33
Ben Roethlisberger (11/26/17 vs. Green Bay)	33
Ben Roethlisberger (10/8/17 vs. Jacksonville)	33
Ben Roethlisberger (9/10/09 vs. Tennessee)	33
Neil O'Donnell (12/24/95 at Green Bay)	33

**Most Consecutive Passes Completed**

1. Ben Roethlisberger (11/13/16 vs. Dallas, 15; 11/20/16 at Cleveland, 1)	16
Ben Roethlisberger (11/26/07 vs. Miami)	15
Ben Roethlisberger (11/25/18 at Denver)	15
Bubby Brister (10/1/89 at Detroit)	15
5. Mike Tomczak (9/8/96 vs. Baltimore)	14
Ben Roethlisberger (12/8/13 vs. Miami, 2; 12/15/13 vs. Cincinnati, 12)	14
Ben Roethlisberger (9/28/14 vs. Tampa Bay)	14
Ben Roethlisberger (10/9/16 vs. N.Y. Jets)	14
9. Mike Tomczak (11/1/98 vs. Tennessee)	13
Ben Roethlisberger (10/7/07 vs. Seattle)	13
Ben Roethlisberger (10/11/09 at Detroit)	13
Ben Roethlisberger (10/5/14 at Jacksonville, 10; 10/12/14 at Cleveland, 3)	13
Ben Roethlisberger (10/2/16 vs. Kansas City)	13
Mason Rudolph (9/30/19 vs. Cincinnati, 4; 10/6/19 vs. Baltimore, 9)	13
Bill Nelson (12/18/66 at Atlanta, 11; 9/17/67 vs. Chicago, 2)	13

**Highest Completion Percentage**

**Career (Min. 500 Att.)**

1. Ben Roethlisberger (5,440-8,443, 2004-21)	64.4%
2. Tommy Maddox (603-1,036, 2001-05)	58.2%
3. Neil O'Donnell (1,069-1,871, 1990-95)	57.1%
4. Kordell Stewart (1,190-2,107, 1995-02)	56.5%
5. Mike Tomczak (546-973, 1993-99)	56.1%
6. Bubby Brister (776-1,477, 1986-92)	52.5%
7. Terry Bradshaw (2,025-3,901, 1970-83)	51.9%
8. Mark Malone (690-1,374, 1980-87)	50.2%
9. Bobby Layne (569-1,156, 1958-62)	49.2%
10. Jim Finks (661-1,382, 1949-55)	47.8%
Dick Shiner (245-513, 1968-69)	47.8%

**Season (Min. 250 Att.)**

1. Ben Roethlisberger (319-469, 2015)	68.0%
2. Ben Roethlisberger (408-608, 2014)	67.1%
3. Ben Roethlisberger (452-675, 2018)	67.0%
4. Ben Roethlisberger (337-506, 2009)	66.6%
5. Ben Roethlisberger (196-295, 2004)	66.4%
6. Ben Roethlisberger (399-608, 2020)	65.6%
7. Ben Roethlisberger (264-404, 2007)	65.3%
8. Ben Roethlisberger (390-605, 2021)	64.5%
9. Ben Roethlisberger (328-509, 2016)	64.4%
10. Ben Roethlisberger (360-561, 2017)	64.2%

Ben Roethlisberger (375-584, 2013) 64.2%

**Game (Min. 20 Att.)**

1. Ben Roethlisberger (22-25, 11/8/18 vs. Carolina)	88.0%
2. Ben Roethlisberger (25-29, 12/9/18 vs. Oakland)	86.2%
3. Mason Rudolph (24-28, 9/30/19 vs. Cincinnati)	85.7%
Ben Roethlisberger (18-21, 11/26/07 vs. Miami)	85.7%
5. Landry Jones (23-27, 12/31/17 vs. Cleveland)	85.2%
6. Kordell Stewart (22-26, 11/24/02 vs. Cincinnati)	84.6%
7. Ben Roethlisberger (21-25, 10/17/04 at Dallas)	84.0%
Neil O'Donnell (21-25, 9/19/93 vs. Cincinnati)	84.0%
9. Ben Roethlisberger (20-24, 9/27/15 at St. Louis)	83.3%
10. Ben Roethlisberger (18-22, 10/7/07 vs. Seattle)	81.8%
Mark Malone (18-22, 11/25/84 vs. San Diego)	81.8%
12. Ben Roethlisberger (40-49, 10/26/14 vs. Indianapolis)	81.6%
13. Mike Tomczak (22-27, 10/27/1996 at Atlanta)	81.5%
Ben Roethlisberger (40-49, 10/2/16 vs. Kansas City)	81.5%
15. Ben Roethlisberger (37-46, 11/13/2016 vs. Dallas)	80.4%
16. Ben Roethlisberger (20-25, 12/15/2013 vs. Cincinnati)	80.0%
Ben Roethlisberger (16-20, 12/20/2007 at St. Louis Rams)	80.0%
18. Ben Roethlisberger (27-34, 10/11/2020 vs. Philadelphia)	79.4%
19. Ben Roethlisberger (30-38, 9/24/2018 at Tampa Bay)	78.9%
20. Ben Roethlisberger (26-33, 10/4/2009 vs. San Diego)	78.8%

**Most Touchdown Passes**

**Career**

1. Ben Roethlisberger (2004-21)	418
2. Terry Bradshaw (1970-83)	212
3. Kordell Stewart (1995-02)	70
4. Neil O'Donnell (1990-95)	68
5. Bobby Layne (1958-62)	66
6. Jim Finks (1949-55)	55
7. Mark Malone (1980-87)	54
8. Bubby Brister (1986-92)	51
9. Tommy Maddox (2001-05)	42
10. Ed Brown (1962-65)	38

**Seasons**

1. Ben Roethlisberger (2018)	34
2. Ben Roethlisberger (2020)	33
3. Ben Roethlisberger (2014)	32
Ben Roethlisberger (2007)	32
5. Ben Roethlisberger (2016)	29
6. Ben Roethlisberger (2017)	28
Ben Roethlisberger (2013)	28
Terry Bradshaw (1978)	28
9. Ben Roethlisberger (2012)	26
Ben Roethlisberger (2009)	26
Terry Bradshaw (1979)	26

**Game**

1. Ben Roethlisberger (11/2/14 vs. Baltimore)	6
Ben Roethlisberger (10/26/14 vs. Indianapolis)	6
3. Ben Roethlisberger (11/8/18 vs. Carolina)	5
Ben Roethlisberger (10/2/16 vs. Kansas City)	5
Ben Roethlisberger (10/9/11 vs. Tennessee)	5
Ben Roethlisberger (11/5/07 vs. Baltimore)	5
Mark Malone (9/8/85 vs. Indianapolis)	5
Terry Bradshaw (11/15/81 at Atlanta)	5
9. Ben Roethlisberger (11/15/20 vs. Cincinnati)	4
Ben Roethlisberger (11/26/17 vs. Green Bay)	4
Ben Roethlisberger (11/16/17 vs. Tennessee)	4
Ben Roethlisberger (10/9/16 vs. NY Jets)	4
Ben Roethlisberger (12/6/15 vs. Indianapolis)	4
Ben Roethlisberger (11/17/13 vs. Detroit)	4
Ben Roethlisberger (11/3/13 at New England)	4
Ben Roethlisberger (9/23/12 at Oakland)	4
Ben Roethlisberger (10/21/07 at Denver)	4
Ben Roethlisberger (9/9/07 at Cleveland)	4
Tommy Maddox (11/10/02 vs. Atlanta)	4
Bubby Brister (12/23/90 vs. Cleveland)	4
Bubby Brister (10/29/90 vs. L.A. Rams)	4
Bubby Brister (10/14/90 at Denver)	4
Mark Malone (11/25/84 vs. San Diego)	4
Terry Bradshaw (9/28/80 vs. Chicago)	4
Terry Bradshaw (11/4/79 vs. Washington)	4
Dick Shiner (11/24/68 vs. San Francisco)	4
Ed Brown (10/27/63 vs. Dallas)	4
Bobby Layne (12/10/61 at Washington)	4
Bobby Layne (9/24/60 at Dallas)	4
Bobby Layne (12/13/59 vs. Chicago Cardinals)	4
Bobby Layne (11/29/59 vs. Philadelphia)	4
Bobby Layne (11/9/58 at Philadelphia)	4
Jim Finks (10/17/54 vs. Cleveland)	4
Jim Finks (11/30/52 vs. N.Y. Giants)	4
Jim Finks (11/16/52 at Cleveland)	4

**Most Passes Had Intercepted**

Career	
1. Ben Roethlisberger (2004-21)	211
2. Terry Bradshaw (1970-83)	210
3. Jim Finks (1949-55)	88
4. Bobby Layne (1958-62)	81
5. Kordell Stewart (1995-2002)	72
6. Mark Malone (1980-87)	68
7. Bubby Prister (1986-92)	57
8. Ed Brown (1962-65)	50
9. Mike Tomczak (1993-99)	43
10. Tommy Maddox (2001-05)	40

Season	
1. Jim Finks (1955)	26
2. Terry Bradshaw (1979)	25
3. Terry Bradshaw (1970)	24
4. Ben Roethlisberger (2006)	23
5. Terry Bradshaw (1980)	22
6. Terry Bradshaw (1971)	22
7. Bobby Layne (1959)	21
8. Cliff Stoudt (1983)	21
9. Terry Bradshaw (1978)	20
10. Ed Brown (1963)	20
Johnny Gillea (1935)	20

Game	
1. Tommy Wade (12/12/65 vs. Philadelphia)	7
2. Ben Roethlisberger (10/8/17 vs. Jacksonville)	5
3. Mark Malone (9/20/87 at Cleveland)	5
4. Terry Bradshaw (11/18/79 at San Diego)	5
5. Terry Bradshaw (10/30/77 at Baltimore)	5
6. Dick Shiner (11/24/68 vs. San Francisco)	5
7. Dick Shiner (11/17/68 vs. Cleveland)	5
8. John Gillea (12/11/35 at Boston)	5
9. 31 times, last time by Devlin Hodges (12/15/19 vs. Buffalo)	4

**Highest Passer Rating**

Career (Min. 800 Att.)	
1. Ben Roethlisberger (2004-21)	93.5
2. Neil O'Donnell (1990-95)	81.8
3. Tommy Maddox (2001-05)	76.7
4. Kordell Stewart (1995-2002)	72.3
5. Mike Tomczak (1993-99)	71.6
6. Terry Bradshaw (1970-83)	70.9
7. Bubby Brister (1986-92)	69.8
8. Bobby Layne (1958-62)	65.5
9. Mark Malone (1980-87)	62.4
10. Jim Finks (1949-55)	54.7

Season (Min. 20 Att./Game)	
1. Bill Nelsen (1966)	107.8
2. Ben Roethlisberger (2007)	104.1
3. Ben Roethlisberger (2014)	103.3
4. Ben Roethlisberger (2009)	100.5
5. Ben Roethlisberger (2005)	98.6
6. Ben Roethlisberger (2004)	98.1
7. Ben Roethlisberger (2012)	97.0
8. Ben Roethlisberger (2010)	97.0
9. Ben Roethlisberger (2018)	96.5
10. Ben Roethlisberger (2016)	95.4

Game (Min. 20 Att./Game)	
1. Ben Roethlisberger (22-25, 328, 5 TD, 0 INT; 11/8/2018 vs. Carolina)	158.3
2. Ben Roethlisberger (16-20, 261, 3 TD, 0 INT; 12/20/2007 at St. Louis Rams)	158.3
3. Bubby Brister (21-28, 353, 4 TD, 0 INT; 10/14/1990 at Denver)	156.3
4. Ben Roethlisberger (21-27, 369, 3 TD, 0 INT; 9/20/2015 vs. San Francisco)	155.8
5. Mark Malone (18-22, 253, 4 TD, 0 INT; 11/25/1984 vs. San Diego)	154.2
6. Ben Roethlisberger (22-27, 300, 5 TD, 0 INT; 10/2/2016 vs. Kansas City)	152.5
7. Ben Roethlisberger (40-49, 522, 6 TD, 0 INT; 10/26/2014 vs. Indianapolis)	150.6
8. Neil O'Donnell (24-31, 377, 3 TD, 0 INT; 11/19/1995 at Cincinnati)	149.5
9. Ben Roethlisberger (16-22, 238, 3 TD, 0 INT; 10/22/2006 at Atlanta)	147.3
10. Ben Roethlisberger (14-20, 221, 3 TD, 0 INT; 11/24/2016 at Indianapolis)	146.0

**STEELERS All-Time Receiving**

**Most Receptions**

Career	
1. Hines Ward (1998-2011)	1,000
2. Antonio Brown (2010-18)	837
3. Heath Miller (2005-15) (TE)	592
4. John Stallworth (1974-87)	537
5. Louis Lipps (1984-91)	358
6. Lynn Swann (1974-82)	336
7. Elbie Nickel (1947-57) (TE)	329

8. JuJu Smith-Schuster (2017-21)	323
9. Le'Veon Bell (2013-17) (RB)	312
10. Franco Harris (1972-83) (RB)	306

Season	
1. Antonio Brown (2015)	136
2. Antonio Brown (2014)	129
3. Hines Ward (2002)	112
4. JuJu Smith-Schuster (2018)	111
5. Antonio Brown (2013)	110
6. Diontae Johnson (2021)	107
7. Antonio Brown (2016)	106
8. Antonio Brown (2018)	104
9. Antonio Brown (2017)	101
10. JuJu Smith-Schuster (2020)	97

Game	
1. Antonio Brown (11/8/15 vs. Oakland)	17
2. Antonio Brown (12/20/15 vs. Denver)	16
3. Najee Harris (9/26/21 vs. Cincinnati) (RB)	14
4. Antonio Brown (12/23/18 at New Orleans)	14
5. Antonio Brown (11/13/16 vs. Dallas)	14
6. Courtney Hawkins (11/19/98 vs. Tennessee)	14
7. Jaylen Samuels (11/3/19 vs. Indianapolis) (RB)	13
8. JuJu Smith-Schuster (11/25/18 at Denver)	13
9. JuJu Smith-Schuster (9/16/18 vs. Kansas City)	13
10. Antonio Brown (1/3/16 at Cleveland)	13
11. Hines Ward (11/30/03 vs. Cincinnati)	13
12. Diontae Johnson (1/22/20 at Jacksonville)	12
13. Le'Veon Bell (11/26/17 vs. Green Bay) (RB)	12
14. Antonio Brown (9/25/16 at Philadelphia)	12
15. Antonio Brown (9/29/13 at Minnesota)	12
16. J.R. Wilburn (10/22/67 at Dallas)	12
17. JuJu Smith-Schuster (12/23/18 at New Orleans)	11
18. Antonio Brown (12/10/17 vs. Baltimore)	11
19. Antonio Brown (9/10/17 vs. Cleveland)	11
20. Antonio Brown (9/27/15 at St. Louis)	11
21. Antonio Brown (11/2/14 vs. Baltimore)	11
22. Hines Ward (11/16/08 vs. San Diego)	11
23. Hines Ward (12/2/07 vs. Cincinnati)	11
24. Hines Ward (11/10/02 vs. Atlanta)	11
25. Yancey Thigpen (10/26/97 vs. Jacksonville)	11
26. John Stallworth (9/30/85 vs. Cincinnati)	11
27. Franco Harris (9/19/82 vs. Cincinnati) (RB)	11
28. Roy Jefferson (11/3/68 at Atlanta)	11
29. Jesse James (12/10/17 vs. Baltimore) (TE)	10
30. Antonio Brown (11/26/17 vs. Green Bay)	10
31. Antonio Brown (11/16/17 vs. Tennessee)	10
32. Le'Veon Bell (10/8/17 vs. Jacksonville) (RB)	10
33. Antonio Brown (10/8/17 vs. Jacksonville)	10
34. Antonio Brown (9/24/17 at Chicago)	10
35. Antonio Brown (12/25/16 vs. Baltimore)	10
36. Le'Veon Bell (10/23/16 vs. New England) (RB)	10
37. Martavis Bryant (12/20/15 vs. Denver)	10
38. Heath Miller (12/13/15 at Cincinnati) (TE)	10
39. Antonio Brown (11/15/15 vs. Cleveland)	10
40. Heath Miller (11/11/15 vs. Cincinnati) (TE)	10
41. Antonio Brown (12/14/14 at Atlanta)	10
42. Antonio Brown (10/26/14 vs. Indianapolis)	10
43. Heath Miller (9/28/14 vs. Tampa Bay) (TE)	10
44. Antonio Brown (9/21/14 at Carolina)	10
45. Hines Ward (11/22/09 at Kansas City)	10
46. Hines Ward (11/17/02 at Tennessee)	10
47. Hines Ward (12/9/01 vs. N.Y. Jets)	10
48. Yancey Thigpen (9/24/95 vs. Minnesota)	10
49. Yancey Thigpen (11/5/95 at Chicago)	10
50. Andre Hastings (9/18/95 at Miami)	10
51. Dick Compton (10/7/67 at Cleveland)	10
52. Elbie Nickel (12/14/52 at Los Angeles) (TE)	10
53. Val Jansante (10/30/49 vs. Philadelphia)	10

**Most Yards Receiving**

Career	
1. Hines Ward (1998-2011)	12,083
2. Antonio Brown (2010-18)	11,207
3. John Stallworth (1974-87)	8,723
4. Heath Miller (2005-15) (TE)	6,569
5. Louis Lipps (1984-91)	6,018
6. Lynn Swann (1974-82)	5,462
7. Elbie Nickel (1947-57) (TE)	5,131
8. Buddy Dial (1959-63)	4,723
9. Plaxico Burress (2000-04, 12-13)	4,216
10. Mike Wallace (2009-12)	4,042

Season	
1. Antonio Brown (2015)	1,834
2. Antonio Brown (2014)	1,698
3. Antonio Brown (2017)	1,583
4. Antonio Brown (2013)	1,499
5. JuJu Smith-Schuster (2018)	1,426
6. Yancey Thigpen (1997)	1,398
7. John Stallworth (1984)	1,395
8. Hines Ward (2002)	1,329
9. Plaxico Burress (2002)	1,325
10. Yancey Thigpen (1995)	1,307

Game		
1.	Antonio Brown (11/8/15 vs. Oakland)	284
2.	Plaxico Burress (11/10/02 vs. Atlanta)	253
3.	Buddy Dial (10/22/61 vs. Cleveland)	235
4.	Antonio Brown (12/10/17 vs. Baltimore)	213
5.	Jimmy Orr (12/13/58 vs. Chicago Cardinals)	205
6.	Elbie Nickel (12/14/52 at L.A. Rams) (TE)	202
7.	Markus Wheaton (11/29/15 at Seattle)	201
8.	Roy Jefferson (11/3/68 at Atlanta)	199
9.	Antonio Brown (9/22/13 vs. Chicago)	196
	Yancey Thigpen (10/26/97 vs. Jacksonville)	196
11.	Antonio Brown (9/20/2015 vs. San Francisco)	195
12.	JuJu Smith-Schuster (10/29/2017 at Detroit)	193
13.	Jeff Graham (12/19/1993 vs. Houston Oilers)	192
	Lynn Swann (12/2/1979 vs. Cincinnati)	192
15.	JuJu Smith-Schuster (11/25/2018 at Denver)	189
	Antonio Brown (12/20/2015 vs. Denver)	189
17.	Antonio Brown (1/3/2016 at Cleveland)	187
18.	Antonio Brown (12/23/2018 at New Orleans)	185
19.	Louis Lipps (9/2/1984 vs. Kansas City)	183
20.	Antonio Brown (9/10/2017 at Cleveland)	182

**Most 100-Yard Receiving Games**

Career		
1.	Antonio Brown (2010-18)	42
2.	Hines Ward (1998-11)	29
3.	John Stallworth (1974-87)	25
4.	Buddy Dial (1959-63)	18
5.	Louis Lipps (1984-91)	16
6.	Mike Wallace (2009-12)	14
7.	Roy Jefferson (1965-69)	13
8.	JuJu Smith-Schuster (2017-21)	12
	Plaxico Burress (2000-04, 12-13)	12
10.	Lynn Swann (1974-82)	11
	Gary Ballman (1962-66)	11

Season		
1.	Antonio Brown (2015)	9
2.	JuJu Smith-Schuster (2018)	8
	Antonio Brown (2017)	8
	Antonio Brown (2014)	8
5.	Mike Wallace (2010)	7
	John Stallworth (1984)	7
7.	Yancey Thigpen (1997)	6
	Buddy Dial (1963)	6
9.	Antonio Brown (2018)	5
	Antonio Brown (2013)	5
	Hines Ward (2009)	5
	Louis Lipps (1989)	5
	Roy Jefferson (1969)	5
	Jimmy Orr (1958)	5
15.	Antonio Brown (2016)	4
	Mike Wallace (2011)	4
	Hines Ward (2010)	4
	Hines Ward (2008)	4
	Hines Ward (2005)	4
	Hines Ward (2002)	4
	Plaxico Burress (2002)	4
	Plaxico Burress (2001)	4
	Charles Johnson (1996)	4
	Yancey Thigpen (1995)	4
	Louis Lipps (1985)	4
	John Stallworth (1981)	4
	Theo Bell (1980)	4
	Roy Jefferson (1968)	4
	Buddy Dial (1962)	4
	Buddy Dial (1961)	4

**Most Touchdowns Receiving**

Career		
1.	Hines Ward (1998-2011)	85
2.	Antonio Brown (2010-18)	74
3.	John Stallworth (1974-87)	73
4.	Lynn Swann (1974-82)	51
5.	Heath Miller (2005-15) (TE)	45
6.	Buddy Dial (1959-63)	42
7.	Louis Lipps (1984-91)	39
8.	Elbie Nickel (1947-57) (TE)	37
9.	Ray Mathews (1951-59)	34
10.	Mike Wallace (2009-12)	32

Season		
1.	Antonio Brown (2018)	15
2.	Antonio Brown (2014)	13
3.	Antonio Brown (2016)	12
	Hines Ward (2002)	12
	Louis Lipps (1985)	12
	Buddy Dial (1961)	12
7.	Hines Ward (2005)	11
	John Stallworth (1984)	11
	Lynn Swann (1978)	11
	Lynn Swann (1975)	11
	Roy Jefferson (1968)	11

Game		
1.	Roy Jefferson (11/3/1968 at Atlanta)	4

2.	Chase Claypool (10/11/2020 vs. Philadelphia)	3
	Antonio Brown (11/16/2017 vs. Tennessee)	3
	Antonio Brown (11/24/2016 at Indianapolis)	3
	Jerricho Cotchery (11/3/2013 at New England)	3
	Hines Ward (10/22/2006 at Atlanta)	3
	Charles Johnson (11/1/1998 vs. Tennessee)	3
	Yancey Thigpen (12/7/1997 vs. Denver)	3
	Eric Green (10/14/1990 at Denver) (TE)	3
	Weegie Thompson (11/2/1986 vs. Green Bay)	3
	Louis Lipps (9/8/1985 vs. Indianapolis)	3
	John Stallworth (11/25/1984 vs. San Diego)	3
	John Stallworth (11/4/1984 vs. Houston)	3
	Jim Smith (9/28/1980 vs. Chicago)	3
	Buddy Dial (10/27/1963 vs. Dallas)	3
	Jimmy Orr (12/13/1958 vs. Chicago Cardinals)	3
	Tom Tracy (11/9/1958 at Philadelphia)	3
	Ray Mathews (10/17/1954 vs. Cleveland)	3

**Most Consecutive Games Played with at Least One Reception**

1.	Hines Ward (11/9/1998 vs. Green Bay, 11/9/2010 at Cincinnati)	186
2.	Antonio Brown (10/3/2010 vs. Baltimore; 12/23/2018 at New Orleans)	128
3.	Heath Miller (11/20/2008 vs. Cincinnati; 10/18/2015 vs. Arizona)	103
4.	Elbie Nickel (10/14/1951 vs. San Francisco; 12/22/1957 at Chicago Cardinals)	68
5.	John Stallworth (10/9/1977 at Houston; 12/5/1982 vs. Kansas City)	67
6.	JuJu Smith-Schuster (9/17/1917 vs. Minnesota; 10/03/2021 at Green Bay)	61
7.	Santonio Holmes (9/7/2006 vs. Miami; 1/3/2010 at Miami)	60
8.	Plaxico Burress (9/9/2001 at Jacksonville; 12/26/2004 vs. Baltimore)	59
9.	Buddy Dial (10/25/1959 vs. New York Giants; 12/15/1963 at New York Giants)	57
10.	Mike Wallace (12/6/2009 vs. Oakland; 12/23/2012 vs. Cincinnati)	52

**STEELERS All-Time Punting**

**Most Punts**

Career		
1.	Bobby Walden (1968-77)	711
2.	Josh Miller (1996-2003)	572
3.	Craig Colquitt (1978-81, 1983-84)	429
4.	Jordan Berry (2015-20)	385
5.	Harry Newsome (1985-89)	375
6.	Mark Royals (1992-94)	259
7.	Pat Brady (1952-54)	223
8.	Daniel Sepulveda (2007-11)	221
9.	Chris Gardocki (2004-06)	199
10.	Joe Geri (1949-51)	171

Season		
1.	Mark Royals (1994)	97
2.	Josh Miller (2000)	90
3.	Mark Royals (1993)	89
4.	Harry Newsome (1986)	86
5.	Josh Miller (2003)	84
	Josh Miller (1999)	84
	Craig Colquitt (1981)	84
8.	Harry Newsome (1989)	82
9.	Josh Miller (1998)	81
10.	Craig Colquitt (1983)	80
	Pat Brady (1953)	80

Game		
1.	Josh Miller (10/15/00 vs. Cincinnati)	12
2.	Mark Royals (11/6/94 at Houston)	11
	Mark Royals (12/5/93 vs. New England)	11
4.	Harry Newsome (11/9/86 at Buffalo)	10
	Harry Newsome (9/16/85 at Cleveland)	10
6.	18 times, last time by Jordan Berry (11/10/19 vs. L.A. Rams)	9

**Highest Punting Average**

Career (Min. 100 Punts)		
1.	Bobby Joe Green (1960-61)	45.7
2.	Pat Brady (1952-54)	44.5
3.	Jordan Berry (2015-20)	44.4
4.	Frank Lambert (1965-66)	43.9
5.	Daniel Sepulveda (2007-11)	43.7
6.	Josh Miller (1996-2003)	42.9
7.	Harry Newsome (1985-89)	42.8
8.	Chris Gardocki (2004-06)	42.1
9.	Mark Royals (1992-94)	41.7
10.	Bobby Walden (1968-77)	41.4

Season (Min. 50 Punts)		
1.	Harry Newsome (1988)	50.0
2.	Bobby Joe Green (1961)	47.0
3.	Pat Brady (1953)	46.9
4.	Jordan Berry (2020)	45.8
5.	Frank Lambert (1965)	45.7



6.	Jordan Berry (2016)	45.6
7.	Jordan Berry (2019)	45.5
	Daniel Sepulveda (2010)	45.5
9.	Bobby Walden (1970)	45.2
	Josh Miller (1999)	45.2
	Bobby Walden (1972)	45.2

**Longest Punt**

1.	Joe Geri (11/20/49 at Green Bay)	82
2.	Jordan Berry (10/18/15 vs. Arizona)	79
	Drew Butler (12/9/12 vs. San Diego)	79
4.	Josh Miller (12/2/99 at Jacksonville)	75
	Bobby Joe Green (1960)	75
6.	Brad Wing (12/7/14 at Cincinnati)	74
	Craig Colquhitt (12/7/81 at Oakland)	74
	Bob Cifers (1947)	74
9.	Josh Miller (9/20/98 at Miami)	73
10.	Josh Miller (11/30/03 vs. Cincinnati)	72
	Josh Miller (10/26/97 vs. Jacksonville)	72

**STEELERS All-Time Punt Returns**

**Most Punt Returns**

<b>Career</b>		
1.	Rod Woodson (1987-96)	257
2.	Antonio Brown (2010-18)	186
3.	Antwaan Randle El (2002-05, 10)	182
4.	Theo Bell (1976, 1978-80)	139
5.	Louis Lipps (1984-91)	107
6.	Glen Edwards (1971-77)	99
7.	Jim Smith (1977-82)	97
8.	Andre Hastings (1993-96)	88
9.	Hank Poteat (2000-02)	74
10.	Rick Woods (1982-86)	70

<b>Season</b>		
1.	Louis Lipps (1984)	53
2.	Andre Hastings (1995)	48
3.	Antwaan Randle El (2003)	45
	Theo Bell (1979)	45
5.	Antwaan Randle El (2005)	44
6.	Paul Skansi (1983)	43
7.	Antwaan Randle El (2004)	42
	Rod Woodson (1993)	42
9.	Lynn Swann (1974)	41
10.	Rod Woodson (1994)	39
	Theo Bell (1976)	39

<b>Game</b>		
1.	Theo Bell (12/16/1979 vs. Buffalo)	10
2.	Andre Hastings (11/13/1995 vs. Cleveland)	9
3.	Jim Smith (9/9/1979 vs. Houston)	8
	Willie Sydner (12/26/1982 vs. New England)	8
	Paul Skansi (10/30/1983 vs. Tampa Bay)	8
6.	Jon Staggers (9/26/1971 vs. Cincinnati)	7
	Lynn Swann (10/28/1974 vs. Atlanta)	7
	Antwaan Randle El (11/21/2004 at Cincinnati)	7
	Antonio Brown (11/21/2010 vs. Oakland)	7
10.	27 times, last time by Ray-Ray McCloud (11/14/2021 vs. Detroit)	6

**Most Yards Punt Returns**

<b>Career</b>		
1.	Rod Woodson (1987-96)	2,362
2.	Antonio Brown (2010-18)	1,759
3.	Antwaan Randle El (2002-05, 10)	1,650
4.	Theo Bell (1976, 1978-80)	1,259
5.	Louis Lipps (1984-91)	1,212
6.	Glen Edwards (1971-77)	941
7.	Bill Dudley (1942, 1945-46)	838
8.	Ray Mathews (1951-59)	779
9.	Hank Poteat (2000-02)	744
10.	Lynn Swann (1974-82)	739

<b>Season</b>		
1.	Louis Lipps (1984)	656
2.	Lynn Swann (1974)	577
3.	Antwaan Randle El (2003)	542
4.	Andre Hastings (1995)	474
5.	Antwaan Randle El (2005)	448
6.	Louis Lipps (1985)	437
7.	Walt Slater (1947)	435
8.	Hank Poteat (2000)	423
9.	Antonio Brown (2013)	409
10.	Rod Woodson (1990)	398

<b>Game</b>		
1.	Antwaan Randle El (12/7/2003 vs. Oakland)	132
2.	Andre Hastings (11/13/1995 vs. Cleveland)	131
3.	Louis Lipps (11/19/1984 at Kansas City)	128
	Louis Lipps (11/10/1985 at New Orleans)	128
5.	Lynn Swann (12/14/1974 vs. Cincinnati)	112
6.	Antwaan Randle El (11/28/2004 vs. Washington)	111
7.	Lynn Swann (11/25/1974 at New Orleans)	106
8.	Theo Bell (12/16/1979 vs. Buffalo)	105
9.	Lynn Swann (10/28/1974 vs. Atlanta)	102

10.	Paul Skansi (10/30/1983 vs. Tampa Bay)	100
-----	--	-----

**Most Touchdowns Punt Returns**

<b>Career</b>		
1.	Antonio Brown (2010-18)	4
	Antwaan Randle El (2002-05, 10)	4
3.	Louis Lipps (1984-91)	3
	Ray Mathews (1951-59)	3
5.	Rod Woodson (1987-96)	2
6.	12 times, last time by Dontae Johnson (12/8/19 at Arizona)	1

<b>Season</b>		
1.	Antwaan Randle El (2005)	2
	Antwaan Randle El (2003)	2
	Louis Lipps (1985)	2
	Ray Mathews (1952)	2
5.	20 times, last time by Dontae Johnson (12/8/2019 at Arizona)	1

<b>Game</b>		
1.	27 times, last time by Dontae Johnson (12/8/2019 at Arizona)	1

**Highest Punt Return Average**

<b>Career (Min. 75 Ret.)</b>		
1.	Louis Lipps (1984-91)	11.3
2.	Hank Poteat (2000-02)	10.4
3.	Antonio Brown (2010-18)	9.5
	Glen Edwards (1971-77)	9.5
5.	Rod Woodson (1987-96)	9.2
6.	Antwaan Randle El (2002-05, 2010)	9.1
	Theo Bell (1976, 1978-80)	9.1
8.	Andre Hastings (1993-96)	8.4
9.	Jim Smith (1977-82)	7.5

<b>Season (Min. 1.25 Ret./Gm.)</b>		
1.	Art Jones (1941)	16.6
2.	Bobby Gage (1949)	15.9
3.	Walt Slater (1947)	15.5
4.	Ray Mathews (1951)	15.4
5.	Ray Mathews (1952)	15.3
6.	Bill Dudley (1946)	14.3
7.	Lynn Swann (1974)	14.1
8.	Bill Dudley (1942)	13.6
9.	Hank Poteat (2000)	13.0
10.	Buss Warren (1945)	12.9

<b>Game (Min. 3 Ret.)</b>		
1.	Lynn Swann (3-112; 12/14/1974 vs. Cincinnati)	37.3
2.	Louis Lipps (4-128; 11/19/1984 at New Orleans)	32.0
3.	Ray-Ray McCloud (3-83; 10/25/2020 at Tennessee)	27.7
	Andre Hastings (3-83; 9/10/1995 at Houston Oilers)	27.7
5.	Antwaan Randle El (5-132; 12/7/2003 vs. Oakland)	26.4
6.	Santonio Holmes (3-78; 12/17/2006 at Carolina)	26.3
7.	Emmanuel Sanders (3-76; 11/4/2012 at N.Y. Giants)	26.0
8.	Antwaan Randle El (4-92; 10/26/2003 vs. St. Louis Rams)	25.3
9.	Antonio Brown (3-65; 12/4/2011 vs. Cincinnati)	23.5
10.	Antwaan Randle El (3-64; 11/9/2003 vs. Arizona)	23.0
	Louis Lipps (6-128; 11/10/1985 at Kansas City)	23.0

**STEELERS All-Time Kickoff Returns**

**Most Kickoff Returns**

<b>Career</b>		
1.	Rod Woodson (1987-96)	220
2.	Larry Anderson (1978-81)	122
3.	Dwight Stone (1987-94)	109
4.	Lynn Chandnois (1950-56)	92
5.	Antwaan Randle El (2002-05, 10)	78
	Will Blackwell (1997-01)	78
7.	Ernie Mills (1991-96)	76
8.	Gary Ballman (1962-66)	64
9.	Ray-Ray McCloud III (2020-21)	63
10.	Ike Taylor (2003-14)	55
	Stefan Logan (2009)	55

<b>Season</b>		
1.	Stefan Logan (2009)	55
2.	Ernie Mills (1995)	55
3.	Rod Woodson (1991)	44
4.	Chris Rainey (2012)	39
	Henry Odom (1983)	39
6.	Allen Rossrum (2007)	38
7.	Ike Taylor (2003)	37
	Rod Woodson (1988)	37
	Larry Anderson (1981)	37
	Larry Anderson (1978)	37

<b>Game</b>		
1.	Rich Erenberg (9/2/1984 vs. Kansas City)	7
	Jack Deloplaire (9/26/1976 vs. New England)	7
3.	17 times, last time by Emmanuel Sanders (11/14/2010 vs. New England)	6

**Most Yards Kickoff Returns**

Career	
1. Rod Woodson (1987-96)	4,894
2. Larry Anderson (1978-81)	2,866
3. Lynn Chandnois (1950-56)	2,720
4. Dwight Stone (1987-94)	2,086
5. Will Blackwell (1997-2001)	1,772
6. Ernie Mills (1991-96)	1,753
7. Antwaan Randle El (2002-05,10)	1,742
8. Gary Ballman (1962-66)	1,711
9. Stefan Logan (2009)	1,466
10. Ray-Ray McCloud (2020-21)	1,422

Season	
1. Stefan Logan (2009)	1,466
2. Ernie Mills (1995)	1,306
3. Chris Rainey (2012)	1,035
4. Rod Woodson (1989)	982
5. Larry Anderson (1978)	930
6. Allen Rossum (2007)	885
7. Rod Woodson (1991)	880
8. Rod Woodson (1988)	850
9. Ike Taylor (2003)	831
10. Larry Anderson (1981)	825

Game	
1. Don Shy (11/17/1968 vs. Cleveland)	190
2. Jack Deloplane (9/26/1976 vs. New England)	189
3. Brady Keys (9/30/1962 vs. N.Y. Giants)	184
4. Rich Erenberg (9/2/1984 vs. Kansas City)	174
5. Chris Rainey (11/4/2012 at N.Y. Giants)	173
6. David Dunn (12/20/1998 vs. Cincinnati)	168
7. Clarence Peaks (11/21/1965 vs. Washington)	168
8. Rod Woodson (9/17/1989 at Cincinnati)	165
9. Gary Ballman (11/17/1963 at Washington)	159
10. Rod Woodson (11/18/1990 at Cincinnati)	158

**Highest Kickoff Return Average**

Career (Min. 75 Ret.)	
1. Lynn Chandnois (1950-56)	29.6
2. Larry Anderson (1978-81)	23.5
3. Ernie Mills (1991-1996)	23.1
4. Will Blackwell (1997-2001)	22.7
5. Antwaan Randle El (2002-05, 2010)	22.3
6. Rod Woodson (1987-96)	22.2
7. Dwight Stone (1987-94)	19.1

Season (Min. 1.25 Ret./Game)	
1. Lynn Chandnois (1952)	35.2
2. Gary Ballman (1963)	31.7
3. Mel Blount (1970)	29.7
4. Lynn Chandnois (1953)	29.0
5. Antonio Brown (2011)	27.3
6. Rod Woodson (1989)	27.3
7. Stefan Logan (2009)	26.7
8. Chris Rainey (2012)	26.5
9. Sid Watson (1955)	26.5
10. Johnny Lattner (1954)	25.8

Game (Min. 3 KR)	
1. Troy Edwards (3-145; 11/25/2001 at Tennessee)	48.3
2. Will Blackwell (3-140; 12/24/2000 at San Diego Chargers)	46.7
3. Stefan Logan (3-135; 12/6/2009 vs. Oakland)	45.0
4. Dwight Stone (3-130; 12/4/1988 at Houston Oilers)	43.3
5. Will Blackwell (3-129; 10/5/1997 at Baltimore)	43.0
6. Rod Woodson (3-125; 11/19/1989 vs. San Diego)	41.7
7. Rod Woodson (4-165; 9/17/1989 at Cincinnati)	41.3
8. Jim Butler (10/30/1966 at Dallas)	40.0
9. Gary Ballman (11/17/1963 at Washington)	39.8
10. Larry Anderson (3-115; 10/15/1978 at Cleveland)	38.3

**Longest Kickoff Returns**

1. Don McCall (11/23/1969 at Minnesota)	101ft
2. Antwaan Randle El (10/13/2002 at Cincinnati)	99t
3. Allen Rossum (9/23/2007 vs. San Francisco)	98t
4. Will Blackwell (12/24/2000 at San Diego)	98t
5. Will Blackwell (10/9/1997 at Baltimore)	97t
6. JuJu Smith-Schuster (12/31/2017 vs. Cleveland)	96t
7. Billy Wells (10/13/1957 vs. Chicago Cardinals)	96t
8. Larry Anderson (11/25/1979 vs. Cleveland)	95t
9. Mike Collier (10/26/1975 at Green Bay)	94t
10. Jim Butler (10/30/1966 at Dallas)	93t
11. Gary Ballman (11/17/1963 at Washington)	93t
12. Lynn Chandnois (10/3/1953 vs. N.Y. Giants)	93t
13. Lynn Chandnois (10/12/1952 at Philadelphia)	93t

**STEELERS All-Time Interceptions**

**Most Interceptions**

Career	
1. Mel Blount (1970-83)	57
2. Jack Butler (1951-59)	52
3. Donnie Shell (1974-87)	51
4. Rod Woodson (1987-96)	38

5. Dwayne Woodruff (1979-85, 1987-90)	37
6. Mike Wagner (1971-80)	36
7. Troy Polamalu (2003-14)	32
8. Darren Perry (1992-98)	32
9. Jack Ham (1971-82)	32
10. Jack Lambert (1974-84)	28

**Season**

1. Mel Blount (1975)	11
2. Jack Butler (1957)	10
3. Howard Hartley (1951)	10
4. Bill Dudley (1946)	10
5. Jack Butler (1958)	9
6. Jack Butler (1953)	9
7. Rod Woodson (1993)	8
8. Mike Wagner (1973)	8
9. Clendon Thomas (1963)	8
10. Johnny Sample (1961)	8

**Game**

1. Jack Butler (12/13/1953 at Washington)	4
2. Darren Perry (9/11/1994 at Cleveland)	3
3. Richard Shelton (12/22/1991 vs. Cleveland)	3
4. Donnie Shell (11/22/1981 at Cleveland)	3
5. Mike Wagner (9/28/1980 vs. Chicago)	3
6. Mike Wagner (10/28/1973 vs. Cincinnati)	3
7. Jim Bradshaw (10/24/1965 at Philadelphia)	3
8. Johnny Sample (10/8/1961 at Philadelphia)	3
9. Dicky Moeple (10/9/1960 vs. N.Y. Giants)	3
10. Dean Derby (12/13/1958 vs. Chicago Cardinals)	3
11. Dick Alban (11/2/1958 vs. Washington)	3
12. Jack Butler (11/3/1957 at Baltimore)	3
13. Claude Hippy (11/30/1952 vs. New York Giants)	3
14. Ed Kisseel (10/4/1952 vs. Cleveland)	3
15. Tony Compagno (10/10/1948 vs. Washington)	3
16. Many; last time by Ahkello Witherspoon (12/9/21 at Minnesota)	2

**Most Interception Return Yards**

Career	
1. Jack Butler (1951-59)	877
2. Rod Woodson (1987-96)	779
3. Mel Blount (1970-83)	736
4. Dwayne Woodruff (1979-85, 1987-90)	689
5. Glen Edwards (1971-78)	652
6. Darren Perry (1992-98)	652
7. Mike Wagner (1971-80)	491
8. Donnie Shell (1974-87)	490
9. Troy Polamalu (2003-14)	398
10. Tony Compagno (1946-48)	382

**Season**

1. Bill Dudley (1946)	242
2. Chad Scott (2001)	204
3. Glen Edwards (1973)	186
4. Tony Compagno (1948)	179
5. Dewayne Washington (1998)	178
6. Jack Butler (1952)	168
7. Tony Compagno (1947)	163
8. Glen Edwards (1974)	153
9. Joey Porter (2002)	153
10. Jack Butler (1953)	147

**Game**

1. Dewayne Washington (11/22/1998 vs. Jacksonville)	130
2. Joey Porter (9/15/2002 vs. Oakland)	114
3. Jim Bradshaw (10/24/1965 at Philadelphia)	101
4. Minkah Fitzpatrick (11/3/2019 vs. Indianapolis)	96
5. Lawrence Timmons (11/30/2008 at New England)	89
6. Glen Edwards (9/30/1973 at Houston Oilers)	86
7. John Rowser (12/15/1973 at San Francisco)	84
8. Mike Wagner (11/2/1975 at Cincinnati)	83
9. Keyaron Fox (10/25/2009 vs. Minnesota)	82
10. Brett Keisel (9/26/2010 at Tampa Bay)	79
11. Dwayne Woodruff (10/16/1983 vs. Cleveland)	79

**Most Touchdowns on Interceptions**

Career	
1. William Gay (2007-11, 13-17)	5
2. Rod Woodson (1987-96)	5
3. Chad Scott (1997-04)	4
4. Jack Butler (1951-59)	4
5. Troy Polamalu (2003-14)	3
6. Deshaea Townsend (1998-09)	3
7. Carnell Lake (1989-98)	3
8. Dwayne Woodruff (1979-85, 1987-90)	3
9. Tony Compagno (1946-48)	3
10. Minkah Fitzpatrick (2019-20)	2
11. Tyrone Carter (2004-09)	2
12. Dewayne Washington (1998-03)	2
13. Bryan Hinkle (1982-93)	2
14. Mike Merriweather (1982-87)	2
15. Donnie Shell (1974-87)	2
16. Sam Washington (1982-85)	2
17. Mel Blount (1970-83)	2
18. Glen Edwards (1971-77)	2

John Rowser (1970-73)	2
Mary Woodson (1964-69)	2
Jim Bradshaw (1963-67)	2

**Season**

1. William Gay (2014)	3
2. Chad Scott (2001)	2
Dewayne Washington (1998)	2
Rod Woodson (1994)	2
Sam Washington (1984)	2
Jack Butler (1954)	2
Tony Compagno (1947)	2

**Game**

1. Dewayne Washington (11/22/98 vs. Jacksonville; 78, 52)	2
2. Many, last time by Joe Haden (12/2/20 vs. Baltimore)	1

**Most Consecutive Games Intercepting Pass**

1. Mel Blount (1975)	6
2. Sam Washington (1984)	4
Troy Polamalu (2008)	4
4. 19 times, last time by Minkah Fitzpatrick (2019)	3

**Longest Interception Returns**

1. Martin Kottler (9/27/33 vs. Chicago Cardinals)	99ft
Minkah Fitzpatrick (11/3/19 vs. Indianapolis)	96ft
3. Jack Hinkle (10/9/43 vs. N.Y. Giants)	91
4. Lawrence Timmons (11/30/08 at New England)	89
Glen Edwards (9/30/73 at Houston)	86ft
6. Joey Porter (9/15/02 vs. Oakland)	84
7. Keyaron Fox (10/25/09 vs. Minnesota)	82t
Jim Bradshaw (10/24/65 at Philadelphia)	82t
Tony Compagno (11/7/48 vs. Green Bay)	82t
10. Russ Craft (10/17/54 vs. Cleveland)	81t

STEELERS All-Time Sacks

**Most Quarterback Sacks**

**Career**

1. James Harrison (2002, 2004-12, 2014-17)	80.5
2. Jason Gildon (1994-03)	77.0
3. L.C. Greenwood (1969-81)	73.5
4. T.J. Watt (2017-21)	72.0
5. Cameron Heyward (2011-21)	68.0
6. Joe Greene (1969-81)	66.0
7. Joey Porter (1999-06)	60.0
8. Keith Willis (1982-87, 89-91)	59.0
9. LaMarr Woodley (2007-13)	57.0
10. Greg Lloyd (1988-97)	53.5

**Season**

1. T.J. Watt (2021)	22.5
2. James Harrison (2008)	16.0
3. T.J. Watt (2020)	15.0
4. Mike Merrinweather (1984)	15.0
5. T.J. Watt (2019)	14.5
6. Kevin Greene (1994)	14.0
Keith Willis (1983)	14.0
8. LaMarr Woodley (2009)	13.5
Jason Gildon (2000)	13.5
10. T.J. Watt (2018)	13.0
Chad Brown (1996)	13.0

**Game**

1. Joe Greene (12/10/72 at Houston)	5.0
2. Chad Brown (10/13/96 vs. Cincinnati)	4.5
L.C. Greenwood (11/25/79 vs. Cleveland)	4.5
4. T.J. Watt (1/3/22 vs. Cleveland)	4.0
Joey Porter (10/14/01 at Tampa Bay)	4.0
Jerrold Williams (12/22/91 vs. Cleveland)	4.0
Edmund Nelson (9/16/84 vs. L.A. Rams)	4.0
8. T.J. Watt (12/5/21 vs. Baltimore)	3.5
James Harrison (11/5/07 vs. Baltimore)	3.5
Keith Willis (10/23/83 at Seattle)	3.5

**Most Consecutive Games with at Least a Half-Sack**

1. LaMarr Woodley (2009-10)	10
2. T.J. Watt (2019)	9
3. Greg Lloyd (1994)	6
Joe Greene (1974)	6
Ernie Holmes (1974)	6
6. T.J. Watt (2020-21)	5
Jason Gildon (1998)	5
Chad Brown (1994)	5
Kevin Greene (1993)	5
Keith Willis (1983)	5
Dwight White (1972)	5

STEELERS All-Time Fumble Recoveries

**Most Fumble Recoveries**

**Career**

1. Ernie Stautner (1950-63)	23
2. Jack Ham (1971-82)	21
3. Donnie Shell (1974-87)	19
4. John Reger (1955-63)	17
Jack Lambert (1974-84)	17
6. Joe Greene (1969-81)	16
7. Carnell Lake (1989-98)	15
Greg Lloyd (1988-97)	15
9. Robin Cole (1977-87)	14
L.C. Greenwood (1969-81)	14
George Tarasovic (1952-63)	14

**Season**

1. Jack Lambert (1976)	8
2. Carnell Lake (1989)	5
Donnie Shell (1978)	5
Joe Greene (1978)	5
L.C. Greenwood (1971)	5
Gary Glick (1957)	5
John Reger (1957)	5
John Reger (1955)	5
9. 15 times, last time by T.J. Watt (2019) and Devin Bush (2019)	4

**Game**

1. Devin Bush (9/22/2019 at San Francisco)	2
Ryan Clark (11/12/2006 vs. New Orleans)	2
Donald Evans (9/13/1992 vs. N.Y. Jets)	2
James Farrior (9/26/2004 at Miami)	2
Lee Flowers (12/03/2000 vs. Oakland)	2
Larry Foote (10/7/2012 vs. Philadelphia)	2
Kevin Greene (10/3/1994 vs. Houston Oilers)	2
Levon Kirkland (9/24/1995 vs. Minnesota)	2
Chris Oldham (11/26/1998 at Detroit)	2
Darren Perry (11/5/1995 at Chicago)	2
Troy Polamalu (11/6/2005 at Green Bay)	2
Kimo von Oelhoffen (11/18/2001 vs. Jacksonville)	2

STEELERS Forced Fumbles (since 1994)

**Forced Fumbles (since 1994)**

**Career**

1. James Harrison (2002-12, 2014-17)	32
2. Greg Lloyd (1988-97)	*30
3. T.J. Watt (2017-21)	22
4. Jason Gildon (1994-2003)	18
Joey Porter (1999-2006)	18
6. Levon Kirkland (1992-2000)	14
7. Troy Polamalu (2003-14)	13
8. James Farrior (2002-11)	12
Lawrence Timmons (2007-16)	12
10. Carnell Lake (1989-98)	*11

\* Incomplete Data (stat was not tracked during some included years)

**Season**

1. T.J. Watt (2019)	8
2. James Harrison (2008)	7
3. James Harrison (2010)	6
James Harrison (2007)	6
Greg Lloyd (1991)	6
Greg Lloyd (1995)	6
T.J. Watt (2018)	6
8. James Harrison (2009)	5
Greg Lloyd (1994)	5
Greg Lloyd (1993)	5
Greg Lloyd (1992)	5
Troy Polamalu (2013)	5
T.J. Watt (2021)	5

**Game**

1. James Farrior (10/17/2004 at Dallas)	3
2. Cortez Allen (12/30/2012 vs. Cleveland)	2
Jason Gildon (11/26/2000 at Cincinnati)	2
Kevin Greene (9/27/1993 at Atlanta)	2
Clark Haggans (9/25/2005 vs. New England)	2
Clark Haggans (9/12/2004 vs. Oakland)	2
Casey Hampton (12/23/2002 at Tampa Bay)	2
James Harrison (9/19/2010 at Tennessee)	2
James Harrison (11/30/2008 at New England)	2
James Harrison (11/5/2007 vs. Baltimore)	2
James Harrison (11/11/2007 vs. Cleveland)	2
Levon Kirkland (1/2/1994 vs. Cleveland)	2
Levon Kirkland (12/26/1999 vs. Carolina)	2
Greg Lloyd (10/10/1993 vs. San Diego)	2
Greg Lloyd (1/2/1994 vs. Cleveland)	2
Chris Oldham (10/5/1997 at Baltimore)	2
Darren Perry (12/22/1996 at Carolina)	2
Troy Polamalu (11/24/2013 at Cleveland)	2

Joey Porter (10/31/2004 vs. New England)	2
Ryan Shazier (9/24/2017 at Chicago)	2
Lawrence Timmons (10/18/2009 vs. Cleveland)	2
Stephon Tuitt (10/2/2016 vs. Kansas City)	2
T.J. Watt (10/28/2019 vs. Miami)	2
T.J. Watt (11/18/2018 at Jacksonville)	2
T.J. Watt (12/30/2018 vs. Cincinnati)	2

## STEELERS Games Won

<b>Games Won</b>	
Season	15 (2004)
Most Consecutive	16 (2004-05)
Most Consecutive (One Season)	14 (2004)

## STEELERS Scoring

<b>Most Points</b>	
Game	63 (11/30/52 vs. N.Y. Giants)
Season	436 (2014)

<b>Most Points Allowed</b>	
Game	55 (11/3/13 at New England)
Season	421 (1988)

<b>Fewest Points</b>	
Game	0 (many times, last time 11/26/06 at Baltimore)
Season	51 (1934 - 12 games)
	202 (1965 - 14 games)
	263 (1998 - 16 games)
	343 (2021 - 17 games)

<b>Fewest Points Allowed</b>	
Game	0 (many times, last time 12/24/11 vs. St. Louis)
Season	117 (1946 - 11 games)
	138 (1976 - 14 games)
	195 (1978 - 16 games)
	398 (2021 - 17 games)

<b>Most Points, Combined</b>	
Game	98 (12/8/85, San Diego 54, Pittsburgh 44)
Season	804 (2014)

<b>Fewest Points, Combined</b>	
Game	0 (10/22/33, Pittsburgh 0, Cincinnati 0)
Season	238 (1940 - 11 games)
	339 (1957 - 12 games)
	480 (1976 - 14 games)
	524 (1992 - 16 games)
	741 (2021 - 17 games)

<b>Most Touchdowns</b>	
Game	9 (11/30/52 vs. N.Y. Giants)
Season	54 (2018)

<b>Fewest Touchdowns</b>	
Game	0 (many times, last time 9/8/19 at New England)
Season	6 (1940 - 11 games)
	25 (1965 - 14 games)
	27 (1998 - 16 games)
	34 (2021 - 17 games)

<b>Most Touchdowns Allowed</b>	
Game	8 (12/8/85 vs. San Diego; 11/23/41 vs. Green Bay)
Season	53 (1965)

<b>Fewest Touchdowns Allowed</b>	
Game	0 (several times, last time 11/22/20 at Jacksonville)
Season	14 (1976 - 14 games)
	21 (2008 - 16 games)
	43 (2021 - 17 games)

<b>Most Rushing Touchdowns</b>	
Game	5 (9/20/81 vs. N.Y. Jets; 11/7/76 at Kansas City)
Season	33 (1976)

<b>Fewest Rushing Touchdowns</b>	
Game	0 (many times, last time 11/28/21 at Cincinnati)
Season	2 (1940 - 11 games)
	7 (1968 - 14 games)
	7 (2019 - 16 games)
	10 (2021 - 17 games)

<b>Most Rushing Touchdowns Allowed</b>	
Game	6 (10/24/53 vs. Green Bay; 10/14/34 at Boston)
Season	20 (1988; 1947)

<b>Fewest Rushing Touchdowns Allowed</b>	
Game	0 (many times, last time 10/10/21 vs. Denver Broncos)
Season	5 (2010; 2001; 1997; 1982; 1976)

<b>Most Passing Touchdowns</b>	
Game	6 (twice, last time 11/21/14 vs. Baltimore)
Season	35 (2018; 2020)

<b>Fewest Passing Touchdowns</b>	
Game	0 (many times, last time 12/29/19 at Baltimore)
Season	0 (1945 - 10 games)
	10 (1989)

<b>Most Passing Touchdowns Allowed</b>	
Game	6 (9/8/91 vs. Buffalo; 8/16/18 vs. Kansas City)
Season	34 (1962)

<b>Fewest Passing Touchdowns Allowed</b>	
Game	0 (many times, last time 11/14/21 vs. Detroit)
Season	6 (1946)

<b>Most Defensive Touchdowns</b>	
Game	3 (10/10/83 vs. Cincinnati)

<b>Season</b>	7 (1987; 1983)
---------------	----------------

<b>Most Points After Touchdown</b>	
Game	9 (11/30/52 vs. N.Y. Giants)
Season	50 (1979)

<b>Most Points After Touchdown Allowed</b>	
Game	7 (9/8/91 at Buffalo; 11/23/69 at Minnesota; 10/30/66 at Dallas)
Season	49 (1969; 1968; 1965)

<b>Most Field Goals</b>	
Game	6 (3 times, the last time 12/18/16 at Cincinnati 12/11/02 at Jacksonville; 10/23/88 vs. Denver)
Season	36 (2021)

<b>Most Field Goals Allowed</b>	
Game	7 (9/24/67 vs. St. Louis Cardinals)
Season	34 (2021)

## STEELERS First Downs

<b>Most First Downs</b>	
Game	36 (twice, last time 11/30/14 vs. New Orleans)
Season	379 (2014)

<b>Most First Downs by Opponent</b>	
Game	35 (11/23/86 at Cleveland)
Season	354 (2021)

<b>Most First Downs, Combined</b>	
Game	60 (10/26/14; Pittsburgh 34 Indianapolis 26)
Season	695 (2018)

<b>Most Rushing First Downs</b>	
Game	21 (11/7/76 at Kansas City)
Season	163 (1976)

<b>Most Rushing First Downs Allowed</b>	
Game	18 (11/9/69 vs. Chicago Bears)
Season	251 (2018)

<b>Most Passing First Downs</b>	
Game	25 (three times, last time 9/16/18 vs. Kansas City)
Season	243 (2014)

<b>Most Passing First Downs Allowed</b>	
Game	22 (twice, last time 9/24/18 at Tampa Bay)
Season	231 (2015)

<b>Most First Downs by Penalties</b>	
Game	7 (12/18/16 at Cincinnati)
Season	39 (2018)

<b>Most First Downs by Penalties by Opponents</b>	
Game	9 (10/30/77 at Baltimore)
Season	40 (1978)

## STEELERS Total Net Yards

<b>Most Net Yards Gained</b>	
Game	683 (12/13/58 vs. Chicago Cardinals)
Season	6,577 (2014)

<b>Fewest Net Yards Gained</b>	
Game	53 (9/10/89 vs. Cleveland)
Season	3,354 (1965 - 14 games)
	3,996 (1989 - 16 games)
	6,139 (2021 - 17 games)

<b>Most Net Yards Gained by Opponent</b>	
Game	610 (11/3/13 at New England)
Season	6,139 (2021)

<b>Fewest Net Yards Gained by Opponent</b>	
Game	40 (9/12/99 at Cleveland)
Season	3,074 (1974 - 14 games)
	3,795 (2008 - 16 games)
	6,139 (2021 - 17 games)

## STEELERS Rushing

<b>Most Yards Gained Rushing</b>	
Game	361 (10/7/79 at Cleveland)
Season	2,971 (1976)

<b>Fewest Yards Gained Rushing</b>	
Game	-3 (11/9/52 vs. Detroit)
Season	1,092 (1966 - 14 games)
	1,383 (2013 - 16 games)
	1,583 (2021 - 17 games)

<b>Most Yards Gained Rushing by Opponents</b>	
Game	426 (11/4/34 at Detroit)
Season	2,193 (1954 - 12 games)
	2,483 (2021 - 17 games)

<b>Fewest Yards Gained Rushing by Opponents</b>	
Game	-33 (10/2/43 vs. Brooklyn)
Season	1,004 (2010 - 16 games)

## Fewest Yards Rushing Allowed (Per Game)

Season	62.8 (2010)
--------	-------------

## Most Rushing Attempts

Season	64 (10/10/64 at Cleveland)
Game	653 (1976)

## Fewest Rushing Attempts

Game	11 (three times, last time 11/18/18 at Jacksonville)
Season	329 (1946 - 11 games)
	345 (2018 - 16 games)
	411 (2021 - 17 games)

## Most Rushing Attempts by Opponents

Game	64 (11/18/51 vs. Washington; 10/18/36 at Chicago Bears)
Season	516 (1988)

## Fewest Rushing Attempts by Opponents

Game	6 (10/31/04 vs. New England)
Season	333 (2010)

## STEELERS Passing

## Most Net Yards Gained Passing

Game	522 (10/26/14 vs. Indianapolis)
Season	5,008 (2016)

## Fewest Net Yards Gained Passing

Game	-16 (10/17/65 vs. St. Louis Cardinals)
Season	650 (1945 - 10 games)
	650 (1941 - 11 games)
	1,666 (1976 - 14 games)
	2,178 (1989 - 16 games)
	3,778 (2021 - 17 games)

## Most Net Yards Gained Passing by Opponents

Game	422 (9/11/88 vs. Washington)
Season	4,350 (2015)

## Fewest Net Yards Gained Passing by Opponents

Game	-28 (12/7/58 at Washington)
Season	1,466 (1974 - 14 games)
	2,394 (1978 - 16 games)
	3,656 (2021 - 17 games)

## Most Passes Attempted

Game	66 (12/10/17 vs. Baltimore)
Season	689 (2018)

## Fewest Passes Attempted

Game	0 (11/13/49 vs. Los Angeles; 11/16/41 vs. Brooklyn)
Season	158 (1941 - 11 games)
	277 (1976 - 14 games)
	358 (2004 - 16 games)
	664 (2021 - 17 games)

## Most Passes Attempted by Opponent

Game	68 (12/30/01 at Cincinnati/OT)
Season	625 (2015)

## Fewest Passes Attempted by Opponent

Game	8 (12/14/74 vs. Cincinnati; 12/1/57 at Philadelphia)
Season	162 (1946 - 11 games)
	339 (1974 - 14 games)
	442 (1978 - 16 games)
	563 (2021 - 17 games)

## Most Passes Attempted, Combined

Game	101 (12/10/17; Pittsburgh 66, Baltimore 35)
Season	1,255 (2018)

## Most Passes Completed

Game	44 (12/10/17 vs. Baltimore)
Season	459 (2018)

## Fewest Passes Completed

Game	0 (11/13/49 vs. L.A. Rams; 11/16/41 vs. Brooklyn)
Season	42 (1941 - 11 games)
	140 (1973 - 14 games)
	210 (1989 - 16 games)
	425 (2021 - 17 games)

## Most Passes Completed by Opponents

Game	43 (9/15/02 vs. Oakland)
Season	402 (2015)

## Fewest Passes Completed by Opponents

Game	3 (several times; last time 12/8/02 vs. Houston)
Season	65 (1946 - 11 games)
	147 (1974 - 14 games)
	221 (1978 - 16 games)
	355 (2021 - 17 games)

## STEELERS Sacks

## Most Sacks

Game	10.0 (4 times, last time 10/21/01 at Tampa Bay)
Season	56.0 (2017, 2020)

## Most Sacks Allowed

Game	12.0 (11/20/66 vs. Dallas)*
------	-----------------------------

9.0 (9/4/94 vs. Dallas; 11/26/06 at Baltimore)

\* Season 52.0 (1983; 1969)\*

\* Sacks did not become an official NFL stat until 1982.

## STEELERS Interceptions

## Most Interceptions

Game	7 (10/13/74 at Kansas City; 11/30/52 vs. N.Y. Giants; 11/2/41 at Washington)
Season	37 (1973)

## Fewest Interceptions

Game	0 (last time 12/19/21 vs. Tennessee)
Season	8 (2018)

## Most Interceptions by Opponents

Game	9 (12/12/65 vs. Philadelphia)
Season	35 (1965)

## Fewest Interceptions by Opponents

Game	0 (last time 12/19/21 vs. Tennessee)
Season	9 (2010; 1994)

## Most Interception Return Yards

Game	147 (10/17/54 vs. Cleveland)
Season	673 (1973)

## Fewest Interception Return Yards

Game	-3 (12/23/10 vs. Carolina; 10/13/85 at Dallas)
Season	62 (1940)

## Most Interception Return Yards by Opponents

Game	172 (12/12/65 vs. Philadelphia)
Season	646 (1965)

## Fewest Interception Return Yards by Opponents

Game	-1 (12/27/15 at Baltimore)
Season	29 (2014)

## Most Touchdowns on Interceptions

Game	2 (8 times, last time 12/12/10 vs. Cincinnati)
Season	5 (1987)

## Most Touchdowns on Interceptions

Game	3 (9/29/68 vs. Baltimore; 12/12/65 vs. Philadelphia)
Season	6 (1965; 1964)

## Most Touchdowns on Interceptions by Opponents

Game	3 (9/29/68 vs. Baltimore; 12/12/65 vs. Philadelphia)
Season	6 (1965; 1964)

## STEELERS Punting

## Most Punts

Game	12 (10/15/00 vs. Cincinnati)
Season	97 (1994)

## Fewest Punts

Game	0 (3 times, last time 12/26/04 vs. Baltimore)
Season	33 (1945 - 10 games)
	51 (1958 - 12 games)
	59 (1995 - 16 games)
	77 (2021 - 17 games)

## Most Punts by Opponents

Game	12 (9/9/18 at Cleveland)
Season	100 (1979)

## Fewest Punts by Opponents

Game	0 (9/17/89 at Cincinnati)
Season	54 (1960; 1954)

## Highest Punting Average

Season	47.0 (1961)
--------	-------------

## Highest Punting Average by Opponents

Season	46.1 (2019)
--------	-------------

## Highest Net Punting Average

Season	40.9 (2019)
--------	-------------

## Highest Net Punting Average by Opponents

Season	41.8 (2017)
--------	-------------

## STEELERS Punt Returns

## Most Punt Returns

Game	10 (12/16/79 vs. Buffalo)
Season	71 (1976)

## Most Punt Returns by Opponents

Game	10 (12/5/93 vs. New England)
Season	51 (1970)

## Most Yardage by Punt Returns

Game	178 (11/29/42 vs. Brooklyn)
Season	774 (1974)

## Most Yardage by Punt Returns by Opponents

Game	167 (11/6/77 at Denver)
Season	678 (1993)

## Most Touchdowns by Punt Returns

Game	1 (last time, 12/8/19 at Arizona)
Season	3 (1952)

## Most Touchdowns by Punt Returns by Opponents

Game	2 (10/24/93 at Cleveland; 11/1/59 at Chicago Cardinals)
Season	3 (1993; 1959)

## STEELERS Kickoff Returns

## Most Kickoff Returns

Game	9 (9/25/88 at Buffalo)
Season	74 (1988)

## Most Kickoff Returns by Opponents

Game	10 (12/18/66 at Atlanta)
Season	88 (1995)

## Most Kickoff Return Yardage

Game	226 (11/17/68 vs. Cleveland)
Season	1,581 (2009)

## Highest Kickoff Return Average

Season	28.9 (1952)
--------	-------------

## Most Kickoff Return Yardage by Opponents

Game	259 (12/18/04 at N.Y. Giants)
Season	1,795 (2009)

## Highest Kickoff Return Average by Opponents

Season	24.7 (1964)
--------	-------------

## Most Touchdowns by Kickoff Returns

Game	1 (last time 9/19/10 at Tennessee)
Season	2 (1988; 1952)

## Most Touchdowns by Kickoff Returns by Opponents

Game	1 (many times, last time 12/31/17 vs. Cleveland)
Season	4 (2009)

## STEELERS Penalties

## Most Penalties

Game	17 (10/30/77 at Baltimore)
Season	122 (1977)

## Most Penalties by Opponents

Game	14 (4 times, last time 12/16/18 vs. New England)
Season	136 (2018)

## Fewest Penalties

Game	0 (9 times, last time 12/16/12 at Dallas)
Season	69 (2006)

## Fewest Penalties by Opponents

Game	0 (3 times, last time 12/1/02 at Jacksonville)
Season	71 (2001)

## Most Penalties Combined, Both Teams

Game	25 (12/18/05 at Minnesota)
Season	247 (2018)

## Fewest Penalties Combined, Both Teams

Game	0 (11/10/40 vs. Philadelphia; 10/28/34 at Brooklyn)
Season	98 (1941; 1962; 1965)

## Most Penalty Yards

Game	163 (11/21/10 vs. Oakland)
Season	1,026 (2018)

## Most Penalty Yards by Opponents

Game	188 (11/15/15 vs. Cleveland)
Season	1,170 (2018)

## Fewest Penalty Yards

Game	0 (9 times, last time 12/16/12 at Dallas)
Season	611 (2006)

## Fewest Penalty Yards by Opponent

Game	0 (3 times, last time 12/1/02 at Jacksonville)
Season	556 (2007)

## Most Penalty Yards Combined, Both Teams

Game	239 (12/4/17 at Cincinnati; 10/25/70 at Oakland)
Season	2,196 (2018)

## Fewest Penalty Yards Combined, Both Teams

Game	0 (11/10/40 vs. Philadelphia; 10/28/34 at Brooklyn)
Season	858 (1941 - 11 games)
	941 (1965 - 14 games)
	1,322 (2001 - 16 games)

## STEELERS Fumbles

## Most Fumbles

Game	10 (10/9/43 vs. N.Y. Giants)
Season	47 (1979)

## Most Fumbles by Opponents

Game	9 (12/23/90 vs. Cleveland)
Season	42 (1976)

## Most Fumbles Lost

Game	7 (10/14/79 at Cincinnati)
Season	29 (1950)

## Most Fumbles Lost by Opponents

Game	8 (12/23/90 vs. Cleveland)
Season	24 (1976)

## STEELERS Miscellaneous

## Most Shutouts

Season	5 (1976)
--------	----------

## Most Shutouts Against

Season	6 (1934)
--------	----------

## Consecutive Quarters Without Scoring a TD

9 (9/23/90 - 10/7/90)
-----------------------

## Consecutive Quarters Without Allowing a TD

22 (10/10/76 - 11/21/76)
21 (10/1/00 - 11/12/00)

## STEELERS By The Half Records

## By The Half

Scoring	35 points (last time in the 1st half vs. Indianapolis 10/26/14)
---------	---

Total Net Yards	372 (1st half, 10/15/06 vs. Kansas City)
-----------------	--

Turnovers	7 (2nd half, 12/12/65 vs. Philadelphia)
-----------	---

Sacks	8.0 (2nd half, 10/21/01 at Tampa Bay)
-------	---------------------------------------

Lead	56 points (2nd half, 11/30/52 vs. N.Y. Giants)
------	--

Deficit	51 points (2nd half, 9/10/89 vs. Cleveland)
---------	---

## STEELERS By The Quarter Records

## By The Quarter

Scoring	28 points (last time 2nd quarter, 10/26/14 vs. Indianapolis)
---------	--

Total Net Yards	261 (4th quarter, 11/14/10 vs. New England)
-----------------	---

Turnovers	5 (3rd quarter, 9/24/95 vs. Minnesota)
-----------	--

Sacks	6.0 (4th quarter, 10/21/01 at Tampa Bay)
-------	--

## STEELERS First Downs

## Year-by-Year First Downs

YEAR		G	Tot.	Run	Pass	Pen.
1969	OFF.	14	210	81	115	14
	DEF.	14	260	101	142	17
1970	OFF.	14	206	84	97	25
	DEF.	14	225	91	120	14
1971	OFF.	14	226	98	111	17
	DEF.	14	225	81	132	12
1972	OFF.	14	228	131	79	18
	DEF.	14	228	79	116	24
1973	OFF.	14	217	111	89	17
	DEF.	14	210	95	91	24
1974	OFF.	14	251	136	98	17
	DEF.	14	200	87	83	30
1975	OFF.	14	288	149	125	14
	DEF.	14	214	91	97	26
1976	OFF.	14	271	163	94	14
	DEF.	14	182	69	96	17
1977	OFF.	14	266	122	124	20
	DEF.	14	228	80	112	36
1978	OFF.	16	316	133	149	34
	DEF.	16	264	105	119	40
1979	OFF.	16	337	141	179	17
	DEF.	16	260	95	135	30
1980	OFF.	16	308	111	177	20
	DEF.	16	302	101	171	30
1981	OFF.	16	318	137	156	25
	DEF.	16	323	114	181	28
1982	OFF.	9	171	69	91	11
	DEF.	9	174	49	111	14
1983	OFF.	16	312	156	141	15
	DEF.	16	278	100	151	27
1984	OFF.	16	302	117	167	18
	DEF.	16	282	87	167	28
1985	OFF.	16	315	125	165	25
	DEF.	16	273	105	144	24
1986	OFF.	16	292	125	140	27
	DEF.	16	303	97	176	30
1987	OFF.	15	263	114	126	23
	DEF.	15	289	94	170	25
1988	OFF.	16	292	125	140	27
	DEF.	16	319	110	181	28
1989	OFF.	16	244	106	117	21
	DEF.	16	323	112	177	34
1990	OFF.	16	263	93	150	20
	DEF.	16	257	102	130	25
1991	OFF.	16	254	82	158	14
	DEF.	16	320	98	194	28
1992	OFF.	16	284	119	143	22
	DEF.	16	266	99	146	21
1993	OFF.	16	307	116	180	11
	DEF.	16	267	74	163	30
1994	OFF.	16	307	138	148	21
	DEF.	16	262	76	156	30
1995	OFF.	16	344	117	193	34
	DEF.	16	272	67	181	24
1996	OFF.	16	296	138	146	12
	DEF.	16	286	80	174	32
1997	OFF.	16	326	154	157	15
	DEF.	16	286	80	174	32
1998	OFF.	16	268	106	135	27
	DEF.	16	266	88	155	23
1999	OFF.	16	295	111	159	25
	DEF.	16	260	92	142	26
2000	OFF.	16	283	124	128	31
	DEF.	16	252	82	153	17
2001	OFF.	16	314	148	150	16
	DEF.	16	254	70	160	24
2002	OFF.	16	343	119	200	24
	DEF.	16	279	77	178	24
2003	OFF.	16	275	77	174	24
	DEF.	16	270	89	155	26
2004	OFF.	16	310	134	147	29
	DEF.	16	248	79	146	23
2005	OFF.	16	297	120	144	33
	DEF.	16	275	75	179	21
2006	OFF.	16	327	100	201	26
	DEF.	16	269	72	176	21
2007	OFF.	16	298	108	179	11
	DEF.	16	249	74	158	17
2008	OFF.	16	290	93	179	18
	DEF.	16	240	73	149	18
2009	OFF.	16	331	96	210	25
	DEF.	16	274	70	186	18
2010	OFF.	16	295	106	175	14
	DEF.	16	272	61	182	29
2011	OFF.	16	341	96	221	24
	DEF.	16	264	82	156	26



2012	OFF.	16	307	80	202	25
	DEF.	16	273	78	169	26
2013	OFF.	16	312	81	207	24
	DEF.	16	303	106	174	23
2014	OFF.	16	379	98	243	38
	DEF.	16	314	88	193	33
2015	OFF.	16	331	91	207	33
	DEF.	16	327	71	231	25
2016	OFF.	16	336	97	210	29
	DEF.	16	313	95	184	34
2017	OFF.	16	348	96	217	35
	DEF.	16	270	89	157	24
2018	OFF.	16	378	88	251	39
	DEF.	16	317	84	200	33
2019	OFF.	16	265	75	147	43
	DEF.	16	304	110	164	30
2020	OFF.	16	322	81	206	35
	DEF.	16	281	94	163	24
2021	OFF.	17	323	85	204	34
	DEF.	17	354	144	186	24

## STEELERS Offensive & Defensive Statistics

### Year-by-Year Offensive & Defensive Statistics

		Total Offense			Rushing				Passing			
		Yards	Plays	Avg.	Yards	Att.	Avg.	Net	Sacks	Gross	Att/Cmp/Int	Pct.
1969	OFF.	3,626	843	4.3	1,542	400	3.9	2,084	52/374	2,458	391/176/29	45.0
	DEF.	4,401	898	4.9	1,732	455	3.8	2,669	33/304	2,973	410/227/25	55.4
1970	OFF.	3,752	844	4.4	1,715	432	4.0	2,037	28/275	2,312	384/150/32	39.1
	DEF.	3,396	906	4.4	1,679	487	3.4	2,317	26/238	2,555	393/191/23	48.6
1971	OFF.	3,882	867	4.5	1,758	416	4.2	2,124	37/322	2,446	414/214/26	51.7
	DEF.	4,248	881	4.8	1,482	440	3.4	2,766	33/294	3,060	408/235/17	57.6
1972	OFF.	4,231	853	5.0	2,520	497	5.1	1,711	32/247	1,958	324/156/12	48.1
	DEF.	3,771	896	4.2	1,715	445	3.9	2,056	40/337	2,393	411/206/28	50.1
1973	OFF.	4,070	894	4.6	2,143	555	3.9	1,927	30/230	2,157	309/140/26	45.3
	DEF.	3,324	880	3.8	1,652	488	3.8	1,672	33/251	1,923	359/164/37	45.7
1974	OFF.	4,375	950	4.6	2,417	546	4.4	1,958	18/196	2,154	386/166/21	43.0
	DEF.	3,074	863	3.6	1,608	472	3.4	1,466	52/406	1,872	339/147/25	43.4
1975	OFF.	4,887	949	5.1	2,633	581	4.5	2,254	31/290	2,544	337/191/12	56.7
	DEF.	3,661	870	4.2	1,825	431	4.2	1,836	43/358	2,194	396/183/27	46.2
1976	OFF.	4,637	957	4.8	2,971	653	4.5	1,666	27/269	1,935	277/143/12	51.6
	DEF.	3,322	866	3.8	1,457	452	3.2	1,865	41/313	2,178	373/158/22	42.4
1977	OFF.	4,645	949	4.9	2,258	581	3.9	2,387	27/245	2,632	341/173/21	50.7
	DEF.	3,692	882	4.2	1,723	493	3.5	1,969	32/285	2,254	357/157/31	44.0
1978	OFF.	4,987	1,046	4.8	2,297	641	3.6	2,690	25/271	2,961	380/212/22	55.8
	DEF.	4,168	999	4.2	1,774	513	3.5	2,394	44/361	2,755	442/221/27	50.0
1979	OFF.	6,258	1,080	5.8	2,603	561	4.6	3,655	27/222	3,877	492/272/26	55.3
	DEF.	4,270	1,035	4.1	1,709	506	3.4	2,561	49/351	2,912	480/226/27	47.1
1980	OFF.	5,554	1,033	5.4	1,986	512	3.9	3,568	37/264	3,832	484/250/24	51.7
	DEF.	5,134	1,036	5.0	1,762	486	3.6	3,372	18/145	3,517	532/280/26	52.6
1981	OFF.	5,598	1,042	5.4	2,372	554	4.3	3,226	27/231	3,457	461/247/19	53.6
	DEF.	5,652	1,084	5.2	1,869	500	3.7	3,783	40/325	4,107	542/302/30	55.7
1982	OFF.	2,970	583	5.1	1,187	289	4.1	1,783	19/139	1,922	275/141/16	51.3
	DEF.	2,874	599	4.8	762	236	3.2	2,112	34/273	2,385	329/176/17	53.5
1983	OFF.	5,014	1,075	4.7	2,610	614	4.3	2,404	52/350	2,754	409/211/23	51.6
	DEF.	4,728	1,006	4.7	1,833	509	3.6	2,895	50/361	3,256	447/238/28	53.2
1984	OFF.	5,420	1,052	5.2	2,179	574	3.8	3,241	35/278	3,519	443/240/25	54.2
	DEF.	4,916	1,016	4.8	1,617	454	3.6	3,299	47/390	3,689	515/299/31	58.1
1985	OFF.	5,350	1,085	4.9	2,177	541	4.0	3,173	33/224	3,397	512/254/27	49.6
	DEF.	4,659	989	4.7	1,876	470	4.0	2,783	36/305	3,088	484/287/20	59.3
1986	OFF.	4,811	1,075	4.5	2,223	564	3.9	2,588	20/159	2,747	491/238/20	48.5
	DEF.	5,252	1,049	5.0	1,872	470	4.0	3,380	43/289	3,669	536/311/20	58.0
1987	OFF.	4,410	973	4.5	2,144	517	4.1	2,266	27/198	2,464	429/198/25	46.2
	DEF.	4,920	962	5.1	1,610	455	3.5	3,310	26/196	3,506	481/290/27	60.3
1988	OFF.	5,204	1,030	5.1	2,228	499	4.5	2,976	42/331	3,307	489/226/20	46.2
	DEF.	5,805	1,067	5.4	1,864	516	3.6	3,941	19/145	4,086	532/309/20	58.1
1989	OFF.	3,996	955	4.2	1,818	500	3.6	2,178	51/484	2,662	404/210/13	52.0
	DEF.	5,549	1,077	5.2	2,008	498	4.0	3,541	31/180	3,721	548/290/21	52.9
1990	OFF.	4,525	897	5.0	1,880	456	4.1	2,645	33/242	2,887	408/237/15	58.1
	DEF.	4,115	940	4.4	1,615	446	3.6	2,500	32/228	2,728	460/236/24	51.3
1991	OFF.	4,581	915	5.0	1,627	394	4.1	2,954	45/359	3,313	476/259/16	54.4
	DEF.	5,168	1,039	5.0	1,582	466	3.4	3,586	38/257	3,843	535/334/19	62.4
1992	OFF.	4,906	989	5.0	2,156	518	4.2	2,750	40/296	3,046	431/249/14	57.8
	DEF.	4,658	949	4.9	1,841	435	4.2	2,817	36/248	3,065	478/252/22	52.7
1993	OFF.	5,235	1,079	4.9	2,003	491	4.1	3,232	48/374	3,606	540/299/12	55.4
	DEF.	4,531	962	4.7	1,368	399	3.4	3,163	42/277	3,440	521/277/24	53.2
1994	OFF.	5,144	1,048	4.9	2,180	546	4.0	2,964	3,247	3,247	463/266/9	57.5
	DEF.	4,326	1,008	4.3	1,452	421	3.5	2,874	55/382	3,256	532/280/17	52.6
1995	OFF.	5,769	1,110	5.2	1,852	494	3.7	3,917	24/176	4,093	592/348/21	58.8
	DEF.	4,561	943	4.8	1,321	370	3.6	3,240	42/272	3,512	531/314/22	59.1
1996	OFF.	5,140	1,002	5.1	2,299	525	4.4	2,841	21/179	2,990	456/246/19	53.9
	DEF.	4,362	1,009	4.3	1,415	411	3.4	2,947	51/369	3,316	547/322/23	58.9
1997	OFF.	5,542	1,058	5.2	2,479	572	4.3	3,063	20/152	3,215	466/253/19	54.3
	DEF.	4,705	1,005	4.7	1,318	403	3.3	3,387	48/294	3,681	554/295/20	53.2
1998	OFF.	4,586	1,014	4.5	2,034	490	4.2	2,552	35/229	2,781	489/274/20	56.0
	DEF.	4,963	1,002	5.0	1,642	479	3.4	3,321	41/238	3,559	482/268/16	55.6
1999	OFF.	4,874	1,067	4.6	1,991	495	4.0	2,883	37/235	3,118	535/301/18	56.3
	DEF.	4,878	953	5.1	1,958	450	4.4	2,920	40/247	3,167	463/245/14	52.9
2000	OFF.	4,766	1,009	4.7	2,248	527	4.3	2,518	43/220	2,738	439/217/10	49.4
	DEF.	4,713	985	4.8	1,693	425	4.0	3,020	39/229	3,249	521/280/17	53.7

2001	OFF.	5.887	1,065	5.5	2,774	580	4.8	3,113	31/182	3,295	442/274/12	60.4
	DEF.	4,137	919	4.5	1,195	339	3.5	2,942	55/367	3,309	525/295/16	56.2
2002	OFF.	5.952	1,097	5.4	2,120	512	4.1	3,832	34/204	4,036	551/350/22	63.5
	DEF.	4,835	982	4.9	1,375	359	3.8	3,460	50/313	3,773	573/336/19	58.6
2003	OFF.	4.792	1,020	4.7	1,488	446	3.3	3,304	42/244	3,548	532/306/17	57.5
	DEF.	4,783	968	4.9	1,741	449	3.9	3,042	35/203	3,245	484/294/14	60.7
2004	OFF.	5.184	1,012	5.1	2,464	618	4.0	2,720	36/250	2,970	295/196/11	66.4
	DEF.	4,134	882	4.7	1,299	357	3.6	2,835	41/225	3,060	484/269/19	55.6
2005	OFF.	5.149	960	5.4	2,223	549	4.0	2,926	32/178	2,969	379/228/14	60.2
	DEF.	4,544	998	4.6	1,376	402	3.4	3,168	47/312	3,480	499/312/15	57.4
2006	OFF.	5.725	1,041	5.5	1,992	469	4.2	2,969	49/293	4,026	523/312/23	59.7
	DEF.	4,805	998	4.9	1,412	408	3.5	3,393	39/226	3,480	529/319/20	60.3
2007	OFF.	5.239	1,000	5.2	2,168	511	4.2	3,071	47/347	3,418	442/282/14	63.8
	DEF.	4,262	933	4.6	1,438	361	4.0	2,824	36/243	3,067	536/292/11	54.5
2008	OFF.	4.991	1,015	4.9	1,690	460	3.7	3,301	49/306	3,607	442/282/14	63.8
	DEF.	3,795	974	3.9	1,284	390	3.3	2,511	51/350	2,861	522/301/20	56.5
2009	OFF.	5.941	1,014	5.9	1,793	428	4.2	4,148	50/348	4,148	536/351/14	65.5
	DEF.	4,885	967	5.1	1,438	372	3.9	3,447	47/314	3,761	548/319/12	58.2
2010	OFF.	5.525	993	5.6	1,924	471	4.1	2,601	43/289	3,890	479/298/9	62.2
	DEF.	4,429	974	4.5	1,004	333	3.0	3,425	48/319	3,744	593/363/21	61.2
2011	OFF.	5.957	1,015	5.9	1,903	434	4.4	4,054	42/279	4,333	539/341/15	63.3
	DEF.	4,348	964	4.5	1,597	399	4.0	2,751	35/230	2,981	530/289/11	54.5
2012	OFF.	5.324	1,023	5.2	1,537	412	3.7	3,787	37/225	4,012	574/354/14	61.7
	DEF.	4,413	951	4.6	1,450	391	3.7	2,963	37/196	3,159	523/299/10	57.2
2013	OFF.	5.400	1,023	5.3	1,383	394	3.5	4,017	43/289	4,306	586/377/14	64.3
	DEF.	5,402	1,036	5.2	1,849	433	4.3	3,553	34/198	3,751	569/329/10	57.8
2014	OFF.	6.577	1,068	6.2	1,752	423	4.1	4,825	33/172	4,997	612/411/10	67.2
	DEF.	5,654	944	6.0	1,605	368	4.4	4,049	33/194	4,243	543/350/11	64.5
2015	OFF.	6.327	1,011	6.3	1,724	388	4.4	4,603	33/219	4,822	590/391/21	66.3
	DEF.	5,809	1,055	5.5	1,459	382	3.8	4,350	48/311	4,661	625/402/17	64.3
2016	OFF.	5.962	1,026	5.8	1,760	409	4.3	4,202	21/175	4,377	596/381/15	63.9
	DEF.	5,482	997	5.5	1,600	369	4.3	3,882	38/259	4,141	590/381/13	64.6
2017	OFF.	6.047	1,051	5.8	1,667	437	3.8	4,380	24/154	4,534	590/384/15	65.1
	DEF.	4,910	940	5.2	1,693	385	4.4	3,271	56/393	3,610	499/297/16	59.5
2018	OFF.	6.453	1,058	6.1	1,445	345	4.2	5,008	24/166	5,174	689/459/17	66.6
	DEF.	5,235	987	5.3	1,538	369	4.2	3,697	52/347	4,044	566/362/8	64.0
2019	OFF.	4.428	937	4.7	1,447	395	3.7	2,981	32/233	3,214	510/315/19	61.8
	DEF.	4,866	1,030	4.7	1,753	462	3.8	3,113	54/342	3,455	514/314/20	61.1
2020	OFF.	5.354	1,043	5.1	1,351	373	3.6	4,129	14/126	4,003	656/428/11	65.2
	DEF.	4,893	996	4.9	1,783	414	4.3	3,494	56/384	3,110	526/298/18	56.7
2021	OFF.	5.361	1,113	4.8	1,583	411	3.9	3,778	38/239	4,017	664/425/11	64.0
	DEF.	6,139	1,116	5.5	2,483	498	5.0	3,656	55/321	3,977	563/355/13	63.1

STEELERS Miscellaneous

Year-by-Year Miscellaneous Offense and Defense Statistics

Year		Punt/Avg.	Pen/Yds.	Fum/Lost	Tot Pts.	TD	Run	Pass	Ret.	PATs	FGs	T.O.P.
1969	OFF.	65/40.1	67/659	36/20	218	26	8	17	1	26/26	12/25	
	DEF.	65/40.1	74/772	25/16	404	50	17	27	6	49/50	17/25	
1970	OFF.	78/44.2	82/835	30/16	210	26	13	12	1	24/26	10/28	
	DEF.	85/41.9	76/790	29/15	272	32	8	21	3	29/32	15/32	
1971	OFF.	79/43.9	88/898	37/16	246	28	10	15	3	27/28	17/27	
	DEF.	77/41.5	81/784	27/18	292	32	13	16	3	30/32	22/35	
1972	OFF.	66/43.6	81/728	27/14	343	37	22	12	3	35/37	28/41	
	DEF.	74/40.3	77/712	37/20	175	18	6	9	3	17/18	15/27	
1973	OFF.	62/41.1	84/817	36/14	347	37	12	20	5	36/37	29/43	
	DEF.	75/42.4	86/757	41/18	210	22	8	11	3	21/21	19/29	
1974	OFF.	78/39.0	104/978	33/19	305	35	19	12	4	33/35	20/29	
	DEF.	91/41.2	76/575	38/22	189	22	7	14	1	21/22	12/17	
1975	OFF.	69/39.4	89/756	34/23	373	46	22	21	3	44/46	17/21	
	DEF.	90/40.1	85/700	22/10	162	19	8	9	2	15/19	11/18	
1976	OFF.	76/39.2	111/836	40/19	342	43	33	10	0	40/43	14/26	
	DEF.	94/37.4	80/637	42/24	138	14	5	9	0	13/14	14/24	
1977	OFF.	73/36.3	122/973	41/28	283	27	20	17	0	34/37	9/14	
	DEF.	79/40.3	82/784	28/13	243	29	9	16	4	27/29	14/21	
1978	OFF.	66/40.0	108/943	35/17	356	46	16	28	2	44/45	12/26	
	DEF.	82/39.4	106/954	33/21	195	22	11	10	1	21/22	14/26	
1979	OFF.	68/40.2	108/866	47/26	416	52	25	26	1	50/52	18/30	
	DEF.	100/40.0	95/744	32/15	262	31	9	19	3	28/31	16/26	
1980	OFF.	66/40.2	111/933	38/18	352	42	15	26	1	39/42	19/28	
	DEF.	73/40.7	93/806	23/14	313	37	9	25	3	34/37	19/29	
1981	OFF.	84/43.3	97/840	39/22	356	47	21	25	1	38/46	12/17	
	DEF.	78/42.1	112/960	31/16	297	35	10	22	3	33/35	18/33	
1982	OFF.	49/40.4	59/459	18/9	204	25	7	17	1	22/23	10/12	
	DEF.	53/38.1	44/345	17/8	146	17	5	12	0	17/17	9/14	
1983	OFF.	80/41.9	99/836	42/20	355	39	17	15	7	38/39	27/31	
	DEF.	88/41.1	96/782	34/17	303	37	14	19	4	36/37	15/20	
1984	OFF.	70/41.2	112/948	40/15	387	45	13	25	7	45/45	24/32	30:33
	DEF.	90/42.4	107/945	30/11	310	35	12	19	4	34/35	22/28	29:27
1985	OFF.	79/39.1	85/665	31/9	379	40	14	23	3	40/40	33/42	30:52
	DEF.	86/40.9	89/679	34/15	355	43	19	18	6	40/41	19/25	29:08
1986	OFF.	89/38.7	105/876	28/16	307	35	18	16	1	32/34	21/32	29:45
	DEF.	82/39.0	107/876	31/13	336	39	10	22	7	36/38	22/39	30:15
1987	OFF.	82/40.2	105/801	37/8	285	31	11	13	7	31/31	22/29	29:44
	DEF.	70/39.2	95/771	41/17	299	34	8	22	4	31/34	20/26	30:16
1988	OFF.	71/41.5	99/803	40/19	336	36	17	15	4	34/36	28/36	28:31
	DEF.	67/40.7	79/705	35/13	421	49	20	25	4	47/49	26/32	31:29
1989	OFF.	83/40.6	116/986	32/18	265	29	17	10	2	28/29	21/30	28:50
	DEF.	69/40.5	96/785	40/21	362	38	16	17	5	37/38	19/27	31:10
1990	OFF.	66/37.2	110/928	40/17	292	33	11	20	2	32/33	20/25	30:06

	DEF.	64/40.9	89/719	33/18	240	26	13	9	4	26/26	18/28	29/54
1991	OFF.	75/39.9	116/933	37/14	292	32	8	20	4	31/31	23/33	27/05
	DEF.	65/41.6	84/685	27/11	344	38	14	21	3	38/38	26/41	32:55
1992	OFF.	74/42.1	106/941	28/18	299	31	13	15	3	29/31	28/36	32:05
	DEF.	74/42.0	104/814	34/21	225	24	5	15	3	24/24	19/28	27:55
1993	OFF.	89/42.5	100/861	28/15	308	32	13	16	3	32/32	28/30	32:15
	DEF.	82/43.9	77/652	37/14	281	30	6	16	8	29/30	24/29	27:45
1994	OFF.	97/39.7	119/974	18/8	316	35	15	17	3	32/32	24/29	31:58
	DEF.	97/42.2	91/763	31/14	234	23	7	12	4	22/22	24/29	28:02
1995	OFF.	59/40.1	109/839	24/13	407	44	17	21	6	39/39	34/41	32:26
	DEF.	85/43.3	101/931	30/12	327	37	9	24	4	34/34	23/25	27:24
1996	OFF.	72/40.7	84/665	27/14	344	39	18	15	6	37/37	23/30	30:08
	DEF.	86/43.8	97/746	28/17	257	27	7	17	3	26/26	21/26	29:52
1997	OFF.	64/42.6	95/861	25/14	372	44	19	22	3	40/40	22/25	32:05
	DEF.	66/42.5	90/708	26/14	307	31	5	24	1	26/26	21/26	27:55
1998	OFF.	82/43.5	79/690	18/12	263	26	8	13	5	23/23	26/32	30:20
	DEF.	76/45.8	106/854	28/13	303	30	8	17	5	23/24	32/41	29:40
1999	OFF.	84/45.2	119/945	19/7	317	35	14	19	2	30/31	25/29	31:28
	DEF.	92/40.6	101/813	29/14	320	36	10	20	6	34/35	20/26	28:32
2000	OFF.	91/43.3	81/667	24/11	321	35	19	12	4	32/33	25/30	31:27
	DEF.	81/43.3	105/876	25/18	255	24	9	13	2	24/24	29/34	28:33
2001	OFF.	63/41.4	86/737	28/9	352	38	17	16	5	34/37	30/44	34:10
	DEF.	87/42.3	71/585	27/12	212	26	5	19	2	23/24	9/20	25:50
2002	OFF.	63/41.0	90/712	26/14	390	43	15	26	2	35/37	29/40	32:47
	DEF.	77/40.3	106/927	22/17	345	41	16	19	6	37/38	20/26	27:13
2003	OFF.	84/41.4	111/1,005	24/11	300	33	10	19	4	31/32	23/32	30:42
	DEF.	91/40.6	96/709	24/11	327	38	14	20	4	32/25	21/24	29:18
2004	OFF.	67/43.0	99/837	20/8	372	41	16	20	5	40/40	28/33	34:00
	DEF.	79/42.7	104/875	28/13	251	26	8	14	4	24/24	23/27	26:01
2005	OFF.	69/41.7	99/876	22/9	389	45	21	21	3	45/45	24/29	31:16
	DEF.	80/43.3	120/1,031	30/15	258	27	10	15	2	24/25	24/30	28:44
2006	OFF.	66/41.3	69/611	27/14	353	42	16	23	3	41/41	20/27	31:13
	DEF.	86/43.8	104/862	16/9	315	36	9	21	6	36/36	21/27	28:47
2007	OFF.	68/42.4	80/651	21/8	393	46	9	34	3	44/44	23/25	33:18
	DEF.	82/43.0	73/556	30/14	269	31	6	22	3	29/30	18/22	26:42
2008	OFF.	78/39.8	95/812	28/10	347	38	16	19	3	36/37	27/31	31:29
	DEF.	91/42.5	91/801	22/9	223	21	7	12	2	21/21	24/27	28:31
2009	OFF.	72/42.7	85/769	21/11	368	41	10	28	3	41/41	27/31	32:13
	DEF.	86/42.8	102/903	21/10	324	37	7	22	8	32/32	22/29	27:47
2010	OFF.	74/44.3	100/903	22/9	375	41	15	22	4	38/38	29/37	31:53
	DEF.	81/40.4	86/716	28/14	232	22	5	15	2	18/19	26/30	28:07
2011	OFF.	60/44.7	91/854	16/13	325	36	13	21	2	36/36	23/31	32:33
	DEF.	87/43.6	96/777	13/4	227	23	7	15	1	21/21	22/27	27:27
2012	OFF.	78/43.6	92/938	33/16	336	36	8	27	1	34/34	28/31	32:07
	DEF.	88/45.2	100/882	19/10	314	33	9	19	5	30/31	28/33	27:53
2013	OFF.	75/41.1	80/677	16/10	379	41	9	28	4	39/39	30/32	30:53
	DEF.	79/43.0	92/798	21/10	370	41	18	21	2	38/39	28/31	29:07
2014	OFF.	62/43.0	103/834	16/11	436	49	10	33	6	45/45	29/32	32:24
	DEF.	68/45.3	97/835	20/10	368	40	9	30	1	38/38	30/32	27:36
2015	OFF.	59/42.6	94/868	16/7	423	45	16	26	3	32/34	35/42	29:24
	DEF.	70/43.8	121/1,149	27/13	319	35	6	29	0	29/32	26/31	30:36
2016	OFF.	69/44.9	113/1,068	10/3	399	47	13	33	1	37/37	24/28	30:22
	DEF.	70/43.4	109/920	21/10	327	36	15	20	1	29/32	26/31	29:38
2017	OFF.	64/43.2	101/896	15/5	406	43	12	29	2	37/39	35/38	31:56
	DEF.	77/45.1	110/1,041	19/6	308	36	14	20	2	28/31	20/24	28:04
2018	OFF.	64/43.4	111/1,026	21/9	428	54	16	35	2	44/49	16/23	30:41
	DEF.	82/44.0	136/1,170	16/7	360	42	13	27	2	38/39	22/26	29:19
2019	OFF.	74/45.5	111/893	30/11	289	29	7	18	4	28/28	29/31	28:42
	DEF.	73/46.1	115/1,118	33/18	303	32	7	23	2	30/31	25/31	31:18
2020	OFF.	77/45.1	81/691	22/7	416	50	12	35	3	41/45	23/24	30:49
	DEF.	81/45.7	103/980	18/9	312	36	13	22	1	32/33	20/24	29:11
2021	OFF.	77/43.5	106/831	19/9	343	34	10	23	1	27/29	36/40	29:17
	DEF.	78/44.5	123/1,017	23/9	398	43	17	24	2	38/41	34/38	30:43

## STEELERS Leaders

### Year-by-Year Rushing Leaders

Year	Player	Att.	Yards	Avg.	LG	TD
1934	Warren Heller	132	528	4.0		1
1935	Art Strutt	92	323	3.5		1
1936	Warren Heller	106	332	3.1		0
1937	John Karcis	127	513	4.0		3
1938	Byron "Whizzer" White (Rookie)	152	567&	3.7		4
1939	Boyd Brumbaugh	86	282	3.3		2
1940	Lou Tomasetti	68	246	3.6		1
1941	Dick Riffle	109	388	3.6	54	1
1942	Bill Dudley (Rookie)	162	696&	4.3	66	5
1943	Jack Hinkle	116	571	4.9		4
1944	John Grigas	185	610	3.2		3
1945	Buist Warren	96	285	3.0	75	2
1946	Bill Dudley	146	604&	4.1	42	3
1947	Johnny Clement	129	670	5.2	43	4
1948	Bob Cifers	112	361	3.2	21	1
1949	Jerry Nuzum	139	611	4.4	64t	5
1950	Joe Geri	188	705	3.8	47	2
1951	Fran Rogel	109	385	3.5	51	3
1952	Ray Mathews	66	315	4.8	36	0
1953	Fran Rogel	137	527	3.8	58	2
1954	Fran Rogel	111	415	3.7	16	1
1955	Fran Rogel	168	588	3.5	19	2

1956	Fran Rogel	131	476	3.6	40	2
1957	Billy Wells	154	532	3.5	51	0
1958	Tom Tracy	169	714	4.2	64	5
1959	Tom Tracy	199	794	4.0	51	3
1960	Tom Tracy	192	680	3.5	28t	5
1961	John Henry Johnson	213	787	3.7	44	6
1962	John Henry Johnson	251	1,141	4.5	40	7
1963	John Henry Johnson	186	773	4.2	48	4
1964	John Henry Johnson	235	1,048	4.5	45t	7
1965	Dick Hoak	131	426	3.3	42t	5
1966	Bill Ashbury	169	544	3.2	45	7
1967	Don Shy (Rookie)	99	341	3.4	33t	4
1968	Dick Hoak	175	858	4.9	77t	3
1969	Dick Hoak	151	531	3.5	13	2
1970	John "Frenchy" Fuqua	138	691	5.0	85t	7
1971	John "Frenchy" Fuqua	155	625	4.0	30t	4
1972	Franco Harris (Rookie)	188	1,055	5.6*	75t	10
1973	Franco Harris	188	698	3.7	35	3
1974	Franco Harris	208	1,006	4.8	54	5
1975	Franco Harris	262	1,246	4.8	36	10
1976	Franco Harris	289	1,128	3.9	30	14*&
	Rocky Bleier	220	1,036	4.7	28	5
1977	Franco Harris	300	1,162	3.9	61t	11
1978	Franco Harris	310	1,082	3.5	37	8
1979	Franco Harris	267	1,186	4.4	71t	11
1980	Franco Harris	208	789	3.8	26	4
1981	Franco Harris	242	987	4.1	50	8
1982	Franco Harris	140	604	4.3	21	2
1983	Franco Harris	279	1,007	3.6	19	5
1984	Frank Pollard	213	851	4.0	52	6
1985	Frank Pollard	233	991	4.3	56	3
1986	Earnest Jackson	216	910	4.2	31	5
1987	Earnest Jackson	180	696	3.9	39	1
1988	Merril Hoge	170	705	4.1	20	3
1989	Tim Worley (Rookie)	195	770	3.9	38	5
1990	Merril Hoge	203	772	3.8	41t	7
1991	Merril Hoge	165	610	3.7	24	2
1992	Barry Foster	390*&	1,690**	4.3	69	11 <sup>A</sup>
1993	Leroy Thompson	205	763	3.7	36	3
1994	Barry Foster	216	851	3.9	29t	5
1995	Eric Pegrarn	213	813	3.8	38	5
1996	Jerome Bettis	320	1,431	4.5	50t	11
1997	Jerome Bettis	375	1,665	4.4	34	7
1998	Jerome Bettis	316	1,185	3.8	42	3
1999	Jerome Bettis	299	1,091	3.6	35	7
2000	Jerome Bettis	355	1,341	3.8	30	8
2001	Jerome Bettis	225	1,072	4.8	48	4
2002	Amos Zereoue	193	762	3.9	42	4
2003	Jerome Bettis	246	811	3.3	21	7
2004	Jerome Bettis	250	941	3.8	29	13
2005	Willie Parker	255	1,202	4.7	80t	4
2006	Willie Parker	337	1,494	4.4	76	13
2007	Willie Parker	321	1,316	4.1	32	2
2008	Willie Parker	210	791	3.7	34t	5
2009	Rashard Mendenhall	242	1,108	4.6	60	7
2010	Rashard Mendenhall	324	1,273	3.9	50t	13
2011	Rashard Mendenhall	228	928	4.1	68	9
2012	Jonathan Dwyer	156	623	4.0	34	2
2013	Le'Veon Bell (Rookie)	244	860	3.5	43	8
2014	Le'Veon Bell	290 <sup>A</sup>	1,361 <sup>A</sup>	4.7	81	8
2015	DeAngelo Williams	200	907	4.5	55	11
2016	Le'Veon Bell	261	1,268	4.9	44	7
2017	Le'Veon Bell	321	1,291	4.0	27	9
2018	James Conner	215	973	4.5	30	12
2019	James Conner	116	464	4.0	25	4
2020	James Conner	169	721	4.3	59	6
2021	Najee Harris (Rookie)	307	1,200	3.9	37t	7

<sup>A</sup> AFC Leader

\*Team Record

& NFL Leader

%Tied for NFL Lead

Year-by-Year Total Yards from Scrimmage Leaders

Year	Player	Total Yards	Rush Yards	Rec. Yards
1947	Johnny Clement	676	670	6
1948	Val Jansante	620	-3	623
1949	Jerry Nuzum	692	611	81
1950	Joe Geri	738	705	33
1951	Lynn Chandnois	772	332	440
1952	Elbie Nickel (TE)	884	0	884
1953	Lynn Chandnois	882	470	412
1954	Ray Mathews	894	242	652
1955	Ray Mathews	949	187	762
1956	Fran Rogel	564	476	88
1957	Jack McClairan	630	0	630
1958	Tom Tracy	1,249	714	535
1959	Tom Tracy	1,067	794	273
1960	Tom Tracy	1,029	680	349
1961	Buddy Dial	1,053	6	1,047
1962	John Henry Johnson	1,367	1,141	226
1963	Buddy Dial	1,295	0	1,295
1964	John Henry Johnson	1,117	1,048	69

1965	Gary Ballman	905	46	859
1966	Roy Jefferson	808	36	772
1967	J. R. Wilburn	767	0	767
1968	Roy Jefferson	1,131	57	1,074
1969	Roy Jefferson	1,125	46	1,079
1970	John "Frenchy" Fuqua	980	691	289
1971	John "Frenchy" Fuqua	1,052	625	427
1972	Franco Harris (Rookie)	1,235	1,055	180
1973	Franco Harris	767	698	69
1974	Franco Harris	1,206	1,006	200
1975	Franco Harris	1,460	1,246	214
1976	Rocky Bleier	1,330	1,036	294
1977	Franco Harris	1,224	1,162	62
1978	Franco Harris	1,226	1,082	144
1979	Franco Harris	1,477	1,186	291
1980	Franco Harris	985	789	196
1981	Franco Harris	1,237	987	250
1982	Franco Harris	853	604	249
1983	Franco Harris	1,285	1,007	278
1984	John Stallworth	1,395	0	1,395
1985	Frank Pollard	1,241	991	250
1986	Walter Abercrombie	1,272	977	395
1987	Earnest Jackson	748	696	52
1988	Merril Hoge	1,192	705	487
1989	Louis Lipps	1,124	180	944
1990	Merril Hoge	1,114	772	342
1991	Merril Hoge	989	610	379
1992	Barry Foster	2,034	1,690*	344
1993	Leroy Thompson	1,022	763	259
1994	Byron "Bam" Morris (Rookie)	1,040	836	204
1995	Yancey Thigpen	1,308	1	1,307
1996	Jerome Bettis	1,553	1,431	122
1997	Jerome Bettis	1,775	1,665	110
1998	Jerome Bettis	1,275	1,185	90
1999	Jerome Bettis	1,201	1,091	110
2000	Jerome Bettis	1,438	1,341	97
2001	Jerome Bettis	1,120	1,072	48
2002	Hines Ward	1,471	142	1,329
2003	Hines Ward	1,224	61	1,163
2004	Hines Ward	1,029	25	1,004
2005	Willie Parker	1,420	1,202	218
2006	Willie Parker	1,716	1,494	222
2007	Willie Parker	1,480	1,316	164
2008	Hines Ward	1,047	4	1,043
2009	Rashard Mendenhall	1,369	1,108	261
2010	Rashard Mendenhall	1,440	1,273	167
2011	Mike Wallace	1,250	57	1,193
2012	Mike Wallace	843	7	836
2013	Antonio Brown	1,503	4	1,499
2014	Le'Veon Bell	2,215**	1,361*	854
2015	Antonio Brown	1,862*	28	1,834*
2016	Le'Veon Bell	1,884*	1,268	616
2017	Le'Veon Bell	1,946*	1,291	655
2018	James Conner	1,470*	973	497
2019	James Washington	735	0	735
2020	Diontae Johnson	938	15	923
2021	Najee Harris (Rookie)	1,667	1,200	467

\* AFC Leader

\*\* Team Record

& NFL Leader

% Tied for NFL Lead

Year-by-Year Passing Leaders

Year	Player	Att.	Comp.	Yards	TDs	Ints	Rtg.
1934	Warren Heller	112	31	511	2	15	12.5
1935	Warren Heller	41	9	88	0	8	0.0
1936	Ed Matesic	138	64	850	4	16	36.5
1937	Max Fiske	43	17	318	4	4	58.1
1938	Frank Flicheck (Rookie)	101	41	469	3	11	25.6
1939	Hugh McCullough (Rookie)	100	32	443	2	12	14.3
1940	Bill Patterson	117	34	529	3	15	14.9
1941	Boyd Brumbaugh	41	13	260	2	8	31.6
1942	Bill Dudley (Rookie)	94	35	438	2	5	37.5
1943	Roy Zimmerman	124	43	846	9	17	44.0
1944	Johnny Grigas	131	50	690	6	21	31.5
1945	Buist Warren	92	36	368	0	10	11.8
1946	Bill Dudley	90	32	452	2	9	20.5
1947	Johnny Clement	123	52	1,004	7	9	59.8
1948	Ray Evans	137	64	924	5	17	41.7
1949	Joe Geri (Rookie)	77	31	554	5	5	60.2
1950	Joe Geri	113	41	866	6	15	42.4
1951	Chuck Ortman (Rookie)	139	56	671	3	13	24.0
1952	Jim Finks	336	158	2,307	20&	19	66.2
1953	Jim Finks	292	131	1,484	8	14	49.8
1954	Jim Finks	306	164	2,003	14	19	63.4
1955	Jim Finks	344	165	2,270	10	26*	47.7
1956	Ted Marchibroda	275	124	1,585	12	19	49.4
1957	Earl Morrall	289	139	1,900	11	12	64.9
1958	Bobby Layne	268	133	2,339	14	12	78.4
1959	Bobby Layne	297	142	1,986	20	21	62.8
1960	Bobby Layne	209	103	1,814	13	17	66.2
1961	Rudy Bukich	156	89	1,253	11	16	67.2

1962	Bobby Layne	233	116	1,686	9	17	56.2
1963	Ed Brown	362	168	2,982	21	20	71.4
1964	Ed Brown	272	121	1,990	12	19	55.2
1965	Bill Nelsen	270	121	1,917	8	17	52.7
1966	Ron Smith	181	79	1,249	8	12	54.3
1967	Kent Nix	268	136	1,587	8	19	49.5
1968	Dick Shiner	304	148	1,856	18	17	64.5
1969	Dick Shiner	209	97	1,422	7	10	60.3
1970	Terry Bradshaw (Rookie)	218	83	1,410	6	24	30.4
1971	Terry Bradshaw	373	203	2,259	13	22	59.8
1972	Terry Bradshaw	308	147	1,887	12	12	64.1
1973	Terry Bradshaw	180	89	1,183	10	15	54.5
1974	Joe Gilliam	212	96	1,274	4	8	55.4
1975	Terry Bradshaw	286	165	2,055	18	9	88.0
1976	Terry Bradshaw	192	92	1,177	10	9	65.4
1977	Terry Bradshaw	314	162	2,523	17	19	71.4
1978	Terry Bradshaw	368	207	2,915 <sup>A</sup>	28	20	84.7
1979	Terry Bradshaw	472	259	3,724	25	25	77.0
1980	Terry Bradshaw	424	218	3,339	24	22	75.0
1981	Terry Bradshaw	370	201	2,887	22	14	83.9
1982	Terry Bradshaw	240	127	1,768	17	11	81.4
1983	Cliff Stoudt	381	197	2,553	12	21	60.6
1984	Mark Malone	272	147	2,137	16	17	73.4
1985	Mark Malone	233	117	1,428	13	7	75.5
1986	Mark Malone	425	216	2,444	15	18	62.5
1987	Mark Malone	336	156	1,896	6	19	46.7
1988	Bubby Brister	370	175	2,634	11	14	65.3
1989	Bubby Brister	342	187	2,365	9	10	73.1
1990	Bubby Brister	387	223	2,725	20	14	81.6
1991	Neil O'Donnell	286	156	1,963	11	7	78.8
1992	Neil O'Donnell	313	185	2,283	13	9	83.6
1993	Neil O'Donnell	486	270	3,208	14	7	79.5
1994	Neil O'Donnell	370	212	2,443	13	9	78.9
1995	Neil O'Donnell	416	246	2,970	17	7	87.7
1996	Mike Tomczak	401	222	2,767	15	17	71.8
1997	Kordell Stewart	440	236	3,020	21	17	75.2
1998	Kordell Stewart	458	252	2,560	11	18	62.9
1999	Mike Tomczak	258	139	1,526	12	8	75.8
2000	Kordell Stewart	289	151	1,860	11	8	73.6
2001	Kordell Stewart	442	266	3,106	14	11	81.7
2002	Tommy Maddox	377	234	2,836	20	16	85.2
2003	Tommy Maddox	519	298	3,414	18	17	75.3
2004	Ben Roethlisberger (Rookie)	295	196	2,621	17	11	98.1
2005	Ben Roethlisberger	268	168	2,385	17	9	98.6
2006	Ben Roethlisberger	469	280	3,513	18	23	75.4
2007	Ben Roethlisberger	404	264	3,154	32	11	104.1 <sup>*</sup>
2008	Ben Roethlisberger	469	281	3,301	17	15	80.1
2009	Ben Roethlisberger	506	337	4,328	26	12	100.5
2010	Ben Roethlisberger	389	240	3,200	17	5	97.0
2011	Ben Roethlisberger	513	324	4,077	21	14	90.1
2012	Ben Roethlisberger	449	284	3,265	26	8	97.0
2013	Ben Roethlisberger	584	375	4,261	28	14	92.0
2014	Ben Roethlisberger	608	408 <sup>A</sup>	4,952 <sup>%</sup>	32	9	103.3
2015	Ben Roethlisberger	469	319	3,938	29	16	94.5
2016	Ben Roethlisberger	509	328	3,819	29	13	95.4
2017	Ben Roethlisberger	561	360	4,251	28	14	93.4
2018	Ben Roethlisberger	675 <sup>*%</sup>	452 <sup>*%</sup>	5,129 <sup>*%</sup>	34 <sup>*</sup>	16	96.5
2019	Mason Rudolph	283	176	1,765	13	9	82.0
2020	Ben Roethlisberger	608	399	3,803	33	10	94.1
2021	Ben Roethlisberger	605	390	3,740	22	10	86.8

<sup>A</sup> AFC Leader

<sup>\*</sup> Team Record

<sup>&</sup> NFL Leader

<sup>%</sup> Tied for NFL Lead

Year-by-Year Pass Receptions Leaders

Year	Player	No.	Yards	Avg.	LG	TDs
1934	Ben Smith	14	218	15.6		0
1935	Jim Levey	7	112	16		2
1936	Wilbur Sortet	14	197	14.1		1
1937	John "Blood" McNally	10	168	16.8		4
1938	Bill Davidson	12	229	19.1		0
1939	Sam Boyd (Rookie)	21	423	20.1		2
1940	George Platukis	15	290	19.3		2
1941	Don Looney	10	186	18.6	66	1
1942	Walt Kichelski	15	189	12.6	26	0
1943	Tony Bova	17	419	24.6	51	5
1944	Ed Rucinski	22	284	12.9	40t	1
1946	Tony Bova	10	136	13.6	34	0
1947	Val Jansante	35	599	17.1	46	5
1948	Val Jansante	39	623	16	66t	3
1949	Val Jansante	29	445	15.3	47t	4
1950	Val Jansante	26	353	13.6	40	0
1951	Hank Minarik (Rookie)	35	459	13.1	37	1
1952	Elbie Nickel (TE)	55	884	16.1	54t	9
1953	Elbie Nickel (TE)	62	743	12	40	4
1954	Ray Mathews (RB)	44	652	14.8	78t	6
1955	Ray Mathews (RB)	42	762	18.1	61t	6
1956	Ray Mathews (RB)	31	540	17.4	64t	5
1957	Jack McClairn	46	630	13.7	48t	2
1958	Jimmy Orr	33	910	27.6	78t	7

1959	Jimmy Orr	35	604	17.3	43	5
1960	Buddy Dial	40	972	24.3	70†	9
1961	Buddy Dial	53	1,047	19.8	88†	12
1962	Buddy Dial	50	981	19.6	62	6
1963	Buddy Dial	60	1,295	21.6	83†	9
1964	Gary Ballman	47	935	19.9	47†	7
1965	Gary Ballman	40	859	21.5	87†	5
1966	John Hilton (TE)	46	603	13.1	32†	4
1967	J.R. Wilburn	51	767	15	66†	5
1968	Roy Jefferson	58	1,074	18.5	62	11
1969	Roy Jefferson	67	1,079	16.1	63	9
1970	Ron Shanklin (Rookie)	30	691	23	81†	4
1971	Ron Shanklin	49	652	13.3	42	6
	John "Frenchy" Fuqua (RB)	49	427	8.7	40†	1
1972	Ron Shanklin	38	669	17.6	57	3
1973	Ron Shanklin	30	711	23.7	67	10
1974	Frank Lewis	30	365	12.2	31†	4
1975	Lynn Swann	49	781	15.9	43†	11
1976	Lynn Swann	28	516	18.4	47	3
1977	Lynn Swann	50	789	15.8	46	7
1978	Lynn Swann	61	880	14.4	62	11
1979	John Stallworth	70	1,183	16.9	65†	8
1980	Lynn Swann	44	710	16.1	68†	7
1981	John Stallworth	63	1,098	17.4	55	5
1982	Franco Harris (RB)	31	249	8	20	0
1983	Calvin Sweeney	39	577	14.8	42	5
1984	John Stallworth	80	1,395	17.4	51	11
1985	John Stallworth	75	937	12.5	41	5
1986	Walter Abercrombie (RB)	47	395	8.4	27	2
1987	John Stallworth	41	521	12.7	45	2
1988	Louis Lipps	50	973	19.5	89†	5
	Merril Hoge (RB)	50	487	9.7	40	3
1989	Louis Lipps	50	944	18.9	79†	5
1990	Louis Lipps	50	682	13.6	37	3
1991	Louis Lipps	55	671	12.2	35	2
1992	Jeff Graham	49	711	14.5	51	1
1993	Eric Green (TE)	61	942#	15	71†	5
1994	John L. Williams (RB)	51	378	7.4	23	2
1995	Yancey Thigpen	85	1,307	15.4	43	5
1996	Andre Hastings	72	739	10.3	38	6
1997	Yancey Thigpen	79	1,398	17.7	69†	7
1998	Courtney Hawkins	66	751	11.4	53	1
1999	Troy Edwards (Rookie)	61	714	11.7	41	5
	Hines Ward	61	638	10.5	42	7
2000	Hines Ward	48	672	14	77†	4
2001	Hines Ward	94	1,003	10.7	34	4
2002	Hines Ward	112	1,329	11.9	72†	12
2003	Hines Ward	95	1,163	12.2	50	10
2004	Hines Ward	80	1,004	12.6	58	4
2005	Hines Ward	69	975	14.1	85†	11
2006	Hines Ward	74	975	13.2	70†	6
2007	Hines Ward	71	732	10.3	25	7
2008	Hines Ward	81	1,043	12.9	49	7
2009	Hines Ward	95	1,167	12.3	54	6
2010	Mike Wallace	60	1,257	21	56†	10
2011	Mike Wallace	72	1,193	16.6	95†	8
2012	Heath Miller (TE)	71	816	11.5	43	8
2013	Antonio Brown	110	1,499	13.6	56	8
2014	Antonio Brown	129&	1,698&	13.2	63†	13**
2015	Antonio Brown	136**	1,834**	13.5	59	10
2016	Antonio Brown	106^	1,284	12.1	51	12^
2017	Antonio Brown	101	1,533&	15.2	57	9
2018	JuJu Smith-Schuster	111	1,426	12.8	97†^	7
2019	Diontae Johnson (Rookie)	59	680	11.5	45	5
2020	JuJu Smith-Schuster	97	831	8.6	31†	9
2021	Diontae Johnson	107	1,161	10.9	50†	8

^ AFC Leader

\* Team Record

& NFL Leader

% Tied for NFL Lead

# Team Record for TE

Year-by-Year Scoring

Year	Player	TDs	PATs	FGs	TP
1935	Armand Niccolai	0	10	6	28
1936	Armand Niccolai	0	7	7	28
1937	John "Blood" McNally	5	0	0	30
1938	Byron "Whizzer" White (Rookie)/Bill Sortet	4	0	0	24
1939	Armand Niccolai	0	15	3	24
1940	Armand Niccolai	0	6	6	24
1941	Art Jones	5	0	0	24
1942	Bill Dudley (Rookie)	6	0	0	36
1943	Ernie Steele/Bob Thurbon	6	0	0	36
1944	Bob Thurbon	5	0	0	30
1945	Bill Dudley	3	2	0	20
1946	Bill Dudley	5	12	2	48
1947	Steve Lach	9	0	4	54
1948	Joe Glamp	3	26	1	45
1949	Joe Geri (Rookie)	5	12	1	64
1950	Joe Geri	3	22	8	64
1951	Joe Geri	4	22	7	67
1952	Elbie Nickel (TE)	9	0	0	54

1953	Nick Bolkovac	1	27	4	45
1954	Ray Mathews	8	0	0	48
1955	Ray Mathews	7	0	0	42
1956	Sid Watson	4	10	1	37
1957	Earl Girard	4	2	1	29
1958	Tom Miner	0	31	14	73
1959	Bobby Layne	2	32	11	77
1960	Tom Tracy	9	0	3	63
1961	Buddy Dial	12	0	0	72
	Lou Michaels	0	27	15	72
1962	Lou Michaels	0	32	26	110
1963	Lou Michaels	0	32	21	95
1964	Mike Clark	0	28	13	67
1965	Mike Clark	0	19	11	52
1966	Mike Clark	0	34	21	97
1967	Mike Clark	0	35	12	71
1968	Roy Jefferson	12	0	0	72
1969	Gene Mingo	0	26	12	62
1970	John "Frenchy" Fuqua	9	0	0	54
1971	Roy Gerela	0	27	17	78
1972	Roy Gerela	0	35	28	119
1973	Roy Gerela	0	36	29	123
1974	Roy Gerela	0	33	20	93 <sup>A</sup>
1975	Roy Gerela	0	44	17	95
1976	Franco Harris	14	0	0	84
1977	Franco Harris	11	0	0	66
1978	Roy Gerela	0	44	12	80
1979	Matt Bahr (Rookie)	0	50 <sup>*</sup>	18	104
1980	Matt Bahr	0	39	19	96
1981	Dave Trout (Rookie)	0	38	12	74
1982	Gary Anderson (Rookie)	0	22	10	52
1983	Gary Anderson	0	38	27	119 <sup>A</sup>
1984	Gary Anderson	0	45	24	117 <sup>A</sup>
1985	Gary Anderson	0	40	33 <sup>&amp;</sup>	139 <sup>A</sup>
1986	Gary Anderson	0	32	21	95
1987	Gary Anderson	0	21	22	87
1988	Gary Anderson	0	34	28	118
1989	Gary Anderson	0	28	21	91
1990	Gary Anderson	0	32	20	92
1991	Gary Anderson	0	31	23	100
1992	Gary Anderson	0	29	28	113
1993	Gary Anderson	0	32	28	116
1994	Gary Anderson	0	32	24	104
1995	Norm Johnson	0	39	34	141 <sup>A</sup>
1996	Norm Johnson	0	37	23	106
1997	Norm Johnson	0	40	22	106
1998	Norm Johnson	0	21	26	99
1999	Kris Brown (Rookie)	0	30	25	105
2000	Kris Brown	0	32	25	107
2001	Kris Brown	0	34	30	124
2002	Hines Ward	12	0	0	78
2003	Jeff Reed	0	31	23	100
2004	Jeff Reed	0	40	28	124
2005	Jeff Reed	0	45	24	117
2006	Jeff Reed	0	41	20	101
2007	Jeff Reed	0	44	24	113
2008	Jeff Reed	0	36	27	117
2009	Jeff Reed	0	41	27	122
2010	Rashard Mendenhall	13	0	0	78
2011	Shaun Suisham	0	36	23	105
2012	Shaun Suisham	4	34	28	118
2013	Shaun Suisham	0	39	30	129
2014	Shaun Suisham	0	45	29	132
2015	Chris Boswell	0	26	29	113
2016	Chris Boswell	0	36	21	99
2017	Chris Boswell	0	37	35 <sup>*</sup>	142 <sup>*</sup>
2018	Antonio Brown	15 <sup>A</sup>	0	0	90
2019	Chris Boswell	0	28	29	115
2020	Chris Boswell	0	34	19	91
2021	Chris Boswell	0	27	36	135

<sup>A</sup> AFC Leader

<sup>\*</sup> Team Record

& NFL Leader

% Tied for NFL Lead

# Team Record for TE

Year-by-Year Interceptions

Year	Player	No.	Yards	LG	TDs
1946	Bill Dudley	10 <sup>&amp;</sup>	242 <sup>*</sup>	80t	1
1947	Tony Compagno	4	163	64t	2
	Walt Slater	4	38	38	0
1948	Tony Compagno	7	79	82t	1
1949	Howard Hartley	6	63	41	0
1950	Howard Hartley	5	84	38	0
1951	Howard Hartley	10	69	23	0
1952	Jack Butler	7	168	41	0
1953	Jack Butler	9	147	28	1
1954	Paul Cameron (Rookie)	7	118	32	0
1955	Richie McCabe (Rookie)	3	29	25	0
1956	Jack Butler	6	113	34	0
1957	Jack Butler	10	85	20	0
1958	Jack Butler	9	81	19	0



1959	Dean Derby	7	127	24	0
1960	Dick Moegle	6	49	31	0
1961	John Sample	8	141	42	1
1962	Clendon Thomas	7	48	15	0
1963	Clendon Thomas	8	122	32	0
1964	Brady Keys	2	11	11	0
	Dick Haley	2	11	8	0
	Willie Daniel	2	4	4	0
1965	Jim Bradshaw	5	117	82t	1
1966	Jim Bradshaw	4	82	28	1
	Marv Woodson	4	91	56t	1
	Brady Keys	4	0	0	0
1967	Marv Woodson	7	49	24	0
1968	Paul Martha	3	43	23	0
	Ray May	3	31	25t	1
	Marv Woodson	3	23	12	0
	Clendon Thomas	3	0	0	0
1969	Bob Hohn	5	64	24	0
	Paul Martha	5	37	15	0
1970	Lee Calland	7	38	21	0
1971	John Rowser	4	94	70t	1
1972	Jack Ham	7	83	32t	1
1973	Mike Wagner	8%	134	38	0
1974	Glen Edwards	5	153	59	1
	J.T. Thomas	5	22	14	0
	Jack Ham	5	13	10	0
1975	Mel Blount	11*%	121	47	0
1976	Glen Edwards	6	95	55	0
	Mel Blount	6	75	28	0
1977	Mel Blount	6	65	37	0
1978	Tony Dungy	6	95	65	0
1979	Jack Lambert	6	29	23	0
1980	Donnie Shell	7	135	67	0
1981	Mel Blount	6	106	50t	1
	Jack Lambert	6	76	31	0
1982	Dwayne Woodruff	5 <sup>A</sup>	53	30	0
	Donnie Shell	5 <sup>A</sup>	27	18	0
1983	Rick Woods	5	53	31	0
	Donnie Shell	5	18	18	0
1984	Donnie Shell	7	71	52t	1
1985	Dwayne Woodruff	5	80	33	0
1986	Lupe Sanchez	3	71	67t	1
	Eric Williams	3	44	25	0
	Donnie Shell	3	29	17	0
	Rick Woods	3	26	23	0
	Harvey Clayton	3	18	14	0
	Bryan Hinkle	3	7	6	0
1987	Dwayne Woodruff	5	91	33t	1
1988	Dwayne Woodruff	4	109	78t	1
	Rod Woodson	4	98	29	0
1989	Dwayne Woodruff	4	57	35	0
1990	Rod Woodson	5	67	34	0
1991	Thomas Everett	4	53	27	0
1992	Darren Perry (Rookie)	6	69	34	0
1993	Rod Woodson	8	138	63t	1
1994	Darren Perry	7	112	42	0
1995	Willie Williams	7 <sup>A</sup>	122	63t	1
1996	Rod Woodson	6	121	43t	1
1997	Donnell Woolford	4	91	34	0
	Darren Perry	4	77	42	0
1998	Dewayne Washington	5	178	78t	2
1999	Scott Shields (Rookie)	4	75	25	0
	Dewayne Washington	4	1	1	0
2000	Dewayne Washington	5	59	31	0
	Chad Scott	5	49	33	0
2001	Chad Scott	5	204	62	2
2002	Joey Porter	4	153	84	0
	Brent Alexander	4	37	25	0
2003	Brent Alexander	4	63	34	0
2004	Troy Polamalu	5	58	26t	1
2005	Chris Hope	3	60	55	0
2006	Troy Polamalu	3	51	49	0
	Bryant McFadden	3	39	39	0
2007	Ike Taylor	3	56	51t	1
2008	Troy Polamalu	7	59	23	0
2009	Troy Polamalu	3	17	16	0
	Ryan Clark	3	0	0	0
2010	Troy Polamalu	7	101	45t	1
2011	Troy Polamalu	2	33	33	0
	Ike Taylor	2	29	29	0
	William Gay	2	12	12	0
2012	Lawrence Timmons	3	80	53t	1
2013	Ryan Clark	2	50	37	0
	Cortez Allen	2	43	40t	1
	Troy Polamalu	2	36	19t	1
	Lawrence Timmons	2	26	23	0
2014	William Gay	3	113	52t	3*
	Brice McCain	3	56	31	1
2015	Mike Mitchell	3	16	9	0
2016	Artie Burns	3	13	9	0
	Ryan Shazier	3	0	0	0
2017	Sean Davis	3	76	41	0

	Ryan Shazier	3	2	2	0
2018	Joe Haden	2	0	0	0
2019	Joe Haden	5	20	16	0
	Minkah Fitzpatrick	5	130	96t	1
2020	Minkah Fitzpatrick	4	77	37t	1
2021	Ahkello Witherspoon	3	45	41	0

^ AFC Leader

\* Team Record

& NFL Leader

% Tied for NFL Lead

Year-by-Year Sacks

Year	Player	No.
1972	Joe Greene	11
1973	L.C. Greenwood	8.5
1974	Ernie Holmes	11.5
1975	Ernie Holmes	8.5
1976	Joe Greene	6
1977	Steve Furness	8.5
1978	L.C. Greenwood	9
1979	L.C. Greenwood	7
	Steve Furness	7
1980	L.C. Greenwood	5
1981	Gary Dunn	8
1982	Tom Beasley	6
	Gary Dunn	6
1983	Keith Willis	14
1984	Mike Merrweather	15
1985	Keith Willis	5.5
1986	Keith Willis	12
1987	Mike Merrweather	5.5
1988	Tim Johnson	4
1989	Greg Lloyd	7
1990	Gerald Williams	6
1991	Jerrold Williams	9
1992	Greg Lloyd	6.5
1993	Kevin Greene	12.5
1994	Kevin Greene	14
1995	Kevin Greene	9
1996	Kevin Greene	13
1997	Carnell Lake	6
1998	Jason Gildon	11
1999	Jason Gildon	8.5
2000	Jason Gildon	13.5
2001	Jason Gildon	12
2002	Jason Gildon	9
	Joey Porter	8
2003	Kimo von Oelhoffen	8
2004	Aaron Smith	8
2005	Joey Porter	10.5
2006	Joey Porter	7
2007	James Harrison	8.5
2008	James Harrison	16*
2009	LaMarr Woodley	13.5
2010	James Harrison	10.5
2011	James Harrison	9
	LaMarr Woodley	9
2012	James Harrison	6
	Lawrence Timmons	6
2013	Jason Worilds	8
2014	Cameron Heyward	7.5
	Jason Worilds	7.5
2015	Cameron Heyward	7
2016	James Harrison	5
2017	Cameron Heyward	12
2018	T.J. Watt	13
2019	T.J. Watt	14.5*
2020	T.J. Watt	15*
2021	T.J. Watt	22.5&@

^ AFC Leader

\* Team Record

& NFL Leader

@tied NFL record

## STEELERS 300-Yard Passing Games

## 300-Yard Passing Games by Steelers

Before 1970 NFL Merger						
Date	Opponent	Score	Player	Yards	TDs	
11/16/1952	at Cleveland	[L 29-28]	Jim Finks	306	4	
9/26/1954	at Green Bay	[W 21-20]	Jim Finks	327	N/A	
11/5/1955	at Chicago Cards	[L 27-13]	Jim Finks	337	N/A	
12/13/1958	Chicago Cards	[W 38-21]	Bobby Layne	409	2	
12/18/1966	at Atlanta	[W 57-33]	Bill Nelsen	334	N/A	
Since 1970 NFL Merger						
Date	Opponent	Score	Player	Att.-Comp.-Yards	TDs	Int.
9/22/1974	at Denver (ot)	[T 35-35]	Joe Gilliam	50-31-348	1	1
1-21-79***	vs. Dallas	[W 35-31]	Terry Bradshaw	30-17-318	4	1
11/4/1979	Washington	[W 38-7]	Terry Bradshaw	27-15-311	4	1
11/25/1979	Cleveland	[W 33-30]	Terry Bradshaw	44-30-364	1	1
12/2/1979	Cincinnati	[W 37-17]	Terry Bradshaw	29-17-339	2	1
1/20/1980***	vs. L.A. Rams	[W 31-19]	Terry Bradshaw	21-14-309	2	3
10/26/1980	at Cleveland	[L 27-26]	Cliff Stoudt	37-18-310	0	1
9/6/1981	Kansas City	[L 37-33]	Terry Bradshaw	36-21-319	2	2
1/9/1983*	San Diego	[L 31-28]	Terry Bradshaw	39-28-335	2	2
1/6/1985*	at Miami	[L 45-28]	Mark Malone	36-20-312	3	3
9/30/1985	Cincinnati	[L 37-24]	Mark Malone	44-26-374	3	2
12/21/1986	Kansas City	[L 24-19]	Mark Malone	43-22-351	0	1
9/25/1988	at Buffalo	[L 36-28]	Bubby Brister	36-22-330	2	3
12/4/1988	at Houston	[W 37-34]	Bubby Brister	36-17-311	3	0
10/14/1990	at Denver	[W 34-17]	Bubby Brister	28-21-353	4	0
11/10/1991	at Cincinnati (ot)	[W 33-27]	Neil O'Donnell	39-24-309	3	0
10/24/1993	at Cleveland	[L 28-23]	Neil O'Donnell	39-25-355	0	1
11/20/1994	Miami (ot)	[W 16-13]	Mike Tomczak	42-26-343	0	0
1/15/1995**	San Diego	[L 17-13]	Neil O'Donnell	54-32-349	1	0
10/19/1995	Cincinnati	[L 27-9]	Neil O'Donnell	52-30-359	0	1
11/5/1995	at Chicago (ot)	[W 37-34]	Neil O'Donnell	52-34-341	2	2
11/19/1995	at Cincinnati	[W 49-31]	Neil O'Donnell	31-24-377	3	0
12/24/1995	at Green Bay	[L 24-19]	Neil O'Donnell	55-33-318	1	2
10/7/1996	at Kansas City	[W 17-7]	Mike Tomczak	32-20-338	0	1
10/26/1997	Jacksonville	[W 23-17]	Kordell Stewart	42-25-317	2	1
12/7/1997	Denver	[W 35-24]	Kordell Stewart	29-18-303	3	1
1/2/2000	Tennessee	[L 47-36]	Mike Tomczak	39-21-309	2	1
12/16/2001	at Baltimore	[W 26-21]	Kordell Stewart	31-20-333	2	0
11/10/2002	Atlanta (ot)	[T 34-34]	Tommy Maddox	41-28-473	4	1
12/8/2002	Houston	[L 24-6]	Tommy Maddox	57-30-325	0	2
1/5/2003*	Cleveland	[W 36-33]	Tommy Maddox	38-30-367	3	2
9/14/2003	at Kansas City	[L 41-20]	Tommy Maddox	47-28-336	1	3
9/28/2003	Tennessee	[L 30-13]	Tommy Maddox	47-31-332	0	2
11/17/2003	at San Francisco	[L 30-14]	Tommy Maddox	44-25-327	1	1
11/30/2003	Cincinnati	[L 24-20]	Tommy Maddox	42-28-313	1	1
12/18/2004	at N.Y. Giants	[W 33-30]	Ben Roethlisberger	28-18-316	1	2
12/4/2005	Cincinnati	[L 38-31]	Ben Roethlisberger	41-29-386	3	3
10/29/2006	at Oakland	[L 20-13]	Ben Roethlisberger	37-25-301	1	4
1/5/2008*	Denver	[L 31-20]	Ben Roethlisberger	54-38-433	2	3
1/5/2008*	Jacksonville	[L 31-29]	Ben Roethlisberger	42-29-337	2	3
10/5/2008	at Jacksonville	[W 26-21]	Ben Roethlisberger	41-26-309	3	1
11/16/2008	San Diego	[W 11-10]	Ben Roethlisberger	41-31-308	0	1
12/21/2008	Tennessee	[L 31-14]	Ben Roethlisberger	39-25-329	2	2
9/10/2009	Tennessee	[W 13-10]	Ben Roethlisberger	43-33-363	1	2
10/4/2009	San Diego	[W 38-28]	Ben Roethlisberger	33-26-333	2	0
10/19/2009	Cleveland	[W 27-14]	Ben Roethlisberger	35-23-417	2	1
11/22/2009	at Kansas City	[L 27-24]	Ben Roethlisberger	42-32-398	3	2
12/20/2009	Green Bay	[W 37-36]	Ben Roethlisberger	46-29-503	3	0
10/24/2010	at Miami	[W 23-22]	Ben Roethlisberger	27-19-302	2	0
11/4/2010	New England	[L 39-26]	Ben Roethlisberger	49-30-387	3	1
12/23/2010	Carolina	[W 27-3]	Ben Roethlisberger	32-22-320	1	0
9/25/2011	at Indianapolis	[W 23-20]	Ben Roethlisberger	37-25-364	1	1
10/23/2011	at Arizona	[W 32-20]	Ben Roethlisberger	50-36-365	3	0
10/30/2011	New England	[L 23-17]	Ben Roethlisberger	50-36-365	2	1
11/6/2011	Baltimore	[L 23-20]	Ben Roethlisberger	37-20-330	0	3
12/19/2011	at San Francisco	[L 20-3]	Ben Roethlisberger	44-25-330	1	1
9/23/2012	at Oakland	[L 34-31]	Ben Roethlisberger	49-36-384	4	0
10/11/2012	at Tennessee	[L 26-23]	Ben Roethlisberger	40-24-363	1	0
12/16/2012	at Dallas (ot)	[L 27-24]	Ben Roethlisberger	40-24-339	2	1
9/22/2013	Chicago	[L 40-23]	Ben Roethlisberger	41-26-406	2	2
9/29/2013	vs. Minnesota	[L 34-27]	Ben Roethlisberger	51-36-383	1	1
11/3/2013	at New England	[L 55-21]	Ben Roethlisberger	48-28-400	4	2
11/17/2013	Detroit	[W 37-27]	Ben Roethlisberger	45-29-367	4	2
12/8/2013	Miami	[L 34-28]	Ben Roethlisberger	39-23-349	3	0
9/7/2014	Cleveland	[W 30-27]	Ben Roethlisberger	34-23-365	1	1
9/28/2014	Tampa Bay	[L 27-24]	Ben Roethlisberger	40-29-314	3	0
10/26/2014	Indianapolis	[W 51-34]	Ben Roethlisberger	49-40-522	6	0
11/2/2014	Baltimore	[W 43-23]	Ben Roethlisberger	37-25-340	6	0
1/9/2014	at N.Y. Jets	[L 20-13]	Ben Roethlisberger	43-30-343	1	2
11/30/2014	New Orleans	[L 35-32]	Ben Roethlisberger	58-32-435	2	2
12/7/2014	at Cincinnati	[W 42-21]	Ben Roethlisberger	39-25-350	0	3
12/7/2014	at Atlanta	[W 27-20]	Ben Roethlisberger	35-27-360	0	0
12/28/2014	Cincinnati	[W 27-17]	Ben Roethlisberger	38-24-317	2	1
1/3/2015	Baltimore	[W 30-17]	Ben Roethlisberger	45-31-334	1	2
9/10/2015	at New England	[L 28-21]	Ben Roethlisberger	38-26-351	1	1
9/20/2015	San Francisco	[W 43-18]	Ben Roethlisberger	27-21-369	3	0
11/8/2015	Oakland	[W 38-35]	Ben Roethlisberger	44-24-334	2	1
11/15/2015	Cleveland	[W 30-9]	Ben Roethlisberger	33-22-379	3	1

11/29/2015	at Seattle	[L 39-30]	Ben Roethlisberger	55-36-456	1	2
12/6/2015	Indianapolis	[W 45-10]	Ben Roethlisberger	39-24-364	4	0
12/20/2015	Denver	[W 34-27]	Ben Roethlisberger	55-40-380	3	2
1/3/2016	at Cleveland	[W 28-12]	Ben Roethlisberger	36-24-349	3	2
1/17/2016*	at Denver	[L 23-16]	Ben Roethlisberger	37-24-339	0	0
9/12/2016	at Washington	[W 38-16]	Ben Roethlisberger	37-27-300	3	1
10/2/2016	Kansas City	[W 43-14]	Ben Roethlisberger	27-22-300	5	0
10/9/2016	NY Jets	[W 31-13]	Ben Roethlisberger	47-34-380	4	0
11/13/2016	Dallas	[L 35-30]	Ben Roethlisberger	46-37-408	3	0
1/22/2017*	at New England	[L 36-17]	Ben Roethlisberger	47-31-314	1	1
10/8/2017	Jacksonville	[L 30-9]	Ben Roethlisberger	55-33-312	0	5
10/29/2017	at Detroit	[W 20-15]	Ben Roethlisberger	31-17-317	1	1
11/26/2017	Green Bay	[W 31-28]	Ben Roethlisberger	45-33-351	4	2
12/10/2017	Baltimore	[W 39-38]	Ben Roethlisberger	66-44-506	2	0
1/14/2018*	Jacksonville	[L 45-42]	Ben Roethlisberger	58-37-469	5	1
9/9/2018	at Cleveland	[T 21-21 OT]	Ben Roethlisberger	41-23-335	1	3
9/16/2018	Kansas City	[L 42-37]	Ben Roethlisberger	60-39-452	3	0
9/24/2018	at Tampa Bay	[W 30-27]	Ben Roethlisberger	30-27-353	3	1
10/14/2018	at Cincinnati	[W 28-21]	Ben Roethlisberger	46-32-369	1	0
11/8/2018	Carolina	[W 52-21]	Ben Roethlisberger	25-22-328	5	0
11/18/2018	at Jacksonville	[W 20-16]	Ben Roethlisberger	47-27-314	2	3
11/25/2018	at Denver	[L 24-17]	Ben Roethlisberger	56-41-462	1	2
12/23/2018	at New Orleans	[L 31-28]	Ben Roethlisberger	50-33-380	3	0
9/20/2020	Denver	[W 26-21]	Ben Roethlisberger	41-29-311	2	1
11/8/2020	at Dallas	[W 24-19]	Ben Roethlisberger	42-29-306	3	0
11/15/2020	Cincinnati	[W 36-10]	Ben Roethlisberger	46-27-333	4	0
12/7/2020	Washington	[L 23-17]	Ben Roethlisberger	53-33-305	2	1
12/27/2020	Indianapolis	[W 28-24]	Ben Roethlisberger	49-34-341	3	0
1/3/2021	at Cleveland	[L 24-22]	Mason Rudolph	39-22-315	2	1
1/10/2021*	Cleveland	[L 48-37]	Ben Roethlisberger	68&48-501	4	4
9/26/2021	Cincinnati	[L 24-10]	Ben Roethlisberger	58-38-318	1	2
12/9/2021	at Minnesota	[L 36-28]	Ben Roethlisberger	28-40-308	3	1

Since 1970 NFL Merger

Total Games with 300-Yards Passing: 111 Wins: 55 Losses: 53 Ties: 3

Total Home Games with 300-Yards Passing: 60 Wins: 32 Losses: 27 Ties: 1

Total Away Games with 300-Yards Passing: 48 Wins: 21 Losses: 25 Ties: 2

Total Neutral Games with 300-Yards Passing: 3 Wins: 2 Losses: 1

\*AFC Playoff Game

\*\*AFC Championship Game

\*\*\*Super Bowl

! Game at Wembley Stadium (London)

& Team Record

300-Yard Passing Games by Opponents

		Before 1970 NFL Merger				
Date	Opponent	Score	Player	Att.-Comp.-Yards	TDs	Int.
9/28/1969	at Philadelphia	[L 41-27]	Norm Snead	30-22-335	5	1
		Since 1970 NFL Merger				
Date	Opponent	Score	Player	Att.-Comp.-Yards	TDs	Int.
12/21/1971	N.Y. Giants	[W 17-13]	Fran Tarkenton	41-27-302	1	2
11/2/1975	at Cincinnati	[W 30-24]	Ken Anderson	42-19-331	3	3
9/12/1976	at Oakland	[L 31-28]	Ken Stabler	38-21-342	3	4
12/10/1977	at Cincinnati	[L 17-10]	Ken Anderson	33-15-303	1	1
11/5/1978	New Orleans	[W 20-14]	Archie Manning	32-22-344	1	1
10/7/1979	at Cleveland	[W 51-35]	Brian Sipe	41-22-365	5	3
11/25/1979	Cleveland	[W 33-30]	Brian Sipe	38-23-333	3	1
10/26/1980	at Cleveland	[L 27-26]	Brian Sipe	46-28-349	4	1
11/9/1980	at Tampa Bay	[W 24-21]	Doug Williams	45-21-302	3	1
12/22/1980	at San Diego	[L 26-17]	Dan Fouts	37-21-308	0	0
9/27/1981	New England	[W 27-21]	Matt Cavanaugh	42-22-325	1	1
10/18/1981	at Cincinnati	[L 34-7]	Ken Anderson	28-16-346	2	0
11/15/1981	at Atlanta	[W 34-20]	Steve Bartkowski	50-33-416	2	2
12/20/1981	at Houston	[L 21-20]	Gifford Nielsen	37-24-377	3	2
9/13/1982	at Dallas	[W 36-28]	Danny White	36-25-347	4	2
9/19/1982	Cincinnati	[W 26-20]	Ken Anderson	38-27-323	0	3
1/2/1983	Cleveland	[W 37-21]	Paul McDonald	47-22-313	3	4
1/9/1983*	San Diego	[L 31-28]	Dan Fouts	42-27-333	3	0
9/18/1983	at Houston	[W 40-28]	Archie Manning	35-16-300	1	4
10/16/1983	Cleveland	[W 44-17]	Brian Sipe	49-27-310	0	6
12/2/1984	at Houston	[L 23-20]	Warren Moon	45-27-303	1	3
1/6/1985	at Miami	[L 45-28]	Dan Marino	32-21-421	4	1
12/8/1985	at San Diego	[L 54-44]	Dan Fouts	33-21-372	3	3
11/23/1986	at Cleveland (ot)	[L 37-31]	Bernie Kosar	46-28-414	2	1
9/13/1987	San Francisco	[W 30-17]	Joe Montana	49-34-316	2	3
10/25/1987	Cincinnati	[W 23-20]	Boomer Esiason	32-20-303	2	2
11/1/1987**	at Miami	[L 35-24]	Dan Marino	31-25-332	4	2
11/22/1987	at Cincinnati	[W 30-16]	Boomer Esiason	53-30-409	0	3
12/13/1987	at San Diego	[W 20-16]	Dan Fouts	52-29-334	1	1
9/11/1988	at Washington	[L 30-29]	Doug Williams	52-30-430	2	1
11/6/1988	at Cincinnati	[L 42-7]	Boomer Esiason	23-16-318	3	2
9/17/1989	at Cincinnati	[L 41-10]	Boomer Esiason	27-16-328	2	0
10/29/1989	Kansas City	[W 23-17]	Steve DeBerg	36-24-338	1	2
12/31/1989	at Houston (ot)	[W 26-23]	Warren Moon	48-29-315	2	0
9/8/1991	at Buffalo	[L 52-34]	Jim Kelly	43-31-363	6	2
11/10/1991	at Cincinnati (ot)	[W 33-27]	Boomer Esiason	43-32-361	1	1
11/17/1991	Washington	[L 41-14]	Mark Rypien	28-21-325	2	0
11/24/1991	Houston	[W 26-14]	Warren Moon	48-24-324	2	5
12/22/1991	Cleveland	[W 17-10]	Bernie Kosar	49-28-335	1	3
9/6/1992	at Houston	[W 29-24]	Warren Moon	45-29-330	2	5
11/15/1992	Detroit	[W 17-14]	Erik Kramer	37-20-304	1	1
12/13/1993	at Miami	[W 21-20]	Steve DeBerg	44-27-344	1	2
11/20/1994	Miami	[L 16-14]	Dan Marino	45-31-312	1	1
12/16/1995	New England	[L 41-27]	Drew Bledsoe	60-39-336	3	1

12/24/1995	at Green Bay	[W 24-19]	Brett Favre	32-23-301	2	0
9/22/1997	at Jacksonville	[L 30-21]	Mark Brunell	42-24-306	1	0
12/6/1998	New England	[L 23-9]	Drew Bledsoe	34-21-327	1	3
12/20/1998	Cincinnati	[L 25-24]	Jeff Blake	36-20-367	1	1
12/2/1999	at Jacksonville	[L 20-6]	Mark Brunell	37-25-308	1	0
9/17/2000	at Cleveland	[L 23-20]	Tim Couch	31-23-316	2	0
12/10/2000	at N.Y. Giants	[L 30-10]	Kerry Collins	35-24-333	2	1
11/25/2001	at Tennessee	[W 34-24]	Steve McNair	37-23-334	2	2
12/30/2001	at Cincinnati	[L 26-23]	John Kitna	68-35-411	2	1
9/15/2002	Oakland	[L 30-17]	Rich Gannon	64-43-403	1	2
10/21/2002	Indianapolis	[W 28-10]	Peyton Manning	48-32-304	1	3
12/29/2002	Baltimore	[W 34-31]	Jeff Blake	26-19-336	2	2
1/5/2003	Cleveland	[W 36-33]	Kelly Holcomb	43-26-429	3	1
1/11/2003	at Tennessee	[L 34-31]	Steve McNair	44-27-338	2	2
10/26/2003	St. Louis	[L 33-21]	Marc Bulger	37-22-375	1	0
11/9/2003	Arizona	[W 28-15]	Jeff Blake	43-23-307	2	0
9/12/2004	Oakland	[W 24-21]	Rich Gannon	37-20-305	2	2
9/25/2005	New England	[L 23-20]	Tom Brady	41-31-372	0	1
11/12/2006	New Orleans	[W 38-31]	Drew Brees	47-31-398	1	0
12/9/2007	at New England	[L 34-13]	Tom Brady	46-32-399	4	0
1/11/2009*	San Diego	[W 35-24]	Philip Rivers	35-21-377	3	1
2/1/2009***	vs. Arizona	[W 27-23]	Kurt Warner	43-31-377	3	1
10/25/2009	Minnesota	[W 27-17]	Brett Favre	50-33-334	0	1
12/6/2009	Oakland	[L 27-24]	Bruce Gradkowski	33-20-308	3	0
12/20/2009	Green Bay	[W 37-36]	Aaron Rodgers	48-26-383	3	0
10/31/2010	at New Orleans	[L 20-10]	Drew Brees	44-34-305	2	1
11/14/2010	New England	[L 39-26]	Tom Brady	43-30-350	3	0
***2/6/2011	vs. Green Bay	[L 31-25]	Aaron Rodgers	39-24-304	3	0
11/6/2011	Baltimore	[L 23-20]	Joe Flacco	47-28-300	1	0
1/9/2012	at Denver (ot)	[L 29-23]	Tim Tebow	21-10-316	2	0
12/16/2012	at Dallas (ot)	[L 27-24]	Tony Romo	42-30-341	2	0
11/3/2013	at New England	[L 55-31]	Tom Brady	33-23-432	4	0
11/17/2013	Detroit	[L 37-27]	Matthew Stafford	46-19-362	2	1
9/28/2014	Tampa Bay	[L 27-24]	Mike Glennon	42-21-302	2	1
10/26/2014	Indianapolis	[W 51-34]	Andrew Luck	45-26-400	3	2
11/2/2014	Baltimore	[W 43-23]	Joe Flacco	45-30-303	2	1
12/7/2014	at Cincinnati	[W 42-21]	Andy Dalton	29-21-302	2	0
12/14/2014	at Atlanta	[W 27-20]	Matt Ryan	37-26-310	2	1
12/21/2014	Kansas City	[W 20-12]	Alex Smith	45-31-311	0	0
9/20/2015	San Francisco	[W 43-18]	Colin Kaepernick	46-33-335	2	0
10/12/2015	at San Diego	[W 24-20]	Philip Rivers	48-35-365	2	1
10/18/2015	Arizona	[W 25-13]	Carson Palmer	45-29-421	1	2
11/8/2015	Oakland	[W 38-35]	Derek Carr	44-24-301	4	1
11/15/2015	Cleveland	[W 30-9]	Johnny Manziel	45-33-372	1	1
11/29/2015	at Seattle	[L 39-30]	Russell Wilson	30-21-345	5	0
9/12/2016	at Washington	[W 38-16]	Kirk Cousins	40-33-329	0	2
9/18/2016	Cincinnati	[W 24-16]	Andy Dalton	54-31-366	1	0
9/25/2016	at Philadelphia	[L 34-3]	Carson Wentz	31-23-301	2	0
11/13/2016	Dallas	[L 35-30]	Dak Prescott	32-22-319	2	0
***1/22/2017	at New England	[L 36-17]	Tom Brady	42-32-384	3	0
10/29/2017	at Detroit	[W 20-15]	Matthew Stafford	45-27-432	0	0
11/16/2017	Tennessee	[W 40-17]	Marcus Mariota	33-22-306	1	4
12/31/2017	Cleveland	[W 28-24]	DeShone Kizer	30-16-314	2	1
9/24/2018	at Tampa Bay	[W 30-27]	Ryan Fitzpatrick	50-30-411	3	3
9/30/2018	Baltimore	[L 26-14]	Joe Flacco	42-28-363	2	0
9/16/2018	Kansas City	[L 42-37]	Patrick Mahomes	28-23-326	6	0
12/9/2018	at Oakland	[L 24-21]	Derek Carr	34-25-322	2	0
12/23/2018	at New Orleans	[L 31-28]	Drew Brees	39-27-326	1	0
9/8/2019	at New England	[L 33-3]	Tom Brady	36-24-341	3	0
9/15/2019	Seattle	[L 28-26]	Russell Wilson	35-29-300	3	0
10/13/2019	at L.A. Chargers	[W 24-17]	Philip Rivers	44-26-320	2	2
9/19/2021	Las Vegas	[L 26-17]	Derek Carr	37-28-382	2	1
11/21/2021	at L.A. Chargers	[L 41-37]	Justin Herbert	30-49-382	3	0
*1/16/2022	at Kansas City Chiefs	[L 42-21]	Patrick Mahomes	30-39-404	5	1

Total Games with Opponent 300-Yards Passing: 108 Wins: 56 Losses: 52

Total Home Games with Opponent 300-Yards Passing: 51 Wins: 35 Losses: 16

Total Away Games with Opponent 300-Yards Passing: 55 Wins: 20 Losses: 35

Total Neutral Games with Opponent 300-Yards Passing: 2 Wins: 1 Losses: 1

\*AFC Playoff Game

\*\*AFC Championship Game

\*\*\*Super Bowl

## STEELERS 100-Yard Rushing Games

### 100-Yard Rushing Games by Steelers

Date	Opponent	Score	Player	Att./Yards	TDs
11-20-38	at Philadelphia	[L 14-7]	Whizzer White	11-133	1
9/13/1942	Philadelphia	[L 24-14]	Bill Dudley	13-107	1
11/11/1942	at N.Y. Giants	[W 17-9]	Bill Dudley	24-135	1
11/22/1942	Chicago Cardinals	[W 19-3]	Dick Riffe	14-104	1
10/13/1946	Boston	[W 16-7]	Bill Dudley	16-112	0
10/20/1946	at Green Bay	[L 17-7]	Bill Dudley	17-133	1
9/26/1948	at Washington	[L 17-14]	Johnny Clement	19-127	1
12/5/1948	N.Y. Giants	[W 38-28]	George Papach	17-148	0
10/23/1949	N.Y. Bulldogs	[W 24-13]	Jerry Nuzum	16-117	2
		[W 24-13]	George Papach	15-113	0
11/20/1949	at Green Bay	[W 30-7]	Jerry Nuzum	20-168	1
10/7/1950	Cleveland	[L 30-17]	Joe Geri	23-145	0
11/5/1950	at Philadelphia	[W 9-7]	Joe Geri	25-113	0

11/23/1950	at Chicago Cardinals	[W 28-17]	Joe Geri	24-105	2
10/24/1953	Green Bay	[W 31-14]	Fran Rogel	19-168	0
11/28/1954	Chicago Cardinals	[W 20-17]	Fran Rogel	22-102	0
11/18/1956	Chicago Cardinals	[W 14-7]	Lou Baldacci	16-110	0
		[W 14-7]	Fran Rogel	18-112	1
11/30/1958	Chicago Bears	[W 24-10]	Tom Tracy	17-156	2
12/13/1958	Chicago Cardinals	[W 38-21]	Tank Younger	13-106	0
11/29/1959	Philadelphia	[W 31-0]	Tom Tracy	23-122	0
12/6/1959	at Chicago Bears	[L 27-21]	Tom Tracy	14-109	1
11/27/1960	Washington	[W 22-10]	John Henry Johnson	18-109	0
12/11/1960	Philadelphia	[W 27-21]	John Henry Johnson	19-182	1
10/29/1961	San Francisco	[W 20-10]	John Henry Johnson	15-103	1
11/5/1961	at Cleveland	[W 17-13]	John Henry Johnson	22-105	0
9/30/1962	N.Y. Giants	[L 31-27]	John Henry Johnson	20-113	1
10/6/1962	Philadelphia	[W 13-7]	John Henry Johnson	22-128	0
10/14/1962	at N.Y. Giants	[W 20-17]	John Henry Johnson	22-123	0
11/11/1962	at St. Louis	[W 26-17]	John Henry Johnson	25-138	1
9/22/1963	N.Y. Giants	[W 31-0]	John Henry Johnson	24-123	1
11/10/1963	Cleveland	[W 9-7]	John Henry Johnson	27-131	0
11/17/1963	at Washington	[W 34-28]	John Henry Johnson	34-105	2
12/8/1963	at Dallas	[W 24-19]	Theron Sapp	20-119	1
12/15/1963	at N.Y. Giants	[L 33-17]	John Henry Johnson	14-104	0
10/10/1964	at Cleveland	[W 23-7]	John Henry Johnson	30-200	3
10/25/1964	Philadelphia	[L 34-10]	Clarence Peaks	11-101	1
11/1/1964	Cleveland	[L 30-17]	John Henry Johnson	16-100	1
11/22/1964	at N.Y. Giants	[W 44-17]	John Henry Johnson	23-106	2
10/9/1965	at Cleveland	[L 24-19]	Dick Hoak	15-107	2
9/17/1967	Chicago	[W 41-13]	Willie Asbury	12-107	2
10/29/1967	at New Orleans	[W 14-10]	Don Shy	10-108	1
10/13/1968	at Washington	[L 16-13]	Dick Hoak	12-115	0
10/20/1968	New Orleans	[L 16-12]	Dick Hoak	16-166	1
11/17/1968	Cleveland	[L 45-24]	Earl Gros	13-109	0
12/8/1968	at Dallas	[L 28-7]	Dick Hoak	17-114	0

## Before 1970 NFL Merger

Total number of 100-yard rushers: 46

Total games: 44 Wins: 29 Losses: 15 Ties: 0

Total Home games: 24 Wins: 17 Losses: 7 Ties: 0

Total Away games: 20 Wins: 12 Losses: 8 Ties: 0

Total Neutral games: 0 Wins: 0 Losses: 0

## Since 1970 NFL Merger

Date	Opponent	Score	Player	Att./Yards	TDs
11/22/1970	at Cincinnati	[L 34-7]	John Fuqua	17-119	1
12/20/1970	at Philadelphia	[L 30-20]	John Fuqua	20-218	2
9/19/1971	at Chicago	[L 17-15]	John Fuqua	17-114	0
10/24/1971	Houston	[W 23-16]	John Fuqua	16-113	1
11/7/1971	Cleveland	[W 26-9]	John Fuqua	30-313	0
10/15/1972	Houston	[W 24-7]	Franco Harris	19-115	1
10/22/1972	New England	[W 33-3]	John Fuqua	17-111	0
10/29/1972	at Buffalo	[W 38-21]	Franco Harris	15-138	2
11/5/1972	Cincinnati	[W 40-17]	Franco Harris	15-101	1
11/12/1972	Kansas City	[W 16-7]	Franco Harris	17-134	1
11/19/1972	at Cleveland	[L 26-24]	Franco Harris	12-136	1
11/26/1972	Minnesota	[W 23-10]	Franco Harris	17-128	1
12/3/1972	Cleveland	[W 30-0]	Franco Harris	20-102	2
9/16/1973	Detroit	[W 24-10]	John Fuqua	26-100	0
10/21/1973	N.Y. Jets	[W 26-14]	Franco Harris	25-102	1
12/3/1973	at Miami	[L 30-26]	Franco Harris	15-105	1
10/6/1974	at Houston	[W 13-7]	Preston Pearson	15-117	1
10/28/1974	Atlanta	[W 24-17]	Franco Harris	28-141	1
11/17/1974	at Cleveland	[W 26-16]	Franco Harris	23-156	0
11/25/1974	at New Orleans	[W 28-7]	Franco Harris	19-114	0
12/8/1974	at New England	[W 21-17]	Franco Harris	29-136	1
12-29-74**	at Oakland	[W 24-13]	Franco Harris	29-111	2
1/12/1975***	at Minnesota	[W 16-6]	Franco Harris	34-158	1
10/26/1975	at Green Bay	[W 16-13]	Rocky Bleier	35-163	0
11/2/1975	at Cincinnati	[W 30-24]	Franco Harris	27-157	0
11/16/1975	Kansas City	[W 28-3]	Franco Harris	17-119	0
11/24/1975	at Houston	[W 32-9]	Franco Harris	21-149	2
12/7/1975	Cleveland	[W 31-17]	Franco Harris	25-103	2
12/13/1975	Cincinnati	[W 35-14]	Franco Harris	20-118	2
12/20/1975	at L.A. Rams	[L 10-3]	Franco Harris	21-126	0
12-27-75*	Baltimore	[W 28-10]	Franco Harris	27-153	1
9/19/1976	Cleveland	[W 31-14]	Franco Harris	25-118	1
10/17/1976	Cincinnati	[W 23-6]	Franco Harris	41-143	2
10/24/1976	at N.Y. Giants	[W 27-0]	Franco Harris	27-106	2
10/31/1976	San Diego	[W 23-0]	Reggie Harrison	13-108	0
11/7/1976	at Kansas City	[W 45-0]	Franco Harris	23-117	2
		[W 45-0]	Rocky Bleier	15-102	0
11/14/1976	Miami	[W 14-3]	Franco Harris	22-110	1
		[W 14-3]	Rocky Bleier	20-110	0
12/5/1976	Tampa Bay	[W 42-0]	Rocky Bleier	29-118	3
12/11/1976	at Houston	[W 21-0]	Franco Harris	23-104	1
		[W 21-0]	Rocky Bleier	22-107	0
12/19/1976*	at Baltimore	[W 40-14]	Franco Harris	18-132	0
9/19/1977	San Francisco	[W 27-0]	Franco Harris	27-100	2
11/20/1977	Dallas	[W 28-13]	Franco Harris	29-179	2
12/4/1977	Seattle	[W 30-20]	Franco Harris	23-103	0
10/8/1978	Atlanta	[W 31-7]	Franco Harris	20-104	0
12/3/1978	at Houston	[W 13-3]	Franco Harris	27-102	0
12/30/1978*	Denver	[W 33-10]	Franco Harris	24-105	2
9/23/1979	Baltimore	[W 17-13]	Sidney Thornton	13-129	0
10/7/1979	at Cleveland	[W 51-35]	Franco Harris	19-153	2

10/22/1979	Denver	[W 42-7]	Franco Harris	17-121	2
10/28/1979	Dallas	[W 14-3]	Franco Harris	18-102	2
11/25/1979	Cleveland	[W 33-30]	Franco Harris	32-151	2
12/16/1979	Buffalo	[W 28-0]	Franco Harris	21-100	2
10/5/1980	at Minnesota	[W 23-17]	Franco Harris	22-102	1
11/30/1980	Miami	[W 23-10]	Franco Harris	28-116	1
9/20/1981	N.Y. Jets	[W 38-10]	Russell Davis	13-100	1
11/1/1981	San Francisco	[L 17-14]	Franco Harris	17-104	0
11/29/1981	L.A. Rams	[W 24-0]	Franco Harris	18-114	1
9/13/1982	at Dallas	[W 36-28]	Franco Harris	24-103	0
12/26/1982	New England	[W 37-14]	Franco Harris	23-101	0
1/2/1983	Cleveland	[W 37-21]	Franco Harris	23-120	1
9/11/1983	at Green Bay	[W 25-21]	Franco Harris	22-118	1
9/18/1983	at Houston	[W 40-28]	Franco Harris	26-115	1
9/25/1983	New England	[L 28-23]	Franco Harris	25-106	0
10/23/1983	at Seattle	[W 27-21]	Franco Harris	31-132	1
12/10/1983	at N.Y. Jets	[W 34-7]	Franco Harris	26-103	0
10/14/1984	at San Francisco	[W 20-17]	Frank Pollard	24-105	0
10/28/1984	Atlanta	[W 35-10]	Frank Pollard	14-111	1
11/25/1984	San Diego	[W 52-24]	Walter Abercrombie	19-109	0
12/16/1984	at L.A. Raiders	[W 13-7]	Walter Abercrombie	28-111	0
11/17/1985	at Houston	[W 30-7]	Frank Pollard	23-123	1
		[W 30-7]	Walter Abercrombie	23-107	1
10/26/1986	Cincinnati	[W 30-9]	Ernest Jackson	21-132	1
		[W 30-9]	Walter Abercrombie	22-109	0
12/7/1986	Detroit	[W 27-17]	Ernest Jackson	28-147	1
12/13/1986	at N.Y. Jets	[W 45-24]	Ernest Jackson	23-101	0
9/13/1987	San Francisco	[W 30-17]	Ernest Jackson	25-103	0
10/4/1987	at Atlanta	[W 28-12]	Ernest Jackson	29-104	1
10/18/1987	Indianapolis	[W 21-7]	Ernest Jackson	24-134	0
11/8/1987	at Kansas City	[W 17-16]	Ernest Jackson	23-125	0
12/6/1987	Seattle	[W 13-9]	Frank Pollard	22-106	1
10/23/1988	Denver	[W 39-21]	Rodney Carter	11-105	1
11/13/1988	Philadelphia	[L 27-26]	Merril Hoge	21-102	0
12/18/1988	Miami	[W 40-24]	Warren Williams	16-117	0
12/3/1989	Houston	[L 23-16]	Tim Worley	18-103	0
12/17/1989	New England	[W 28-10]	Tim Worley	19-104	1
12-31-89*	at Houston	[W 26-23]	Merril Hoge	17-100	1
01-07-90*	at Denver	[L 24-23]	Merril Hoge	16-120	1
12/9/1990	New England	[W 24-3]	Merril Hoge	19-117	2
12/23/1990	Cleveland	[W 35-0]	Barry Foster	16-100	0
9/8/1991	at Buffalo	[L 52-34]	Barry Foster	9-121	1
9/6/1992	at Houston	[W 29-24]	Barry Foster	26-107	1
9/13/1992	N.Y. Jets	[W 27-10]	Barry Foster	33-190	2
9/27/1992	at Green Bay	[L 17-3]	Barry Foster	12-117	0
10/19/1992	Cincinnati	[W 20-0]	Barry Foster	24-108	0
10/25/1992	at Kansas City	[W 27-3]	Barry Foster	24-105	1
11/1/1992	Houston	[W 21-20]	Barry Foster	31-118	1
11/15/1992	Detroit	[W 17-14]	Barry Foster	25-106	10
11/22/1992	Indianapolis	[W 30-14]	Barry Foster	28-168	2
11/29/1992	at Cincinnati	[W 21-9]	Barry Foster	25-102	2
12/6/1992	Seattle	[W 20-14]	Barry Foster	33-125	1
12/20/1992	Minnesota	[L 6-3]	Barry Foster	24-118	1
12/27/1992	Cleveland	[W 23-13]	Barry Foster	26-103	1
1/9/1993*	Buffalo	[L 24-3]	Barry Foster	20-104	0
9/19/1993	Cincinnati	[W 34-7]	Barry Foster	23-103	0
10/10/1993	San Diego	[W 16-3]	Barry Foster	23-110	0
10/17/1993	New Orleans	[W 37-14]	Leroy Thompson	16-101	0
11/7/1993	at Cincinnati	[W 24-16]	Barry Foster	25-120	1
11/15/1993	Buffalo	[W 23-0]	Leroy Thompson	30-108	1
9/18/1994	Indianapolis	[W 31-21]	Barry Foster	31-179	1
10/3/1994	Houston	[W 30-14]	Barry Foster	21-115	1
10/23/1994	at N.Y. Giants	[W 10-6]	Bam Morris	29-146	1
12/4/1994	at Cincinnati	[W 38-15]	Bam Morris	24-108	2
12/18/1994	Cleveland	[W 17-7]	Barry Foster	32-106	1
1/7/1995*	Cleveland	[W 29-9]	Barry Foster	24-133	0
11/13/1995	Cleveland	[W 20-3]	Eric Pegram	26-112	0
11/19/1995	at Cincinnati	[W 49-31]	Barry Foster	16-101	3
12/3/1995	Houston	[W 21-7]	Barry Foster	18-102	1
12/10/1995	at Oakland	[W 29-10]	Eric Pegram	26-122	0
1/6/1996	Buffalo	[W 40-21]	Bam Morris	25-106	2
9/8/1996	Baltimore	[W 31-17]	Jerome Bettis	21-116	1
9/16/1996	Buffalo	[W 24-6]	Jerome Bettis	20-133	2
9/29/1996	Houston	[W 30-16]	Jerome Bettis	29-115	0
10/7/1996	at Kansas City	[W 17-7]	Jerome Bettis	27-103	1
10/13/1996	Cincinnati	[W 20-10]	Jerome Bettis	28-109	0
10/27/1996	at Atlanta	[W 20-17]	Jerome Bettis	26-126	1
11/3/1996	St. Louis	[W 42-6]	Jerome Bettis	19-129	2
11/10/1996	at Cincinnati	[L 34-24]	Jerome Bettis	21-111	2
11/25/1996	at Miami	[W 24-17]	Jerome Bettis	27-119	0
12/1/1996	at Baltimore	[L 31-17]	Jerome Bettis	24-105	0
12/15/1996	San Francisco	[L 25-15]	Eric Pegram	20-103	0
12/22/1996	at Carolina	[L 18-14]	Kordell Stewart	7-102	1
12/29/1996*	Indianapolis	[W 42-14]	Jerome Bettis	25-102	2
9/7/1997	Washington	[W 14-13]	Jerome Bettis	27-134	1
9/22/1997	at Jacksonville	[L 30-21]	Jerome Bettis	21-114	0
10/5/1997	at Baltimore	[W 42-34]	Jerome Bettis	28-137	0
10/12/1997	Indianapolis	[W 24-22]	Jerome Bettis	30-164	1
10/19/1997	at Cincinnati	[W 26-10]	Jerome Bettis	34-135	1
11/3/1997	at Kansas City	[L 13-10]	Jerome Bettis	17-103	0
11/9/1997	Baltimore	[W 37-0]	Jerome Bettis	24-114	1
11/16/1997	Cincinnati	[W 20-3]	Jerome Bettis	25-101	0

11/30/1997	at Arizona	[W 26-20]	Jerome Bettis	36-142	3
12/7/1997	Denver	[W 35-24]	Jerome Bettis	24-125	0
1/11/1998**	Denver	[L 24-21]	Jerome Bettis	23-105	1
9/13/1998	Chicago	[W 17-12]	Jerome Bettis	21-131	1
9/27/1998	Seattle	[W 13-10]	Jerome Bettis	28-138	0
10/11/1998	at Cincinnati	[L 25-20]	Kordell Stewart	7-103	0
10/26/1998	at Kansas City	[W 20-13]	Jerome Bettis	33-119	0
11/9/1998	Green Bay	[W 27-20]	Jerome Bettis	34-100	0
12/20/1998	Cincinnati	[L 25-24]	Jerome Bettis	21-104	1
12/28/1998	at Jacksonville	[L 21-3]	Jerome Bettis	26-139	0
10/17/1999	at Cincinnati	[W 17-3]	Jerome Bettis	26-111	2
12/26/1999	Carolina	[W 30-20]	Jerome Bettis	33-137	1
9/17/2000	at Cleveland	[L 23-20]	Jerome Bettis	24-133	1
10/8/2000	at N.Y. Jets	[W 20-3]	Jerome Bettis	25-107	1
10/15/2000	Cincinnati	[W 15-0]	Jerome Bettis	29-101	0
10/22/2000	Cleveland	[W 22-0]	Jerome Bettis	33-105	1
11/12/2000	Philadelphia	[L 26-23]	Jerome Bettis	30-134	1
12/3/2000	Oakland	[W 21-20]	Jerome Bettis	24-128	0
12/16/2000	Washington	[W 24-3]	Jerome Bettis	25-104	0
9/30/2001	at Buffalo	[W 20-3]	Jerome Bettis	22-114	0
10/7/2001	Cincinnati	[W 16-7]	Jerome Bettis	23-153	0
10/14/2001	at Kansas City	[W 20-17]	Jerome Bettis	19-112	0
10/21/2001	at Tampa Bay	[W 17-10]	Jerome Bettis	17-143	1
11/11/2001	at Cleveland	[W 15-12]	Jerome Bettis	29-163	0
12/23/2001	Detroit	[W 47-14]	Chris Fuamatu-Ma'afala	26-126	0
10/13/2002	at Cincinnati	[W 34-7]	Jerome Bettis	21-109	2
11/3/2002	at Cleveland	[W 23-20]	Amos Zereoue	29-111	0
11/10/2002	Atlanta	[T 34-34]	Amos Zereoue	37-123	0
12/29/2002	Baltimore	[W 34-31]	Amos Zereoue	26-104	2
12/7/2003	Oakland	[W 27-7]	Jerome Bettis	27-106	1
12/21/2003	San Diego	[W 40-24]	Jerome Bettis	32-115	1
9/26/2004	at Miami	[W 13-3]	Duce Staley	22-101	0
10/3/2004	Cincinnati	[W 28-17]	Duce Staley	25-123	0
10/10/2004	Cleveland	[W 34-23]	Duce Staley	21-117	1
10/31/2004	New England	[W 34-20]	Duce Staley	25-125	0
11/7/2004	Philadelphia	[W 27-3]	Jerome Bettis	33-149	0
11/14/2004	at Cleveland	[W 24-10]	Jerome Bettis	29-103	2
11/21/2004	at Cincinnati	[W 19-14]	Jerome Bettis	29-129	0
11/28/2004	Washington	[W 16-7]	Jerome Bettis	31-100	1
12/18/2004	at N.Y. Giants	[W 33-30]	Jerome Bettis	36-140	1
12/26/2004	Baltimore	[W 20-7]	Jerome Bettis	27-117	0
12/26/2004	Buffalo	[W 29-24]	Willie Parker	19-102	0
1/15/2005*	N.Y. Jets	[W 20-17]	Jerome Bettis	27-101	1
9/11/2005	Tennessee	[W 34-7]	Willie Parker	22-161	1
9/18/2005	at Houston	[W 27-7]	Willie Parker	25-111	1
10/23/2005	at Cincinnati	[W 27-13]	Willie Parker	18-131	1
12/11/2005	Chicago	[W 21-9]	Jerome Bettis	17-101	2
12/24/2005	at Cleveland	[W 41-0]	Willie Parker	17-130	1
1/1/2006	Detroit	[W 35-21]	Willie Parker	26-135	0
9/7/2006	Miami	[W 28-17]	Willie Parker	29-115	0
9/24/2006	Cincinnati	[L 28-20]	Willie Parker	31-133	2
10/15/2006	Kansas City	[W 45-7]	Willie Parker	21-109	2
11/12/2006	New Orleans	[W 38-31]	Willie Parker	22-213	2
12/7/2006	Cleveland	[W 27-7]	Willie Parker	32-223	1
12/17/2006	at Carolina	[W 37-3]	Willie Parker	23-132	1
12/31/2006	at Cincinnati	[W 23-17]	Willie Parker	37-134	2
9/9/2007	at Cleveland	[W 34-7]	Willie Parker	27-109	0
9/16/2007	Buffalo	[W 26-3]	Willie Parker	23-126	1
9/23/2007	San Francisco	[W 37-16]	Willie Parker	24-133	0
10/7/2007	Seattle	[W 21-0]	Willie Parker	28-102	0
10/28/2007	at Cincinnati	[W 24-13]	Willie Parker	22-126	1
11/11/2007	Cleveland	[W 31-28]	Willie Parker	25-105	0
12/9/2007	at New England	[L 34-13]	Willie Parker	21-124	0
12/16/2007	Jacksonville	[L 29-22]	Willie Parker	14-100	0
12/20/2007	at St. Louis	[W 41-24]	Najeh Davenport	24-123	1
9/7/2008	Houston	[W 38-17]	Willie Parker	25-138	3
9/14/2008	at Cleveland	[W 10-6]	Willie Parker	28-105	0
10/19/2008	at Cincinnati	[W 38-10]	Mewelde Moore	20-120	2
11/16/2008	San Diego	[W 11-10]	Willie Parker	25-115	0
12/28/2008	Cleveland	[W 31-0]	Willie Parker	23-116	1
1/11/2009*	San Diego	[W 35-24]	Willie Parker	27-146	2
10/4/2009	San Diego	[W 38-28]	Rashard Mendenhall	29-165	2
11/9/2009	at Denver	[W 28-10]	Rashard Mendenhall	22-155	0
12/6/2009	Oakland	[L 27-24]	Rashard Mendenhall	20-103	1
9/12/2010	Atlanta	[W 15-9]	Rashard Mendenhall	22-120	1
9/26/2010	at Tampa Bay	[W 38-13]	Rashard Mendenhall	19-143	1
11/28/2010	at Buffalo	[W 19-16]	Rashard Mendenhall	36-151	1
1/23/2011*	N.Y. Jets	[W 24-19]	Rashard Mendenhall	27-121	1
10/9/2011	Tennessee	[W 38-17]	Jonathan Dwyer	11-107	0
10/16/2011	Jacksonville	[W 17-13]	Rashard Mendenhall	23-146	1
12/24/2011	St. Louis	[W 27-0]	Rashard Mendenhall	18-116	1
1/8/2012*	at Denver	[L 29-23]	Isaac Redman	17-121	0
10/21/2012	at Cincinnati	[W 24-17]	Jonathan Dwyer	17-122	0
10/28/2012	Washington	[W 27-12]	Jonathan Dwyer	17-107	0
11/4/2012	at N.Y. Giants	[W 24-20]	Isaac Redman	26-147	1
12/22/2013	at Green Bay	[W 38-31]	Le'Veon Bell	26-124	1
9/7/2014	Cleveland	[W 30-27]	Le'Veon Bell	21-109	1
9/21/2014	at Carolina	[W 37-19]	Le'Veon Bell	21-147	0
			LeGarrette Blount	10-118	1
11/17/2014	at Tennessee	[W 27-24]	Le'Veon Bell	33-204	1
12/7/2014	at Cincinnati	[W 42-21]	Le'Veon Bell	26-185	2
9/10/2015	at New England	[L 28-21]	DeAngelo Williams	21-127	0



10/1/2015	Baltimore	[L 23-20 OT]	Le'Veon Bell	22-129	1
10/12/2015	at San Diego	[W 24-20]	Le'Veon Bell	21-111	1
10/25/2015	at Kansas City	[L 23-13]	Le'Veon Bell	17-121	0
11/8/2015	Oakland	[W 38-35]	DeAngelo Williams	27-170	2
12/6/2015	Indianapolis	[W 45-10]	DeAngelo Williams	26-134	0
12/27/2015	at Baltimore	[L 20-17]	DeAngelo Williams	17-100	2
9/12/2016	at Washington	[W 38-16]	DeAngelo Williams	26-143	2
10/2/2016	Kansas City	[W 43-14]	Le'Veon Bell	18-144	0
11/20/2016	at Cleveland	[W 24-9]	Le'Veon Bell	28-146	1
11/24/2016	at Indianapolis	[W 28-7]	Le'Veon Bell	23-120	1
12/4/2016	N.Y. Giants	[W 24-14]	Le'Veon Bell	29-118	0
12/11/2016	at Buffalo	[W 27-20]	Le'Veon Bell	33-236	3
12/25/2016	Baltimore	[W 31-27]	Le'Veon Bell	20-122	1
1/8/2017*	Miami	[W 30-12]	Le'Veon Bell	29-167	2
1/15/2017*	at Kansas City	[W 18-16]	Le'Veon Bell	30-170	0
10/1/2017	at Baltimore	[W 26-9]	Le'Veon Bell	35-144	2
10/15/2017	at Kansas City	[W 19-13]	Le'Veon Bell	32-179	1
10/22/2017	Cincinnati	[W 29-14]	Le'Veon Bell	35-134	0
12/17/2017	New England	[L 27-24]	Le'Veon Bell	24-117	0
9/9/2018	at Cleveland	[T 21-21 OT]	James Conner	31-135	2
10/7/2018	Atlanta	[W 41-17]	James Conner	21-110	2
10/14/2018	at Cincinnati	[W 28-21]	James Conner	19-111	2
10/28/2018	Cleveland	[W 33-18]	James Conner	24-146	2
11/4/2018	at Baltimore	[W 23-16]	James Conner	24-107	0
12/16/2018	New England	[W 17-10]	Jaylen Samuels	19-142	0
10/28/2019	Miami	[W 27-14]	James Conner	23-145	1
9/14/2020	at New York Giants	[W 26-16]	Benny Snell Jr.	19-113	0
9/20/2020	Denver	[W 26-21]	James Conner	16-106	1
9/27/2020	Houston	[W 28-21]	James Conner	18-109	1
10/18/2020	Cleveland	[W 38-7]	James Conner	20-101	1
10/10/2021	Denver	[W 27-19]	Najee Harris	23-122	1
11/14/2021	Detroit	[T 16-16]	Najee Harris	26-105	0
1/3/2022	Cleveland	[W 26-14]	Najee Harris	28-188	1

Total Number of 100-yard Rushers: 268

Total Games: 262 Wins: 222 Losses: 37 Ties: 3

Total Home Games: 152 Wins: 135 Losses: 15 Ties: 2

Total Away Games: 109 Wins: 86 Losses: 22 Ties: 1

Total Neutral Games: 1 Wins: 1 Losses: 0

\*AFC Playoff Game

\*\*AFC Championship Game

\*\*\*Super Bowl

## 100-Yard Rushing Games by Opponents

Date	Opponent	Before 1970 NFL Merger			
		Score	Player	Att./Yards	TDs
10/31/1948	Philadelphia	[L 34-7]	Steve Van Buren	22-109	1
10/30/1949	Philadelphia	[L 38-7]	Steve Van Buren	17-103	2
11/6/1949	at Washington	[L 27-14]	Pete Stout	7-107	2
11/13/1949	L.A. Rams	[T 7-7]	Dick Hoerner	22-100	0
11/20/1949	at Green Bay	[W 30-7]	Tony Canadeo	21-116	0
11/27/1949	at Philadelphia	[L 34-17]	Steve Van Buren	27-205	0
9/24/1950	at Detroit	[L 10-7]	Bobby Layne	15-118	0
10/29/1950	at Cleveland	[L 45-7]	Marion Motley	11-188	1
10/21/1951	at Cleveland	[L 17-0]	Emerson Cole	17-126	0
11/18/1951	Washington	[W 22-7]	Rob Goode	22-108	2
12/16/1951	at Washington	[W 20-10]	Rob Goode	22-107	0
11/9/1952	Detroit	[L 31-6]	Bob Hoernschemeyer	20-107	0
11/20/1954	San Francisco	[L 31-3]	Joe Perry	21-122	1
			John Henry-Johnson	17-124	1
11/28/1954	Chicago Cardinals	[W 20-17]	Ollie Matson	10-115	0
11/5/1955	at Chicago Cardinals	[L 27-13]	Ollie Matson	13-130	0
11/20/1955	at Cleveland	[L 41-14]	Fred Morrison	17-140	0
11/27/1955	Washington	[L 23-14]	Leo Elter	19-136	2
12/4/1955	Cleveland	[L 30-7]	Fred Morrison	13-104	0
12/11/1955	at Washington	[L 28-17]	Jim Monachino	15-104	0
11/25/1956	at Chicago Cardinals	[L 38-27]	Ollie Matson	16-159	2
10/5/1958	Cleveland	[L 45-12]	Jim Brown	17-129	3
10/19/1958	at Cleveland	[L 27-10]	Jim Brown	19-153	1
			Bobby Mitchell	13-108	0
12/7/1958	at Washington	[T 14-14]	Don Bosseler	25-145	2
10/18/1959	at Washington	[W 27-6]	Don Bosseler	18-136	0
11/22/1959	at Cleveland	[W 21-20]	Jim Brown	15-111	0
10/30/1960	Green Bay	[L 19-13]	Jim Taylor	25-105	1
12/18/1960	at St. Louis	[L 38-7]	John David Crow	24-203	0
10/22/1961	Cleveland	[L 30-28]	Bobby Mitchell	14-119	3
			Jim Brown	29-114	0
11/5/1961	at Cleveland	[W 17-13]	Jim Brown	18-110	1
9/23/1962	at Dallas	[W 30-28]	Don Perkins	20-108	2
11/25/1962	at Cleveland	[L 35-14]	Jim Brown	19-110	2
10/5/1963	at Cleveland	[L 35-23]	Jim Brown	21-175	1
11/3/1963	at Green Bay	[L 33-14]	Jim Taylor	30-141	1
10/4/1964	at Philadelphia	[L 21-7]	Timmy Brown	16-116	0
			Earl Gros	19-129	0
10/18/1964	at Minnesota	[L 30-10]	Tommy Mason	14-114	0
11/1/1964	Cleveland	[L 30-17]	Jim Brown	23-149	0
10/9/1965	at Cleveland	[L 24-19]	Jim Brown	29-168	1
11/28/1965	Cleveland	[L 42-21]	Jim Brown	20-146	3
10/8/1966	at Cleveland	[L 41-20]	Leroy Kelly	19-113	2
			Ernie Green	16-103	0
12/4/1966	at Philadelphia	[L 27-23]	Jack Concannon	15-129	1
10/7/1967	at Cleveland	[L 21-10]	Ernie Green	11-108	0
10/5/1968	at Cleveland	[L 31-24]	Leroy Kelly	25-128	1

11/24/1968	San Francisco	[L 45-28]	Ken Willard	21-110	2
11/9/1969	at Chicago	[L 38-7]	Gale Sayers	28-112	2
11/30/1969	at St. Louis	[L 47-10]	Cleophus Edwards	13-128	1

## \*AFC Playoff Game

Before 1970 NFL Merger

Total Number of Opponent 100-Yard rushers: 50

Total Games with Opponent 100-Yard Rusher: 45 Wins: 7 Losses: 36 Ties: 2

Total Home Games with Opponent 100-Yard Rusher: 15 Wins: 1 Losses: 13 Ties: 1

Total Away Games with Opponent 100-Yard Rusher: 30 Wins: 6 Losses: 23 Ties: 1

## Since 1970 NFL Merger

Date	Opponent	Score	Player	Att./Yards	TDs
10/25/1970	at Oakland	[L 31-14]	Hewitt Dixon	19-106	0
11/22/1970	at Cincinnati	[L 34-7]	Paul Robinson	18-119	1
11/7/1971	Cleveland	[W 26-9]	Leroy Kelly	22-102	1
10/8/1972	at Dallas	[L 17-13]	Calvin Hill	23-108	1
10/29/1972	at Buffalo	[W 38-21]	O. J. Simpson	22-189	1
11/19/1972	at Cleveland	[L 26-24]	Leroy Kelly	21-107	0
10/14/1973	at Cincinnati	[L 19-7]	Boobie Clark	28-112	1
9/22/1974	at Denver	[T 35-35 OT]	Otis Armstrong	19-131	0
9/28/1975	Buffalo	[L 30-21]	O. J. Simpson	23-227	1
10/19/1975	Chicago	[W 34-3]	Mike Adame	17-110	0
10/4/1976	at Minnesota	[L 17-6]	Chuck Foreman	27-148	2
10/23/1977	Houston	[W 27-10]	Ronnie Coleman	26-114	0
11/13/1977	Cleveland	[W 35-31]	Greg Pruitt	19-108	0
11/27/1977	at N.Y. Jets	[W 23-20]	Scott Dierking	23-107	0
11/12/1978	at L.A. Rams	[L 10-7]	John Capeletti	20-106	0
12/10/1979	at Houston	[L 20-17]	Earl Campbell	33-109	0
11/23/1980	at Buffalo	[L 28-13]	Joe Cribbs	24-110	0
12/22/1980	at San Diego	[L 26-17]	Chuck Muncie	26-114	1
12/7/1981	at Oakland	[L 30-27]	Kenny King	11-102	0
12/12/1982	at Buffalo	[L 13-0]	Joe Cribbs	30-143	0
01-09-83*	San Diego	[L 31-28]	Chuck Muncie	25-126	0
10/16/1983	Cleveland	[W 44-17]	Boyce Green	28-137	2
10/30/1983	Tampa Bay	[W 17-12]	James Wilder	42-126	0
11/24/1983	at Detroit	[L 45-3]	Billy Sims	26-106	2
12/4/1983	Cincinnati	[L 23-10]	Pete Johnson	38-126	2
1/1/1984*	at L.A. Raiders	[L 38-10]	Marcus Allen	13-121	2
12/9/1984	Cleveland	[W 23-20]	Earnest Byner	15-103	0
9/30/1985	Cincinnati	[L 37-24]	James Brooks	18-133	2
10/13/1985	at Dallas	[L 27-13]	Tony Dorsett	21-113	1
12/15/1985	Buffalo	[W 30-24]	Greg Bell	19-123	1
12/21/1985	at N.Y. Giants	[L 28-10]	Joe Morris	36-202	3
9/7/1986	at Seattle	[L 30-0]	Curt Warner	21-114	0
11/9/1986	at Buffalo	[L 16-12]	Robb Riddick	25-108	1
11/23/1986	at Cleveland	[L 37-31 OT]	Kevin Mack	24-106	1
12/13/1986	at N.Y. Jets	[W 45-24]	Freeman McNeil	23-137	0
10/11/1987	at L.A. Rams	[L 31-21]	Charles White	33-166	1
11/1/1987	at Miami	[L 35-24]	Troy Stradford	19-110	1
11/15/1987	Houston	[L 23-3]	Mike Rozier	29-112	0
11/6/1988	at Cincinnati	[L 42-7]	Ickey Woods	10-110	3
12/11/1988	at San Diego	[L 20-14]	Gary Anderson	26-170	0
9/17/1989	at Cincinnati	[L 41-10]	James Brooks	20-113	1
10/8/1989	Cincinnati	[L 26-16]	James Brooks	17-127	2
10/29/1989	Kansas City	[W 23-17]	Christian Okoye	23-101	0
11/5/1989	at Denver	[L 34-7]	Bobby Humphrey	25-105	2
12/3/1989	Houston	[L 23-16]	Lorenzo White	23-115	1
11/18/1990	at Cincinnati	[L 27-3]	James Brooks	20-105	0
9/8/1991	at Buffalo	[L 52-34]	Thurman Thomas	15-107	0
11/3/1991	at Denver	[L 20-13]	Greg Lewis	19-111	1
11/28/1991	at Dallas	[L 20-10]	Emmitt Smith	32-109	1
9/6/1992	at Houston	[W 29-24]	Lorenzo White	13-100	0
11/8/1992	at Buffalo	[L 28-20]	Thurman Thomas	37-155	1
11/29/1992	at Cincinnati	[W 21-9]	Harold Green	16-116	0
12/20/1992	Minnesota	[L 6-3]	Terry Allen	33-172	0
01-09-93*	Buffalo	[L 24-3]	Kenneth Davis	10-104	0
12/19/1993	Houston	[L 26-17]	Gary Brown	20-100	0
12/26/1993	at Seattle	[L 16-6]	Jon Vaughn	26-131	0
9/4/1994	Dallas	[W 26-9]	Emmitt Smith	31-179	1
9/25/1994	at Seattle	[W 30-13]	Chris Warren	26-126	1
9/3/1995	Detroit	[L 23-20]	Barry Sanders	21-108	0
9/24/1995	Minnesota	[W 44-24]	Robert Smith	15-115	1
12/16/1995	New England	[L 41-27]	Curtis Martin	20-120	0
12/10/1996	at Baltimore	[L 31-17]	Bam Morris	28-100	0
1/5/1997	at New England	[L 28-3]	Curtis Martin	19-166	3
1/11/1998*	Denver	[L 24-21]	Terrell Davis	26-139	1
9/20/1998	at Miami	[L 21-0]	Karim Abdul-Jabbar	33-108	1
11/1/1998	Tennessee	[L 41-31]	Eddie George	34-153	1
9/19/1999	at Baltimore	[W 23-20]	Erict Rhett	35-101	1
11/7/1999	at San Francisco	[W 27-6]	Charlie Garner	20-166	0
11/28/1999	Cincinnati	[L 27-20]	Corey Dillon	23-120	0
12/2/1999	at Jacksonville	[L 20-6]	James Stewart	30-145	1
12/12/1999	Baltimore	[L 31-24]	Priest Holmes	18-130	1
9/3/2000	Baltimore	[L 16-0]	Priest Holmes	29-119	0
11/19/2000	Jacksonville	[L 34-24]	Fred Taylor	30-234	3
11/26/2000	Cincinnati	[W 48-28]	Corey Dillon	23-128	2
10/14/2001	at Kansas City	[W 20-17]	Priest Holmes	20-150	2
9/29/2002	Cleveland	[W 16-13]	Jamel White	16-105	1
10/6/2002	at New Orleans	[L 32-29]	Deuce McAllister	23-123	2
11/10/2002	Atlanta	[T 34-34]	Warrick Dunn	20-129	1
9/14/2003	at Kansas City	[L 41-20]	Priest Holmes	26-122	3
10/5/2003	Cleveland	[L 33-13]	William Green	33-115	0
12/14/2003	at N.Y. Jets	[L 6-0]	Curtis Martin	30-174	0

12/28/2003	at Baltimore	[L 13-10]	Jamal Lewis	27-114	1
10/3/2004	Cincinnati	[W 28-17]	Rudi Johnson	24-123	1
11/28/2005	at Indianapolis	[L 26-7]	Eggerin James	29-124	1
11/18/2007	at N.Y. Jets	[L 19-16]	Thomas Jones	30-117	0
12/16/2007	Jacksonville	[L 29-22]	Fried Taylor	25-147	1
12/27/2009	Baltimore	[W 23-20]	Ray Rice	30-141	0
9/11/2011	at Baltimore	[L 35-7]	Ray Rice	19-107	1
10/2/2011	at Houston	[L 17-10]	Arian Foster	30-155	1
12/24/2011	St. Louis	[W 27-0]	Steven Jackson	24-103	0
9/23/2012	at Oakland	[L 34-31]	Darren McFadden	18-113	1
11/12/2012	Kansas City	[W 16-13]	Jamaal Charles	23-100	1
09-29-13*	at Minnesota	[L 34-27]	Adrian Peterson	23-140	2
10/27/2013	at Oakland	[L 21-18]	Terrelle Pryor	9-106	1
11/3/2013	at New England	[L 55-31]	Stevan Ridley	26-115	2
12/8/2013	Miami	[L 34-28]	Daniel Thomas	16-105	1
9/7/2014	Cleveland	[W 30-27]	Terrance West	16-100	0
10/20/2014	Houston	[W 30-23]	Arian Foster	20-102	0
11/30/2014	New Orleans	[L 35-32]	Mark Ingram	23-122	0
12/28/2014	Cincinnati	[W 27-17]	Jeremy Hill	23-100	0
10/1/2015	Baltimore	[L 23-20 OT]	Justin Forsett	27-150	0
10/25/2015	at Kansas City	[L 23-13]	Charcandrick West	22-110	1
10/16/2016	at Miami	[L 30-15]	Jay Ajayi	25-204	2
10/23/2016	New England	[L 27-16]	LeGarrette Blount	24-127	2
11/13/2016	Dallas	[L 35-30]	Ezekiel Elliott	21-114	2
1/1/2017	Cleveland	[W 27-24]	Isaiah Crowell	19-152	0
9/24/2017	at Chicago	[L 23-17 OT]	Jordan Howard	23-140	2
10/8/2017	Jacksonville	[L 30-9]	Leonard Fournette	28-181	2
12/10/2017	Baltimore	[W 39-38]	Alex Collins	18-120	1
12/25/2017	at Houston	[W 34-6]	Alfred Blue	16-108	0
1/14/2018*	Jacksonville	[L 45-42]	Leonard Fournette	25-109	3
11/25/2018	at Denver	[L 24-17]	Phillip Lindsay	14-110	1
12/30/2018	Cincinnati	[W 16-13]	Joe Mixon	13-105	0
12/29/2019	at Baltimore	[L 28-10]	Gus Edwards	21-130	0
11/1/2020	at Baltimore	[W 28-24]	J. K. Dobbins	15-113	0
1/3/2021	at Cleveland	[L 24-22]	Nick Chubb	14-108	1
10/17/2021	vs. Seattle	[W 23-20, ot]	Alex Collins	20-101	1
11/14/2021	vs. Detroit	[T 16-16]	D'Andre Swift	33-130	0
11/28/2021	at Cincinnati	[L 41-10]	Joe Mixon	28-165	2
12/9/2021	at Minnesota	[L 36-28]	Dalvin Cook	27-205	2
12/19/2021	vs. Tennessee	[W 19-13]	D'Onta Foreman	22-108	0

\*AFC Playoff Game

\*Game at Wembley Stadium (London)

Total number of Opponent 100-yard rushers: 121

Total Games with Opponent 100-Yard Rushers: 121 Wins: 34 Losses: 29 Ties: 3

Total Home Games with Opponent 100-Yard Rushers: 53 Wins: 24 Losses: 27 Ties: 2

Total Away Games with Opponent 100-Yard Rushers: 67 Wins: 11 Losses: 55 Ties: 1

Total Neutral Games with Opponent 100-Yard Rushers: 1 Wins: 0 Losses: 1 Ties: 0

## STEELERS 100-Yard Receiving Games

### 100-Yard Receiving Games by Steelers

Date	Opponent	Before 1970 NFL Merger		Rec./Yards	TDs
		Score	Player		
10/10/1948	Washington	[W 10-7]	Val Jansante	6-104	0
12/12/1948	at L.A. Rams	[L 31-14]	Val Jansante	6-104	0
9/25/1949	N.Y. Giants	[W 28-7]	Elbie Nickel	4-107	1
10/30/1949	Philadelphia	[L 38-7]	Val Jansante	8-110	1
12/4/1949	at Chicago Bears	[L 30-21]	Elbie Nickel	7-192	1
10/1/1951	N.Y. Giants	[T 13-13]	Lynn Chandnois	3-104	0
10/14/1951	San Francisco	[L 28-24]	Elbie Nickel	5-149	2
12/16/1951	at Washington	[W 20-10]	Henry Minarik	8-121	0
11/9/1952	Detroit	[L 31-6]	Lynn Chandnois	8-109	0
11/16/1952	at Cleveland	[L 29-28]	Ray Mathews	5-126	2
		[L 29-28]	Elbie Nickel	9-120	1
11/30/1952	N.Y. Giants	[W 63-7]	Dick Hensley	7-154	2
12/14/1952	at L.A. Rams	[L 28-14]	Elbie Nickel	10-202	1
9/27/1953	at Detroit	[L 38-21]	Elbie Nickel	6-107	2
10/11/1953	Chicago Cardinals	[W 31-28]	Lynn Chandnois	6-110	0
11/8/1953	at Cleveland	[L 34-16]	Ray Mathews	4-113	1
10/17/1954	Cleveland	[W 55-27]	Ray Mathews	5-152	3
11/5/1955	at Chicago Cardinals	[L 27-13]	Ray Mathews	6-156	1
11/13/1955	Detroit	[L 31-28]	Lynn Chandnois	8-108	0
11/27/1955	Washington	[L 23-14]	Sid Watson	7-128	1
10/28/1956	at Cleveland	[W 24-16]	Lowell Perry	2-112	1
11/25/1956	at Chicago Cardinals	[L 38-27]	Ray Mathews	7-119	1
11/3/1957	at Baltimore	[W 19-13]	Ray Mathews	6-165	2
10/26/1958	at N.Y. Giants	[L 17-6]	Tank Younger	6-165	0
11/2/1958	Washington	[W 24-16]	Jimmy Orr	5-133	1
11/9/1958	at Philadelphia	[W 31-24]	Ray Mathews	3-115	1
		[W 31-24]	Tom Tracy	5-116	3
11/23/1958	at Chicago Cardinals	[W 27-20]	Jimmy Orr	3-116	1
		[W 27-20]	Tom Tracy	5-125	0
11/30/1958	Chicago Bears	[W 24-10]	Jimmy Orr	5-163	1
12/7/1958	at Washington	[T 14-14]	Jimmy Orr	4-123	1
12/13/1958	Chicago Cardinals	[W 38-21]	Tom Tracy	7-106	0
		[W 38-21]	Jack McClairan	9-139	0
		[W 38-21]	Jimmy Orr	6-205	3
10/4/1959	Washington	[L 23-17]	Pete Brewster	8-123	1
10/25/1959	N.Y. Giants	[L 21-16]	Buddy Dial	4-146	1
12/6/1959	at Chicago Bears	[L 27-21]	Buddy Dial	4-106	1

9/24/1960	at Dallas	[W 35-28]	Preston Carpenter	5-116	2
10/2/1960	at Cleveland	[L 28-20]	Preston Carpenter	3-100	0
10/23/1960	at Washington	[T 27-27]	Buddy Dial	7-187	1
11/13/1960	at N.Y. Giants	[L 27-24]	Buddy Dial	4-121	1
9/17/1961	at Dallas	[L 27-24]	Buddy Dial	5-137	1
10/22/1961	Cleveland	[L 30-28]	Buddy Dial	9-235	2
11/5/1961	at Cleveland	[W 17-13]	Bob Schnelker	7-160	1
11/12/1961	Dallas	[W 37-7]	Buddy Dial	6-148	2
11/19/1961	at N.Y. Giants	[L 42-21]	Buddy Dial	7-117	2
12/17/1961	at St. Louis	[L 20-0]	Red Mack	5-101	0
10/21/1962	Dallas	[L 42-27]	Buddy Dial	9-157	2
11/4/1962	Minnesota	[W 39-31]	Buddy Dial	6-103	0
12/2/1962	St. Louis	[W 19-7]	Buddy Dial	7-186	0
12/16/1962	at Washington	[W 27-24]	Buddy Dial	2-101	1
9/15/1963	at Philadelphia	[T 21-21]	Buddy Dial	7-116	0
10/5/1963	at Cleveland	[L 35-23]	Red Mack	6-130	0
		[L 35-23]	Buddy Dial	7-144	2
10/13/1963	at St. Louis	[L 24-23]	Red Mack	3-124	1
10/20/1963	Washington	[W 38-27]	Buddy Dial	6-155	1
10/27/1963	Dallas	[W 27-21]	Red Mack	3-129	1
		[W 27-21]	Buddy Dial	7-162	3
11/10/1963	Cleveland	[W 9-7]	Buddy Dial	5-114	0
11/17/1963	at Washington	[W 34-28]	Gary Ballman	8-161	1
12/1/1963	Philadelphia	[T 20-20]	Gary Ballman	7-128	2
12/8/1963	at Dallas	[W 24-19]	Buddy Dial	2-103	1
12/15/1963	at N.Y. Giants	[L 33-17]	Gary Ballman	6-104	1
9/27/1964	Dallas	[W 23-17]	Gary Ballman	5-135	1
11/8/1964	at St. Louis	[L 34-30]	Gary Ballman	6-125	2
11/22/1964	at N.Y. Giants	[W 44-17]	Gary Ballman	5-117	1
11/29/1964	St. Louis	[L 21-20]	Clendon Thomas	4-113	0
10/31/1965	Dallas	[W 22-13]	Gary Ballman	3-120	2
11/14/1965	at Dallas	[L 24-17]	Roy Jefferson	4-108	0
11/28/1965	Cleveland	[L 42-21]	Gary Ballman	3-118	1
12/12/1965	Philadelphia	[L 47-13]	Gary Ballman	9-163	1
9/11/1966	N.Y. Giants	[T 34-34]	Gary Ballman	5-114	1
9/25/1966	Washington	[L 33-27]	Gary Ballman	2-128	2
11/13/1966	St. Louis	[W 30-9]	Roy Jefferson	4-105	1
12/18/1966	at Atlanta	[W 57-33]	Roy Jefferson	5-142	1
10/7/1967	at Cleveland	[L 21-10]	Dick Compton	10-108	0
10/22/1967	Dallas	[L 24-21]	J.R. Wilburn	12-142	1
11/19/1967	at N.Y. Giants	[L 28-20]	Roy Jefferson	5-129	1
12/3/1967	at Detroit	[W 24-14]	J.R. Wilburn	6-135	1
12/10/1967	Washington	[L 15-10]	J.R. Wilburn	9-133	0
9/15/1968	N.Y. Giants	[L 34-20]	Roy Jefferson	5-113	0
11/3/1968	at Atlanta	[W 41-21]	Roy Jefferson	11-199	4
11/10/1968	at St. Louis	[T 28-28]	J.R. Wilburn	6-117	0
11/24/1968	San Francisco	[L 45-28]	Roy Jefferson	8-132	2
12/15/1968	at New Orleans	[L 24-14]	Roy Jefferson	6-139	1
9/28/1969	at Philadelphia	[L 41-27]	Roy Jefferson	7-123	1
10/5/1969	St. Louis	[L 27-14]	Roy Jefferson	9-115	2
10/18/1969	at Cleveland	[L 42-31]	Roy Jefferson	7-110	2
11/2/1969	Green Bay	[L 38-34]	Roy Jefferson	7-164	2
12/14/1969	N.Y. Giants	[L 21-17]	Roy Jefferson	5-112	2

## Before 1970 NFL Merger

Total number of 100-yard receivers: 90

Total games: 83 Wins: 31 Losses: 45 Ties: 7

Total Home games: 40 Wins: 17 Losses: 20 Ties: 3

Total Away games: 43 Wins: 14 Losses: 25 Ties: 4

## Since 1970 NFL Merger

Date	Opponent	Score	Player	Rec./Yards	TDs
9/27/1970	at Denver	[L 16-13]	Ron Shanklin	6-123	0
11/29/1970	Cleveland	[W 28-9]	John Fuqua	4-116	1
		[W 28-9]	Ron Shanklin	3-21	2
12/6/1970	Green Bay	[L 20-12]	Dave Smith	3-111	1
9/19/1971	at Chicago	[L 17-15]	Ron Shanklin	6-113	0
9/26/1971	Cincinnati	[W 21-10]	Dave Smith	8-162	1
10/22/1972	New England	[W 33-3]	Ron Shanklin	5-111	1
11/19/1972	at Cleveland	[L 26-24]	Ron Shanklin	5-108	0
12/3/1972	Cleveland	[W 30-0]	John McMakin	3-113	1
10/28/1973	Cincinnati	[W 20-13]	Ron Shanklin	3-104	1
12/14/1974	Cincinnati	[W 27-3]	John Stallworth	6-105	1
9/28/1975	Buffalo	[L 30-21]	John Stallworth	3-103	0
10/5/1975	at Cleveland	[W 42-6]	Lynn Swann	5-126	1
		[W 42-6]	John Stallworth	4-109	1
11/2/1975	at Cincinnati	[W 30-24]	Lynn Swann	6-116	2
1/18/1976***	Dallas	[W 21-17]	Lynn Swann	4-161	1
12/19/1976*	at Baltimore	[W 40-14]	Frank Lewis	2-103	1
10/9/1977	at Houston	[L 27-10]	Lynn Swann	6-102	0
11/13/1977	Cleveland	[W 35-31]	John Stallworth	6-126	2
		[W 35-31]	Lynn Swann	5-129	1
9/17/1978	at Cincinnati	[W 28-3]	Bennie Cunningham	4-107	1
10/1/1978	at N.Y. Jets	[W 28-17]	Lynn Swann	7-100	2
10/8/1978	Atlanta	[W 31-7]	John Stallworth	6-114	1
10/23/1978	Houston	[L 24-17]	Randy Grossman	9-116	0
11/27/1978	at San Francisco	[W 24-7]	Lynn Swann	8-134	2
12/30/1978*	Denver	[W 33-10]	John Stallworth	10-156	
1/21/1979***	at Dallas	[W 35-31]	John Stallworth	3-115	2
		[W 35-31]	Lynn Swann	7-124	1
9/30/1979	at Philadelphia	[L 17-14]	John Stallworth	5-102	1
10/14/1979	at Cincinnati	[L 34-10]	John Stallworth	6-126	1
11/4/1979	Washington	[W 38-7]	Lynn Swann	5-106	0
		[W 38-7]	John Stallworth	6-126	2

12/2/1979	Cincinnati	[W 37-17]	Lynn Swann	5-192	2
1/20/1980***	L.A. Rams	[W 31-19]	John Stallworth	3-121	1
9/7/1980	Houston	[W 31-17]	John Stallworth	5-125	1
9/28/1980	Chicago	[W 38-3]	Jim Smith	6-131	3
10/5/1980	at Minnesota	[W 23-17]	Lynn Swann	6-107	0
10/20/1980	Oakland	[L 45-34]	Jim Smith	6-102	2
		[L 45-34]	Theo Bell	5-114	1
10/26/1980	at Cleveland	[L 27-26]	Theo Bell	4-125	0
11/16/1980	Cleveland	[W 16-13]	Lynn Swann	9-138	1
11/30/1980	Miami	[W 23-10]	Theo Bell	4-173	0
12/22/1980	at San Diego	[L 26-17]	Theo Bell	5-127	0
9/6/1981	Kansas City	[L 37-33]	John Stallworth	6-107	0
9/20/1981	N.Y. Jets	[W 38-10]	John Stallworth	8-134	0
10/4/1981	at New Orleans	[W 20-6]	John Stallworth	7-158	1
10/26/1981	Houston	[W 26-13]	Jim Smith	5-100	1
11/15/1981	at Atlanta	[W 34-20]	John Stallworth	6-127	2
9/13/1982	at Dallas	[W 36-28]	John Stallworth	7-137	1
12/5/1982	Kansas City	[W 35-14]	John Stallworth	4-107	2
1/2/1983	Cleveland	[W 37-21]	Lynn Swann	5-114	0
1/9/1983*	San Diego	[L 31-28]	John Stallworth	8-116	1
11/13/1983	at Baltimore	[W 24-13]	Calvin Sweeney	6-104	1
9/2/1984	Kansas City	[L 37-27]	John Stallworth	8-167	1
		[L 37-27]	Louis Lipps	6-183	2
9/16/1984	L.A. Rams	[W 24-14]	John Stallworth	6-100	0
10/1/1984	Cincinnati	[W 38-17]	John Stallworth	6-119	0
10/21/1984	at Indianapolis	[L 17-16]	John Stallworth	5-101	0
11/4/1984	Houston	[W 35-7]	John Stallworth	4-109	3
11/25/1984	San Diego	[W 52-24]	John Stallworth	7-116	3
	San Diego	[W 52-24]	Louis Lipps	7-118	1
12/2/1984	at Houston	[L 23-20]	John Stallworth	6-113	0
1/6/1985**	at Miami	[L 45-28]	John Stallworth	4-111	2
9/8/1985	Indianapolis	[W 45-3]	Louis Lipps	9-154	3
9/30/1985	Cincinnati	[L 37-24]	John Stallworth	11-151	1
		[L 37-24]	Louis Lipps	5-100	1
11/10/1985	at Kansas City	[W 36-28]	John Stallworth	7-126	1
11/24/1985	Washington	[L 30-23]	Louis Lipps	5-121	1
12/1/1985	Denver	[L 31-23]	Calvin Sweeney	8-119	0
12/15/1985	Buffalo	[W 30-24]	Louis Lipps	4-116	1
12/7/1986	Detroit	[W 27-17]	Louis Lipps	8-150	2
10/4/1987	at Atlanta	[W 28-12]	Joey Clinkscales	6-150	1
10/25/1987	Cincinnati	[W 23-20]	John Stallworth	7-100	1
9/25/1988	at Buffalo	[L 36-28]	Weggie Thompson	4-118	1
10/16/1988	Houston	[L 34-14]	Louis Lipps	8-109	0
11/13/1988	Philadelphia	[L 27-26]	Louis Lipps	6-171	1
12/4/1988	at Houston	[W 37-34]	Louis Lipps	4-166	2
9/17/1989	at Cincinnati	[L 41-10]	Louis Lipps	5-122	0
10/1/1989	at Detroit	[W 23-3]	Louis Lipps	7-126	1
10/29/1989	Kansas City	[W 23-17]	Louis Lipps	7-130	2
11/12/1989	Chicago	[L 20-0]	Louis Lipps	4-112	0
12/24/1989	at Tampa Bay	[W 31-22]	Louis Lipps	4-137	2
10/14/1990	at Denver	[W 34-17]	Louis Lipps	9-141	1
12/30/1990	at Houston	[L 34-14]	Eric Green (TE)	7-105	0
9/1/1991	San Diego	[W 26-20]	Dwight Stone	4-124	1
9/22/1991	at Philadelphia	[L 23-14]	Eric Green (TE)	8-158	1
9/13/1992	N.Y. Jets	[W 27-10]	Jeff Graham	6-146	0
9/27/1992	at Green Bay	[L 17-3]	Dwight Stone	5-101	0
10/19/1992	Cincinnati	[W 20-0]	Jeff Graham	7-115	0
10/24/1993	at Cleveland	[L 28-23]	Eric Green (TE)	6-108	0
11/28/1993	at Houston	[L 23-3]	Jeff Graham	8-102	0
12/19/1993	Houston	[L 26-17]	Jeff Graham	7-192	0
12/26/1993	at Seattle	[L 16-6]	Eric Green (TE)	7-119	0
12/26/1993	at Seattle	[L 16-6]	Dwight Stone	4-100	0
12/24/1994	at San Diego	[L 37-34]	Charles Johnson	4-165	2
1/7/1995*	Cleveland	[W 29-9]	Ernie Mills	5-117	0
1/15/1995**	San Diego	[L 17-13]	Ernie Mills	8-106	0
9/24/1995	Minnesota	[L 44-24]	Yancey Thigpen	10-141	1
10/8/1995	at Jacksonville	[L 20-16]	Yancey Thigpen	6-160	0
11/5/1995	at Chicago	[W 37-34]	Yancey Thigpen	10-108	0
11/26/1995	at Cleveland	[W 20-17]	Yancey Thigpen	5-106	0
10/7/1996	at Kansas City	[W 17-7]	Charles Johnson	6-125	0
10/20/1996	at Houston	[L 23-13]	Charles Johnson	5-155	1
10/27/1996	at Atlanta	[W 20-17]	Charles Johnson	8-110	0
12/1/1996	at Baltimore	[L 31-17]	Charles Johnson	8-117	0
12/29/1996*	Indianapolis	[W 42-14]	Charles Johnson	5-109	0
10/5/1997	at Baltimore	[W 42-34]	Yancey Thigpen	7-162	0
10/19/1997	at Cincinnati	[W 26-10]	Yancey Thigpen	6-120	1
10/26/1997	Jacksonville	[W 23-17]	Yancey Thigpen	11-196	0
11/9/1997	Baltimore	[W 37-0]	Yancey Thigpen	6-130	1
11/16/1997	Cincinnati	[W 20-3]	Yancey Thigpen	5-101	1
11/23/1997	at Philadelphia	[L 23-20]	Charles Johnson	7-106	0
12/7/1997	Denver	[W 35-24]	Yancey Thigpen	6-175	3
11/1/1998	Tennessee	[L 41-31]	Courtney Hawkins	14-147	1
		[L 41-31]	Charles Johnson	9-115	3
1/2/2000	Tennessee	[L 47-36]	Bobby Shaw	7-131	1
10/29/2001	Tennessee	[W 34-7]	Plaxico Burress	6-151	0
11/18/2001	Jacksonville	[W 20-7]	Hines Ward	9-112	1
11/25/2001	at Tennessee	[W 34-24]	Plaxico Burress	8-114	1
12/9/2001	N.Y. Jets	[W 18-7]	Hines Ward	10-124	0
12/16/2001	at Baltimore	[W 26-21]	Plaxico Burress	8-164	1
		[W 26-21]	Bobby Shaw	2-100	1
12/30/2001	at Cincinnati	[L 26-23]	Plaxico Burress	6-102	2
9/29/2002	Cleveland	[W 16-13]	Hines Ward	9-104	0

10/13/2002	at Cincinnati	[W 34-7]	Plaxico Burress	8-149	0
11/10/2002	Atlanta	[T 34-34]	Plaxico Burress	9-253	2
		[T 34-34]	Hines Ward	11-139	1
11/17/2002	at Tennessee	[L 31-23]	Hines Ward	10-168	2
11/24/2002	Cincinnati	[W 29-21]	Hines Ward	5-125	1
12/15/2002	Carolina	[W 30-14]	Plaxico Burress	6-120	1
12/23/2002	at Tampa Bay	[W 17-7]	Plaxico Burress	5-127	0
1/5/2003*	Cleveland	[W 36-33]	Plaxico Burress	6-100	1
	Cleveland	[W 36-33]	Hines Ward	11-104	1
9/7/2003	Baltimore	[W 34-15]	Plaxico Burress	6-116	0
9/14/2003	at Kansas City	[L 41-20]	Plaxico Burress	7-115	1
		[L 41-20]	Hines Ward	9-146	0
11/30/2003	Cincinnati	[L 24-20]	Plaxico Burress	8-112	0
		[L 24-20]	Hines Ward	13-149	1
9/19/2004	at Baltimore	[L 30-13]	Hines Ward	6-151	1
10/10/2004	Cleveland	[W 34-23]	Plaxico Burress	6-136	1
12/18/2004	at N.Y. Giants	[W 33-30]	Antwaan Randle El	5-149	1
		[W 33-30]	Hines Ward	9-134	0
1/15/2005*	N.Y. Jets	[W 20-17]	Hines Ward	10-105	1
1/23/2005**	New England	[L 41-27]	Hines Ward	5-109	1
9/25/2005	New England	[L 23-20]	Hines Ward	4-110	2
11/13/2005	Cleveland	[W 34-21]	Hines Ward	8-124	1
12/4/2005	Cincinnati	[L 38-31]	Hines Ward	9-135	2
12/24/2005	at Cleveland	[W 41-0]	Hines Ward	7-105	1
1/8/2006*	at Cincinnati	[W 31-17]	Cedrick Wilson	3-104	1
2/5/2006***	Seattle	[W 21-10]	Hines Ward	5-123	1
9/7/2006	Miami	[W 28-17]	Heath Miller (TE)	3-101	1
10/22/2006	at Atlanta	[L 41-38]	Hines Ward	8-171	3
11/5/2006	Denver	[L 31-20]	Hines Ward	7-127	0
12/31/2006	at Cincinnati	[W 23-17]	Santonio Holmes	4-124	1
9/30/2007	at Arizona	[L 21-14]	Santonio Holmes	6-128	2
11/5/2007	Baltimore	[W 38-7]	Santonio Holmes	4-110	2
12/20/2007	at St. Louis	[W 41-24]	Santonio Holmes	4-133	0
1/5/2008*	Jacksonville	[L 31-29]	Hines Ward	10-135	0
11/9/2008	Indianapolis	[L 24-20]	Hines Ward	8-112	0
11/16/2008	San Diego	[W 11-10]	Hines Ward	11-124	0
12/14/2008	at Baltimore	[W 13-9]	Hines Ward	8-107	0
12/21/2008	at Tennessee	[L 31-14]	Hines Ward	7-109	1
2/1/2009***	at Arizona	[W 27-23]	Santonio Holmes	9-131	1
9/10/2009	Tennessee	[W 13-10]	Santonio Holmes	9-131	1
		[W 13-10]	Hines Ward	8-103	0
9/27/2009	at Cincinnati	[L 23-20]	Mike Wallace	7-102	0
10/4/2009	San Diego	[W 38-28]	Hines Ward	8-113	0
10/18/2009	Cleveland	[W 27-14]	Santonio Holmes	5-104	0
		[W 27-14]	Hines Ward	8-159	1
11/22/2009	at Kansas City	[L 27-24]	Hines Ward	10-128	1
12/6/2009	Oakland	[L 27-24]	Santonio Holmes	8-149	1
12/20/2009	Green Bay	[W 37-36]	Heath Miller (TE)	7-118	0
		[W 37-36]	Hines Ward	7-126	0
9/12/2010	Atlanta	[W 15-9]	Hines Ward	6-108	0
9/26/2010	at Tampa Bay	[W 38-13]	Mike Wallace	3-100	2
10/24/2010	at Miami	[W 23-22]	Hines Ward	7-131	1
11/8/2010	at Cincinnati	[W 27-21]	Mike Wallace	5-110	1
11/14/2010	New England	[L 39-26]	Mike Wallace	8-136	2
11/21/2010	Oakland	[W 35-3]	Mike Wallace	3-116	1
11/28/2010	at Buffalo	[W 19-16]	Hines Ward	7-107	0
12/12/2010	Cincinnati	[W 23-7]	Hines Ward	8-115	0
12/19/2010	N.Y. Jets	[L 22-17]	Mike Wallace	7-102	0
12/23/2010	Carolina	[W 27-3]	Mike Wallace	4-104	1
1/2/2011	at Cleveland	[W 41-9]	Mike Wallace	3-105	1
9/11/2011	at Baltimore	[L 35-7]	Mike Wallace	8-107	0
9/18/2011	Seattle	[W 24-0]	Mike Wallace	8-126	1
9/25/2011	at Indianapolis	[W 23-20]	Mike Wallace	5-144	1
10/23/2011	at Arizona	[W 32-20]	Antonio Brown	7-102	0
		[W 32-20]	Mike Wallace	3-118	1
11/6/2011	Baltimore	[L 23-20]	Antonio Brown	5-109	0
12/8/2011	Cleveland	[W 14-3]	Antonio Brown	5-151	1
9/23/2012	at Oakland	[L 34-31]	Mike Wallace	8-123	1
10/11/2012	at Tennessee	[L 26-23]	Isaac Redman (RB)	4-105	0
12/9/2012	San Diego	[L 34-24]	Mike Wallace	7-112	2
9/22/2013	Chicago	[L 40-23]	Antonio Brown	9-196	2
9/29/2013*	at Minnesota	[L 34-27]	Jerricho Cotchery	5-103	1
11/10/2013	Buffalo	[W 23-10]	Antonio Brown	6-104	0
11/17/2013	Oakland	[W 37-27]	Antonio Brown	7-147	2
12/8/2013	Miami	[L 34-28]	Antonio Brown	5-138	1
12/22/2013	at Green Bay	[W 38-31]	Antonio Brown	6-105	0
9/7/2014	Cleveland	[W 30-27]	Antonio Brown	5-116	1
9/28/2014	Tampa Bay	[L 27-24]	Antonio Brown	7-131	2
10/12/2014	at Cleveland	[L 31-10]	Antonio Brown	7-118	0
10/26/2014	Indianapolis	[W 51-34]	Antonio Brown	10-133	2
		[W 51-34]	Heath Miller (TE)	7-112	1
11/2/2014	Baltimore	[W 43-23]	Antonio Brown	11-144	1
11/9/2014	at N.Y. Jets	[L 20-13]	Martavis Bryant	4-143	1
11/30/2014	New Orleans	[L 35-32]	Le'Veon Bell (RB)	8-159	0
12/7/2014	at Cincinnati	[W 42-21]	Antonio Brown	9-117	0
		[W 42-21]	Martavis Bryant	4-109	1
12/14/2014	at Atlanta	[W 27-20]	Antonio Brown	10-123	0
12/28/2014	Cincinnati	[W 27-17]	Antonio Brown	7-128	1
1/3/2015*	Baltimore	[L 30-17]	Antonio Brown	9-117	0
9/10/2015	at New England	[L 28-21]	Antonio Brown	9-133	1
9/20/2015	San Francisco	[W 43-18]	Antonio Brown	9-195	1
9/27/2015	at St. Louis	[W 12-6]	Antonio Brown	11-108	0

10/18/2015	Arizona	[W 25-13]	Martavis Bryant	6-137	2
10/25/2015	at Kansas City	[L 23-13]	Antonio Brown	6-124	0
11/1/2015	Cincinnati	[L 16-10]	Heath Miller (TE)	10-105	0
11/8/2015	Oakland	[W 38-35]	Antonio Brown	178-284&	0
11/15/2015	Cleveland	[W 30-9]	Antonio Brown	10-139	2
		[W 30-9]	Martavis Bryant	6-178	1
11/29/2015	at Seattle	[L 39-30]	Markus Wheaton	9-201	1
12/6/2015	Indianapolis	[W 45-10]	Antonio Brown	8-118	2
		[W 45-10]	Martavis Bryant	4-114	1
12/20/2015	Denver	[W 34-27]	Antonio Brown	16-189	2
1/3/2016	at Cleveland	[W 28-12]	Antonio Brown	13-187	1
1/9/2016*	at Cincinnati	[W 18-16]	Antonio Brown	7-119	0
1/17/2016*	at Denver	[L 23-16]	Martavis Bryant	9-154	0
9/12/2016	at Washington	[W 38-16]	Antonio Brown	8-126	2
9/25/2016	at Philadelphia	[L 34-3]	Antonio Brown	12-140	0
10/9/2016	N.Y. Jets	[W 31-13]	Sammie Coates	6-139	2
10/23/2016	New England	[L 27-16]	Antonio Brown	7-106	0
11/6/2016	at Baltimore	[L 21-14]	Eli Rogers	6-103	0
11/13/2016	Dallas	[L 35-30]	Antonio Brown	14-154	1
12/4/2016	N.Y. Giants	[W 24-14]	Ladarius Green (TE)	6-110	1
1/8/2017*	Miami	[W 30-12]	Antonio Brown	5-124	2
1/15/2017*	at Kansas City	[W 18-16]	Antonio Brown	6-108	0
9/10/2017	at Cleveland	[W 21-18]	Antonio Brown	11-182	0
9/24/2017	at Chicago	[L 23-17 OT]	Antonio Brown	10-110	1
10/8/2017	Jacksonville	[L 30-9]	Antonio Brown	10-157	0
10/15/2017	at Kansas City	[W 19-13]	Antonio Brown	8-155	1
10/29/2017	at Detroit	[W 20-15]	JuJu Smith-Schuster	7-193	1
11/16/2017	Tennessee	[W 40-17]	Antonio Brown	10-144	3
11/26/2017	Green Bay	[W 31-28]	Antonio Brown	10-169	2
12/4/2017	at Cincinnati	[W 23-20]	Le'Veon Bell (RB)	5-106	1
			Antonio Brown	8-101	1
12/10/2017	Baltimore	[W 39-38]	Antonio Brown	11-213	0
12/17/2017	New England	[L 27-24]	JuJu Smith-Schuster	6-114	0
12/31/2017	Cleveland	[W 28-24]	JuJu Smith-Schuster	9-143	1
1/14/2018*	Jacksonville	[L 45-42]	Antonio Brown	7-132	2
			Vance McDonald (TE)	10-112	0
9/9/2018	at Cleveland	[T 21-21 OT]	JuJu Smith-Schuster	5-119	0
9/16/2018	Kansas City	[L 42-37]	Jesse James (TE)	5-138	1
			JuJu Smith-Schuster	13-121	1
9/24/2018	at Tampa Bay	[W 30-27]	JuJu Smith-Schuster	9-116	0
			Vance McDonald (TE)	4-112	1
10/7/2018	Atlanta	[W 41-17]	Antonio Brown	6-101	2
10/14/2018	at Cincinnati	[W 28-21]	JuJu Smith-Schuster	7-111	0
			Antonio Brown	5-105	1
11/18/2018	at Jacksonville	[W 20-16]	Antonio Brown	5-117	1
			JuJu Smith-Schuster	8-104	0
11/25/2018	at Denver	[L 24-17]	JuJu Smith-Schuster	13-189	1
12/2/2018	LA Charger	[W 33-30]	Antonio Brown	10-154	1
12/9/2018	at Oakland	[L 24-21]	JuJu Smith-Schuster	8-130	2
12/23/2018	at New Orleans	[L 31-28]	Antonio Brown	14-185	2
			JuJu Smith-Schuster	11-115	0
10/28/2019	Miami	[W 27-14]	JuJu Smith-Schuster	5-103	1
12/1/2019	Cleveland	[W 20-13]	James Washington	4-111	1
10/11/2020	Philadelphia	[W 38-29]	Chase Claypool	7-110	3
11/15/2020	Cincinnati	[W 36-10]	Diontae Johnson	6-116	1
11/22/2020	at Jacksonville	[W 27-3]	Diontae Johnson	12-111	0
1/3/2021	at Cleveland	[L 24-22]	Chase Claypool	5-101	1
1/10/2021*	Cleveland	[L 48-37]	JuJu Smith-Schuster	13-157	1
		[L 48-37]	Diontae Johnson	11-117	0
9/19/2021	Las Vegas	[L 26-17]	Diontae Johnson	9-105	0
9/26/2021	Cincinnati	[L 24-10]	Najee Harris	14-104	0
10/10/2021	Denver	[W 27-19]	Chase Claypool	5-130	1

\*AFC Playoff Game

\*\*AFC Championship Game

\*\*\*Super Bowl

^Game at Wembley Stadium (London)

&Team Record

Since 1970 NFL Merger

Total number of 100-yard receivers: 276

Total games: 245 Wins: 148 Losses: 95 Ties: 2

Total Home games: 133 Wins: 87 Losses: 45 Ties: 1

Total Away games: 106 Wins: 56 Losses: 49 Ties: 1

Neutral games: 6 Wins: 5 Losses: 1

100-Yard Receiving Games by Opponents

Date	Opponent	Before 1970 NFL Merger			
		Score	Player	Rec./Yards	TDs
9/26/1948	at Washington	[L 17-14]	Hal Crisler	6-130	0
11/14/1948	Chicago Cardinals	[L 24-7]	Mal Kutner	6-126	1
11/28/1948	at Philadelphia	[L 17-0]	Pete Pihos	7-112	1
10/3/1949	Washington	[L 27-14]	Hugh Taylor	5-111	2
10/23/1949	N.Y. Bulldogs	[W 24-13]	Bill Chipley		
10/1/1950	at Washington	[W 26-7]	Hugh Taylor		
10/22/1950	Philadelphia	[L 17-10]	Jack Ferrante	5-118	0
12/10/1950	Chicago Cardinals	[W 28-7]	Bob Shaw	7-128	1
10/14/1951	San Francisco	[W 24-7]	J.R. Boone	5-101	0
9/28/1952	Philadelphia	[L 31-25]	Bud Grant	4-135	1
10/12/1952	at Philadelphia	[L 26-21]	Bud Grant	5-111	1
10/19/1952	Washington	[L 28-24]	Hugh Taylor	3-111	2
10/26/1952	at Chicago Cardinals	[W 34-28]	Ollie Matson	3-121	3
11/2/1952	at Washington	[W 24-23]	Hugh Taylor	4-139	1
11/16/1952	at Cleveland	[L 29-28]	Dante Lavelli	6-107	2

12/7/1952	at San Francisco	[W 24-7]	J.R. Boone	5-101	0
12/14/1952	at L.A. Rams	[L 28-14]	Elroy Hirsch	4-108	1
		[L 28-14]	Tom Fears	10-122	2
9/27/1953	at Detroit	[L 38-21]	Cloyce Box	5-143	0
11/15/1953	at N.Y. Giants	[W 14-10]	Cliff Anderson	7-128	0
10/2/1954	Washington	[W 37-7]	Hugh Taylor	8-111	0
10/17/1954	Cleveland	[W 55-27]	Dante Lavelli	7-134	2
10/23/1954	Philadelphia	[W 17-7]	Pete Pihos	7-111	1
11/28/1954	Chicago Cardinals	[W 20-17]	Ollie Matson	5-161	1
12/5/1954	at N.Y. Giants	[L 24-3]	Kyle Rote	5-147	1
10/2/1955	at L.A. Rams	[L 27-26]	Bob Boyd	3-114	1
10/9/1955	N.Y. Giants	[W 30-23]	Kyle Rote	3-114	2
11/13/1955	Detroit	[L 31-28]	Dave Middleton	5-102	1
10/14/1956	Philadelphia	[L 35-21]	Bobby Walston	4-108	1
10/21/1956	at N.Y. Giants	[L 38-10]	Frank Gifford	7-100	0
9/28/1958	at San Francisco	[L 23-20]	R.C. Owens	9-103	0
10/5/1958	Cleveland	[L 45-12]	Preston Carpenter	7-131	1
11/2/1958	Washington	[W 24-16]	Joe Walton	4-106	1
12/13/1958	Chicago Cardinals	[W 38-21]	Joe Childress	8-118	0
10/4/1959	Washington	[L 23-17]	Bill Anderson	3-106	1
10/25/1959	N.Y. Giants	[L 21-16]	Frank Gifford	4-135	2
11/22/1959	at Cleveland	[W 21-20]	Ray Renfro	5-161	3
9/24/1960	at Dallas	[W 35-28]	Jim Doran	4-154	2
10/2/1960	at Cleveland	[L 28-20]	Rich Kreitling	3-157	1
10/9/1960	N.Y. Giants	[L 19-17]	Kyle Rote	7-116	1
11/6/1960	at Philadelphia	[L 34-7]	Tommy McDonald	8-141	3
11/20/1960	Cleveland	[W 14-10]	Gern Nagler	10-177	0
12/11/1960	Philadelphia	[W 27-21]	Timmy Brown	3-112	1
12/18/1960	at St. Louis Cardinals	[L 38-7]	Sonny Randle	5-115	3
9/17/1961	at Dallas	[L 27-24]	Billy Howton	6-138	1
10/29/1961	San Francisco	[W 20-10]	R.C. Owens	6-122	0
11/19/1961	at N.Y. Giants	[L 42-21]	Kyle Rote	6-129	2
11/26/1961	St. Louis Cardinals	[W 30-27]	Sonny Randle	7-113	1
9/30/1962	N.Y. Giants	[L 31-27]	Alex Webster	5-101	1
10/21/1962	Dallas	[L 42-27]	Lee Folkins	5-123	1
11/4/1962	Minnesota	[W 39-31]	Charley Ferguson	4-106	2
11/11/1962	at St. Louis Cardinals	[W 26-17]	Bobby Joe Conrad	4-101	0
12/2/1962	St. Louis Cardinals	[W 19-7]	Bobby Joe Conrad	7-106	0
12/9/1962	at Philadelphia	[W 26-17]	Pete Retzlaff	7-122	2
12/16/1962	at Washington	[W 27-24]	Dick James	5-140	2
9/15/1963	at Philadelphia	[T 21-21]	Tommy McDonald	7-179	2
10/13/1963	at St. Louis Cardinals	[L 24-23]	Jackie Smith	9-212	2
10/20/1963	Washington	[W 38-27]	Bobby Mitchell	4-173	0
10/27/1963	Dallas	[W 27-21]	Billy Howton	7-103	1
11/17/1963	at Washington	[W 34-28]	Gary Ballman	8-161	1
11/24/1963	Chicago	[T 17-17]	Mike Ditka	7-146	0
12/15/1963	at N.Y. Giants	[L 33-17]	Del Shofner	3-110	1
9/27/1964	Dallas	[W 23-17]	Frank Clarke	7-110	1
10/4/1964	at Philadelphia	[L 21-7]	Timmy Brown	2-110	2
10/25/1964	Philadelphia	[L 34-10]	Red Mack	3-104	1
12/13/1964	at Dallas	[L 17-14]	Buddy Dial	5-100	0
9/19/1965	Green Bay	[L 41-9]	Boyd Dowler	6-104	0
11/7/1965	at St. Louis Cardinals	[L 21-17]	Billy Gambrell	3-100	1
9/11/1966	N.Y. Giants	[T 34-34]	Homer Jones	2-173	2
10/2/1966	at Washington	[L 24-10]	Bobby Mitchell	6-150	2
11/13/1966	St. Louis Cardinals	[W 30-9]	Jackie Smith	5-106	0
12/11/1966	at N.Y. Giants	[W 47-28]	Homer Jones	3-111	1
12/18/1966	at Atlanta	[W 57-33]	Alex Hawkins	5-104	0
10/1/1967	at Philadelphia	[L 34-24]	Ben Hawkins	8-187	2
10/15/1967	N.Y. Giants	[L 27-24]	Joe Morrison	6-125	2
10/22/1967	Dallas	[L 24-21]	Bob Hayes	7-170	2
10/29/1967	at New Orleans	[W 14-10]	Danny Abramowicz	12-156	0
9/15/1968	N.Y. Giants	[L 34-20]	Homer Jones	3-101	0
9/22/1968	at L.A. Rams	[L 45-10]	Bernie Casey	3-108	2
10/27/1968	Philadelphia	[W 6-3]	Ben Hawkins	7-108	0
11/10/1968	at St. Louis Cardinals	[T 28-28]	Bobby Joe Conrad	5-133	1
		[T 28-28]	Dave Williams	5-114	2
		[T 28-28]	Jackie Smith	5-105	0
11/17/1968	Cleveland	[L 45-24]	Mitt Morin	5-103	1
11/24/1968	San Francisco	[L 45-28]	John David Crow	4-144	1
12/8/1968	at Dallas	[L 28-7]	Lance Rentzel	2-100	1
12/15/1968	at New Orleans	[L 24-14]	Dave Parks	6-103	0
9/28/1969	at Philadelphia	[L 41-27]	Ben Hawkins	7-145	4
10/5/1969	St. Louis Cardinals	[L 27-14]	John Gilliam	10-197	1
10/18/1969	at Cleveland	[L 42-31]	Gary Collins	7-103	2
11/2/1969	Green Bay	[L 38-34]	Carroll Dale	7-134	1
11/16/1969	Cleveland	[L 24-3]	Paul Warfield	5-132	1
12/21/1969	at New Orleans	[L 27-24]	Danny Abramowicz	8-129	0

Before 1970 NFL Merger (Since 1948)

Total number of Opponent 100-yard receivers: 93

Total Games with Opponents 100-Yards Receiving: 90 Wins: 50 Losses: 34 Ties: 6

Total Home Games with Opponents 100-Yards Receiving: 46 Wins: 24 Losses: 20 Ties: 2

Total Away Games with Opponents 100-Yards Receiving: 44 Wins: 26 Losses: 14 Ties: 4

## Since 1970 NFL Merger

Date	Opponent	Score	Player	Rec./Yards	TDs
10/11/1970	Buffalo	[W 23-10]	Haven Moses	4-122	0
10/25/1970	at Oakland	[L 31-14]	Raymond Chester	5-107	3
10/3/1971	San Diego	[W 21-17]	Billy Parks	8-111	1
10/10/1971	at Cleveland	[L 27-17]	Mitt Morin	8-126	1
10/18/1971	at Kansas City	[L 38-16]	Otis Taylor	6-190	2
10/31/1971	at Baltimore	[L 34-21]	Ray Perkins	2-124	1
			Willie Richardson	4-100	2



11/14/1971	at Miami	[L 24-21]	Paul Warfield	3-158	3
11/21/1971	N.Y. Giants	[W 17-13]	Bob Tucker	5-108	0
9/17/1972	Oakland	[W 34-28]	Mike Siani	4-111	2
9/16/1973	Detroit	[W 24-10]	Ron Jessie	3-131	1
11/11/1973	at Oakland	[W 17-9]	Fred Biletnikoff	4-105	1
12/29/1974*	at Oakland	[W 24-13]	Cliff Branch	9-186	1
11/2/1975	at Cincinnati	[W 30-24]	Charlie Joiner	5-114	1
9/12/1976	at Oakland	[L 31-28]	Dave Casper (TE)	7-124	2
9/26/1976	New England	[L 30-27]	Russ Francis	6-139	1
11/7/1976	at Kansas City	[W 45-0]	Walter White	6-105	0
11/13/1977	Cleveland	[W 35-31]	Reggie Pucker	4-104	0
12/10/1977	at Cincinnati	[L 17-10]	Billy Brooks	6-166	0
12/16/1978	at Denver	[W 21-17]	Haven Moses	5-116	1
10/22/1979	Denver	[W 42-7]	Haven Moses	5-133	1
11/18/1979	at San Diego	[L 35-7]	John Jefferson	5-106	1
11/25/1979	Cleveland	[W 33-30 OT]	Dave Logan	7-135	1
12/2/1979	Cincinnati	[W 37-17]	Isaac Curtis	5-119	2
9/14/1980	at Baltimore	[W 20-17]	Roger Carr	6-108	0
10/20/1980	Oakland	[L 45-34]	Cliff Branch	5-123	2
10/26/1980	at Cleveland	[L 27-26]	Dave Logan	8-131	0
11/2/1980	Green Bay	[W 22-20]	Aundra Thompson	7-106	2
11/9/1980	at Tampa Bay	[W 24-21]	Jimmie Giles	6-128	1
12/22/1980	at San Diego	[L 26-17]	Kellen Winslow (TE)	10-171	0
9/27/1981	at New England	[W 27-21 OT]	Harold Jackson	5-126	0
10/11/1981	Cleveland	[W 13-7]	Ozzie Newsome (TE)	5-120	1
11/15/1981	at Atlanta	[W 34-20]	William Andrews	15-124	0
		[W 34-20]	Alfred Jackson	5-109	1
12/20/1981	at Houston	[L 21-20]	Dave Casper (TE)	6-139	3
		[L 21-20]	Mike Holston	5-128	0
9/13/1982	at Dallas	[W 36-28]	Tony Hill	6-130	1
		[W 36-28]	Doug Cosbie	5-102	1
9/19/1982	Cincinnati	[W 26-20 OT]	Cris Collinsworth	9-144	0
11/28/1982	at Seattle	[L 16-0]	Steve Largent	5-109	2
12/26/1982	New England	[W 37-14]	Stanley Morgan	4-127	1
1/2/1983	Cleveland	[W 37-21]	Ozzie Newsome (TE)	9-123	0
		[W 37-21]	Ricky Feacher	7-109	2
1/9/1983*	San Diego	[L 31-28]	Wes Chandler	9-124	0
		[L 31-28]	Kellen Winslow (TE)	7-102	2
9/11/1983	at Green Bay	[W 25-21]	James Lofton	5-169	3
9/25/1983	New England	[L 28-23]	Stephen Starring	2-108	1
10/16/1983	Cleveland	[W 44-17]	Ozzie Newsome (TE)	9-103	0
10/23/1983	at Seattle	[W 27-21]	Paul Jones	6-118	1
12/10/1983	at N.Y. Jets	[W 34-7]	Lam Jones	7-146	1
9/16/1984	L.A. Rams	[L 24-14]	Drew Hill	4-152	1
10/7/1984	Miami	[L 31-7]	Mark Clayton	5-110	0
11/25/1984	San Diego	[W 52-24]	Wes Chandler	4-105	1
12/2/1984	at Houston	[L 23-20]	Tim Smith	7-108	0
12/30/1984*	at Denver	[W 24-17]	Steve Watson	11-177	1
1/6/1985*	at Miami	[L 45-28]	Mark Duper	5-148	2
		[L 45-28]	Tony Nathan	8-114	0
12/8/1985	at San Diego	[L 54-44]	Wes Chandler	5-154	2
		[L 54-44]	Charlie Joiner	6-110	0
9/21/1986	at Minnesota	[L 31-7]	Hassan Jones	6-140	2
10/5/1986	Cleveland	[L 27-24]	Reggie Langhorne	4-108	0
11/16/1986	Houston	[W 21-10]	Ernest Givins	8-156	1
11/23/1986	at Cleveland	[L 37-31 OT]	Webster Slaughter	6-134	1
9/13/1987	San Francisco	[W 30-17]	Jerry Rice	8-106	1
11/1/1987	Miami	[L 35-24]	Mark Duper	5-100	1
11/15/1987	Houston	[L 23-3]	Drew Hill	4-107	1
12/13/1987	at San Diego	[W 20-16]	Wes Chandler	7-116	1
12/20/1987	at Houston	[L 24-16]	Drew Hill	4-109	2
9/11/1988	at Washington	[L 30-29]	Ricky Sanders	5-145	1
10/9/1988	at Phoenix	[L 31-14]	Roy Green	4-119	0
10/16/1988	Houston	[L 35-14]	Ernest Givins	5-104	1
10/23/1988	Denver	[W 39-21]	Ricky Nattiel	3-102	1
11/6/1988	at Cincinnati	[L 42-7]	Eddie Brown	7-216	2
12/18/1988	Miami	[W 40-24]	Scott Schwedes	4-110	0
9/17/1989	at Cincinnati	[L 41-10]	Tim McGee	6-100	0
10/1/1989	at Detroit	[W 23-3]	Robert Clark	6-124	0
10/15/1989	at Cleveland	[W 17-7]	Webster Slaughter	7-106	0
10/29/1989	Kansas City	[W 23-17]	Stephone Paige	7-163	0
11/19/1989	San Diego	[W 20-17]	Anthony Miller	7-104	2
12/17/1989	New England	[W 28-10]	Hart Lee Dykes	10-130	0
12/24/1989	at Tampa Bay	[W 31-22]	Mark Carrier	6-101	2
12/31/1989*	at Houston	[W 26-23]	Ernest Givins	11-136	2
1/7/1990*	at Denver	[L 24-23]	Mark Jackson	5-111	0
9/23/1990	at L.A. Rams	[L 20-3]	Mervin Fernandez	5-130	1
9/8/1991	at Buffalo	[L 52-34]	Don Beebe	10-112	4
		[L 52-34]	Andre Reed	9-118	1
9/22/1991	at Philadelphia	[L 23-14]	Roy Green	6-114	0
10/20/1991	Seattle	[L 27-7]	Tom Kane	6-102	0
11/10/1991	at Cincinnati	[W 33-27]	Tim McGee	3-101	0
11/17/1991	Washington	[L 41-14]	Art Monk	8-130	1
11/24/1991	Houston	[W 26-14]	Haywood Jeffries	8-122	1
11/28/1991	at Dallas	[L 20-10]	Michael Irvin	8-157	1
12/22/1991	Cleveland	[W 17-10]	Webster Slaughter	11-138	0
9/6/1992	at Houston	[W 29-24]	Haywood Jeffries	7-117	0
11/8/1992	at Buffalo	[L 28-21]	Don Beebe	8-101	0
11/15/1992	Detroit	[W 17-14]	Willie Green	6-115	1
9/12/1993	at L.A. Rams	[L 27-0]	Henry Ellard	9-127	0
10/24/1993	at Cleveland	[L 28-23]	Michael Jackson	2-106	1
11/28/1993	at Houston	[L 23-3]	Haywood Jeffries	7-139	1

12/13/1993	at Miami	[W 21-20]	Terry Kirby (RB)	7-107	0
1/2/1994	Cleveland	[L 16-9]	Mark Carrier	4-118	0
9/4/1994	Dallas	[L 26-9]	Michael Irvin	8-139	0
11/20/1994	Miami	[W 16-13 OT]	Irving Fryar	6-113	0
12/4/1994	at Cincinnati	[W 38-15]	Carl Pickens	4-105	1
9/3/1995	Detroit	[W 23-30]	Herman Moore	10-131	1
10/19/1995	Cincinnati	[L 27-9]	Carl Pickens	8-108	1
11/5/1995	at Chicago	[W 37-34 OT]	Jeff Graham	5-111	0
11/19/1995	at Cincinnati	[W 49-31]	Carl Pickens	8-129	1
12/24/1995	at Green Bay	[L 24-19]	Robert Brooks	11-137	1
11/3/1996	St. Louis	[W 42-6]	Isaac Bruce	7-108	0
11/10/1996	at Cincinnati	[L 34-24]	Carl Pickens	12-103	0
12/1/1996	Baltimore	[L 31-17]	Derrick Alexander	7-198	1
8/31/1997	Dallas	[L 37-7]	Michael Irvin	7-153	2
9/22/1997	at Jacksonville	[L 30-21]	Jimmy Smith	10-164	1
11/23/1997	at Philadelphia	[L 23-20]	Irving Fryar	7-116	1
11/30/1997	at Arizona	[W 26-20 OT]	Rob Moore	8-188	0
12/7/1997	Denver	[W 35-24]	Rod Smith	4-115	2
1/3/1998*	New England	[W 7-6]	Shawn Jefferson	9-104	0
9/27/1998	Seattle	[W 13-10]	Joey Galloway	7-139	0
10/11/1998	at Cincinnati	[L 25-20]	Carl Pickens	13-204	1
11/26/1998	at Detroit	[L 19-16 OT]	Herman Moore	8-148	1
12/6/1998	New England	[L 23-9]	Terry Glenn	9-193	1
12/20/1998	Cincinnati	[L 25-24]	Darnay Scott	7-152	1
9/26/1999	Seattle	[L 25-24]	Brandon Bennett (RB)	3-119	0
10/10/1999	at Buffalo	[L 26-10]	Sean Dawkins	5-105	0
10/25/1999	Atlanta	[L 24-21]	Eric Moulds	6-122	1
11/28/1999	Cincinnati	[W 13-9]	Terance Mathis	12-166	1
12/2/1999	at Jacksonville	[L 27-20]	Darnay Scott	4-123	1
12/2/1999	at Jacksonville	[L 20-6]	Jimmy Smith	10-124	1
12/12/1999	Baltimore	[L 20-6]	Keenan McCardell	5-113	0
12/26/1999	Baltimore	[L 31-24]	Qadry Ismail	6-258	3
9/3/2000	Carolina	[W 30-20]	Patrick Jeffers	5-160	1
9/3/2000	Baltimore	[L 16-0]	Qadry Ismail	7-102	1
9/24/2000	Tennessee	[L 23-20]	Carl Pickens	2-105	0
10/1/2000	at Jacksonville	[W 24-13]	Keenan McCardell	11-137	1
12/10/2000	at N.Y. Giants	[L 30-10]	Amani Toomer	9-136	1
12/24/2000	at San Diego	[W 34-21]	Jeff Graham	5-113	1
9/9/2001	at Jacksonville	[L 21-3]	Jimmy Smith	8-126	2
10/21/2001	at Tampa Bay	[W 17-10]	Keyshawn Johnson	10-159	0
11/25/2001	at Tennessee	[W 34-24]	Derrick Mason	7-114	0
12/2/2001	Minnesota	[W 34-24]	Kevin Dyson	4-112	1
12/30/2001	at Cincinnati	[W 21-16]	Randy Moss	8-144	1
12/30/2001	at Cincinnati	[L 26-23]	Darnay Scott	7-113	0
1/27/2002	New England	[L 26-23]	Peter Warrick	10-109	0
11/10/2002	Atlanta	[L 24-17]	Troy Brown	8-121	0
11/24/2002	Cincinnati	[T 34-34 OT]	Shawn Jefferson	9-131	1
12/23/2002	at Tampa Bay	[W 29-21]	Chad Johnson	7-152	0
12/29/2002	Baltimore	[W 17-7]	Keyshawn Johnson	8-132	1
1/5/2003	Cleveland	[W 34-31]	Todd Heap (TE)	7-146	1
1/11/2003	at Tennessee	[W 36-33]	Kevin Johnson	4-140	0
10/26/2003	St. Louis	[L 34-31]	Frank Wycheck (TE)	10-123	1
11/9/2003	St. Louis	[L 33-21]	Torry Holt	7-174	1
11/17/2003	Arizona	[W 28-15]	Anquan Bolden	8-118	1
11/30/2003	at San Francisco	[L 30-14]	Terrell Owens	8-155	1
12/1/2003	Cincinnati	[L 24-20]	Chad Johnson	6-117	1
12/21/2003	San Diego	[W 40-24]	Kassim Ospood	4-102	1
12/28/2003	at Baltimore	[L 13-10 OT]	Marcus Robinson	6-102	0
10/10/2004	Cleveland	[W 34-23]	Andre' Davis	5-101	1
10/17/2004	at Dallas	[W 24-20]	Terry Glenn	7-140	0
10/31/2004	New England	[W 34-20]	David Givens	8-101	2
1/23/2005	New England	[L 41-27]	Deion Branch	4-116	1
9/25/2005	New England	[L 23-20]	David Givens	9-130	0
11/28/2005	at Indianapolis	[L 26-7]	Marvin Harrison	4-128	1
10/22/2006	at Atlanta	[L 41-38 OT]	Alge Crumpler (TE)	6-117	3
11/5/2006	Denver	[L 31-20]	Jaxon Walker	6-134	2
11/12/2006	New Orleans	[W 38-31]	Marques Colston	10-169	0
11/19/2006	at Cleveland	[W 24-20]	Braylon Edwards	7-137	0
12/7/2006	Cleveland	[W 27-7]	Joe Jurevicius	7-111	0
12/24/2006	Baltimore	[L 31-7]	Mark Clayton	7-108	1
12/31/2006	at Cincinnati	[W 23-17 OT]	Chris Henry	4-124	1
9/30/2007	at Arizona	[L 21-14]	Larry Fitzgerald	11-123	0
12/9/2007	at New England	[L 34-13]	Randy Moss	7-135	2
9/7/2008	Houston	[L 34-13]	Jabar Gaffney	7-122	1
9/7/2008	Houston	[W 38-17]	Andre Johnson	10-112	0
9/29/2008	Baltimore	[W 38-17]	Andre Johnson	10-112	0
10/5/2008	at Jacksonville	[W 23-20 OT]	Derrick Mason	8-137	0
11/9/2008	Indianapolis	[W 26-21]	Mike Walker	6-107	0
12/21/2008	at Tennessee	[L 24-20]	Reggie Wayne	6-114	1
2/1/2009	at Tennessee	[L 31-14]	Justin Gage	5-104	1
10/4/2009	Arizona	[W 27-23]	Larry Fitzgerald	7-127	2
10/25/2009	San Diego	[W 38-28]	Antonio Gates (TE)	9-124	2
11/9/2009	Minnesota	[W 27-17]	Sidney Rice	10-136	0
11/9/2009	at Denver	[W 28-10]	Brandon Marshall	11-112	0
11/22/2009	at Kansas City	[L 27-24 OT]	Chris Chambers	4-119	0
11/29/2009	at Baltimore	[L 20-17 OT]	Mark Clayton	7-129	0
12/6/2009	Oakland	[L 27-24]	Louis Murphy	4-128	1
12/20/2009	Green Bay	[W 37-36]	Greg Jennings	5-118	1
9/12/2010	Atlanta	[W 15-9 OT]	Roddy White	13-111	0
11/8/2010	at Cincinnati	[W 27-21]	Terrell Owens	10-141	2
11/28/2010	at Buffalo	[W 19-16 OT]	Fred Jackson (RB)	5-104	1
12/5/2010	at Baltimore	[W 13-10]	Anquan Boldin	5-118	1
12/19/2010	N.Y. Jets	[L 22-17]	Braylon Edwards	8-100	0

2/6/2011***	vs. Green Bay	[L 31-25]	Jordy Nelson	9-140	1
1/8/2012*	at Denver	[L 29-23 OT]	Demaryius Thomas	4-204	1
9/9/2012	at Denver	[L 31-19]	Demaryius Thomas	5-110	1
12/23/2012	Cincinnati	[L 13-10]	A.J. Green	10-116	0
9/29/2013*	at Minnesota	[L 34-27]	Jerome Simpson	7-124	0
11/3/2013	at New England	[L 55-31]	Rob Gronkowski (TE)	9-143	1
		[L 55-31]	Aaron Dobson	5-130	2
		[L 55-31]	Danny Amendola	4-122	1
11/17/2013	Detroit	[W 37-27]	Calvin Johnson	6-179	2
11/24/2013	at Cleveland	[W 27-11]	Josh Gordon	14-237	1
9/21/2014	at Carolina	[W 37-19]	Kelvin Benjamin	8-115	1
10/12/2014	at Cleveland	[L 31-10]	Jordan Cameron (TE)	3-102	1
10/20/2014	Houston	[W 30-23]	DeAndre Hopkins	6-108	0
10/26/2014	Indianapolis	[W 51-34]	T. Y. Hilton	6-155	1
		[W 51-34]	Donte Moncrief	7-113	1
11/30/2014	New Orleans	[L 35-32]	Kenny Stills	5-162	1
12/7/2014	at Cincinnati	[W 42-21]	A.J. Green	11-224	1
12/14/2014	at Atlanta	[W 27-20]	Harry Douglas	10-131	0
1/3/2015*	Baltimore	[L 30-17]	Steve Smith, Sr.	5-101	0
9/20/2015	San Francisco	[W 43-18]	Torrey Smith	6-120	2
9/27/2015	at St. Louis	[W 12-6]	Kenny Britt	7-102	0
10/18/2015	Arizona	[W 25-13]	John Brown	10-196	0
11/1/2015	Cincinnati	[L 16-10]	A.J. Green	11-118	1
11/8/2015	Oakland	[W 38-35]	Michael Crabtree	7-108	2
11/15/2015	Cleveland	[W 30-9]	Travis Benjamin	7-113	0
11/29/2015	at Seattle	[L 39-30]	Doug Baldwin	6-145	3
12/13/2015	at Cincinnati	[W 33-20]	A.J. Green	6-132	1
12/20/2015	Denver	[W 34-27]	Emmanuel Sanders	10-181	1
9/12/2016	at Washington	[W 38-16]	DeSean Jackson	6-102	0
9/18/2016	Cincinnati	[W 24-16]	Giovani Bernard (RB)	9-100	1
9/25/2016	at Philadelphia	[L 34-3]	Darren Sproles (RB)	6-128	1
10/9/2016	N.Y. Jets	[W 31-13]	Brandon Marshall	8-114	1
11/6/2016	at Baltimore	[L 21-14]	Mike Wallace	4-124	1
11/13/2016	Dallas	[L 35-30]	Dez Bryant	6-116	1
12/4/2016	N.Y. Giants	[W 24-14]	Odell Beckham Jr.	10-100	0
1/8/2017*	Miami	[W 30-12]	Jarvis Landry	11-102	0
1/22/2017*	at New England	[L 36-17]	Chris Hogan	9-180	2
		[L 36-17]	Julian Edelman	8-118	1
10/29/2017	at Detroit	[W 20-15]	Marvin Jones Jr.	6-128	0
11/12/2017	at Indianapolis	[W 20-17]	Chester Rogers	6-104	1
11/16/2017	Tennessee	[W 40-17]	Richard Matthews	5-113	1
12/17/2017	New England	[L 27-24]	Rob Gronkowski (TE)	9-168	0
12/31/2017	Cleveland	[W 28-24]	Josh Gordon	4-115	0
9/9/2018	at Cleveland	[T 21-21 OT]	Jarvis Landry	7-106	0
9/16/2018	Kansas City	[L 42-37]	Travis Kelce (TE)	7-109	2
		[L 42-37]	Sammy Watkins	6-100	0
9/24/2018	at Tampa Bay	[W 30-27]	Mike Evans	6-137	1
9/30/2018	Baltimore	[L 26-14]	John Brown	3-116	1
12/2/2018	L.A. Chargers	[W 33-30]	Keenan Allen	14-148	1
12/9/2018	at Oakland	[L 24-21]	Jared Cook (TE)	7-116	0
12/23/2018	at New Orleans	[L 31-28]	Michael Thomas	11-109	1
10/13/2019	at L.A. Chargers	[W 24-17]	Hunter Henry (TE)	8-100	2
12/24/2019	at Cincinnati	[W 16-10]	Tyler Boyd	5-101	1
9/14/2020	at N.Y. Giants	[W 26-16]	Darius Slayton	6-102	2
10/11/2020	Philadelphia	[W 38-29]	Travis Fulgham	10-152	1
10/25/2020	at Tennessee	[W 27-24]	A.J. Brown	6-153	1
11/1/2020	at Baltimore	[W 28-24]	Willie Snead	5-106	0
11/15/2020	Cincinnati	[W 36-10]	Tee Higgins	7-115	1
12/13/2020	at Buffalo	[L 26-15]	Stefon Diggs	10-130	1
9/19/21	Las Vegas	[L 26-17]	Henry Ruggs III	5-113	1
10/10/2021	Denver	[W 27-19]	Courtland Sutton	7-120	1
*1/16/2022	at Kansas City	[L 42-21]	Travis Kelce (TE)	5-108	1

\*AFC Playoff Game

\*\*\* Super Bowl

^ Game at Wembley Stadium (London)

Since 1970 NFL Merger

Total number of Opponent 100-yard receivers: 254

Total Games with Opponents 100-Yards Receiving: 238 Wins: 126 Losses: 110 Ties: 2

Total Home Games with Opponents 100-Yards Receiving: 112 Wins: 71 Losses: 40 Ties: 1

Total Away Games with Opponents 100-Yards Receiving: 121 Wins: 53 Losses: 67 Ties: 1

Total Neutral Games with Opponents 100-Yards Receiving: 5 Wins: 2 Losses: 3

## STEELERS Opponent Performances (Single Game)

### Top 10 Rushing Performances

Game	Att.	Yds.	TDs
1. Fred Taylor (11/19/2000 vs. Jacksonville)	30	234.3	
2. O.J. Simpson (9/28/1975 vs. Buffalo)	23	227.1	
3. Steve Van Buren (11/27/1949 at Philadelphia)	27	205.0	
Dalvin Cook (12/9/2001 at Minnesota)	27	205.2	
5. Jay Ajayi (10/16/2016 at Miami)	25	204.2	
6. John David Crow (12/18/1960 at St. Louis)	24	203.0	
7. Joe Morris (12/21/1985 at N.Y. Giants)	36	202.3	
8. O.J. Simpson (10/29/1972 at Buffalo)	22	199.1	
9. Marion Motley (10/29/1950 at Cleveland)	11	188.1	
10. Leonard Fournette (10/8/2017 vs. Jacksonville)	28	181.2	

### Top 10 Receiving Performances

Game	Rec.	Yds.	TDs
1. Qadry Ismail (12/12/1999 vs. Baltimore)	6	258.3	
2. Josh Gordon (11/24/2013 at Cleveland)	14	237.1	
3. A.J. Green (12/17/2014 at Cincinnati)	11	224.1	
4. Bobby Mitchell (11/17/1963 at Washington)	11	218.2	
5. Eddie Brown (11/6/1988 at Cincinnati)	7	216.2	
6. Jackie Smith (10/13/1963 at St. Louis)	9	212.2	
7. Carl Pickens (10/11/1998 at Cincinnati)	13	206.1	
8. Derrick Alexander (12/1/1996 at Baltimore)	7	198.1	
9. John Gilliam (10/5/1969 vs. St. Louis)	10	197.1	
10. John Brown (10/18/2015 vs. Arizona)	10	196.0	

### Top 10 Passing Performances

Game	Att.	Comp.	Yds.	TDs	INTs
1. Tom Brady (11/3/13 at New England)	39	23	452.4	0	
2. Doug Williams (9/11/88 at Washington)	52	30	430.2	1	
3. Charley Johnson (10/13/63 at St. Louis)	41	20	428.2	1	
4. Norm Snead (11/17/63 at Washington)	40	23	424.2	2	
5. Matthew Stafford (10/29/17 at Detroit)	45	27	423.0	0	
6. Carson Palmer (10/18/15 vs. Arizona)	45	24	421.2	2	
7. Steve Bartkowski (11/15/81 at Atlanta)	50	33	416.2	2	
8. Bernie Kosar (11/23/86 at Cleveland)	46	28	414.2	1	
9. Ryan Fitzpatrick (9/24/18 at Tampa Bay)	50	30	411.3	3	
Jon Kina (12/30/01 at Cincinnati)	68	35	411.2	1	

## STEELERS Opponent Performances (Career)

### Top 10 Rushing Performances

Career	Att.	Yds.	TDs
1. Jim Brown (1957-65)	3421	1,985.14	
2. Leroy Kelly (1964-73)	282	1,096.7	
3. James Brooks (1963-91)	221	989.10	
4. Jamal Lewis (2000-09)	282	955.7	
5. Corey Dillon (1997-2005)	239	954.7	
6. Fred Taylor (1998-2008)	215	934.7	
7. Ollie Matson (1952-66)	189	926.5	
8. Eddie George (1996-2004)	287	884.5	
9. Mike Pruitt (1976-86)	200	709.0	
10. Earl Campbell (1978-84)	206	683.6	

### Top 10 Receiving Performances

Career	Rec.	Yds.	TDs
1. Carl Pickens (1992-2000)	91	1,289.6	
2. Ozzie Newsome (1978-90)	94	1,219.6	
3. A.J. Green (2011-20)	90	1,218.8	
4. Derrick Mason (1997-2010)	100	1,214.1	
5. Chad Johnson (2001-11)	87	1,198.3	
6. Ernest Gwinn (1986-95)	75	1,144.8	
7. Frank Gifford (1953-64)	65	1,107.9	
8. Bobby Mitchell (1958-68)	63	1,087.7	
9. Jimmy Smith (1995-2005)	78	1,037.6	
10. Drew Hill (1981-93)	57	1,006.7	

### Top 10 Passing Performances

Game	Att.	Comp.	Yds.	TDs	INTs
1. Joe Flacco (2008-18)	744	454	4,860	25	12
2. Warren Moon (1984-98)	648	364	4,604	25	30
3. Ken Anderson (1971-86)	559	306	3,928	15	24
4. Tom Brady (2002-19)	449	309	3,744	29	5
5. Boomer Esiason (1984-92)	437	261	3,589	18	17
6. Andy Dalton (2011-19)	548	320	3,331	19	14
7. Jeff Blake (1994-03)	371	228	3,037	16	15
8. Carson Palmer (2004-15)	489	287	3,032	21	14
9. Brian Sipe (1974-83)	463	237	3,022	25	28
10. Sonny Jurgensen (1957-73)	413	203	2,971	27	23

**STEELERS 2021 (Won 9, Lost 7, Tied 1)**

**Schedule**

Date	W-L	Score	Opponent	Attendance
9/12	W	23-16	at Buffalo	69,787
9/19	L	26-17	Las Vegas	63,707
9/26	L	24-10	Cincinnati	58,076
10/3	L	27-17	at Green Bay	78,281
10/10	W	27-19	Denver	59,841
10/17	W	23-20	Seattle	60,821
11/31	W	15-10	at Cleveland	67,431
11/8	W	29-27	Chicago	60,788
11/14	T	16-16	Detroit	58,716
11/21	L	41-37	at L.A. Chargers	70,240
11/28	L	41-10	at Cincinnati	63,238
12/5	W	20-19	Baltimore	59,303
12/9	L	36-28	at Minnesota	66,718
12/19	W	19-13	Tennessee	59,521
12/26	L	36-10	at Kansas City	73,371
1/3	W	26-14	Cleveland	63,624
1/9	W	16-13	at Baltimore	70,453

**Team Statistics**

	Pittsburgh	Opponent
Total First Downs	323	354
Rushing	85	144
Passing	204	186
Penalty	34	24
3rd Down: Made/Att	93/239	86/232
3rd Down Pct.	38.9%	37.1%
4th Down: Made/Att	10/21	13/24
4th Down Pct.	47.6%	54.2%
Possession Avg.	29:17	30:43
Total Net Yards	5361	6139
Avg. Per Game	315.4	361.1
Total Plays	1113	1116
Avg. Per Play	4.8	5.5
Net Yards Rushing	1583	2483
Avg. Per Game	93.1	146.1
Total Rushes	411	498
Net Yards Passing	3778	3656
Avg. Per Game	222.2	215.1
Sacked/Yards Lost	38/239	55/321
Gross Yards	4017	3977
Attempts/Completions	664/425	563/355
Completion Pct.	64.0%	63.1%
Had Intercepted	11	13
Punts/Average	77/43.5	78/44.5
Net Punting Avg.	38.4	38.0
Penalties/Yards	106/831	123/1017
Fumbles/Ball Lost	19/9	23/9
Touchdowns	34	43
Rushing	10	17
Passing	23	24
Returns	1	2

**Score by Period**

	Q1	Q2	Q3	Q4	OT	Pts
Steelers	37	77	54	169	6	343
Opponents	66	123	100	109	0	398

**Passing**

	Att	Cmp	Yds	Cmp%	TD	Int	Lg	Sack/Lost	Rating
Roethlisberger	605	390	3740	64.5%	22	10	59	38/239	86.8
Rudolph	58	35	277	60.3%	1	1	36	0/0	70.8
Boswell	1	0	0	0.0%	0	0	0	0/0	39.6
Steelers	664	425	4017	64.0%	23	11	59	38/239	85.3
Opponents	563	355	3977	63.1%	24	13	62t	55/321	88.7

**Scoring**

	TD	Ru	Pa	Rt	PAT	FG	2Pt	Pts
Boswell	0	0	0	0	27/29	36/40	0	135
Harris	10	7	3	0	0/0	0/0	0	60
Johnson	8	0	8	0	0/0	0/0	1	50
Freiermuth	7	0	7	0	0/0	0/0	1	44
Ebron	2	1	1	0	0/0	0/0	0	12
Washington	2	0	2	0	0/0	0/0	0	12
Claypool	2	0	2	0	0/0	0/0	0	12
Roethlisberger	1	1	0	0	0/0	0/0	0	6
Smith-Schuster	1	1	0	0	0/0	0/0	0	6
Silbert	1	0	1	0/0	0/0	0/0	0	6
Steelers	34	10	23	1	27/29	36/40	2	343
Opponents	43	17	24	2	38/41	34/38	0	398

2Pt. Conversions: Steelers 2/5, Opponents: 0/2

Sacks: Watt 22.5, Heyward 10.0, Wormley 7.0, Highsmith 6.0, Bush 2.0, Tuszka 2.0, Mondeaux 2.0, Edmunds 1.0, Ingram 1.0, Loudermilk 1.0, Charlton 0.5

Steelers: 55.0, Opponents: 37.0

**Rushing**

	No.	Yds	Avg	Long	TD
Harris	307	1200	3.9	37t	7
Snell	36	98	2.7	9	0
Claypool	14	96	6.9	25	0
Rudolph	5	53	10.6	26	0
Johnson	5	53	10.6	25	0
Ballage	12	36	3.0	13	0
McCloud	2	15	7.5	10	0
Washington	2	13	6.5	12	0
Smith-Schuster	3	9	3.0	3t	1
Roethlisberger	20	5	0.3	8	1
McFarland	3	3	1.0	3	0
Ebron	1	1	1.0	1t	1
Watt	1	1	1.0	1	0
Steelers	411	1583	3.9	37t	10
Opponents	498	2483	5.0	49	17

**Receiving**

	No.	Yds	Avg	Long	TD
Johnson	107	1161	10.9	50t	8
Harris	74	467	6.3	25t	3
Freiermuth	60	497	8.3	24	7
Claypool	59	860	14.6	59	2
McCloud	39	277	7.1	24	0
Washington	24	285	11.9	42	2
Gentry	19	167	8.8	25	0
Smith-Schuster	15	129	8.6	24	0
Ebron	12	84	7.0	19	1
White	5	33	6.6	11	0
Watt	3	15	5.0	9	0
Snell	2	13	6.5	7	0
Ballage	2	8	4.0	6	0
Rader	2	8	4.0	7	0
McFarland	1	11	11.0	11	0
Miller	1	2	2.0	2	0
Steelers	425	4017	9.5	59	23
Opponents	355	3977	11.2	62t	24

**Interceptions**

	No.	Yds	Avg	Long	TD
Witherspoon	3	45	15.0	41	0
Fitzpatrick	2	19	9.0	18	0
Edmunds	2	15	7.5	15	0
Sutton	2	4	2.0	4	0
Schobert	1	23	23.0	23	0
Heyward	1	0	0.0	0	0
Pierre	1	0	0.0	0	0
Norwood	1	0	0.0	0	0
Steelers	13	105	8.1	41	0
Opponents	11	133	12.1	50	1

**Punting**

	No.	Yds	Avg	Net	TB	In	Lg	B
Harvin III	70	2982	42.6	38.0	3	25	64	0
Waltman	7	365	52.1	42.6	1	1	63	0
Steelers	77	3347	43.5	38.4	4	26	64	0
Opponents	78	3473	44.5	38.0	7	25	65	2

**Punt Returns**

	Ret	FC	Yds	Avg	Long	TD
McCloud	38	12	367	9.7	23	0
Sutton	2	0	3	1.5	3	0
Steelers	40	12	370	9.3	23	0
Opponents	32	19	308	9.6	55	0

**Kick Returns**

	No.	Yds	Avg	Long	TD
McCloud	35	776	22.2	40	0
McFarland	3	73	24.3	25	0
Steelers	38	849	22.3	40	0
Opponents	46	1100	23.9	75	0

**Field Goals**

	1-19	20-29	30-39	40-49	50+
Boswell	0/0	9/9	8/9	11/13	8/9
Steelers	0/0	9/9	8/9	11/13	8/9
Opponents	0/0	10/10	12/13	11/12	1/3

Boswell: (24G, 20G, 45G) (56G) (42WL, 26G) (52G) (46G, 43G) (27G, 52G, 37G) (31G) (54G, 52G, 40G) (20G, 23G, 51G) (36G, 36G, 45G) (40G) (53G, 43G) (49WL) (36G, 56SH, 28G, 46G, 48G) (36WL, 34G) (22G, 30G, 50G, 48G) (28G, 40G, 36G)

Opponent: (37G, 25G, 42G) (46G, 33G, 41G, 45G) (43G) (26G, 29G) (39G, 29G) (40G, 43G) (30G) (30G, 22G, 65SH) (20G, 48SH) (30G, 41G) (31G, 51G) (35G, 28G) (53WL, 38G, 42G, 25G) (26G, 32G) (44G, 39WL, 34G, 30G) (24G, 46G)

**STEELERS 2020 (Won 12, Lost 4)**

**Schedule**

Date	W-L	Score	Opponent	Attendance
9/14	W	26-16	at N.Y. Giants	-
9/20	W	26-21	Denver	-
9/27	W	28-21	Houston	-
10/11	W	38-29	Philadelphia	4,708
10/18	W	38-7	Cleveland	5,260
10/25	W	27-24	at Tennessee	10,355
11/01	W	28-24	at Baltimore	4,345
11/08	W	24-19	at Dallas	31,700
11/15	W	36-10	Cincinnati	5,909
11/22	W	27-3	at Jacksonville	17,244
12/02	W	19-14	Baltimore	-
12/07	L	23-17	Washington	-
12/13	L	26-15	at Buffalo	-
12/21	L	27-17	at Cincinnati	10,249
12/27	W	28-24	Indianapolis	-
01/03	L	24-22	at Cleveland	11,989

**Team Statistics**

	Pittsburgh	Opponent
Total First Downs	322	281
Rushing	81	94
Passing	206	163
Penalty	35	24
3rd Down: Made/Att	97/230	83/222
3rd Down Pct.	42.2%	37.4%
4th Down: Made/Att	10/19	5/20
4th Down Pct.	52.6%	25.0%
Possession Avg.	30:49	29:11
Total Net Yards	5354	4893
Avg. Per Game	334.6	305.8
Total Plays	1043	996
Avg. Per Play	5.1	4.9
Net Yards Rushing	1351	1783
Avg. Per Game	84.4	111.4
Total Rushes	373	414
Net Yards Passing	4003	3110
Avg. Per Game	250.2	194.4
Sacked/Yards Lost	14/126	56/384
Gross Yards	4129	3494
Attempts/Completions	656/428	526/298
Completion Pct.	65.2%	56.7%
Had Intercepted	11	18
Punts/Average	77/45.1	81/45.7
Net Punting Avg.	39.6	41
Penalties/Yards	81/691	103/980
Fumbles/Ball Lost	22/7	18/9
Touchdowns	50	36
Rushing	12	13
Passing	35	22
Returns	3	1

**Score by Period**

	Q1	Q2	Q3	Q4	OT	Pts
Steelers	62	154	68	132	0	416
Opponents	54	115	66	77	0	312

**Passing**

	Att	Cmp	Yds	Cmp%	TD	Int	Lg	Sack/Lost	Rating
Roethlisberger	608	399	3803	65.6%	33	10	84t	13/118	94.1
Rudolph	43	25	324	58.1%	2	1	47	1/8	87.8
Dobbs	5	4	2	80.0%	0	0	3	0/0	79.2
Steelers	656	428	4129	65.2%	35	11	84t	14/126	93.5
Opponents	526	298	3494	56.7%	22	18	73t	56/384	76.7

**Scoring**

	TD	Ru	Pa	Rt	PAT	FG	2Pt	Pts
Boswell	0	0	0	0	34/38	19/20	0	91
Claypool	11	2	9	0	0/0	0/0	0	66
Smith-Schuster	9	0	9	0	0/0	0/0	1	56
Johnson	7	0	7	0	0/0	0/0	0	42
Conner	6	6	0	0	0/0	0/0	0	36
Ebron	5	5	0	0	0/0	0/0	1	32
Washington	5	0	5	0	0/0	0/0	0	30
Snell	4	4	0	0	0/0	0/0	0	24
Wright	0	0	0	0	7/7	4/4	0	19
Spillane	1	0	0	1	0/0	0/0	0	6
Fitzpatrick	1	0	0	1	0/0	0/0	0	6
Haden	1	0	0	1	0/0	0/0	0	6
Watt	0	0	0	0	0/0	0/0	0	2
Steelers	50	12	35	3	41/45	23/24	2	416
Opponents	36	13	22	1	32/33	20/24	2	312

2Pt. Conversions: Steelers: 2/5, Opponents: 2/3

Sacks: Watt 15.0, Tuitt 11.0, Dupree 8.0, Heyward 4.0, Hilton 3.0, Williams 3.0, Alualu 2.0, Highsmith 2.0, Spillane 2.0, Edmunds 1.0, Wormley 1.0, Williamson 1.0, Elliott 1.0, Bush 1.0, Sutton 1.0.

Steelers: 56.0, Opponents: 14.0

**Rushing**

	No.	Yds	Avg	Long	TD
Conner	169	721	4.3	59	6
Snell	111	368	3.3	30	4
McFarland	33	113	3.4	20	0
McCloud	4	65	16.3	58	0
Samuels	9	28	3.1	6	0
Dobbs	2	20	10.0	13	0
Claypool	10	16	1.6	8	2
Johnson	3	15	5.0	9	0
Roethlisberger	25	11	0.4	11	0
Rudolph	7	-6	-0.9	1	0
Steelers	373	1351	3.6	59	12
Opponents	414	1783	4.3	74t	13

**Receiving**

	No.	Yds	Avg	Long	TD
Smith-Schuster	97	831	8.6	31t	9
Johnson	88	923	10.5	47	7
Claypool	62	873	14.1	84t	9
Ebron	56	558	10.0	27	5
Conner	35	215	6.1	18	0
Washington	30	392	13.1	50t	5
McCloud	20	77	3.9	13	0
McDonald	15	99	6.6	15	0
Snell	10	61	6.1	14	0
Samuels	9	46	5.1	12	0
McFarland	6	54	9.0	17	0
Rader	0	0	0.0	0	0
Hawkins	0	0	0.0	0	0
Steelers	428	4129	9.6	84t	35
Opponents	298	3494	11.7	73t	22

**Interceptions**

	No.	Yds	Avg	Long	TD
Fitzpatrick	4	77	19.3	37	1
Hilton	3	5	1.7	8	0
Haden	2	38	19.0	24	1
Edmunds	2	11	5.5	7	0
Nelson	2	3	1.5	3	0
Spillane	1	33	33.0	33t	1
Highsmith	1	2	2.0	2	0
Heyward	1	0	0.0	0	0
Watt	1	0	0.0	0	0
Sutton	1	0	0.0	0	0
Steelers	18	169	9.4	37	3
Opponents	11	221	20.1	53	1

**Punting**

	No.	Yds	Avg	Net	TB	In	Lg	B
Berry	57	2609	45.8	40.5	3	23	62	0
Colquitt	20	861	43.1	37.1	2	6	59	0
Steelers	77	3470	45.1	39.6	5	29	62	0
Opponents	81	3701	45.7	41	1	24	67	0

**Punt Returns**

	Ret	FC	Yds	Avg	Long	TD
McCloud	29	19	298	10.3	57	0
Johnson	8	2	58	7.3	18	0
Haden	0	1	0	0.0	0	0
Steelers	37	22	356	9.6	57	0
Opponents	32	27	320	10.0	73	0

**Kickoff Returns**

	No.	Yds	Avg	Long	TD
McCloud	28	646	23.1	49	0
Johnson	1	24	24.0	24	0
Steelers	29	670	23.1	49	0
Opponents	41	908	22.1	64	0

**Field Goals**

	1-19	20-29	30-39	40-49	50+
Boswell	0/0	5/5	6/6	7/8	1/1
Wright	0/0	1/1	1/1	2/2	0/0
Steelers	0/0	6/6	7/7	9/10	1/1
Opponents	0/0	5/5	6/6	7/8	2/5

Boswell: (41G,36G)(21G)(33G,26G)(41G) (35G (38G,30G)(59G,43G)(41G,30G,45G) (45N,44G,47G)(25G,27G)(25G)  
 Wright: (37G)(29G,46G,46G)  
 Opponent: (21G)(49G,58N,28G)(57N) (51G,45N)(51G)(38G,44G,45G,39G)(37G) (41G)(49G,45G,45G)(34G,23G)(34G,55N,33G) (28G)(23G)

## STEELERS 2019 (Won 8, Lost 8)

### Schedule

Date	W-L	Score	Opponent	Attendance
9/8	L	33-3	at New England	65,878
9/15	L	28-26	Seattle	65,063
9/22	L	24-20	at San Francisco	69,439
9/30	W	27-3	Cincinnati	57,959
10/6	L	26-23/OT	Baltimore	64,037
10/13	W	24-17	at L.A. Chargers	25,425
10/28	W	27-14	Miami	59,244
11/3	W	26-24	Indianapolis	61,115
11/10	W	17-12	L.A. Rams	63,627
11/14	L	21-7	at Cleveland	67,431
11/24	W	16-10	at Cincinnati	47,423
12/1	W	20-13	Cleveland	62,157
12/08	W	23-17	at Arizona	63,880
12/15	L	17-10	Buffalo	64,694
12/22	L	16-10	at N.Y. Jets	78,523
12/29	L	28-10	at Baltimore	70,695

### Team Statistics

	Pittsburgh	Opponent
Total First Downs	265	304
Rushing	75	110
Passing	147	164
Penalty	43	30
3rd Down: Made/Att	67/195	76/209
3rd Down Pct.	34.4%	36.4%
4th Down: Made/Att	2/15	10/21
4th Down Pct.	13.3%	47.6%
Possession Avg.	28:42	31:18
Total Net Yards	4428	4866
Avg. Per Game	276.8	304.1
Total Plays	937	1030
Avg. Per Play	4.7	4.7
Net Yards Rushing	1447	1753
Avg. Per Game	90.4	109.6
Total Rushes	395	462
Net Yards Passing	2981	3113
Avg. Per Game	186.3	194.6
Sacked/Yards Lost	32/233	54/342
Gross Yards	3214	3455
Attempts/Completions	510/315	514/314
Completion Pct.	61.8%	61.1%
Had Intercepted	19	20
Punts/Average	74/45.5	73/46.1
Net Punting Avg.	40.9	40.0
Penalties/Yards	111/893	115/1118
Fumbles/Ball Lost	30/11	33/18
Touchdowns	29	32
Rushing	7	7
Passing	18	23
Returns	4	2

### Score by Period

	Q1	Q2	Q3	Q4	OT	Pts
Steelers	47	96	89	57	0	289
Opponents	67	94	49	90	3	303

### Passing

	Att	Cmp	Yds	Cmp%	TD	Int	Long	Sack/Lost	Rating
Rudolph	283	176	1765	62.2%	13	9	76t	15/124	82.0
Hodges	160	100	1063	62.5%	5	8	79t	15/102	71.4
Roethlisberger	62	35	351	56.5%	0	1	45	2/7	66.0
Samuels	5	4	35	80.0%	0	1	21	0/0	56.3
Steelers	510	315	3214	61.8%	18	19	79t	32/233	76.1
Opponents	514	314	3455	61.1%	23	20	58t	54/342	79.2

### Scoring

	TD	Ru	Pa	Rt	PAT	FG	2Pt	Pts	
Boswell	0	0	0	0	28/28		29/31	0	115
Conner	7	4	3	0	0/0	0/0	0	42	
Johnson	6	0	5	1	0/0	0/0	0	36	
Washington	3	0	3	0	0/0	0/0	0	18	
Smith-Schuster	3	0	3	0	0/0	0/0	0	18	
McDonald	3	0	3	0	0/0	0/0	0	18	
Samuels	2	1	1	0	0/0	0/0	0	12	
Fitzpatrick	2	0	0	2	0/0	0/0	0	12	
Snell Jr.	2	2	0	0	0/0	0/0	0	12	
Bush	1	0	0	1	0/0	0/0	0	6	
Steelers	29	7	18	4	28/28		29/31	0	289
Opponents	32	7	23	2	30/31		25/31	0	303

2Pt. Conversions: Steelers 0/1, Opponents 0/1

Sacks: Watt 14.5, Dupree 11.5, Heyward 9.0, Hargrave 4.0, Tuitt 3.5, Barron 3.0, Williams 2.5, Hilton 1.5, Bush 1.0, Berry 1.0, Sutton 1.0, Chickillo 0.5

Steelers: 53.0, Opponents: 32/0

### Rushing

	No.	Yds	Avg	Long	TD
Conner	116	464	4.0	25	4
Snell Jr.	108	426	3.9	23	2
Samuels	66	175	2.7	13	1
Whyte	24	122	5.1	21	0
Edmunds	22	92	4.2	45	0
Hodges	21	68	3.2	22	0
Rudolph	21	42	2.0	13	0
Johnson	4	41	10.3	17	0
Holton	1	9	9.0	9	0
Brooks-James	8	7	0.9	8	0
Roethlisberger	1	7	7.0	7	0
McDonald	1	2	2.0	2	0
Berry	2	-48	-4.0	0	0
Steelers	395	1447	3.7	45	7
Opponents	462	1753	3.8	38	7

### Receiving

	No.	Yds	Avg	Long	TD
Johnson	59	680	11.5	45t	5
Samuels	47	305	6.5	27	1
Washington	44	735	16.7	79t	3
Smith-Schuster	42	552	13.1	76t	3
McDonald	38	273	7.2	22	3
Conner	34	251	7.4	26t	3
Vannett	13	128	9.8	18	0
Switzer	8	27	3.4	8	0
Edmunds	6	48	8.0	11	0
Cain	5	72	14.4	35	0
Jones	4	61	15.3	28	0
Moncrief	4	18	4.5	11	0
Snell Jr.	3	23	7.7	14	0
Holton	3	21	7.0	18	0
Nix	2	4	2.0	4	0
Whyte	1	9	9.0	9	0
Gentry	1	4	4.0	4	0
Grimble	1	3	3.0	3	0
Steelers	315	3214	10.2	79t	79t
Opponents	314	3455	11.0	58t	58t

### Interceptions

	No.	Yds	Avg	Long	TD
Fitzpatrick	5	130	26.0	96t	1
Haden	5	20	4.0	16	0
Watt	2	7	3.5	7	0
Bush	2	6	3.0	6	0
Nelson	1	33	33.0	33	0
Sutton	1	26	26.0	26	0
Kelly	1	10	10.0	10	0
Edmunds	1	2	2.0	2	0
Hilton	1	1	1.0	1	0
Barron	1	0	0.0	0	0
Steelers	20	235	11.8	96t	1
Opponents	19	228	12.0	49	0

### Punting

	No.	Yds	Avg	Net	TB	In	Lg	B
Berry	74	3368	45.5	40.9	4	24	69	0
Steelers	74	3368	45.5	40.9	4	24	69	0
Opponents	73	3366	46.1	40	8	29	63	0

### Punt Returns

	Ret	FC	Yds	Avg	Long	TD
Johnson	20	7	248	12.4	85t	1
Switzer	8	11	29	3.6	13	0
Sutton	1	1	8	8.0	8	0
Steelers	29	19	285	9.8	85t	1
Opponents	29	24	265	9.1	29	0

### Kickoff Returns

	No.	Yds	Avg	Long	TD
Whyte	14	264	18.9	34	0
Switzer	9	166	18.4	26	0
Holton	3	55	18.3	21	0
Brooks-James	2	32	16.0	16	0
Snell Jr.	1	8	8.0	8	0
Steelers	29	525	18.1	34	0
Opponents	44	946	21.5	46	0

### Field Goals

	1-19	20-29	30-39	40-49	50+
Boswell	1/1	11/11	7/7	9/10	1/2
Steelers	1/1	11/11	7/7	9/10	1/2
Opponents	0/0	8/8	9/9	7/10	1/4

Boswell: (19G)(41G,33G)(46G,26G) (29G,49G)(41G,29G,33G)(20G) (42G,54N,41G)(21G,51G,33G,26G) (33G)(44N)(26G,47G,26G)(39G,29G) (30G,37G,25G)(49G)(49G)(26G)

Opponent: (25G,41G,35G,39G)(58N)(24G) (28G)(27G,26G,48G,46G)(43N,38G) (25G,43N)(56N,30G)(45N,50N)(27G) (31G,34G)(30G)(36G)(54G,37G,42G)(45G,22G,42G,47G)

**STEELERS 2018 (Won 9, Lost 6, Tied 1)**

**Schedule**

Date	W-L	Score	Opponent	Attendance
9/9	T	21-21	at Cleveland	67,431
9/16	L	42-37	Kansas City	63,956
9/24	W	30-27	at Tampa Bay	62,571
9/30	L	26-14	Baltimore	62,030
10/7	W	41-17	Atlanta	64,781
10/14	W	28-21	at Cincinnati	60,594
10/28	W	33-18	Cleveland	63,780
11/4	W	23-16	at Baltimore	70,997
11/8	W	52-21	Carolina	62,881
11/18	W	20-16	at Jacksonville	67,683
11/25	L	24-17	at Denver	76,536
12/2	L	33-30	Los Angeles	61,069
12/9	L	24-21	at Oakland	53,960
12/16	W	17-10	New England	65,280
12/23	L	31-28	at New Orleans	73,086
12/30	W	16-13	Cincinnati	63,874

**Team Statistics**

	Pittsburgh	Opponent
Total First Downs	378	317
Rushing	88	84
Passing	251	200
Penalty	39	33
3rd Down: Made/Att	88/198	72/197
3rd Down Pct.	44.4%	36.5%
4th Down: Made/Att	9/14	7/13
4th Down Pct.	64.3%	53.8%
Possession Avg.	30:41	29:19
Total Net Yards	6453	5235
Avg. Per Game	403.3	327.2
Total Plays	1058	987
Avg. Per Play	6.1	5.3
Net Yards Rushing	1445	1538
Avg. Per Game	90.3	96.1
Total Rushes	345	369
Net Yards Passing	5008	3697
Avg. Per Game	313.0	231.1
Sacked/Yards Lost	24/166	52/347
Gross Yards	5174	4044
Attempts/Completions	689/459	566/362
Completion Pct.	66.6%	64.0%
Had Intercepted	17	8
Punts/Average	64/43.4	82/44.0
Net Punting Avg.	38.4	39.5
Penalties/Yards	111/2016	136/1170
Fumbles/Ball Lost	21/9	16/7
Touchdowns	54	42
Rushing	16	13
Passing	35	27
Returns	3	2

**Score by Period**

	Q1	Q2	Q3	Q4	OT	Pts
Steelers	70	166	101	91	0	428
Opponents	96	69	72	123	0	360

**Passing**

	Att	Cmp	Yds	Cmp%	TD	Int	Long	Sack/Lost	Rating
Roethlisberger	675	452	5129	67.0%	34	16	97†	24/166	96.5
Dobbs	12	6	43	50.0%	0	1	22	0/0	24.0
Boswell	1	1	2	100.0%	1	0	2†	0/0	118.8
Brown	1	0	0	0.0%	0	0	0	0/0	39.6
Steelers	689	459	5174	66.6%	35	17	97†	24/166	95.5
Opponents	566	362	4044	64.0%	27	8	71	52/347	95.2

**Scoring**

	TD	Ru	Pa	Rt	PAT	FG	2Pt	Pts
Brown	15	0	15	0	0/0	0/0	0	90
Boswell	0	0	0	0	43/48	13/20	0	82
Conner	13	12	1	0	0/0	0/0	2	82
Smith-Schuster	7	0	7	0	0/0	0/0	1	44
McDonald	4	0	4	0	0/0	0/0	0	24
Samuels	3	0	3	0	0/0	0/0	0	18
Roethlisberger	3	3	0	0	0/0	0/0	0	18
James	2	0	2	0	0/0	0/0	0	12
McCrane	0	0	0	0	1/1	3/3	0	10
Washington	1	0	1	0	0/0	0/0	0	6
Dupree	1	0	1	0	0/0	0/0	0	6
Switzer	1	0	1	0	0/0	0/0	0	6
Villanueva	1	0	1	0	0/0	0/0	0	6
Ridley	1	1	0	0	0/0	0/0	0	6
Fort	1	0	1	0	0/0	0/0	0	6
Williams	1	0	0	1	0/0	0/0	0	6
Rogers	0	0	0	0	0/0	0/0	1	2
Burns	0	0	0	0	0/0	0/0	0	2
Steelers	54	16	35	3	44/49	16/23	4	428
Opponents	42	13	27	2	38/39	22/26	2	360

2-Pt. Conversions: Steelers 4/5, Opponents: 2/3

Sacks: Watt 13.0, C.Heyward 8.0, Hargrave 6.5, Tuitt 5.5, Dupree 5.5, Williams 4.5, Bostic 2.5, Chickillo 1.5, Edmunds 1.0, Fort 1.0, Hilton 1.0, McCullers 1.0

Steelers: 51.0, Opponents: 24.0

**Rushing**

	No.	Yds	Avg	Long	TD
Conner	215	973	4.5	30	12
Samuels	56	256	4.6	25	0
Roethlisberger	31	98	3.2	18	3
Ridley	29	80	2.8	12	1
Switzer	6	21	3.5	8	0
Smith-Schuster	1	13	13.0	13	0
Dobbs	4	11	2.8	10	0
Nix	1	4	4.0	4	0
Rogers	1	-4	-4.0	-4	0
Heyward-Bey	1	-7	-7.0	-7	0
Steelers	345	1445	4.2	30	1
Opponents	369	1538	4.2	51	13

**Receiving**

	No.	Yds	Avg	Long	TD
Smith-Schuster	111	1426	12.8	97†	7
Brown	104	1297	12.5	78†	15
Conner	55	497	9.0	29	1
McDonald	50	610	12.2	75†	4
Switzer	36	253	7.0	24	1
James	30	423	14.1	51	2
Samuels	26	199	7.7	23	3
Washington	16	217	13.6	47	1
Rogers	12	79	6.6	17	0
Grimble	6	86	14.3	23	0
Nix	4	38	9.5	19	0
Hunter	3	21	7.0	12	0
Ridley	3	18	6.0	10	0
Heyward-Bey	1	9	9.0	9	0
Villanueva	1	2	2.0	2†	1
Roethlisberger	1	-1	-1.0	-1	0
Steelers	459	5174	11.3	97†	35
Opponents	362	4044	11.2	71	27

**Interceptions**

	No.	Yds	Avg	Long	TD
Haden	2	0	0.0	0	0
Edmunds	1	35	35.0	35	0
Davis	1	27	27.0	27	0
Williams	1	17	17.0	17†	1
Dupree	1	10	10.0	10†	1
Hilton	1	0	0.0	0	0
Sutton	1	0	0.0	0	0
Steelers	8	89	11.1	35	2
Opponents	17	147	8.6	58†	1

**Punting**

	No.	Yds	Avg	Net	TB	In	Lg	B
Berry	63	2753	43.7	38.8	4	28	69	0
Roethlisberger	1	27	27.0	9.0	0	0	27	0
Steelers	64	2780	43.4	38.4	4	28	69	0
Opponents	82	3610	44.0	39.5	6	28	64	1

**Punt Returns**

	Ret	FC	Yds	Avg	Long	TD
Switzer	30	26	252	8.4	23	0
Samuels	1	0	0	0.0	0	0
Team	31	26	252	8.1	23	0
Opponents	17	25	245	14.4	73†	1

**Kickoff Returns**

	No.	Yds	Avg	Long	TD
Switzer	30	607	20.2	35	0
Nix	1	12	12.0	12	0
Samuels	1	0	0.0	0	0
Steelers	32	619	19.3	35	0
Opponents	35	727	20.8	51	0

**Field Goals**

	1-19	20-29	30-39	40-49	50+
Boswell	0/0	3/3	4/6	5/10	1/1
McCrane	0/0	0/0	2/2	1/1	0/0
Steelers	0/0	3/3	6/8	6/11	1/1
Opponents	0/0	6/6	6/6	10/12	0/2

Boswell: (42N)(49N)(38G, 47N)(34G, 39G) (21G, 24G)(42G)(29G)(50G)() (48B, 41G)(48G) (39N, 40N)(32N, 48G)(49G, 30G)

TM: (42N)(49N)(38G, 47N)(34G, 39G)() (21G, 24G)(42G)(29G)(50G)() (48B, 41G)(48G) (39N, 40N)(32N, 48G)(49G, 30G)(39G, 47G, 35G)

OPP: (43B)() (21G, 28G)(47G, 49G, 28G, 31G) (47G)() (34G, 45G, 41N)(23G, 23G, 37G)() (48G, 38G, 43G)(41G)(52G, 29G)(44G)(33G)(43G, 50B)(49G, 32G)



**STEELERS 2017 (Won 13, Lost 3)**

**Schedule**

Date	W-L	Score	Opponent	Attendance
9/10	W	21-18	at Cleveland	67,431
9/17	W	26-9	Minnesota	65,971
9/24	L	23-17	at Chicago	61,172
10/1	W	26-9	at Baltimore	71,126
10/8	L	30-9	Jacksonville	66,237
10/15	W	19-13	at Kansas City	76,994
10/22	W	29-14	Cincinnati	65,363
10/29	W	20-15	at Detroit	64,983
11/12	W	20-17	at Indianapolis	66,146
11/16	W	40-17	Tennessee	60,703
11/26	W	31-28	Green Bay	62,147
12/4	W	23-20	at Cincinnati	56,029
12/10	W	39-38	Baltimore	60,069
12/17	L	27-24	New England	68,574
12/25	W	34-6	at Houston	71,842
12/31	W	28-24	Cleveland	50,704

**Team Statistics**

	Pittsburgh	Opponent
Total First Downs	348	270
Rushing	96	89
Passing	217	157
Penalty	35	34
3rd Down: Made/Att	92/209	72/199
3rd Down Pct.	44.0%	36.2%
4th Down: Made/Att	3/8	6/19
4th Down Pct.	37.5%	31.6%
Possession Avg.	31:56	28:04
Total Net Yards	6047	4910
Avg. Per Game	377.9	306.9
Total Plays	1051	940
Avg. Per Play	5.8	5.2
Net Yards Rushing	1667	1693
Avg. Per Game	104.2	105.8
Total Rushes	437	385
Net Yards Passing	4380	321.7
Avg. Per Game	273.8	201.1
Sacked/Yards Lost	24/154	56/393
Gross Yards	4534	3610
Attempts/Completions	590/384	499/297
Completion Pct.	65.1%	59.5%
Had Intercepted	15	16
Punts/Average	64/43.2	77/45.1
Net Punting Avg.	39.8	42.4
Penalties/Yards	101/896	110/1041
Fumbles/Ball Lost	15/5	19/6
Touchdowns	43	36
Rushing	12	14
Passing	29	20
Returns	2	2

**Score by Period**

	Q1	Q2	Q3	Q4	OT	Pts
Steelers	79	137	87	103	0	406
Opponents	65	84	91	62	6	308

**Passing**

	Att	Cmp	Yds	Cmp%	TD	Int	Long	Sack/Lost	Rating
Roethlisberger	561	360	4251	64.2%	28	14	97t	21/139	93.4
Jones	28	23	239	82.1%	1	1	46	3/15	99.3
Golden	1	1	44	100.0%	0	0	44	0/0	118.8
Steelers	590	384	4534	65.1%	29	15	97t	24/154	94.1
Opponents	499	297	3610	59.5%	20	16	75t	56/393	81.8

**Scoring**

	TD	Ru	Pa	Rt	PAT	FG	2Pt	Pts
Boswell	0	0	0	0	37/39	35/38	0	142
Bell	11	9	2	0	0/0	0/0	0	66
Brown	9	0	9	0	0/0	0/0	1	56
Smith-Schuster	8	0	7	1	0/0	0/0	0	48
Bryant	3	0	3	0	0/0	0/0	1	20
James	3	0	3	0	0/0	0/0	0	18
Nix	2	1	1	0	0/0	0/0	0	12
Grimble	1	1	0	0	0/0	0/0	0	6
Heyward-Bey	1	1	0	0	0/0	0/0	0	6
Rogers	1	0	1	0	0/0	0/0	0	6
Chickillo	1	0	0	1	0/0	0/0	0	6
Ridley	1	1	0	0	0/0	0/0	0	6
McDonald	1	0	1	0	0/0	0/0	0	6
Hunter	1	0	1	0	0/0	0/0	0	6
Steelers	43	12	29	2	37/39	35/38	2	406
Opponents	36	14	20	2	28/31	20/24	2	308

2Pt: Conversions: Steelers 5/7N, Opponents: 2/4  
 Sacks: Heyward 12.0, Williams 8.0, Watt 7.0, Dupree 6.0, Hilton 4.0, Alualu 4.0, Chickillo 3.0, Tuitt 3.0, Hargrave 2.0, Walton 2.0, Davis 1.0, Harrison 1.0, Fort 1.0, Spence 1.0, Haden 1.0  
 Steelers: 56.0, Opponents: 24.0

**Rushing**

	No.	Yds	Avg	Long	TD
Bell	321	1291	4.0	27	9
Conner	32	144	4.5	23	0
Ridley	26	108	4.2	21	0
Roethlisberger	28	47	1.7	14	1
Heyward-Bey	2	32	16.0	29t	1
Toussaint	6	25	4.2	7	0
Bryant	6	22	3.7	13	0
Watson	5	8	1.6	3	0
Nix	3	0	0.0	1t	1
Jones	8	-10	-1.3	0	0
Steelers	437	1667	3.8	29t	12
Opponents	385	1693	4.4	90t	14

**Receiving**

	No.	Yds	Avg	Long	TD
Brown	101	1533	15.2	57	9
Bell	85	655	7.7	42	2
Smith-Schuster	58	917	15.8	97t	7
Bryant	50	603	12.1	51	3
James	43	372	8.7	32	3
Rogers	18	149	8.3	18t	1
McDonald	14	188	13.4	28	1
Grimble	5	32	6.4	12	1
Hunter	4	23	5.8	7	1
Heyward-Bey	2	47	23.5	44	0
Toussaint	2	9	4.5	7	0
Nix	2	6	3.0	5	1
Conner	0	0	0.0	0	0
Steelers	384	4534	11.8	97t	29
Opponents	297	3610	12.2	75t	20

**Interceptions**

	No.	Yds	Avg	Long	TD
Davis	3	76	25.3	41	0
Shazier	3	2	0.7	2	0
Hilton	2	45	22.5	26	0
Sensabaugh	1	32	32.0	32	0
Watt	1	17	17.0	17	0
Williams	1	13	13.0	13	0
Haden	1	1	1.0	1	0
Wilcox	1	0	0.0	0	0
Burns	1	0	0.0	0	0
Golden	1	-1	-1.0	-1	0
Gay	1	-1	-1.0	-1	0
Steelers	16	184	11.5	41	0
Opponents	15	152	10.1	61t	2

**Punting**

	No.	Yds	Avg	Net	TB	In	Lg	B
Berry	64	2763	43.2	39.8	2	26	62	0
Steelers	64	2763	43.2	39.8	2	26	62	0
Opponents	77	3469	45.1	42.4	0	30	62	1

**Punt Returns**

	Ret	FC	Yds	Avg	Long	TD
Rogers	19	10	146	7.7	27	0
Brown	11	10	61	5.5	16	0
Steelers	30	20	207	6.9	27	0
Opponents	23	24	177	7.7	32	0

**Kickoff Returns**

	No.	Yds	Avg	Long	TD
Smith-Schuster	9	240	26.7	96t	1
Bryant	9	151	16.8	38	0
Watson	7	140	20.0	25	0
Toussaint	6	94	15.7	23	0
Golden	1	5	5.0	5	0
Grimble	1	0	0.0	0	0
Steelers	33	630	19.1	96t	1
Opponents	43	906	21.1	40	0

**Field Goals**

	1-19	20-29	30-39	40-49	50+
Boswell	0/0	10/10	12/14	9/10	4/4
Steelers	0/0	10/10	12/14	9/10	4/4
Opponents	1/1	2/2	5/5	10/12	2/4

Boswell: (1)46G, 29G, 37G, 43G(35B, 32G)(31G, 49G, 44N)(29G, 34G, 20G)(24G)(22G, 24G, 41G, 49G, 25G)(34G, 38G)  
 (41G, 37N, 33G)(41G, 28G, 50G, 26G)(53G)(30G, 37G, 38G)(52G, 43G, 24G, 46G)(51G)(34G, 36G(1))  
 TM: (1)46G, 29G, 37G, 43G(35B, 32G)(31G, 49G, 44N)(29G, 34G, 20G)(24G)(22G, 24G, 41G, 49G, 25G)(34G, 38G)(41G, 37N, 33G)(41G, 28G, 50G, 26G)(53G)(30G, 37G, 38G)(52G, 43G, 24G, 46G)(51G)(34G, 36G(1))  
 OPP: (24G)(42G)(47N, 24G, 32G)(62N, 42G)(47G)(46G, 33G(1))(48G, 37G, 51G, 34G, 19G)(48G)(48B, 44G)(57N)(35G, 41G)(47G)(46G)(1)(51G)

**STEELERS 2016 (Won 11, Lost 5)**

**Schedule**

Date	W-L	Score	Opponent	Attendance
9/12	W	38-16	at Washington	79,124
9/18	W	24-16	Cincinnati	65,072
9/25	L	34-3	at Philadelphia	69,596
10/2	W	43-14	Kansas City	61,278
10/9	W	31-13	N.Y. Jets	66,385
10/16	L	30-15	at Miami	65,351
10/23	L	27-16	New England	66,009
11/6	L	21-14	at Baltimore	71,286
11/13	L	35-30	Dallas	67,737
11/20	W	24-9	at Cleveland	67,431
11/24	W	28-7	at Indianapolis	66,583
12/4	W	24-14	N.Y. Giants	65,825
12/11	W	27-20	at Buffalo	69,657
12/18	W	24-20	at Cincinnati	62,096
12/25	W	31-27	Baltimore	66,276
1/1	W	27-24	Cleveland	55,921

**Team Statistics**

	Pittsburgh	Opponent
Total First Downs	336	313
Rushing	97	95
Passing	210	184
Penalty	29	34
3rd Down: Made/Att	88/202	88/214
3rd Down Pct.	41.1%	41.1%
4th Down: Made/Att	9/16	11/21
4th Down Pct.	56.3%	52.4%
Possession Avg.	30:22	29:38
Total Net Yards	5962	5482
Avg. Per Game	37.6	34.2
Total Plays	1026	997
Avg. Per Play	5.8	5.5
Net Yards Rushing	1760	1600
Avg. Per Game	110.0	100.0
Total Rushes	409	269
Net Yards Passing	4202	3882
Avg. Per Game	262.2	242.6
Sacked/Yards Lost	21/175	38/259
Gross Yards	4377	4141
Attempts/Completions	596/381	590/381
Completion Pct.	63.9%	64.6%
Had Intercepted	15	13
Punts/Average	69/44.9	70/43.4
Net Punting Avg.	40.2	38.8
Penalties/Yards	113/1068	109/920
Fumbles/Ball Lost	16/3	21/10
Touchdowns	47	36
Rushing	13	15
Passing	33	20
Returns	1	1

**Score by Period**

	Q1	Q2	Q3	Q4	OT	Pts
Steelers	95	94	59	145	6	399
Opponents	62	83	74	105	3	327

**Passing**

	Att	Cmp	Yds	Cmp%	Td	Int	Long	Sack/Lost	Rating
Roethlisberger	509	328	3819	64.4%	29	13	72t	17/141	95.4
Jones	86	53	558	61.6%	4	2	51	4/34	86.3
Bell	1	0	0	0.0%	0	0	0/0		39.6
Steelers	596	381	4377	63.9%	33	15	72t	21/175	93.9
Opponents	590	381	4141	64.6%	20	13	95t	38/259	87.3

**Scoring**

	Td	Ru	Pa	Rt	PAT	FG	2Pt	Pts
Boswell	0	0	0	0	36/36	21/25	0	99
Brown	12	0	12	0	0/0	0/0	0	72
Bell	9	7	2	0	0/0	0/0	1	56
D. Williams	6	4	2	0	0/0	0/0	0	36
Heyward-Bey	3	1	2	0	0/0	0/0	0	18
Rogers	3	0	3	0	0/0	0/0	0	18
James	3	0	3	0	0/0	0/0	0	18
Coates	2	0	2	0	0/0	0/0	0	12
Grimble	2	0	2	0	0/0	0/0	0	12
Hamilton	2	0	2	0	0/0	0/0	0	12
Bullock	0	0	0	0	1/1	3/3	0	10
Wheaton	1	0	1	0	0/0	0/0	1	8
Green	1	0	1	0	0/0	0/0	0	6
Roethlisberger	1	1	0	0	0/0	0/0	0	6
Ayers	1	0	1	0	0/0	0/0	0	6
Hargrave	1	0	0	1	0/0	0/0	0	6
D. Johnson	0	0	0	0	0/0	0/0	1	2
Steelers	47	13	33	1	37/37	24/28	3	399
Opponents	36	15	20	1	29/32	26/31	2	327

2-Pt. Conversions: Steelers 3/9, Opponents: 2/4

Sacks: Harrison 5.0, Dupree 4.5, Tuitt 4.0, Shazier 3.5, Moats 3.5, Heyward 3.0, Timmons 2.5, Chickillo 2.5, Hargrave 2.0, V. Williams 2.0, Davis 1.5, Gay 1.0, Mathews 1.0, McCullers 1.0, J. Jones 1.0

Steelers: 38.0, Opponents: 21.0

**Rushing**

	No.	Yds	Avg	Long	TD
Bell	261	1268	4.9	44	7
D. Williams	98	343	3.5	17	4
Heyward-Bey	1	60	60.0	60t	1
Toussaint	14	58	4.1	16	0
Roethlisberger	16	14	0.9	14	1
Coates	4	14	3.5	15	0
Brown	3	9	3.0	13	0
Richardson	2	7	3.5	6	0
Rogers	1	6	6.0	6	0
Berry	1	-3	-3.0	-3	0
L. Jones	6	-4	-0.7	0	0
Ayers	2	-12	-6.0	0	0
Steelers	409	1760	4.3	60t	13
Opponents	369	1600	4.3	67	15

**Receiving**

	No.	Yds	Avg	Long	TD
Brown	106	1284	12.1	51	12
Bell	75	616	8.2	32	2
Rogers	48	594	12.4	39	2
James	39	338	8.7	24	3
Coates	21	435	20.7	72t	2
Green	18	304	16.9	37	1
D. Williams	18	118	6.6	20	2
Hamilton	17	234	13.8	39	2
Grimble	11	118	10.7	20t	2
Johnson	7	80	11.4	26	0
Heyward-Bey	6	114	19.0	46	2
Ayers	6	53	8.8	15	1
Wheaton	4	51	12.8	30t	1
Toussaint	3	33	11.0	15	0
Nix	2	5	2.5	3	0
Steelers	381	4377	11.5	72t	33
Opponents	381	4141	10.9	95t	20

**Interceptions**

	No.	Yds	Avg	Long	TD
Burns	3	13	4.3	9	0
Shazier	3	0	0.0	0	0
Timmons	2	74	37.0	58	0
Mitchell	1	26	26.0	26	0
J. Jones	1	20	20.0	20	0
Gay	1	0	0.0	0	0
Davis	1	0	0.0	0	0
Harrison	1	0	0.0	0	0
Steelers	13	133	10.2	58	0
Opponents	15	220	14.7	67	0

**Punting**

	No.	Yds	Avg	Net	TB	In	Lg	B
Berry	68	3100	45.6	40.2	3	25	64	1
Steelers	68	3100	45.6	40.2	3	25	64	1
Opponents	70	3039	43.4	38.8	7	23	58	0

**Punt Returns**

	Ret	FC	Yds	Avg	Long	TD
Brown	15	15	140	9.3	33	0
Rogers	7	4	45	6.4	15	0
Steelers	22	19	185	8.4	33	0
Opponents	28	17	269	9.6	39	0

**Kickoff Returns**

	No.	Yds	Avg	Long	TD
Toussaint	13	278	21.4	33	0
Coates	6	150	25.0	44	0
Hamilton	5	83	16.6	20	0
J. Gilbert	3	69	23.0	32	0
Brown	1	23	23.0	23	0
Steelers	28	603	21.5	44	0
Opponents	29	717	24.7	72	0

**Field Goals**

	1-19	20-29	30-39	40-49	50+
Boswell	0/0	2/2	8/9	11/12	0/2
Bullock	0/0	0/0	2/2	1/1	0/0
Steelers	0/0	2/2	10/11	12/13	0/2
Opponents	0/0	8/9	10/10	7/9	1/3

Boswell: (46G)(49G)(36B,40G)( ) (47G)( ) (42N,32G,46G,44G,54N)( ) (39G,55N,25G)(32G,33G,22G)( ) (37G,39G) (45G,49G,49G,40G,49G,30G)(36G)( )  
 TM: (46G)(49G)(36B,40G)( ) (47G)( ) (42N,32G,46G,44G,54N)( ) (39G,55N,25G) (32G,33G,22G)( ) (44G,34G,38G)(37G,39G) (45G,49G,49G,40G,49G,30G)(36G)( )  
 OPP: (31G,40G,34G)(25G,33G,21G)(29G,38G) (49N)(35G,48G)(30G,23G,30G,24B,50N) ( ) (49G,42G)(37G,53G,46G)(24G)(52N)( ) (23G,22G)(41G,38G,46G,23G)(49N,34G)

**STEELERS 2015 (Won 10, Lost 6)**

**Schedule**

Date	W-L	Score	Opponent	Attendance
9/10	L	28-21	at New England	66,829
9/20	W	43-18	San Francisco	66,472
9/27	W	12-6	at St. Louis	52,433
10/1	L	23-20/OT	Baltimore	66,929
10/12	W	24-20	at San Diego	67,658
10/18	W	25-13	Arizona	63,846
10/25	L	23-13	at Kansas City	76,365
11/1	L	16-10	Cincinnati	64,750
11/8	W	38-35	Oakland	65,520
11/15	W	30-9	Cleveland	64,402
11/29	L	39-30	at Seattle	69,055
12/6	W	45-10	Indianapolis	58,701
12/13	W	33-20	at Cincinnati	65,564
12/20	W	34-27	Denver	67,234
12/27	L	20-17	at Baltimore	71,261
1/3	W	28-12	at Cleveland	66,693

**Team Statistics**

	Pittsburgh	Opponent
Total First Downs	331	327
Rushing	91	71
Passing	207	231
Penalty	33	25
3rd Down: Made/Att	75/193	90/225
3rd Down Pct.	38.9%	40.0%
4th Down: Made/Att	4/12	7/24
4th Down Pct.	33.3%	29.2%
Possession Avg.	29:24	30:36
Total Net Yards	6327	5809
Avg. Per Game	395.4	363.1
Total Plays	1011	1055
Avg. Per Play	6.3	5.5
Net Yards Rushing	1724	1459
Avg. Per Game	107.8	91.2
Total Rushes	388	382
Net Yards Passing	4603	4350
Avg. Per Game	287.7	271.9
Sacked/Yards Lost	33/219	48/311
Gross Yards	4822	4661
Attempts/Completions	590/391	625/402
Completion Pct.	66.3%	64.3%
Had Intercepted	21	17
Punts/Average	59/42.6	70/43.8
Net Punting Avg.	39.1	38.8
Penalties/Yards	94/868	121/1149
Fumbles/Ball Lost	16/7	27/13
Touchdowns	45	35
Rushing	16	5
Passing	26	29
Returns	3	0

**Score by Period**

	Q1	Q2	Q3	Q4	OT	Pts
Steelers	63	134	81	145	0	423
Opponents	64	92	37	123	3	319

**Passing**

	Att	Cmp	Yds	Cmp%	TD	Int	Long	Sack/Lost	Rating
Roethlisberger	469	319	3938	68.0%	21	16	69t	20/141	94.1
Jones	55	32	513	58.2%	3	4	88t	2/17	77.3
Vick	66	40	371	60.6%	2	1	72t	10/53	79.8
A. Brown	0	0	0	0.0%	0	0	1/8	0	0.0
Steelers	590	391	4822	66.3%	26	21	88t	33/219	91.2
Opponents	625	402	4661	64.3%	29	17	80t	48/311	90.9

**Scoring**

	TD	Ru	Pa	Rt	PAT	FG	2Pt	Pts
Boswell	0	0	0	0	26/27	0	0	113
A. Brown	11	0	10	1	0/0	2	2	70
Williams	11	11	0	0	0/0	1	1	68
Bryant	7	1	6	0	0/0	0	0	42
Wheaton	5	0	5	0	0/0	1	1	32
Scobee	0	0	0	0	6/10	0	0	24
Bell	3	3	0	0	0/0	0	0	18
Miller	2	0	2	0	0/0	1	1	14
Heyward-Bey	2	0	2	0	0/0	0	0	12
James	1	1	0	0	0/0	1	1	8
Johnson	1	1	0	0	0/0	1	1	8
Blake	1	0	0	0	0/0	0	0	6
Gay	1	0	0	1	0/0	0	0	6
Toussaint	0	0	0	0	0/0	1	1	2
Steelers	45	16	26	3	35/42	8	8	423
Opponents	35	6	29	0	26/31	1	1	319

2Pt. Conversions: Steelers 8/11, Opponents: 1/3  
 Sacks: Heyward 7.0, Tuitt 6.5, Harrison 5.0, Timmons 5.0, Moats 4.0, Allen 4.0, Dupree 4.0, Shazier 3.5, J. Jones 2.0, Blake 1.0, Boykin 1.0, McLendon 1.0, Spence 1.0, Gay 1.0, Williams 0.5, McCullers 0.5  
 Steelers: 47.0, Opponents: 33.0

**Rushing**

	No.	Yds	Avg	Long	TD
Williams	200	907	4.5	55	11
Bell	113	556	4.9	42	3
Vick	20	99	5.0	24	0
Toussaint	18	42	2.3	7	0
Bryant	5	37	7.4	13	1
Roethlisberger	15	29	1.9	13	0
A. Brown	3	28	9.3	16	0
Todman	4	22	5.5	11	0
Johnson	4	7	1.8	6	1
Miller	1	2	2.0	2	0
Jac. Jones	5	-5	-1.0	0	0
Steelers	388	1724	4.4	55	16
Opponents	382	1459	3.8	44	6

**Receiving**

	No.	Yds	Avg	Long	TD
A. Brown	136&	1834&	13.5	59	10
Miller	60	535	8.9	27	2
Bryant	50	765	15.3	88t	6
Wheaton	44	749	17.0	72t	5
Williams	40	367	9.2	34	0
Bell	24	136	5.7	20	0
Heyward-Bey	21	314	15.0	66	2
James	8	56	7.0	20	1
Johnson	2	16	8.0	11	0
Nix	2	16	8.0	10	0
Spaeth	2	10	5.0	6	0
Murphy	1	16	16.0	16	0
Coates	1	11	11.0	11	0
Toussaint	0	0	0.0	0	0
Villanueva	0	0	0.0	0	0
Todman	0	0	0.0	0	0
Roethlisberger	0	-3	0.0	-3	0
Steelers	391	4822	12.3	88t	26
Opponents	402	4661	11.6	80t	29

**Interceptions**

	No.	Yds	Avg	Long	TD
Mitchell	3	16	5.3	9	0
Blake	2	112	56.0&	70t	1
Cockrell	2	62	31.0	37	0
Gay	2	30	15.0	23t	1
Golden	1	27	27.0	27	0
W. Allen	1	20	20.0	20	0
Harrison	1	6	6.0	6	0
J. Jones	1	5	5.0	5	0
Tuitt	1	3	3.0	3	0
Boykin	1	1	1.0	1	0
Timmons	1	0	0.0	0	0
Shazier	1	0	0.0	0	0
Steelers	17	282	16.6	70t	2
Opponents	21	241	11.5	54	0

**Punting**

	No.	Yds	Avg	Net	TB	In	Lg	B
Berry	59	2511	42.6	39.1	2	28	79	0
Steelers	59	2511	42.6	39.1	2	28	79	0
Opponents	70	3066	43.8	38.8	6	23	67	0

**Punt Returns**

	Ret	FC	Yds	Avg	Long	TD
Brown	22	13	212	9.6	71t	1
Jac. Jones	6	4	19	3.2	14	0
Steelers	28	17	231	8.3	71t	1
Opponents	19	21	165	8.7	25	0

**Kickoff Returns**

	No.	Yds	Avg	Long	TD
Archer	14	354	25.3	38	0
Jac. Jones	9	220	24.4	36	0
Wheaton	5	105	21.0	28	0
Todman	1	22	22.0	22	0
Steelers	29	701	24.2	38	0
Opponents	54	1200	22.2	60	0

**Field Goals**

	1-19	20-29	30-39	40-49	50+
Boswell	1/1	9/9	8/8	9/12	2/2
Scobee	0/0	2/2	1/1	3/7	0/0
Steelers	1/1	11/11	9/9	12/19	2/2
Opponents	0/0	7/7	7/7	9/11	3/6

Sobes: [44N, 46N, 44G, 24G] | [21G, 41G] [45G, 36G, 49N, 41N]  
 Scobee: [47G] [47G, 48G, 51G, 28G] [24G, 36G] [32G] [34G, 38G, 41N, 18G] [24G, 34G, 25G] [44G, 25G, 22G] [29G, 51G, 47N, 42G] [42G, 47G, 45G, 31G] [24G, 41G] [34G] [48N, 39G, 21G]  
 Opponents: [1] [47G] [49G, 27G] [40G, 42G, 52G] [60N, 40G, 54G] [47N, 31G, 39G] [30G, 22G, 27G, 54N] [44G, 45G, 42N, 44G] [1] [23G] [1] [35G] [54N, 46G, 27G] [1] [37G, 50G] [29G, 39G, 33G, 29G]

## STEELERS 2014 (Won 11, Lost 5)

### Schedule

Date	W-L	Score	Opponent	Attendance
9/7	W	30-27	Cleveland	64,598
9/11	L	26-6	at Baltimore	71,181
9/21	W	37-19	at Carolina	73,945
9/28	L	27-24	Tampa Bay	62,910
10/5	W	17-9	at Jacksonville	66,198
10/12	L	31-10	at Cleveland	67,431
10/20	W	30-23	Houston	56,375
10/26	W	51-34	Indianapolis	62,479
11/2	W	43-23	Baltimore	63,971
11/9	L	20-13	at N.Y. Jets	78,160
11/17	W	27-24	at Tennessee	69,143
11/30	L	35-52	New Orleans	61,916
12/7	W	42-21	at Cincinnati	65,512
12/14	W	27-20	at Atlanta	71,161
12/21	W	20-12	Kansas City	60,865
12/28	W	27-17	Cincinnati	64,697

### Team Statistics

	Pittsburgh	Opponent
Total First Downs	379&	314
Rushing	98	88
Passing	243	193
Penalty	38	33
3rd Down: Made/Att	93/208	71/189
3rd Down Pct.	44.7%	37.6%
4th Down: Made/Att	5/10	10/14
4th Down Pct.	50.0%	71.4%
Possession Avg.	32:24	27:36
Total Net Yards	6577&	5654
Avg. Per Game	411.1	353.4
Total Plays	1068	944
Avg. Per Play	6.2	6.0
Net Yards Rushing	1752	1605
Avg. Per Game	109.5	100.3
Total Rushes	423	368
Net Yards Passing	4825	4049
Avg. Per Game	301.6&	253.1
Sacked/Yards Lost	33/172	33/194
Gross Yards	4997	4243
Attempts/Completions	612/411	543/350
Completion Pct.	67.2%	64.5%
Had Intercepted	10	11
Punts/Average	62/43.0	68/45.3
Net Punting Avg.	38.2	39.7
Penalties/Yards	103/834	97/835
Fumbles/Ball Lost	16/11	20/10
Touchdowns	49	40
Rushing	10	9
Passing	33	30
Returns	6	1

### Score by Period

	Q1	Q2	Q3	Q4	OT	Pts
Steelers	65	167	52	152	0	426&
Opponents	77	104	88	99	0	368

### Passing

	Att	Cmp	Yds	Cmp%	TD	Int	Long	Sack/Lost	Rating
Roethlisberger	608&	408&	4952&	67.1%	32&	9	94	33/172	103.3
Golden	1	1	25	100.0%	0	25	0/0	0	118.8
A. Brown	2	2	20	100.0%	1	0	17	0/0	147.9
Wing	1	0	0	0.0%	0	1	0	0/0	0.0
Steelers	612	411	4997	67.2%	33	10	94	33/172	103.2
Opponents	543	350	4243	64.5%	30	11	81	33/194	98.3

### Scoring

&Team Record	TD	Ru	Pa	Rt	PAT	FG	2Pt	Pts
Suisham	0	0	0	0	45/45	29/32	0	132
A. Brown	14	0	13	1	0/0	0/0	1	86
Bell	11	8	3	0	0/0	0/0	0	66
Bryant	8	0	8	0	0/0	0/0	0	48
Miller	3	0	3	0	0/0	0/0	1	20
Gay	3	0	0	3&	0/0	0/0	0	18
Moore	2	0	2	0	0/0	0/0	1	14
Blount	2	2	0	0	0/0	0/0	0	12
Wheaton	2	0	2	0	0/0	0/0	0	12
Spaeth	1	1	0	0	0/0	0/0	1	8
McCain	1	0	0	1	0/0	0/0	0	6
Palmer	1	0	0	1	0/0	0/0	0	6
Golden	1	0	0	1	0/0	0/0	0	6
Steelers	49	10	33	6	45/45	29/32	4	436
Opponents	40	9	30	1	38/38	30/32	0	368

Sacks: Heyward 7.5, Moats 4.0, Jones 2.0, Timmons 2.0, McLendon 1.0, Spence 1.0, Tuitt 1.0, Keisel 1.0, Thomas 0.5

Steelers: 33.0, Opponents: 33.0

2-PT. Conversions: Steelers 4/4, Opponents: 27/36 0/2

### Rushing

	No.	Yds	Avg	Long	TD
Bell	290	1361	4.7	81	8
Blount	65	266	4.1	50	2
Archer	10	40	4.0	15	0
Roethlisberger	33	27	0.8	8	0
Wheaton	4	19	4.8	12	0
Harris	9	16	1.8	4	0
A. Brown	4	13	3.3	9	0
Bryant	3	12	4.0	9	0
Johnson	2	0	0.0	0	0
Wing	1	0	0.0	0	0
Gradkowski	2	-2	-1.0	-1	0
Steelers	423	1752	4.1	81	10
Opponents	368	1605	4.4	41	9

### Receiving

	No.	Yds	Avg	Long	TD
A. Brown	129	1698	13.2	63t	13&
Bell	83	854	10.3	48	3
Miller	66	761	11.5	49	3
Wheaton	53	644	12.2	47t	2
Bryant	26	549	21.1	94t	8
Moore	14	198	14.1	29	2
J. Brown	12	94	7.8	18	0
Archer	7	23	3.3	15	0
Johnson	6	41	6.8	18	0
Blount	6	36	6.0	13	0
Spaeth	3	46	15.3	33t	1
Heyward-Bey	3	33	11.0	17	0
Blake	1	25	25.0	25	1
Palmer	1	1	1.0	1t	0
Pouncey	1	0	0.0	0	0
Roethlisberger	0	-6	0.0	-6	0
Steelers	411	4997	12.2	94t	33
Opponents	350	4243	12.1	81t	30

### &Team Record

### Interceptions

	No.	Yds	Avg	Long	TD
Gay	3	113	37.7	52t	3&
McCain	3	56	18.7	31	1
C. Allen	2	27	13.5	27	0
Worldis	1	30	30.0	30	0
Keisel	1	16	16.0	16	0
Blake	1	0	0.0	0	0
Steelers	11	242	22.0	52t	4
Opponents	10	29	2.9	13	0

### &Team Record

### Punting

	No.	Yds	Avg	Net	TB	In	Lg	B
Wing	61	2668	43.7	38.8	4	20	74	0
Steelers	62	2668	43	38.2	4	20	74	1
Opponents	68	3078	45.3	39.7	3	20	69	0

### Punt Returns

	Ret	FC	Yds	Avg	Long	TD
A. Brown	30	16	319	10.6	71t	1
Archer	1	0	2	2.0	2	0
Williams	1	0	0	0.0	0	0
Steelers	32	16	321	10.0	71t	1
Opponents	27	18	221	8.2	33	0

### Kickoff Returns

	No.	Yds	Avg	Long	TD
Wheaton	20	494	24.7	41	0
Archer	9	161	17.9	23	0
Blount	5	103	20.6	29	0
A. Brown	1	0	0.0	0	0
Steelers	35	758	21.7	41	0
Opponents	54	1249	23.1	108t	1

### Field Goals

	1-19	20-29	30-39	40-49	50+
Suisham	0/0	12/13	6/6	10/10	1/3
Steelers	0/0	12/13	6/6	10/10	1/3
Opponents	0/0	12/12	11/11	6/7	1/2

Suisham: (36G,34G,41G)(25G,43G)(42G,24G,45G) (25G,50N)(24G)(20G) (44G,30G,40G)(0)(53G,23N,27G)(49G,23G) (49G,31G,54N,47G)(22G,44G)(38G,38G) (23G,23G) (29G,25G) Opponents: (39G,25G)(30G,23G,22G,20G) (40G,40G)(50G,27G)(43G,35G,36G)(40G) (39G,38G,31G)(31G,23G)(46G)(23G,45N,30G) (20G)(0)(28G,22G)(35G,25G,45G,23G) (39G,50N)

STEELERS 2013 (Won 8, Lost 8)

Schedule

Date	W-L	Score	Opponent	Attendance
9/8	L	16-9	Tennessee	61,585
9/16	L	20-10	at Cincinnati	64,585
9/22	L	40-23	Chicago	61,575
9/29	L	34-27	at Minnesota	83,518
10/13	W	19-6	at N.Y. Jets	76,957
10/20	W	19-16	Baltimore	62,295
10/27	L	21-18	at Oakland	52,950
11/3	L	55-31	at New England	68,756
11/10	W	23-10	Buffalo	60,406
11/17	W	37-27	Detroit	57,905
11/24	W	27-11	at Cleveland	71,513
11/28	L	22-20	at Baltimore	71,005
12/8	L	34-28	Miami	52,489
12/15	W	30-20	Cincinnati	45,873
12/22	W	38-31	at Green Bay	77,999
12/29	W	20-7	Cleveland	56,361

Team Statistics

	Pittsburgh	Opponent
Total First Downs	312	303
Rushing	81	106
Passing	207	174
Penalty	24	23
3rd Down: Made/Att	82/216	91/230
3rd Down Pct.	38.0%	39.6%
4th Down: Made/Att	9/15	9/20
4th Down Pct.	60.0%	45.0%
Possession Avg.	30:53	29:07
Total Net Yards	5400	5402
Avg. Per Game	337.5	337.6
Total Plays	1023	1036
Avg. Per Play	5.3	5.2
Net Yards Rushing	1383	1849
Avg. Per Game	86.4	115.6
Total Rushes	394	433
Net Yards Passing	4017	3553
Avg. Per Game	251.1	222.1
Sacked/Yards Lost	43/289	34/198
Gross Yards	4306	3751
Attempts/Completions	586/377	569/329
Completion Pct.	64.3%	57.8%
Had Intercepted	14	10
Punts/Average	76/41.1	79/43.0
Net Punting Avg.	35.2	35.8
Penalties/Yards	80/677	92/798
Fumbles/Ball Lost	16/10	21/10
Touchdowns	41	41
Rushing	9	18
Passing	28	21
Returns	4	2

Score by Period

	Q1	Q2	Q3	Q4	OT	Pts
Steelers	78	87	106	108	0	379
Opponents	84	108	57	121	0	370

Passing

	Att	Cmp	Yds	Cmp%	TD	Int	Long	Sack/Lost	Rating
Roethlisberger	584	375	4261	64.2%	28	14	67	42/282	92.0
McBriar	1	1	30	100.0%	0	0	30	0/0	118.8
Brown	1	1	15	100.0%	0	0	15	1/7	118.8
Steelers	586	377	4306	64.3%	28	14	67	43/289	92.3
Opponents	569	329	3751	57.8%	21	10	81t	34/198	92.7

Scoring

	TD	Ru	Pa	Rt	PAT	FG	2Pt	Pts
Suisham	0	0	0	0	39/39	30/32	0	129
Cotchery	10	0	0	0	0/0	0/0	0	60
Brown	9	0	8	1	0/0	0/0	0	54
Bell	8	0	0	0	0/0	0/0	0	48
Sanders	6	0	6	0	0/0	0/0	1	38
Polamalu	1	0	0	0	0/0	0/0	0	6
Roethlisberger	1	1	0	0	0/0	0/0	0	6
Miller	1	0	1	0	0/0	0/0	0	6
Spaeth	1	0	1	0	0/0	0/0	0	6
Gay	1	0	0	1	0/0	0/0	0	6
Allen	1	0	0	1	0/0	0/0	0	6
Johnson	1	0	1	0	0/0	0/0	0	6
Moye	1	0	1	0	0/0	0/0	0	6
Steelers	41	9	28	4	39/39	30/32	1	379
Opponents	41	18	21	2	38/39	28/31	1	370

Sacks: Werhli 8.0, Heyward 5.0, Woodley 5.0, Keisel 4.0, Timmons 3.0, Hood 3.0, Woods 2.0, Polamalu 2.0, Gay 1.0, Jones 1.0  
Steelers: 34.0, Opponents: 43.0

2-PT Conversions: Steelers 1-2, Opponents: 1-2

Rushing

	No.	Yds	Avg	Long	TD
Bell	244	860	3.5	43	8
Dwyer	49	197	4.0	30	0
Jones	48	184	3.8	14	0
Roethlisberger	27	99	3.7	19	1
Sanders	1	25	25.0	25	0
Stephens-Howling	6	19	3.2	5	0
Redman	10	12	1.2	8	0
Brown	7	4	0.6	10	0
Cotchery	1	-5	-5.0	-5	0
Suisham	1	-12	-12.0	-12	0
Steelers	394	1383	3.5	43	9
Opponents	433	1849	4.3	93t	18

Receiving

	No.	Yds	Avg	Long	TD
Brown	110	1499	13.6	56	8
Sanders	67	740	11.0	55t	6
Miller	58	593	10.2	31	1
Cotchery	46	602	13.1	36	10
Bell	45	399	8.9	43	0
Jones	9	63	7.0	15	0
Dwyer	8	64	8.0	23	0
Johnson	8	41	5.1	9	1
Paulson	6	102	17.0	34	0
Wheaton	6	64	10.7	21	0
Johnson	4	70	17.5	32	0
Redman	4	14	3.5	7	0
Moye	2	20	10.0	19	1
Stephens-Howling	2	11	5.5	7	0
Spaeth	1	11	11.0	11t	1
Palmer	1	8	8.0	8	0
Roethlisberger	0	5	0.0	5	0
Gilbert	0	0	0.0	0	0
Steelers	377	4306	11.4	56	28
Opponents	329	3751	11.4	81t	21

Interceptions

	No.	Yds	Avg	Long	TD
Clark	2	50	25.0	37	0
Allen	2	43	21.5	40t	1
Polamalu	2	36	18.0	19t	1
Timmons	2	26	13.0	23	0
Allen	1	27	27.0	27	0
Gay	1	21	21.0	21t	1
Steelers	10	203	20.3	40t	3
Opponents	14	170	12.1	57	1

Punting

	No.	Yds	Avg	Net	TB	In	Lg	B
McBriar	40	1652	41.3	3	3	13	70	1
Mesko	34	1445	42.5	2	2	3	65	0
Roethlisberger	1	28	28.0	0	0	1	28	0
Steelers	75	3125	35.7	5	5	17	70	1
Opponents	79	3397	35.8	8	8	22	61	0

Punt Returns

	Ret	FC	Yds	Avg	Long	TD
Brown	32	23	409	12.8	67t	1
Steelers	32	23	409	12.8	67t	1
Opponents	35	16	313	8.9	43	0

Kickoff Returns

	No.	Yds	Avg	Long	TD
Jones	23	510	22.2	42	0
Sanders	10	268	26.8	46	0
Dwyer	4	90	22.5	27	0
Wheaton	2	37	18.5	25	0
Stephens-Howling	1	25	25.0	25	0
Brown	1	16	16.0	16	0
Heyward	1	11	11.0	11	0
Palmer	1	5	5.0	5	0
Steelers	43	962	22.4	46	0
Opponents	55	1225	22.3	73	0

Field Goals

	1-19	20-29	30-39	40-49	50+
Suisham	0/0	9/9	13/15	8/8	0/0
Steelers	0/0	9/9	13/15	8/8	0/0
Opponents	1/1	8/8	10/10	8/10	1/2

Suisham: (21G,35G)(45G,45G)(33G)(20G,34G,34G)(29G,28G,52G,54N)(42G,47G,42G)(48G,27G)(30G)(35G,31G,23G)(22G)(1)(46G,41G,42G)(49G)(32G)(24N,40G,53N)(41G)  
Opponents: (26G)(38G)(32G,43G)(1)(22G,38G,47G,40G)(48G)(48G,45G)(51N,50G,23G)(22G,33N,46G)(26G,41N,39G)(28G,32G)(45G,23G)(51G,39G)(50G,21G)(41G,56N,43G)(39N,51G)

## STEELERS 2012 (Won 8, Lost 8)

### Schedule

Date	W-L	Score	Opponent	Attendance
9/9	L	31-19	at Denver	76,823
9/16	W	27-10	N.Y. Jets	64,511
9/23	L	34-31	at Oakland	62,373
10/7	W	16-14	Philadelphia	64,737
10/11	L	26-23	at Tennessee	69,143
10/21	W	24-17	at Cincinnati	63,411
10/28	W	27-12	Washington	62,371
11/4	W	24-20	at N.Y. Giants	80,991
11/12	W	16-13/OT	Kansas City	57,644
11/18	L	13-10	Baltimore	63,446
11/25	L	20-14	at Cleveland	69,661
12/2	W	23-20	at Baltimore	71,442
12/9	L	34-24	San Diego	61,359
12/16	L	27-24/OT	at Dallas	95,595
12/23	L	13-10	Cincinnati	63,236
12/30	W	24-10	Cleveland	51,831

### Team Statistics

	Pittsburgh	Opponent
Total First Downs	307	273
Rushing	80	78
Passing	202	169
Penalty	25	26
3rd Down: Made/Att	94/224	73/206
3rd Down Pct.	42.0%	35.4%
4th Down: Made/Att	6/13	8/11
4th Down Pct.	46.2%	72.7%
Possession Avg.	32:07	27:53
Total Net Yards	5324	4413
Avg. Per Game	332.8	275.8
Total Plays	1023	951
Avg. Per Play	5.2	4.6
Net Yards Rushing	1537	1450
Avg. Per Game	96.1	90.6
Total Rushes	412	391
Net Yards Passing	3787	2963
Avg. Per Game	236.7	185.2
Sacked/Yards Lost	37/225	37/196
Gross Yards	4012	3159
Attempts/Completions	574/354	523/299
Completion Pct.	61.7%	57.2%
Had Intercepted	14	10
Punts/Average	79/43.0	88/45.2
Net Punting Avg.	37.2	40.0
Penalties/Yards	92/938	100/882
Fumbles/Ball Lost	33/16	19/10
Touchdowns	36	33
Rushing	8	9
Passing	27	19
Returns	1	5

### Score by Period

	Q1	Q2	Q3	Q4	OT	Pts
Steelers	57	114	71	91	3	336
Opponents	60	103	78	70	3	314

### Passing

	Att	Cmp	Yds	Cmp%	TD	Int	Long	Sack/Lost	Rating
Roethlisberger	449	284	3265	63.3%	26	8	82t	30/182	97.0
Batch	70	45	475	64.3%	1	4	43	3/12	64.9
Leftwich	53	25	272	47.2%	0	1	37	3/24	54.9
Brown	2	0	0	0.0%	0	1	0	0/0	0.0
Sanders	0	0	0	0.0%	0	0	0	1/7	0.0
Steelers	574	354	4012	27	27	14	82t	37/225	88.1
Opponents	523	299	3159	19	19	10	71t	37/196	79.0

### Scoring

	TD	Ru	Pa	Rt	PAT	FG	2Pt	Pts
Suisham	0	0	0	0	34/34	28/31	0	118
Miller	8	0	8	0	0/0	0/0	1	50
Wallace	8	0	8	0	0/0	0/0	0	48
Brown	5	0	5	0	0/0	0/0	0	30
Redman	2	2	0	0	0/0	0/0	0	12
Dwyer	2	2	0	0	0/0	0/0	0	12
Rainey	2	2	0	0	0/0	0/0	0	12
Pope	2	0	2	0	0/0	0/0	0	12
Timmons	1	0	0	1	0/0	0/0	0	6
Mendenhall	1	0	1	0	0/0	0/0	0	6
Sanders	1	0	1	0	0/0	0/0	0	6
Burruss	1	0	1	0	0/0	0/0	0	6
Leftwich	1	1	0	0	0/0	0/0	0	6
Batch	1	1	0	0	0/0	0/0	0	6
Johnson	1	0	1	0	0/0	0/0	0	6
Steelers	36	8	27	0	34/34	28/31	1	336
Opponents	33	9	19	5	30/31	28/33	1	314

Sacks: Timmons 6.0, Harrison 6.0, Worilds 5.0, Keisel 4.5, Foote 4.0, Woodley 4.0, Hood 3.0, McLendon 2.0, Heyward 1.5, Polamalu 1.0  
 Steelers: 37.0, Opponents: 37.0  
 2-PT Conversions: Steelers 1-2, Opponents: 1-2

### Rushing

	No.	Yds	Avg	Long	TD
Dwyer	156	623	4.0	34	2
Redman	110	410	3.7	28	2
Mendenhall	51	182	3.6	20	0
Rainey	26	102	3.9	19	2
Roethlisberger	26	92	3.5	14	0
Batch	25	49	2.0	10	1
Leftwich	1	31	31.0	31t	1
Brown	7	24	3.4	13	0
Wallace	5	7	1.4	13	0
Johnson	2	7	3.5	5	0
Gilreath	1	7	7.0	7	0
Sanders	1	4	4.0	4	0
Suisham	1	-1	-1.0	-1	0
Steelers	412	1537	3.7	34	8
Opponents	391	1450	3.7	64t	9

### Receiving

	No.	Yds	Avg	Long	TD
Miller	71	816	11.5	43	8
Brown	66	787	11.9	60t	5
Wallace	64	836	13.1	82t	8
Sanders	44	626	14.2	37	1
Redman	19	244	12.8	55	0
Dwyer	18	106	5.9	15	0
Cotchery	17	205	12.1	24	0
Johnson	15	137	9.1	26	1
Rainey	14	60	4.3	14	0
Mendenhall	9	62	6.9	15	1
Paulson	7	51	7.3	9	0
Batch	4	32	7.8	15	0
Burruss	3	42	14.0	18	1
Pope	3	9	3.0	7	2
Starks	0	0	0.0	0	0
Colon	0	0	0.0	0	0
Gilreath	0	0	0.0	0	0
Steelers	354	4012	11.3	82t	27
Opponents	299	3159	10.6	71t	19

### Interceptions

	No.	Yds	Avg	Long	TD
Timmons	3	80	26.7	53t	1
Clark	2	26	13.0	26	0
Allen	2	6	3.0	6	0
Woodley	1	11	11.0	11	0
Taylor	1	3	3.0	3	0
Polamalu	1	1	1.0	1	0
Steelers	10	127	12.7	53t	1
Opponents	14	168	12.0	43	2

### Punting

	No.	Yds	Avg	Net	TB	In	Lg	B
Butler	77	3374	43.8	37.8	6	26	79	1
Roethlisberger	1	26	26.0	26.0	0	1	26	0
Steelers	78	3400	43.0	37.6	6	27	79	1
Opponents	88	3979	45.2	40.0	8	35	64	0

### Punt Returns

	Ret	FC	Yds	Avg	Long	TD
Brown	27	8	183	6.8	29	0
Sanders	9	9	93	10.3	63	0
Rainey	3	0	16	5.3	13	0
Gilreath	2	2	8	4.0	5	0
Steelers	41	19	300	7.3	63	0
Opponents	30	20	306	10.2	63t	1

### Kickoff Returns

	No.	Yds	Avg	Long	TD
Rainey	39	1035	26.5	68	0
Sanders	1	27	27.0	27	0
Paulson	1	16	16.0	16	0
Johnson	1	8	8.0	8	0
Pope	1	0	0.0	0	0
Steelers	43	1086	25.3	68	0
Opponents	46	1103	24.0	51	0

### Field Goals

	1-19	20-29	30-39	40-49	50+
Suisham	0/0	7/8	8/8	12/12	1/3
Steelers	0/0	7/8	8/8	12/12	1/3
Opponents	0/0	8/8	6/8	10/11	4/6

Suisham: (21G,35G)(45G,45G)(33G)(20G,34G,34G)(29G,28G,52G,54N)(42G,47G,42G)(48G,27G)(30G)(35G,31G,23G)(22G)(46G,41G,42G)(49G)(32G)(24N,40G,53N)(41G)  
 Opponents: (26G)(38G)(32G,43G)(1)(22G,38G,47G,40G)(48G)(48G,45G)(51N,50G,23G)(22G,33N,46G)(26G,41N,39G)(28G,32G)(45G,23G)(51G,39G)(50G,21G)(41G,56N,43G)(39N,51G)

**STEELERS 2011 (Won 12, Lost 4)**

Schedule				
Date	W-L	Score	Opponent	Attendance
9/11	L	35-7	at Baltimore	71,434
9/18	W	24-0	Seattle	63,663
9/25	W	23-20	at Indianapolis	66,309
10/2	L	17-10	at Houston	71,585
10/9	W	38-17	Tennessee	63,875
10/16	W	17-13	Jacksonville	62,934
10/23	W	32-20	at Arizona	62,475
10/30	W	25-17	New England	64,424
11/6	L	23-20	Baltimore	64,851
11/13	W	14-17	at Cincinnati	63,262
11/27	W	13-9	at Kansas City	72,173
12/4	W	35-7	Cincinnati	63,697
12/8	W	14-3	Cleveland	60,754
12/19	L	20-3	at San Francisco	69,732
12/24	W	27-0	St. Louis	60,081
1/1	W	13-9	at Cleveland	68,266

Team Statistics		
	Pittsburgh	Opponent
Total First Downs	341	264
Rushing	96	82
Passing	221	156
Penalty	24	26
3rd Down: Made/Att	90/196	86/221
3rd Down Pct.	45.9%	38.9%
4th Down: Made/Att	3/8	8/13
4th Down Pct.	37.5%	61.5%
Possession Avg.	32:33	27:27
Total Net Yards	5957	4348
Avg. Per Game	372.3	271.8
Total Plays	1015	964
Avg. Per Play	5.9	4.5
Net Yards Rushing	1903	1597
Avg. Per Game	118.9	99.8
Total Rushes	434	399
Net Yards Passing	4054	2751
Avg. Per Game	253.4	171.9
Sacked/Yards Lost	42/279	35/230
Gross Yards	4333	2981
Attempts/Completions	539/341	530/289
Completion Pct.	63.3%	54.5%
Had Intercepted	15	11
Punts/Average	60/44.7	87/43.6
Net Punting Avg.	38.6	38.9
Penalties/Yards	101/854	96/777
Fumbles/Ball Lost	16/13	13/4
Touchdowns	36	23
Rushing	13	7
Passing	21	15
Returns	2	1

Score by Period						
	Q1	Q2	Q3	Q4	OT	Pts
Steelers	69	121	63	72	0	325
Opponents	43	71	56	57	0	227

Passing									
	Att	Cmp	Yds	Cmp%	TD	Int	Long	Sack/Lost	Rating
Roethlisberger	513	324	4077	63.2%	21	14	95t	40/269	90.1
Batch	24	15	208	62.5%	0	1	46	2/10	72.9
Sepulveda	1	1	33	100.0%	0	0	33	0/0	118.8
Sanders	1	1	15	100.0%	0	0	15	0/0	118.8
Steelers	539	341	4333	63.3%	21	15	95t	42/279	89.7
Opponents	530	289	2981	54.5%	15	11	73t	35/230	71.7

Scoring										
	TD	Ru	Pa	RT	PAT	FG	2Pt	Pts		
Suisham	0	0	0	0	36/36	23/31	0	105		
Mendenhall	9	9	0	0	0/0	0/0	0	54		
Wallace	8	0	8	0	0/0	0/0	0	48		
Brown	3	0	2	1	0/0	0/0	0	18		
Redman	3	3	0	0	0/0	0/0	0	18		
Cotchery	2	0	2	0	0/0	0/0	0	12		
Miller	2	0	2	0	0/0	0/0	0	12		
Sanders	2	0	2	0	0/0	0/0	0	12		
Ward	2	0	2	0	0/0	0/0	0	12		
Clay	1	1	0	0	0/0	0/0	0	6		
Johnson	1	0	1	0	0/0	0/0	0	6		
Moore	1	0	1	0	0/0	0/0	0	6		
Polamalu	1	0	1	0	0/0	0/0	0	6		
Saunders	1	0	1	0	0/0	0/0	0	6		
Steelers	36	13	21	2	36/36	23/31	0	325		
Opponents	23	7	15	1	21/21	22/27	1	227		

Sacks: Harrison 9.0, Woodley 9.0, Keisel 3.0, Worlds 3.0, Farris 2.0, Timmons 2.0, Foote 1.5, Hood 1.5, Clark 1.0, Heyward 1.0, McLendon 1.0, Polamalu 1.0  
 Steelers: 35.0, Opponents: 42.0  
 2-PT. Conversions: Steelers 0-0, Opponents: 1-2

**Rushing**

	No.	Yds	Avg	Long	TD
Mendenhall	228	928	4.1	68	9
Redman	110	479	4.4	27	3
Moore	22	157	7.1	21	0
Dwyer	16	123	7.7	76	0
Roethlisberger	31	70	2.3	11	0
Wallace	5	57	11.4	21	0
Brown	7	41	5.9	10	0
Clay	10	41	4.1	10t	1
Miller	1	6	6.0	6	0
Cotchery	1	3	3.0	3	0
Batch	3	-2	-0.7	0	0
Steelers	434	1903	4.4	76	13
Opponents	399	1597	4.0	42t	7

**Receiving**

	No.	Yds	Avg	Long	TD
Wallace	72	1193	16.6	95t	8
Brown	69	1108	16.1	79t	2
Miller	51	631	12.4	39	2
Ward	46	381	8.3	31	2
Sanders	22	288	13.1	32	2
Mendenhall	18	154	8.6	35	0
Redman	18	78	4.3	12	0
Cotchery	16	237	14.8	36	2
Johnson	12	91	7.6	25	1
Moore	11	104	9.5	24	1
Saunders	4	29	7.3	14	1
Mundy	1	33	33.0	33	0
Dwyer	1	6	6.0	6	0
Steelers	341	4333	12.7	95t	21
Opponents	289	2981	10.3	73t	15

**Interceptions**

	No.	Yds	Avg	Long	TD
Polamalu	2	33	16.5	33	0
Taylor	2	29	14.5	29	0
Gay	2	12	6.0	12	0
Clark	1	10	10.0	10	0
Lewis	1	9	9.0	9	0
Mundy	1	5	5.0	5	0
Woodley	1	1	1.0	1	0
Timmons	1	0	0.0	0	0
Steelers	11	99	9.0	33	0
Opponents	15	201	13.4	31	0

**Punting**

	No.	Yds	Avg	Net	TB	In	Lg	B
Kapinos	34	1530	45.0	38.3	1	10	59	0
Sepulveda	25	1153	46.1	39.1	5	8	66	1
Steelers	60	2683	44.7	38.6	6	18	66	1
Opponents	87	3789	43.6	38.9	3	30	63	0

**Punt Returns**

	Ret	FC	325	10.8	Long	TD
Brown	30	26&	325	10.8	60t	1
Sanders	3	0	22	7.3	10	0
Steelers	33	26&	347	10.5	60t	1
Opponents	29	13	245	8.4	20	0

**& Team Record**

Opponents	29	13	245	8.4	20	0
-----------	----	----	-----	-----	----	---

**Kickoff Returns**

	No.	Yds	Avg	Long	TD
Brown	27	737	27.3	52	0
Saunders	5	93	18.6	25	0
Cotchery	1	19	19.0	19	0
Moore	1	10	10.0	10	0
Redman	1	18	18.0	18	0
Steelers	35	877	25.1	52	0
Opponents	43	1018	23.7	45	0

**Field Goals**

	1-19	20-29	30-39	40-49	50+
Suisham	2/2	8/8	6/8	6/11	1/2
Steelers	2/2	8/8	6/8	6/11	1/2
Opponents	1/1	8/8	2/4	10/12	1/2

Suisham: ( )(20G,41N)(48G,36N,44G,38G) (30B,26G)(19G)(21G,46N)(41G,42G,39G) (33G,21G,23G,44N) (36G,30G)(39G)(21G,49G)  
 (50N)( )(51G,48N)(21G,49G)(45N,19G,29G)  
 Opponent: (29G,30G)( )(21G,25G)(25G)(29G) (46G,45G)( ) (46G,42N) (18G,40N,43G,51G)(43G) (41G,49G,40G) (33B)(20G)(22G,38G)(52N,33N) (26G,45G,49G)

## STEELERS 2010 (Won 12, Lost 4)

### Schedule

Date	W-L	Score	Opponent	Attendance
9/12	W	15-9/OT	Atlanta	63,609
9/19	W	19-11	at Tennessee	69,143
9/26	W	38-13	at Tampa Bay	61,036
10/3	L	17-14	Baltimore	64,729
10/17	W	28-10	Cleveland	65,168
10/24	W	23-22	at Miami	69,867
10/31	L	20-10	at New Orleans	70,011
11/8	W	27-21	at Cincinnati	65,626
11/14	L	39-26	New England	64,359
11/21	W	35-3	Oakland	64,987
11/28	W	19-16/OT	at Buffalo	69,642
12/5	W	13-10	at Baltimore	71,418
12/12	W	23-7	Cincinnati	57,501
12/19	L	22-17	N.Y. Jets	62,568
12/23	W	27-3	Carolina	61,748
1/2	W	41-9	at Cleveland	68,303

### Team Statistics

	Pittsburgh	Opponent
Total First Downs	295	272
Rushing	106	61
Passing	175	182
Penalty	14	29
3rd Down: Made/Att	94/218	70/209
3rd Down Pct.	43.1%	33.5%
4th Down: Made/Att	2/5	10/16
4th Down Pct.	40.0%	62.5%
Possession Avg.	31:53	28:07
Total Net Yards	5525	4429
Avg. Per Game	345.3	276.8
Total Plays	993	974
Avg. Per Play	5.6	4.5
Net Yards Rushing	1924	1004
Avg. Per Game	120.3	62.8
Total Rushes	471	333
Net Yards Passing	3601	3425
Avg. Per Game	225.1	214.1
Sacked/Yards Lost	43/289	48/319
Gross Yards	3890	3744
Attempts/Completions	479/298	593/363
Completion Pct.	62.2%	61.2%
Had Intercepted	9	21
Punts/Average	74/44.3	81/40.4
Net Punting Avg.	37.3	36.4
Penalties/Yards	100/903	86/716
Fumbles/Ball Lost	22/9	28/14
Touchdowns	41	22
Rushing	15	5
Passing	22	15
Returns	4	2

### Score by Period

	Q1	Q2	Q3	Q4	OT	Pts
Steelers	58	148	43	117	9	375
Opponents	49	42	39	102	0	232

### Passing

	Att	Cmp	Yds	Cmp%	TD	Int	Long	Sack/Lost	Rating
Roethlisberger	389	240	3200	61.7%	17	561	561	32/220	97.0
Batch	49	29	352	59.2%	3	461	461	4/21	76.2
Dixon	32	22	254	68.8%	1	52	52	5/41	79.4
Leftwich	7	5	42	71.4%	0	14	14	2/7	86.6
Randle El	2	2	42	100.0%	0	391	391	0/0	158.3
Steelers	479	298	3890	62.2%	9	561	561	43/289	95.3
Opponents	593	363	3744	61.2%	21	67	67	48/319	73.1

### Scoring

	TD	Ru	Pa	Rt	PAT	FG	2Pt	Pts
Mendenhall	13	13	0	0	0/0	0/0	0	78
Reed	0	0	0	0	19/19	15/22	0	64
Suisham	0	0	0	0	19/19	14/15	0	61
Wallace	10	0	0	0	0/0	0/0	0	60
Ward	5	0	5	0	0/0	0/0	0	30
Miller	2	0	2	0	0/0	0/0	0	12
Redman	2	0	2	0	0/0	0/0	0	12
Roethlisberger	2	1	0	0	0/0	0/0	0	12
Sanders	2	0	2	0	0/0	0/0	0	12
Woodley	1	0	1	0	0/0	0/0	0	6
Spaeth	1	0	1	0	0/0	0/0	0	6
Keisel	1	0	1	0	0/0	0/0	0	6
Polamalu	1	0	1	0	0/0	0/0	0	6
Brown	1	0	1	0	0/0	0/0	0	6
Moore	0	0	0	0	0/0	0/0	2	4
Steelers	41	15	22	4	38/38	29/37	2	375
Opponents	22	5	15	2	18/19	26/30	1	232

Sacks: Harrison 10.5, Woodley 10.0, Farnior 6.0, Hood 3.0, Keisel 3.0, Timmons 3.0, Gay 2.0, McFadden 2.0, Worlds 2.0, Eason 1.5, Foote 1.0, Hampton 1.0, Madison 1.0, Polamalu 1.0, Taylor 1.0

Steelers: 48.0, Opponents: 43.0

2-PT Conversions: Steelers 2-2, Opponents: 1-3

### Rushing

	No.	Yds	Avg	Long	TD
Mendenhall	324	1273	3.9	50t	13
Redman	52	247	4.8	23	0
Roethlisberger	34	176	5.2	31	2
Moore	33	99	3.0	18	0
Wallace	5	39	7.8	19	0
Dixon	5	32	6.4	21	0
Batch	7	30	4.3	24	0
Dwyer	9	28	3.1	7	0
Randle El	1	2	2.0	2	0
Ward	1	-2	-2.0	-2	0
Steelers	471	1924	4.1	50t	15
Opponents	333	1004	3.0	24	5

### Receiving

	No.	Yds	Avg	Long	TD
Wallace	60	1257	21.0	56t	10
Ward	59	755	12.8	43	5
Miller	42	512	12.2	36	2
Sanders	28	376	13.4	35	2
Moore	26	205	7.9	29	0
Mendenhall	23	167	7.3	24	0
Randle El	22	253	11.5	34	0
Brown	16	167	10.4	26	0
Spaeth	9	80	8.9	13	1
Redman	9	72	8.0	16t	2
Johnson	4	46	11.5	25	0
Battle	0	0	0.0	0	0
Steelers	298	3890	13.1	56t	22
Opponents	363	3744	10.3	67	15

### Interceptions

	No.	Yds	Avg	Long	TD
Polamalu	7	101	14.4	45t	1
Clark	2	34	17.0	23	0
Harrison	2	2	1.0	2	0
McFadden	2	-3	-1.5	0	0
Taylor	2	9	4.5	9	0
Timmons	2	5	2.5	5	0
Woodley	2	22	11.0	14t	1
Keisel	1	79	79.0	79t	1
Madison	1	-1	-1.0	-1	0
Steelers	21	248	11.8	79t	3
Opponents	9	122	13.6	62	1

### Punting

	No.	Yds	Avg	Net	TB	In	Lo	B
Sepulveda	56	2550	45.5	39.18	8	16	62	0
Kapinos	14	576	41.1	32.3	2	5	59	0
Suisham	3	115	38.3	34.3	0	1	39	0
Roethlisberger	1	35	35.0	15.0	1	0	35	0
Steelers	74	3276	44.3	37.3	11	22	62	0
Opponents	80	3275	40.4	36.4	5	36	67	1

### &Team Record

	Ret	FC	Yds	Avg	Long	TD
Brown	19	1	110	5.8	21	0
Randle El	14	17	56	4.0	15	0
Sanders	4	1	60	15.0	38	0
Steelers	37	19	226	6.1	38	0
Opponents	32	25	294	9.2	38	0

### Punt Returns

	Ret	FC	Yds	Avg	Long	TD
Brown	19	1	110	5.8	21	0
Randle El	14	17	56	4.0	15	0
Sanders	4	1	60	15.0	38	0
Steelers	37	19	226	6.1	38	0
Opponents	32	25	294	9.2	38	0

### Kickoff Returns

	No.	Yds	Avg	Long	TD
Sanders	25	628	25.1	48	0
Brown	17	397	23.4	89t	1
Redman	4	81	20.3	21	0
Moore	3	47	15.7	17	0
Steelers	49	1153	23.5	89t	1
Opponents	77	1540	20.0	97t	1

### Field Goals

	1-19	20-29	30-39	40-49	50+
Reed	2/2	6/7	5/5	0/4	2/4
Suisham	1/1	4/4	1/1	8/9	0/0
Steelers	3/3	10/11	6/6	8/13	2/4
Opponents	1/1	10/11	10/10	5/8	0/1

Opponent: (46N,49G,39G,23G)(21G)(40G,24G)(46N,33G)(39G)(39G,23G,22G,37G,40G)(31G,23G)(51N,45N)(31G,36G)(41G)(29G,32G,49G)(24G)(25G,34G)(27G)(19G)

Steelers: (52G,55N,36G,34G,40N)(36G,34G,25G,27G)(24G)(49N,45N)(22G,39G,18G)(19G,51N)(25G,53G,46N)(22G,26N)(45G,46G,48G,41G)(45G,19G)(23G,35G,41G)(42G)(26G,29G,41N)(41G,24G)



STEELERS 2009 (Won 9, Lost 7)

Schedule

Date	W-L	Score	Opponent	Attendance
9/10	W	13-10/OT	Tennessee	65,110
9/20	L	17-14	at Chicago	62,231
9/27	L	23-20	at Cincinnati	64,538
10/4	W	38-28	San Diego	64,045
10/11	W	28-20	at Detroit	59,333
10/18	W	27-14	Cleveland	64,398
10/25	W	27-17	Minnesota	65,597
11/9	W	28-10	at Denver	76,716
11/15	L	18-12	Cincinnati	65,392
11/22	L	27-24/OT	at Kansas City	70,261
11/29	L	20-17/OT	at Baltimore	71,314
12/6	L	27-24	Oakland	61,820
12/10	L	13-6	at Cleveland	69,009
12/20	W	37-36	Green Bay	57,452
12/27	W	23-20	Baltimore	64,068
1/3	W	30-24	at Miami	70,102

Team Statistics

	Pittsburgh	Opponent
Total First Downs	331	274
Rushing	96	70
Passing	210	186
Penalty	25	18
3rd Down: Made/Att	80/203	96/227
3rd Down Pct.	39.4%	42.3%
4th Down: Made/Att	8/12	7/10
4th Down Pct.	66.7%	70.0%
Possession Avg.	32:13	27:47
Total Net Yards	5941	4885
Avg. Per Game	371.3	305.3
Total Plays	1014	967
Avg. Per Play	5.9	5.1
Net Yards Rushing	1793	1438
Avg. Per Game	112.1	89.9
Total Rushes	428	372
Net Yards Passing	4148	3447
Avg. Per Game	259.3	215.4
Sacked/Yards Lost	50/348	47/314
Gross Yards	4496	3761
Attempts/Completions	536/351	548/319
Completion Pct.	65.5%	58.2%
Had Intercepted	14	12
Punts/Average	72/42.7	86/42.8
Net Punting Avg.	37.1	37.8
Penalties/Yards	85/769	102/903
Fumbles/Ball Lost	21/11	21/10
Touchdowns	41	37
Rushing	10	7
Passing	28	22
Returns	3	8

Score by Period

	Q1	Q2	Q3	Q4	OT	Pts
Steelers	81	126	61	97	3	368
Opponents	52	75	56	135	6	324

Passing

	Att	Cmp	Yds	Cmp%	TD	Int	Long	Sack/Lost	Rating
Roethlisberger	506	337	4328	66.6%	26	12	60t	50/348	100.5
Dixon	26	12	145	46.2%	1	1	33t	0/0	60.6
Batch	2	1	17	50.0%	0	0	17	0/0	79.2
Moore	1	1	6	100.0%	1	0	6t	0/0	131.3
Holmes	1	0	0	0.0%	0	1	0	0/0	0.0
Steelers	536	351	4496	65.5%	28	14	60t	50/348	98.1
Opponents	548	319	3761	58.2%	22	12	83t	47/314	83.5

Scoring

	TD	Ru	Pa	Rt	PAT	FG	2Pt	Pts
Reed	0	0	0	0	41/41	27/31	0	122
Mendenhall	8	7	1	0	0/0	0/0	0	48
Miller	6	0	6	0	0/0	0/0	0	36
Wallace	6	0	6	0	0/0	0/0	0	36
Ward	6	0	6	0	0/0	0/0	0	36
Holmes	5	0	5	0	0/0	0/0	0	30
Moore	2	0	2	0	0/0	0/0	0	12
Roethlisberger	2	2	0	0	0/0	0/0	0	12
Carter	1	0	0	1	0/0	0/0	0	6
Dixon	1	1	0	0	0/0	0/0	0	6
Fox	1	0	0	1	0/0	0/0	0	6
Spaeth	1	0	1	0	0/0	0/0	0	6
Woodley	1	0	0	1	0/0	0/0	0	6
Steelers	41	10	28	3	41/41	27/31	0	368
Opponents	37	7	22	8	32/32	22/29	2	324

Sacks: Woodley 13.5, Harrison 10.0, Timmons 7.0, Keisel 3.0, Farrior 3.0, Hampton 2.5, Smith 2.0, Carter 1.0, Gay 1.0, Hood 1.0, Kirschke 1.0, Taylor 1.0  
Steelers: 46.0, Opponents: 50.0

2-Pt. Conversions: Steelers 0-0, Opponents: 2-5

Rushing

	No.	Yds	Avg	Long	TD
Mendenhall	242	1108	4.6	60	7
Parker	98	389	4.0	34	0
Moore	35	118	3.4	15	0
Roethlisberger	40	82	2.1	15	2
Wallace	5	48	9.6	21	0
Dixon	3	27	9.0	24t	1
Davis	2	15	7.5	14	0
Holmes	3	6	2.0	7	0
Steelers	428	1793	4.2	60	7
Opponents	372	1438	3.9	37	0

Receiving

	No.	Yds	Avg	Long	TD
Ward	95	1167	12.3	54	6
Holmes	79	1248	15.8	57	5
Miller	76	789	10.4	41	6
Wallace	39	756	19.4	60t	6
Mendenhall	25	261	10.4	26	1
Moore	21	153	7.3	19t	2
Parker	6	64	10.7	27t	1
Spaeth	5	25	5.0	9	1
Johnson	2	9	4.5	5	0
Grisham	1	14	14.0	14	0
Sweed	1	5	5.0	5	0
Logan	1	5	5.0	5	0
Steelers	351	4496	12.8	60t	28
Opponents	319	3761	11.8	83t	22

Interceptions

	No.	Yds	Avg	Long	TD
Polamalu	3	17	5.7	16	0
Clark	3	0	0.0	0	0
Carter	2	53	26.5	48t	1
Farrior	1	18	18.0	18	0
Fox	1	82	82.0	82t	1
Taylor	1	20	20.0	20	0
Townsend	1	-1	-1.0	-1	0
Steelers	12	189	15.8	82t	2
Opponents	14	398	28.4	94	2

Punting

	No.	Yds	Avg	Net	TB	In	Lg	B
Sepulveda	72	3074	42.7	37.1	4	29	60	0
Steelers	72	3074	42.7	37.1	4	29	60	0
Opponents	86	3684	42.8	37.8	7	28	63	0

Punt Returns

	Ret	FC	Yds	Avg	Long	TD
Logan	30	15	280	9.3	25	0
Moore	3	9	3	1.0	2	0
Holmes	2	1	6	3.0	3	0
Harrison	1	0	1	1.0	1	0
Steelers	36	25	290t	8.1	25	0
Opponents	33	18	325	9.8	55	0

Kickoff Returns

	No.	Yds	Avg	Long	TD
Logan	55&	1466&	26.7	83	0
Moore	4	44	11.0	13	0
Burnett	3	23	7.7	13	0
Wallace	1	26	26.0	26	0
Davis	1	13	13.0	13	0
Mendenhall	1	8	8.0	8	0
Spaeth	1	1	1.0	1	0
Steelers	66	1581	24.0	83	0
Opponents	74	1795	24.3	98t	4

Field Goals

	1-19	20-29	30-39	40-49	50+
Reed	1/1	7/7	15/16	4/5	0/2
Steelers	1/1	7/7	15/16	4/5	0/2
Opponents	1/1	9/9	4/7	8/9	0/3

Reed: (32G,33G)(38N,43N)(19G,24G,52N)(46G)(32G,39G)(39G,27G)((28G,33G,35G,34G)(36G)(44G)(33G,53N)(27G,42G)(37G,34G,43G)(26G,39G,38G)(22G,21G,33G)  
Opponents: (37N,31B,45G)(44G)(34G,52N)((46G,46G,49N)(18G)(40G)(51N,23G,32G,32G,43G)(27G,22G)(24G,56N,29G)(48G,43G)(29G,29G)(34N)(27G,35G)(25G)

STEELERS 2008 (Won 12, Lost 4)

Schedule

Date	W-L	Score	Opponent	Attendance
9/7	W	38-17	Houston	64,001
9/14	W	10-6	at Cleveland	73,048
9/21	L	15-6	at Philadelphia	69,144
9/29	W	23-20/OT	Baltimore	64,038
10/5	W	26-21	at Jacksonville	65,908
10/19	W	38-10	at Cincinnati	65,860
10/26	L	21-14	N.Y. Giants	64,991
11/3	W	23-6	at Washington	90,512
11/9	L	24-20	Indianapolis	64,043
11/16	W	11-10	San Diego	62,051
11/20	W	27-10	Cincinnati	59,854
11/30	W	33-10	at New England	68,756
12/7	W	20-13	Dallas	60,594
12/14	W	13-9	at Baltimore	71,502
12/21	L	31-14	at Tennessee	69,143
12/28	W	31-0	Cleveland	63,553

Team Statistics

	Pittsburgh	Opponent
Total First Downs	290	240
Rushing	93	73
Passing	179	149
Penalty	18	18
3rd Down: Made/Att	92/224	71/226
3rd Down Pct.	41.1%	31.4%
4th Down: Made/Att	3/12	10/21
4th Down Pct.	25.0%	47.6%
Possession Avg.	31:29	28:31
Total Net Yards	4991	3795
Avg. Per Game	311.9	237.2
Total Plays	101.5	974
Avg. Per Play	4.9	3.9
Net Yards Rushing	1690	1284
Avg. Per Game	105.6	80.3
Total Rushes	460	390
Net Yards Passing	3301	2511
Avg. Per Game	206.3	156.9
Sacked/Yards Lost	49/306	51/350
Gross Yards	3607	2861
Attempts/Completions	506/503	533/301
Completion Pct.	59.9%	56.5%
Had Intercepted	15	20
Punts/Average	78/39.8	91/42.5
Net Punting Avg.	35.6	38.5
Penalties/Yards	95/812	91/801
Fumbles/Ball Lost	28/10	22/9
Touchdowns	38	21
Rushing	16	7
Passing	19	12
Returns	3	2

Score by Period

	Q1	Q2	Q3	Q4	OT	Pts
Steelers	47	106	87	104	3	347
Opponents	54	65	29	75	0	223

Passing

	Att	Cmp	Yds	Cmp%	TD	Int	Long	Sack/Lost	Rating
Roethlisberger	469	281	3301	59.9%	17	15	65t	46/284	80.1
Leftwich	36	21	303	58.3%	2	0	50	3/22	104.3
Dixon	1	1	3	100.0%	0	3	0/0		79.2
Steelers	506	303	3607	59.9%	19	15	65t	49/306	81.8
Opponents	533	301	2861	56.5%	12	20	65t	51/350	63.4

Scoring

	TD	Ru	Pa	Rt	PAT	FG	2Pt	Pts
Reed	0	0	0	0	36/37	27/31	0	117
Ward	7	0	0	0	0/0	0/0	0	42
Moore	6	5	1	0	0/0	0/0	0	36
Holmes	5	0	5	0	0/0	0/0	0	30
Parker	5	5	0	0	0/0	0/0	0	30
Russell	3	3	0	0	0/0	0/0	0	18
Washington	3	0	3	0	0/0	0/0	0	18
Miller	3	0	3	0	0/0	0/0	0	18
Roethlisberger	2	2	0	0	0/0	0/0	0	12
Carter	1	0	0	1	0/0	0/0	0	6
Leftwich	1	1	0	0	0/0	0/0	0	6
Woodley	1	0	0	1	0/0	0/0	0	6
Townsend	1	0	0	1	0/0	0/0	0	6
J. Harrison	1	0	0	0	0/0	0/0	0	6
Steelers	38	16	19	3	36/37	27/31	0	347
Opponents	21	7	12	2	21/21	24/27	0	223

Sacks: J. Harrison 16.0, Woodley 11.5, Aa. Smith 5.5, Timmons 5.0, Farris 3.5, Kirschke 2.0, Foote 1.5, Eason 1.5, Keisel 1.0, Hampton 1.0, Frazier 1.0, McFadden 1.0, Hoke 0.5

Steelers: 51.0, Opponents: 49.0  
2-Pt. Conversions: Steelers 0-1, Opponents: 0-0

Rushing

	No.	Yds	Avg	Long	TD
Parker	210	791	3.8	34t	5
Moore	140	588	4.2	32t	5
Roethlisberger	34	101	3.0	17	2
Russell	28	77	2.8	15	3
Mendenhall	19	58	3.1	12	0
C. Davis	12	35	2.9	11	0
Washington	5	18	3.6	8	0
Holmes	2	9	4.5	10	0
Leftwich	4	7	1.8	8t	1
Davenport	2	5	2.5	3	0
Ward	1	4	4.0	4	0
Berger	1	0	0.0	0	0
Dixon	2	-3	-1.5	-1	0
Steelers	460	1690	3.7	34t	16
Opponents	390	1284	3.3	41	7

Receiving

	No.	Yds	Avg	Long	TD
Ward	81	1043	12.9	49	7
Holmes	55	821	14.9	48	5
Miller	48	514	10.7	22	3
Washington	40	631	15.8	65t	3
Moore	40	320	8.0	25	1
Spaeth	17	136	8.0	13	0
Sweed	6	64	10.7	17	0
C. Davis	5	27	5.4	14	0
McHugh	3	24	8.0	15	0
Parker	3	13	4.3	5	0
Mendenhall	2	17	8.5	11	0
Baker	1	6	6.0	6	0
Russell	1	-2	-2.0	-2	0
Roethlisberger	1	-7	-7.0	-7	0
Steelers	303	3607	11.9	65t	19
Opponents	301	2861	9.5	65t	12

Interceptions

	No.	Yds	Avg	Long	TD
Polamalu	7	59	8.4	23	0
Carter	3	64	21.3	32t	1
Townsend	2	27	13.5	25t	1
McFadden	2	0	0.0	0	0
Timmons	1	89	89.0	89	0
J. Harrison	1	33	33.0	33	0
Gay	1	12	12.0	12	0
Woodley	1	6	6.0	6	0
Clark	1	0	0.0	0	0
Taylor	1	0	0.0	0	0
Steelers	20	290	14.5	89	2
Opponents	15	234	15.6	83t	2

Punting

	No.	Yds	Avg	Net	TB	In	Lg	B
Berger	66	2728	41.3	36.4	4	19	61	0
Ernster	12	379	31.6	31.3	0	4	43	0
Steelers	78	3107	39.8	35.6	4	23	61	0
Opponents	90	3868	42.5	38.5	6	28	64	1

Punt Returns

	Ret	FC	Yds	Avg	Long	TD
Holmes	34	7	226	6.6	35	0
Moore	6	12	21	3.5	12	0
Sweed	1	0	0	0.0	0	0
Steelers	41	19	247	6.0	35	0
Opponents	40	17	247	6.2	46	0

Kickoff Returns

	No.	Yds	Avg	Long	TD
Russell	16	371	23.2	43	0
Davenport	10	217	21.7	27	0
Moore	10	185	18.5	24	0
Mendenhall	6	115	115.0	27	0
C. Davis	6	106	106.0	24	0
Carter	1	16	16.0	16	0
Spaeth	1	3	3.0	3	0
Steelers	50	1013	1013.0	43	0
Opponents	71	1357	1357	40	0

Field Goals

	1-19	20-29	30-39	40-49	50+
Reed	1/1	9/9	8/9	8/10	1/2
Steelers	1/1	9/9	8/9	8/10	1/2
Opponents	0/0	11/12	9/9	4/5	0/1

Reed: (44G)(48G)(37G,53G)(49G,19G,46G) (38G,23G)(21G)(35G) (42G,24G)(51N,21G,41G,32G)(37G,38G) (20G,25G,20G,40N,45G)(45N,24G,41G) (31G,30G)(33N)(22G)

Opponents: (34G)(31G,38G)(31G,31G) (33G,20G)(1)(26G)(26G,35G,25G,24G)(44G,43G) (36G)(42N,22G)(26G)(29G,27N)(44G,33G) (28G,26G,28G)(42G)(53N)

**STEELERS 2007 (Won 10, Lost 6)**

**Schedule**

Date	W-L	Score	Opponent	Attendance
9/9	W	34-7	at Cleveland	73,089
9/16	W	26-3	Buffalo	64,307
9/23	W	37-16	San Francisco	64,313
9/30	L	21-14	at Arizona	64,844
10/7	W	21-0	Seattle	64,478
10/21	L	31-28	at Denver	77,098
10/28	W	24-13	at Cincinnati	66,188
11/5	W	38-7	Baltimore	63,457
11/11	W	31-28	Cleveland	64,781
11/18	L	19-16/OT	at N.Y. Jets	77,659
11/26	W	3-0	Miami	57,704
12/2	W	24-10	Cincinnati	58,842
12/9	L	34-13	at New England	68,756
12/16	L	29-22	Jacksonville	58,793
12/20	W	41-24	at St. Louis	65,705
12/30	L	27-21	at Baltimore	71,353

**Team Statistics**

	Pittsburgh	Opponent
Total First Downs	298	249
Rushing	108	74
Passing	179	158
Penalty	11	17
3rd Down: Made/Att	103/220	87/215
3rd Down Pct.	46.8%	40.5%
4th Down: Made/Att	7/13	6/19
4th Down Pct.	53.8%	31.6%
Possession Avg.	33:18	26:42
Total Net Yards	5239	4262
Avg. Per Game	327.4	266.4
Total Plays	1000	933
Avg. Per Play	5.2	4.6
Net Yards Rushing	2168	1438
Avg. Per Game	135.5	89.9
Total Rushes	511	361
Net Yards Passing	3071	2824
Avg. Per Game	191.9	176.5
Sacked/Yards Lost	47/347	36/243
Gross Yards	3418	3067
Attempts/Completions	442/282	536/292
Completion Pct.	63.8%	54.5%
Had Intercepted	14	11
Punts/Average	68/42.4	82/43.0
Net Punting Avg.	37.9	38.6
Penalties/Yards	80/651	73/556
Fumbles/Ball Lost	21/8	30/14
Touchdowns	46	31
Rushing	9	6
Passing	34	22
Returns	3	3

**Score by Period**

	Q1	Q2	Q3	Q4	OT	Pts
Steelers	75	129	68	121	0	393
Opponents	67	78	70	51	3	269

**Passing**

	Att	Cmp	Yds	Cmp%	TD	Int	Long	Sack/Lost	Rating
Roethlisberger	404	264	3154	65.3%	32	11	83	47/347	104.1
Batch	36	17	232	47.2%	2	3	59t	0/0	52.1
Sepulveda	1	1	32	100.0%	0	0	32	0/0	118.8
Parker	1	0	0	0.0%	0	0	0	0/0	39.6
Wilson	0	0	0	0.0%	0	0	0	0/0	0.0
Steelers	442	282	3418	63.8%	34	14	83	47/347	99.9
Opponents	536	292	3067	54.5%	22	11	63t	36/243	76.5

**Scoring**

	TD	Ru	Pa	Rt	PAT	FG	2Pt	Pts
Reed	0	0	0	0	44/44	23/25	0	113
Holmes	8	0	8	0	0/0	0/0	1	50
Ward	7	0	7	0	0/0	0/0	1	44
Davenport	7	5	2	0	0/0	0/0	0	42
Miller	7	0	7	0	0/0	0/0	0	42
Washington	5	0	5	0	0/0	0/0	0	30
Spaeth	3	0	3	0	0/0	0/0	0	18
Parker	2	2	0	0	0/0	0/0	0	12
Roethlisberger	2	2	0	0	0/0	0/0	0	12
Taylor	1	0	0	1	0/0	0/0	0	6
Wilson	1	0	1	0	0/0	0/0	0	6
Rossum	1	0	0	1	0/0	0/0	0	6
Tuman	1	0	1	0	0/0	0/0	0	6
McFadden	1	0	0	1	0/0	0/0	0	6
Steelers	46	9	34	3	44/44	23/25	2	393
Opponents	31	6	22	3	29/30	18/22	0	269

Sacks: J. Harrison 8.5, Farrior 6.5, Woodley 4.0, Haggans 4.0, Foote 3.0, Aa. Smith 2.5, Kirschke 2.0, Keisel 2.0, Clark 1.0, Taylor 1.0, Hampton 0.5, Hoke 0.5, Carter 0.5

Steelers: 36.0, Op-ponents: 47.0  
2-Pt. Conversions: Steelers 2-2, Opponents: 0-1

**Rushing**

	No.	Yds	Avg	Long	TD
Parker	321	1316	4.1	32	2
Davenport	107	499	4.7	45	5
Roethlisberger	35	204	5.8	30t	2
Davis	17	68	4.0	12	0
Wilson	2	37	18.5	37	0
Russell	7	21	3.0	8	0
Holmes	5	17	3.4	11	0
Ward	3	11	3.7	7	0
Kreider	1	2	2.0	2	0
Washington	1	0	0.0	0	0
Batch	1	-7	-0.6	0	0
Steelers	511	2168	4.2	45	9
Opponents	361	1438	4.0	38	6

**Receiving**

	No.	Yds	Avg	Long	TD
Ward	71	732	10.3	25	7
Holmes	52	942	18.1	83	8
Miller	47	566	12.0	29	7
Washington	29	450	15.5	40	5
Parker	23	164	7.1	22	0
Wilson	18	207	11.5	18	1
Davenport	18	184	10.2	32t	2
Davis	12	49	4.1	10	0
Spaeth	5	34	6.8	13t	3
Reid	4	54	13.5	25	0
Kreider	1	15	15.0	15	0
Haynes	1	12	12.0	12	0
Tuman	1	9	9.0	9t	1
Steelers	282	3418	12.1	83	34
Opponents	292	3067	10.5	63t	22

**Interceptions**

	No.	Yds	Avg	Long	TD
Taylor	3	56	18.7	51t	1
An. Smith	2	50	25.0	50	0
Townsend	2	44	22.0	23	0
McFadden	1	50	50.0	50t	1
Harrison	1	20	20.0	20	0
Foote	1	14	14.0	14	0
Farrior	1	0	0.0	0	0
Steelers	11	234	21.3	51t	2
Opponents	14	110	7.9	29	0

**Punting**

	No.	Yds	Avg	Net	TB	In	Lg	B
Sepulveda	68	2880	42.4	37.9	2	28	59	0
Steelers	68	2880	42.4	37.9	2	28	59	0
Opponents	82	3525	43.0	38.6	6	25	66	0

**Punt Returns**

	Ret	FC	Yds	Avg	Long	TD
Rossum	36	8	232	6.4	49	0
Wilson	2	1	6	3.0	6	0
Gay	1	0	0	0.0	0	0
Steelers	39	9	238	6.1	49	0
Opponents	31	14	266	8.6	73t	1

**Kickoff Returns**

	No.	Yds	Avg	Long	TD
Rossum	38	885	23.3	98t	1
Davenport	7	123	17.6	29	0
Reid	6	127	21.2	30	0
Eason	1	10	10.0	10	0
Steelers	52	1145	22.0	98t	1
Opponents	73	1647	22.6	100t	1

**Field Goals**

	1-19	20-29	30-39	40-49	50+
Reed	0/0	9/9	10/10	4/5	0/1
Steelers	0/0	9/9	10/10	4/5	0/1
Opponents	1/1	8/8	5/5	2/4	2/4

Reed: (26G,31G)(34G,28G,39G,31G)(36G,49G,35G)(65N)(40G)(22G)(28G,35G,30G)(37G,33G,48G)(44N,24G)(21G)(23G,44G)(21G,29G)  
Opponents: (24G)(32G,22G,50G)(52N)(49G)(31G,20G)(52N)(25G,19G,28G,38G)(43N,24G)(48N,42G,28G)(36G)(52G)(28G,31G)

STEELERS 2006 (Won 8, Lost 8)

Schedule

Date	W-L	Score	Opponent	Attendance
9/7	W	28-17	Miami	64,927
9/18	L	9-0	at Jacksonville	67,164
9/24	L	28-20	Cincinnati	64,922
10/8	L	23-13	at San Diego	67,837
10/15	W	45-7	Kansas City	64,727
10/22	L	41-38/OT	at Atlanta	71,151
10/29	L	20-13	at Oakland	62,385
11/5	L	31-20	Denver	64,661
11/12	W	38-31	New Orleans	61,911
11/19	W	24-20	at Cleveland	73,296
11/26	L	27-0	at Baltimore	70,946
12/3	W	20-3	Tampa Bay	59,843
12/7	W	27-7	Cleveland	55,246
12/17	W	37-3	at Carolina	73,798
12/24	L	31-7	Baltimore	63,224
12/31	W	23-17/OT	at Cincinnati	66,049

Team Statistics

	Pittsburgh	Opponent
Total First Downs	327	269
Rushing	100	72
Passing	201	176
Penalty	26	21
3rd Down: Made/Att	93/217	86/219
3rd Down Pct.	42.9%	39.3
4th Down: Made/Att	10/21	6/12
4th Down Pct.	47.6%	50.0%
Possession Avg.	31:13	28:47
Total Net Yards	5725	4805
Avg. Per Game	357.8	300.3
Total Plays	1041	976
Avg. Per Play	5.5	4.9
Net Yards Rushing	1992	1412
Avg. Per Game	124.5	88.3
Total Rushes	469	408
Net Yards Passing	3733	3393
Avg. Per Game	233.3	212.1
Sacked/Yards Lost	49/293	39/226
Gross Yards	4026	3619
Attempts/Completions	523/312	529/319
Completion Pct.	59.7%	60.3%
Had Intercepted	23	20
Punts/Average	65/41.3	86/43.8
Net Punting Avg.	65/36.7	86/38.0
Penalties/Yards	69/611	104/862
Fumbles/Ball Lost	27/14	16/9
Touchdowns	42	36
Rushing	16	9
Passing	23	21
Returns	3	6

Score by Period

	Q1	Q2	Q3	Q4	OT	Pts
Steelers	66	107	58	116	6	353
Opponents	49	98	65	100	3	315

Passing

	Att	Cmp	Yds	Cmp%	TD	Int	Long	Sack/Lost	Rating
Roethlisberger	469	280	3513	59.7%	18	23	671	46/280	75.4
Batch	53	31	492	58.5%	5	0	871	3/13	121.0
Wilson	1	1	21	100.0%	0	0	21	0/0	118.8
Steelers	523	312	4026	59.7%	23	23	871	49/293	80.2
Opponents	529	319	3619	60.3%	21	20	661	39/226	78.3

Scoring

	TD	Ru	Pa	Rt	PAT	FG	2Pt	Pts
Reed	0	0	0	0	41/41	20/27	0	101
Parker	16&	13	3	0	0/0	0/0	0	96
Ward	6	0	6	0	0/0	0/0	0	36
Miller	5	0	5	0	0/0	0/0	0	30
Washington	4	0	4	0	0/0	0/0	0	24
Holmes	3	0	2	1	0/0	0/0	0	18
Davenport	2	1	1	0	0/0	0/0	0	12
Roethlisberger	2	2	0	0	0/0	0/0	0	12
Porter	1	0	1	0	0/0	0/0	0	6
Tuman	1	0	1	0	0/0	0/0	0	6
Wallace	1	0	1	0	0/0	0/0	0	6
Wilson	1	0	1	0	0/0	0/0	0	6
Steelers	42	16	23	3	41/41	20/27	0	353
Opponents	36	9	21	6	36/36	21/27	0	315

Sacks: Porter 7.0, Haggans 6.0, Keisel 5.6, Aa. Smith 4.5, Farrior 4.0, Foote 4.0, Carter 2.0, Kirschke 2.0, Townsend 2.0, Brown 1.0, Polamalu 1.0

Steelers: 39.0, Opponents: 49.0

2-Pt. Conversions: Steelers 0-0, Opponents: 0-0

&Team Record

Rushing

	No.	Yds	Avg	Long	TD
Parker	337	1494	4.4	76	13
Davenport	60	221	3.7	48	1
Roethlisberger	32	98	3.1	20	2
Haynes	15	79	5.2	13	0
Ward	2	30	15.0	21	0
Kuhn	2	18	9.0	16	0
Batch	13	15	1.2	12	0
Wilson	2	14	7.0	14	0
Holmes	1	13	13.0	13	0
Washington	3	8	2.7	8	0
Kreider	1	5	5.0	5	0
McFadden	1	-2	-2.0	-2	0
Steelers	469	1992	4.2	76	16
Opponents	408	1412	3.5	72	9

Receiving

	No.	Yds	Avg	Long	TD
Ward	74	975	13.2	70t	6
Holmes	49	824	16.8	67t	2
Wilson	37	504	13.6	38t	1
Washington	35	624	17.8	49t	4
Miller	34	393	11.6	87t	5
Parker	31	222	7.2	25t	3
Haynes	18	95	5.3	16	0
Davenport	15	193	12.9	32	1
Kreider	8	62	7.8	15	0
Tuman	7	73	10.4	21	1
Morey	2	29	14.5	15	0
Young	1	17	17.0	17	0
Kuhn	1	15	15.0	15	0
Steelers	312	4026	12.9	87t	23
Opponents	319	3619	11.3	66t	21

Interceptions

	No.	Yds	Avg	Long	TD
Polamalu	3	51	17.0	49	0
McFadden	3	39	13.0	39	0
Porter	2	49	24.5	42t	1
An. Smith	2	40	20.0	20	0
Taylor	2	34	17.0	34	0
Townsend	2	6	3.0	6	0
Wallace	1	30	30.0	30t	1
Kriewaldt	1	12	12.0	12	0
Foote	1	11	11.0	11	0
Farrior	1	1	1.0	1	0
Haggans	1	0	0.0	0	0
Clark	1	-1	-1.0	-1	0
Steelers	20	272	13.6	49	2
Opponents	23	441	19.2	100t	3

Punting

	No.	Yds	Avg	TD	In	Lg	B	
Gardocki	65	2687	41.3	36.7	4	11	56	0
Steelers	65	2687	41.3	36.7	4	11	56	0
Opponents	86	3769	43.8	38	11	31	67	1

Punt Returns

	Ret	FC	Yds	Avg	Long	TD
Holmes	26	21	264	10.2	65t	1
Colclough	4	0	6	1.5	3	0
Wilson	2	1	4	2.0	3	0
Reid	1	0	11	11.0	11	0
Taylor	1	0	0	0.0	0	0
Steelers	34	22	285	8.4	65t	1
Opponents	38	10	219	5.8	47	0

Kickoff Returns

	No.	Yds	Avg	Long	TD
Davenport	21	448	21.3	40	0
Holmes	18	436	24.2	42	0
Morey	8	202	25.3	76	0
Taylor	4	72	18.0	23	0
Colclough	1	26	26.0	26	0
Kirschke	1	0	0.0	0	0
Reid	1	19	19.0	19	0
Wilson	1	11	11.0	11	0
Steelers	55	1214	22.1	76	0
Opponents	70	1570	22.4	92t	1

Field Goals

	1/19	20-29	30-39	40-49	50+
Reed	1/1	6/7	8/11	4/7	1/1
Steelers	1/1	6/7	8/11	4/7	1/1
Opponents	1/1	8/8	9/11	3/5	0/2

Reed: (44N) (48B, 37G, 36G) (39G, 44G) (32G, 28N) (28G) (29G, 39G) (40G, 46G, 29G) (32G, 35N) (43G) (50G, 32N, 39G) (23G, 35B, 28G) (19G, 45G, 26G) (35G)

Opponents: (26G) (31G, 32G, 42G) (28G, 33G, 22G) (25G, 52N, 32G) (19G, 41G) (32G) (20G, 32N) (44N, 23G, 35G) (37G, 40G) (27G) (40N) (50N, 37G) (26G) (34G, 39N)

# STEELERS 2005 (Won 11, Lost 5)

### Schedule

Date	W-L	Score	Opponent	Attendance
9/11	W	34-7	Tennessee	62,931
9/18	W	27-7	at Houston	70,742
9/25	L	23-20	New England	64,868
10/10	W	24-22	at San Diego	68,537
10/16	L	23-17/OT	Jacksonville	63,891
10/23	W	27-13	at Cincinnati	66,104
10/31	W	20-19	Baltimore	64,178
11/6	W	20-10	at Green Bay	70,607
11/13	W	34-21	Cleveland	63,491
11/20	L	16-13/OT	at Baltimore	70,601
11/28	L	26-7	at Indianapolis	57,442
12/4	L	38-31	Cincinnati	63,044
12/11	W	21-9	Chicago	61,237
12/18	W	18-3	at Minnesota	64,136
12/24	W	41-0	at Cleveland	73,136
1/1	W	35-21	Detroit	63,794

### Team Statistics

	Pittsburgh	Opponent
Total First Downs	297	275
Rushing	120	75
Passing	144	179
Penalty	33	21
3rd Down: Made/Att	68/192	92/232
3rd Down Pct.	35.4%	39.7%
4th Down: Made/Att	5/12	6/17
4th Down Pct.	41.7%	35.3%
Possession Avg.	31:16	28:44
Total Net Yards	5149	4544
Avg. Per Game	321.8	284.0
Total Plays	960	998
Avg. Per Play	5.4	4.6
Net Yards Rushing	2223	1376
Avg. Per Game	138.9	86.0
Total Rushes	549	402
Net Yards Passing	2926	3168
Avg. Per Game	182.9	198.0
Sacked/Yards Lost	32/178	47/312
Gross Yards	3104	3480
Attempts/Completions	379/228	549/315
Completion Pct.	60.2%	57.4%
Had Intercepted	14	15
Punts/Average	69/41.7	80/43.3
Net Punting Avg.	34.5	34.7
Penalties/Yards	99/876	120/1031
Fumbles/Ball Lost	22/9	30/15
Touchdowns	45	27
Rushing	21	10
Passing	21	15
Returns	3	2

### Score by Period

	Q1	Q2	Q3	Q4	OT	Pts
Steelers	99	121	103	66	0	389
Opponents	78	49	54	68	9	258

### Passing

	Att	Cmp	Yds	Cmp%	TD	Int	Long	Sack/Lost	Rating
Roethlisberger	268	168	2385	62.7%	17	9	85t	23/129	98.6
Maddox	71	34	406	47.9%	2	4	32	8/43	51.7
Batch	36	23	246	63.9%	1	1	43	1/6	81.5
Randle El	3	3	67	100.0%	1	0	51t	0/0	158.3
Gardocki	1	0	0	0.0%	0	0	0/0	0/0	39.6
Steelers	379	228	3104	60.2%	21	14	85t	32/178	89.4
Opponents	549	315	3480	57.4%	15	15	80t	47/312	74.0

### Scoring

	TD	Ru	Pa	Rt	PAT	FG	2Pt	Pts
Reed	0	0	0	0	45/45	24/29	0	117
Ward	11	0	11	0	0/0	0/0	0	66
Bettis	9	9	0	0	0/0	0/0	0	54
Miller	6	0	6	0	0/0	0/0	0	36
Parker	5	4	1	0	0/0	0/0	0	30
Randle El	3	0	1	2	0/0	0/0	0	18
Roethlisberger	3	3	0	0	0/0	0/0	0	18
Haynes	3	3	0	0	0/0	0/0	0	18
Morgan	2	0	2	0	0/0	0/0	0	12
Staley	1	1	0	0	0/0	0/0	0	6
Polamalu	1	0	1	0	0/0	0/0	0	6
Batch	1	1	0	0	0/0	0/0	0	6
Footo	0	0	0	0	0/0	0/0	0	2
Steelers	45	21	21	3	45/45	24/29	0	389
Opponents	27	10	15	2	24/25	24/30	0	258

Sacks: Porter 10.5, Haggans 9.0, Von Oelhoffen 3.5, Polamalu 3.0, Townsend 3.0, Foote 3.0, Keisel 3.0, Harrison 3.0, Frazier 2.0, A. Smith 2.0, McFadden 1.0, Kirschke 1.0, Carter 1.0, Frazier 1.0, Colclough 1.0

Steelers: 47.0, Opponents: 32.0

2-Pt. Conversions: Steelers 0-0, Opponents: 0-1

### Rushing

	No.	Yds	Avg	Long	TD
Parker	255	1202	4.7	80t	4
Bettis	110	368	3.3	39	9
Haynes	74	274	3.7	20	3
Staley	38	148	3.9	17	1
Randle El	12	73	6.1	43	0
Roethlisberger	31	69	2.2	13	3
Batch	11	30	2.7	15	0
Maddox	8	26	3.3	16	0
Kreider	3	21	7.0	12	0
Ward	3	10	3.3	7	0
Herron	3	2	0.7	1	0
Wilson	1	0	0.0	0	0
Steelers	549	2223	4.0	80t	21
Opponents	402	1376	3.4	36	10

### Receiving

	No.	Yds	Avg	Long	TD
Ward	69	975	14.1	85t	11
Miller	39	459	11.8	50	6
Randle El	35	558	15.9	63t	1
Wilson	26	451	17.3	46	0
Parker	18	218	12.1	48	1
Haynes	11	113	10.3	18	0
Morgan	9	150	16.7	31t	2
Kreider	7	43	6.1	9	0
Staley	6	34	5.7	9	0
Bettis	4	40	10.0	16	0
Tuman	3	57	19.0	27	0
Kranichik	1	6	6.0	6	0
Steelers	228	3104	13.6	85t	21
Opponents	315	3480	11.0	80t	15

### Interceptions

	No.	Yds	Avg	Long	TD
Hope	3	60	20.0	55	0
Polamalu	2	42	21.0	36	0
Townsend	2	26	13.0	26	0
Porter	2	9	4.5	9	0
Harrison	1	25	25.0	25	0
Colclough	1	14	14.0	14	0
Carter	1	3	3.0	3	0
Smith	1	0	0.0	0	0
McFadden	1	0	0.0	0	0
Taylor	1	0	0.0	0	0
Steelers	15	179	11.9	55	0
Opponents	14	194	13.9	41t	1

### Punting

	No.	Yds	Avg	Net	TB	In	Lg	B
Gardocki	67	2803	41.8	34.7	7	22	65	0
Roethlisberger	2	72	36.0	26	1	1	39	0
Steelers	69	2875	41.7	34.5	8	23	65	0
Opponents	80	3463	43.3	34.7	11	19	58	0

### Punt Returns

	Ret	FC	Yds	Avg	Long	TD
Randle El	44	12	448	10.2	81t	2&
Taylor	1	0	19	19.0	19	0
Iwuoma	1	0	3	3.0	3	0
Harrison	0	1	0	0.0	0	0
Steelers	46	13	470	10.2	81t	2
Opponents	37	12	336	9.1	36	0

### & Team Record

### Kickoff Returns

	No.	Yds	Avg	Long	TD
Morgan	23	583	25.3	74	0
Colclough	22	473	21.3	63	0
Taylor	3	59	19.7	24	0
Wilson	3	53	17.7	29	0
Keisel	2	23	11.5	12	0
Randle El	1	16	16.0	16	0
Kreider	1	3	3.0	3	0
Harrison	1	-2	-2.0	-2	0
Steelers	56	1208	21.6	74	0
Opponents	77	1685	21.9	94	0

### Field Goals

	1/19	20-29	30-39	40-49	50+
Reed	0/0	9/9	9/9	6/9	0/2
Steelers	0/0	9/9	9/9	6/9	0/2
Opponents	0/0	8/8	5/8	11/13	0/1

Reed: (44G, 27G) (37G, 35G) (33G, 52N, 24G)(40G) (29G, 46N) (29G, 39G) (42G, 37G) (32G, 24G, 51B) (42G, 33G, 44B) (44G, 37G) (41N)(23G) (21G, 41G, 26G) (26G, 31G)

Opponents: (47N) ( ) (5N, 48G, 35G, 43G)(34G, 32G, 41G) (23G) (30N, 26G, 39G) (22G, 43N, 40G, 49G, 47G), (40G, 31N) (47G, 25G, 44G) (29G, 48G, 44G, 28G) (30G) (29G) (20G, 32B)

## STEELERS 2004 (Won 15, Lost 1)

### Schedule

Date	W-L	Score	Opponent	Attendance
9/12	W	24-21	Oakland	60,147
9/19	L	30-13	at Baltimore	69,859
9/26	W	13-3	at Miami	72,225
10/3	W	28-17	Cincinnati	62,402
10/10	W	34-23	Cleveland	63,609
10/17	W	24-20	at Dallas	64,162
10/31	W	34-20	New England	64,737
11/7	W	27-3	Philadelphia	64,975
11/14	W	24-10	at Cleveland	73,703
11/21	W	19-14	at Cincinnati	65,780
11/28	W	16-7	Washington	63,707
12/5	W	17-16	at Jacksonville	76,877
12/12	W	17-6	N.Y. Jets	63,581
12/18	W	33-30	at N.Y. Giants	78,836
12/26	W	20-7	Baltimore	64,227
1/2	W	29-24	at Buffalo	73,414

### Team Statistics

	Pittsburgh	Opponent
Total First Downs	310	248
Rushing	134	79
Passing	147	146
Penalty	29	23
3rd Down: Made/Att	94/219	63/193
3rd Down Pct.	42.9	32.6
4th Down: Made/Att	7/12	7/13
4th Down Pct.	58.3%	53.8%
Possession Avg.	34:00	26:01
Total Net Yards	5184	4134
Avg. Per Game	324.0	258.4
Total Plays	1012	882
Avg. Per Play	5.1	4.7
Net Yards Rushing	2464	1299
Avg. Per Game	154.0	81.2
Total Rushes	618	357
Net Yards Passing	2720	2835
Avg. Per Game	170.0	177.2
Sacked/Yards Lost	36/250	41/225
Gross Yards	2970	3060
Attempts/Completions	358/228	484/269
Completion Pct.	63.7%	55.6%
Had Intercepted	13	19
Punts/Average	67/43.0	79/42.7
Net Punting Avg.	67/37.4	79/36.3
Penalties/Yards	99/837	104/875
Fumbles/Ball Lost	20/8	28/13
Touchdowns	41	26
Rushing	16	8
Passing	20	14
Returns	5	4

### Score by Period

	Q1	Q2	Q3	Q4	OT	Pts
Steelers	123	90	47	112	0	372
Opponents	79	42	66	64	0	251

### Passing

	Att	Cmp	Yds	Cmp%	TD	Int	Long	Sack/Lost	Rating
Roethlisberger	295	196	2621	66.4%	17	11	58	30/213	98.1
Maddox	60	30	329	50.0%	1	2	39	6/37	58.3
Bettis	1	1	10	100.0%	1	0	10t	0/0	147.9
Randle El	1	1	10	100.0%	1	0	10t	0/0	147.9
St. Pierre	1	0	0	0.0%	0	0	0	0/0	39.6
Steelers	358	228	2970	63.7%	20	13	58	36/250	93.2
Opponents	484	269	3060	55.6%	14	19	58t	41/225	68.0

### Scoring

	TD	Ru	Pa	Rt	PAT	FG	2Pt	Pts
Reed	0	0	0	0	40/40	28/33	0	124
Bettis	13	13	0	0	0/0	0/0	0	78
Burress	5	0	5	0	0/0	0/0	0	30
Ward	5	1	4	0	0/0	0/0	0	30
Randle El	3	0	3	0	0/0	0/0	0	18
Tuman	3	0	3	0	0/0	0/0	0	18
Haynes	2	0	2	0	0/0	0/0	0	12
Riemersma	2	0	2	0	0/0	0/0	0	12
Farrior	1	0	0	1	0/0	0/0	0	6
Harrison	1	0	0	1	0/0	0/0	0	6
Kreider	1	0	0	1	0/0	0/0	0	6
Polamalu	1	0	0	1	0/0	0/0	0	6
Roethlisberger	1	1	0	0	0/0	0/0	0	6
Staley	1	1	0	0	0/0	0/0	0	6
St. Pierre	1	0	0	1	0/0	0/0	0	6
Townsend	1	0	0	1	0/0	0/0	0	6
Steelers	41	16	20	5	40/40	28/33	0	372
Opponents	26	8	14	4	24/24	23/27	0	251

2-Pt. Conversions: Steelers: 0-1, Opponents: 1-2

Sacks: A. Smith 8.0, Porter 7.0, Haggans 6.0, Townsend 4.0, Farrior 3.0, Foote 3.0, Colclough 1.5, Harrison 1.0, Hoke 1.0, Kirschke 1.0, Polamalu 1.0, von Oelhoffen 1.0, Williams 1.0, Kriewaldt 0.5

Steelers: 41.0, Opponents: 36.0

### Rushing

	No.	Yds	Avg	Long	TD
Bettis	250	941	3.8	29	13
Staley	192	830	4.3	38	1
Haynes	55	272	4.9	18	0
Parker	32	186	5.8	58	0
Roethlisberger	56	144	2.6	20	1
Randle El	8	34	4.3	12	0
Ward	7	25	3.6	16t	1
Kreider	4	18	4.5	6	0
Maddox	9	15	1.7	10	0
Brown TM	1	2	2.0	2	0
St. Pierre	4	-3	-0.8	2	0
Steelers	618	2464	4.0	58	16
Opponents	357	1299	3.6	35	8

### Receiving

	No.	Yds	Avg	Long	TD
Ward	80	1004	12.6	58	4
Randle El	43	601	14.0	39	3
Burress	35	698	19.9	48	5
Haynes	18	142	7.9	26	2
Kreider	10	75	7.5	13	1
Mays	9	137	15.2	46	0
Tuman	9	89	9.9	26	3
Riemersma	7	82	11.7	26t	2
Staley	6	55	9.2	21	0
Bettis	6	46	7.7	20	0
Rasby LG	5	52	10.4	13	0
Parker	3	16	5.3	12	0
Cushing	1	17	17.0	17	0
Morey	1	8	8.0	8	0
Steelers	228	2970	13.0	58	20
Opponents	269	3060	11.4	58t	14

### Interceptions

	No.	Yds	Avg	Long	TD
Polamalu	5	58	11.6	26t	1
Farrior	4	113	28.3	41	1
Townsend	4	54	13.5	39t	1
Hope	1	41	41.0	41	0
Scott	1	23	23.0	23	0
Porter	1	3	3.0	3	0
Foote	1	1	1.0	1	0
Taylor	1	0	0.0	0	0
Williams	1	0	0.0	0	0
Steelers	19	293	15.4	41t	3
Opponents	13	190	14.6	51t	3

### Punting

	No.	Yds	Avg	Net	TB	In	Lg	B
Gardocki	67	2879	43.0	37.4	6	24	61	0
Steelers	67	2879	43.0	37.4	6	24	61	0
Opponents	79	3375	42.7	36.3	7	26	63	0

### Punt Returns

	Ret	FC	Yds	Avg	Long	TD
Randle El	42	13	347	8.3	60	0
Colclough	1	0	13	13.0	13	0
Haynes	1	0	5	5.0	5	0
Steelers	44	13	365	8.3	60	0
Opponents	34	8	252	7.4	33	0

### Kickoff Returns

	No.	Yds	Avg	Long	TD
Colclough	26	566	21.8	48	0
Randle El	21	527	25.1	41	0
Taylor	11	184	16.7	22	0
Cushing	3	45	15.0	20	0
Kirschke	1	13	13.0	13	0
Steelers	62	1335	21.5	48	0
Opponents	74	1595	21.6	91t	1

### Field Goals

	1/19	20-29	30-39	40-49	50+
Reed	1/1	8/9	12/13	5/8	2/2
Steelers	1/1	8/9	12/13	5/8	2/2
Opponents	0/0	7/8	11/12	5/6	0/1

Reed: (42G)(48N)(40G,44N,45N,51G)(47G,26G)(51G)(19G,29G)(33N,42G,31G)(20G,24N)(32G)(33G,36G,32G)(37G)(34G)(33G,21G,36G,28G)(23G,40G)(22G,21G,31G,37G,33G)(47G,39G)(43G,25G)(33G)(31G)(32N,20G,29G,36G,60N)(43G,41G)(22G)(44N)(37G,28N)

**STEELERS 2003 (Won 6, Lost 10)**

**Schedule**

Date	W-L	Score	Opponent	Attendance
9/7	W	34-15	Baltimore	63,157
9/14	L	41-20	at Kansas City	78,416
9/21	W	17-10	at Cincinnati	64,596
9/28	L	30-13	Tennessee	63,244
10/5	L	33-13	Cleveland	64,595
10/12	L	17-14	at Denver	75,974
10/26	L	33-21	St. Louis#	62,665
11/2	L	23-16	at Seattle	66,507
11/9	W	28-15	Arizona	59,520
11/17	L	30-14	at San Francisco	67,877
11/23	W	13-6	at Cleveland	73,658
11/30	L	24-20	Cincinnati	58,797
12/7	W	27-7	Oakland	53,079
12/14	L	6-0	at N.Y. Jets	77,900
12/21	W	40-24	San Diego	52,527
12/28	L	13-10/OT	at Baltimore	70,001

#1,000th game in Steelers History

**Team Statistics**

	Pittsburgh	Opponent
Total First Downs	275	270
Rushing	77	89
Passing	174	155
Penalty	24	26
3rd Down: Made/Att	82/227	71/209
3rd Down Pct.	36.1%	34.0%
4th Down: Made/Att	11/22	7/16
4th Down Pct.	50.0%	43.8%
Possession Avg.	30:42	29:18
Total Net Yards	4792	4783
Avg. Per Game	299.5	298.9
Total Plays	1020	968
Avg. Per Play	4.7	4.9
Net Yards Rushing	1488	1741
Avg. Per Game	93.0	108.9
Total Rushes	446	449
Net Yards Passing	3304	3042
Avg. Per Game	206.5	190.1
Sacked/Yards Lost	42/244	35/203
Gross Yards	3548	3245
Attempts/Completions	532/306	484/294
Completion Pct.	57.5%	60.7%
Had Intercepted	17	14
Punts/Average	85/41.4	91/40.6
Net Punting Avg.	36.0	32.1
Penalties/Yards	111/1005	96/709
Fumbles/Ball Lost	24/11	24/11
Touchdowns	33	38
Rushing	10	14
Passing	19	20
Returns	4	4

**Score by Period**

	Q1	Q2	Q3	Q4	OT	Pts
Steelers	50	94	93	63	0	300
Opponents	61	98	71	94	3	327

**Passing**

	Att	Cmp	Yds	Cmp%	TD	Int	Long	Sack/Lost	Rating
Maddox	519	298	3414	57.4%	18	17	53	41/242	75.3
Miller	1	1	84	100.0%	0	0	811	0/0	158.3
Batch	8	4	47	50.0%	0	0	22	1/2	68.2
Randle El	4	3	6	75.0%	0	0	9	0/0	77.1
Steelers	532	306	3548	57.5%	19	17	811	42/244	76.4
Opponents	484	294	3245	60.7%	20	14	611	35/203	82.4

**Scoring**

	TD	Ru	Pa	Rt	PAT	FG	2Pt	Pts
Reed	0	0	0	0	31/32	23/32	0	100
Ward	10	0	10	0	0/0	0/0	0	60
Bettis	7	7	0	0	0/0	0/0	1	44
Burress	4	0	4	0	0/0	0/0	0	24
Randle El	3	0	1	2	0/0	0/0	0	18
Zereoue	2	2	0	0	0/0	0/0	0	12
Bruener	1	0	1	0	0/0	0/0	0	6
Doering	1	0	1	0	0/0	0/0	0	6
Hope	1	0	1	0	0/0	0/0	0	6
Kreider	1	0	1	0	0/0	0/0	0	6
Riemersma	1	0	1	0	0/0	0/0	0	6
Scott	1	0	0	1	0/0	0/0	0	6
Townsend	1	0	0	1	0/0	0/0	0	6
Steelers	33	10	19	4	31/32	23/32	1	300
Opponents	38	14	20	4	32/35	21/24	1	327

Sacks: vonOalhoffen 8.0, Porter 5.0, Bailey 2.0, Polamalu 2.0, Smith 2.0, Alexander 1.0, Haggans 1.0, Hampton 1.0, Logan 1.0, Townsend 1.0  
Steelers: 35.0, Opponents: 42.0

2-PT. Conversions: Steelers 1-1, Opponents 1-3

**Rushing**

	No.	Yds	Avg	Long	TD
Bettis	246	811	3.3	21	7
Zereoue	132	433	3.3	22	2
Randle El	15	75	5.0	32	0
Haynes	20	63	3.2	15	0
Ward	11	61	5.5	25	0
Kreider	7	29	4.1	9	1
Maddox	13	12	0.9	6	0
Batch	1	11	11.0	11	0
Burress	1	-7	-7.0	-7	0
Steelers	446	1488	3.3	32	10
Opponents	449	1741	3.9	78t	14

**Receiving**

	No.	Yds	Avg	Long	TD
Ward	95	1163	12.2	50	10
Burress	60	860	14.3	47	4
Zereoue	40	310	7.8	29	0
Randle El	37	364	9.8	32t	1
Doering	18	240	13.3	53	1
Bettis	13	86	6.6	16	0
Tuman	12	113	9.4	23	0
Riemersma	10	138	13.8	24	1
Kreider	9	107	11.9	26	0
Haynes	7	57	8.1	13	0
Mays	2	17	8.5	9	0
Bruener	2	12	6.0	11	1
Hope	1	81	81.0	81t	1
Steelers	306	3548	11.6	81t	19
Opponents	294	3245	11.0	61t	20

**Interceptions**

	No.	Yds	Avg	Long	TD
Alexander	4	63	15.8	34	0
Scott	3	50	16.7	26t	1
Townsend	3	24	8.0	25t	1
Bell	1	61	61.0	42	0
Farrior	1	9	9.0	9	0
Washington	1	7	7.0	7	0
Gildon	1	1	1.0	1	0
Steelers	14	215	15.4	42	2
Opponents	17	386	22.7	75t	3

**Punting**

	No.	Yds	Avg	Net	TB	In	Lg	B
Miller	84	358	41.9	36	8	27	69	1
Steelers	84	358	41.9	36	8	27	69	1
Opponents	91	3694	40.6	32.1	11	23	61	0

**Punt Returns**

	Ret	FC	Yds	Avg	Long	TD
Randle El	45	12	542	12.0	84t	2&
Doering	0	0	9	0.0	9	0
Steelers	45	12	551	12.2	84t	2
Opponents	47	12	296	6.3	45	0

**& Team Record**

**Kickoff Returns**

	No.	Yds	Avg	Long	TD
Taylor	37	831	22.5	53	0
Randle El	24	466	19.4	34	0
Mays	4	79	19.8	27	0
Kreider	3	29	9.7	15	0
Steelers	68	1405	20.7	53	0
Opponents	66	1359	20.6	100t	1

**Field Goals**

	1/19	20-29	30-39	40-49	50+
Reed	0/0	9/12	6/7	7/12	1/1
Steelers	0/0	9/12	6/7	7/12	1/1
Opponents	1/1	7/7	5/5	8/9	0/2

Reed: (29G,31G)(20G,51G)(24WR,33G)(26G,23G,30CR)(30G,37G)(24G,26G)(49G,33G,21G)(23WL)(45WR)(45WR,23G,46G)

(23G,39G)(47SH,44G,48SH,40G)(43WL,20WL) (47G,40G)(42G) Opponents: (44G)(19G,22G)(47G) (47WL,20G,22G)(36G,46G,34G)(20G) (32G,22G,44G) (27G,31G)(44G)(28G,41G)(31G) (46G,52SH,51SH,47G)

## STEELERS 2002 (Won 10, Lost 5, Tied 1)

### Schedule

Date	W-L	Score	Opponent	Attendance
9/9	L	30-14	at New England	68,436
9/15	L	30-17	Oakland	62,260
9/29	W	16-13/OT	Cleveland	62,864
10/6	L	32-29	at New Orleans	67,734
10/13	W	34-7	at Cincinnati	63,900
10/21	W	28-10	Indianapolis	62,800
10/27	W	31-18	at Baltimore	69,638
11/3	W	23-20	at Cleveland	73,718
11/10	T	34-34/OT	Atlanta	62,779
11/17	L	31-23	at Tennessee	68,804
11/24	W	29-21	Cincinnati	60,473
12/1	W	25-23	at Jacksonville	55,260
12/8	L	24-6	Houston	58,551
12/15	W	30-14	Carolina	58,586
12/23	W	17-7	at Tampa Bay	65,684
12/29	W	34-31	Baltimore	61,961

### Team Statistics

	Pittsburgh	Opponent
Total First Downs	343	279
Rushing	119	77
Passing	200	178
Penalty	24	24
3rd Down: Made/Att	94/223	98/225
3rd Down Pct.	42.2%	43.6%
4th Down: Made/Att	14/23	7/13
4th Down Pct.	60.9%	53.8%
Possession Avg.	32.47	27.13
Total Net Yards	5952	4835
Avg. Per Game	372.0	302.2
Total Plays	1097	982
Avg. Per Play	5.4	4.9
Net Yards Rushing	2120	1375
Avg. Per Game	132.5	85.9
Total Rushes	512	359
Net Yards Passing	3832	3460
Avg. Per Game	239.5	216.3
Sacked/Yards Lost	34/204	50/313
Gross Yards	4036	3773
Attempts/Completions	551/350	573/336
Completion Pct.	63.5%	58.6%
Had Intercepted	22	19
Punts/Average	63/41.0	77/40.3
Net Punting Avg.	33.2	35.0
Penalties/Yards	90/712	106/927
Fumbles/Ball Lost	26/14	22/17
Touchdowns	43	41
Rushing	15	16
Passing	26	19
Returns	2	6

### Score by Period

	Q1	Q2	Q3	Q4	OT	Pts
Steelers	113	124	61	89	3	390
Opponents	79	73	86	107	0	345

### Passing

	Att	Cmp	Yds	Cmp%	TD	Int	Long	Sack/Lost	Rating
Maddox	377	234	2836	62.1%	20	16	72t	26/148	85.2
Stewart	166	109	1155	65.7%	6	6	64t	7/46	82.8
Randle El	8	7	45	87.5%	0	0	25	1/10	90.1
Steelers	551	350	4036	63.5%	26	22	72t	34/204	84.6
Opponents	573	336	3773	58.6%	19	19	64	50/313	75.6

### Scoring

	TD	Ru	Pa	RT	PAT	FG	2Pt	Pts
Ward	12	0	12	0	0/0	0	38	78
Peterson	0	0	0	0	25/26	12/21	0	61
Reed	0	0	0	0	10/11	17/19	0	61
Bettis	9	9	0	0	0/0	0/0	0	54
Burress	7	0	7	0	0/0	0/0	1	44
Zereoue	4	4	0	0	0/0	0/0	0	24
Randle El	3	0	2	1	0/0	0/0	0	18
Mathis	2	0	2	0	0/0	0/0	0	12
Stewart	2	2	0	0	0/0	0/0	0	12
Kreider	1	0	1	0	0/0	0/0	1	8
Tuman	1	0	1	0	0/0	0/0	0	6
Scott	1	0	1	0	0/0	0/0	0	6
Bruener	1	0	1	0	0/0	0/0	0	6
Steelers	43	15	26	2	35/37	29/40	5	390
Opponents	41	16	19	6	37/38	20/26	0	345

Sacks: Porter 9.0, Gildon 9.0, Haggans 6.5, Smith 5.5, Bailey 5.5, Bell 4.0, Flowers 4.0, von Oelhoffen 3.0, Hampton 2.0, Alexander 1.0, Logan 0.5, Steelers: 50.0, Opponents: 34.0

2-PT. Conversions: Steelers 5-6, Opponents 1-3  
& Team Record

### Rushing

	No.	Yds	Avg	Long	TD
Zereoue	193	762	3.9	42	4
Bettis	187	666	3.6	41t	9
Stewart	43	191	4.4	28t	2
Ward	12	142	11.8	39	0
Randle El	19	134	7.1	24	0
Fuamatu-Ma'afala	23	115	5.0	17	0
Haynes	10	51	5.1	20	0
Maddox	19	43	2.3	21	0
Kreider	6	16	2.7	5	0
Steelers	512	2120	4.1	42	15
Opponents	359	1375	3.8	59t	16

### Receiving

	No.	Yds	Avg	Long	TD
Ward	112	1329	11.9	72t	12
Burress	78	1325	17.0	62t	7
Randle El	47	489	10.4	36	2
Zereoue	42	341	8.1	54	0
Mathis	23	218	9.5	22	2
Kreider	18	122	6.8	15	1
Bruener	13	66	5.1	10	1
Bettis	7	57	8.1	15	0
Tuman	4	63	15.8	27	1
Haynes	3	10	3.3	7	0
Fuamatu-Ma'afala	2	12	6.0	6	0
Cushing	1	4	4.0	4	0
Steelers	350	4036	11.5	72t	26
Opponents	336	3773	11.2	64	19

### Interceptions

	No.	Yds	Avg	Long	TD
Porter	4	153	38.3	84	0
Alexander	4	37	9.3	25	0
Washington	3	51	17.0	28	0
Townsend	3	3	1.0	2	0
Flowers	2	31	15.5	25	0
Scott	2	30	15.0	30t	1
Logan	1	46	46.0	46	0
Steelers	19	351	18.5	84	1
Opponents	22	421	19.1	70t	2

### Punting

	No.	Yds	Avg	Net	TB	In	Lg	B
Miller	55	2267	41.2	33.1	5	14	62	1
Rouen	7	316	45.1	38.7	1	1	55	0
Steelers	62	2583	41.6	33.2	6	15	62	1
Opponents	77	3102	40.3	35.0	6	17	63	1

### Punt Returns

	Ret	FC	Yds	Avg	Long	TD
Randle El	42	13	347	8.3	60	0
Colclough	1	0	13	13.0	13	0
Haynes	1	0	5	5.0	5	0
Steelers	44	13	365	8.3	60	0
Opponents	34	8	252	7.4	33	0

### Kickoff Returns

	No.	Yds	Avg	Long	TD
Randle El	32	733	22.9	99t	1
Mays	32	671	21.0	35	0
Poteat	5	103	20.6	25	0
Kreider	1	18	18.0	18	0
Bailey	1	12	12.0	12	0
Allred	1	7	7.0	7	0
Steelers	72	1544	21.4	99t	1
Opponents	78	1671	21.4	96t	1

### Field Goals

	1/19	20-29	30-39	40-49	50+
T. Peterson	1/1	2/3	6/10	3/7	0/0
J. Reed	0/0	5/5	5/5	6/7	1/2
Steelers	1/1	7/8	11/15	9/14	1/2
Opponents	0/0	7/7	2/3	11/15	0/1

Peterson:(39N)(46G)(19G,27G,24B,31G)(34G,32WL,30G)(48SH)(34G)(43G,41WR,28G,42G)(34G,40RU,34G,48B)(31WR,37WR)  
 Reed:(33G,51SH,43G,45G)(25G,29G,30G,46G,33G,50G)(40G,31G,43SH)(36G,41G,23G)(26G)(23G,48G)  
 Opponents:(45G,28G,27G)(41G,45G,46WL,27G)(28G,28G,45SH)(40G,48G,31G,48G)(46SH)(48SH,41G)(28G)(36G,40G,56B)(39WR,43G)(43G)



## STEELERS 2001 (Won 13, Lost 3)

### Schedule

Date	W-L	Score	Opponent	Attendance
9/9	L	21-3	at Jacksonville	63,785
9/30	W	20-3	at Buffalo	72,874
10/7	W	16-7	Cincinnati	62,335
10/14	W	20-17	at Kansas City	78,413
10/21	W	17-10	at Tampa Bay	65,588
10/29	W	34-7	Tennessee	63,763
11/4	L	13-10	Baltimore	62,906
11/11	W	15-12/OT	at Cleveland	73,218
11/18	W	20-7	Jacksonville	62,644
11/25	W	34-24	at Tennessee	68,801
12/2	W	21-16	Minnesota	62,661
12/9	W	18-7	N.Y. Jets	62,884
12/16	W	26-21	at Baltimore	69,506
12/23	W	47-14	Detroit	62,809
12/30	L	26-23/OT	at Cincinnati	63,751
1/6	W	28-7	Cleveland	59,189

### Team Statistics

	Pittsburgh	Opponent
Total First Downs	314	254
Rushing	148	70
Passing	150	160
Penalty	16	24
3rd Down: Made/Att	106/232	68/199
3rd Down Pct.	45.7%	34.2%
4th Down: Made/Att	6/12	4/17
4th Down Pct.	50.0%	23.5%
Possession Avg.	34:10	25:50
Total Net Yards	5887	4137
Avg. Per Game	367.9	258.6
Total Plays	1065	919
Avg. Per Play	5.5	4.5
Net Yards Rushing	2774	1195
Avg. Per Game	173.4	74.7
Total Rushes	580	339
Net Yards Passing	3113	2942
Avg. Per Game	194.6	183.9
Sacked/Yards Lost	31/182	55/367
Gross Yards	3295	3309
Attempts/Completions	454/274	525/295
Completion Pct.	60.4%	56.2%
Had Intercepted	12	16
Punts/Average	63/41.4	87/42.3
Net Punting Avg.	63/34.6	87/36.3
Penalties/Yards	86/737	71/585
Fumbles/Ball Lost	28/9	27/12
Touchdowns	38	26
Rushing	17	5
Passing	16	19
Returns	5	2

### Score by Period

	Q1	Q2	Q3	Q4	OT	Pts
Steelers	60	108	102	79	3	352
Opponents	33	81	13	82	3	212

### Passing

	Att	Cmp	Yds	Cmp%	TD	Int	Long	Sack/Lost	Rating
Stewart	442	266	3109	60.2%	14	11	90t	20/175	81.7
Maddox	9	7	154	77.8%	1	1	57	1/4	116.2
Bettis	2	1	32	50.0%	1	0	32t	0/0	135.4
Ward	1	0	0	0.0%	0	0	0	1/3	39.6
Steelers	454	274	3295	60.4%	16	12	90t	31/182	83.4
Opponents	525	295	3309	56.2%	19	16	80t	55/367	74.5

### Scoring

	TD	R	Pa	Rt	PAT	FG	2Pt	Pts
Brown	0	0	0	0	34/37	30/44	0	124
Burress	6	0	6	0	0/0	0/0	0	36
Stewart	5	5	0	0	0/0	0/0	0	30
Bettis	4	4	0	0	0/0	0/0	0	24
Fuamatu-Ma'aafala	4	3	1	0	0/0	0/0	0	24
Ward	4	0	4	0	0/0	0/0	0	24
Edwards	2	1	0	1	0/0	0/0	0	12
Scott	2	0	0	2	0/0	0/0	0	12
Shaw	2	0	2	0	0/0	0/0	0	12
Zereoue	2	1	1	0	0/0	0/0	0	12
Bowers	1	1	0	0	0/0	0/0	0	6
Cushing	1	0	1	0	0/0	0/0	0	6
Gildon	1	0	1	0	0/0	0/0	0	6
Kreider	1	1	0	0	0/0	0/0	0	6
Maddox	1	1	0	0	0/0	0/0	0	6
Tuman	1	0	1	0	0/0	0/0	0	6
Washington	1	0	0	1	0/0	0/0	0	6
Steelers	38	17	16	5	34/37	30/44	0	352
Opponents	26	5	19	2	23/24	9/20	2	212

2-Pt. Conversions: Steelers 0-1, Opponents 1-2

Sacks: Gildon 12.0, Bell 9.0, Porter 9.0, A. Smith 8.0, von Delhoffen 4.0, Alexander 2.0, Bailey 2.0, Holmes 2.0, Logan 2.0, Townsend 2.0, Flowers 1.0, Hampton 1.0, Washington 1.0

Steelers: 55.0, Opponents: 31.0

### Rushing

	No.	Yds	Avg	Long	TD
Bettis	225	1072	4.8	48	4
Stewart	96	537	5.6	48t	5
Fuamatu-Ma'aafala	120	453	3.8	46	3
Zereoue	85	441	5.2	32	1
Bowers	18	84	4.7	21t	1
Ward	10	83	8.3	36	0
Kreider	7	29	4.1	12	1
Edwards	5	28	5.6	12t	1
Witman	5	24	4.8	14	0
Maddox	6	9	1.5	8	1
Martin	1	8	8.0	8	0
Steelers	578	2768	4.8	48t	17
Opponents	339	1195	3.5	36	5

### Receiving

	No.	Yds	Avg	Long	TD
Ward	94	1003	10.7	34	4
Burress	66	1008	15.3	43	6
Shaw	24	409	17.0	90t	2
Edwards	19	283	14.9	57	0
Fuamatu-Ma'aafala	16	127	7.9	54	1
Zereoue	13	154	11.8	62	1
Bruener	12	98	8.2	21	0
Bettis	8	48	6.0	16	0
Tuman	7	96	13.7	32t	1
Witman	6	32	5.3	12	0
Cushing	5	24	4.8	9	1
Kreider	2	5	2.5	5	0
Blackwell	1	9	8.0	8	0
Bowers	1	0	0.0	0	0
Steelers	274	3295	12.0	90t	16
Opponents	295	3309	11.2	80t	19

### Interceptions

	No.	Yds	Avg	Long	TD
Scott	5	204	40.8	62	2
Alexander	4	39	9.8	22	0
Townsend	2	7	3.5	7	0
Logan	2	2	1.0	2	0
Washington	1	15	15.0	15	0
Clancy	1	3	3.0	3	0
Gildon	1	0	0.0	0	0
Steelers	16	270	16.9	62	2
Opponents	12	101	8.4	39	0

### Punting

	No.	Yds	Avg	Net	TB	In	Lg	B
Miller	59	2505	42.5	34.9	5	23	64	1
K. Brown	3	106	35.3	27.3	0	0	46	0
Steelers	62	2611	42.1	34.6	5	23	64	1
Opponents	87	3677	42.3	36.3	5	28	57	0

### Punt Returns

	Ret	FC	Yds	Avg	Long	TD
Poteat	36	14	292	8.1	39	0
Edwards	10	0	83	8.3	28	0
Shaw	4	1	45	11.3	23	0
Steelers	50	15	420	8.4	39	0
Opponents	28	14	334	11.9	62	0

### Kickoff Returns

	No.	Yds	Avg	Long	TD
Edwards	20	462	23.1	81	0
Poteat	16	250	15.6	30	0
Jackson	6	125	20.8	25	0
Blackwell	2	36	18.0	20	0
Logan	1	9	9.0	9	0
Shaw	1	2	2.0	2	0
Steelers	46	884	19.2	81	0
Opponents	73	1561	21.4	95t	1

### Field Goals

	1/19	20-29	30-39	40-49	50+
K. Brown	0/0	7/7	15/20	6/15	2/2
Steelers	0/0	7/7	15/20	6/15	2/2
Opponents	0/0	3/5	4/6	2/7	0/2

Brown: (41G)(33N,30G,52G)(26G,42G,48G)(42G,55G)(35G)(48N,42G,27G)(38G,41N,33N,48N,35N)(31G,27G,37G,37G,45N,32G)(48G,28G)(39G,47N,37G)(40N)(26G,35G,40N,44N,38G,20G)(22G,33G,22N)(48N,37G,38N,31G)(38G)

Opponents: (22N)(49N,23G)(51N)(31G)(48N)(25G,39G)(40G)(47N)(49G)(25G,38N)(51N)(48N)(48N)(32N,28N,34G,31G)

STEELERS 2000 (Won 9, Lost 7)

Schedule

Date	W-L	Score	Opponent	Attendance
9/3	L	16-0	Baltimore	55,049
9/17	L	23-20	at Cleveland	73,018
9/24	L	23-20	Tennessee	51,769
10/1	W	24-13	at Jacksonville	64,351
10/8	W	20-3	at N.Y. Jets	78,441
10/15	W	15-0	Cincinnati	54,328
10/22	W	22-0	Cleveland	57,659
10/29	W	9-6	at Baltimore	69,405
11/5	L	9-7	at Tennessee	68,498
11/12	L	26-23/OT	Philadelphia	56,702
11/19	L	34-24	Jacksonville	50,925
11/26	W	48-28	at Cincinnati	63,925
12/3	W	21-20	Oakland	55,811
12/10	L	30-10	at N.Y. Giants	78,164
12/16	W	24-3	Washington	58,183
12/24	W	34-21	at San Diego	50,809

Team Statistics

	Pittsburgh	Opponent
Total First Downs	283	252
Rushing	124	82
Passing	128	153
Penalty	31	17
3rd Down: Made/Att	86/229	78/222
3rd Down Pct.	37.6%	35.1%
4th Down: Made/Att	5/10	8/17
4th Down Pct.	50.0%	47.1%
Possession Avg.	31:27	28:33
Total Net Yards	4766	4713
Avg. Per Game	297.6	294.6
Total Plays	1009	985
Avg. Per Play	4.7	4.8
Net Yards Rushing	2248	1693
Avg. Per Game	140.5	105.8
Total Rushes	527	425
Net Yards Passing	2518	3020
Avg. Per Game	157.4	188.8
Sacked/Yards Lost	43/220	39/229
Gross Yards	2738	3249
Attempts/Completions	439/217	521/280
Completion Pct.	49.4%	53.7%
Had Intercepted	10	17
Punts/Average	91/43.3	84/43.3
Net Punting Avg.	91/37.5	84/35.5
Penalties/Yards	81/667	105/876
Fumbles/Ball Lost	24/11	25/18
Touchdowns	35	24
Rushing	19	9
Passing	12	13
Returns	4	2

Score by Period

	Q1	Q2	Q3	Q4	OT	Pts
Steelers	58	99	67	97	0	321
Opponents	67	76	50	59	3	255

Passing

	Att	Cmp	Yds	Cmp%	TD	Int	Long	Sack/Lost	Rating
Stewart	289	151	1860	52.2%	11	8	45t	30/150	73.6
Graham	148	66	878	44.6%	1	1	77t	13/70	63.4
Bettis	2	0	0	0.0%	0	1	0	0/0	0.0
Steelers	439	217	2738	49.4%	12	10	77t	43/220	68.9
Opponents	521	280	3249	53.7%	13	17	79	39/229	67.6

Scoring

	TD	Ru	Pa	Rt	PAT	FG	2Pt	Pts
Brown	0	0	0	0	32/33	25/30	0	107
Bettis	8	8	0	0	0/0	0/0	0	48
Stewart	7	7	0	0	0/0	0/0	0	42
Shaw	4	0	4	0	0/0	0/0	0	24
Ward	4	0	4	0	0/0	0/0	0	24
Huntley	3	3	0	0	0/0	0/0	1	20
Bruener	3	0	3	0	0/0	0/0	0	18
Porter	1	0	0	1	0/0	0/0	0	8
Blackwell	1	0	0	1	0/0	0/0	0	6
Fuamatu-Ma'afala	1	1	0	0	0/0	0/0	0	6
Gildon	1	0	0	1	0/0	0/0	0	6
Hawkins	1	0	1	0	0/0	0/0	0	6
Poteat	1	0	0	1	0/0	0/0	0	6
Steelers	35	19	12	4	32/33	25/30	1	321
Opponents	24	9	13	2	24/24	29/34	0	255

Sacks: Gildon 13.5, Porter 10.5, A. Smith 4.0, Townsend 3.5, Alexander 1.5, Battles 1.0, Flowers 1.0, Holmes 1.0, von Oelhoffen 1.0, Vrabel 1.0  
Steelers: 39.0, Opponents: 43.0

2-Pt. Conversions: Steelers 1-2, Opponents 0-0

Rushing

	No.	Yds	Avg	Long	TD
Bettis	355	1341	3.8	30	8
Stewart	78	436	5.6	45t	7
Huntley	46	215	4.7	30t	3
Fuamatu-Ma'afala	21	149	7.1	23	1
Ward	4	53	13.3	23	0
Kreider	2	24	12.0	22	0
Zereoue	6	14	2.3	11	0
Graham	8	7	0.9	7	0
Witman	3	5	1.7	2	0
Edwards	3	4	1.3	15	0
Miller	1	0	0.0	0	0
Steelers	527	2248	4.3	45t	19
Opponents	425	1693	4.0	46	9

Receiving

	No.	Yds	Avg	Long	TD
Ward	48	672	14.0	77t	4
Shaw	40	672	16.8	45t	4
Burress	22	273	12.4	39	0
Hawkins	19	238	12.5	33	1
Edwards	18	215	11.9	27	0
Bruener	17	192	11.3	30t	3
Bettis	13	97	7.5	25	0
Fuamatu-Ma'afala	11	107	9.7	25	0
Huntley	10	91	9.1	19	0
Kreider	5	42	8.4	14	0
Witman	5	33	6.6	11	0
Cushing	4	17	4.3	5	0
Geason	3	66	22.0	36	0
Blackwell	2	23	11.5	14	0
Steelers	217	2738	12.6	77t	12
Opponents	280	3249	11.6	79	13

Interceptions

	No.	Yds	Avg	Long	TD
Washington	5	59	11.8	31	0
Scott	5	49	9.8	33	0
Alexander	3	31	10.3	15	0
Codie	1	14	14.0	14	0
Kirkland	1	1	1.0	1	0
Flowers	1	0	0.0	0	0
Porter	1	0	0.0	0	0
Steelers	17	154	9.1	33	0
Opponents	10	150	15.0	63t	2

Punting

	No.	Yds	Avg	Net	TB	In	Lg	B
Miller	90	3944t	43.8	37.5	8	34	67	1
Steelers	90	3944t	43.8	37.5	8	34	67	1
Opponents	84	3641	43.3	35.5	8	29	65	0

&Team Record

Punt Returns

	Ret	FC	Yds	Avg	Long	TD
Poteat	36	7	467	13.0	54	1
Hawkins	4	11	15	3.8	9	0
Shaw	2	1	17	8.5	10	0
Edwards	0	1	0	-	-	0
Steelers	42	20	499	11.9	54	1
Opponents	44	14	371	8.4	27	0

Kickoff Returns

	No.	Yds	Avg	Long	TD
Poteat	24	465	19.4	31	0
Edwards	15	298	19.9	37	0
Blackwell	10	281	28.1	98t	1
Ward	7	186	26.6	57	0
Kreider	1	0	0.0	0	0
Tuman	1	-1	-1.0	-1	0
Steelers	58	1221	21.1	98t	1
Opponents	69	1496	21.7	62	0

Field Goals

	1/19	20-29	30-39	40-49	50+
K. Brown	1/1	8/8	9/10	6/9	1/2
Steelers	1/1	8/8	9/10	6/9	1/2
Opponents	2/2	9/11	6/7	11/13	1/1

Brown: (45N) (41G, 31G) (32G, 32G, 50N) (19G) (43G, 29G) (36G, 28G) (44G, 20G, 31G, 26G, 33G) (24G) (38G, 52G, 40G) (40G, 42N) (44G, 28G) (32G, 36N, 44N) (28G) (32G, 28G)  
Opponents: (23G, 26G, 33G) (23G, 28G, 19G) (24G, 40G, 40G) (19G, 48G) (29B, 40G) (42N) (51G, 49G) (21G, 24N, 31G, 29G) (26G, 45G, 38N, 42G, 42G) (36G, 33G) (40G, 42G, 44N) (38G, 40G, 21G) (32G)

## STEELERS 1999 (Won 6, Lost 10)

### Schedule

Date	W-L	Score	Opponent	Attendance
9/12	W	43-0	at Cleveland	73,138
9/19	W	23-20	at Baltimore	68,965
9/26	L	29-10	Seattle	57,881
10/3	L	17-3	Jacksonville	57,308
10/10	L	24-21	at Buffalo	71,038
10/17	W	17-3	at Cincinnati	59,669
10/25	W	13-9	Atlanta	58,141
11/7	W	27-6	at San Francisco	68,657
11/14	L	16-15	Cleveland	58,213
11/21	L	16-10	at Tennessee	66,619
11/28	L	27-20	Cincinnati	50,907
12/2	L	20-6	at Jacksonville	68,806
12/12	L	31-24	Baltimore	46,715
12/18	L	35-19	at Kansas City	78,697
12/26	W	30-20	Carolina	39,428
1/2	L	47-36	Tennessee	48,025

### Team Statistics

	Pittsburgh	Opponent
Total First Downs	295	260
Rushing	111	92
Passing	159	142
Penalty	25	26
3rd Down: Made/Att	90/234	64/203
3rd Down Pct.	38.5%	31.5%
4th Down: Made/Att	7/24	8/16
4th Down Pct.	29.2%	50.0%
Possession Avg.	31:28	28:32
Total Net Yards	4874	4884
Avg. Per Game	304.6	305.3
Total Plays	1067	953
Avg. Per Play	4.6	5.1
Net Yards Rushing	1991	1958
Avg. Per Game	124.4	133.4
Total Rushes	495	451
Net Yards Passing	2883	2926
Avg. Per Game	180.2	182.9
Sacked/Yards Lost	37/235	39/241
Gross Yards	3118	3167
Attempts/Completions	535/301	463/245
Completion Pct.	56.3%	52.9%
Had Intercepted	18	14
Punts/Average	84/45.2	92/40.6
Net Punting Avg.	91/27.5	84/35.5
Penalties/Yards	119/945	101/813
Fumbles/Ball Lost	19/7	29/14
Touchdowns	35	36
Rushing	14	10
Passing	19	20
Returns	2	6

### Score by Period

	Q1	Q2	Q3	Q4	OT	Pts
Steelers	102	72	60	83	0	317
Opponents	100	102	59	59	0	320

### Passing

	Att	Cmp	Yds	Cmp%	TD	Int	Long	Sack/Lost	Rating
Stewart	275	160	1464	58.2%	6	10	42	22/131	64.9
Tomczak	258	139	1625	53.9%	12	8	49	15/104	75.8
Bettis	1	1	21	100.0%	0	1	21	0/0	158.3
Gonzalez	1	1	8	100.0%	0	0	9	0/0	100.0
Steelers	535	301	3118	56.3%	19	18	49	37/235	71.1
Opponents	463	245	3167	52.9%	20	14	88	40/247	76.5

### Scoring

	TD	Ru	Pa	RT	PAT	FG	2Pt	Pts
Brown	0	0	0	0	30/31	25/29	0	105
Huntley	8	5	3	0	0/0	0/0	0	48
Ward	7	7	0	0	0/0	0/0	1	44
Bettis	7	7	0	0	0/0	0/0	0	44
Edwards	5	0	5	0	0/0	0/0	0	30
Shaw	3	3	0	0	0/0	0/0	0	18
Stewart	3	2	1	0	0/0	0/0	0	18
Davis	1	0	0	1	0/0	0/0	0	6
Porter	1	0	0	1	0/0	0/0	0	6
Steelers	35	14	19	2	30/31	25/29	1	317
Opponents	36	10	20	6	34/35	20/26	5	320

Sacks: Gidon 8.5, Emmons 6.0, Flowers 5.0, Roye 4.5, Oldham 3.0, Steed 3.0, Kirkland 2.0, Porter 2.0, Vrabel 2.0, L. Brown 1.0, Henry 1.0, Shields 1.0

Steelers: 39.0, Opponents: 37.0

2-Plt. Conversions: Steelers 1-4, Opponents 0-1

### Rushing

	No.	Yds	Avg	Long	TD
Bettis	299	1091	3.6	35	7
Huntley	93	567	6.1	52	5
Stewart	56	258	4.6	21	2
Zereoue	18	48	2.7	8	0
Tomczak	16	19	1.2	17	0
Witman	6	18	3.0	7	0
Fuamatu-Ma'afala	1	4	4.0	4	0
Ward	2	-2	-1.0	3	0
Gonzalez	2	-3	-1.5	-1	0
Miller	2	-9	-4.5	0	0
Steelers	495	1991	4.0	52	14
Opponents	451	1958	4.3	82	10

### Receiving

	No.	Yds	Avg	Long	TD
Edwards	61	714	11.7	41	5
Ward	61	638	10.5	42	7
Hawkins	30	285	9.5	23	0
Shaw	28	387	13.8	49	3
Huntley	27	253	9.4	25	3
Bettis	21	110	5.2	17	0
Blackwell	20	186	9.3	26	0
Bruener	18	176	9.8	29	0
Witman	12	106	8.8	38	0
Stewart	9	113	12.6	28	1
Lyons	8	81	10.1	25	0
Cline	4	45	11.3	30	0
Cushing	2	29	14.5	22	0
Johnson	2	23	11.5	18	0
Zereoue	2	17	8.5	14	0
Steelers	301	3118	10.4	49	19
Opponents	245	3167	12.9	88	20

### Interceptions

	No.	Yds	Avg	Long	TD
Shields	4	75	18.8	25	0
Washington	4	1	0.3	1	0
Kirkland	1	23	23.0	23	0
Emmons	1	22	22.0	22	0
Scott	1	16	16.0	16	0
Oldham	1	9	9.0	9	0
Roye	1	2	2.0	2	0
Davis	1	1	1.0	1	0
Steelers	14	149	10.6	25	0
Opponents	18	304	16.9	58	3

### Punting

	No.	Yds	Avg	Net	TB	In	Lg	B
Miller	84	3795	45.2	38.1	10	27	75	0
Steelers	84	3795	45.2	38.1	10	27	75	0
Opponents	92	3737	40.6	34.3	10	32	78	0

### Punt Returns

	Ret	FC	Yds	Avg	Long	TD
Edwards	25	4	234	9.4	48	0
Hawkins	11	6	49	4.5	14	0
Shaw	4	3	53	13.3	17	0
Blackwell	1	1	39	39.0	39	0
Ward	1	0	2	2.0	2	0
Steelers	42	14	377	9.0	48	0
Opponents	39	13	392	10.1	94	1

### Kickoff Returns

	No.	Yds	Avg	Long	TD
Huntley	15	336	22.4	41	0
Blackwell	14	282	20.1	37	0
Edwards	13	234	18.0	44	0
Zereoue	7	169	24.1	35	0
Lyons	3	42	14.0	17	0
Cline LG	2	8	4.0	8	0
Cline TM	2	8	4.0	8	0
Fuamatu-Ma'afala	1	9	9.0	9	0
Vrabel	1	6	6.0	6	0
Ward	1	24	24.0	24	0
Steelers	57	1,110	19.5	44	0
Opponents	67	1,209	18.0	75	0

### Field Goals

	1/19	20-29	30-39	40-49	50+
K. Brown	2/2	5/5	9/10	8/11	1/1
Steelers	2/2	5/5	9/10	8/11	1/1
Opponents	2/2	8/9	4/6	5/8	1/1

K. Brown: (19G,28G,19G)(32G,28G,36G)(33G)(48G)(48G)(51G,25G)(28G,38G,31N)(41G,32G,47G)(44N,24G)(35G,33G)(40G,38G)(31G,46N)(42G,49B,47G)(46G)

Opponents: (45G,28G)(45G,51G,41G,26G,30N,38G)(27G,41G)(29G,36N)(37G,41N)(47N)(19G, 20G,49N)(39G)(29G)



## STEELERS 1997 (Won 11, Lost 5)

### Schedule

Date	W-L	Score	Opponent	Attendance
8/31	L	37-7	Dallas	60,296
9/7	W	14-13	Washington	58,059
9/22	L	30-21	at Jacksonville	73,016
9/28	W	37-24	Tennessee	57,507
10/5	W	42-34	at Baltimore	64,421
10/12	W	24-22	Indianapolis	57,925
10/19	W	26-10	at Cincinnati	60,020
10/26	W	23-17/OT	Jacksonville	57,011
11/3	L	13-10	at Kansas City	78,301
11/9	W	37-0	Baltimore	56,669
11/16	W	20-3	Cincinnati	55,226
11/23	L	23-20	at Philadelphia	67,166
11/30	W	26-20/OT	at Arizona	65,341
12/7	W	35-24	Denver	59,739
12/13	W	24-21/OT	at New England	60,013
12/21	L	16-6	at Tennessee	50,677

### Team Statistics

	Pittsburgh	Opponent
Total First Downs	326	285
Rushing	154	82
Passing	157	177
Penalty	15	26
3rd Down: Made/Att	98/216	102/228
3rd Down Pct.	44.7%	44.7%
4th Down: Made/Att	11/18	7/13
4th Down Pct.	61.1%	53.8%
Possession Avg.	32:05	27:55
Total Net Yards	5542	4705
Avg. Per Game	346.4	294.1
Total Plays	1058	1005
Avg. Per Play	5.2	4.7
Net Yards Rushing	2479	1318
Avg. Per Game	154.9	82.4
Total Rushes	572	403
Net Yards Passing	3063	3387
Avg. Per Game	191.4	211.7
Sacked/Yards Lost	20/152	48/294
Gross Yards	3215	3681
Attempts/Completions	466/253	554/295
Completion Pct.	54.3%	53.2%
Had Intercepted	19	20
Punts/Average	64/42.6	66/42.5
Net Punting Avg.	64/35.0	66/37.9
Penalties/Yards	95/881	90/708
Fumbles/Ball Lost	25/14	26/14
Touchdowns	44	31
Rushing	19	5
Passing	22	24
Returns	3	2

### Score by Period

	Q1	Q2	Q3	Q4	OT	Pts
Steelers	67	98	86	106	15	372
Opponents	69	106	65	67	0	307

### Passing

	Att	Cmp	Yds	Cmp%	TD	Int	Long	Sack/Lost	Rating
Stewart	440	236	3020	53.6%	21	17	69t	20/152	75.2
Tomczak	24	16	185	66.7%	1	2	28t	0/0	68.9
Quinn	2	1	10	50.0%	0	0	10	0/0	64.6
Steelers	466	253	3215	54.3%	22	19	69t	20/152	74.8
Opponents	554	295	3681	53.2%	24	20	55	48/294	73.5

### Scoring

	TD	Ru	Pa	Rt	PAT	FG	2Pt	Pts
N. Johnson	0	0	0	0	40/40	22/25	0	106
Stewart	11	11	0	0	0/0	0	0	66
Bettis	9	7	2	0	0/0	0	0	54
Thigpen	7	0	7	0	0/0	0/0	1	44
Bruener	6	0	6	0	0/0	0	0	36
Hawkins	3	0	3	0	0/0	0/0	0	18
Blackwell	2	0	1	0	0/0	0	0	12
C. Johnson	2	0	2	0	0/0	0/0	0	12
Jones	2	1	1	0	0/0	0/0	0	12
Gildon	1	0	0	1	0/0	0/0	0	6
Lake	1	0	0	1	0/0	0/0	0	6
Steelers	44	19	22	3	40/40	22/25	1	372
Opponents	31	5	24	2	28/28	29/35	1	307

Sacks: Lake 6.0, Gildon 5.0, Kirkland 5.0, Henry 4.5, Conley 4.0, Harrison 4.0, Holmes 4.0, Oldham 4.0, Lloyd 3.5, Bell 1.5, Vrabel 1.5, Fuller 1.0, Gibson 1.0, Perry 1.0, Roye 1.0, Stead 1.0

Steelers: 48.0, Opponents: 20.0

2-Pt. Conversions: Steelers 1-2, Opponents 2-3

### Rushing

	No.	Yds	Avg	Long	TD
Bettis	375	1665	4.4	34	7
Stewart	88	476	5.4	74t	11
Jones	72	235	3.3	32	1
McAfee	13	41	3.2	9	0
Hawkins	5	17	3.4	11	0
Blackwell	2	14	7.0	11	0
Tomczak	7	13	1.9	17	0
Witman	5	11	2.2	4	0
Lester	2	9	4.5	6	0
Thigpen	1	3	3.0	3	0
Marsh	1	2	2.0	2	0
Miller	1	-7	-7.0	-7	0
Steelers	572	2479	4.3	74t	19
Opponents	403	1318	3.3	47	5

### Receiving

	No.	Yds	Avg	Long	TD
Thigpen	79	1398	17.7	69t	7
C. Johnson	46	568	12.3	49	2
Hawkins	45	555	12.3	44t	3
Bruener	18	117	6.5	18t	6
Jones	16	96	6.0	25	1
Bettis	15	110	7.3	19t	2
Blackwell	12	168	14.0	46	1
Lester	10	51	5.1	14	0
Lyons	4	29	7.3	13	0
McAfee	2	44	22.0	30	0
Marsh	2	14	7.0	8	0
Adams	1	39	39.0	39	0
Sadowksi	1	12	12.0	12	0
Botkin	1	11	11.0	11	0
Witman	1	3	3.0	3	0
Steelers	253	3215	12.7	69t	22
Opponents	295	3681	12.5	55	24

### Interceptions

	No.	Yds	Avg	Long	TD
Woolford	4	91	22.8	34	0
Perry	4	77	19.3	42	0
Lake	3	16	5.3	11	0
Oldham	2	16	8.0	8	0
Kirkland	2	14	7.0	11	0
Scott	2	-4	-2.0	0	0
Henry	1	36	36.0	36	0
Bell	1	10	10.0	7	0
Conley	1	-3	-3.0	3	0
Steelers	20	253	12.7	42	0
Opponents	19	270	14.2	43	0

### Punting

	No.	Yds	Avg	Net	TB	In	Lg	B
Miller	64	2729	42.6	35.0	11	17	72	0
Steelers	64	2729	42.6	35.0	11	17	72	0
Opponents	66	2804	42.5	37.9	4	17	59	0

### Punt Returns

	Ret	FC	Yds	Avg	Long	TD
Blackwell	23	6	149	6.5	15	0
Coleman	5	2	5	1.0	5	0
Hawkins	4	2	68	17.0	30	0
Steelers	32	10	222	6.9	30	0
Opponents	23	6	271	11.8	38	0

### Kickoff Returns

	No.	Yds	Avg	Long	TD
Blackwell	32	791	24.7	97t	1
Coleman	24	487	20.3	28	0
Adams	10	215	21.5	31	0
Vrabel	1	0	0.0	0	0
Witman	1	10	10.0	10	0
Steelers	67	1493	22.3	97t	1
Opponents	74	1556	21.0	97t	1

### Field Goals

	1/19	20-29	30-39	40-49	50+
N. Johnson	1/1	6/6	8/8	6/8	1/2
Steelers	1/1	6/6	8/8	6/8	1/2
Opponents	1/1	13/14	11/12	3/6	1/2

N. Johnson: (40B)(46N,48G,25G,44G)(23G)

(43G,32G)(19G)(27G)(52G,22G,39G)(34G,25G)

(46G,40G)(40G,39G)(51N)(36G,34G,31G)(23G,36G)

Opponents: (53G,24G,28G)(37G,28G)(29N,20G,

45G,38N,27G)(43N,37G,47G,28G)(34G)(37G,27G,35G,42N)(33G)(20G)(35G,44G)

(25G)(23G,35G,25G)(32G,19G,46N)(35G,53N)(34G,29G,26G)

# STEELERS 1996 (Won 10, Lost 6)

**Schedule**

Date	W-L	Score	Opponent	Attendance
9/1	L	24-9	at Jacksonville	70,210
9/8	W	31-17	Baltimore	57,241
9/16	W	24-6	Buffalo	59,002
9/29	W	30-16	Houston	58,608
10/7	W	17-7	at Kansas City	79,189
10/13	W	20-10	Cincinnati	58,875
10/20	L	23-13	at Houston	50,337
10/27	W	20-17	at Atlanta	58,760
11/3	W	42-6	St. Louis	58,148
11/10	L	34-24	at Cincinnati	57,265
11/17	W	28-3	Jacksonville	58,879
11/25	W	24-17	at Miami	73,489
12/1	L	31-17	at Baltimore	51,822
12/8	W	16-3	San Diego	56,368
12/15	L	25-15	San Francisco	59,823
12/22	L	18-14	at Carolina	72,217

**Team Statistics**

	Pittsburgh	Opponent
Total First Downs	296	286
Rushing	138	80
Passing	146	174
Penalty	12	32
3rd Down: Made/Att	84/208	77/213
3rd Down Pct.	40.4%	36.2%
4th Down: Made/Att	4/10	4/11
4th Down Pct.	40.0%	36.4%
Possession Avg.	30:08	29:52
Total Net Yards	5140	4362
Avg. Per Game	321.3	272.6
Total Plays	1002	1009
Avg. Per Play	5.1	4.3
Net Yards Rushing	2299	1415
Avg. Per Game	143.7	88.4
Total Rushes	525	411
Net Yards Passing	2841	2947
Avg. Per Game	177.6	184.2
Sacked/Yards Lost	21/149	51/369
Gross Yards	2990	3316
Attempts/Completions	456/246	547/322
Completion Pct.	53.9%	58.9%
Had Intercepted	19	23
Punts/Average	72/40.7	86/43.8
Net Punting Avg.	72/33.7	86/38.1
Penalties/Yards	84/665	97/746
Fumbles/Ball Lost	27/14	28/17
Touchdowns	39	27
Rushing	18	7
Passing	15	17
Returns	6	3

**Score by Period**

	Q1	Q2	Q3	Q4	OT	Pts
Steelers	84	115	92	53	0	344
Opponents	67	85	42	63	0	257

**Passing**

	Att	Cmp	Yds	Cmp%	TD	Int	Long	Sack/Lost	Rating
Tomczak	401	222	2767	55.4%	15	17	70t	16/105	71.8
Stewart	30	11	100	36.7%	0	2	15	3/37	18.8
Miller	25	13	123	52.0%	0	0	17	2/7	65.9
Steelers	456	246	2990	53.9%	15	19	70t	21/149	68.0
Opponents	547	322	3316	58.9%	17	23	53	51/369	69.2

**Scoring**

	TD	Ru	Pa	Rt	PAT	FG	2Pt	Pts
N. Johnson	0	0	0	0	37/37	23/30	0	106
Bettis	11	11	0	0	0/0	0/0	0	66
Stewart	8	5	3	0	0/0	0/0	0	48
Hastings	6	0	6	0	0/0	0/0	0	36
C. Johnson	3	0	3	0	0/0	1	20	20
Lake	2	0	0	2	0/0	0/0	0	12
Pegram	2	1	0	1	0/0	0/0	0	12
Thigpen	1	0	0	1	0/0	0/0	0	12
Woodson	2	0	0	2	0/0	0/0	0	12
Lester	1	1	0	0	0/0	0/0	0	6
Miller	1	0	1	0	0/0	0/0	0	6
Perry	1	0	0	1	0/0	0/0	0	6
Bruener	0	0	0	0	0/0	0/0	1	2
Steelers	39	18	15	6	37/37	23/30	2	344
Opponents	27	7	17	3	25/26	21/26	3	257

Sacks: Brown 13.0, Gildon 7.0, Kirkland 4.0, Buckner 3.0, Gibson 2.5, Emmons 2.5, Lake 2.0, Bell 2.0, Ravotti 2.0, Oldham 2.0, Henry 1.5, Perry 1.0, Williams 1.0, Woodson 1.0, Johnson 1.0, Jones 1.0, Holmes 1.0, Lloyd 1.0, Raybon 1.0, Olsavsky 0.5, TM 1.0

Steelers: 51.0, Op-ponents: 21.0  
2-Pt. Conversions: Steelers 2-2, Opponents 0-1

**Rushing**

	No.	Yds	Avg	Long	TD
Bettis	320	1431	4.5	50t	11
Pegram	97	509	5.2	27	1
Stewart	39	171	4.4	80t	5
Hastings	4	7	17.8	37	0
Witman	17	69	4.1	15	0
Mills	2	24	12.0	15	0
Lester	8	20	2.5	5t	1
McAfee	7	17	2.4	5	0
Richardson	5	17	3.4	8	0
Arnold	1	-3	-3.0	-3	0
Miller	2	-4	-2.0	0	0
Tomczak	22	-7	-0.3	6	0
Edge	1	-16	-16.0	-16	0
Steelers	525	2299	4.4	80t	18
Opponents	411	1415	3.4	33t	7

**Receiving**

	No.	Yds	Avg	Long	TD
Hastings	72	739	10.3	38	6
C. Johnson	60	1008	16.8	70t	3
Bettis	22	122	5.5	16	0
Stewart	17	293	17.2	48	3
Pegram	17	112	6.6	14	0
Thigpen	12	244	20.3	39	2
Bruener	12	141	11.8	36	0
Mills	7	92	13.1	22	1
Lester	7	70	10.0	19	0
Arnold	6	76	12.7	26	0
McAfee	5	21	4.2	9	0
Botkin	4	36	9.0	17	0
Witman	2	15	7.5	11	0
Hayes	2	14	7.0	7	0
Holliday	1	7	7.0	7	0
Steelers	246	2990	12.2	70t	15
Opponents	322	3316	10.3	53	17

**Interceptions**

	No.	Yds	Avg	Long	TD
Woodson	6	121	20.2	43t	1
Perry	5	115	23.0	28	1
Kirkland	4	12	3.0	6	0
Brown	2	20	10.0	16	0
Figures	2	13	6.5	13	0
Lake	1	47	47.0	47t	1
Olsavsky	1	5	5.0	5	0
Williams	1	1	1.0	1	0
Fuller	1	0	0.0	0	0
Steelers	23	334	14.5	47t	3
Opponents	19	234	12.3	61t	2

**Punting**

	No.	Yds	Avg	Net	TB	In	Lg	B
Miller	55	2256	41.0	33.6	8	18	61	0
Edge	17	675	39.7	34.1	3	7	48	0
Steelers	72	2931	40.7	33.7	11	25	61	0
Opponents	86	3771	43.8	38.1	12	25	64	0

**Punt Returns**

	Ret	FC	Yds	Avg	Long	TD
Hastings	37	12	242	6.5	33	0
Arnold	2	0	6	3.0	5	0
Jones	1	0	3	3.0	3	0
Steelers	40	12	250	6.3	33	0
Opponents	32	15	284	8.9	46	0

**Kickoff Returns**

	No.	Yds	Avg	Long	TD
Arnold	19	425	22.4	30	0
Pegram	17	419	24.6	91t	1
Mills	8	146	18.3	27	0
Johnson	6	111	18.5	31	0
Hastings	1	42	42.0	42	0
Perry	1	8	8.0	8	0
Witman	1	20	20.0	20	0
Steelers	53	1171	22.1	91t	1
Opponents	69	1509	21.9	90t	1

**Field Goals**

	1/19	20-29	30-39	40-49	50+
N. Johnson	0/0	10/12	8/10	5/7	0/1
Lester	0/0	10/12	8/10	5/7	0/1
Opponents	1/1	7/7	6/7	6/9	1/2

Johnson: (48G,29G,23G)(35G)(30G,37B24B)(33G,36G,36G)(21G,32G,28B,43G)(33G,22G) (26G, 38N,29G)(27G,20G)(0)(46G,42N)(51N) (47G,47N)(22G)(49G,39G,21G)

Opponents: (52G)(29G)(31G,45G)(47N) (43N)(19G)(22G,32G,48G)(41G)(25G,27G) (32G,34G)(40G)(56N,41G,48N)(40G)(25G) (39N,22G)(35G,30G,29G)

## STEELERS 1995 (Won 11, Lost 5)

### Schedule

Date	W-L	Score	Opponent	Attendance
9/3	W	23-20	Detroit	58,002
9/10	W	34-17	at Houston	44,122
9/18	L	23-10	at Miami	72,874
9/24	L	44-24	Minnesota	57,853
10/1	W	31-16	San Diego	57,012
10/8	L	20-16	at Jacksonville	72,042
10/19	L	27-9	Cincinnati	56,684
10/29	W	24-7	Jacksonville	54,516
11/5	W	37-34/OT	at Chicago	61,838
11/13	W	20-3	Cleveland	58,675
11/19	W	49-31	at Cincinnati	54,636
11/26	W	20-17	at Cleveland	67,269
12/2	W	21-7	Houston	56,013
12/10	W	29-10	at Oakland	53,516
12/16	W	41-27	New England	57,158
12/24	L	24-19	at Green Bay	60,649

### Team Statistics

	Pittsburgh	Opponent
Total First Downs	344	272
Rushing	117	67
Passing	193	181
Penalty	34	24
3rd Down: Made/Att	97/230	68/202
3rd Down Pct.	42.2%	33.7%
4th Down: Made/Att	11/20	8/13
4th Down Pct.	55.0%	61.5%
Possession Avg.	32:36	27:24
Total Net Yards	5769	4561
Avg. Per Game	360.6	285.1
Total Plays	1110	943
Avg. Per Play	5.2	4.8
Net Yards Rushing	1852	1321
Avg. Per Game	115.8	82.6
Total Rushes	494	370
Net Yards Passing	3917	3240
Avg. Per Game	244.8	202.5
Sacked/Yards Lost	24/176	42/272
Gross Yards	4093	3512
Attempts/Completions	592/348	531/314
Completion Pct.	58.8%	59.1%
Had Intercepted	21	22
Punts/Average	59/40.1	85/43.3
Net Punting Avg.	59/33.3	85/36.3
Penalties/Yards	109/839	101/931
Fumbles/Ball Lost	24/13	30/12
Touchdowns	44	37
Rushing	17	9
Passing	21	24
Returns	6	4

### Score by Period

	Q1	Q2	Q3	Q4	OT	Pts
Steelers	72	137	60	135	3	407
Opponents	33	124	109	61	0	327

### Passing

	Att	Cmp	Yds	Cmp%	TD	Int	Long	Sack/Lost	Rating
O'Donnell	416	246	2970	59.1%	17	7	711	15/216	87.7
Tomczak	113	65	666	57.5%	1	9	29	6/42	44.3
Miller	56	32	397	57.1%	2	5	421	0/8	53.9
Stewart	7	5	60	71.4%	1	0	32	0/0	136.9
Steelers	592	348	4093	58.8%	21	21	711	24/176	76.9
Opponents	531	314	3512	59.1%	24	22	661	42/272	76.7

### Scoring

	TD	Ru	Pa	Rt	PR	FG	2Pt	Pts
N. Johnson	0	0	0	0	39/39	348/41	0	141&
Morris	9	9	0	0	0/0	0/0	0	54
Mills	8	0	8	0	0/0	0/0	0	48
Pegram	6	5	1	0	0/0	0/0	0	38
Thigpen	5	0	5	0	0/0	0/0	1	30
Bruener	3	0	3	0	0/0	0/0	0	18
Hastings	2	0	1	1	0/0	0/0	0	12
Stewart	2	1	1	0	0/0	0/0	0	12
Avery	1	0	1	0	0/0	0/0	0	6
Buckner	1	0	0	1	0/0	0/0	0	6
Lake	1	0	0	1	0/0	0/0	0	6
Lester	1	1	0	0	0/0	0/0	0	6
Mays	1	0	0	1	0/0	0/0	0	6
McAfee	1	1	0	0	0/0	0/0	0	6
Oldham	1	0	0	1	0/0	0/0	0	6
J. Williams	1	0	0	1	0/0	0/0	0	6
W. Williams	1	0	0	1	0/0	0/0	0	6
Steelers	44	17	21	6	39/39	34/41	1	407
Opponents	37	9	24	4	34/34	23/25	0	327

2Pt Conversions: Steelers 1-5, Opponents 1-3

& Team Record

Sacks: Greene 9.0, Seals 8.5, Lloyd 6.5, Brown 5.5, Buckner 3.0, Gildon 3.0, Henry 2.0, Lake 1.5, Kirkland 1.0, Olsavsky 1.0, Steed 1.0  
Steelers: 42.0, Opponents: 24.0

### Rushing

	No.	Yds	Avg	Long	TD
Pegram	213	813	3.8	38	5
Morris	148	559	3.8	30	9
McAfee	39	156	4.0	22	1
J. Williams	29	110	3.8	31	0
Stewart	15	86	5.7	22	1
O'Donnell	24	45	1.9	14	0
Mills	5	39	7.8	20	0
Tomczak	11	25	2.3	11	0
Hastings	1	14	14.0	14	0
Lester	5	9	1.8	3	1
Avery	1	3	3.0	3	0
Miller	1	2	2.0	2	0
Thigpen	1	1	1.0	1	0
C. Johnson	1	-10	-10.0	-10	0
Steelers	494	1852	3.7	38	17
Opponents	370	1321	3.6	58	9

### Receiving

	No.	Yds	Avg	Long	TD
Thigpen	85	1307	15.4	43	5
Hastings	48	502	10.5	36	1
Mills	39	679	17.4	62	8
C. Johnson	38	432	11.4	33	0
Bruener	26	238	9.2	29	3
Pegram	26	206	7.9	22	1
J. Williams	24	127	5.3	20	1
McAfee	15	88	5.9	18	0
Stewart	14	235	16.8	71	1
Hayes	11	113	10.3	32	0
Avery	11	82	7.5	18	1
Morris	8	36	4.5	13	0
Barnes	3	48	16.0	25	0
Steelers	348	4093	11.8	71	21
Opponents	314	3512	11.2	76	24

### Interceptions

	No.	Yds	Avg	Long	TD
W. Williams	7	122	17.4	63	1
Perry	4	71	17.8	26	0
Lloyd	3	85	28.3	52	0
Mays	2	35	17.5	32	1
Bell	2	4	2.0	4	0
Lake	1	32	32.0	32	1
Oldham	1	12	12.0	12	0
Greene	1	0	0.0	0	0
Seals	1	0	0.0	0	0
Steelers	22	361	16.4	63	3
Opponents	21	185	8.8	60	3

### Punting

	No.	Yds	Avg	Net	TB	In	Lg	B
Stark	59	2368	40.1	33.3	11	20	64	0
Steelers	59	2368	40.1	33.3	11	20	64	0
Opponents	85	3682	43.3	36.3	6	19	66	0

### Punt Returns

	Ret	FC	Yds	Avg	Long	TD
Hastings	48	8	474	9.9	72	1
Steelers	48	8	474	9.9	72	1
Opponents	22	9	186	8.5	16	0

### Kickoff Returns

	No.	Yds	Avg	Long	TD
Mills	54	1306	24.2	57	0
McAfee	5	56	11.2	25	0
Pegram	4	85	21.3	28	0
Bruener	2	19	9.5	10	0
Johnson	2	47	23.5	40	0
Gibson	1	10	10.0	10	0
T. Greene	1	7	7.0	7	0
Steelers	69	1530	22.2	57	0
Opponents	88	1544	17.5	62	0

### Field Goals

	1/19	20-29	30-39	40-49	50+
N. Johnson	1/1	10/10	14/16	8/13	1/1
Steelers	1/1	10/10	14/16	8/13	1/1
Opponents	0/0	8/8	7/7	7/8	1/2

N. Johnson: (39G,45N,47G,31G)(42G,40G)(40G)(45N,47N,32G,35G)(25G)(41G,19G,22G)(39N,36N,25G,28G,38G)(36G)(40G,46G,24G)(48N,38N,34G)(50G,26G)(33G,27G)(41G,35G,32G,20G,22G)(43N,32G,32G)(33G,25G)  
Opponents: (43G,36G)(43G)(37G,39G,52N,21G)(33G,43G,40G)(28G)(53G,32G)(31G,23G)(40G,27G,44N)(29G)(27G)(44G)(39G)(23G,22G)(47G)

**STEELERS 1994 (Won 12, Lost 4)**

**Schedule**

Date	W-L	Score	Opponent	Attendance
9/4	L	26-9	Dallas	55,049
9/11	W	17-10	at Cleveland	73,018
9/18	W	31-21	Indianapolis	51,769
9/25	L	30-13	at Seattle	64,351
10/3	W	30-14	Houston	78,441
10/16	W	14-10	Cincinnati	54,328
10/23	W	10-6	at N.Y. Giants	57,659
10/30	L	20-17/OT	at Arizona	69,405
11/6	W	12-9/OT	at Houston	68,498
11/14	W	23-10	Buffalo	56,702
11/20	W	16-13/OT	Miami	50,925
11/27	W	21-3	at L.A. Raiders	63,925
12/4	W	38-15	at Cincinnati	55,811
12/11	W	14-3	Philadelphia	78,164
12/18	W	17-7	Cleveland	58,183
12/24	L	37-34	at San Diego	50,809

**Team Statistics**

	Pittsburgh	Opponent
Total First Downs	307	262
Rushing	138	76
Passing	148	156
Penalty	21	30
3rd Down: Made/Att	89/228	72/225
3rd Down Pct.	39.0%	32.0%
4th Down: Made/Att	4/10	11/19
4th Down Pct.	40.0%	57.9%
Possession Avg.	31:58	28:02
Total Net Yards	5144	4326
Avg. Per Game	321.5	270.4
Total Plays	1048	1008
Avg. Per Play	4.9	4.3
Net Yards Rushing	2180	1452
Avg. Per Game	136.2	90.8
Total Rushes	546	421
Net Yards Passing	2946	2874
Avg. Per Game	185.3	179.6
Sacked/Yards Lost	39/283	55/382
Gross Yards	3247	3256
Attempts/Completions	463/266	632/280
Completion Pct.	57.5%	52.6%
Had Intercepted	9	17
Punts/Average	97/39.7	97/42.2
Net Punting Avg.	97/35.7	97/37.0
Penalties/Yards	119/974	91/763
Fumbles/Ball Lost	18/8	31/14
Touchdowns	35	23
Rushing	15	7
Passing	17	12
Returns	3	4

**Score by Period**

	Q1	Q2	Q3	Q4	OT	Pts
Steelers	64	106	20	120	6	316
Opponents	50	86	31	64	3	234

**Passing**

	Att	Cmp	Yds	Cmp%	TD	Int	Long	Sack/Lost	Rating
O'Donnell	370	212	2443	57.3%	13	9	60t	35/250	78.9
Tomczak	93	54	804	58.1%	4	0	84t	4/33	100.8
Steelers	463	266	3247	57.5%	17	9	84t	39/283	83.3
Opponents	532	280	3256	52.6%	12	17	76t	55/382	65.6

**Scoring**

	TD	Ru	Pa	Rt	PAT	FG	2Pt	Pts
Anderson	0	0	0	0	32/32	24/29	0	104
Morris	7	7	0	0	0/0	0/0	0	42
Foster	5	5	0	0	0/0	0/0	0	30
Green	4	0	4	0	0/0	0/0	0	24
Thigpen	4	0	3	0	0/0	0/0	0	24
Johnson	3	0	3	0	0/0	0/0	0	18
J. Williams	3	1	2	0	0/0	0/0	0	18
Hastings	2	0	2	0	0/0	0/0	0	12
McAfee (LG)	2	2	0	0	0/0	0/0	0	12
McAfee (TM)	1	1	0	0	0/0	0/0	0	6
Woodson	2	0	2	0	0/0	0/0	0	12
Hayes	1	0	1	0	0/0	0/0	0	6
Mills	1	0	1	0	0/0	0/0	0	6
O'Donnell	1	1	0	0	0/0	0/0	0	6
C. Williams	1	0	0	1	0/0	0/0	0	6
Stone	0	0	0	0	0/0	0/0	1	2
Steelers	35	15	17	3	32/32	24/29	1	316
Opponents	23	7	12	4	22/22	24/29	0	234

Sacks: Greene 14.0, Lloyd 10.0, Brown 8.5, Seals 7.0, Kirkland 3.0, Woodson 3.0, Buckner 2.0, Gildon 2.0, Steed 2.0, Williams 1.5, Figures 1.0, Lake 1.0  
Steelers: 55.0, Opponents: 39.0

2-PT. Conversions: Steelers 1-3, Opponents 1-1

**Rushing**

	No.	Yds	Avg	Long	TD
Foster	216	851	3.9	29t	5
Morris	198	836	4.2	20	7
J. Williams	68	317	4.7	23	1
O'Donnell	31	80	2.6	18	1
McAfee (LG)	18	51	2.8	13	2
McAfee (TM)	16	56	3.5	13	1
Tomczak	4	22	5.5	13	0
Mills	3	18	6.0	17	0
Stone	2	7	3.5	4	0
Avery	2	4	2.0	5	0
Anderson	1	3	3.0	3	0
Johnson	4	-1	-0.2	7	0
Royals	1	-13	-13.0	0	0
Steelers	546	2180	4.0	29t	15
Opponents	421	1452	3.4	46	7

**Receiving**

	No.	Yds	Avg	Long	TD
J. Williams	51	378	7.4	23	2
Green	46	618	13.4	46	4
Johnson	38	577	15.2	84t	3
Thigpen	36	546	15.2	60t	4
Morris	22	204	9.3	49	0
Hastings	20	381	14.1	46	2
Foster	20	124	6.2	27	0
Mills	19	384	20.2	43	1
Stone	7	81	11.6	25	0
Hayes	5	50	10.0	17	1
McAfee (LG)	1	4	4.0	4	0
Avery	1	2	2.0	2	0
Keith	1	2	2.0	2	0
Steelers	266	3247	12.2	84t	17
Opponents	280	3249	11.6	76t	12

**Interceptions**

	No.	Yds	Avg	Long	TD
Perry	7	112	16.0	42	0
Woodson	4	109	27.3	37t	2
Kirkland	2	0	0.0	0	0
Brown	1	9	9.0	9	0
Lloyd	1	8	8.0	8	0
Lake	1	2	2.0	2	0
G. Jones	1	0	0.0	0	0
Steelers	17	240	14.1	42	2
Opponents	9	106	11.8	35t	1

**Punting**

	No.	Yds	Avg	Net	TB	In	Lg	B
Royals	97	3849	39.7	35.7	6	35	64	0
Steelers	97	3849	39.7	35.7	6	35	64	0
Opponents	97	4096	42.2	37.0	4	31	59	0

**Punt Returns**

	Ret	FC	Yds	Avg	Long	TD
Woodson	39	9	319	8.2	42	0
Johnson	15	7	90	6.0	15	0
Hastings	2	0	15	7.5	12	0
Steelers	56	16	424	7.6	42	0
Opponents	39	23	263	6.7	19	0

**Kickoff Returns**

	No.	Yds	Avg	Long	TD
Johnson	16	345	21.6	71	0
Woodson	15	365	24.3	54	0
Stone	11	182	16.5	31	0
McAfee (LG)	7	113	16.1	29	0
Thigpen	5	121	24.2	31	0
Morris	4	114	28.5	45	0
Mills	2	6	3.0	6	0
Zgonina	2	8	4.0	8	0
Steelers	55	1141	20.7	71	0
Opponents	68	1530	22.5	95t	2

**Field Goals**

	1/19	20-29	30-39	40-49	50+
Anderson	1/1	7/8	8/9	7/9	1/2
Steelers	1/1	7/8	8/9	7/9	1/2
Opponents	1/1	4/5	10/13	7/8	2/2

Anderson: (41G)(46N,25G)(46G)(31G,38G)(42G,25G,22G)(29G)(23G)(50G,39G,37G,40G)(39G,39G,30G)(19G,48G,39G)(49N,54N,27N)(41G)(49G,32N)(28G,28G)  
Opponents: (40G,31G,21G,32G)(23G,32N)((31G,40G,31G)(48N)(47G)(19G,49G)(20G,26N,51G)(32G,49G,38G)(52G,32B)(34G,36N,48G)(32G)(21G)(37G,40G,32G)



**STEELERS 1993 (Won 9, Lost 7)**

**Schedule**

Date	W-L	Score	Opponent	Attendance
9/5	L	24-13	San Francisco	57,502
9/12	L	27-0	at L.A. Rams	50,588
9/19	W	34-7	Cincinnati	53,682
9/27	W	45-17	at Atlanta	65,477
10/10	W	16-3	San Diego	55,264
10/17	W	37-14	New Orleans	56,056
10/24	L	28-23	at Cleveland	78,118
11/7	W	24-16	at Cincinnati	51,202
11/15	W	23-0	Buffalo	60,265
11/21	L	37-13	at Denver	74,840
11/28	L	23-3	at Houston	61,238
12/5	W	17-14	New England	51,358
12/13	W	21-20	at Miami	70,232
12/19	L	26-17	Houston	57,592
12/26	L	16-6	at Seattle	51,814
1/2	W	16-9	Cleveland	49,208

**Team Statistics**

	Pittsburgh	Opponent
Total First Downs	307	267
Rushing	116	74
Passing	180	163
Penalty	11	30
3rd Down: Made/Att	92/235	68/201
3rd Down Pct.	39.1%	33.8%
Total Net Yards	5235	4531
Avg. Per Game	327.2	283.2
Total Plays	1079	962
Avg. Per Play	4.9	4.7
Net Yards Rushing	2003	1368
Avg. Per Game	125.2	85.5
Total Rushes	491	399
Net Yards Passing	3232	3163
Avg. Per Game	202.2	197.7
Sacked/Yards Lost	48/374	42/277
Gross Yards	3606	3440
Attempts/Completions	540/299	521/277
Completion Pct.	55.4%	53.2%
Had Intercepted	12	24
Punts/Average	89/42.5	82/43.9
Net Punting Avg.	89/34.2	82/38.1
Penalties/Yards	100/861	77/652
Fumbles/Ball Lost	28/15	37/14
Touchdowns	32	30
Rushing	13	6
Passing	16	16
Returns	3	8

**Score by Period**

	Q1	Q2	Q3	Q4	OT	Pts
Steelers	38	110	79	81	0	308
Opponents	75	102	40	64	0	281

**Passing**

	Att	Cmp	Yds	Cmp%	TD	Int	Long	Sack/Lost	Rating
O'Donnell	486	270	3208	55.6%	14	7	711	41/331	79.5
Tomczak	54	29	398	53.7%	2	5	39t	7/43	51.3
Steelers	540	299	3606	55.4%	12	12	711	48/374	76.7
Opponents	521	277	3440	53.2%	24	24	66t	42/277	64.9

**Scoring**

	TD	Ru	Pa	Rt	PAT	FG	2Pt	Pts
Anderson	0	0	0	0	32/32	28/30	0	116
Foster	9	8	1	0	0/0	0/0	0	54
Green	5	0	5	0	0/0	0/0	0	30
Hoge	5	1	4	0	0/0	0/0	0	30
Stone	3	1	2	0	0/0	0/0	0	18
Thigpen	3	0	3	0	0/0	0/0	0	18
Thompson	3	3	0	0	0/0	0/0	0	18
Davidson	1	0	0	1	0/0	0/0	0	6
Kirkland	1	0	0	1	0/0	0/0	0	6
Mills	1	0	1	0	0/0	0/0	0	6
Woodson	1	0	0	1	0/0	0/0	0	6
Steelers	32	13	16	3	32/32	28/30	0	308
Opponents	30	6	16	8	29/30	24/29	0	281

Sacks: Greene 12.5, Evans 6.5, Lloyd 6.0, Lake 5.0, Brown 3.0, Davidson 2.5, Woodson 2.0, Steed 1.5, Kirkland 1.0, G. Williams 1.0, Henry 1.0

Steelers: 42.0, Opponents: 48.0

2-PT. Conversions: Steelers 0-0, Opponents 0-0

**Rushing**

	No.	Yds	Avg	Long	TD
Thompson	205	763	3.7	36	3
Foster	177	711	4.0	38	8
Hoge	51	249	4.9	30	1
Stone	12	121	10.1	38t	1
O'Donnell	26	111	4.3	27	0
Worley	10	33	3.3	8	0
Mills	3	12	4.0	19	0
Cuthbert	1	7	7.0	7	0
Woodson	1	0	0.0	0	0
Tomczak	5	-4	-0.8	2	0
Steelers	491	2003	4.1	38t	13
Opponents	399	1368	3.4	37t	6

**Receiving**

	No.	Yds	Avg	Long	TD
Green	63	942	15.0	71t	5
Stone	41	587	14.3	44	2
Graham	38	579	15.2	51	0
Thompson	38	259	6.8	28	0
Hoge	33	247	7.5	18	4
Mills	29	386	13.3	30	1
Foster	27	217	8.0	21	1
Thigpen	9	154	17.1	29t	3
Cooper	9	112	12.4	38	0
Davenport	4	51	12.8	19	0
Hastings	3	44	14.7	18	0
Worley	3	13	4.3	9	0
Jordan	1	12	12.0	12	0
Cuthbert	1	3	3.0	3	0
Steelers	299	3606	12.1	71t	16
Opponents	277	3440	12.4	66t	16

**Interceptions**

	No.	Yds	Avg	Long	TD
Woodson	8	138	17.3	63t	1
Perry	4	61	15.3	30	0
Lake	4	31	7.8	26	0
Johnson	3	51	17.0	26	0
Figures	1	78	78.0	78	0
Henry	1	10	10.0	10	0
Davidson	1	6	6.0	6	0
Steelers	24	386	16.1	78	1
Opponents	12	216	18.0	97t	2

**Punting**

	No.	Yds	Avg	Net	TB	In	Lg	B
Royals	89	3781	42.5	34.2	3	28	61	0
Steelers	89	3781	42.5	34.2	3	28	61	0
Opponents	82	3600	43.9	38.1	6	23	58	0

**Punt Returns**

	Ret	FC	Yds	Avg	Long	TD
Woodson	41	11	338	8.2	39	0
Figures	5	2	15	3.0	6	0
Steelers	46	13	353	7.7	39	0
Opponents	50	16	678	13.6	91t	3

**Kickoff Returns**

	No.	Yds	Avg	Long	TD
Woodson	15	294	19.6	44	0
Hastings	12	177	14.8	22	0
Stone	11	168	15.3	30	0
Thompson	4	77	19.3	27	0
Worley	4	85	21.3	26	0
Hoge	3	33	11.0	15	0
Cooper	1	2	2.0	2	0
Thigpen	1	23	23.0	23	0
Williams	1	19	19.0	19	0
Steelers	52	878	16.9	44	0
Opponents	54	1,165	21.6	97t	1

**Field Goals**

	1/19	20-29	30-39	40-49	50+
Anderson	1/1	8/9	14/14	5/6	0/0
Steelers	1/1	8/9	14/14	5/6	0/0
Opponents	0/0	7/7	9/10	6/9	2/3

## STEELERS 1992 (Won 11, Lost 5)

### Schedule

Date	W-L	Score	Opponent	Attendance
9/6	W	29-24	at Houston	63,713
9/13	W	27-10	N.Y. Jets	56,050
9/20	W	23-6	at San Diego	46,127
9/27	L	17-3	at Green Bay	58,724
10/11	L	17-9	at Cleveland	78,080
10/19	W	20-0	Cincinnati	55,411
10/25	W	27-3	at Kansas City	76,175
11/1	W	21-20	Houston	58,074
11/8	L	28-20	at Buffalo	80,924
11/15	W	17-14	Detroit	52,242
11/22	W	30-14	Indianapolis	51,101
11/29	W	21-9	at Cincinnati	54,253
12/6	W	20-14	Seattle	47,015
12/13	L	30-6	at Chicago	52,904
12/20	L	6-3	Minnesota	53,613
12/27	W	23-23	Cleveland	53,776

### Team Statistics

	Pittsburgh	Opponent
Total First Downs	284	266
Rushing	119	99
Passing	143	146
Penalty	22	21
3rd Down: Made/Att	73/211	65/195
3rd Down Pct.	34.6%	33.3%
Total Net Yards	4906	4658
Avg. Per Game	306.6	291.1
Total Plays	989	949
Avg. Per Play	5.0	4.9
Net Yards Rushing	2156	1841
Avg. Per Game	134.8	115.1
Total Rushes	518	425
Net Yards Passing	2750	2817
Avg. Per Game	171.9	176.1
Sacked/Yards Lost	36/248	40/296
Gross Yards	3046	3065
Attempts/Completions	431/249	478/252
Completion Pct.	57.8%	52.7%
Had Intercepted	14	22
Punts/Average	74/42.1	84/42.0
Net Punting Avg.	74/35.6	84/34.4
Penalties/Yards	106/941	104/814
Fumbles/Ball Lost	28/18	34/21
Touchdowns	31	24
Rushing	13	6
Passing	15	15
Returns	3	3

### Score by Period

	Q1	Q2	Q3	Q4	OT	Pts
Steelers	58	90	51	100	0	299
Opponents	33	86	56	50	0	225

### Passing

	Att	Cmp	Yds	Cmp%	TD	Int	Long	Sack/Lost	Rating
O'Donnell	313	185	2283	59.1%	13	9	51	27/208	83.6
Brister	116	63	719	54.3%	2	5	42	13/88	61.0
Foster	1	0	0	0.0%	0	0	0	0/0	39.6
Royals	1	1	44	100.0%	0	0	44	0/0	118.8
Steelers	431	249	3046	57.8%	15	14	51	40/296	77.7
Opponents	478	252	3065	52.7%	15	22	81	36/248	64.0

### Scoring

	TD	Ru	Pa	Rt	PAT	FG	2Pt	Pts
Anderson	0	0	0	0	29/31	28/36	0	113
Foster	11	11	0	0	0/0	0/0	0	66
Cooper	3	0	3	0	0/0	0/0	0	18
Mills	3	0	3	0	0/0	0/0	0	18
Stone	3	0	3	0	0/0	0/0	0	18
Green	2	0	2	0	0/0	0/0	0	12
Jordan	2	0	2	0	0/0	0/0	0	12
Davenport	1	0	1	0	0/0	0/0	0	6
Graham	1	0	1	0	0/0	0/0	0	6
Griffin	1	0	1	0	0/0	0/0	0	6
Hoge	1	0	1	0	0/0	0/0	0	6
O'Donnell	1	1	0	0	0/0	0/0	0	6
Thompson	1	1	0	0	0/0	0/0	0	6
Woodson	0	0	0	1	0/0	0/0	0	6
Steelers	31	13	15	3	29/31	28/36	0	299
Opponents	24	6	15	3	24/24	19/28	0	225

Sacks: Lloyd 6.5, Woodson 6.0, Williams 4.5, Evans 3.0, Little 3.0, Williams 3.0, Nickerson 2.0, Lake 2.0, Jones 2.0, Davidson 2.0, Howe 2.0

Steelers: 40.0, Opponents: 36.0

2-PT. Conversions: Steelers 0-0, Opponents 0-0

### Rushing

	No.	Yds	Avg	Long	TD
Foster	390A	1690B	4.3	69	11
Thompson	35	157	4.5	25	1
Hoge	41	150	3.7	15	0
Stone	12	118	9.8	30	0
Mills	1	20	20.0	20	0
Brister	10	16	1.6	8	0
O'Donnell	27	5	0.2	9	0
Williams	2	0	0.0	2	0
Steelers	518	2156	4.2	69	13
Opponents	435	1841	4.2	44	6

### & Team Record

### Receiving

	No.	Yds	Avg	Long	TD
Graham	49	711	14.5	51	1
Foster	36	344	9.6	42	0
Stone	34	501	14.7	49	3
Mills	30	383	12.8	22	3
Hoge	28	231	8.3	20	1
Thompson	22	278	12.6	29	0
Cooper	16	197	12.3	27	3
Green	14	152	10.9	24	2
Davenport	9	136	15.1	31	0
Jordan	6	28	4.7	8	2
Didio	3	39	13.0	18	0
Williams	1	44	44.0	44	0
Thigpen	1	2	2.0	2	0
Steelers	249	3046	12.2	51	15
Opponents	252	3065	12.0	81	15

### Interceptions

	No.	Yds	Avg	Long	TD
Perry	6	69	11.5	34	0
Johnson	5	67	13.4	35	0
Woodson	4	90	22.5	57	0
Griffin	3	98	32.7	65t	1
Little	2	6	3.0	6	0
Lloyd	1	35	35.0	35	0
Williams	1	4	4.0	4	0
Shelton	0	15	-	15	0
Steelers	22	384	17.5	65t	1
Opponents	14	235	16.8	77t	1

### Punting

	No.	Yds	Avg	Net	TB	In	Lg	B
Royals	73	3119	42.7	35.6	9	22	58	1
Steelers	73	3119	42.7	35.6	9	22	58	1
Opponents	74	3107	42.0	34.4	10	12	84	1

### Punt Returns

	Ret	FC	Yds	Avg	Long	TD
Woodson	32	13	364	11.4	80t	1
Steelers	32	13	364	11.4	80t	1
Opponents	39	7	308	7.9	36	0

### Kickoff Returns

	No.	Yds	Avg	Long	TD
Woodson	25	469	18.8	32	0
Stone	12	219	18.3	28	0
Thompson	2	51	25.5	33	0
Thigpen	2	44	22.0	29	0
Hoge	2	28	14.0	17	0
Bentley	1	17	17.0	17	0
Mills	1	11	11.0	11	0
Cooper	1	8	8.0	8	0
Campbell	1	0	0.0	0	0
Williams	1	0	0.0	0	0
Steelers	48	847	17.6	33	0
Opponents	52	1,052	20.2	48	0

### Field Goals

	1/19	20-29	30-39	40-49	50+
Anderson	0/0	12/13	12/15	4/6	0/2
Steelers	0/0	12/13	12/15	4/6	0/2
Opponents	1/1	5/7	8/11	3/7	2/2

**STEELERS 1991 (Won 7, Lost 9)**

**Schedule**

Date	W-L	Score	Opponent	Attendance
9/7	W	26-20	San Diego	55,848
9/8	L	52-34	at Buffalo	79,545
9/15	W	20-6	New England	53,703
9/22	L	23-14	at Philadelphia	65,511
10/6	W	21-3	at Indianapolis	55,383
10/14	L	23-20	N.Y. Giants	57,608
10/20	L	27-7	Seattle	54,678
10/27	L	17-14	at Cleveland	78,285
11/3	L	20-13	at Denver	70,973
11/10	W	33-27/OT	at Cincinnati	55,503
11/17	L	41-14	Washington	56,813
11/24	W	26-24	Houston	45,795
11/28	L	20-10	at Dallas	62,253
12/8	L	31-6	at Houston	59,225
12/15	W	17-10	Cincinnati	35,420
12/22	W	17-10	Cleveland	47,070

**Team Statistics**

	Pittsburgh	Opponent
Total First Downs	254	320
Rushing	82	98
Passing	158	194
Penalty	14	28
3rd Down: Made/Att	62/197	94/218
3rd Down Pct.	31.5%	43.1%
Total Net Yards	4581	5168
Avg. Per Game	286.3	323.0
Total Plays	915	1039
Avg. Per Play	5.0	5.0
Net Yards Rushing	1627	1582
Avg. Per Game	101.7	98.9
Total Rushes	394	466
Net Yards Passing	2954	3586
Avg. Per Game	186.4	224.1
Sacked/Yards Lost	45/359	38/257
Gross Yards	3313	3843
Attempts/Completions	476/259	535/334
Completion Pct.	54.4%	62.4%
Had Intercepted	19	16
Punts/Average	75/39.9	65/41.6
Net Punting Avg.	75/36.3	84/35.3
Penalties/Yards	116/933	84/685
Fumbles/Ball Lost	37/14	37/11
Touchdowns	32	38
Rushing	8	14
Passing	20	21
Returns	4	3

**Score by Period**

	Q1	Q2	Q3	Q4	OT	Pts
Steelers	42	53	67	124	6	292
Opponents	61	116	64	113	0	344

**Passing**

	Att	Cmp	Yds	Cmp%	TD	Int	Long	Sack/Lost	Rating
O'Donnell	286	156	1963	54.5%	11	7	89t	30/214	78.8
Brister	190	103	1350	54.2%	9	9	65t	15/145	72.9
Steelers	476	259	3313	54.4%	20	16	89t	45/359	76.4
Opponents	535	334	3843	62.4%	21	19	66t	38/257	82.3

**Scoring**

	TD	Ru	Pa	Rt	PAT	FG	2Pt	Pts
Anderson	0	0	0	0	31/31	23/33	0	100
Green	6	0	6	0	0/0	0/0	0	36
Stone	5	0	5	0	0/0	0/0	0	24
W. Williams	4	4	0	0	0/0	0/0	0	18
Hoge	3	2	1	0	0/0	0/0	0	12
Cooper	2	0	2	0	0/0	0/0	0	12
Foster	2	1	1	0	0/0	0/0	0	12
Lipps	2	0	2	0	0/0	0/0	0	12
Mills	2	0	1	1	0/0	0/0	0	6
Calloway	1	0	1	0	0/0	0/0	0	6
Cash	1	0	1	0	0/0	0/0	0	6
Hinkle	1	0	0	1	0/0	0/0	0	6
O'Donnell	1	1	0	0	0/0	0/0	0	6
Shelton	1	0	0	1	0/0	0/0	0	6
J. Williams	1	0	0	1	0/0	0/0	0	6
Steelers	32	8	20	4	31/31	23/33	0	292
Opponents	38	14	21	3	38/38	26/41	0	344

Sacks: J. Williams 9.0, Lloyd 8.0, Willis 7.0, Hinkle 2.0, G. Williams 2.0, Evans 2.0, Jones 2.0, Veasey 2.0, Nickerson 1.0, Lake 1.0, Johnson 1.0, Woodson 1.0

Steelers: 38.0, Opponents: 45.0

2-PT. Conversions: Steelers 0-0, Opponents 0-0

**Rushing**

	No.	Yds	Avg	Long	TD
Hoge	165	610	3.7	24	2
Foster	96	488	5.1	56t	1
Williams	57	262	4.6	21	4
Worley	22	117	5.3	16	0
O'Donnell	18	82	4.6	22	1
Thompson	20	60	3.0	14	0
Brister	11	17	1.5	8	0
Stone	1	2	2.0	2	0
Stryzinski	4	-11	-2.8	0	0
Steelers	394	1627	4.1	56t	8
Opponents	466	1582	3.4	14	14

**Receiving**

	No.	Yds	Avg	Long	TD
Lipps	55	671	12.2	35	2
Hoge	49	379	7.7	25	1
Green	41	582	14.2	49	6
Stone	32	649	20.3	89t	5
Calloway	15	254	16.9	33t	1
W. Williams	15	139	9.3	29	0
Thompson	14	118	8.4	32	0
Cooper	11	147	13.4	47t	2
Foster	9	117	13.0	31	1
Cash	7	90	12.9	20	1
Mularkey	6	67	11.2	21	0
Mills	3	79	26.3	35t	1
Graham	2	21	10.5	15	0
Steelers	259	3313	12.8	89t	20
Opponents	334	3843	11.5	66t	21

**Interceptions**

	No.	Yds	Avg	Long	TD
Everett	4	53	13.3	27	0
Woodson	3	72	24.0	41	0
Shelton	3	57	19.0	57t	1
Hinkle	2	68	34.0	57t	1
Vincent	2	52	26.0	27	0
Griffin	1	22	22.0	22	0
Little	1	5	5.0	5	0
Jones	1	0	0.0	0	0
Johnson	1	0	0.0	0	0
Lloyd	1	0	0.0	0	0
Steelers	19	329	17.3	57t	2
Opponents	16	182	11.4	40	2

**Punting**

	No.	Yds	Avg	Net	TB	In	Lg	B
Stryzinski	74	2996	40.5	36.3	3	10	63	1
Steelers	74	2996	40.5	36.3	3	10	63	1
Opponents	65	2705	41.6	35.3	2	17	59	0

**Punt Returns**

	Ret	FC	Yds	Avg	Long	TD
Woodson	28	12	320	11.4	40	0
Graham	8	2	46	5.8	13	0
Cash	1	0	6	6.0	6	0
Mills	1	0	0	0.0	0t	1
Vincent	1	0	1	1.0	1	0
Steelers	39	14	373	9.6	40	1
Opponents	29	27	210	7.2	24	0

**Kickoff Returns**

	No.	Yds	Avg	Long	TD
Woodson	44	880	20.0	47	0
Mills	11	284	25.8	54	0
Stone	6	75	12.5	25	0
Graham	3	48	16.0	23	0
McGovern	1	0	0.0	0	0
Thompson	1	8	8.0	8	0
Williams	1	19	19.0	19	0
Steelers	67	1314	19.6	54	0
Opponents	43	825	19.2	63	0

**Field Goals**

	1/19	20-29	30-39	40-49	50+
Anderson	0/0	8/10	9/11	5/6	1/6
Steelers	0/0	8/10	9/11	5/6	1/6
Opponents	3/3	8/9	7/12	7/13	1/4

**STEELERS 1990 (Won 9, Lost 7)**

**Schedule**

Date	W-L	Score	Opponent	Attendance
9/9	L	13-3	at Cleveland	78,298
9/16	W	20-9	Houston	54,814
9/23	L	20-3	at L.A. Raiders	50,657
9/20	L	28-6	Miami	54,691
10/7	W	36-14	San Diego	53,486
10/14	W	34-17	at Denver	74,285
10/21	L	27-7	at San Francisco	64,301
10/29	W	41-10	L.A. Rams	56,466
11/4	W	21-9	Atlanta	57,093
11/18	L	27-3	at Cincinnati	60,064
11/25	W	24-7	at N.Y. Jets	57,806
12/2	L	16-12	Cincinnati	58,200
12/9	W	24-3	New England	48,354
12/16	W	9-6	at New Orleans	68,582
12/23	W	35-0	Cleveland	51,665
12/30	L	34-14	at Houston	56,906

**Team Statistics**

	Pittsburgh	Opponent
Total First Downs	263	257
Rushing	93	102
Passing	150	130
Penalty	20	25
3rd Down: Made/Att	74/187	81/205
3rd Down Pct.	39.6%	39.5%
Total Net Yards	4525	4115
Avg. Per Game	282.8	257.2
Total Plays	897	940
Avg. Per Play	5.0	4.4
Net Yards Rushing	1880	1615
Avg. Per Game	117.5	100.9
Total Rushes	456	446
Net Yards Passing	2645	2500
Avg. Per Game	165.3	156.3
Sacked/Yards Lost	33/242	34/228
Gross Yards	2887	2728
Attempts/Completions	408/237	460/236
Completion Pct.	58.1%	51.3%
Had Intercepted	20	9
Punts/Average	66/37.2	64/40.9
Net Punting Avg.	66/34.1	64/33.7
Penalties/Yards	110/928	89/719
Fumbles/Ball Lost	40/17	33/18
Touchdowns	33	26
Rushing	11	13
Passing	20	9
Returns	2	4

**Score by Period**

	Q1	Q2	Q3	Q4	OT	Pts
Steelers	64	71	54	103	0	292
Opponents	58	86	56	40	0	240

**Passing**

	Att	Cmp	Yds	Cmp%	TD	Int	Long	Sack/Lost	Rating
Briser	387	223	2725	57.6%	20	14	90	28/213	81.6
Strom	21	14	162	66.7%	0	1	22	5/29	69.9
Steelers	408	237	2887	58.1%	20	15	90	33/242	81.0
Opponents	460	236	2728	51.3%	0	24	66t	34/228	54.3

**Scoring**

	TD	Ru	Pa	Rt	PAT	FG	2Pt	Pts
Anderson	0	0	0	0	32/32	20/25	0	92
Hoge	10	7	3	0	0/0	0/0	0	60
Green	7	0	7	0	0/0	0/0	0	42
W. Williams	4	3	1	0	0/0	0/0	0	24
Lipps	3	0	3	0	0/0	0/0	0	18
Mularkey	3	0	3	0	0/0	0/0	0	18
Bell	1	0	1	0	0/0	0/0	0	6
Calloway	1	0	1	0	0/0	0/0	0	6
Foster	1	1	0	0	0/0	0/0	0	6
Johnson	1	0	0	1	0/0	0/0	0	6
Stone	1	0	1	0	0/0	0/0	0	6
Woodson	1	0	0	1	0/0	0/0	0	6
Steelers	33	11	20	2	32/32	20/25	0	292
Opponents	23	13	9	1	26/26	18/28	0	222

Sacks: G. Williams 6.0, Willis 5.0, Lloyd 4.5, Davidson 3.5, Evans 3.0, Freeman 2.0, Jenkins 2.0, Hinkle 2.0, Nickerson 2.0, Jones 2.0, J. Williams 1.0, Lake 1.0  
Steelers: 34.0, Opponents: 33.0

2-PT. Conversions: Steelers 0-0, Opponents 0-0

**Rushing**

	No.	Yds	Avg	Long	TD
Hoge	203	772	3.8	41t	7
Worley	109	418	3.8	38	0
Williams	68	389	5.7	70t	3
Foster	36	203	5.6	38	1
Briser	25	64	2.6	11	0
Bell	5	18	3.6	12	0
Stryzinski	3	17	5.7	9	0
Strom	4	10	2.5	10	0
Lipps	1	-5	-5.0	-5	0
Stone	2	-6	-3.0	10	0
Steelers	456	1880	4.1	70t	11
Opponents	446	1615	3.6	31	13

**Receiving**

	No.	Yds	Avg	Long	TD
Lipps	50	682	13.6	37	3
Hoge	40	342	8.6	27	3
Green	34	387	11.4	46	7
Mularkey	32	265	11.4	28	3
Hill	25	391	15.6	66	0
Stone	19	332	17.5	90	1
Bell	12	137	11.4	43	1
Calloway	10	124	12.4	20t	1
Worley	8	70	8.8	27	0
W. Williams	5	42	8.4	13	1
O'Shea	1	13	13.0	13	0
Foster	1	2	2.0	2	0
Steelers	237	2887	12.2	90	20
Opponents	236	2728	11.6	66t	9

**Interceptions**

	No.	Yds	Avg	Long	TD
Woodson	5	67	13.4	34	0
Griffin	4	75	18.8	36	0
Woodruff	3	110	36.7	59	0
Everett	3	2	0.7	2	0
Johnson	2	60	30.0	34	1
Little	1	35	35.0	35	0
Hinkle	1	19	19.0	19	0
Lloyd	1	9	9.0	9	0
Willis	1	5	5.0	5	0
Jones	1	3	3.0	3	0
Hall	1	0	0.0	0	0
Lake	1	0	0.0	0	0
Steelers	24	385	16.0	59	1
Opponents	15	124	8.3	24	0

**Punting**

	No.	Yds	Avg	Net	TB	In	Lg	B
Stryzinski	65	2454	37.8	34.1	5	18	51	1
Steelers	65	2454	37.8	34.1	5	18	51	1
Opponents	64	2616	40.9	33.7	3	13	62	1

**Punt Returns**

	Ret	FC	Yds	Avg	Long	TD
Woodson	38	8	398	10.5	52t	1
Hill	1	0	0	0.0	0	0
Steelers	39	8	398	10.2	52t	1
Opponents	16	32	105	6.6	39	0

**Kickoff Returns**

	No.	Yds	Avg	Long	TD
Woodson	35	764	21.8	49	0
Stone	5	91	18.2	24	0
J. Williams	3	31	10.3	20	0
Foster	3	29	9.7	13	0
Griffin	2	16	8.0	14	0
Green	1	16	16.0	16	0
Lipps	1	9	9.0	9	0
Steelers	50	956	19.1	49	0
Opponents	56	1245	22.2	99t	1

**Field Goals**

	1/19	20-29	30-39	40-49	50+
Anderson	1/1	3/3	8/8	8/11	0/2
Steelers	1/1	3/3	8/8	8/11	0/2
Opponents	0/0	4/4	4/5	9/17	1/2

## STEELERS 1989 (Won 9, Lost 7)

### Schedule

Date	W-L	Score	Opponent	Attendance
9/10	L	51-0	Cleveland	57,928
9/17	L	41-10	at Cincinnati	53,885
9/24	W	27-14	Minnesota	50,744
10/1	W	23-3	at Detroit	43,804
10/8	L	26-16	Cincinnati	52,785
10/15	W	17-7	at Cleveland	78,840
10/22	L	27-0	at Houston	59,091
10/29	W	23-17	Kansas City	54,194
11/5	L	34-7	at Denver	74,739
11/12	L	20-0	Chicago	56,505
11/19	W	20-17	San Diego	44,203
11/26	W	34-14	at Miami	59,936
12/3	L	23-16	Houston	40,541
12/10	W	13-0	at N.Y. Jets	41,037
12/17	W	28-10	New England	26,594
12/24	W	31-22	at Tampa Bay	29,690

### Team Statistics

	Pittsburgh	Opponent
Total First Downs	244	323
Rushing	106	1123
Passing	117	177
Penalty	21	34
3rd Down: Made/Att	66/209	106/229
3rd Down Pct.	31.6%	46.3%
Total Net Yards	2178	3541
Avg. Per Game	249.8	346.8
Total Plays	955	1077
Avg. Per Play	4.2	5.2
Net Yards Rushing	1818	2008
Avg. Per Game	113.6	125.5
Total Rushes	500	498
Net Yards Passing	2178	3541
Avg. Per Game	157.4	188.8
Sacked/Yards Lost	43/220	39/229
Gross Yards	2738	3249
Attempts/Completions	404/210	548/290
Completion Pct.	52.0%	52.9%
Had Intercepted	13	21
Punts/Average	83/40.6	69/40.5
Net Punting Avg.	83/34.1	84/33.8
Penalties/Yards	116/986	96/785
Fumbles/Ball Lost	32/18	40/21
Touchdowns	29	38
Rushing	17	16
Passing	10	17
Returns	2	5

### Score by Period

	Q1	Q2	Q3	Q4	OT	Pts
Steelers	57	91	72	45	0	265
Opponents	78	110	60	78	0	326

### Passing

	Att	Cmp	Yds	Cmp%	TD	Int	Long	Sack/Lost	Rating
Brister	342	187	187	54.7%	9	10	79t	45/452	73.1
Blackledge	60	22	22	36.7%	1	3	30	4/25	36.9
Carter	1	1	100	0.0%	0	0	15	2/7	118.8
Strom	1	0	0	0.0%	0	0	0/0		39.6
Steelers	404	210	210	52.0%	13	13	79t	51/484	67.7
Opponents	548	290	290	52.9%	21	21	66t	31/180	68.8

### Scoring

	TD	Ru	Pa	Rt	PAT	FG	2Pt	Pts
Anderson	9	0	0	0	28/28	21/30	0	91
Hoge	8	8	0	0	0/0	0/0	0	48
Lipps	6	1	5	0	0/0	0/0	0	36
Worley	5	5	0	0	0/0	0/0	0	30
Carter	4	1	3	0	0/0	0/0	0	24
Hill	1	0	1	0	0/0	0/0	0	6
Mularkey	1	0	1	0	0/0	0/0	0	6
Wallace	1	1	0	0	0/0	0/0	0	6
W. Williams	1	1	0	0	0/0	0/0	0	6
Woodson	1	0	0	1	0/0	0/0	0	6
Steelers	28	17	10	1	28/28	21/30	0	259
Opponents	34	16	17	1	37/38	19/27	0	302

Sacks: Lloyd 7.0, Willis 6.5, Johnson 4.5, J. Williams 3.0, G. Williams 3.0, Little 2.0, Jones 2.0, Lake 1.0, Olsarsky 1.0, Nickerson 1.0  
Steelers: 31.0, Opponents: 51.0

2-Pt. Conversions: Steelers 0-0, Opponents 0-0

### Rushing

	No.	Yds	Avg	Long	TD
Worley	195	770	3.9	38	5
Hoge	186	621	3.3	31	8
Lipps	13	180	13.8	58t	1
W. Williams	37	131	3.5	13	1
Stone	10	53	5.3	32	0
Brister	27	25	0.9	15	0
Blackledge	9	20	2.2	11	0
Carter	11	16	1.5	7	1
Wallace	5	10	2.0	5	1
Tyrell	1	3	3.0	3	0
Strom	4	-3	-0.8	0	0
Newsome	2	-8	-4.0	0	0
Steelers	500	1818	3.6	58t	17
Opponents	498	2008	4.0	65t	16

### Receiving

	No.	Yds	Avg	Long	TD
Lipps	50	944	18.9	79t	5
Carter	38	267	7.0	22t	3
Hoge	34	271	8.0	22	0
Hill	28	455	16.3	53	1
Mularkey	22	326	14.8	34	1
Worley	15	13	7.5	19	0
Stone	7	92	13.1	16	0
W. Williams	6	48	8.0	16	0
Stock	4	74	18.5	27	0
Thompson	4	74	18.5	28	0
O'Shea	1	9	9.0	8	0
Brister	1	-10	-10.0	-10	0
Steelers	210	2662	12.7	79t	17
Opponents	290	3721	12.8	66t	10

### Interceptions

	No.	Yds	Avg	Long	TD
Woodruff	4	57	14.3	35	0
Everett	3	68	22.7	32	0
Lloyd	3	49	16.3	31	0
Woodson	3	39	13.0	39	0
Little	3	23	7.7	13	0
Griffin	1	15	15.0	15	0
Hall	1	6	6.0	6	0
Hinkle	1	4	4.0	4	0
Johnson	1	0	0.0	0	0
Lake	1	0	0.0	0	0
Steelers	21	261	12.4	39	0
Opponents	13	103	7.9	21	1

### Punting

	No.	Yds	Avg	Net	TB	In	Lg	B
Newsome	82	3368	41.1	34.1	9	15	57	1
Steelers	82	3368	41.1	34.1	9	15	57	1
Opponents	69	2793	40.5	33.8	9	16	62	0

### Punt Returns

	Ret	FC	Yds	Avg	Long	TD
Woodson	29	2	207	7.1	20	0
Hill	5	0	22	4.4	12	0
Lipps	4	0	27	6.8	9	0
Johnson	2	0	22	11.0	13	0
Steelers	40	2	278	7.0	20	0
Opponents	45	19	361	8	42	0

### Kickoff Returns

	No.	Yds	Avg	Long	TD
Woodson	36	982	27.3	84t	1
Stone	7	173	24.7	73	0
Thompson	4	41	10.3	15	0
J. Williams	4	31	7.8	22	0
J. Johnson	3	43	14.3	19	0
Griffin	1	21	21.0	21	0
Hinnatt	1	13	13.0	13	0
Steelers	56	1304	23.3	84t	1
Opponents	53	1096	20.7	42	0

### Field Goals

	1/19	20-29	30-39	40-49	50+
Anderson	2/2	5/5	5/8	9/15	0/0
Steelers	2/2	5/5	5/8	9/15	0/0
Opponents	0/0	11/11	3/8	3/6	2/2

**STEELERS 1988 (Won 5, Lost 11)**

**Schedule**

Date	W-L	Score	Opponent	Attendance
9/4	W	24-21	Dallas	56,813
9/11	L	30-29	at Washington	54,083
9/18	L	17-12	Cincinnati	56,647
9/25	L	36-28	at Buffalo	78,735
10/2	L	23-9	Cleveland	56,410
10/9	L	31-14	at Phoenix	53,278
10/16	L	34-14	Houston	52,229
10/23	W	39-21	Denver	49,811
10/30	L	24-20	at N.Y. Jets	64,862
11/6	L	42-7	at Cincinnati	56,403
11/13	L	27-26	Philadelphia	46,026
11/20	L	27-7	at Cleveland	77,131
11/27	W	16-10	Kansas City	42,057
12/4	W	37-34	at Houston	47,791
12/11	L	20-14	at San Diego	33,816
12/18	W	40-24	Miami	36,051

**Team Statistics**

	Pittsburgh	Opponent
Total First Downs	292	319
Rushing	120	110
Passing	150	181
Penalty	22	28
3rd Down: Made/Att	78/216	98/225
3rd Down Pct.	36.1%	43.6%
Total Net Yards	5204	5805
Avg. Per Game	325.3	362.8
Total Plays	1030	1067
Avg. Per Play	5.1	5.4
Net Yards Rushing	2228	1864
Avg. Per Game	139.3	116.5
Total Rushes	499	516
Net Yards Passing	2976	3941
Avg. Per Game	186.0	246.3
Sacked/Yards Lost	42/331	19/145
Gross Yards	3307	4086
Attempts/Completions	489/226	432/309
Completion Pct.	46.2%	58.1%
Had Intercepted	20	20
Punts/Average	71/41.5	67/40.7
Net Punting Avg.	71/32.8	67/35.0
Penalties/Yards	99/803	79/705
Fumbles/Ball Lost	40/19	35/13
Touchdowns	36	49
Rushing	17	20
Passing	15	25
Returns	4	4

**Score by Period**

	Q1	Q2	Q3	Q4	OT	Pts
Steelers	85	94	47	110	0	336
Opponents	64	138	103	116	0	421

**Passing**

	Att	Cmp	Yds	Cmp%	TD	Int	Long	Sack/Lost	Rating
Brister	370	175	2634	47.3%	11	14	89t	36/292	65.3
Blackledge	79	38	494	48.1%	2	3	34	4/25	60.8
Bono	35	10	110	28.6%	1	2	15	1/8	25.9
Carter	3	2	56	66.7%	0	0	40	0/0	109.7
Lipps	2	1	13	50.0%	1	1	13t	1/6	70.8
Steelers	489	226	3307	46.2%	15	20	89t	42/331	62.0
Opponents	532	309	4086	58.1%	25	20	86t	19/145	82.5

**Scoring**

	TD	Ru	Pa	Rt	PAT	FG	2Pt	Pts
Anderson	0	0	0	0	34/35	28/36	0	118
Brister	6	6	0	0	0/0	0/0	0	36
Hoge	6	3	3	0	0/0	0/0	0	36
Lipps	6	1	5	0	0/0	0/0	0	36
Carter	5	3	2	0	0/0	0/0	0	30
Jackson	3	3	0	0	0/0	0/0	0	18
Stone	2	0	1	1	0/0	0/0	0	12
Blackledge	1	1	0	0	0/0	0/0	0	6
Gothard	1	0	1	0	0/0	0/0	0	6
Jordan	1	0	0	1	0/0	0/0	0	6
Lockett	1	0	0	1	0/0	0/0	0	6
Thompson	1	0	1	0	0/0	0/0	0	6
W. Williams	1	0	1	0	0/0	0/0	0	6
Woodruff	1	0	0	1	0/0	0/0	0	6
Woodson	1	0	0	1	0/0	0/0	0	6
Steelers	36	17	15	4	34/36	28/36	0	336
Opponents	47	20	25	2	47/48	26/32	0	409

Sacks: Johnson 4.0, Nickerson 3.5, G. Williams 3.5, Carr 3.5, Jones 1.5, Reese 1.0, Woodson 0.5, Lloyd 0.5, Hinkle 0.5, Thomas 0.5

Steelers: 19.0, Opponents: 42.0

2-Pl. Conversions: Steelers 0-0, Opponents 0-0

**Rushing**

	No.	Yds	Avg	Long	TD
Hoge	170	705	4.1	20	3
Williams	87	409	4.7	33	0
Jackson	74	315	4.3	29t	3
Carter	36	216	6.0	64t	3
Brister	45	209	4.6	20	6
Lipps	6	129	21.5	39t	1
Stone	40	127	3.2	11	0
Pollard	31	93	3.0	7	0
Blackledge	8	25	3.1	10	1
Newsome	2	0	0.0	0	1
Steelers	499	2228	4.5	64t	17
Opponents	516	1864	3.6	64	20

**Receiving**

	No.	Yds	Avg	Long	TD
Lipps	50	973	19.5	89t	5
Hoge	50	487	9.7	40	3
Carter	32	363	11.3	33	2
Lockett	22	365	16.6	44	1
Thompson	16	370	23.1	50	1
Gothard	12	121	10.1	26	1
Stone	11	196	17.8	72t	1
W. Williams	11	66	6.0	21	1
Johnson	10	237	23.7	60	0
Jackson	9	84	9.3	24	0
Pollard	2	22	11.0	19	0
Hinnant	1	23	23.0	23	0
Steelers	226	3307	14.6	89t	15
Opponents	309	4086	13.2	86t	25

**Interceptions**

	No.	Yds	Avg	Long	TD
Woodruff	4	109	27.3	78t	1
Woodson	4	98	24.5	29	0
Everett	3	31	10.3	29	0
Griffin	2	63	31.5	33	0
Jordan	1	28	28.0	28t	1
Carr	1	27	27.0	27	0
Gowdy	1	24	24.0	24	0
Hinkle	1	1	1.0	1	0
Little	1	0	0.0	0	0
Nickerson	1	0	0.0	0	0
Sanchez	1	0	0.0	0	0
Steelers	20	381	19.1	78t	2
Opponents	20	367	18.4	75t	1

**Punting**

	No.	Yds	Avg	Net	TB	In	Lg	B
Newsome	65	2950	45.4	32.8	10	9	62	0
Steelers	65	2950	45.4	32.8	10	9	62	0
Opponents	67	2726	40.7	35.0	3	16	63	0

**Punt Returns**

	Ret	FC	Yds	Avg	Long	TD
Woodson	33	6	281	8.5	28	0
Lipps	4	2	30	7.5	11	0
Sanchez	2	4	11	5.5	6	0
Steelers	39	12	322	8.3	28	0
Opponents	40	9	418	10.5	32	0

**Kickoff Returns**

	No.	Yds	Avg	Long	TD
Woodson	37	850	23.0	92t	1
Stone	29	610	21.0	92t	1
Sanchez	4	71	17.8	19	0
Boyle	1	19	19.0	19	0
Jackson	1	10	10.0	10	0
W. Williams	1	10	10.0	10	0
Blankenship	1	5	5.0	5	0
Steelers	74	1575	21.3	92t	2
Opponents	63	1351	21.4	90t	1

**Field Goals**

	1/19	20-29	30-39	40-49	50+
Anderson	1/1	11/11	9/10	6/12	1/2
Steelers	1/1	11/11	9/10	6/12	1/2
Opponents	3/3	6/7	9/10	7/10	1/2

# STEELERS 1987 (Won 8, Lost 7)

### Schedule

Date	W-L	Score	Opponent	Attendance
9/13	W	30-17	San Francisco	55,735
9/20	L	34-10	at Cleveland	79,543
9/27	Cancelled		N.Y. Jets	(Player Strike)
10/4	W	28-12	at Atlanta	16,667
10/11	L	31-21	at L.A. Rams	20,219
10/18	W	21-7	Indianapolis	34,627
10/25	W	23-20	Cincinnati	53,692
11/1	L	35-24	at Miami	52,578
11/8	W	17-16	at Kansas City	45,249
11/15	L	23-3	Houston	56,177
11/22	W	30-16	at Cincinnati	59,910
11/29	L	20-16	New Orleans	47,896
12/6	W	13-9	Seattle	48,881
12/13	W	20-16	at San Diego	51,605
12/20	L	24-16	at Houston	38,683
12/26	L	19-13	Cleveland	56,394

### Team Statistics

	Pittsburgh	Opponent
Total First Downs	263	289
Rushing	114	94
Passing	126	170
Penalty	23	25
3rd Down: Made/Att	86/229	78/222
3rd Down Pct.	39.5%	34.0%
Total Net Yards	4410	4920
Avg. Per Game	294.0	328.0
Total Plays	973	962
Avg. Per Play	4.5	5.1
Net Yards Rushing	2144	1610
Avg. Per Game	142.9	107.3
Total Rushes	517	455
Net Yards Passing	2266	3310
Avg. Per Game	151.1	220.7
Sacked/Yards Lost	27/198	26/196
Gross Yards	2464	3506
Attempts/Completions	429/198	481/290
Completion Pct.	46.2%	60.3%
Had Intercepted	25	27
Punts/Average	82/40.2	70/39.2
Net Punting Avg.	82/31.2	70/33.4
Penalties/Yards	105/801	95/771
Fumbles/Ball Lost	37/8	41/17
Touchdowns	31	34
Rushing	11	8
Passing	13	22
Returns	7	4

### Score by Period

	Q1	Q2	Q3	Q4	OT	Pts
Steelers	50	88	51	96	0	285
Opponents	45	79	77	98	0	299

### Passing

	Att	Cmp	Yds	Cmp%	TD	Int	Long	Sack/Lost	Rating
Malone	336	156	1896	46.4%	6	19	63	18/151	46.7
Bono	74	34	438	45.9%	5	2	57	6/30	76.3
Brister	12	4	20	33.3%	0	3	10	2/14	2.8
Collier	7	4	110	57.1%	2	1	49	1/3	101.8
Steelers	429	198	2464	46.2%	13	25	63	27/198	50.3
Opponents	481	290	3506	60.3%	22	27	52t	26/196	74.6

### Scoring

	TD	Ru	Pa	Rt	PAT	FG	2Pt	Pts
Anderson	0	0	0	0	21/21	22/27	0	87
Carter	3	0	0	0	0/0	0/0	0	18
Malone	3	3	0	0	0/0	0/0	0	18
Pollard	3	3	0	0	0/0	0/0	0	18
Abercrombie	2	2	0	0	0/0	0/0	0	12
Alston	2	0	2	0	0/0	0/0	0	12
Stallworth	2	0	2	0	0/0	0/2	0	12
Trout	0	0	0	0	10/10	0/2	0	10
Bono	1	1	0	0	0/0	0/0	0	6
Clinkscales	1	0	1	0	0/0	0/0	0	6
Gothard	1	0	1	0	0/0	0/0	0	6
Gowdy	1	0	0	1	0/0	0/0	0	6
Hall	2	0	0	2	0/0	0/0	0	6
Hairston	1	0	1	0	0/0	0/0	0	6
Hoge	1	0	1	0	0/0	0/0	0	6
Jackson	1	1	0	0	0/0	0/0	0	6
Lockett	1	0	1	0	0/0	0/0	0	6
Sanders	1	1	0	0	0/0	0/0	0	6
Shell	2	0	0	2	0/0	0/0	0	6
Thompson	1	0	1	0	0/0	0/0	0	6
Woodruff	1	0	1	0	0/0	0/0	0	6
Woodson	1	0	0	1	0/0	0/0	0	6
Steelers	29	11	13	5	31/31	22/29	0	273
Opponents	31	8	22	1	31/33	20/26	0	281

2-Pt. Conversions: Steelers 0-0, Opponents 0-0

Sacks: Merriweather 5.5, Gary 4.0, Willis 3.0, Carr 3.0, Hinkle 2.0, Team 2.0, Little 1.5, Cole 1.0, Dawkins 1.0, J. Williams 1.0, Warren 1.0, G. Williams 1.0  
Steelers: 26.0, Opponents: 27.0

### Rushing

	No.	Yds	Avg	Long	TD
Jackson	180	696	3.9	39	1
Pollard	128	536	4.2	33	3
Abercrombie	123	459	3.7	28t	2
Malone	34	162	4.8	42t	3
Stone	17	135	7.9	51	0
Sanders	11	65	5.9	14	1
Bono	8	27	3.4	23	1
Collier	4	20	5.0	12	0
Newsome	2	16	8.0	16	0
Carter	5	12	2.4	4	0
Hoge	3	8	2.7	5	0
Reader	2	8	4.0	4	0
Steelers	517	2144	4.1	51	11
Opponents	455	1610	3.5	58	8

### Receiving

	No.	Yds	Avg	Long	TD
Stallworth	41	521	12.7	45	2
Abercrombie	24	209	8.7	24	0
Thompson	17	313	18.4	63	1
Sweeney	16	217	13.6	34	0
Carter	16	180	11.3	26t	3
Pollard	14	77	5.5	17	0
Clinkscales	13	240	18.5	57	1
Lee	12	124	10.3	24	0
Lipps	11	164	14.9	27	0
Lockett	7	116	16.6	25	1
Steelers	198	2464	12.4	63	13
Opponents	290	3506	12.1	52t	22

### Interceptions

	No.	Yds	Avg	Long	TD
Woodruff	5	91	18.2	33t	1
Hall	3	29	9.7	25t	1
Everett	3	22	7.3	21	0
Hinkle	3	15	5.0	8	0
Gowdy	2	50	25.0	45t	1
Merriweather	2	26	13.0	15	0
Griffin	2	2	1.0	2	0
Shell	1	50	50.0	50t	1
Woodson	1	45	45.0	45t	1
Riley	1	4	4.0	4	0
Sheffield	1	2	2.0	2	0
Cole	1	0	0.0	0	0
Edwards	1	0	0.0	0	0
Williams	1	0	0.0	0	0
Steelers	27	336	12.4	50t	5
Opponents	25	330	13.2	49	1

### Punting

	No.	Yds	Avg	Nets	TB	In	Lg	B
Newsome	64	2678	41.8	31.5	13	8	57	1
Bruno	16	619	38.7	30.4	4	5	56	1
Steelers	80	3297	41.2	31.2	17	13	57	2
Opponents	70	2741	39.2	33.4	8	17	55	0

### Punt Returns

	Ret	FC	Yds	Avg	Long	TD
Woodson	16	1	135	8.4	20	0
Lipps	7	1	46	6.6	12	0
Anderson	7	1	38	5.4	10	0
Everett	4	2	22	5.5	11	0
Lockett	2	1	3	1.5	5	0
Steelers	36	6	244	6.8	20	0
Opponents	46	7	395	8.6	44	0

### Kickoff Returns

	No.	Yds	Avg	Long	TD
Woodson	36	982	27.3	84t	1
Stone	7	173	24.7	73	0
Thompson	4	41	10.3	15	0
J. Williams	4	31	7.8	22	0
J. Johnson	3	43	14.3	19	0
Griffin	1	21	21.0	21	0
Hinnant	1	13	13.0	13	0
Steelers	56	1304	23.3	84t	1
Opponents	53	1096	20.7	42	0

### Field Goals

	1/19	20-29	30-39	40-49	50+
Anderson	0/0	8/9	4/4	8/12	2/2
Trout	0/0	0/1	0/1	0/0	0/0
Steelers	0/0	8/10	4/5	8/12	2/2
Opponents	0/0	6/6	10/10	4/7	0/3

## STEELERS 1986 (Won 6, Lost 10)

### Schedule

Date	W-L	Score	Opponent	Attendance
9/7	L	30-0	at Seattle	61,461
9/15	L	21-10	Denver	57,305
9/21	L	31-7	at Minnesota	56,795
9/28	W	22-16/OT	at Houston	42,001
10/5	L	27-24	Cleveland	57,327
10/13	L	24-22	at Cincinnati	54,283
10/19	L	34-0	New England	54,743
10/26	W	30-9	Cincinnati	50,815
11/2	W	27-3	Green Bay	52,831
11/9	L	16-12	at Buffalo	72,000
11/16	W	21-10	Houston	49,724
11/23	L	37-31/OT	at Cleveland	76,452
11/30	L	13-10/OT	at Chicago	61,425
12/7	W	27-17	Detroit	45,042
12/13	W	45-24	at N.Y. Jets	58,044
12/21	L	24-19	Kansas City	47,150

### Team Statistics

	Pittsburgh	Opponent
Total First Downs	292	303
Rushing	125	97
Passing	140	176
Penalty	27	30
3rd Down: Made/Att	86/232	81/228
3rd Down Pct.	37.1%	35.5%
Total Net Yards	4811	5252
Avg. Per Game	300.7	328.3
Total Plays	1075	1050
Avg. Per Play	4.5	5.0
Net Yards Rushing	2223	1872
Avg. Per Game	138.9	117.0
Total Rushes	564	471
Net Yards Passing	2588	3380
Avg. Per Game	161.8	211.3
Sacked/Yards Lost	20/159	43/289
Gross Yards	2747	3669
Attempts/Completions	491/238	536/311
Completion Pct.	48.5%	58.0%
Had Intercepted	20	20
Punts/Average	89/38.7	82/39.0
Net Punting Avg.	89/30.6	82/31.0
Penalties/Yards	104/853	108/899
Fumbles/Ball Lost	28/16	31/13
Touchdowns	35	39
Rushing	18	10
Passing	16	22
Returns	1	7

### Score by Period

	Q1	Q2	Q3	Q4	OT	Pts
Steelers	51	83	90	77	6	307
Opponents	67	129	54	77	9	336

### Passing

	Att	Cmp	Yds	Cmp%	TD	Int	Long	Sack/Lost	Rating
Malone	425	216	2444	50.8%	15	18	48	13/97	62.5
Brister	60	21	291	35.0%	0	2	58	6/57	37.6
Campbell	4	0	0	0.0%	0	0	0	1.5	39.6
Newsome	2	1	12	50.0%	1	0	12t	0/0	108.3
Steelers	491	238	2747	48.5%	16	20	58	20/159	59.7
Opponents	536	311	3669	58.0%	22	20	55t	43/289	77.1

### Scoring

	TD	Ru	Pa	Rt	PAT	FG	2Pt	Pts
Anderson	0	0	0	0	32/32	21/32	0	95
Abercrombie	8	6	2	0	0/0	0/0	0	48
Jackson	5	5	0	0	0/0	0/0	0	30
Malone	5	5	0	0	0/0	0/0	0	30
Thompson	5	0	3	0	0/0	0/0	0	30
Erenberg	4	1	3	0	0/0	0/0	0	24
Lipps	3	2	1	0	0/0	0/0	0	18
Brister	1	1	0	0	0/0	0/0	0	6
Gothard	1	0	1	0	0/0	0/0	0	6
Sanchez	1	0	1	0	0/0	0/0	0	6
Stallworth	1	0	1	0	0/0	0/0	0	6
Sweeney	1	0	1	0	0/0	0/0	0	6
Steelers	35	18	16	1	32/34	21/32	0	307
Opponents	39	10	22	7	36/38	22/39	0	324

Sacks: Willis 12.0, Gary 6.5, Merriwether 6.0, Nelson 5.0, Hinkle 4.5, G. Williams 3.5, Dunn 2.5, Sims 1.0, Team 1.0, Little 0.5, Cole 0.5

Steelers: 43.0, Opponents: 20.0

2-PT. Conversions: Steelers 0-0, Opponents 0-0

### Rushing

	No.	Yds	Avg	Long	TD
Jackson	216	910	4.2	31	5
Abercrombie	214	877	4.1	38t	6
Erenberg	42	170	4.0	17	1
Malone	31	107	3.5	45	5
Pollard	24	86	3.6	12	0
Hughes	14	32	2.3	8	0
Reeder	6	20	3.3	6	0
Sanders	4	12	3.0	13	0
Brister	6	10	1.7	9	1
Seitz	3	2	0.7	2	0
Lipps	4	-3	-0.8	8	0
Steelers	564	2233	3.9	45	18
Opponents	471	1872	4.0	61t	10

### Receiving

	No.	Yds	Avg	Long	TD
Abercrombie	47	395	8.4	27	2
Lipps	38	590	15.5	48	3
Stallworth	34	466	13.7	40t	1
Erenberg	27	217	8.0	19	3
Sweeney	21	337	16.0	58	1
Gothard	21	246	11.7	34	1
Thompson	17	191	11.2	20	5
Jackson	17	176	9.9	28	0
Hughes	10	98	9.8	22	0
Sanders	2	19	9.5	10	0
Pollard	2	15	7.5	10	0
Reeder	2	4	2.0	3	0
Steelers	238	2747	11.5	58	16
Opponents	311	3669	11.8	55t	22

### Interceptions

	No.	Yds	Avg	Long	TD
Sanchez	3	71	23.7	67t	1
Williams	3	44	14.7	25	0
Shell	3	29	9.7	17	0
Woods	3	26	8.7	23	0
Clayton	3	18	6.0	14	0
Hinkle	3	7	2.3	6	0
Merriwether	2	14	7.0	11	0
Swain	0	9	1.0	1	0
Steelers	20	218	10.9	67t	1
Opponents	20	244	12.2	37t	2

### Punting

	No.	Yds	Avg	Net	TB	In	Lg	B
Newsome	86	3447	40.1	38.7	11	18	64	0
Steelers	86	3447	40.1	38.7	11	18	64	0
Opponents	82	3194	39.0	31.0	7	17	69	0

### Punt Returns

	Ret	FC	Yds	Avg	Long	TD
Woods	33	12	294	8.9	41	0
Lipps	3	1	16	5.3	10	0
Steelers	36	13	310	8.6	41	0
Opponents	34	14	364	10.7	44	0

### Kickoff Returns

	No.	Yds	Avg	Long	TD
Sanchez	25	591	23.6	64	0
Elder	21	425	20.2	36	0
Sanders	8	148	18.5	29	0
Reeder	4	52	13.0	17	0
Hughes	2	16	8.0	16	0
Seitz	2	25	12.5	14	0
Merriwether	1	27	27.0	27	0
Woods	1	17	17.0	17	0
Rostovsky	1	3	3.0	3	0
Sweeney	1	0	0.0	0	0
Steelers	66	1,304	19.8	64	0
Opponents	56	1,362	24.3	100t	3

### Field Goals

	1/19	20-29	30-39	40-49	50+
Anderson	0/1	6/7	6/7	9/14	0/3
Steelers	0/1	6/7	6/7	9/14	0/3
Opponents	2/2	6/10	7/11	7/13	0/3



## STEELERS 1985 (Won 7, Lost 9)

### Schedule

Date	W-L	Score	Opponent	Attendance
9/19	W	45-3	Indianapolis	55,279
9/16	L	17-7	at Cleveland	79,042
9/22	W	20-0	Houston	58,752
9/30	L	37-24	Cincinnati	59,541
10/6	L	24-20	at Miami	72,820
10/13	L	27-13	at Dallas	62,932
10/20	W	23-10	St. Louis	56,478
10/27	L	26-21	at Cincinnati	55,421
11/3	W	10-9	Cleveland	51,976
11/10	W	36-28	at Kansas City	46,126
11/17	W	30-7	at Houston	45,977
11/24	L	30-23	Washington	59,293
12/1	L	31-23	Denver	56,797
12/8	L	54-44	at San Diego	52,098
12/15	W	30-24	Buffalo	35,953
12/21	L	28-10	at N.Y. Giants	66,785

### Team Statistics

	Pittsburgh	Opponent
Total First Downs	315	273
Rushing	125	105
Passing	165	144
Penalty	25	24
3rd Down: Made/Att	92/237	71/207
3rd Down Pct.	38.8%	34.3%
Total Net Yards	5350	4659
Avg. Per Game	334.4	291.2
Total Plays	1086	990
Avg. Per Play	4.9	4.7
Net Yards Rushing	2177	1876
Avg. Per Game	136.1	117.3
Total Rushes	541	470
Net Yards Passing	3173	2783
Avg. Per Game	198.3	173.9
Sacked/Yards Lost	33/224	36/305
Gross Yards	3397	3088
Attempts/Completions	512/254	484/287
Completion Pct.	49.6%	59.3%
Had Intercepted	27	20
Punts/Average	79/39.1	86/40.9
Net Punting Avg.	79/32.65	86/32.9
Penalties/Yards	85/665	89/679
Fumbles/Ball Lost	31/9	34/14
Touchdowns	40	43
Rushing	14	19
Passing	23	18
Returns	3	6

### Score by Period

	Q1	Q2	Q3	Q4	OT	Pts
Steelers	58	134	83	104	0	379
Opponents	72	129	53	101	0	355

### Passing

	Att	Cmp	Yds	Cmp%	TD	Int	Long	Sack/Lost	Rating
Malone	233	117	1428	50.2%	13	7	45t	10/80	75.6
Woodley	183	94	1357	51.4%	6	14	69	13/84	54.7
Campbell	96	43	612	44.8%	4	6	51	10/60	53.7
Steelers	512	254	3397	49.6%	23	27	69	33/224	64.0
Opponents	484	287	3088	59.3%	18	20	75t	36/305	73.3

### Scoring

	TD	Ru	Pa	Rt	PAT	FG	2Pt	Pts
Anderson	0	0	0	0	40/40	33/42	0	139
Lipps	15	1	12	2	0/0	0/0	0	90
Abercrombie	9	7	2	0	0/0	0/0	0	54
Stallworth	5	0	5	0	0/0	0/0	0	30
Erenberg	3	0	3	0	0/0	0/0	0	18
Pollard	3	3	0	0	0/0	0/0	0	18
Woodley	2	2	0	0	0/0	0/0	0	12
Malone	1	1	0	0	0/0	0/0	0	6
Thompson	1	0	1	0	0/0	0/0	0	6
Merriwether	1	0	1	0	0/0	0/0	0	6
Steelers	40	14	23	3	40/40	33/42	0	379
Opponents	42	19	18	6	39/40	19/25	0	349

Sacks: Willis 5.5, Hinkle 5.0, Merriweather 4.0, Gary 3.0, Goodman 3.0, Cole 3.0, Catano 3.0, Dunn 2.5, Team 2.0, Carr 1.0, Nelson 1.0, Little 1.0, Woods 1.0, Sims 1.0

Steelers: 36.0, Opponents: 33.0

2-Pt. Conversions: Steelers 0-0, Opponents 0-0

### Rushing

	No.	Yds	Avg	Long	TD
Pollard	233	991	4.3	56	3
Abercrombie	227	851	3.8	32t	7
Malone	15	80	5.3	25	1
Woodley	17	71	4.2	13	2
Erenberg	16	67	4.2	12	0
Spencer	13	56	4.3	11	0
Campbell	9	28	3.1	14	0
Morse	8	17	2.1	9	0
Lipps	3	16	5.3	15t	1
Steelers	541	2177	4.0	56	14
Opponents	470	1876	4.0	77t	19

### Receiving

	No.	Yds	Avg	Long	TD
Stallworth	75	937	12.5	41	5
Lipps	59	1134	19.2	51	12
Erenberg	33	326	9.9	35	3
Pollard	24	250	10.4	20	0
Abercrombie	24	209	8.7	27	2
Sweeney	16	234	14.6	69	0
Thompson	8	138	17.3	42	1
Gothard	6	83	13.8	24	0
Cunningham	6	61	10.2	17	0
Spencer	3	25	8.3	13	0
Steelers	254	3397	13.4	69	23
Opponents	287	3088	10.8	75t	18

### Interceptions

	No.	Yds	Avg	Long	TD
Woodson	5	80	16.0	33	0
Williams	4	47	11.8	29	0
Shell	4	40	10.0	26	0
Merriwether	2	36	18.0	35t	1
Swain	2	4	2.0	4	0
Little	2	0	0.0	3	0
Cole	1	4	4.0	4	0
Steelers	20	211	10.6	35t	0
Opponents	27	409	15.2	57t	5

### Punting

	No.	Yds	Avg	Net	TB	In	Lg	B
Newsome	78	3088	39.6	32.5	7	17	59	0
Steelers	78	3088	39.6	32.5	7	17	59	0
Opponents	86	3515	40.9	32.9	10	17	65	0

### Punt Returns

	Ret	FC	Yds	Avg	Long	TD
Lipps	36	2	437	12.0	71t	2&
Woods	13	2	46	3.5	10	0
Steelers	49	4	483	9.9	71t	2
Opponents	43	8	380	8.8	31	0

### & Team Record

### Kickoff Returns

	No.	Yds	Avg	Long	TD
Spencer	27	617	22.9	40	0
Erenberg	21	441	21.0	35	0
Lipps	13	237	18.2	24	0
Washington	3	34	11.3	14	0
Tuggle	1	8	8.0	8	0
Steelers	65	1337	20.6	40	0
Opponents	65	1566	24.1	95	0

### Field Goals

	1/19	20-29	30-39	40-49	50+
Anderson	1/1	12/13	14/15	5/9	1/4
Steelers	1/1	12/13	14/15	5/9	1/4
Opponents	2/2	2/3	11/12	4/5	0/3

## STEELERS 1984 (Won 9, Lost 7)

### Schedule

Date	W-L	Score	Opponent	Attendance
9/2	L	37-27	Kansas City	56,709
9/6	W	23-17	at N.Y. Jets	70,564
9/16	W	24-14	L.A. Rams	58,104
9/23	L	20-10	at Cleveland	77,312
10/1	W	38-17	Cincinnati	57,098
10/7	L	31-7	Miami	59,103
10/14	W	20:17	at San Francisco	59,110
10/21	L	17-16	at Indianapolis	60,026
10/28	W	35-10	Atlanta	55,971
11/4	W	35-7	Houston	48,892
11/11	L	22-20	at Cincinnati	52,497
11/19	L	27-24	at New Orleans	66,005
11/25	W	52/24	San Diego	55,586
12/2	L	23-20/OT	at Houston	39,786
12/9	W	23-20	Cleveland	55,825
12/16	W	13-7	at L.A. Raiders	83,056

### Team Statistics

	Pittsburgh	Opponent
Total First Downs	302	282
Rushing	117	87
Passing	167	167
Penalty	19	28
3rd Down: Made/Att	92/227	75/225
3rd Down Pct.	40.5%	33.3%
Total Net Yards	5420	4916
Avg. Per Game	338.8	307.3
Total Plays	1052	1016
Avg. Per Play	5.2	4.8
Net Yards Rushing	2179	1617
Avg. Per Game	136.2	101.1
Total Rushes	574	454
Net Yards Passing	3241	3299
Avg. Per Game	206.2	206.2
Sacked/Yards Lost	35/278	47/390
Gross Yards	3519	3689
Attempts/Completions	443/240	515/299
Completion Pct.	54.2%	58.1%
Had Intercepted	25	31
Punts/Average	70/41.2	90/42.4
Net Punting Avg.	70/34.7	90/32.5
Penalties/Yards	112/948	107/945
Fumbles/Ball Lost	40/15	30/11
Touchdowns	45	35
Rushing	13	12
Passing	25	19
Returns	7	4

### Score by Period

	Q1	Q2	Q3	Q4	OT	Pts
Steelers	50	147	95	95	0	387
Opponents	26	105	69	107	3	310

### Passing

	Att	Cmp	Yds	Cmp%	TD	Int	Sack/Lost	Rating	
Malone	272	147	2137	54.0%	16	17	611	25/211	73.4
Woodley	156	85	1273	54.5%	8	7	80t	10/67	79.9
Campbell	15	8	109	53.3%	1	1	25t	0/0	71.3
Steelers	443	240	3519	54.2%	25	25	80t	35/278	75.6
Opponents	515	299	3689	58.1%	19	31	68	47/390	67.5

### Scoring

	TD	Ru	Pa	Rt	PAT	FG	2Pt	Pts
Anderson	0	0	0	0	45/45	24/32	0	117
Stallworth	11	0	11	0	0/0	0/0	0	66
Lipps	11	1	9	1	0/0	0/0	0	66
Pollard	6	6	0	0	0/0	0/0	0	36
Erenberg	3	2	1	0	0/0	0/0	0	18
Malone	3	3	0	0	0/0	0/0	0	18
Thompson	3	0	3	0	0/0	0/0	0	18
Washington	2	0	0	2	0/0	0/0	0	12
Abercrombie	1	1	0	0	0/0	0/0	0	6
Shell	1	0	0	1	0/0	0/0	0	6
Cunningham	1	0	0	1	0/0	0/0	0	6
Woodruff	1	0	0	1	0/0	0/0	0	6
Steelers	43	13	25	5	45/45	24/32	0	375
Opponents	35	12	19	3	34/35	22/28	0	310

Sacks: Merriwether 15.0, E. Nelson 7.0, Hinkle 5.5, Willis 5.0, Gary 4.0, Goodman 2.5, Cole 2.0, E. Williams 2.0, Little 1.0, Dunn 1.0, Clayton 1.0, Team 1.0  
Steelers: 47.0, Opponents: 35.0

2-PT. Conversions: Steelers 0-0, Opponents 0-0

### Rushing

	No.	Yds	Avg	Long	TD
Pollard	213	851	4.0	52	6
Abercrombie	145	610	4.2	31	1
Erenberg	115	405	3.5	31t	2
Corley	18	89	4.9	23	0
Veals	31	87	2.8	9	0
Lipps	3	71	23.7	36t	1
Malone	25	42	1.7	13t	3
Gillespie	7	18	2.6	9	0
Woodley	11	14	1.3	7	0
Spencer	1	0	0.0	0	0
Colquitt	1	0	-3.0	0	0
Capers	1	-3	-5.0	-3	0
Campbell	3	-5	-3.8	-5	0
Steelers	574	2179	3.6	52	13
Opponents	454	1617	3.1	12	12

### Receiving

	No.	Yds	Avg	Long	TD
Stallworth	80	1395	17.4	51	11
Lipps	45	860	19.1	80t	9
Erenberg	38	358	9.4	25	1
Pollard	21	186	8.9	18	0
Thompson	17	291	17.1	59	3
Abercrombie	16	135	8.4	59	0
Capers	7	81	11.6	19	0
Kolodziejski	5	59	11.8	22	0
Cunningham	4	64	16.0	29	1
D. Nelson	2	31	15.5	19	0
Sweeney	2	25	12.5	16	0
Garrity	2	22	11.0	12	0
Gillespie	1	12	12.0	12	0
Steelers	240	3519	14.7	80t	25
Opponents	299	3689	12.3	68	19

### Interceptions

	No.	Yds	Avg	Long	TD
Shell	7	61	8.7	52t	1
Washington	6	138	23.0	69t	2
Woodruff	5	56	11.2	42t	1
Hinkle	3	77	25.7	43	0
E. Williams	3	49	16.3	44	0
Merriwether	2	9	4.5	8	0
Woods	2	0	0.0	0	0
C. Brown	1	31	31.0	31	0
Cole	1	12	12.0	12	0
Clayton	1	0	0.0	0	0
Steelers	31	433	14.0	69t	4
Opponents	25	371	14.8	70	1

### Punting

	No.	Yds	Avg	Net	TB	In	Lg	B
Colquitt	70	2883	41.2	34.7	5	21	62	0
Steelers	70	2883	41.2	34.7	5	21	62	0
Opponents	90	3818	42.4	32.5	10	13	60	0

### Punt Returns

	Ret	FC	Yds	Avg	Long	TD
Lipps	53&	0	656&	12.4	76t	1
Woods	6	0	40	6.7	14	0
Clayton	1	0	0	0.0	0	0
Long	1	0	0	0.0	0	0
Steelers	61	0	696	11.4	76t	1
Opponents	37	0	351	9.5	58t	1

### &Team Record

### Kickoff Returns

	No.	Yds	Avg	Long	TD
Erenberg	28	575	20.5	47	0
Spencer	18	373	10.7	40	0
Veals	4	40	10.0	18	0
Corley	1	15	15.0	15	0
Gillespie	1	12	12.0	12	0
C. Brown	1	11	11.0	11	0
Catano	1	0	0.0	0	0
Steelers	54	1026	19.0	47	0
Opponents	61	1338	21.9	97t	1

### Field Goals

	1/19	20-29	30-39	40-49	50+
Anderson	0/0	8/9	6/9	8/11	2/3
Steelers	0/0	8/9	6/9	8/11	2/3
Opponents	2/2	5/5	8/10	6/9	1/2

## STEELERS 1983 (Won 10, Lost 6)

### Schedule

Date	W-L	Score	Opponent	Attendance
9/4	L	14-10	Denver	58,233
9/11	W	25-21	at Green Bay	58,154
9/18	W	40-28	at Houston	44,150
9/25	L	28-23	New England	58,282
10/2	W	17-10	Houston	56,901
10/10	W	24-14	at Cincinnati	56,086
10/16	W	44-17	Cleveland	59,263
10/23	W	27-21	at Seattle	61,615
10/30	W	17-12	Tampa Bay	57,468
11/6	W	26-3	San Diego	58,191
11/13	W	24-13	at Baltimore	57,319
11/20	L	17-14	Minnesota	58,417
11/24	L	45-3	at Detroit	77,724
12/4	L	23-10	Cincinnati	55,832
12/10	W	34-7	at N.Y. Jets	53,996
12/10	L	30-17	at Cleveland	72,313

### Team Statistics

	Pittsburgh	Opponent
Total First Downs	312	278
Rushing	156	100
Passing	141	151
Penalty	15	27
3rd Down: Made/Att	99/231	77/216
3rd Down Pct.	42.9%	35.6%
Total Net Yards	5014	4728
Avg. Per Game	313.4	295.5
Total Plays	1075	1006
Avg. Per Play	4.7	4.7
Net Yards Rushing	2610	1833
Avg. Per Game	163.1	114.6
Total Rushes	614	509
Net Yards Passing	2404	2895
Avg. Per Game	150.3	180.9
Sacked/Yards Lost	52/350	50/361
Gross Yards	2754	3256
Attempts/Completions	409/211	447/238
Completion Pct.	51.6%	53.2%
Had Intercepted	23	28
Punts/Average	80/41.9	88/41.1
Net Punting Avg.	80/35.0	88/33.1
Penalties/Yards	99/836	96/782
Fumbles/Ball Lost	42/20	34/17
Touchdowns	39	37
Rushing	17	14
Passing	15	19
Returns	7	4

### Score by Period

	Q1	Q2	Q3	Q4	OT	Pts
Steelers	95	105	30	125	0	355
Opponents	80	78	72	73	0	303

### Passing

	Att	Cmp	Yds	Cmp%	TD	Int	Long	Sack/Lost	Rating
Stoudt	381	197	2553	51.7%	12	21	52	51/339	60.6
Malone	20	9	124	45.0%	1	2	38	1/11	42.5
Bradshaw	8	5	77	62.5%	2	0	24	0/0	133.9
Steelers	409	211	2754	51.6%	15	23	52	52/350	61.9
Opponents	447	238	3256	53.2%	19	28	76	50/361	64.9

### Scoring

	TD	Ru	Pa	Rt	PAT	FG	2Pt	Pts
Anderson	0	0	0	0	38/39	27/31	0	119
Abercrombie	7	4	3	0	0/0	0/0	0	42
F. Harris	7	5	2	0	0/0	0/0	0	42
Sweeney	5	0	5	0	0/0	0/0	0	30
Pollard	4	4	0	0	0/0	0/0	0	24
Stoudt	4	4	0	0	0/0	0/0	0	24
Cunningham	3	0	3	0	0/0	0/0	0	18
Hinkle	1	0	0	1	0/0	0/0	0	6
Johnson	1	0	0	1	0/0	0/0	0	6
Clayton	1	0	0	1	0/0	0/0	0	6
Merriwether	1	0	0	1	0/0	0/0	0	6
Capers	1	0	1	0	0/0	0/0	0	6
Garrity	1	0	1	0	0/0	0/0	0	6
Steelers	36	17	15	4	38/39	27/31	0	337
Opponents	37	14	19	4	36/37	15/20	0	303

Sacks: Willis 14.0, Gary 7.5, Dunn 6.0, Cole 5.0, Lambert 4.0, Nelson 3.0, Beasley 2.5, Rivera 2.0, Clayton 2.0, Kohrs 1.5, Goodman 1.0, Woodruff 1.0, Merriwether 0.5

Steelers: 50.0, Opponents: 52.0

2-Pt. Conversions: Steelers 0-0, Opponents 0-0

### Rushing

	No.	Yds	Avg	Long	TD
F. Harris	279	1007	3.6	19	5
Pollard	135	608	4.5	32	4
Stoudt	77	479	6.2	23	4
Abercrombie	112	446	4.0	50	4
Hawthorne	5	47	9.4	20	0
T. Harris	2	15	7.5	10	0
Odom	2	7	3.5	4	0
Bradshaw	8	7	0.9	7	0
Sweeney	3	5	1.7	2	0
Steelers	614	2610	4.3	50	17
Opponents	509	1833	3.6	30	14

### Receiving

	No.	Yds	Avg	Long	TD
Sweeney	39	577	14.8	42	5
Cunningham	35	442	12.6	25	3
F. Harris	34	278	8.2	29	2
Abercrombie	26	391	15.0	51	3
Hawthorne	19	300	15.8	52	0
Garrity	19	279	14.7	38	1
Pollard	16	127	7.9	17	0
Capers	10	185	18.5	36	1
Stallworth	8	100	12.5	20	0
Skansi	3	39	13.0	21	0
Rodgers	2	36	18.0	25	0
Steelers	211	2754	13.1	52	15
Opponents	238	3256	13.7	76	19

### Interceptions

	No.	Yds	Avg	Long	TD
Woods	5	53	10.6	31	0
Shell	5	18	3.6	18	0
Blount	4	32	8.0	21	0
Woodruff	3	85	28.3	47	0
Johnson	3	84	28.0	34	1
Merriwether	3	55	18.3	31	1
Lambert	2	-1	-0.5	0	0
Clayton	1	70	70.0	70	1
Washington	1	25	25.0	25	0
Hinkle	1	14	14.0	14	1
Steelers	28	435	15.5	70	4
Opponents	23	252	11.0	41	2

### Punting

	No.	Yds	Avg	Net	TB	In	Lg	B
Colquitt	80	3352	41.9	35.0	7	20	58	0
Steelers	80	3352	41.9	35.0	7	20	58	0
Opponents	88	3615	41.1	33.1	14	10	61	0

### Punt Returns

	Ret	FC	Yds	Avg	Long	TD
Skansi	43	9	363	8.4	57	0
Woods	5	0	46	9.2	13	0
T. Harris	3	0	12	4.0	6	0
Steelers	51	9	421	8.3	57	0
Opponents	44	5	418	9.5	81	1

### Kickoff Returns

	No.	Yds	Avg	Long	TD
Odom	39	758	19.4	35	0
T. Harris	18	289	16.1	32	0
Bingham	1	15	15.0	15	0
Kohrs	1	6	6.0	6	0
Steelers	59	1068	18.1	35	0
Opponents	65	1507	23.2	97	1

### Field Goals

	1/19	20-29	30-39	40-49	50+
Anderson	2/2	8/9	9/10	8/10	0/0
Steelers	2/2	8/9	9/10	8/10	0/0
Opponents	1/1	6/7	6/6	2/5	0/1

**STEELERS 1982 (Won 6, Lost 3)**

**Schedule**

Date	W-L	Score	Opponent	Attendance
9/13	W	36-28	at Dallas	63,431
9/19	W	26-20/OT	Cincinnati	53,973
9/26	Cancelled		N.Y. Giants*	
10/3	Cancelled		at Denver*	
10/11	Cancelled		Philadelphia*	
10/17	Cancelled		at Washington*	
10/31	Cancelled		at Cincinnati*	
11/7	Cancelled		Houston*	
11/14	Cancelled		N.Y. Jets*	
11/21	W	24-10	at Houston	42,338
11/28	L	16-0	at Seattle	55,553
12/5	W	35-14	Kansas City	52,090
12/12	L	13-0	at Buffalo	58,391
12/19	L	10-9	at Cleveland	67,139
12/26	W	37-14	New England	50,515
1/2	W	37-21	Cleveland	52,312

\*Game cancelled for player strike

**Team Statistics**

	Pittsburgh	Opponent
Total First Downs	171	174
Rushing	69	92
Passing	91	142
Penalty	11	14
3rd Down: Made/Att	47/121	47/126
3rd Down Pct.	39.0%	37.3%
Total Net Yards	2970	2874
Avg. Per Game	330.0	319.3
Total Plays	583	599
Avg. Per Play	5.1	4.8
Net Yards Rushing	1187	762
Avg. Per Game	131.9	84.7
Total Rushes	289	236
Net Yards Passing	1783	2112
Avg. Per Game	198.1	234.7
Sacked/Yards Lost	19/139	34/273
Gross Yards	1922	2385
Attempts/Completions	275/141	329/176
Completion Pct.	51.3%	53.5%
Had Intercepted	16	17
Punts/Average	49/40.4	53/38.1
Net Punting Avg.	49/35.1	53/30.6
Penalties/Yards	59/459	44/345
Fumbles/Ball Lost	18/7	17/8
Touchdowns	25	17
Rushing	7	5
Passing	17	12
Returns	1	6

**Score by Period**

	Q1	Q2	Q3	Q4	OT	Pts
Steelers	47	54	38	59	6	204
Opponents	13	43	38	52	0	146

**Passing**

	Att	Cmp	Yds	Cmp%	TD	Int	Long	Sack/Lost	Rating
Bradshaw	240	127	1768	52.9%	17	11	74t	18/131	81.4
Stoutd	35	14	154	40.0%	0	5	24	1/8	14.2
Steelers	275	141	1922	51.3%	17	16	74t	19/139	70.3
Opponents	329	176	3285	53.5%	12	17	75t	34/273	67.5

**Scoring**

	TD	Ru	Pa	Rt	PAT	FG	2Pt	Pts
Anderson	0	0	0	0	22/22	10/12	0	52
Stallworth	7	0	7	0	0/0	0/0	0	42
Smith	4	0	4	0	0/0	0/0	0	24
Hawthorne	2	0	3	0	0/0	0/0	0	18
Cunningham	3	0	2	0	0/0	0/0	0	12
Pollard	2	2	0	0	0/0	0/0	0	12
Harris	2	2	0	0	0/0	0/0	0	12
Abercrombie	2	2	0	0	0/0	0/0	0	12
Thornton	1	1	0	0	0/0	0/0	0	6
Pinney	1	0	1	0	0/0	0/0	0	6
Steelers	24	7	17	0	22/22	10/12	0	198
Opponents	17	5	12	0	17/17	9/14	0	146

Sacks: Beasley 6.0, Dunn 6.0, Cole 5.0, Lambert 4.0, Ham 3.0, Toews 2.5, Kohrs 2.0, Goodman 1.5, Shell 1.0, Hinkle 1.0, Woodruff 1.0, Willis 1.0  
Steelers: 34.0, Opponents: 19.0

2-Pt. Conversions: Steelers 0-0, Opponents 0-0

**Rushing**

	No.	Yds	Avg	Long	TD
Harris	140	604	4.3	21	2
Pollard	62	238	3.8	18	2
Abercrombie	21	100	4.8	34	2
Davis	24	72	3.0	9	0
Hawthorne	15	68	4.5	11	0
Thornton	6	33	5.5	13	1
Stoutd	11	28	2.5	8	0
Swann	1	25	25.0	25	0
Bradshaw	8	10	2.3	6	0
Stallworth	1	9	9.0	9	0
Steelers	289	1187	4.1	34	7
Opponents	236	762	3.2	33	5

**Receiving**

	No.	Yds	Avg	Long	TD
Harris	31	249	8.0	20	0
Stallworth	27	441	16.3	74t	7
Cunningham	21	277	13.2	31	2
Swann	18	265	14.7	60	0
Smith	17	387	22.8	51	4
Hawthorne	12	182	15.2	46t	3
Pollard	6	39	6.5	11	0
Sweeney	5	50	10.0	17	0
Abercrombie	1	14	14.0	14	0
Davis	1	11	11.0	11	0
Thornton	1	4	4.0	4	0
Pinney	1	3	3.0	3t	1
Steelers	141	1922	13.6	74t	17
Opponents	176	2385	13.6	75t	12

**Interceptions**

	No.	Yds	Avg	Long	TD
Woodruff	5	53	10.6	30	0
Shell	5	27	5.2	18	0
Johnson	2	5	2.5	5	0
Toews	1	20	20.0	20	0
Woods	1	12	12.0	12	0
Lambert	1	6	6.0	6	0
Ham	1	2	2.0	2	0
Blount	1	2	7.0	2	0
Steelers	17	127	7.5	30	0
Opponents	16	168	10.5	28	0

**Punting**

	No.	Yds	Avg	Net	TB	In	Lg	B
Goodson	49	1981	40.4	35.1	4	11	66	1
Net Punting Avg.	49	1981	40.4	35.1	4	11	66	1
Opponents	53	2019	38.1	30.6	4	9	54	2

**Punt Returns**

	Ret	FC	Yds	Avg	Long	TD
Sydor	22	3	172	7.8	21	0
Woods	13	2	142	10.9	20	0
Merriweather	1	0	3	3.0	3	0
Steelers	36	5	317	8.8	21	0
Opponents	28	4	182	6.5	17	0

**Kickoff Returns**

	No.	Yds	Avg	Long	TD
Bohannon	14	329	23.5	57	0
Abercrombie	7	139	19.9	46	0
French	2	38	19.0	26	0
Sydor	2	37	18.5	20	0
Moser	1	18	18.0	18	0
Donnalley	1	8	8.0	8	0
Swann	1	0	0.0	0	0
Steelers	28	569	20.3	57	0
Opponents	36	821	22.8	39	0

**Field Goals**

	1/19	20-29	30-39	40-49	50+
Anderson	0/0	4/4	1/2	5/5	0/1
Steelers	0/0	4/4	1/2	5/5	0/1
Opponents	0/0	4/4	1/2	5/5	0/1

**STEELERS 1981 (Won 8, Lost 8)**

**Schedule**

Date	W-L	Score	Opponent	Attendance
9/6	L	37-33	Kansas City	53,305
9/10	L	30-10	at Miami	74,190
9/20	W	38-10	N.Y. Jets	52,973
9/27	W	27-21	New England	53,344
10/4	W	20-6	at New Orleans	64,578
10/11	W	13-7	Cleveland	53,255
10/18	L	34-7	at Cincinnati	57,090
10/26	W	26-13	Houston	52,732
11/1	L	17-14	San Francisco	52,878
11/8	L	24-21	at Seattle	59,058
11/15	W	34-20	at Atlanta	57,485
11/22	W	32-10	at Cleveland	77,958
11/29	W	24-0	L.A. Rams	51,854
12/7	L	30-27	at Oakland	51,769
12/13	L	17-10	Cincinnati	50,623
12/20	L	21-20	at Houston	41,056

**Team Statistics**

	Pittsburgh	Opponent
Total First Downs	318	323
Rushing	137	114
Passing	156	181
Penalty	25	28
3rd Down: Made/Att	83/203	90/231
3rd Down Pct.	40.9%	39.0%
Total Net Yards	5598	5652
Avg. Per Game	349.9	353.3
Total Plays	1042	1084
Avg. Per Play	5.4	5.2
Net Yards Rushing	2372	1869
Avg. Per Game	148.3	116.8
Total Rushes	554	500
Net Yards Passing	3226	3783
Avg. Per Game	201.6	236.4
Sacked/Yards Lost	27/231	40/325
Gross Yards	3457	4107
Attempts/Completions	461/247	542/302
Completion Pct.	53.6%	55.5%
Had Intercepted	19	30
Punts/Average	84/43.3	78/42.1
Net Punting Avg.	84/35.3	78/35.8
Penalties/Yards	97/840	112/960
Fumbles/Ball Lost	39/22	31/16
Touchdowns	47	35
Rushing	21	10
Passing	25	22
Returns	1	3

**Score by Period**

	Q1	Q2	Q3	Q4	OT	Pts
Steelers	90	97	84	79	6	356
Opponents	33	97	58	109	3	297

**Passing**

	Att	Cmp	Yds	Cmp%	TD	Int	Long	Sack/Lost	Rating
Bradshaw	370	201	2887	54.3%	22	14	90t	17/155	83.9
Malone	88	45	553	51.1%	3	5	30	10/76	58.6
Stoutd	3	1	17	33.3%	0	0	17	0/0	53.5
Steelers	461	247	3457	53.6%	25	19	90t	27/231	78.9
Opponents	544	302	4107	55.5%	22	30	73t	40/325	70.3

**Scoring**

	TD	Ru	Pa	Rt	PAT	FG	2Pt	Pts
Trout	0	0	0	0	38/46	12/17	0	74
Harris	9	8	1	0	0/0	0/0	0	54
Smith	7	0	7	0	0/0	0/0	0	42
Stallworth	5	0	5	0	0/0	0/0	0	30
Swann	5	0	5	0	0/0	0/0	0	30
Thornton	4	4	0	0	0/0	0/0	0	24
Cunningham	3	0	3	0	0/0	0/0	0	18
Malone	3	2	1	0	0/0	0/0	0	18
Pollard	2	2	0	0	0/0	0/0	0	12
Hawthorne	2	2	0	0	0/0	0/0	0	12
Bradshaw	2	2	0	0	0/0	0/0	0	12
Davis	1	1	0	0	0/0	0/0	0	6
Blount	1	0	1	0	0/0	0/0	0	6
Grossman	1	0	1	0	0/0	0/0	0	6
Pinney	1	0	1	0	0/0	0/0	0	6
Moser	1	0	1	0	0/0	0/0	0	6
Steelers	47	21	25	1	38/46	38/46	0	356
Opponents	34	10	22	3	33/35	18/33	0	291

Sacks: Dunn 8.0, Kohrs 5.5, Beasley 5.0, Greene 4.5, Banaszak 4.0, Greenwood 3.0, Goodman 3.0, Cole 2.5, Lambert 2.0, Winston 1.5, Woodruff 1.0

Steelers: 40.0, Opponents: 27.0

2-Pt. Conversions: Steelers 0-0, Opponents 0-0

**Rushing**

	No.	Yds	Avg	Long	TD
Harris	242	987	4.1	50	8
Pollard	123	570	4.6	29	2
Davis	47	270	5.7	28	1
Thornton	56	202	3.6	17t	4
Bradshaw	38	162	4.3	16	2
Malone	16	68	4.3	19	2
Hawthorne	25	58	2.3	16	2
Stallworth	1	17	17.0	17	0
Smith	1	15	15.0	15	0
Stoutd	3	11	3.7	10	0
Colquitt	1	8	8.0	8	0
Moser	1	4	4.0	4	0
Steelers	554	2372	4.3	50	21
Opponents	500	1869	3.7	60	10

**Receiving**

	No.	Yds	Avg	Long	TD
Stallworth	63	1098	17.4	55	5
Cunningham	41	574	14.0	30	3
Harris	37	250	6.8	26	1
Swann	34	505	14.9	44	5
Smith	29	571	19.7	46t	7
Pollard	19	156	8.2	26	0
Thornton	8	78	9.8	30	0
Davis	4	34	8.5	19	0
Hawthorne	4	23	5.8	12	0
Grossman	3	19	6.3	14t	1
Sweeney	2	53	26.5	32	0
Malone	1	90	90.0	90t	1
Moser	1	5	5.0	5t	1
Pinney	1	1	1.0	1t	1
Steelers	247	3457	14.0	90t	25
Opponents	302	4108	13.6	73t	22

**Interceptions**

	No.	Yds	Avg	Long	TD
Blount	6	106	17.7	50t	1
Lambert	6	76	12.7	31	0
Shell	5	52	10.4	25	0
Thomas	4	18	4.5	16	0
Washington	3	46	15.3	35	0
Johnson	2	8	4.0	8	0
Cole	1	29	29.0	29	0
Ham	1	23	23.0	23	0
Woodruff	1	17	17.0	17	0
Winston	1	1	1.0	1	0
Steelers	30	376	12.5	50t	1
Opponents	19	226	11.9	34	0

**Punting**

	No.	Yds	Avg	Net	TB	In	Lg	B
Colquitt	84	3641	43.3	35.3	16t	25	74	0
Steelers	84	3641	43.3	35.3	16	25	74	0
Opponents	78	3286	42.1	35.8	4	12	62	0

**&Team Record**

**Punt Returns**

	Ret	FC	Yds	Avg	Long	TD
Smith	30	1	204	6.8	28	0
Anderson	20	8	208	10.4	33	0
Steelers	50	9	412	8.2	33	0
Opponents	34	10	358	10.5	87t	2

**Kickoff Returns**

	No.	Yds	Avg	Long	TD
Anderson	37	825	22.3	35	0
Hawthorne	7	138	19.7	30	0
Moser	3	76	25.3	29	0
Dirden	3	45	15.0	18	0
Davis	1	8	8.0	8	0
Malone	1	3	3.0	3	0
Thornton	1	1	1.0	1	0
Steelers	53	1096	20.7	35	0
Opponents	52	1253	24.1	51	0

**Field Goals**

	1/19	20-29	30-39	40-49	50+
Trout	4/5	4/4	1/2	3/5	0/1
Steelers	4/5	4/4	1/2	3/5	0/1
Opponents	0/0	5/5	7/10	6/14	0/4

**STEELERS 1980 (Won 9, Lost 7)**

**Schedule**

Date	W-L	Score	Opponent	Attendance
9/7	W	31-17	Houston	54,386
9/14	W	20-17	at Baltimore	54,914
9/21	L	30-28	at Cincinnati	52,490
9/28	W	38-3	Chicago	53,987
10/5	W	23:07	at Minnesota	47,583
10/12	L	17-16	Cincinnati	53,668
10/20	L	45-34	Oakland	53,940
10/26	L	27-26	at Cleveland	79,095
11/2	W	22:20	Green Bay	52,165
11/9	W	24:21	at Tampa Bay	71,636
11/16	W	16-13	Cleveland	54,563
11/23	L	28-13	at Buffalo	79,659
11/30	W	23-10	Miami	51,384
12/4	L	6-0	at Houston	53,960
12/14	W	21-16	Kansas City	50,013
12/22	L	26-17	at San Diego	51,785

**Team Statistics**

	Pittsburgh	Opponent
Total First Downs	308	302
Rushing	111	101
Passing	177	171
Penalty	20	30
3rd Down: Made/Att	101/224	94/232
3rd Down Pct.	45.1%	40.5%
Total Net Yards	5554	5134
Avg. Per Game	347.1	320.9
Total Plays	1033	1036
Avg. Per Play	5.4	5.0
Net Yards Rushing	1986	1762
Avg. Per Game	124.1	110.1
Total Rushes	512	486
Net Yards Passing	3568	3372
Avg. Per Game	223.0	210.8
Sacked/Yards Lost	18/145	37/264
Gross Yards	3832	3517
Attempts/Completions	484/250	532/280
Completion Pct.	51.7%	52.6%
Had Intercepted	24	26
Punts/Average	66/40.2	73/40.7
Penalties/Yards	111/933	93/806
Fumbles/Ball Lost	38/18	23/14
Touchdowns	42	37
Rushing	15	9
Passing	26	25
Returns	1	3

**Score by Period**

	Q1	Q2	Q3	Q4	OT	Pts
Steelers	79	115	76	82	0	352
Opponents	57	91	81	84	0	313

**Passing**

	Att	Cmp	Yds	Cmp%	TD	Int	Long	Sack/Lost	Rating
Bradshaw	424	218	218	51.4%	24	22	68†	33/245	75.0
Stout	60	32	493	53.3%	2	2	72	4/19	78.0
Steelers	484	250	3832	51.7%	26	24	72	37/264	75.4
Opponents	532	280	3517	52.6%	25	26	69†	18/145	68.8

**Scoring**

	TD	Ru	Pa	Rt	PAT	FG	2Pt	Pts
Bahr	0	0	0	0	39/42	19/28	0	96
Smith	9	0	9	0	0/0	0/0	0	54
Swann	7	0	7	0	0/0	0/0	0	42
Harris	6	4	2	0	0/0	0/0	0	36
Hawthorne	4	4	0	0	0/0	0/0	0	24
Thornton	4	3	1	0	0/0	0/0	0	24
Bradshaw	2	2	0	0	0/0	0/0	0	12
Bell	2	0	2	0	0/0	0/0	0	12
Blei	2	1	1	0	0/0	0/0	0	12
Cunningham	2	0	2	0	0/0	0/0	0	12
Stallworth	1	0	1	0	0/0	0/0	0	6
Sweeney	1	0	1	0	0/0	0/0	0	6
Davis	1	1	0	0	0/0	0/0	0	6
Winston	1	0	0	1	0/0	0/0	0	6
Steelers	42	15	1	1	39/42	19/28	0	352
Opponents	37	9	3	3	34/37	19/29	0	313

Sacks: Greenwood 5.0, Greene 3.5, Furness 3.5, Banaszak 2.5, Beasley 1.0, Cole 1.0, Ham 1.0, Dunn 0.5  
Steelers: 18.0, Opponents: 37.0

**Rushing**

	No.	Yds	Avg	Long	TD
Harris	208	789	3.8	26	4
Blei	78	340	4.4	19	1
Thornton	78	325	4.2	28	3
Hawthorne	63	226	3.6	15	4
Davis	33	132	4.0	12	1
Bradshaw	36	111	3.1	18	2
Stout	9	35	3.9	12	0
Colquitt	1	17	17.0	17	0
Pollard	4	16	4.0	12	0
Smith	1	-1	-1.0	-1	0
Swann	1	-4	-4.0	-4	0
Steelers	512	1986	3.9	28	15
Opponents	486	1762	3.6	37	9

**Receiving**

	No.	Yds	Avg	Long	TD
Swann	44	710	16.1	68†	7
Smith	37	711	19.2	45†	9
Harris	30	196	6.5	31	2
Bell	29	748	25.8	72	2
Grossman	23	293	12.7	35	0
Blei	21	174	8.3	17	1
Cunningham	18	232	12.9	35	2
Thornton	15	131	8.7	29†	1
Sweeney	12	282	23.5	34	1
Hawthorne	12	158	13.2	33	0
Stallworth	9	197	21.9	50†	1
Steelers	250	3832	15.3	72	26
Opponents	280	3517	12.6	69†	25

**Interceptions**

	No.	Yds	Avg	Long	TD
Shell	7	135	19.3	67	0
Wagner	6	27	4.5	6	0
Blount	4	28	7.0	17	0
Ham	2	16	8.0	15	0
Lambert	2	1	0.5	1	0
Thomas	2	0	0.0	0	0
Cole	1	34	34.0	34	0
Johnson	1	19	19.0	19	0
Woodruff	1	0	0.0	0	0
Steelers	26	260	10.0	67	0
Opponents	24	226	9.4	36	2

**Punting**

	No.	Yds	Avg	TB	In	Lg	B
Colquitt	61	2483	40.7	5	13	54	0
Bradshaw	5	173	34.6	0	0	44	0
Steelers	66	2656	40.2	5	13	54	0
Opponents	73	2970	40.7	10	18	61	1

**Punt Returns**

	Ret	FC	Yds	Avg	Long	TD
Bell	34	6	339	10.0	27	0
Smith	7	0	28	4.0	11	0
Cobb	3	0	19	6.3	13	0
Pollard	1	0	5	5.0	5	0
Steelers	45	6	391	8.7	27	0
Opponents	34	6	217	6.4	33	0

**Kickoff Returns**

	No.	Yds	Avg	Long	TD
Pollard	22	494	22.5	34	0
Anderson	14	379	27.1	63	0
Hawthorne	9	169	18.8	36	0
Davis	9	160	17.7	24	0
Bell	3	50	16.7	21	0
Sweeney	3	42	14.0	25	0
Cobb	1	19	19.0	19	0
Thornton	1	15	15.0	15	0
Winston	1	13	13.0	13	0
Blount	1	9	9.0	9	0
Valentine	1	0	0	0	0
Steelers	65	1,350	20.8	63	0
Opponents	68	1339	19.7	41	0

**Field Goals**

	1/19	20-29	30-39	40-49	50+
Bahr	2/2	8/9	7/10	2/6	0/1
Steelers	2/2	8/9	7/10	2/6	0/1
Opponents	0/0	8/9	7/11	3/6	1/3

## STEELERS 1979 (Won 12, Lost 4)

### Schedule

Date	W-L	Score	Opponent	Attendance
9/3	W	16-13/OT	at New England	60,978
9/9	W	38-7	Houston	49,792
9/16	W	24-21	at St. Louis	50,416
9/23	W	17-13	Baltimore	49,483
9/30	L	17-14	at Philadelphia	70,352
10/7	W	51-35	at Cleveland	81,260
10/14	L	34-10	at Cincinnati	52,381
10/22	W	42-7	Denver	49,699
10/28	W	14-3	Dallas	50,199
11/4	W	38-7	Washington	49,462
11/11	W	30-3	at Kansas City	70,132
11/18	L	35-7	at San Diego	51,910
11/25	W	33-30/OT	Cleveland	48,773
12/2	W	37-17	Cincinnati	46,521
12/10	L	20-17	at Houston	55,923
12/16	W	28-0	Buffalo	48,002

### Team Statistics

	Pittsburgh	Opponent
Total First Downs	337	260
Rushing	141	95
Passing	179	135
Penalty	17	30
3rd Down: Made/Att	106/245	76/247
3rd Down Pct.	43.2%	30.8%
Total Net Yards	6258	4270
Avg. Per Game	391.1	266.9
Total Plays	1080	1035
Avg. Per Play	5.8	4.1
Net Yards Rushing	2603	1709
Avg. Per Game	162.7	106.8
Total Rushes	561	506
Net Yards Passing	3655	2561
Avg. Per Game	228.4	160.1
Sacked/Yards Lost	27/222	49/351
Gross Yards	3877	2912
Attempts/Completions	492/272	480/226
Completion Pct.	55.3%	47.1%
Had Intercepted	26	27
Punts/Average	68/40.2	100/40.0
Penalties/Yards	108/866	95/744
Fumbles/Ball Lost	47/26	32/15
Touchdowns	52	31
Rushing	25	9
Passing	26	19
Returns	1	3

### Score by Period

	Q1	Q2	Q3	Q4	OT	Pts
Steelers	89	114	62	145	6	416
Opponents	57	104	53	48	0	262

### Passing

	Att	Cmp	Yds	Cmp%	TD	Int	Long	Sack/Lost	Rating
Bradshaw	472	259	3724	54.9%	26	25	65t	24/196	77.0
Kruczek	20	13	153	65.0%	0	1	31	3/26	67.3
Steelers	492	272	3877	55.3%	26	26	65t	27/222	76.6
Opponents	480	226	2912	47.1%	19	27	64t	49/351	56.4

### Scoring

	TD	Ru	Pa	Rt	PAT	FG	2Pt	Pts
Bahr	0	0	0	0	508/52	18/30	0	104
Harris	12	11	1	0	0/0	0/0	0	72
Thornton	10	6	4	0	0/0	0/0	0	60
Stallworth	8	0	8	0	0/0	0/0	0	48
Swann	6	1	5	0	0/0	0/0	0	36
Cunningham	4	0	4	0	0/0	0/0	0	24
Bleier	4	4	0	0	0/0	0/0	0	24
Smith	2	0	2	0	0/0	0/0	0	12
Hawthorne	1	1	0	0	0/0	0/0	0	6
Winston	1	0	0	1	0/0	0/0	0	6
A. Anderson	1	1	0	0	0/0	0/0	0	6
Grossman	1	0	0	1	0/0	0/0	0	6
Moser	1	1	0	0	0/0	0/0	0	6
Brown	1	0	1	0	0/0	0/0	0	6
Steelers	52	25	26	1	50/52	18/30	0	416
Opponents	31	9	19	3	28/31	16/26	0	262

Sacks: Greenwood 7.0, Furness 7.0, Banaszak 5.5, Ham 5.0, Dunn 5.0, Greene 5.0, Shell 4.0, Lambert 3.5, Cole 2.5, Beasley 1.0, Winston 1.0, Toews 1.0, White 1.0, Valentine 0.5

Steel-ers: 49.0, Opponents: 27.0

&Team Record

### Rushing

	No.	Yds	Avg	Long	TD
Harris	267	1186	4.4	71t	11
Thornton	118	585	5.0	75	6
Bleier	92	454	4.7	70t	4
Hawthorne	28	123	4.4	19	1
A. Anderson	18	118	6.6	31	1
Bradshaw	21	83	4.0	28	0
Moser	11	33	3.0	8	1
Kruczek	4	20	5.0	22	0
Smith	1	12	12.0	12	0
Swann	1	9	9.0	9t	1
Steelers	561	2603	4.6	75	25
Opponents	506	1709	3.4	34	9

### Receiving

	No.	Yds	Avg	Long	TD
Stallworth	70	1183	16.9	65t	8
Swann	41	808	19.7	65	5
Cunningham	36	512	14.2	41	4
Harris	36	291	8.1	21	1
Bleier	31	277	8.9	28	0
Smith	17	243	14.3	25	2
Thornton	16	231	14.4	32	4
Grossman	12	217	18.1	54	1
Hawthorne	8	47	5.9	17	0
Bell	3	61	20.3	31	0
Moser	1	6	6.0	6	0
Brown	1	1	1.0	1t	1
Steelers	272	3877	14.3	65t	26
Opponents	226	3912	12.9	64t	19

### Interceptions

	No.	Yds	Avg	Long	TD
Lambert	6	29	4.8	23	0
Shell	5	10	2.0	8	0
Wagner	4	31	7.8	19	0
Winston	3	48	16.0	41t	1
Blount	3	1	0.3	1	0
Ham	2	8	4.0	6	0
Woodruff	1	31	31.0	31	0
Johnson	1	20	20.0	20	0
L. Anderson	1	19	19.0	19	0
Banaszak	1	3	3.0	3	0
Steelers	27	200	7.4	41t	1
Opponents	26	401	15.4	77t	1

### Punting

	No.	Yds	Avg	TB	In	Lg	B
Colquitt	68	2733	40.2	8	19	61	0
Steelers	68	2733	40.2	8	19	61	0
Opponents	100	3995	40.0	6	23	59	0

### Punt Returns

	Ret	FC	Yds	Avg	Long	TD
Bell	45	7	378	8.4	27	0
Smith	16	1	146	9.1	38	0
Woodruff	1	0	0	0.0	0	0
Swann	1	3	-1	-1.0	-1	0
Steelers	63	11	523	8.3	38	0
Opponents	31	10	276	8.9	68	0

### Kickoff Returns

	No.	Yds	Avg	Long	TD
L. Anderson	34	732	21.5	44	0
A. Anderson	13	200	15.4	26	0
Hawthorne	2	46	23.0	23	0
Moser	1	6	6.0	6	0
Cole	1	3	3.0	3	0
Steelers	51	987	19.4	44	0
Opponents	81	1668	20.6	38	0

### Field Goals

	1/19	20-29	30-39	40-49	50+
Bahr	0/0	6/6	6/11	6/12	0/1
Steelers	0/0	6/6	6/11	6/12	0/1
Opponents	0/0	7/8	5/8	4/9	0/1

# STEELERS 1978 (Won 14, Lost 2)

**Schedule**

Date	W-L	Score	Opponent	Attendance
9/3	W	28-17	at Buffalo	64,147
9/10	W	21-10	at Buffalo	48,277
9/17	W	28-3	at Cincinnati	50,260
9/24	W	15-9/OT	Cleveland	49,513
10/1	W	28-17	at N.Y. Jets	52,058
10/8	W	31-7	Atlanta	48,202
10/15	W	34-14	at Cleveland	81,302
10/23	L	24-17	Houston	48,021
10/29	W	27-24	Kansas City	48,185
11/5	W	20-14	New Orleans	48,525
11/12	L	10-7	at L.A. Rams	63,089
11/19	W	7-6	Cincinnati	47,578
11/27	W	24-7	at San Francisco	51,657
12/3	W	13-3	at Houston	54,267
12/9	W	35-13	Baltimore	41,957
12/16	W	21-17	at Denver	74,104

**Team Statistics**

	Pittsburgh	Opponent
Total First Downs	316	264
Rushing	133	105
Passing	149	119
Penalty	34	40
3rd Down: Made/Att	112/233	90/231
3rd Down Pct.	48.1%	39.0%
Total Net Yards	4987	4168
Avg. Per Game	311.7	260.5
Total Plays	1046	999
Avg. Per Play	4.8	4.2
Net Yards Rushing	2297	1774
Avg. Per Game	143.6	110.6
Total Rushes	641	513
Net Yards Passing	2690	2394
Avg. Per Game	168.1	149.6
Sacked/Yards Lost	25/271	44/361
Gross Yards	2961	2755
Attempts/Completions	380/212	442/221
Completion Pct.	55.8%	50.0%
Had Intercepted	22	27
Punts/Average	66/40.0	82/39.4
Penalties/Yards	108/943	106/954
Fumbles/Ball Lost	35/17	33/21
Touchdowns	46	22
Rushing	16	11
Passing	28	10
Returns	2	1

**Score by Period**

	Q1	Q2	Q3	Q4	OT	Pts
Steelers	63	135	76	79	6	356
Opponents	6	63	57	62	0	195

**Passing**

	Att	Cmp	Yds	Cmp%	TD	Int	Long	Sack/Lost	Rating
Bradshaw	368	207	2915	56.3%	28	20	70	21/222	84.8
Kruczek	11	5	46	45.5%	0	2	21	4/49	17.8
Harris	1	0	0	0.0%	0	0	0	0/0	39.6
Steelers	380	212	2961	55.8%	28	22	70	25/271	81.6
Opponents	442	221	2755	50.0%	10	27	49	44/361	52.0

**Scoring**

	TD	Ru	Pa	Rt	PAT	FG	2Pt	Pts
Gerela	0	0	0	0	44/45	12/26	0	80
Swann	11	0	11	0	0/0	0/0	0	66
Stallworth	9	0	9	0	0/0	0/0	0	54
Harris	8	8	0	0	0/0	0/0	0	48
Bleier	6	5	1	0	0/0	0/0	0	36
Thornton	3	2	1	0	0/0	0/0	0	18
Cunningham	2	0	2	0	0/0	0/0	0	12
Smith	2	0	2	0	0/0	0/0	0	12
Bradshaw	1	0	0	0	0/0	0/0	0	6
Bell	1	0	1	0	0/0	0/0	0	6
L. Anderson	1	0	0	1	0/0	0/0	0	6
Shell	1	0	0	1	0/0	0/0	0	6
Grossman	1	0	1	0	0/0	0/0	0	6
Steelers	46	16	28	2	44/45	12/26	0	356
Opponents	22	11	10	1	21/22	14/26	0	195

Sacks: Greenwood 8.5, Greene 4.5, Ham 4.0, Dunn 4.0, Toews 3.5, Lambert 3.5, Shell 3.0, Cole 3.0, Banaszak 3.0, White 2.0, Wagner 2.0, Beasley 1.0, Oldham 1.0, Winston 1.0

Steelers: 44.0, Opponents: 25.0

**Rushing**

	No.	Yds	Avg	Long	TD
Harris	310	1082	3.5	37	8
Bleier	165	633	3.8	24	5
Thornton	71	264	3.7	27	2
Moser	42	153	3.6	15	0
Bradshaw	32	93	2.9	17	1
Deloplaine	11	49	4.5	19	0
Maxson	4	9	2.3	7	0
Swann	1	7	7.0	7	0
Kruczek	5	7	1.4	8	0
Steelers	641	2297	3.6	37	16
Opponents	513	1774	3.5	30	11

**Receiving**

	No.	Yds	Avg	Long	TD
Swann	61	880	14.1	62	11
Stallworth	41	798	19.5	70	9
Grossman	37	448	12.1	26	1
Harris	22	144	6.5	15	0
Bleier	17	168	9.9	32	1
Cunningham	16	321	20.1	48	2
Smith	6	83	13.8	29	2
Bell	6	53	8.8	15	1
Thornton	5	66	13.2	24	1
Moser	1	-1	-1.0	-1	0
Bradshaw	0	1	-	1	0
Steelers	212	2961	14.0	70	28
Opponents	221	2755	12.5	49	10

**Interceptions**

	No.	Yds	Avg	Long	TD
Dungy	6	95	15.8	65	0
Blount	4	55	13.8	35	0
Lambert	4	41	10.3	24	0
Johnson	4	24	6.0	21	0
Shell	3	21	7.0	20	0
Ham	3	7	2.3	7	0
Wagner	2	34	17.0	20	0
Toews	1	12	12.0	12	0
Steelers	27	289	10.7	65	0
Opponents	22	212	9.6	31	0

**Punting**

	No.	Yds	Avg	TB	In	Lg	B
Colquitt	66	2642	40.0	4	14	58	0
Steelers	66	2642	40.0	4	14	58	0
Opponents	82	3228	39.4	6	18	60	1

**Punt Returns**

	Ret	FC	Yds	Avg	Long	TD
Bell	21	2	152	7.2	18	0
Reutershan	20	0	148	7.4	18	0
Smith	9	0	65	7.2	13	0
Terry	7	0	80	11.4	24	0
Shell	1	0	6	6.0	6	0
Steelers	58	2	451	7.8	24	0
Opponents	38	9	239	6.3	42	0

**Kickoff Returns**

	No.	Yds	Avg	Long	TD
L. Anderson	37	930	25.1	95	1
Maxson	2	33	16.5	21	0
Thornton	1	37	37.0	37	0
Deloplaine	1	19	19.0	19	0
Smith	1	16	16.0	16	0
Moser	1	8	8.0	8	0
Mullins	1	0	0.0	0	0
Steelers	44	1043	23.7	95	1
Opponents	60	1336	22.3	40	0

**Field Goals**

	1/19	20-29	30-39	40-49	50+
Bahr	2/2	8/9	7/10	2/6	0/1
Steelers	2/2	8/9	7/10	2/6	0/1
Opponents	0/0	8/9	7/11	3/6	1/3



**STEELERS 1977 (Won 9, Lost 5)**

**Schedule**

Date	W-L	Score	Opponent	Attendance
9/19	W	27-0	San Francisco	48,046
9/25	L	16-7	Oakland	50,398
10/2	W	28-14	at Cleveland	80,588
10/9	L	27-10	at Houston	49,226
10/17	W	20-14	Cincinnati	47,950
10/23	W	27-10	Houston	48,517
10/30	L	31-21	at Baltimore	60,225
11/6	L	21-7	at Denver	74,967
11/13	W	35-31	Cleveland	47,055
11/20	W	28-13	Dallas	49,761
11/27	W	23-20	at N.Y. Jets	47,385
12/4	W	30-20	Seattle	45,429
12/10	L	17-10	at Cincinnati	36,133
12/18	W	10-9	at San Diego	50,727

**Team Statistics**

	Pittsburgh	Opponent
Total First Downs	266	228
Rushing	122	80
Passing	124	112
Penalty	20	36
3rd Down: Made/Att	65/201	64/188
3rd Down Pct.	32.3%	34.0%
Total Net Yards	4645	3692
Avg. Per Game	331.8	263.7
Total Plays	949	882
Avg. Per Play	4.9	4.2
Net Yards Rushing	2258	1723
Avg. Per Game	161.3	123.1
Total Rushes	581	493
Net Yards Passing	2387	1969
Avg. Per Game	170.5	140.6
Sacked/Yards Lost	27/245	32/285
Gross Yards	2632	2254
Attempts/Completions	341/173	357/157
Completion Pct.	50.7%	44.0%
Had Intercepted	21	31
Punts/Average	73/36.3	79/40.3
Penalties/Yards	122/973	82/784
Fumbles/Ball Lost	41/28	28/13
Touchdowns	37	29
Rushing	20	9
Passing	17	16
Returns	0	4

**Score by Period**

	Q1	Q2	Q3	Q4	OT	Pts
Steelers	30	109	47	97	0	283
Opponents	59	71	44	69	0	243

**Passing**

	Att	Cmp	Yds	Cmp%	TD	Int	Long	Sack/Lost	Rating
Bradshaw	314	162	2523	51.6%	17	19	65t	26/235	71.2
Graff	12	6	47	50.0%	0	21	1/10		20.5
Duney	8	3	43	37.5%	0	2	18	0/0	16.1
Kruczek	7	2	19	28.6%	0	0	13	0/0	39.6
Steelers	341	173	2632	50.7%	17	21	65t	27/245	67.3
Opponents	357	157	2254	43.9%	16	31	65t	32/285	43.7

**Scoring**

	TD	Ru	Pa	Rt	PAT	FG	2Pt	Pts
Harris	11	11	0	0	0/0	0/0	0	66
Gerela	0	0	0	0	34/37	9/14	0	61
Stallworth	7	0	7	0	0/0	0/0	0	42
Swann	7	0	7	0	0/0	0/0	0	42
Bleier	4	4	0	0	0/0	0/0	0	24
Bradshaw	3	3	0	0	0/0	0/0	0	18
Cunningham	2	0	2	0	0/0	0/0	0	12
Thornton	2	2	0	1	0/0	0/0	0	12
Lewis	1	0	1	0	0/0	0/0	0	6
Steelers	37	20	17	0	34/37	9/14	0	283
Opponents	29	9	16	4	27/29	14/22	0	243

Sacks: Furness 8.5, White 6.5, Holmes 4.5, Greene 4.0, Greenwood 2.5, Banaszak 2.5, Cole 1.5, Ham 1.0, Toews 1.0  
Steelers: 32.0, Opponents: 27.0

**Rushing**

	No.	Yds	Avg	Long	TD
Harris	300	1162	3.9	61t	11
Bleier	135	465	3.4	16	4
Harrison	36	175	4.9	33	0
Bradshaw	31	171	5.5	26	3
Thornton	27	103	3.8	18	2
Maxson	18	56	3.1	8	0
L. Smith	14	55	3.9	16	0
Stallworth	6	47	7.8	15	0
Swann	2	6	3.0	14	0
Duney	3	8	2.7	6	0
Deloplaire	2	7	3.5	5	0
Graff	5	3	0.6	4	0
Kruczek	1	0	0.0	0	0
Walden	1	0	0.0	0	0
Steelers	581	2258	3.9	61t	20
Opponents	493	1723	3.5	39	9

**Receiving**

	No.	Yds	Avg	Long	TD
Swann	50	789	15.8	47	7
Stallworth	44	784	17.8	49t	7
Cunningham	20	347	17.4	43t	2
Bleier	18	161	8.9	30	0
Lewis	11	263	23.9	65t	1
Harrison	11	62	5.6	15	0
Maxson	5	70	14.0	34	0
Grossman	5	57	11.4	20	0
J. Smith	4	80	20.0	26	0
Harrison	3	11	3.7	7	0
Thornton	1	5	5.0	5	0
Pough	1	3	3.0	3	0
Steelers	173	2632	15.2	65t	17
Opponents	157	2254	14.4	65t	16

**Interceptions**

	No.	Yds	Avg	Long	TD
Blount	6	65	10.8	37	0
Allen	5	76	15.2	48	0
Ham	4	17	4.3	9	0
Edwards	3	116	38.7	51	0
Duney	3	37	12.3	29	0
Shell	3	14	4.7	8	0
White	2	27	13.5	19	0
Thomas	2	10	5.0	12	0
Winston	2	7	3.5	7	0
Lambert	1	5	5.0	5	0
Steelers	31	374	12.1	51	0
Opponents	21	299	14.2	47t	1

**Punting**

	No.	Yds	Avg	TB	In	Lg	B
Walden	67	2482	37.0	5	13	65	0
Engles	5	169	33.8	0	1	48	0
Steelers	72	2651	36.8	5	14	65	1
Opponents	79	3180	40.3	7	15	63	0

**Punt Returns**

	Ret	FC	Yds	Avg	Long	TD
J. Smith	36	0	294	8.2	30	0
Swann	9	0	88	9.8	31	0
Deloplaire	1	0	7	7.0	7	0
Steelers	46	0	389	8.5	31	0
Opponents	34	11	380	11.2	87t	1

**Kickoff Returns**

	No.	Yds	Avg	Long	TD
J. Smith	16	381	23.8	37	0
L. Smith	16	365	22.8	33	0
Pough	7	106	15.1	22	0
Maxson	5	120	24.0	43	0
Deloplaire	1	18	18.0	18	0
Steelers	45	990	22.0	43	0
Opponents	48	1080	22.5	48	0

**Field Goals**

	1/19	20-29	30-39	40-49	50+
Gerela	0/0	4/5	2/2	3/6	0/1
Steelers	0/0	4/5	2/2	3/6	0/1
Opponents	1/1	6/8	2/4	5/8	0/1

**STEELERS 1976 (Won 10, Lost 4)**

**Schedule**

Date	W-L	Score	Opponent	Attendance
9/12	L	31-28	at Oakland	51,371
9/19	W	31-14	Cleveland	49,169
9/26	L	30-27	New England	47,379
10/4	L	17-6	at Minnesota	47,809
10/10	L	18-16	at Cleveland	76,411
10/17	W	23-6	Cincinnati	48,311
10/24	W	27-0	at N.Y. Giants	69,783
10/31	W	23-0	San Diego	45,484
11/7	W	45-0	at Kansas City	71,516
11/14	W	14-3	Miami	48,945
11/21	W	32-16	Houston	47,947
11/28	W	7-9	at Cincinnati	55,142
12/5	W	42-0	Tampa Bay	43,385
12/11	W	21-0	at Houston	44,743

**Team Statistics**

	Pittsburgh	Opponent
Total First Downs	271	182
Rushing	163	68
Passing	94	96
Penalty	14	17
3rd Down: Made/Att	61/204	61/210
3rd Down Pct.	38.9%	29.0%
Total Net Yards	4637	3322
Avg. Per Game	331.2	237.3
Total Plays	957	866
Avg. Per Play	4.8	3.8
Net Yards Rushing	2971	1457
Avg. Per Game	212.2	104.1
Total Rushes	653	452
Net Yards Passing	1666	1865
Avg. Per Game	119.0	133.2
Sacked/Yards Lost	27/269	41/313
Gross Yards	1935	2178
Attempts/Completions	277/143	373/158
Completion Pct.	51.6%	42.4%
Had Intercepted	12	22
Punts/Average	76/39.2	94/37.4
Penalties/Yards	111/836	80/637
Fumbles/Ball Lost	40/19	42/24
Touchdowns	43	14
Rushing	33	5
Passing	10	9
Returns	0	0

**Score by Period**

	Q1	Q2	Q3	Q4	OT	Pts
Steelers	37	57	69	116	0	279
Opponents	15	44	36	43	0	138

**Passing**

	Att	Cmp	Yds	Cmp%	TD	Int	Long	Sack/Lost	Rating
Bradshaw	192	92	1177	47.9%	10	9	50	16/64	65.3
Kruczek	85	51	758	60.0%	0	3	64	11/105	74.7
Steelers	277	143	1935	51.6%	10	12	64	27/269	68.2
Opponents	373	158	2178	42.4%	2	29	61	41/313	45.2

**Scoring**

	TD	Ru	Pa	Rt	PAT	FG	2Pt	Pts
Harris	14	148	0	0	0/0	0/0	0	84
Gerela	0	0	0	0	40/43	14/26	0	82
Bleier	5	5	0	0	0/0	0/0	0	30
Harrison	4	4	0	0	0/0	0/0	0	24
Stallworth	3	1	2	0	0/0	0/0	0	18
Bradshaw	3	3	0	0	0/0	0/0	0	18
Swann	3	0	3	0	0/0	0/0	0	18
Lewis	2	1	1	0	0/0	0/0	0	12
Deloplain	2	2	0	0	0/0	0/0	0	12
Kruczek	2	2	0	0	0/0	0/0	0	12
Bell	1	0	1	0	0/0	0/0	0	6
Grossman	1	0	1	0	0/0	0/0	0	6
Cunningham	1	0	1	0	0/0	0/0	0	6
Pough	1	0	1	0	0/0	0/0	0	6
Fuqua	1	1	0	0	0/0	0/0	0	6
Toews	0	0	0	0	0/0	0/0	1	2
Steelers	43	33	10	0	40/43	14/26	1	342
Opponents	14	5	9	0	12/14	14/24	0	138

Sacks: Greene 6.0, Ham 4.5, Greenwood 4.5, Holmes 4.0, Lambert 3.5, White 3.0, Russell 3.0, Banaszak, 3.0, Toews 2.5, Furness 2.5, Wagner 2.0, Shell 1.5, Allen 0.5, Edwards 0.5

Steelers: 41.0, Opponents: 27.0

& Team Record

**Rushing**

	No.	Yds	Avg	Long	TD
Harris	289	1128	3.9	30	14&
Bleier	220	1036	4.7	28	5
Harrison	54	235	4.4	27	4
Bradshaw	31	219	7.1	17	3
Kruczek	18	106	5.9	22	2
Deloplain	17	91	5.4	19	2
Fuqua	15	63	4.2	12	1
Lewis	2	24	12.0	16	1
Pough	2	8	4.0	6	0
Walden	3	7	2.3	7	0
Bell	1	5	5.0	5	0
Swann	1	2	2.0	2	0
Stallworth	0	47	47.0	47	1
Steelers	653	2971	4.5	47	33
Opponents	452	1457	3.2	30	5

& Team Record

**Receiving**

	No.	Yds	Avg	Long	TD
Swann	28	516	18.4	47	3
Bleier	24	294	12.3	32	0
Harris	23	151	6.6	39	0
Lewis	17	306	18.0	64	1
Grossman	15	181	12.1	35	1
Stallworth	9	111	12.3	25	2
Pough	8	161	20.1	50	1
Brown	7	97	13.9	35	0
Cunningham	5	49	9.8	20	1
Bell	3	43	14.3	19	1
Harrison	2	19	9.5	10	0
Fuqua	1	4	4.0	4	0
Deloplain	1	3	3.0	3	0
Steelers	143	1935	13.5	64	10
Opponents	158	2178	13.8	69	9

**Interceptions**

	No.	Yds	Avg	Long	TD
Edwards	6	95	15.8	55	0
Blount	6	75	12.5	28	0
Thomas	2	43	21.5	38	0
Lambert	2	32	16.0	22	0
Ham	2	13	6.5	13	0
Wagner	2	0	0.0	0	0
Shell	1	4	4.0	4	0
Russell	1	0	0.0	0	0
Steelers	22	262	11.9	55	0
Opponents	12	106	8.8	30	0

**Punting**

	No.	Yds	Avg	TB	In	Lg	B
Walden	76	2982	39.2	13	33	58	1
Steelers	76	2982	39.2	13	33	58	1
Opponents	94	3513	37.4	4	11	63	1

**Punt Returns**

	Ret	FC	Yds	Avg	Long	TD
Bell	39	2	390	10.0	35	0
Deloplain	17	0	150	8.8	36	0
Fuqua	11	0	77	7.0	13	0
Swann	3	0	11	3.8	7	0
Edwards	1	0	8	8.0	8	0
Steelers	71	2	636	9.0	36	0
Opponents	36	0	206	5.7	32	0

**Kickoff Returns**

	No.	Yds	Avg	Long	TD
Pough	18	369	20.5	29	0
Deloplain	17	385	22.6	39	0
Fuqua	4	75	18.8	26	0
Harrison	1	26	26.0	26	0
Clack	1	0	0.0	0	0
Steelers	41	855	20.9	39	0
Opponents	61	1284	21.0	47	0

**Field Goals**

	1/19	20-29	30-39	40-49	50+
Gerela	1/1	3/7	6/10	4/7	0/1
Steelers	1/1	3/7	6/10	4/7	0/1
Opponents	1/1	4/5	0/2	8/13	1/3

## STEELERS 1975 (Won 12, Lost 2)

## Schedule

Date	W-L	Score	Opponent	Attendance
9/21	W	37-0	at San Diego	37,987
9/28	L	30-21	Buffalo	49,248
10/5	W	42-6	at Cleveland	73,595
10/12	W	20-9	Denver	49,164
10/19	W	34-3	Chicago	47,579
10/26	W	16-13	at Green Bay	52,815
11/2	W	30-24	at Cincinnati	58,418
11/9	W	24-17	Houston	49,460
11/16	W	28-3	Kansas City	48,803
11/24	W	32-9	at Houston	49,947
11/30	W	20-7	at N.Y. Jets	52,618
12/7	W	31-17	Cleveland	47,962
12/13	W	35-14	Cincinnati	48,889
12/20	L	10-3	at L.A. Rams	69,389

## Team Statistics

	Pittsburgh	Opponent
Total First Downs	288	214
Rushing	149	91
Passing	125	97
Penalty	14	26
3rd Down: Made/Att	92/205	79/216
3rd Down Pct.	44.9%	36.6%
Total Net Yards	4887	3661
Avg. Per Game	349.1	261.5
Total Plays	949	870
Avg. Per Play	5.1	4.2
Net Yards Rushing	2633	1825
Avg. Per Game	188.1	130.4
Total Rushes	581	431
Net Yards Passing	2254	1836
Avg. Per Game	161.0	131.1
Sacked/Yards Lost	31/290	43/358
Gross Yards	2544	2194
Attempts/Completions	337/191	369/183
Completion Pct.	56.7%	46.2%
Had Intercepted	27	12
Punts/Average	69/39.4	90/40.1
Penalties/Yards	89/756	85/700
Fumbles/Ball Lost	34/23	22/10
Touchdowns	46	19
Rushing	22	8
Passing	21	9
Returns	3	2

## Score by Period

	Q1	Q2	Q3	Q4	OT	Pts
Steelers	63	118	81	111	0	373
Opponents	9	62	23	68	0	162

## Passing

	Att	Cmp	Yds	Cmp%	TD	Int	Long	Sack/Lost	Rating
Bradshaw	286	165	2055	57.7%	18	9	59	31/290	88.2
Gilliam	48	24	450	50.0%	3	3	53	0/0	77.6
Walden	3	2	39	66.7%	0	0	20	0/0	109.7
Steelers	337	191	2544	56.7%	21	12	59	31/290	86.5
Opponents	396	183	2194	46.2%	9	27	51	43/358	43.0

## Scoring

	TD	Ru	Pa	Rt	PAT	FG	2Pt	Pts
Gerela	0	0	0	0	44/46	17/21	0	95
Swann	11	0	11	0	0/0	0/0	0	66
Harris	11	10	1	0	0/0	0/0	0	66
Collier	4	3	0	1	0/0	0/0	0	24
Stallworth	4	0	4	0	0/0	0/0	0	24
Harrison	3	3	0	0	0/0	0/0	0	18
Bradshaw	3	3	0	0	0/0	0/0	0	18
Bleier	2	2	0	0	0/0	0/0	0	12
Lewis	2	0	2	0	0/0	0/0	0	12
Mullins	1	0	0	1	0/0	0/0	0	6
Grossman	1	0	1	0	0/0	0/0	0	6
Garrett	1	0	1	0	0/0	0/0	0	6
L. Brown	1	0	1	0	0/0	0/0	0	6
Fuqua	1	0	1	0	0/0	0/0	0	6
Thomas	1	0	0	1	0/0	0/0	0	6
White	0	0	0	0	0/0	0/0	1	2
Steelers	46	22	21	3	44/46	17/21	1	373
Opponents	19	8	9	2	15/19	11/18	0	162

Sacks: Holmes 8.5, White 7.5, Furness 6.5, Greenwood 6.0, Greene 3.0, Ham 3.0, Russell 3.0, Toews 2.5, Banaszak 2.0, Lambert 1.0

Steelers: 43.0, Opponents: 31.0

## Rushing

	No.	Yds	Avg	Long	TD
Harris	262	1246	4.8	36	10
Bleier	140	528	3.8	17	2
Fuqua	74	285	3.9	18	1
Bradshaw	35	210	6.0	27	3
Harrison	43	191	4.4	17	3
Collier	21	124	5.9	23	3
Lewis	2	36	18.0	24	0
Swann	3	13	4.3	11	0
Hanraty	1	0	0.0	0	0
Steelers	581	2633	4.5	36	22
Opponents	431	1825	4.2	88	8

## Receiving

	No.	Yds	Avg	Long	TD
Swann	49	781	15.9	43	11
Harris	28	214	7.6	44	1
Stallworth	20	423	21.2	59	4
Fuqua	18	146	8.1	21	0
Lewis	17	308	18.1	40	2
L. Brown	16	244	15.3	27	1
Bleier	15	65	4.3	13	0
Garrett	13	178	13.7	45	1
Grossman	11	135	12.3	21	1
Shell	2	39	19.5	20	0
Collier	1	7	7.0	7	0
Harrison	1	4	4.0	4	0
Steelers	191	2544	13.3	59	21
Opponents	183	2194	12.0	59	9

## Interceptions

	No.	Yds	Avg	Long	TD
Blount	11	121	11.0	47	0
Wagner	4	122	30.5	65	0
Edwards	3	68	22.7	47	0
Thomas	3	44	14.7	14	0
Lambert	2	35	17.5	24	0
Allen	2	0	0.0	0	0
Shell	1	29	29.0	29	0
Ham	1	2	2.0	2	0
Steelers	27	421	15.6	65	0
Opponents	12	47	3.9	25	0

## &amp;Team Record

## Punting

	No.	Yds	Avg	Lg	B
Walden	69	2717	39.4	67	1
Steelers	69	2717	39.4	67	1
Opponents	90	3612	40.1	68	1

## Punt Returns

	Ret	FC	Yds	Avg	Long	TD
Edwards	25	3	267	10.7	25	0
D. Brown	22	9	217	9.9	48	0
Swann	7	1	64	9.1	21	0
Steelers	54	13	548	10.5	48	0
Opponents	36	3	199	5.5	19	0

## Kickoff Returns

	No.	Yds	Avg	Long	TD
Collier	22	523	23.8	94	1
Blount	8	139	17.4	23	0
D. Brown	6	126	21.0	26	0
Harris	1	27	27.0	27	0
Fuqua	1	0	0.0	0	0
Steelers	38	815	21.4	94	1
Opponents	64	1304	20.4	40	0

## Field Goals

	1/19	20-29	30-39	40-49	50+
Gerela	4/4	7/7	5/7	1/2	0/1
Steelers	4/4	7/7	5/7	1/2	0/1
Opponents	0/0	5/5	5/7	1/6	0/0

**STEELERS 1974 (Won 10, Lost 3, Tied 1)**

Schedule

Date	W-L	Score	Opponent	Attendance
9/15	W	30-0	Baltimore	48,890
9/22	T	35-35/OT	at Denver	51,068
9/29	L	17-0	Oakland	48,304
10/6	W	13-7	at Houston	30,049
10/13	W	34-24	at Kansas City	65,517
10/20	W	20-16	Cleveland	48,100
10/28	W	24-17	Atlanta	48,094
11/3	W	27-0	Philadelphia	47,996
11/10	L	17-10	at Cincinnati	57,532
11/17	W	26-16	at Cleveland	77,739
11/25	W	28-7	at New Orleans	71,907
12/1	L	13-10	Houston	41,195
12/8	W	21-17	at New England	52,107
12/14	W	27-3	Cincinnati	42,878

Team Statistics

	Pittsburgh	Opponent
Total First Downs	251	200
Rushing	136	87
Passing	98	83
Penalty	17	30
3rd Down: Made/Att	89/227	68/208
3rd Down Pct.	39.2%	32.7%
Total Net Yards	4375	3074
Avg. Per Game	312.5	219.6
Total Plays	950	863
Avg. Per Play	4.6	3.6
Net Yards Rushing	2417	1608
Avg. Per Game	172.6	114.9
Total Rushes	546	472
Net Yards Passing	1958	1466
Avg. Per Game	139.2	104.7
Sacked/Yards Lost	18/196	52/406
Gross Yards	2154	1872
Attempts/Completions	386/166	339/147
Completion Pct.	43.0%	43.4%
Had Intercepted	21	25
Punts/Average	78/39.0	91/41.2
Penalties/Yards	104/978	76/575
Fumbles/Ball Lost	33/19	38/22
Touchdowns	35	22
Rushing	19	7
Passing	12	14
Returns	4	1

Score by Period

	Q1	Q2	Q3	Q4	OT	Pts
Steelers	69	102	78	56	0	305
Opponents	41	74	44	30	0	189

Passing

	Att	Cmp	Yds	Cmp%	TD	Int	Long	Sack/Lost	Rating
Gilliam	212	96	1274	45.3%	4	8	611	7/79	55.4
Bradshaw	148	67	785	45.3%	7	8	56	10/104	55.1
Hanratty	26	3	95	11.5%	1	5	35	1/13	15.4
Steelers	386	166	2154	43.0%	12	21	611	18/196	49.0
Opponents	339	174	1872	43.4%	14	25	52	52/406	44.1

Scoring

	TD	Ru	Pa	Rt	PAT	FG	2Pt	Pts
Gerela	0	0	0	0	33/35	20/29	0	93
Harris	6	5	1	0	0/0	0/0	0	36
Pearson	4	4	0	0	0/0	0/0	0	24
Lewis	4	0	4	0	0/0	0/0	0	24
S. Davis	3	2	1	0	0/0	0/0	0	18
Swann	3	0	2	1	0/0	0/0	0	18
Fuqua	2	2	0	0	0/0	0/0	0	12
Bleier	2	2	0	0	0/0	0/0	0	12
Bradshaw	2	2	0	0	0/0	0/0	0	12
Gilliam	1	1	0	0	0/0	0/0	0	6
Edwards	1	0	0	1	0/0	0/0	0	6
Blount	1	0	0	1	0/0	0/0	0	6
Shanklin	1	0	1	0	0/0	0/0	0	6
Thomas	1	0	1	0	0/0	0/0	0	6
Brown	1	0	1	0	0/0	0/0	0	6
Stallworth	1	0	1	0	0/0	0/0	0	6
Mullins	1	0	1	0	0/0	0/0	0	6
Harrison	1	0	0	0	0/0	0/0	1	2
Greenwood	0	0	0	0	0/0	0/0	1	2
Steelers	35	19	12	4	33/35	20/29	1	305
Opponents	22	7	14	1	21/22	12/17	0	189

Sacks: Holmes 11.5, Greenwood 11.0, Greene 9.0, White 8.5, Russell 5.0, Furness 3.0, Lambert 2.0, Ham 1.0, Kellum 0.5, Toews 0.5  
Steelers: 52.0, Opponents: 18.0

Rushing

	No.	Yds	Avg	Long	TD
Harris	208	1006	4.8	54	5
Bleier	88	373	4.2	18	2
Pearson	70	317	4.5	53	4
S. Davis	71	246	3.5	22	2
Bradshaw	34	224	6.6	34	2
Fuqua	50	156	3.2	14	2
Gilliam	14	41	2.9	13	1
Harrison	6	30	5.0	15	1
Lewis	2	25	12.5	22	0
Swann	1	14	14.0	14	0
Hanratty	1	-6	-6.0	-6	0
Stallworth	1	-9	-9.0	-9	0
Steelers	546	2417	4.4	54	19
Opponents	472	1608	3.4	47	7

Receiving

	No.	Yds	Avg	Long	TD
Lewis	30	365	12.2	31t	4
Harrison	23	200	8.7	31t	1
Shanklin	19	324	17.1	35	1
Brown	17	190	11.2	35	1
Stallworth	16	289	16.8	56	1
Grossman	13	164	12.6	32	0
Swann	11	208	18.9	54t	2
S. Davis	11	152	13.8	61t	1
Pearson	11	118	10.7	31	0
Bleier	7	87	12.3	24	0
Fuqua	6	68	11.3	18	0
Mullins	1	7	7.0	7t	1
Harrison	1	2	2.0	2	0
Steelers	166	2154	13.0	61t	12
Opponents	147	1872	12.7	52	14

Interceptions

	No.	Yds	Avg	Long	TD
Edwards	5	153	30.6	59	1
Thomas	5	22	4.4	14	0
Ham	5	13	2.6	10	0
Blount	2	74	37.0	52t	1
Lambert	2	19	19.0	19	0
Wagner	2	13	6.5	9	0
Greene	1	26	26.0	26	0
Kellum	1	0	0.0	0	0
Russell	1	0	0.0	0	0
Shell	1	0	0.0	0	0
Steelers	25	320	12.8	59	2
Opponents	21	222	10.6	62	1

Punting

	No.	Yds	Avg	Lg	B
Walden	68	3040	39.0	65	0
Steelers	68	3040	39.0	65	0
Opponents	91	3749	41.2	62	0

Punt Returns

	Ret	FC	Yds	Avg	Long	TD
Swann	41	3	577	14.1	59	1
Edwards	16	0	128	8.0	19	0
Conn	10	0	69	5.9	18	0
Steelers	67	3	774	11.6	69	1
Opponents	47	4	413	8.8	74	0

Kickoff Returns

	No.	Yds	Avg	Long	TD
S. Davis	12	269	22.4	34	0
Pearson	12	258	21.5	25	0
Blount	5	152	30.4	60	0
Harrison	4	72	18.0	27	0
Bleier	3	67	22.3	35	0
Edwards	2	31	15.5	19	0
Swann	2	11	5.5	11	0
Conn	1	34	34.0	34	0
Allen	1	7	7.0	7	0
Steelers	42	901	21.5	60	0
Opponents	56	1,275	22.8	45	0

Field Goals

	1/19	20-29	30-39	40-49	50+
Gerela	0/0	8/9	8/12	4/7	0/1
Steelers	0/0	8/9	8/12	4/7	0/1
Opponents	1/1	3/4	6/7	2/5	0/0

**STEELERS 1973 (Won 10, Lost 4)**

**Schedule**

Date	W-L	Score	Opponent	Attendance
9/16	W	24-10	Detroit	48,913
9/23	W	33-6	Cleveland	49,936
9/30	W	36-7	at Houston	39,331
10/7	W	38-21	San Diego	48,795
10/14	L	19-7	at Cincinnati	55,819
*10/21	W	26-14	N.Y. Jets	48,682
10/28	W	20-13	Cincinnati	45,761
11/5	W	21-16	Washington	48,969
11/11	W	17-9	at Oakland	47,535
11/18	L	23-13	Denver	48,580
11/25	L	21-16	at Cleveland	67,773
12/3	L	30-26	at Miami	68,901
12/9	W	33-7	Houston	38,004
12/15	W	37-14	at San Francisco	52,752

\* Game played at Three Rivers Stadium was technically an away game. The Jets could not host a home game due to the World Series being played at Shea Stadium.

**Team Statistics**

	Pittsburgh	Opponent
Total First Downs	217	210
Rushing	111	95
Passing	89	91
Penalty	17	24
3rd Down: Made/Att	84/223	69/207
3rd Down Pct.	37.7%	33.3%
Total Net Yards	4070	3324
Avg. Per Game	290.7	237.4
Total Plays	894	880
Avg. Per Play	4.6	3.8
Net Yards Rushing	2143	1652
Avg. Per Game	153.1	118.0
Total Rushes	555	488
Net Yards Passing	1927	1672
Avg. Per Game	137.6	119.4
Sacked/Yards Lost	30/230	33/251
Gross Yards	2157	1923
Attempts/Completions	309/140	359/164
Completion Pct.	45.3%	45.7%
Had Intercepted	26	37
Punts/Average	62/41.1	75/42.4
Penalties/Yards	84/817	86/757
Fumbles/Ball Lost	36/14	41/18
Touchdowns	37	22
Rushing	12	8
Passing	20	11
Returns	5	3

**Score by Period**

	Q1	Q2	Q3	Q4	OT	Pts
Steelers	60	93	83	111	0	347
Opponents	56	56	27	71	0	210

**Passing**

	Att	Cmp	Yds	Cmp%	TD	Int	Long	Sack/Lost	Rating
Bradshaw	180	89	1183	49.4%	10	15	67	24/186	54.7
Hanraty	69	31	643	44.9%	8	5	53t	3/27	86.6
Gilliam	60	20	331	33.3%	2	6	46t	3/7	24.3
Steelers	309	140	2157	45.3%	20	26	67	30/230	55.3
Opponents	359	164	1923	45.7%	11	37	84t	33/251	33.3

**Scoring**

	TD	Ru	Pa	Rt	PAT	FG	2Pt	Pts
Gerela	0	0	0	0	36/37	29/43	0	123
Shanklin	10	0	10	0	0/0	0/0	0	60
P. Pearson	4	2	2	0	0/0	0/0	0	24
Bradshaw	3	3	0	0	0/0	0/0	0	18
Harris	3	3	0	0	0/0	0/0	0	18
B. Pearson	3	0	3	0	0/0	0/0	0	18
Lewis	3	0	3	0	0/0	0/0	0	18
S. Davis	3	3	1	0	0/0	0/0	0	18
Fuqua	2	3	0	0	0/0	0/0	0	12
McMakin	1	0	1	0	0/0	0/0	0	6
Edwards	1	0	0	1	0/0	0/0	0	6
Wagner	1	0	0	1	0/0	0/0	0	6
Ham	1	0	0	1	0/0	0/0	0	6
Russell	1	0	0	1	0/0	0/0	0	6
Rowser	1	0	0	1	0/0	0/0	0	6
White	0	0	0	0	0/0	0/0	1	2
Steelers	37	12	20	5	36/37	29/43	1	347
Opponents	22	8	11	3	21/21	19/29	0	210

Sacks: Greenwood 8.5, White 7.5, Holmes 7.0, Greene 4.0, Russell 2.0, Ham 1.0, Furness 1.0, H. Davis 1.0, Keating 1.0

Steelers: 33.0, Opponents: 30.0

**Rushing**

	No.	Yds	Avg	Long	TD
Harris	188	698	3.7	35	3
P. Pearson	132	554	4.2	47	2
Fuqua	117	457	3.9	25	2
S. Davis	67	266	4.0	27	2
Bradshaw	34	145	4.3	21	3
Gilliam	6	23	3.8	14	0
Shanklin	3	1	0.3	10	0
Bleier	3	0	0.0	1	0
Hanraty	3	0	0.0	0	0
Walden	1	0	0.0	0	0
Lewis	1	-1	-1.0	0	0
Steelers	555	2143	3.9	47	12
Opponents	488	1652	3.4	50	8

**Receiving**

	No.	Yds	Avg	Long	TD
Shanklin	30	711	23.7	67	10
Lewis	23	409	17.8	53t	3
B. Pearson	23	317	13.8	46t	3
Fuqua	17	150	8.8	22	0
McMakin	13	195	15.0	44	1
P. Pearson	11	173	15.7	36	2
Harris	10	69	6.9	19	0
S. Davis	7	31	4.4	9	1
Brown	5	88	17.6	45	0
D. Davis	1	14	14.0	14	0
Steelers	140	2157	15.4	67	20
Opponents	164	1923	11.7	84t	11

**Interceptions**

	No.	Yds	Avg	Long	TD
Wagner	8	134	16.8	38	0
Edwards	6	186	31.0	86t	1
Rowser	6	131	21.8	71t	1
Blount	4	82	20.5	24	0
Russell	3	54	18.0	45t	1
Ham	2	30	15.0	27	0
H. Davis	2	23	11.5	15	0
Toews	2	13	6.5	8	0
White	2	10	5.0	8	0
Thomas	1	10	10.0	10	0
Dockery	1	0	0.0	0	0
Steelers	37	673	18.2	86t	3
Opponents	26	512	19.7	55	2

**Punting**

	No.	Yds	Avg	Long	B
Walden	62	2548	41.1	57	1
Steelers	62	2548	41.1	57	1
Opponents	75	3182	42.4	60	1

**Punt Returns**

	Ret	FC	Yds	Avg	Long	TD
Edwards	34	5	376	9.9	44	0
Meyer	18	2	80	4.4	18	0
Bleier	0	2	0	0.0	0	0
Steelers	52	9	416	8.0	44	0
Opponents	37	8	308	8.3	62	0

**Kickoff Returns**

	No.	Yds	Avg	Long	TD
P. Pearson	16	308	19.3	28	0
S. Davis	15	404	26.9	48	0
Bleier	3	47	15.7	20	0
Harris	1	23	23.0	23	0
Fuqua	1	22	22.0	22	0
Hanneman	1	20	20.0	20	0
Edwards	1	10	10.0	10	0
Webster	1	9	9.0	9	0
Mansfield	1	0	0.0	0	0
Steelers	40	843	21.1	48	0
Opponents	59	1,357	23.0	46	0

**Field Goals**

	1/19	20-29	30-39	40-49	50+
Gerela	9/10	10/12	5/9	5/12	0/0
Steelers	9/10	10/12	5/9	5/12	0/0
Opponents	6/6	4/4	2/6	7/10	0/3

**STEELERS 1972 (Won 11, Lost 3)**

**Schedule**

Date	W-L	Score	Opponent	Attendance
9/17	W	34-28	Oakland	50,141
9/24	L	15-10	at Cincinnati	54,292
10/1	W	25-19	at St. Louis	49,140
10/8	L	17-13	at Dallas	65,582
10/15	W	24-7	Houston	42,929
10/22	W	33-3	New England	46,081
10/29	W	38-21	at Buffalo	45,882
11/5	W	40-17	Cincinnati	50,350
11/12	W	16-7	Kansas City	50,350
11/19	L	26-24	at Cleveland	83,009
11/26	W	23-10	Minnesota	50,348
12/3	W	30-0	Cleveland	50,350
12/10	W	9-3	at Houston	36,528
12/17	W	24-2	at San Diego	52,873

**Team Statistics**

	Pittsburgh	Opponent
Total First Downs	228	219
Rushing	131	79
Passing	79	116
Penalty	18	24
3rd Down: Made/Att	63/188	66/208
3rd Down Pct.	33.5%	31.7%
Total Net Yards	4231	3771
Avg. Per Game	302.2	269.4
Total Plays	853	896
Avg. Per Play	5.0	4.2
Net Yards Rushing	2520	1715
Avg. Per Game	180.0	122.5
Total Rushes	497	445
Net Yards Passing	1711	1056
Avg. Per Game	122.2	146.9
Sacked/Yards Lost	32/247	40/337
Gross Yards	1958	2393
Attempts/Completions	324/156	411/206
Completion Pct.	48.1%	50.1%
Had Intercepted	12	28
Punts/Average	66/43.6	74/40.3
Penalties/Yards	81/728	77/712
Fumbles/Ball Lost	27/14	37/20
Touchdowns	37	18
Rushing	22	6
Passing	12	9
Returns	3	3

**Score by Period**

	Q1	Q2	Q3	Q4	OT	Pts
Steelers	66	103	73	101	0	343
Opponents	28	40	46	61	0	175

**Passing**

	Att	Cmp	Yds	Cmp%	TD	Int	Long	Sack/Lost	Rating
Bradshaw	308	147	1897	47.7%	12	12	78t	29/237	64.3
Gilliam	11	7	48	63.6%	0	0	9	2/8	73.3
Hanratty	4	2	23	50.0%	0	0	14	1/2	67.7
Walden	1	0	0	0.0%	0	0	0	0/0	39.6
Steelers	324	156	1958	48.1%	12	12	78t	32/247	64.3
Opponents	411	206	2393	50.1%	9	28	70t	40/337	47.0

**Scoring**

	TD	Ru	Pa	Rt	PAT	FG	2Pt	Pts
Gerela	0	0	0	0	35/36	28/41	0	119
Harris	11	10	1	0	0/0	0/0	0	66
Bradshaw	7	7	0	0	0/0	0/0	0	42
Lewis	5	0	5	0	0/0	0/0	0	30
Fuqua	4	4	0	0	0/0	0/0	0	24
Shanklin	3	0	3	0	0/0	0/0	0	18
H. Davis	1	0	0	1	0/0	0/0	0	6
Blount	1	0	0	1	0/0	0/0	0	6
Ham	1	0	0	1	0/0	0/0	0	6
L. Brown	1	0	1	0	0/0	0/0	0	6
S. Davis	1	1	0	0	0/0	0/0	0	6
Mullins	1	0	1	0	0/0	0/0	0	6
McMakin	1	0	1	0	0/0	0/0	0	6
Anderson	0	0	0	0	0/0	0/0	1	2
Steelers	37	22	12	3	35/36	28/41	1	343
Opponents	18	6	9	3	17/18	16/27	1	175

Sacks: Greene 11.0, White 10.0, Greenwood 4.0, E. Holmes 4.0, McGee 2.0, Anderson 2.0, Ham 2.0, Wagner 2.0, Hanneman 2.0, Russell 1.0  
Steelers: 40.0, Opponents: 32.0

**Rushing**

	No.	Yds	Avg	Long	TD
Harris	188	1055	5.68	75t	10
Fuqua	150	665	4.4	47	4
Bradshaw	58	346	6.0	20t	7
Pearson	67	264	3.9	21	0
S. Davis	20	85	4.3	28t	1
Lewis	3	68	22.7	41	0
Bankston	7	20	2.9	11	0
Bleier	1	17	17.0	17	0
McMakin	1	0	0.0	0	0
Gilliam	2	0	0.0	0	0
Steelers	497	2520	5.1	75t	22
Opponents	444	1719	3.9	94t	6

**& Team Record**

**Receiving**

	No.	Yds	Avg	Long	TD
Shanklin	38	669	17.9	57t	3
Lewis	27	391	14.5	52	5
McMakin	21	277	13.2	78t	1
Harris	21	180	8.6	29	1
Fuqua	18	152	8.4	28	0
Pearson	11	79	7.2	15	0
Smith	10	98	9.8	25	0
Young	6	86	14.3	33	0
L. Brown	1	13	13.0	13t	1
Bankston	1	5	5.0	5	0
S. Davis	1	5	5.0	5	0
Mullins	1	3	3.0	3	0
Steelers	156	1958	12.6	78t	12
Opponents	206	2393	11.6	70t	9

**Interceptions**

	No.	Yds	Avg	Long	TD
Ham	7	83	11.8	32t	1
Wagner	6	77	12.9	35	0
Bowser	4	30	7.5	23	0
Blount	3	75	25.0	34	0
Anderson	3	68	22.7	41	0
H. Davis	2	32	16.0	28	0
Beatty	2	16	8.0	16	0
Edwards	1	14	14.0	14	0
Steelers	28	395	14.1	41	1
Opponents	12	195	16.3	65t	1

**Punting**

	No.	Yds	Avg	Lg	B
Walden	65	2846	43.8	72	2
Gerela	1	29	29.0	29	0
Steelers	66	2875	43.6	72	2
Opponents	74	2982	40.3	65.0	1

**Punt Returns**

	Ret	FC	Yds	Avg	Long	TD
Edwards	22	19	202	9.2	52	0
Lewis	5	1	56	11.2	26	0
Bleier	2	0	1	0.5	1	0
Pearson	1	0	3	3.0	3	0
Steelers	30	20	262	8.7	52	0
Opponents	37	10	169	4.6	30	0

**Kickoff Returns**

	No.	Yds	Avg	Long	TD
Pearson	13	292	22.4	42	0
Harris	8	183	22.9	32	0
S. Davis	7	207	29.6	82	0
Bleier	2	40	20.0	20	0
Bankston	1	20	20.0	20	0
Edwards	1	18	18.0	18	0
McMakin	1	0	0.0	0	0
Steelers	33	760	23.0	82	0
Opponents	54	1190	22.0	47	0

**Field Goals**

	1/19	20-29	30-39	40-49	50+
Gerela	9/9	8/10	8/12	3/9	0/1
Steelers	9/9	8/10	8/12	3/9	0/1
Opponents	3/3	4/6	6/9	3/6	0/3

# STEELERS 1971 (Won 6, Lost 8)

## Schedule

Date	W-L	Score	Opponent	Attendance
9/19	L	17-15	at Chicago	55,049
9/26	W	21-10	Cincinnati	48,448
10/3	W	21-17	San Diego	44,339
10/10	L	27-17	at Cleveland	83,391
10/18	L	38-16	at Kansas City	49,533
10/24	W	23-16	Houston	45,872
10/31	L	34-21	at Baltimore	60,238
11/7	W	26-9	Cleveland	50,202
11/14	L	24-21	at Miami	66,435
11/21	W	17-13	N.Y. Giants	50,008
11/28	L	22-10	Denver	39,710
12/5	L	29-3	at Houston	37,778
12/12	W	21-13	at Cincinnati	60,022
12/19	L	23-14	L.A. Rams	45,233

## Team Statistics

	Pittsburgh	Opponent
Total First Downs	226	225
Rushing	98	81
Passing	111	132
Penalty	17	12
Total Net Yards	3882	4248
Avg. Per Game	277.3	303.4
Total Plays	867	881
Avg. Per Play	4.5	4.8
Net Yards Rushing	1758	1482
Avg. Per Game	125.6	105.9
Total Rushes	416	440
Net Yards Passing	2124.0	2766
Avg. Per Game	151.7	197.6
Sacked/Yards Lost	37/322	33/294
Gross Yards	2446	3060
Attempts/Completions	414/214	408/235
Completion Pct.	51.7%	57.6%
Had Intercepted	26	17
Punts/Average	79/43.9	77/41.5
Penalties/Yards	88/898	81/784
Fumbles/Ball Lost	37/21	27/9
Touchdowns	28	32
Rushing	10	13
Passing	15	16
Returns	3	3

## Score by Period

	Q1	Q2	Q3	Q4	OT	Pts
Steelers	59	60	57	76	0	246
Opponents	69	117	42	64	0	292

## Passing

	Att	Cmp	Yds	Cmp%	TD	Int	Long	Sack/Lost	Rating
Bradshaw	373	203	2259	54.4%	13	22	49	33/287	59.7
Hanraty	29	7	159	24.1%	2	3	40	3/32	33.3
Leahy	11	3	18	27.3%	0	1	18	1/3	1.7
Walden	1	1	10	100.0%	0	0	10	0/0	108.3
Steelers	414	214	2157	51.7%	15	26	49	37/322	52.8
Opponents	408	235	3060	57.6%	16	17	86	33/294	66.8

## Scoring

	TD	Ru	Pa	Rt	PAT	FG	2Pt	Pts
Gerela	0	0	0	0	27/27	17/27	0	78
Shanklin	6	0	6	0	0/0	0/0	0	36
Bradshaw	5	5	0	0	0/0	0/0	0	30
Smith	5	0	5	0	0/0	0/0	0	30
Fuqua	5	4	1	0	0/0	0/0	0	30
Pearson	3	0	2	1	0/0	0/0	0	18
Staggers	1	0	0	1	0/0	0/0	0	6
Rowser	1	0	0	1	0/0	0/0	0	6
Hanraty	1	1	0	0	0/0	0/0	0	6
L. Brown	1	0	1	0	0/0	0/0	0	6
Steelers	28	10	15	3	27/27	17/27	0	246
Opponents	32	13	16	3	30/32	22/35	0	292

Sacks: N/A

Steelers: 37.0, Opponents: 33.0

## Rushing

	No.	Yds	Avg	Long	TD
Fuqua	155	625	4.0	30	4
Pearson	131	605	4.6	27	0
Bankston	70	274	3.9	30	0
Bradshaw	53	247	4.7	39	5
Walden	1	14	14.0	14	0
Staggers	1	5	5.0	5	0
Hanraty	1	3	3.0	3	1
Shanklin	2	1	0.5	2	0
Leahy	1	-6	-6.0	-6	0
Smith	1	-10	-10.0	-10	0
Steelers	416	1758	4.2	39	10
Opponents	440	1482	3.4	28	13

## Receiving

	No.	Yds	Avg	Long	TD
Shanklin	49	652	13.3	42	6
Fuqua	49	427	8.7	40	1
Smith	47	663	14.1	49	5
Pearson	20	246	12.3	44	2
Adams	20	160	8.0	21	0
Bankston	17	148	8.7	31	0
Staggers	8	103	12.9	20	0
Lewis	3	44	14.8	22	0
L. Brown	1	3	3.0	3t	1
Steelers	214	2446	11.4	49	15
Opponents	235	3060	13.0	86	16

## Interceptions

	No.	Yds	Avg	Long	TD
Rowser	4	94	23.5	70	1
Allen	3	45	15.0	29	0
Wagner	2	53	26.5	29	0
Blount	2	16	8.0	16	0
Ham	2	4	2.0	4	0
Callard	2	0	0.0	0	0
Edwards	1	20	20.0	20	0
Anderson	1	14	14.0	14	0
Steelers	17	246	14.5	70	1
Opponents	26	350	13.5	44	1

## Punting

	No.	Yds	Avg	Lg	B
Walden	79	3455	43.7	57	0
Steelers	79	3455	43.7	57	0
Opponents	77	3195	41.5	73	1

## Punt Returns

	Ret	FC	Yds	Avg	Long	TD
Staggers	31	14	262	8.5	67	1
Wagner	2	3	2	1.0	2	0
Edwards	1	0	0	0.0	0	0
Fuqua	1	0	0	0.0	0	0
Bleier	0	1	0	0.0	0	0
Steelers	35	18	264	7.5	67	1
Opponents	45	15	319	7.1	47	1

## Kickoff Returns

	No.	Yds	Avg	Long	TD
Brumfield	12	271	22.6	35	0
Staggers	10	261	26.1	47	0
Edwards	9	198	22.0	29	0
Pearson	7	205	29.3	77	0
Bankston	5	76	15.2	23	0
Blount	4	76	19.0	23	0
Bleier	1	21	21.0	21	0
Clack	1	12	12.0	12	0
Steelers	49	1120	22.9	77	0
Opponents	45	1002	22.3	57	0

## Field Goals

	1/19	20-29	30-39	40-49	50+
Gerela	5/6	5/7	4/7	3/6	0/1
Steelers	5/6	5/7	4/7	3/6	0/1
Opponents	6/6	11/13	4/5	1/10	0/1

**STEELERS 1970 (Won 5, Lost 9)**

**Schedule**

Date	W-L	Score	Opponent	Attendance
9/20	L	19-7	Houston	45,538
9/27	L	16-13	at Denver	50,705
10/3	L	15-7	at Cleveland	84,349
10/11	W	23-10	Buffalo	42,140
10/18	W	7-3	at Houston	42,799
10/25	L	31-14	at Oakland	54,423
11/2	W	21-10	Cincinnati	39,668
11/8	W	21-17	N.Y. Jets	50,028
11/15	L	31-14	Kansas City	50,081
11/22	L	34-7	at Cincinnati	59,276
11/29	W	28-9	Cleveland	50,214
12/6	L	20-12	Green Bay	46,418
12/13	L	27-16	at Atlanta	54,126
12/20	L	30-20	at Philadelphia	55,252

**Team Statistics**

	Pittsburgh	Opponent
Total First Downs	206	225
Rushing	84	91
Passing	97	120
Penalty	25	14
Total Net Yards	3752	3996
Avg. Per Game	268.0	185.4
Total Plays	844	906
Avg. Per Play	4.4	4.4
Net Yards Rushing	1715	1679
Avg. Per Game	122.5	119.9
Total Rushes	432	487
Net Yards Passing	2037	2317
Avg. Per Game	145.5	165.5
Sacked/Yards Lost	28/275	26/238
Gross Yards	2312	2555
Attempts/Completions	384/150	393/191
Completion Pct.	39.1%	48.6%
Had Intercepted	32	23
Punts/Average	78/44.2	85/41.9
Penalties/Yards	82/835	76/790
Fumbles/Ball Lost	30/14	29/14
Touchdowns	26	32
Rushing	13	8
Passing	12	21
Returns	1	3

**Score by Period**

	Q1	Q2	Q3	Q4	OT	Pts
Steelers	33	76	50	51	0	210
Opponents	63	65	82	62	0	272

**Passing**

	Att	Cmp	Yds	Cmp%	TD	Int	Long	Sack/Lost	Rating
Bradshaw	218	83	1460	38.1%	6	24	87	25/242	31.3
Hanratty	163	64	792	39.3%	5	8	72	3/33	44.8
Hoak	2	2	40	100.0%	1	0	27	0/0	158.3
Walden	1	1	20	100.0%	0	0	20	0/0	118.8
Steelers	384	150	2312	39.1%	12	32	87	28/247	35.4
Opponents	393	191	2355	48.6%	21	23	65	26/238	63.1

**Scoring**

	TD	Ru	Pa	Rt	PAT	FG	2Pt	Pts
Fuqua	9	7	2	0	0/0	0/0	0	54
Mingo	0	0	0	0	17/17	5/18	0	32
Shanklin	4	0	4	0	0/0	0/0	0	24
Watson	0	0	0	0	7/9	5/10	0	22
Hughes	3	0	3	0	0/0	0/0	0	18
Pearson	2	2	0	0	0/0	0/0	0	12
Bankston	2	2	0	0	0/0	0/0	0	12
Smith	2	0	2	0	0/0	0/0	0	12
Hoak	1	1	0	0	0/0	0/0	0	6
Bradshaw	1	1	0	0	0/0	0/0	0	6
Staggers	1	0	1	0	0/0	0/0	0	6
Beatty	1	0	0	1	0/0	0/0	0	6
Steelers	26	13	12	1	24/26	10/28	0	210
Opponents	32	8	21	3	29/32	15/32	3	272

Sacks: N/A

Steelers: 28.0, Opponents: 26.0

**Rushing**

	No.	Yds	Avg	Long	TD
Fuqua	138	691	5.0	85	7
Pearson	173	503	2.9	30	2
Bradshaw	32	233	7.3	22	1
Bankston	26	122	4.7	31	2
Hoak	40	115	2.6	13	1
Bryant	3	25	8.3	24	0
Wilburn	5	25	5.0	10	0
Cole	9	8	0.9	6	0
Smith	1	6	6.0	6	0
Hanratty	4	-5	-1.3	0	0
Hughes	1	-8	-8.0	-8	0
Steelers	432	1715	4.0	85	13
Opponents	487	1679	3.4	40	8

**Receiving**

	No.	Yds	Avg	Long	TD
Shanklin	30	691	23.0	81	4
Smith	30	458	15.3	87	2
Hughes	24	332	13.8	72	3
Fuqua	23	289	12.6	57	2
Bryant	8	154	19.3	63	0
Bankston	7	30	4.3	20	0
Staggers	6	118	19.7	31	1
Wilburn	6	77	12.8	15	0
Pearson	6	71	11.8	18	0
Hoak	4	25	6.3	18	0
Adams	3	36	12.0	17	0
Cole	3	31	10.4	20	0
Steelers	150	2312	15.4	87	12
Opponents	191	2555	13.4	65	21

**Interceptions**

	No.	Yds	Avg	Long	TD
Calland	7	38	5.4	21	0
Allen	4	48	12.0	30	0
Russell	3	64	21.3	37	0
Rowser	3	27	9.0	12	0
Beatty	2	49	24.5	30	1
Hillenbrand	2	14	7.0	14	0
Austin	1	22	22.0	22	0
Blount	1	4	4.0	4	0
Steelers	23	266	11.5	37	1
Opponents	32	318	9.9	57	1

**Punting**

	No.	Yds	Avg	Lg	B
Walden	75	3393	45.2	66	1
Bradshaw	3	42	17.3	39	0
Steelers	78	3445	44.2	66	1
Opponents	85	3517	41.9	61.0	1

**Punt Returns**

	Ret	FC	Yds	Avg	Long	TD
Bryant	37	7	159	4.3	33	0
Staggers	13	12	70	5.4	15	0
Blount	1	0	52	52.0	52	0
Steelers	51	19	281	5.5	52	0
Opponents	51	11	304	6.0	31	0

**Kickoff Returns**

	No.	Yds	Avg	Long	TD
Blount	18	535	29.7	91	0
Staggers	14	333	23.8	46	0
Pearson	4	114	28.5	35	0
Sharp	1	9	9.0	9	0
Wenzel	1	6	6.0	6	0
Calland	1	0	0.0	0	0
Washington	1	0	0.0	0	0
Steelers	40	997	24.9	91	0
Opponents	49	1068	21.8	100	1

**Field Goals**

	1/19	20-29	30-39	40-49	50+
Mingo	2/2	1/6	0/0	2/7	0/3
Watson	2/2	2/2	0/1	1/4	0/1
Steelers	4/4	3/8	0/1	3/11	0/4
Opponents	7/9	1/3	4/7	2/12	1/1



**STEELERS 1969 (Won 1, Lost 13)**

**Schedule**

Date	W-L	Score	Opponent	Attendance
9/21	W	16-13	Detroit	51,360
9/28	L	41-27	at Philadelphia	60,658
10/5	L	27-14	St. Louis	45,011
10/12	L	10-7	at N.Y. Giants	62,987
10/18	L	42-31	at Cleveland	84,078
10/26	L	14-7	Washington	47,557
11/2	L	38-34	Green Bay	46,403
11/9	L	38-7	at Chicago	45,856
11/16	L	24-3	Cleveland	47,670
11/23	L	52-14	at Minnesota	47,202
11/30	L	47-10	at St. Louis	43,721
12/7	L	10-7	Dallas	24,990
12/14	L	21-17	N.Y. Giants	21,069
12/21	L	27-24	at New Orleans	72,256

**Team Statistics**

	Pittsburgh	Opponent
Total First Downs	210	260
Rushing	81	101
Passing	115	142
Penalty	14	17
Total Net Yards	3626	4401
Avg. Per Game	259.0	314.4
Total Plays	843	898
Avg. Per Play	4.3	4.9
Net Yards Rushing	1542	1732
Avg. Per Game	110.1	123.7
Total Rushes	400	455
Net Yards Passing	2084	2669
Avg. Per Game	158.9	190.6
Sacked/Yards Lost	52/374	33/304
Gross Yards	2458	2973
Attempts/Completions	391/176	410/227
Completion Pct.	45.0%	55.4%
Had Intercepted	29	25
Punts/Average	77/42.3	65/40.1
Penalties/Yards	67/659	74/772
Fumbles/Ball Lost	36/16	25/9
Touchdowns	26	50
Rushing	8	17
Passing	17	27
Returns	1	6

**Score by Period**

	Q1	Q2	Q3	Q4	OT	Pts
Steelers	57	47	35	79	0	218
Opponents	63	114	85	142	0	404

**Passing**

	Att	Cmp	Yds	Cmp%	TD	Int	Long	Sack/Lost	Rating
Shiner	209	97	1422	46.4%	7	10	63	24/157	60.3
Hanratty	126	52	716	41.3%	8	13	41	20/168	41.7
Nix	53	25	290	47.2%	2	6	47	7/39	37.2
Hoak	3	2	30	66.7%	0	0	16	1/10	99.3
Steelers	391	176	2458	45.0%	17	29	63	52/374	49.4
Opponents	410	227	2973	55.4%	27	25	58	33/304	75.0

**Scoring**

	TD	Ru	Pa	Rt	PAT	FG	2Pt	Pts
Mingo	0	0	0	0	26/26	12/16	0	62
Jefferson	9	0	9	0	0/0	0/0	0	54
Gros	7	4	3	0	0/0	0/0	0	42
Hoak	3	2	1	0	0/0	0/0	0	18
Henderson	3	0	3	0	0/0	0/0	0	18
Bankston	1	1	0	0	0/0	0/0	0	6
Shiner	1	1	0	0	0/0	0/0	0	6
Williams	1	0	1	0	0/0	0/0	0	6
McCall	1	0	1	0	0/0	0/0	0	6
Steelers	26	8	17	1	26/26	12/16	0	218
Opponents	50	17	27	6	49/50	17/25	2	404

Sacks: N/A

Steelers: 33.0, Opponents: 52.0

**Rushing**

	No.	Yds	Avg	Long	TD
Hoak	151	531	3.5	13	2
Gros	116	343	3.0	16	4
Bankston	62	259	4.2	15	1
Hanratty	10	106	10.6	31	0
McCall	30	98	3.3	14	0
Nix	10	70	7.0	20	0
Shiner	14	55	3.9	18	1
Jefferson	4	46	11.5	22	0
Wilburn	2	29	14.5	35	0
Campbell	1	5	5.0	5	0
Steelers	400	1542	3.9	35	8
Opponents	455	1732	3.8	54	17

**Receiving**

	No.	Yds	Avg	Long	TD
Jefferson	67	1079	16.1	63	9
Wilburn	20	373	18.7	53	0
Hoak	20	190	9.5	26	1
Gros	17	131	7.7	20	3
Hilton	12	231	19.3	34	0
Henderson	12	188	15.7	45	3
Cropper	9	116	12.9	19	0
Adams	6	80	13.3	19	0
Bankston	6	6	1.0	8	0
Williams	3	14	4.7	6	1
McCall	2	2	1.0	5	0
Campbell	1	32	32.0	32	0
Alley	1	16	16.0	16	0
Steelers	176	2458	14.0	63	17
Opponents	227	2973	13.1	58	27

**Interceptions**

	No.	Yds	Avg	Long	TD
Hohn	5	64	12.8	24	0
Martha	5	37	7.4	15	0
Shorter	3	47	15.7	23	0
Stenger	3	36	12.0	19	0
Russell	2	48	24.0	26	0
May	2	4	2.0	2	0
Calland	2	0	0.0	0	0
Hillebrand	1	14	14.0	14	0
Hinton	1	7	7.0	7	0
Woodson	1	0	0.0	0	0
Steelers	25	257	10.3	26	0
Opponents	29	535	18.4	77	3

**Punting**

	No.	Yds	Avg	Lg	B
Walden	77	3254	42.3	61	0
Steelers	77	3254	42.3	61	0
Opponents	65	2608	40.1	55	0

**Punt Returns**

	Ret	FC	Yds	Avg	Long	TD
Campbell	28	7	133	4.8	23	0
Jefferson	4	2	23	5.8	9	0
Martha	3	2	0	0.0	0	0
Hoak	1	1	9	9.0	9	0
Davis	1	0	0	0.0	0	0
Beatty	0	1	0	0.0	0	0
Steelers	37	13	165	4.5	23	0
Opponents	41	15	396	9.7	83	1

**Kickoff Returns**

	No.	Yds	Avg	Long	TD
Campbell	26	522	20.1	46	0
McCall	21	532	25.3	101	1
Bankston	4	89	22.3	41	0
Jefferson	4	80	20.0	27	0
Woodson	1	18	18.0	18	0
Davis	3	0	0.0	0	0
Kolb	1	0	0.0	0	0
Steelers	60	1241	21.0	101	1
Opponents	46	962	20.9	96	1

**& Team Record**

	1/19	20-29	30-39	40-49	50+
Mingo	5/6	1/4	4/7	2/9	0/0
Steelers	5/6	1/4	4/7	2/9	0/0
Opponents	3/3	5/7	6/9	3/6	0/0