



# BILLS

## 2023 MEDIA GUIDE



# 2023 SCHEDULE

## PRESEASON

<b>Saturday, Aug. 12</b>	<b>vs. Indianapolis</b>	<b>WIVB</b>	<b>1:00 PM</b>
Saturday, Aug. 19	at Pittsburgh	WIVB	6:30 PM
Saturday, Aug. 26	at Chicago	WIVB	1:00 PM

## REGULAR SEASON

Monday, Sept. 11	at NY Jets	ESPN/ABC	8:15 PM
<b>Sunday, Sept. 17</b>	<b>vs. Las Vegas</b>	<b>CBS</b>	<b>1:00 PM</b>
Sunday, Sept. 24	at Washington	CBS	1:00 PM
<b>Sunday, Oct. 1</b>	<b>vs. Miami</b>	<b>CBS</b>	<b>1:00 PM</b>
<b>Sunday, Oct. 8</b>	<b>vs. Jax. (London)</b>	<b>NFL Network</b>	<b>9:30 AM</b>
<b>Sunday, Oct. 15</b>	<b>vs. NY Giants</b>	<b>NBC</b>	<b>8:20 PM</b>
Sunday, Oct. 22	at New England	CBS	1:00 PM
<b>Thursday, Oct. 26</b>	<b>vs. Tampa Bay</b>	<b>Prime Video</b>	<b>8:15 PM</b>
Sunday, Nov. 5	at Cincinnati	NBC	8:20 PM
<b>Monday, Nov. 13</b>	<b>vs. Denver</b>	<b>ESPN</b>	<b>8:15 PM</b>
<b>Sunday, Nov. 19</b>	<b>vs. NY Jets</b>	<b>CBS</b>	<b>4:25 PM</b>
Sunday, Nov. 26	at Philadelphia	CBS	4:25 PM
	Bye Week		
Sunday, Dec. 10	at Kansas City	CBS	4:25 PM
<b>Sunday, Dec. 17</b>	<b>vs. Dallas</b>	<b>FOX</b>	<b>4:25 PM</b>
Saturday, Dec. 23	at LA Chargers	Peacock	8:00 PM
<b>Sunday, Dec. 31</b>	<b>vs. New England</b>	<b>CBS</b>	<b>1:00 PM</b>
Jan. 6 or 7	at Miami	TBD	TBD

## PLAYOFFS

AFC and NFC Wild Card Games	January 13-15
AFC and NFC Championship Games	January 20-21
AFC and NFC Championship Games	January 28
Super Bowl LVIII (Las Vegas, NV)	February 11





# BILLS ROSTER

## OFFENSE

### Quarterback (3)

5 Matt Barkley  
9 Kyle Allen  
17 Josh Allen

### Offensive Line (17)

60 Mitch Morse  
62 Greg Mancz  
63 Kevin Jarvis  
64 O'Cyus Torrence  
65 Ike Boettger  
66 Connor McGovern  
67 Nick Broeker  
68 Brandon Shell  
70 Alec Anderson  
71 Ryan Bates  
72 Tommy Doyle  
73 Dion Dawkins  
74 Ryan Van Demark  
75 Richard Gouraige  
76 David Edwards  
77 David Quessenberry  
79 Spencer Brown

### Running Back (6)

0 Nyheim Hines  
4 James Cook  
22 Damien Harris  
28 Latavius Murray  
35 Jordan Mims  
41 Reggie Gilliam (FB)

### Wide Receiver (13)

10 Khalil Shakir  
11 Deonte Harty  
13 Gabe Davis  
14 Stefon Diggs  
15 Marcell Ateman  
16 Trent Sherfield  
18 Justin Shorter  
19 Dezmon Patmon  
80 Tyrell Shavers  
81 KeeSean Johnson  
82 Isaiah Coulter  
87 Jalen Wayne  
89 Bryan Thompson

### Tight End (5)

48 Joel Wilson  
83 Nick Guggemos  
84 Zach Davidson (IR)  
85 Quintin Morris  
86 Dalton Kincaid  
88 Dawson Knox

## DEFENSE

### Edge (9)

40 Von Miller  
49 Shane Ray  
50 Greg Rousseau  
55 Boogie Basham  
56 Leonard Floyd  
57 A.J. Epenesa  
59 Kingsley Jonathan  
90 Shaq Lawson  
96 Kameron Cline

### Defensive Tackle (9)

51 Eli Ankou  
61 DJ Dale  
91 Ed Oliver  
92 DaQuan Jones  
93 Kendal Vickers  
94 Cortez Broughton  
97 Jordan Phillips  
98 Poona Ford  
99 Tim Settle

### Linebacker (8)

42 Dorian Williams  
43 Terrel Bernard  
44 Tyler Matakevich  
45 Travin Howard  
52 A.J. Klein  
53 Tyrel Dodson  
54 Baylon Spector  
58 Matt Milano

### Defensive Backs (17)

3 Damar Hamlin  
7 Taron Johnson  
20 Taylor Rapp  
21 Jordan Poyer  
23 Micah Hyde  
24 Kaiir Elam  
26 Cameron Dantzler  
27 Tre'Davious White  
29 Alex Austin  
30 Dane Jackson  
31 Dean Marlowe  
33 Siran Neal  
36 Jared Mayden  
38 Zayne Anderson  
39 Cam Lewis  
46 Ja'Marcus Ingram  
47 Christian Benford

## SPECIALISTS

### Specialists (3)

2 Tyler Bass  
8 Sam Martin  
69 Reid Ferguson

## HOW THEY WERE ACQUIRED

2016 Reid Ferguson UDFA  
2017 Micah Hyde FA  
Leonard Floyd FA  
D1  
Tre'Davious White D2b  
Dion Dawkins D5a  
Matt Milano D1a  
Josh Allen D4  
Taron Johnson D5a  
Siran Neal UDFA  
Ike Boettger UDFA  
2019 Mitch Morse FA  
Ed Oliver D1  
Dawson Knox D3b  
Tyrel Dodson UDFA  
Ryan Bates TR-PHI  
Cam Lewis UDFA  
2020 Tyler Matakevich FA  
Stefon Diggs TR-MIN  
A.J. Epenesa D2  
Gabe Davis D4  
Tyler Bass D6a  
Dane Jackson D7  
Reggie Gilliam UDFA  
Greg Rousseau D1  
Boogie Basham D2  
Spencer Brown D3  
Tommy Doyle D5  
Damar Hamlin D6b  
Quintin Morris UDFA  
Eli Ankou FA  
DaQuan Jones FA  
Von Miller FA  
Tim Settle FA  
Jordan Phillips FA  
Shaq Lawson FA  
Matt Barkley FA  
Greg Mancz FA  
David Quessenberry FA  
Kaiir Elam D1  
James Cook D2  
Terrel Bernard D3  
Khalil Shakir D5  
Christian Benford D6b  
Baylon Spector D7  
Alec Anderson UDFA  
Ja'Marcus Ingram UDFA  
Sam Martin FA  
Zach Davidson (IR) FA  
Ryan Van Demark FA  
KeeSean Johnson FA  
Isaiah Coulter FA  
Nyheim Hines TR-IND  
Dean Marlowe TR-ATL  
A.J. Klein W-CHI  
Kingsley Jonathan FA  
Cortez Broughton FA  
Kendal Vickers FA  
Jared Mayden FA-NYJ  
Dezmon Patmon FA  
Zayne Anderson FA  
Connor McGovern FA  
Kyle Allen FA  
Deonte Harty FA  
Trent Sherfield FA  
Damien Harris FA  
David Edwards FA  
Taylor Rapp FA  
Kevin Jarvis FA  
Dalton Kincaid D1  
O'Cyus Torrence D2  
Dorian Williams D3  
Justin Shorter D5  
Nick Broeker D7a  
Alex Austin D7b  
Cam Lewis FA  
Kameron Cline FA  
Richard Gouraige UDFA  
Jordan Mims UDFA  
Tyrell Shavers UDFA  
Jalen Wayne UDFA  
Bryan Thompson UDFA  
DJ Dale UDFA  
Shane Ray FA  
Travin Howard FA  
Joel Wilson UDFA  
Brandon Shell FA  
Marcell Ateman FA  
Leonard Floyd FA  
Cameron Dantzler FA  
Nick Guggemos FA

## BY DRAFT ROUND

1 Von Miller DEN 2011  
Shane Ray DEN 2015  
Leonard Floyd CHI 2016  
Shaq Lawson BUF 2016  
Tre'Davious White BUF 2017  
Josh Allen BUF 2018  
Ed Oliver BUF 2019  
Greg Rousseau BUF 2021  
Kaiir Elam BUF 2022  
Dalton Kincaid BUF 2023  
2 Mitch Morse KC 2015  
Jordan Phillips MIA 2015  
Dion Dawkins BUF 2017  
Taylor Rapp LAR 2019  
A.J. Epenesa BUF 2020  
Boogie Basham BUF 2021  
James Cook BUF 2022  
O'Cyus Torrence BUF 2022  
3 Damien Harris NE 2019  
Connor McGovern DAL 2019  
Dawson Knox BUF 2019  
Cameron Dantzler MIN 2020  
Spencer Brown BUF 2021  
Terrel Bernard BUF 2022  
Dorian Williams BUF 2023  
4 Matt Barkley PHI 2013  
DaQuan Jones TEN 2014  
Nyheim Hines IND 2018  
Taron Johnson BUF 2018  
Gabe Davis BUF 2020  
5 A.J. Klein CAR 2013  
Micah Hyde GB 2013  
Sam Martin DET 2013  
Stefon Diggs MIN 2015  
Brandon Shell NYJ 2016  
Matt Milano BUF 2017  
Siran Neal BUF 2018  
Tim Settle WAS 2018  
David Edwards LAR 2019  
Isaiah Coulter HOU 2020  
Tommy Doyle BUF 2021  
Zach Davidson (IR) MIN 2021  
Khalil Shakir BUF 2022  
Justin Shorter BUF 2023  
6 David Quessenberry HOU 2013  
Latavius Murray OAK 2013  
KeeSean Johnson ARZ 2019  
Tyler Bass BUF 2020  
Dezmon Patmon IND 2020  
Damar Hamlin BUF 2021  
Christian Benford BUF 2022  
7 Jordan Poyer PHI 2013  
Tyler Matakevich PIT 2016  
Marcell Ateman OAK 2018  
Travin Howard LAR 2018  
Cortez Broughton LAC 2019  
Dane Jackson BUF 2020  
Baylon Spector BUF 2022  
Nick Broeker BUF 2022  
Alex Austin BUF 2023  
UDFA Dean Marlowe IND 2015  
Greg Mancz HOU 2015  
Reid Ferguson HOU 2016  
Eli Ankou BUF 2017  
Ike Boettger HOU 2018  
Trent Sherfield ARZ 2018  
Kyle Allen CAR 2018  
Kendal Vickers PIT 2018  
Poona Ford SEA 2018  
Cam Lewis BUF 2019  
Tyrel Dodson BUF 2019  
Ryan Bates PHI 2019  
Deonte Harty NO 2019  
Reggie Gilliam BUF 2020  
Jared Mayden SF 2020  
Kameron Cline IND 2020  
Quintin Morris BUF 2021  
Nick Guggemos SEA 2021  
Zayne Anderson KC 2021  
Alec Anderson BUF 2022  
Ja'Marcus Ingram BUF 2022  
Kingsley Jonathan BUF 2022  
Ryan Van Demark IND 2022  
Kevin Jarvis DET 2022  
Richard Gouraige BUF 2022  
Jordan Mims BUF 2023  
Tyrell Shavers BUF 2023  
Jalen Wayne BUF 2023  
Bryan Thompson BUF 2023  
DJ Dale BUF 2023  
Joel Wilson BUF 2023



# ALPHABETICAL ROSTER

NO.	NAME	POS	HT	WT	DOB	EXP	COLLEGE	HOMETOWN	HOW ACQ.
17	Allen, Josh	QB	6-5	237	5/21/1996	6	Wyoming	Firebaugh, CA	D1-a-18
9	Allen, Kyle	QB	6-3	210	3/8/1996	5	Houston	Scottsdale, AZ	FA-23
70	Anderson, Alec	T	6-5	305	10/3/1999	1	UCLA	Fontana, CA	UDFA-22
38	Anderson, Zayne	S	6-2	206	1/3/1997	1	BYU	Stansbury, UT	FA-23
51	Ankou, Eli	DT	6-3	325	6/8/1994	6	UCLA	Orleans, Ontario, CA	FA-21
15	Ateman, Marcell	WR	6-4	215	9/16/1994	3	Oklahoma State	Wylie, TX	FA-23
29	Austin, Alex	CB	6-1	191	5/22/2001	R	Oregon State	Long Beach, CA	D7-23
5	Barkley, Matt	QB	6-2	234	9/8/1990	10	USC	Santa Ana, CA	FA-22
55	Basham, Boogie	DE	6-3	274	12/16/1997	3	Wake Forest	Roanoke, VA	D2-21
2	Bass, Tyler	K	5-10	183	2/14/1997	4	Georgia Southern	Columbia, SC	D6-20
71	Bates, Ryan	G/C	6-4	302	2/14/1997	5	Penn State	Warmminster, PA	TR-19 (PHI)
47	Benford, Christian	CB	6-1	205	9/21/2000	2	Villanova	Randallstown, MD	D6b-22
43	Bernard, Terrel	LB	6-1	224	5/7/1999	2	Baylor	La Porte, TX	D3-22
65	Boettger, Ike	G	6-6	313	10/5/1994	6	lowa	Cedar Falls, IA	W-18 (KC)
67	Broeker, Nick	G	6-4	305	10/7/2000	R	Mississippi	Springfield, IL	D7-23
94	Broughton, Cortez	DT	6-2	293	9/2/1996	3	Cincinnati	Warner Robins, GA	FA-22
79	Brown, Spencer	T	6-8	311	2/28/1998	3	Northern lowa	Lenox, IA	D3-21
96	Cline, Kamaron	DE	6-4	275	2/19/1998	1	South Dakota	San Diego, CA	W-23 (IND)
4	Cook, James	RB	5-11	190	9/25/1999	2	Georgia	Miami, FL	D2-22
82	Coulter, Isaiah	WR	6-2	198	9/18/1998	2	Rhode Island	Brandywine, MD	FA-23
61	Dale, DJ	DT	6-0	302	10/30/2000	R	Alabama	Pinson, AL	UDFA-23
26	Dantzier, Cameron	CB	6-2	190	9/3/1998	4	Mississippi State	Hammond, LA	FA-23
13	Davis, Gabe	WR	6-2	225	3/1/1999	4	Central Florida	Ranford, FL	D4-20
73	Denkings, Dion	T	6-5	320	4/26/1994	7	Temple	Rahway, NJ	D2b-17
14	Diggs, Stefan	WR	6-0	191	11/29/1993	9	Maryland	Galithersburg, MD	TR-20 (MINI)
53	Dodson, Tyrel	LB	6-0	237	6/25/1998	4	Texas A&M	Franklin, TN	UDFA-19
72	Doyle, Tommy	T	6-8	320	5/6/1998	3	Miami (OH)	Edina, MN	D5-21
76	Edwards, David	G	6-6	308	3/20/1997	5	Wisconsin	Downers Grove, IL	FA-23
24	Elam, Kaiir	CB	6-1	191	5/5/2001	2	Florida	Riviera Beach, FL	D1-22
57	Epenesa, A.J.	DE	6-6	260	9/15/1998	4	lowa	Edwardsville, IL	D2-20
69	Ferguson, Reid	LS	6-2	235	3/24/1994	7	LSU	Buford, GA	FA-16
56	Floyd, Leonard	DE	6-5	240	9/8/1992	8	Georgia	Eastman, GA	FA-23
98	Ford, Poona	DT	5-11	310	11/19/1995	6	Texas	Hilton Head, SC	FA-23
41	Gilliam, Reggie	FB	6-0	244	8/20/1997	4	Toledo	Galloway, OH	UDFA-20
75	Gourauge, Richard	T	6-5	306	10/15/1998	R	Florida	Tampa, FL	UDFA-23
83	Guggemos, Nick	TE	6-5	231	12/17/1995	1	St. Thomas	Eden Prairie, MN	FA-23
3	Hamlin, Damar	S	6-0	200	3/24/1998	3	Pittsburgh	McKees Rock, PA	D6b-21
22	Harris, Damien	RB	5-11	213	2/11/1997	5	Alabama	Berea, KY	FA-23
11	Harty, Deonte	WR	5-6	170	12/4/1997	5	Assumption	Baltimore, MD	FA-23
40	Hines, Nyheim	RB	5-9	196	11/12/1996	6	NC State	Garner, NC	TR-22 (IND)
5	Howard, Travin	LB	6-1	219	5/10/1996	5	TCU	Longview, TX	FA-23
23	Hyde, Micah	S	6-0	197	12/31/1990	11	lowa	Fostoria, OH	FA-17
46	Ingram, Ja'Marcus	CB	6-2	190	9/2/1997	1	Buffalo	Dallas, TX	UDFA-22
30	Jackson, Dane	CB	5-11	180	11/29/1996	4	Pittsburgh	Coraopolis, PA	D7-20
63	Jarvis, Kevin	OL	6-6	325	12/22/1998	1	Michigan State	Park Ridge, IL	FA-23
81	Johnson, KeeSean	WR	6-1	201	10/9/1996	3	Fresno State	Palo Alto, CA	FA-22
7	Johnson, Taron	CB	5-11	192	7/27/1996	6	Weber State	Sacramento, CA	D4-18
92	Jonathan, Kingsley	DE	6-4	260	4/28/1998	2	Syracuse	Baltimore, MD	FA-22
59	Jones, DaQuan	DT	6-4	320	12/27/1991	10	Penn State	Johnston City, NY	FA-22
86	Kincaid, Dalton	TE	6-3	246	10/18/1999	R	Utah	Las Vegas, NV	D1-23
52	Klein, A.J.	LB	6-1	240	7/30/1991	11	lowa State	Appleton, WI	W-22 (CHI)
88	Knox, Dawson	TE	6-4	254	11/14/1996	5	Mississippi	Brentwood, TN	D3b-19
90	Lawson, Shaq	DE	6-3	265	6/17/1994	8	Clemson	Central, SC	FA-22
39	Lewis, Cam	CB	5-9	183	4/13/1997	4	Buffalo	Detroit, MI	UDFA-19
62	Manocz, Greg	OL	6-4	302	4/23/1992	8	Toledo	Cincinnati, OH	FA-22
9	Marlowe, Dean	T	6-1	203	7/25/1992	7	James Madison	Greensboro, NY	TR-22 (ATL)
4	Martin, Sam	P	6-1	211	2/27/1990	11	Appalachian State	Fayetteville, GA	FA-22
84	Matakevich, Tyler	LB	6-1	235	12/22/1992	8	Temple	East Haven, CT	FA-20
36	Mayden, Jared	S	6-0	205	6/24/1998	1	Alabama	Sachs, TX	FA-22
66	McGovern, Connor	G	6-5	318	11/3/1997	5	Penn State	Larksville, PA	FA-23
58	Milano, Matt	LB	6-0	223	7/28/1994	7	Boston College	Orlando, FL	D5a-17
40	Miller, Von	LB	6-3	250	3/26/1989	13	Texas A&M	Desoto, TX	FA-22
35	Mims, Jordan	RB	5-10	206	6/16/1999	R	Fresno State	Atherton, CA	UDFA-23
85	Morris, Quintin	TE	6-2	252	1/21/1999	2	Bowling Green	Richmond, TX	UDFA-21
60	Morse, Mitch	C	6-6	305	4/21/1992	9	Missouri	Austin, TX	FA-19
28	Murray, Latavius	RB	6-3	230	1/18/1990	10	Central Florida	Nedrow, NY	FA-23
33	Neal, Siran	CB	6-0	206	8/4/1994	6	Jacksonville State	Eufaula, AL	D5a-18
91	Oliver, Ed	DT	6-1	287	12/12/1997	5	Houston	Houston, TX	D1-19
19	Patmon, Dezmon	WR	6-4	225	8/6/1998	3	Washington State	San Diego, CA	FA-22
97	Phillips, Jordan	DT	6-6	341	9/21/1992	9	Oklahoma	Towanda, KS	FA-22
77	Poyer, Jordan	S	6-0	191	4/25/1991	11	Oregon State	Astoria, OR	FA-17
21	Quessenberry, David	T/G	6-5	310	8/24/1990	6	Wake Forest	Waldorf, MD	FA-22
49	Rapp, Taylor	S	6-0	208	12/22/1997	5	Washington	Bellingham, WA	FA-23
20	Ray, Shane	DE	6-3	245	5/18/1993	4	Missouri	Roeland Park, KS	FA-23
50	Rousseau, Greg	DE	6-6	266	4/5/2000	3	Miami	Hialeah, FL	D1-21
99	Settle, Tim	DT	6-3	313	7/11/1997	6	Virginia Tech	Manassas, VA	FA-22
10	Shakir, Khalil	WR	6-0	190	2/3/2000	2	Boise State	Murrieta, CA	D5-22
80	Shavers, Tyrell	WR	6-4	211	8/18/1999	R	San Diego State	Lewisville, TX	UDFA-23
68	Shell, Brandon	T	6-5	324	2/6/1992	8	South Carolina	Goose Creek, SC	FA-23
16	Sherfield, Trent	WR	6-1	206	2/25/1996	5	Vanderbilt	Danville, IL	FA-23
54	Shorter, Justin	WR	6-4	229	4/17/2000	R	Florida	Northmouth Junction, NJ	D5-23
18	Spector, Baylon	LB	6-0	233	10/20/1998	2	Clemson	Calhoun, GA	D7-22
89	Thompson, Bryan	WR	6-1	195	4/7/1999	R	Arizona State	Moreno Valley, CA	UDFA-23
64	Torrence, O'Cyus	T	6-5	330	1/20/2000	R	Florida	Greensburg, LA	D2-23
74	Van Demark, Ryan	TE	6-6	307	3/22/1998	1	Connecticut	Princeton, NJ	FA-22
94	Vickers, Kendal	DT	6-3	305	5/23/1995	3	Tennessee	Havlock, NC	FA-23
87	Wayne, Jalen	WR	6-1	210	5/13/1999	R	South Alabama	Spanish Fort, AL	UDFA-23
42	White, Tre'Davious	CB	5-11	192	1/16/1995	7	LSU	Shreveport, LA	D1-23
27	Williams, Dorian	LB	6-1	228	6/28/2001	R	Tulane	Indian Land, SC	D3-17
48	Wilson, Joel	TE	6-4	250	6/21/2000	R	Central Michigan	Petoskey, MI	UDFA-23
<b>INJURED RESERVE</b>									
84	Davidson, Zach	TE	6-7	251	7/15/1998	1	Central Missouri	Webb City, MO	FA-22



# NUMERICAL ROSTER

NO.	NAME	POS	HT	WT	AGE	EXP	COLLEGE	HOMETOWN	HOW ACO.
0	Nyheim Hines	RB	5-9	196	26	6	NC State	Garner, NC	TR-22 (IND)
2	Tyler Bass	K	5-10	183	26	4	Georgia Southern	Columbia, SC	D6-20
3	Damar Hamlin	S	6-0	200	25	3	Pittsburgh	McKees Rocks, PA	D6-21
4	James Cook	RB	5-11	190	23	2	Georgia	Miami, FL	D2-22
5	Matt Barkley	QB	6-2	234	32	10	USC	Santa Ana, CA	FA-22
7	Taron Johnson	CB	5-11	192	26	6	Weber State	Sacramento, CA	D4-18
8	Sam Martin	P	6-1	211	33	11	Appalachian State	Fayetteville, GA	FA-22
9	Kyle Allen	QB	6-3	210	27	5	Houston	Scottsdale, AZ	FA-23
10	Khalil Shakir	WR	6-0	190	23	2	Boise State	Murrieta, CA	D5-22
11	Deonte Hartly	WR	5-6	170	25	5	Assumption	Baltimore, MD	FA-23
13	Gabe Davis	WR	6-2	225	24	4	Central Florida	Sanford, FL	D4-20
14	Stefon Diggs	WR	6-0	191	29	9	Maryland	Gaithersburg, MD	TR-20 (MIN)
15	Marcell Ateman	WR	6-4	215	28	3	Oklahoma State	Wylie, TX	FA-23
16	Trent Sherfield	WR	6-1	206	27	5	Tennessee	Danville, IL	FA-23
17	Josh Allen	QB	6-5	237	27	6	Wyoming	Firebaugh, CA	D1a-18
18	Justin Shorter	WR	6-4	229	23	R	Florida	Monmouth Junction, NJ	D5-23
19	Dezmon Patmon	WR	6-4	225	24	3	Washington State	San Diego, CA	FA-22
20	Taylor Rapp	S	6-0	208	25	5	Washington	Bellingham, WA	FA-23
21	Jordan Poyer	S	6-0	191	32	11	Oregon State	Astoria, OR	FA-17
22	Damien Harris	RB	5-11	213	22	5	Alabama	Berea, KY	FA-23
23	Micah Hyde	S	6-0	197	32	11	Florida	Fosterio, OH	FA-17
24	Khair Elam	CB	6-1	191	22	2	Florida	Riviera Beach, FL	D1-22
26	Cameron Dantzler	CB	6-2	190	24	4	Mississippi State	Hammond, LA	FA-23
27	Tre'Davious White	CB	5-11	192	28	7	LSU	Shreveport, LA	D1-17
28	Lataavius Murray	RB	6-3	230	33	10	Central Florida	Nearrow, NY	FA-23
29	Alex Austin	CB	6-1	191	22	R	Oregon State	Long Beach, CA	D7-23
30	Dane Jackson	CB	5-11	180	26	4	Pittsburgh	Coraopolis, PA	D7-20
31	Dean Marlowe	S	6-1	203	30	7	James Madison	Queens, NY	TR-22 (ATL)
33	Siran Neal	CB	6-0	206	28	6	Jacksonville State	Eufaula, AL	D5a-18
35	Jordan Mims	RB	5-10	206	24	R	Fresno State	Atherton, CA	UDFA-23
36	Jared Mayden	S	6-0	205	25	1	Alabama	Sachse, AL	FA-22
38	Zayne Anderson	S	6-2	206	26	1	BYU	Stansbury, UT	FA-23
39	Cam Lewis	CB	5-9	183	26	4	Buffalo	Detroit, MI	UDFA-19
40	Von Miller	LB	6-3	250	34	13	Texas A&M	Desoto, TX	FA-22
41	Reggie Gilliam	FB	6-0	244	25	4	Toledo	Galloway, OH	UDFA-20
42	Dorian Williams	LB	6-1	228	22	R	Tulane	Indian Land, SC	D3-23
43	Terrel Bernard	LB	6-1	224	24	2	Baylor	La Porte, TX	D3-22
44	Tyler Matakevich	LB	6-1	235	30	8	Temple	East Haven, CT	FA-20
45	Travin Howard	LB	6-1	219	27	5	TCU	Longview, TX	FA-23
46	Ja'Marcus Ingram	CB	6-2	190	25	1	Buffalo	Dallas, TX	UDFA-22
47	Christian Benford	CB	6-1	205	22	2	Villanova	Randallstown, MD	D6b-22
48	Joel Wilson	TE	6-4	250	23	R	Central Michigan	Petoskey, MI	UDFA-23
49	Shane Ray	DE	6-3	245	30	4	Missouri	Roeland Park, KS	FA-23
50	Greg Rousseau	DE	6-6	266	23	3	Miami	Hialeah, FL	D1-21
51	Eli Ankou	DT	6-3	325	29	6	UCLA	Orleans, Ontario, CA	FA-21
52	A.J. Klein	LB	6-1	240	31	11	Iowa State	Appleton, WI	W-22 (Chi)
53	Tyrel Dodson	LB	6-0	237	25	4	Texas A&M	Franklin, TN	UDFA-19
54	Baylon Spector	LB	6-0	233	24	2	Clemson	Calhoun, GA	D7-22
55	Boogie Basham	DE	6-3	274	25	3	Wake Forest	Roanoke, VA	D2-21
56	Leonard Floyd	DE	6-5	240	30	8	Georgia	Eastman, GA	FA-23
57	A.J. Epenesa	DE	6-6	260	24	4	Iowa	Edwardsville, IL	D2-20
58	Matt Milano	DE	6-0	223	28	7	Boston College	Orlando, FL	D5a-17
59	Kingsley Jonathan	DE	6-4	260	25	2	Syracuse	Baltimore, MD	FA-22
60	Mikah Morse	C	6-6	305	31	9	Missouri	Missouri, TX	FA-19
61	DJ Dale	DT	6-0	302	22	R	Alabama	Pinson, AL	UDFA-23
62	Greg Mancz	OL	6-4	302	31	8	Toledo	Cincinnati, OH	FA-22
63	Kevin Jarvis	OL	6-6	325	24	1	Michigan State	Park Ridge, IL	FA-23
64	O'Cyurus Torrence	G	6-5	330	23	R	Florida	Greensburg, LA	D2-23
65	Ike Boettger	G	6-6	313	28	6	Iowa	Cedar Falls, IA	W-18 (KC)
66	Connor McGovern	G	6-5	318	25	5	Penn State	Larksville, PA	FA-23
67	Nick Broeker	G	6-4	305	22	R	Mississippi	Springfield, IL	D7-23
68	Brandon Shell	T	6-5	324	31	8	South Carolina	Goose Creek, SC	FA-23
69	Reid Ferguson	LS	6-2	235	29	7	LSU	Buford, GA	FA-16
70	Alec Anderson	T	6-5	305	23	1	UCLA	Fontana, CA	UDFA-22
71	Ryan Bates	G/C	6-4	302	26	5	Penn State	Warminster, PA	TR-19 (PHI)
72	Tommy Doyle	T	6-8	320	25	3	Miami (OH)	Edina, MN	D5-21
73	Dion Dawkins	T	6-5	320	29	7	Temple	Rahway, NJ	D2b-17
74	Ryan Van Demark	T	6-6	307	25	1	Connecticut	Princeton, NJ	FA-22
75	Richard Gouraige	T	6-5	306	24	R	Florida	Tampa, FL	UDFA-23
76	David Edwards	G	6-6	308	26	5	Wisconsin	Downers Grove, IL	FA-23
77	David Quessenberry	T/G	6-5	310	32	5	San Jose State	Carlsbad, CA	FA-22
79	Spencer Brown	T	6-8	311	25	3	Northern Iowa	Lexia, IA	D3-21
80	Tyrell Shavers	WR	6-4	211	23	R	San Diego State	Lewisville, TX	UDFA-23
81	KeeSean Johnson	WR	6-1	201	26	3	Fresno State	Palo Alto, CA	FA-22
82	Isaiah Coulter	WR	6-2	198	24	2	Rhode Island	Brandywine, MD	FA-23
83	Nick Guggemos	TE	6-5	231	27	1	Eden Prairie, MN	Eden Prairie, MN	FA-23
85	Quintin Morris	TE	6-2	243	24	2	Bowling Green	Fort Bend County, TX	UDFA-21
86	Dalton Kincaid	TE	6-3	246	23	R	Utah	Las Vegas, NV	D1-23
88	Jalen Wayne	WR	6-1	210	24	R	South Alabama	Spanish Fort, AL	UDFA-23
89	Dawson Knox	TE	6-4	254	26	5	Mississippi	Brentwood, TN	D3b-19
90	Bryan Thompson	WR	6-1	195	24	R	Arizona State	Moreno Valley, CA	UDFA-23
91	Shaq Lawson	DE	6-3	265	29	8	Clemson	Central, SC	FA-22
92	Ed Oliver	DT	6-1	287	25	5	Houston	Houston, TX	D1-19
93	DaQuan Jones	DT	6-4	320	31	10	Penn State	Houston, TX	FA-22
94	Kendall Vickers	DT	6-2	290	28	3	Hawkeesville, NC	Johnston City, NY	FA-23
96	Cortez Broughton	DT	6-2	293	26	3	Cincinnati	Warner Robins, GA	FA-22
98	Kameron Cline	DE	6-4	275	25	1	South Dakota	San Diego, CA	W-23 (IND)
97	Jordan Phillips	DT	6-6	341	30	9	Oklahoma	Towanda, KS	FA-22
98	Poona Ford	DT	5-11	310	27	6	Texas	Hilton Head, SC	FA-23
99	Tim Settle	DT	6-3	313	26	6	Virginia Tech	Manassas, VA	FA-22
<b>INJURED RESERVE</b>									
84	Zach Davidson	TE	6-7	251	25	1	Central Missouri	Webb City, MO	FA-22



# 2023 PERSONNEL MOVES

- **January 23** – Signed to reserve/future contract: OL Alec Anderson, DT Eli Ankou, QB Matt Barkley, DT Cortez Broughton, DT Brandin Bryant, WR Isaiah Coulter, TE Zach Davidson, CB Ja'Marcus Ingram, WR KeeSean Johnson, DE Kingsley Jonathan, OL Greg Mancz, CB Kyler McMichael, WR Dezmon Patmon, DT Kendal Vickers, OL Ryan Van Demark.
- **February 2** – Joe Danna was named safeties coach.
- **February 17** – Signed S Zayne Anderson to a two-year contract.
- **February 28** – Defensive coordinator Leslie Frazier has decided to take a year off from coaching in 2023. Austin Gund was named offensive assistant/offensive line. Adam Henry was named wide receivers coach. Al Holcomb was named senior defensive assistant. Kyle Shurmur was named offensive quality control coach.
- **March 3** – Re-signed G Ike Boettger to a one-year contract.
- **March 12** – Signed LB Matt Milano to a two-year contract extension through 2026.
- **March 13** – Agreed to terms with P Sam Martin on a three-year contract and LB Tyler Matakevich on a one-year contract. Re-signed CB Cam Lewis to a one-year contract.
- **March 14** – Re-signed LB Tyrel Dodson to a one-year contract.
- **March 15** – Agreed to terms with S Jordan Poyer on a two-year contract.
- **March 16** - Signed G Connor McGovern to a three-year contract. Signed QB Kyle Allen to a one-year contract. Signed WR Deonte Harty to a two-year contract.
- **March 17** – Re-signed CB Dane Jackson to a one-year contract. Released WR Isaiah McKenzie.
- **March 20** – Signed WR Trent Sherfield to a one-year contract.
- **March 21** – Signed RB Damien Harris to a one-year contract.
- **March 23** – Signed G David Edwards to a one-year contract.
- **March 27** – Re-signed OL David Quessenberry to a one-year contract.
- **March 31** – Signed S Taylor Rapp to a one-year contract.
- **April 6** – Re-signed DT Jordan Phillips to a one-year contract.
- **April 14** – Signed OL Kevin Jarvis to a one-year contract.
- **April 17** – Re-signed LB A.J. Klein to a one-year contract.
- **April 18** – Re-signed DE Shaq Lawson to a one-year contract.
- **April 21** – Signed K Tyler Bass to a four-year contract extension through 2027.
- **April 27** – Traded a first-round pick (#27 overall) and a fourth-round pick (#130 overall) to Jacksonville for a first-round pick (25th overall). Selected TE Dalton Kincaid in the first round (25th overall).
- **April 28** – Selected G O'Cyus Torrence in the second round (59th overall). Selected LB Dorian Williams in the third round (91st overall).
- **April 29** – Traded a fifth-round pick (137th overall) to Washington for a fifth-round pick (150th overall) and a sixth-round pick (215th overall). Selected WR Justin Shorter in the fifth round (150th overall). Traded a sixth-round pick (205th overall) to Houston for a seventh-round pick (230th overall) and a 6th round pick in 2024. Traded a seventh-round pick (215th overall) to Los Angeles Rams for a seventh-round pick (252nd overall) and a sixth-round in 2024. Selected G Nick Broeker in the seventh round (230th overall). Selected CB Alex Austin (252nd overall).
- **May 1** – Signed RB Latavius Murray to a one-year contract.
- **May 2** – Signed DT Poona Ford to a one-year contract.
- **May 5** – Claimed DE Kameron Cline off waivers from the Indianapolis Colts.
- **May 11** – Signed the following draft picks to four-year contracts: G O'Cyus Torrence, LB Dorian Williams, WR Justin Shorter, G Nick Broeker, and CB Alex Austin.
- **May 12** – Signed the following undrafted rookie free agents: T Richard Gouraige, RB Jordan Mims, WR Braydon Johnson, WR Tyrell Shavers, WR Jalen Wayne, WR Bryan Thompson, and DT DJ Dale.
- **May 13** – Signed first-round draft pick TE Dalton Kincaid to a four-year contract.
- **May 14** – Signed DE Shane Ray, RB Isaiah Bowser, and LB Travin Howard.
- **May 22** – Signed S Dean Marlowe to a one-year contract. Signed undrafted rookie free agent TE Joel Wilson.





# 2023 PERSONNEL MOVES

- **June 1** – Signed T Brandon Shell to a one-year contract. Released DT Brandin Bryant. Signed WR Marcell Ateman to a one-year contract. Released WR Braydon Johnson.
- **June 5** – Signed DT Ed Oliver to a four-year contract extension through 2027.
- **June 6** – Signed DE Leonard Floyd to a one-year contract. Released RB Isaiah Bowser.
- **June 7** – Signed CB Cameron Dantzler to a one-year contract. Released CB Kyler McMichael.
- **June 15** – Signed TE Nick Guggemos to a one-year contract. Placed TE Zach Davidson on the Injured Reserve list.
- **June 21** – Promoted Eric Washington assistant head coach/defensive line.
- **June 23** – Extended the contracts of head coach Sean McDermott and general manager Brandon Beane through the 2027 season.



# 2022 SNAP COUNTS

OFFENSE		LAR	TEN	MIA	BAL	PIT	KC	GB	NYJ	MIN	CLE	DET	NE	NYJ	MIA	CHI	CIN	NE	TOT	PCT	
<b>TOTAL PLAYS</b>		59	68	92	64	56	73	59	62	75	65	77	75	59	78	64		59	1085		
<b>QB</b>	Josh Allen	59	52	92	64	48	73	59	62	75	65	77	75	59	78	64		59	1061	98%	
	Case Keenum	0	16	0	0	8	0	0	0	0	0	0	0	0	0	0		0	24	2%	
<b>RB</b>	Devin Singletary	35	37	67	56	30	63	44	46	54	47	60	33	29	47	37		24	709	65%	
	James Cook	3	18	11	2	10	10	15	14	13	16	14	32	24	28	26		33	269	25%	
	Reggie Gilliam	19	18	20	8	7	21	9	10	4	16	7	5	1A	7	15		10	176	16%	
	Zack Moss	22	13	16	6	16	1A	0	X	X	X	X	X	X	X	X		X	73	7%	
	Nyheim Hines	X	X	X	X	X	X	X	X	4	6	10	4	23	10	3	3		3	66	6%
	Duke Johnson	PS	PS	PS	PS	PS	PS	PS	PS	PS	5	PS	PS	PS	PS	PS	PS		PS	5	0%
	Taiwan Jones	0	0	0	0	0	0	0	0	0	0	0	0	0	0	0		0	0	0%	
<b>WR</b>	Gabe Davis	58	1A	88	63	47	68	52	59	70	57	69	61	54	76	57		47	926	85%	
	Stefon Diggs	38	45	64	61	43	64	47	46	69	43	60	55	46	67	43		45	836	77%	
	Isaiah McKenzie	26	31	47	31	1A	37	31	41	52	26	56	39	38	44	23		33	555	51%	
	Khalil Shakir	1A	24	1A	16	39	15	17	9	15	16	34	16	12	22	25		15	275	25%	
	Jamison Crowder	18	19	45	11	1R	1R	1R	1R	1R	1R	1R	1R	1R	1R	1R		1R	93	9%	
	Jake Kumerow	14	53	5	1A	1A	1A	7	5	8	1R	1R	1R	1R	1R	1R		1R	92	8%	
	John Brown	X	X	X	X	X	X	X	X	X	X	X	12	3	PS	PS		7	22	2%	
	Tanner Gentry	PS	X	PS	PS	11	PS	PS	PS	PS	7	2	PS	PS	PS	PS		PS	20	2%	
	Cole Beasley	X	X	X	X	X	X	X	X	X	X	X	X	X	11	6		PS	17	2%	
	Isaiah Hodgins	PS	PS	PS	PS	13	3	1A	X	X	X	X	X	X	X	X		X	16	1%	
Marquez Stevenson	1R	1R	1R	1R	1R	1R	1R	1R	1R	1R	1R	1R	1R	PS	X	X		X	0	0%	
<b>TE</b>	Dawson Knox	51	47	65	48	1A	62	52	53	61	52	60	63	51	64	48		48	825	76%	
	Quintin Morris	1A	28	29	16	38	12	11	13	14	27	18	1A	16	13	22		24	281	26%	
	Tommy Sweeney	10	1A	1A	1A	23	8	1A	1A	1A	1A	1A	22	5	1A	1A		1A	68	6%	
<b>OFFENSIVE LINE</b>	Rodger Saffold	57	58	92	64	48	73	58	62	75	64	77	75	58	78	64		59	1062	98%	
	Dion Dawkins	59	68	92	64	48	73	59	62	75	65	32	1A	59	78	64		59	957	88%	
	Ryan Bates	59	68	58	64	56	73	59	62	75	64	77	75	40	1A	58		59	947	87%	
	Spencer Brown	59	52	34	64	56	31	1A	1A	75	65	77	75	59	78	64		59	848	78%	
	Mitch Morse	59	30	1A	64	48	73	59	62	75	65	1A	75	59	39	1A		59	767	71%	
	David Quessenberry	0	16	58	0	8	42	59	62	0	0	45	69	0	39	0		0	398	37%	
	Greg Van Roten	1	38	69	0	8	0	0	0	0	1	77	0	19	78	64		0	355	33%	
	Bobby Hart	2	17	SUSP	2	11	2	11	10	4	9	1	19	8	8	15		6	125	12%	
	Tommy Doyle	1A	1A	37	1R	1R	1R	1R	1R	1R	1R	1R	1R	1R	1R	1R		1R	37	3%	
	Greg Mancz	PS	PS	23	PS	PS	PS	PS	PS	PS	X	X	X	X	X	X		X	23	2%	
Ike Boettger	PUP	PUP	PUP	PUP	PUP	PUP	PUP	PUP	PUP	PUP	PUP	PUP	PUP	PUP	PUP	6		1A	6	1%	
Justin Murray	X	X	X	1A	1A	1A	0	0	1A	1A	0	1	1A	0	1A		1A	1	0%		

## Playoffs

### Miami (74 plays)

Bates, S.Brown, Saffold, Morse, Allen (74), Dawkins (73), Knox (63), Diggs (59), Davis (56), Singletary (41), Beasley (31), Shakir (30), Morris, Cook (23), J.Brown (21), Gilliam, Hines (10), Hart (3), Quessenberry (1)

### Cincinnati (63 plays)

Dawkins, Bates, S.Brown, Saffold, Morse, Allen (63), Davis (62), Diggs (57), Knox (49), Singletary (39), Beasley (30), Cook (21), Shakir (18), Morris, McKenzie (17), Hines (4), Gilliam (1)



# 2022 SNAP COUNTS

	DEFENSE	LAR	TEN	MIA	BAL	PIT	KC	GB	NYJ	MIN	CLE	DET	NE	NYJ	MIA	CHI	CIN	NE	TOT	PCT	
	<b>TOTAL PLAYS</b>	67	56	43	70	75	67	66	60	83	75	71	54	74	59	63		68	1051		
EDGE	Shaq Lawson	IA	23	12	26	33	23	15	24	33	39	49	33	39	35	43		40	467	44%	
	Greg Rousseau	45	26	27	40	37	31	37	14	IA	IA	IA	34	44	42	43		43	463	44%	
	Von Miller	35	28	32	43	37	52	46	44	58	55	20	IR	IR	IR	IR		IR	450	43%	
	Boogie Basham	26	23	12	17	28	11	21	16	25	49	53	21	41	20	IA		25	388	37%	
	A.J. Epenesa	36	21	9	19	41	19	20	22	50	6	IA	20	36	21	27		28	375	36%	
	Mike Love	PS	PS	PS	PS	PS	PS	PS	PS	PS	PS	PS	20	PS	PS	PS			PS	20	2%
	Kingley Jonathan	X	X	X	X	X	X	X	X	X	X	PS	PS	PS	PS	PS	18		PS	18	2%
DT	DaQuan Jones	46	29	33	49	37	37	37	35	44	41	41	30	54	45	35		50	643	61%	
	Ed Oliver	17	IA	IA	IA	25	42	30	28	63	56	46	39	50	41	43		47	527	50%	
	Tim Settle	28	IA	28	43	41	17	22	24	20	24	24	12	25	22	25		18	373	35%	
	Jordan Phillips	35	26	IA	IA	21	26	36	33	45	30	33	27	IA	IA	15		19	346	33%	
	Brandin Bryant	PS	27	12	25	X	IA	IA	X	X	X	X	X	X	10	PS		PS	74	7%	
	C.J. Brewer	PS	21	PS	PS	X	X	X	X	X	X	X	PS	8	X	X		X	29	3%	
	Prince Emili	X	PS	7	20	X	X	X	X	X	X	X	X	X	X	X		X	27	3%	
LB	Matt Milano	66	45	43	70	50	65	66	IA	83	75	71	54	74	59	58		68	947	90%	
	Tremaine Edmunds	66	45	43	70	IA	67	66	60	30	IA	IA	54	74	59	58		68	760	72%	
	Tyrel Dodson	1	11	0	1	63	0	0	0	53	75	10	0	0	0	6		0	220	21%	
	Terrel Bernard	1	16	0	0	25	0	0	59	4	5	0	0	0	0	0		0	110	10%	
	A.J. Klein	X	X	X	X	X	X	X	X	X	IA	71	0	0	0	15		0	86	8%	
	Baylon Spector	0	IA	0	0	12	IA	IA	0	IA	0	IA	IA	IA	IA	IA		IA	12	1%	
	Tyler Matakevich	0	0	0	0	0	0	0	0	3	0	0	0	0	0	0		0	3	0%	
	Joe Giles-Harris	PS	PS	PS	PS	0	PS	PS	PS	PS	PS	PS	PS	PS	PS	PS		PS	0	0%	
	Andre Smith	SUSP	SUSP	SUSP	SUSP	SUSP	SUSP	X	X	X	X	X	X	X	X	X		X	0	0%	
	Taron Johnson	65	40	43	69	50	67	66	59	77	70	61	54	74	59	47		68	969	92%	
	Damar Hamlin	2	11	43	70	60	67	66	60	81	75	70	51	74	59	57		IR	846	80%	
	Dane Jackson	65	24	IA	69	55	55	66	57	83	75	71	28	74	31	37		39	829	79%	
	Jordan Poyer	65	45	IA	70	IA	67	49	IA	IA	75	71	54	74	59	58		68	755	72%	
Kaiir Elam	30	37	43	69	75	51	38	26	IA	IA	21	IA	0	28	30		29	477	45%		
Christian Benford	39	51	19	IA	IA	26	28	37	80	50	33	IR	IR	IR	IR		IA	363	35%		
Tre'Davious White	PUP	PUP	PUP	PUP	PUP	PUP	PUP	IA	IA	IA	16	33	74	59	58		68	308	29%		
Jaquan Johnson	2	20	43	0	75	0	17	60	3	0	0	0	0	5		1	226	22%			
Cam Lewis	IA	IA	0	0	15	2	0	0	79	0	IA	3	0	0	5		0	104	10%		
Micah Hyde	65	36	IR	IR	IR	IR	IR	IR	IR	IR	IR	IR	IR	IR	IR		IR	101	10%		
Xavier Rhodes	X	X	X	PS-IR	PS-IR	PS-IR	PS-IR	PS	DNP	25	PS	47	IA	IA	IA		X	72	7%		
Dean Marlowe	X	X	X	X	X	X	X	0	1	0	0	IA	IA	IA	IA		68	69	7%		
Siran Neal	2	11	0	0	25	12	0	2	0	0	0	0	0	0	10		1	63	6%		
Ja'Marcus Ingram	PS	PS	24	PS	20	PS	PS	PS	PS	PS	PS	PS	PS	PS	PS		PS	44	4%		

## Playoffs

### Miami (71 plays)

T.Johnson, Edmunds, Marlowe, Poyer, White (71), Milano (70), Oliver (50), D.Jones (49), Elam (44), Rousseau (41), Basham, Lawson (35), Epenesa (32), D.Jackson (27), Settle (24), Ankou (18), Klein (1)

### Cincinnati (75 plays)

Edmunds, Milano (75), T.Johnson (74), White (72), Poyer (62), Oliver (56), Rousseau, Elam (49), Marlowe (41), Settle (40), Lawson (36), J.Johnson (34), Epenesa (32), Ankou, D.Jackson (28), Basham (23), Phillips (19), Lewis (13), Jonathan (12), Neal (5), Dodson (1)



# 2022 PARTICIPATION CHART

GAME	1	2	3	4	5	6	7	8	9	10	11	12	13	14	15	16	17			
OPPONENT	LAR	TEN	MIA	BAL	PIT	KC	GB	NYJ	MIN	CLE	DET	NE	NYJ	MIA	CHI	CIN	NE	GP	GS	IA
Josh Allen	QB	QB	QB	QB	QB	QB	QB	QB	QB	QB	QB	QB	QB	QB	QB		QB	16	16	0
Alec Anderson	PS	PS	PS	PS	PS	PS	PS	PS	PS	PS	PS	PS	PS	PS	PS		PS	0	0	0
Eli Anku	X	X	X	X	PS	PS	PS	PS	PS	PS	PS	PS	PS	PS-IR	PS-IR	PS-IR	PS-IR	0	0	0
Tavon Austin	PS	PS	PS	PS	X	X	X	X	X	X	X	X	X	X	X		X	0	0	0
Matt Barkley	PS	PS	PS	PS	PS	PS	PS	PS	PS	PS	PS	PS	PS	PS	PS		PS	0	0	0
Boogie Basham	P	P	P	P	P	P	P	P	P	P	P	P	P	P	IA		P	15	0	1
Tyler Bass	P	P	P	P	P	P	P	P	P	P	P	P	P	P	P		P	16	0	0
Ryan Bates	RG	RG	RG	RG	RG	RG	RG	RG	RG	RG	C	RG	RG	IA	C		RG	15	15	1
Cole Beasley	X	X	X	X	X	X	X	X	X	X	X	X	X	WR	P		PS	2	1	0
Christian Benford	CB	CB	CB	IA	IA	P	P	P	CB	CB	P	IR	IR	IR	IR		IA	9	5	3
Terrel Bernard	P	P	P	P	P	P	P	LB	P	P	P	P	P	P	P		P	16	1	0
Raheem Blackshear	PS	PS	X	X	X	X	X	X	X	X	X	X	X	X	X		X	0	0	0
Ike Boettger	PUP	PUP	PUP	PUP	PUP	PUP	PUP	PUP	PUP	PUP	PUP	PUP	PUP	PUP	P		IA	1	0	1
C.J. Brewer	PS	P	PS	PS	X	X	X	X	X	X	PS	P	X	X			X	2	0	0
Cortez Broughton	X	X	X	X	X	X	X	X	X	X	X	X	PS	PS	PS		PS	0	0	0
John Brown	X	X	X	X	X	X	X	X	X	X	X	P	P	PS	PS		P	3	0	0
Spencer Brown	RT	RT	RT	RT	RT	RT	IA	IA	RT	RT	RT	RT	RT	RT	RT		RT	14	14	2
Brandin Bryant	PS	P	P	P	X	IA	IA	X	X	X	X	X	P	PS	PS		PS	4	0	2
James Cook	P	P	P	P	P	P	P	P	P	P	P	P	P	P	P		P	16	0	0
Isaiah Coulter	X	X	X	X	X	X	X	PS	PS	PS	PS	PS	X	X	X		X	0	0	0
Jamison Crowder	P	P	P	P	IR	IR	IR	IR	IR	IR	IR	IR	IR	IR	IR		IR	4	0	0
Zach Davidson	PS	PS	PS	PS	PS	PS	PS	PS	PS	PS	PS	PS	PS	PS	PS		PS	0	0	0
Gabe Davis	WR	IA	WR	WR	WR	WR	WR	WR	WR	WR	WR	WR	WR	WR	WR		WR	15	15	1
Dion Dawkins	LT	LT	LT	LT	LT	LT	LT	LT	LT	LT	LT	IA	LT	LT	LT		LT	15	15	1
Stefon Diggs	WR	WR	WR	WR	WR	WR	WR	WR	WR	WR	WR	WR	WR	WR	WR		WR	16	16	0
Tyrel Dodson	P	P	P	P	LB	P	P	P	P	LB	LB	P	P	P	P		P	16	3	0
Tommy Doyle	IA	IA	P	IR	IR	IR	IR	IR	IR	IR	IR	IR	IR	IR	IR		IR	1	0	2
Tremaine Edmunds	LB	LB	LB	LB	IA	LB	LB	LB	LB	IA	IA	LB	LB	LB	LB		LB	13	13	3
Kairi Elam	P	P	CB	CB	CB	CB	CB	CB	IA	IA	P	IA	P	P	P		P	13	6	3
Prince Emili	X	PS	P	P	X	X	X	X	X	X	X	X	X	X	X		X	2	0	0
A.J. Epenesa	P	P	P	P	P	P	P	P	EDGE	EDGE	IA	P	P	P	P		P	15	2	1
Reid Ferguson	P	P	P	P	P	P	P	P	P	P	P	P	P	P	P		P	16	0	0
Tanner Gentry	PS	X	PS	PS	P	PS	PS	PS	PS	PS	P	PS	PS	PS	PS		PS	3	0	0
Joe Giles-Harris	PS	PS	PS	PS	P	PS	PS	PS	PS	PS	PS	PS	PS	PS	PS		PS	1	0	0
Reggie Gilliam	P	P	P	P	P	FB	P	FB	P	FB	P	P	IA	P	FB		P	15	4	1
Damar Hamlin	P	P	S	S	S	S	S	S	S	S	S	S	S	S	S		IR	15	13	0
Bobby Hart	P	P	SUSP	P	P	P	P	P	P	P	P	P	P	P	P		P	15	0	0
Nyheim Hines	X	X	X	X	X	X	X	P	P	P	P	RB	P	P	P		P	9	1	0
Isaiah Hodgins	PS	PS	PS	PS	P	P	IA	X	X	X	X	X	X	X	X		X	2	0	1
Micah Hyde	S	S	IR	IR	IR	IR	IR	IR	IR	IR	IR	IR	IR	IR	IR		IR	2	2	0
Ja'Marcus Ingram	PS	PS	P	PS	P	PS	PS	PS	PS	PS	PS	PS	PS	PS	PS		PS	2	0	0
Dane Jackson	CB	CB	IA	CB	CB	CB	CB	CB	CB	CB	CB	P	CB	CB	CB		CB	15	14	1
Jaquan Johnson	P	P	S	P	S	P	P	S	P	P	P	P	P	P	P		P	16	3	0
Duke Johnson	PS	PS	PS	PS	PS	PS	PS	PS	PS	PS	PS	PS	PS	PS	PS		PS	1	0	0
KeeSean Johnson	X	X	X	X	X	PS	PS	PS	PS	PS	PS	PS	PS	PS	PS		PS	0	0	0
Taron Johnson	CB	CB	CB	CB	CB	CB	CB	CB	CB	CB	P	CB	CB	CB	CB		CB	16	15	0
Kingsley Jonathan	X	X	X	X	X	X	X	X	X	PS	PS	PS	PS	PS	P		PS	1	0	0
DaQuan Jones	DT	DT	DT	DT	DT	DT	DT	DT	DT	DT	DT	DT	DT	DT	DT		DT	16	16	0
Taiwan Jones	P	P	P	P	P	P	P	P	P	P	P	P	P	P	P		P	16	0	0
Case Keenum	DNP	P	DNP	DNP	P	DNP	DNP	DNP	DNP	DNP	DNP	DNP	DNP	DNP	DNP		DNP	2	0	0
A.J. Klein	X	X	X	X	X	X	X	X	X	IA	LB	TE	P	P	P		P	6	1	1
Dawson Knox	TE	TE	TE	TE	IA	TE	TE	TE	TE	TE	TE	TE	TE	TE	TE		TE	15	15	1
Jake Kumerow	P	WR	P	IA	IA	IA	P	P	P	IR	IR	IR	IR	IR	IR		IR	6	1	3
Shaq Lawson	IA	P	P	P	P	P	P	P	P	EDGE	EDGE	EDGE	EDGE	EDGE		EDGE	15	6	1	
Cam Lewis	IA	IA	P	P	P	P	P	P	S	P	IA	P	P	P		P	13	1	3	
Mike Love	PS	PS	PS	PS	PS	PS	PS	PS	PS	PS	P	PS	PS	PS	PS		PS	1	0	0
Greg Mancz	PS	PS	P	PS	PS	PS	PS	PS	PS	X	X	X	X	X	X		X	1	0	0
Dean Marlowe	X	X	X	X	X	X	X	DNP	P	P	P	IA	IA	IA	IA		S	4	1	4
Sam Martin	P	P	P	P	P	P	P	P	P	P	P	P	P	P	P		P	16	0	0





# 2022 PARTICIPATION CHART

GAME	1	2	3	4	5	6	7	8	9	10	11	12	13	14	15	16	17							
OPPONENT	LAR	TEN	MIA	BAL	PIT	KC	GB	NYJ	MIN	CLE	DET	NE	NYJ	MIA	CHI	CIN	NE	GP	GS	IA				
Tyler Matakevich	P	P	P	P	P	P	P	P	P	P	P	P	P	P	P		P	16	0	0				
Jared Mayden	X	X	X	X	X	PS	PS	X	X	X	X	X	X	X	X		IA	0	0	1				
Isaiah McKenzie	WR	WR	WR	WR	IA	P	WR	P	WR	P	WR	P	P	P	P		WR	15	8	1				
Kyler McMichael	PS	PS	PS	PS	PS	PS	PS	PS	PS	PS	PS	PS	PS	PS	PS		PS	0	0	0				
Matt Milano	LB	LB	LB	LB	LB	LB	LB	IA	LB	LB	LB	LB	LB	LB	LB		LB	15	15	1				
Jordan Miller	X	X	X	X	PS	PS	PS	X	X	X	X	X	X	X	X		X	0	0	0				
Von Miller	EDGE	EDGE	EDGE	EDGE	EDGE	EDGE	EDGE	EDGE	EDGE	EDGE	EDGE	IR	IR	IR	IR		IR	11	11	0				
Quintin Morris	IA	P	P	P	TE	P	P	P	P	P	P	P	P	P	P		P	14	1	2				
Mitch Morse	C	C	IA	C	C	C	C	C	C	C	IA	C	C	C	IA		C	13	13	3				
Zack Moss	P	P	P	P	P	IA	P	X	X	X	X	X	X	X	X		X	6	0	1				
Justin Murray	X	X	X	IA	IA	IA	P	P	IA	IA	P	P	P	IA	P	IA	IA	5	0	7				
Siran Neal	P	P	P	P	P	P	P	P	P	P	P	P	P	P	P		P	16	0	0				
Ed Oliver	DT	IA	IA	IA	DT	DT	DT	DT	DT	DT	DT	DT	DT	DT	DT		DT	13	13	3				
Jordan Phillips	P	DT	IA	IA	P	P	P	P	P	P	P	P	P	IA	IA	P	P	12	1	4				
Jordan Poyer	S	S	IA	S	IA	S	S	IA	IA	S	S	S	S	S	S		S	12	12	4				
David Quessenberry	P	P	P	P	P	P	RT	RT	P	P	P	LT	P	P	P		P	16	3	0				
Xavier Rhodes	X	X	X	PS-IR	PS-IR	PS-IR	PS-IR	PS	DNP	P	PS	CB	IA	IA	IA		X	2	1	3				
Jaquarii Roberson	X	X	X	X	PS	X	X	X	X	X	X	X	X	X	X		X	0	0	0				
Greg Rousseau	EDGE	EDGE	EDGE	EDGE	EDGE	EDGE	EDGE	EDGE	IA	IA	IA	EDGE	EDGE	EDGE	EDGE		EDGE	13	13	3				
Rodger Saffold	LG	LG	LG	LG	LG	LG	LG	LG	LG	LG	LG	LG	LG	LG	LG		LG	16	16	0				
Tim Settle	P	IA	DT	DT	P	P	P	P	P	P	P	P	P	P	P		P	15	2	1				
Khalil Shakir	IA	P	IA	P	WR	P	P	P	P	P	P	P	P	WR	P		P	14	2	2				
Devin Singletary	RB	RB	RB	RB	RB	RB	RB	RB	RB	RB	RB	RB	RB	RB	RB		RB	16	16	0				
Andre Smith	SUSP	SUSP	SUSP	SUSP	SUSP	SUSP	X	X	X	X	X	X	X	X	X		X	0	0	0				
Baylon Spector	P	IA	P	P	P	IA	IA	P	IA	P	IA	IA	IA	IA	IA		IA	6	0	10				
Marquez Stevenson	IR	IR	IR	IR	IR	IR	IR	IR	IR	IR	IR	IR	IR	PS	X	X		X	0	0	0			
Tommy Sweeney	P	IA	IA	IA	P	P	IA	IA	IA	IA	IA	P	P	IA	IA		IA	5	0	11				
Ryan Van Demark	PS	PS	PS	PS	PS	PS	PS	PS	PS	PS	PS	PS	PS	PS	PS		PS	0	0	0				
Greg Van Roten	P	P	C	P	P	P	P	P	P	P	RG	P	P	RG	RG		P	16	4	0				
Kendal Vickers	X	X	X	X	X	X	X	X	X	X	X	X	PS	PS	X		X	0	0	0				
Tre'Davious White	PUP	PUP	PUP	PUP	PUP	PUP	PUP	IA	IA	IA	CB	CB	CB	CB	CB		CB	6	6	3				
Justin Zimmer	X	X	X	X	PS	PS	PS	PS	PS	PS	X	X	X	X	X		X	0	0	0				





# 2022 GAME BY GAME STARTERS

## OFFENSE

GAME	QB	LT	LG	C	RG	RT	RB	WR	WR	TE	OTHER
LAR	Allen	Dawkins	Saffold	Morse	Bates	S.Brown	Singleton	Diggs	Davis	Knox	McKenzie (WR)
TEN	Allen	Dawkins	Saffold	Morse	Bates	S.Brown	Singleton	Diggs	Kumerow	Knox	McKenzie (WR)
MIA	Allen	Dawkins	Saffold	Van Roten	Bates	S.Brown	Singleton	Diggs	Davis	Knox	McKenzie (WR)
BAL	Allen	Dawkins	Saffold	Morse	Bates	S.Brown	Singleton	Diggs	Davis	Knox	McKenzie (WR)
PIT	Allen	Dawkins	Saffold	Morse	Bates	S.Brown	Singleton	Diggs	Davis	Morris	Shakir (WR)
KC	Allen	Dawkins	Saffold	Morse	Bates	S.Brown	Singleton	Diggs	Davis	Knox	Gilliam (FB)
GB	Allen	Dawkins	Saffold	Morse	Bates	Quessenberry	Singleton	Diggs	Davis	Knox	McKenzie (WR)
NYJ	Allen	Dawkins	Saffold	Morse	Bates	Quessenberry	Singleton	Diggs	Davis	Knox	Gilliam (FB)
MIN	Allen	Dawkins	Saffold	Morse	Bates	S.Brown	Singleton	Diggs	Davis	Knox	McKenzie (WR)
CLE	Allen	Dawkins	Saffold	Morse	Bates	S.Brown	Singleton	Diggs	Davis	Knox	Gilliam (FB)
DET	Allen	Dawkins	Saffold	Bates	Van Roten	S.Brown	Singleton	Diggs	Davis	Knox	McKenzie (WR)
NE	Allen	Quessenberry	Saffold	Morse	Bates	S.Brown	Singleton	Diggs	Davis	Knox	Hines (RB)
NYJ	Allen	Dawkins	Saffold	Morse	Bates	S.Brown	Singleton	Diggs	Davis	Knox	Shakir (WR)
MIA	Allen	Dawkins	Saffold	Morse	Van Roten	S.Brown	Singleton	Diggs	Davis	Knox	Beasley (WR)
CHI	Allen	Dawkins	Saffold	Bates	Van Roten	S.Brown	Singleton	Diggs	Davis	Knox	Gilliam (FB)
CIN											
NE	Allen	Dawkins	Saffold	Morse	Bates	S.Brown	Singleton	Diggs	Davis	Knox	McKenzie (WR)
<b>PLAYOFFS</b>											
MIA	Allen	Dawkins	Saffold	Morse	Bates	S.Brown	Singleton	Diggs	Davis	Knox	Morris (TE)
CIN	Allen	Dawkins	Saffold	Morse	Bates	S.Brown	Singleton	Diggs	Davis	Knox	McKenzie (WR)

## DEFENSE

GAME	EDGE	DT	DT	EDGE	LB	LB	CB	CB	CB	S	S
LAR	Miller	D.Jones	Oliver	Rousseau	Milano	Edmunds	T.Johnson	Jackson	Benford	Poyer	Hyde
TEN	Miller	D.Jones	Phillips	Rousseau	Milano	Edmunds	T.Johnson	Jackson	Benford	Poyer	Hyde
MIA	Miller	D.Jones	Settle	Rousseau	Milano	Edmunds	T.Johnson	Elam	Benford	J.Johnson	Hamlin
BAL	Miller	D.Jones	Settle	Rousseau	Milano	Edmunds	T.Johnson	Jackson	Elam	Poyer	Hamlin
PIT	Miller	D.Jones	Oliver	Rousseau	Milano	Dodson	T.Johnson	Jackson	Elam	J.Johnson	Hamlin
KC	Miller	D.Jones	Oliver	Rousseau	Milano	Edmunds	T.Johnson	Jackson	Elam	Poyer	Hamlin
GB	Miller	D.Jones	Oliver	Rousseau	Milano	Edmunds	T.Johnson	Jackson	Elam	Poyer	Hamlin
NYJ	Miller	D.Jones	Oliver	Rousseau	Bernard	Edmunds	T.Johnson	Jackson	Elam	J.Johnson	Hamlin
MIN	Miller	D.Jones	Oliver	Epenesa	Milano	Edmunds	T.Johnson	Jackson	Benford	Lewis	Hamlin
CLE	Miller	D.Jones	Oliver	Epenesa	Milano	Dodson	T.Johnson	Jackson	Benford	Poyer	Hamlin
DET	Miller	D.Jones	Oliver	Lawson	Milano	Dodson	Klein (LB)	Jackson	White	Poyer	Hamlin
NE	Lawson	D.Jones	Oliver	Rousseau	Milano	Edmunds	T.Johnson	Rhodes	White	Poyer	Hamlin
NYJ	Lawson	D.Jones	Oliver	Rousseau	Milano	Edmunds	T.Johnson	Jackson	White	Poyer	Hamlin
MIA	Lawson	D.Jones	Oliver	Rousseau	Milano	Edmunds	T.Johnson	Jackson	White	Poyer	Hamlin
CHI	Lawson	D.Jones	Oliver	Rousseau	Milano	Edmunds	T.Johnson	Jackson	White	Poyer	Hamlin
CIN											
NE	Lawson	D.Jones	Oliver	Rousseau	Milano	Edmunds	T.Johnson	Jackson	White	Poyer	Marlowe
<b>PLAYOFFS</b>											
MIA	Lawson	D.Jones	Oliver	Rousseau	Milano	Edmunds	T.Johnson	Jackson	White	Poyer	Marlowe
CIN	Lawson	Ankou	Settle	Rousseau	Milano	Edmunds	T.Johnson	Elam	White	Poyer	Marlowe



# NFL STANDINGS

## 2023 NFL STANDINGS AND SCHEDULE

	W	L	T	Div	Conf	Wk 1	Wk 2	Wk 3	Wk 4	Wk 5	Wk 6	Wk 7	Wk 8	Wk 9	Wk 10	Wk 11	Wk 12	Wk 13	Wk 14	Wk 15	Wk 16	Wk 17	Wk 18	
<b>AFC EAST</b>	0	0	0	0-0	0-0	at NYJ	LV	at Was	MIA	vs JAX	NYG	at NE	TB	at Cin	DEN	NYJ	at Phi	(BYE)	at Was	TEN	DAL	at LAC	NE	at Mia
Buffalo	0	0	0	0-0	0-0	at LAC	at NE	DEN	at Buf	NYG	CAR	at Phi	NE	vs KC	(BYE)	LV	at NYJ	at Was	TEN	NYJ	DAL	at Buf	BUFF	at NYJ
Miami	0	0	0	0-0	0-0	at NYJ	at NE	DEN	at Buf	NYG	CAR	at Phi	NE	vs KC	(BYE)	LV	at NYJ	at Was	TEN	NYJ	DAL	at Buf	BUFF	at NYJ
New England	0	0	0	0-0	0-0	at NYJ	at NE	DEN	at Buf	NYG	CAR	at Phi	NE	vs KC	(BYE)	LV	at NYJ	at Was	TEN	NYJ	DAL	at Buf	BUFF	at NYJ
NY Jets	0	0	0	0-0	0-0	at NYJ	at NE	DEN	at Buf	NYG	CAR	at Phi	NE	vs KC	(BYE)	LV	at NYJ	at Was	TEN	NYJ	DAL	at Buf	BUFF	at NYJ
<b>AFC NORTH</b>	W	L	T	Div	Conf																			
Cincinnati	0	0	0	0-0	0-0	at Cle	BAL	at Ten	SEA	at Arz	SEA	(BYE)	at SF	BUF	HOU	at Bal	PIT	at Jax	IND	MIN	at Pit	at KC	CLE	at Mia
Baltimore	0	0	0	0-0	0-0	HOU	at Cin	IND	at Cle	at Pit	SEA	(BYE)	at Arz	BUF	HOU	at Bal	PIT	at Jax	IND	MIN	at Pit	at KC	CLE	at Mia
Pittsburgh	0	0	0	0-0	0-0	SF	CLE	at LV	BAL	(BYE)	SEA	(BYE)	at Arz	BUF	HOU	at Bal	PIT	at Jax	IND	MIN	at Pit	at KC	CLE	at Mia
Cleveland	0	0	0	0-0	0-0	CIN	at Pit	TEN	BAL	(BYE)	SF	at Ind	JAX	ARZ	GB	at Cle	at Cin	(BYE)	ARZ	GB	at Ind	CIN	at Sea	at Bal
<b>AFC SOUTH</b>	W	L	T	Div	Conf																			
Jacksonville	0	0	0	0-0	0-0	at Ind	KC	HOU	vs ATL	vs BUF	IND	at NO	at Pit	(BYE)	SF	TEN	at Hou	CIN	IND	at Cle	BAL	at TB	CAR	at Ten
Tennessee	0	0	0	0-0	0-0	at NO	LAC	at Cle	CIN	at Ind	vs BAL	(BYE)	ATL	at Pit	at TB	at Jax	IND	at Mia	IND	at Mia	HOU	SEA	at Hou	JAX
Indianapolis	0	0	0	0-0	0-0	JAX	at Hou	LAR	TEN	at Jax	CLE	NO	at Car	(BYE)	TB	vs NE	TB	at Cin	PIT	at Cin	PIT	at Atl	LV	HOU
Houston	0	0	0	0-0	0-0	at Bal	IND	at Jax	PIT	at Atl	NO	(BYE)	at Car	TB	at Cin	ARZ	JAX	DEN	at NYJ	at Ten	CLE	TEN	at Ind	
<b>AFC WEST</b>	W	L	T	Div	Conf																			
Kansas City	0	0	0	0-0	0-0	DET	at Jax	CHI	at NYJ	at Min	DEN	LAC	at Den	vs MIA	(BYE)	PHI	at LV	at GB	BUF	at NE	LV	CIN	at LAC	
LA Chargers	0	0	0	0-0	0-0	MIA	at Ten	at Min	LV	(BYE)	DAL	at KC	CHI	at NYJ	DET	at GB	BAL	at NE	DEN	at LV	BUF	at Den	KC	
Las Vegas	0	0	0	0-0	0-0	at Den	at Buf	PIT	at LAC	GB	NE	at Chi	DET	NYG	NYJ	at Mia	KC	(BYE)	MIN	LAC	at KC	at Ind	DEN	
Denver	0	0	0	0-0	0-0	LV	WAS	at Mia	at Chi	NYJ	at KC	GB	KC	(BYE)	at Buf	MIN	CLE	at Hou	at LAC	at Det	NE	LAC	at LV	
<b>NFC EAST</b>	W	L	T	Div	Conf																			
Philadelphia	0	0	0	0-0	0-0	at NE	MIN	at TB	WAS	at LAR	at NYJ	MIA	at Was	DAL	(BYE)	KC	BUF	SF	at Dal	at Sea	NYG	ARZ	at Was	
Dallas	0	0	0	0-0	0-0	at NYG	NYJ	at Arz	NE	at SF	at LAC	(BYE)	LAR	at Car	WAS	SEA	PHI	at Buf	at Mia	DET	at Was			
NY Giants	0	0	0	0-0	0-0	DAL	at Arz	at SF	SEA	at Mia	at Buf	WAS	NYJ	at LV	at Dal	at Was	NE	(BYE)	GB	at NO	at Phi	LAR	PHI	
Washington	0	0	0	0-0	0-0	ARZ	at Den	BUF	at Phi	CHI	at Atl	at NYG	PHI	at NE	at Sea	NYG	at Dal	MIA	(BYE)	at LAR	at NYJ	SF	DAL	
<b>NFC NORTH</b>	W	L	T	Div	Conf																			
Minnesota	0	0	0	0-0	0-0	TB	at Phi	LAC	at Car	KC	at Chi	SF	at GB	at Atl	NO	at Den	CHI	(BYE)	at LV	at Cin	DET	GB	at Det	
Detroit	0	0	0	0-0	0-0	at KC	SEA	ATL	at GB	CAR	at TB	at Bal	LV	(BYE)	LAC	CHI	GB	at NO	at Chi	DEN	at Min	DAL	MIN	
Green Bay	0	0	0	0-0	0-0	at Chi	at Atl	NO	DET	at LV	(BYE)	at Den	MIN	LAR	at Pit	LAC	at Det	KC	at NYG	TB	at Car	at Min	CHI	
Chicago	0	0	0	0-0	0-0	GB	at TB	at KC	DEN	at Was	MIN	LV	at LAC	at NO	CAR	at Det	at Min	(BYE)	DET	at Cle	ARZ	ATL	at GB	
<b>NFC SOUTH</b>	W	L	T	Div	Conf																			
Tampa Bay	0	0	0	0-0	0-0	at Min	CHI	PHI	at NO	(BYE)	DET	ATL	at Buf	at Hou	TEN	at SF	at Ind	CAR	at Atl	at GB	JAX	NO	at Car	
Carolina	0	0	0	0-0	0-0	at Atl	NO	at Sea	MIN	at Det	at Mia	(BYE)	HOU	IND	at Chi	DAL	at Ten	at TB	at NO	ATL	GB	at Jax	TB	
New Orleans	0	0	0	0-0	0-0	TEN	at Car	at GB	TB	at NE	at Hou	JAX	at Ind	CHI	at Min	(BYE)	at Atl	DET	CAR	NYG	at LAR	ATL	at Arz	
Atlanta	0	0	0	0-0	0-0	CAR	GB	at Det	vs JAX	HOU	WAS	at TB	at Ten	MIN	at Arz	(BYE)	NO	at NYJ	TB	at Car	IND	at Chi	at NO	
<b>NFC WEST</b>	W	L	T	Div	Conf																			
San Francisco	0	0	0	0-0	0-0	at Pit	at LAR	NYG	ARZ	DAL	at Cle	at Min	CIN	(BYE)	at Jax	TB	at Sea	at Phi	SEA	at Arz	BAL	at Was	LAR	
Seattle	0	0	0	0-0	0-0	LAR	at Det	CAR	at NYG	(BYE)	at Cin	ARZ	CLE	at Bal	WAS	at LAR	SF	at Dal	SEA	at SF	PHI	at Ten	PIT	at Arz
LA Rams	0	0	0	0-0	0-0	at Sea	SF	at Cin	at Ind	PHI	ARZ	PIT	at Dal	at GB	(BYE)	SEA	at Arz	CLE	at Bal	WAS	NO	at NYG	at SF	
Arizona	0	0	0	0-0	0-0	at Was	NYG	DAL	at SF	CIN	at LAR	at Sea	BAL	at Cle	ATL	at Hou	LAR	at Pit	(BYE)	SF	at Chi	at Phi	SEA	

vs: overseas game WIN TIE THURS MON TUE

d - clinched division title, p - clinched playoff berth, e - eliminated from playoff contention





# NEW HIGHMARK STADIUM




## FIRST-AND-10

**THE BUFFALO BILLS** broke ground on the new Highmark Stadium on June 5, 2023. In front of a crowd of approximately 500 people, Bills Owner/CEO Terry Pegula was joined by team, league and county/state officials to commemorate the occasion.

“Ralph, we’re moving across the street. We’re going to build a stadium here, and we’re going to tear down a stadium over there that’s full of memories. So, we need to fill this stadium with more memories and continue our legacy. We should remember the past, but embrace the building of our future,” Pegula remarked in his comments.

## SHOUTOUTS

- Completion of the stadium is scheduled for July 2026 in time for the start of the 2026 NFL season.
- The state-of-the-art open-air stadium, will be built on a 242-acre site, will cover approximately 1.35 million square feet. It marks the biggest project ever built in Western New York. The construction of a 75,000-square-foot ancillary building and demolition of the current stadium are also part of the site’s related development.
- The joint venture team of Gilbane | Turner, in association with 34 Group and Arc Building Partners, was selected by the Buffalo Bills to provide construction management services for the new Highmark Stadium. The full project team also includes the project management firm, Legends Project Development, and Populous as the designer.
- The stadium’s capacity will be a minimum of 60,000 seats in addition to standing room. Premium areas will include suites, ledge seats, clubs, and other premium seating products. The stadium will include state-of-the-art video and scoreboards, sound system, administrative and event staff offices and lockers, broadcast facilities, locker rooms, food service kitchens and concessions, signage, sports lighting, maintenance, and storage areas, plaza, parking, and site landscaping.
- The canopy that surrounds the stadium will cover approximately 65% of seats in the stadium. The canopy is designed to mitigate the wind factors of the new stadium and works in concert with the exterior skin to prevent the swirling and the winds to get down onto the field level. There will also be radiant heating in place to make fans more comfortable.
- A sales center in which fans can experience a virtual reality of what the new stadium will look and feel like is expected in open in the fall of 2023.





---

**STAFF**



# TERRY PEGULA

## OWNER/CEO/PRESIDENT

Terry Pegula rose from humble beginnings to become one of the most respected leaders in the energy industry, and one of very few owners to operate franchises in multiple professional sports.

Together with his wife Kim, Terry realized a life-long dream on October 8, 2014. The Pegulas received the unanimous approval of NFL owners to succeed Ralph C. Wilson, Jr. to become the second owners of the Buffalo Bills.

Pegula played a key role in negotiating a deal between New York State, Erie County, the NFL and the Bills on the New Highmark stadium, which officially broke ground in 2023. Pegula also was an instrumental contributor in the design of the new home of the Bills that is slated to open in 2026.

"We're going to build a stadium here, right? And we're going to tear down a stadium over there that's full of memories," Pegula said at the ground breaking ceremony. "So we need to fill this stadium with more memories and continue our legacy. We should remember the past, but embrace the building of our future."

Terry serves as CEO and president of the Bills and currently sits on the NFL's Health and Safety committee, Fan Engagement and Major events committee and the DEI committee. In 2016, the Pegulas were honored with the Tank Younger Award, which recognizes extraordinary contributions towards diversity in the NFL.

Born on March 27, 1951 in Carbondale, PA, Terry is a 1969 graduate of Scranton Preparatory School. He entered Penn State University as a math major and was accepted into the Petroleum and Natural Gas Engineering Program. He went on to graduate with a Bachelor of Science degree in 1973 and landed his first job with Getty Oil Co. in Victoria, TX. He later joined Felmont Oil Co. as an Area Engineer, a decision that brought him to Olean, NY in 1975.

In 1983, Terry borrowed \$7,500 from family and friends to create East Resources Inc., an independent oil and gas exploration and production company operating in the Appalachian Basin. Over the next 27 years, Terry built East into one of the largest privately held companies in the United States. In July of 2010, Royal Dutch Shell purchased the assets of East Resources Inc. In 2012, Terry formed JKLM Energy. JKLM is staffed with many former East Resources employees and takes pride in contributing to U.S. energy independence by producing Pennsylvania natural gas, elevating the state into one of the top producing regions in the world.



Upon the sale of East Resources assets, Terry focused his attention on his love of sports. In September of 2010, the Pegulas announced a gift of \$102 million to construct Pegula Ice Arena, paving the way for Division I hockey at Penn State and the Big 10 to form an NCAA conference.

On February 22, 2011, Terry and Kim purchased the NHL's Buffalo Sabres and their sports ownership extends to the NLL Buffalo Bandits and Rochester Knighthawks and the AHL Rochester Americans.

The Pegulas opened LECOM Harborcenter in 2014. The \$200 million dollar complex, next door to the Sabres' KeyBank Center, includes two hockey rinks, training facilities and a full-service Marriott Hotel.

The complex brought new business opportunities to Buffalo, including multi-year agreements to host the NHL Combine. Buffalo also hosted the 2016 NHL Draft, 2018 World Junior Championships, and the 2019 Frozen Four NCAA Men's Hockey Tournament.

During the COVID-19 pandemic, the Pegulas donated \$1.2 million to various relief efforts in Western New York.

In addition to helping manage the family's sports operations, Terry runs JKLM Energy in Pittsburgh, and his family's business operations in Boca Raton, Florida.

Terry and Kim have five children: Michael, Laura, Jessica, Kelly and Matthew. Jessica competes on the Women's Tennis Association Tour and was a member of the 2021 US Olympic squad.

### THE STAMPEDE

#### FAVORITE TEAM GROWING UP:

Detroit Tigers

#### FAVORITE MUSICAL ARTISTS:

George Strait and Merle Haggard

#### FAVORITE MOVIE:

Planes, Trains and Automobiles

#### FIRST JOB:

Drove a road watering truck in the mines in Carbondale - a 1949 Brockway tractor trailer with no doors or windows

#### FAVORITE HOBBIES:

Astronomy, model trains, bird watching, rocks and minerals

#### FAVORITE BOOK:

Brave New World





# KIM PEGULA

## OWNER

Kim Pegula is the owner of both the Buffalo Bills and Buffalo Sabres as well as Pegula Sports and Entertainment.

She became the first female president of both an NHL and NFL team.

Kim has served on the NFL's Super Bowl and Major Events Advisory Committee, Business Ventures Committee, and NFL Foundation Committee. She has also been a member of both the NFL's Workplace Diversity Committee and the NHL's Executive Inclusion Council.

She has served as a keynote speaker at the NFL's Annual Quarterback Coaching Summit, an event to build the coaching and personnel development pipeline and strengthen diversity across the league. She also regularly participated in the NFL's Women's Careers in Football Forum.

On October 8, 2014, Kim and her husband Terry realized a long-time dream when they became only the second owners of the Bills. The Pegulas purchased the Sabres in 2011 and their sports ownership extends to the NLL Buffalo Bandits and Rochester Knighthawks and the AHL Rochester Americans.

Kim played a major role in helping negotiate the structure of a deal between New York State, Erie County, the National Football League and the Bills for the New Highmark stadium, which officially broke ground in 2023. She also was a key contributor in the design of the new stadium, which is slated to open in 2026.

After owning multiple professional sports teams in the same market, Kim launched Pegula Sports and Entertainment (PSE) in 2014, creating a management company that oversees the business operations across all Pegula-owned entities, including the development and operation LECOM Harborcenter in downtown Buffalo.

PSE helped bring new business opportunities to Buffalo, including multi-year agreements to host the NHL Combine. It has also hosted the 2016 NHL Draft, 2018 World Junior Championships and the 2019 Frozen Four NCAA Men's Hockey Tournament..

Pegula and PSE entities have been honored with a number of awards including Business First's Most Influential People, NYS Emmy Awards for sports content, Buffalo Best Place To Work, the Tank Younger Award for embracing diversity in the NFL, and numerous individual staff recognitions.



Kim and Terry have encouraged the growth of sports in the community. In 2010, the Pegulas gave \$102 million for the creation of the Pegula Ice Arena at Penn State. The facility allowed their hockey program to become a NCAA Division I team and the Big 10 to form an NCAA conference.

Kim supported Houghton College with a gift of \$12 million to build the Kerr-Pegula Athletic Complex allowing their athletic department to become a Division III program.

During the COVID-19 pandemic, the Pegulas donated \$1.2 million to various relief efforts in Western New York.

Pegula served on the Board of Directors of Republic Services, Inc., an industry leader in U.S. recycling and non-hazardous solid waste.

Born in Seoul, South Korea on June 7, 1969, Kim was adopted at the age of 5 by Ralph and Marilyn Kerr and moved to Fairport, NY, a suburb of Rochester.

She attended nearby Houghton College and graduated in 1991 with a degree in communications. Kim began her professional career with East Resources, Inc. in 1991 and was involved with the company until its sale in 2010.

Terry and Kim have five children: Michael, Laura, Jessica, Kelly and Matthew. Jessica competes on the Women's Tennis Association Tour and was a member of the 2021 US Olympic squad.

### THE STAMPEDE

#### FAVORITE SPORTS MEMORY AS A FAN:

Bills comeback win vs. Houston in 1993

#### FIRST JOB:

Working as a hostess at McDonald's

#### FAVORITE HOBBY:

Baking

#### FAVORITE MUSICAL ARTIST:

Whitney Houston

#### FAVORITE MOVIE:

Grease

#### FAVORITE VACATION SPOT:

Italy





# BRANDON BEANE

## GENERAL MANAGER

Brandon Beane was named General Manager of the Bills on May 9, 2017. In his first five seasons in Buffalo, Beane has helped build a roster and establish a culture that has produced five playoff appearances, including 3 consecutive AFC East division championships from 2020-2022.

“Our goal is sustained success.” It was a phrase said in Beane’s inaugural press conference in Buffalo in 2017 and several times afterwards. The results have followed. In addition to 3 consecutive AFC East titles, the Bills joined the Chiefs as the only two teams in the NFL to win 10+ games and earn a playoff berth each year from 2019-22.

While earning a playoff berth in his first season in 2017, Beane also engineered several trades that resulted in the Bills selecting two future Pro Bowlers in QB Josh Allen (7th overall) and LB Tremaine Edmunds (16th overall) in the 2018 draft while maintaining all their 2019 draft capital. Along the way, he stabilized the team’s salary cap status.


In the 2020 offseason, Beane negotiated a trade with Minnesota to acquire WR Stefon Diggs, who has gone on to earn first-team All-Pro and Pro Bowl honors in Buffalo. Beane also negotiated long-term deals with Diggs and Allen, the Bills franchise quarterback.

In 2020, the Bills earned their first AFC East title and their first playoff win since 1995. Along the way, Beane earned NFL Executive of the Year honors from the Sporting News, PFWA and Pro Football Focus, becoming the first Bills executive to earn that honor since Bill Polian in 1991.

In 2021, Beane was named the NFL’s Jack Horrigan Award winner by the PFWA which is given annually to the league or club official who best assists the media in their coverage.

Beane joined the Bills after a 19-year stint with the Carolina Panthers. He served as the Panthers assistant general manager from 2015-16 and played a vital role in constructing their draft boards from 2012-17. He also evaluated pro and college players and worked closely with the football operations staff on the negotiation of player contracts.

Throughout Beane’s time in Carolina, the Panthers won five NFC South division titles and two NFC conference championships. In 2012, Beane was named the Panthers interim general manager—holding the role for the final 10 games of the season (6-4 record).



While there, Beane also worked closely with Panthers defensive coordinator Sean McDermott from 2011-16.

“Brandon is a very competitive person,” said Terry Pegula. “I know he likes to win, but I also know he *hates* to lose. He’s not afraid to say what he’s thinking and if he disagrees with something he will say so, even to the owner. I love it. He, Sean, Kim and I have a very good relationship with open discussions, debate and a lot of communication.”

A cum laude graduate in communications studies from UNC-Wilmington in 1998 and a native of Stanly County, North Carolina, Beane (born July 27, 1976) began his career in 1998 with the Panthers communications department.

Beane moved on to fill various football operations/personnel roles with the Panthers organization before being named the team’s director of football operations in 2008.

Beane has ingrained himself in the Western New York community. In 2021, the Beane family spearheaded a new program named Bills MuttFia that provided a free pet adoption through the SPCA for every touchdown the Bills score at a home game. In the 2020 offseason, Brandon helped raise nearly \$100,000 for COVID-19 relief efforts with a draft day sweepstakes through the United Way. He also helped promote the Buffalo Strong initiative that benefited FeedMore WNY. He has also made multiple visits to Oishei’s Children Hospital in Buffalo during the holidays.

Brandon and his wife, Hayley, have two sons, Tyson and Wes and reside in Orchard Park, NY. They have two dogs, Bodie and Peanut. He enjoys golf, running (he finished a marathon in Wilmington, NC in 2010), racquetball and basketball.

### THE STAMPEDE

#### FAVORITE ATHLETES GROWING UP:

Dominique Wilkins, John Riggins, Dale Murphy

#### FAVORITE SPORTS MEMORY GROWING UP:

NC State upsetting Houston (Phi Slama Jama) in 1983

#### FIRST JOB:

At age 14, washing golf clubs at Piney Point Golf Club in Norwood, NC

#### TOP OF YOUR BUCKET LIST:

Play a round at Augusta National Golf Club

#### FAVORITE MUSICAL ARTIST:

Pearl Jam/Eddie Vedder



# SEAN MCDERMOTT

## HEAD COACH

Sean McDermott was named head coach of the Bills on January 11, 2017. With five playoff appearances under his belt in his first six seasons, he methodically transformed the culture of a franchise that had not experienced a postseason berth since 1999.



"Sean is a proud, Christian, determined man," said Bills owner Terry Pegula. "I remember before his interview for the Bills head coaching job thinking about him being a two-time National Prep Wrestling Champ. I thought to myself, you wrestled, you're determined, you love what you're doing and you win. He comes to the Bills everyday and will never ask anyone, player or coach to do anything he wouldn't do."

McDermott is ranked 1st in team history in win percentage and ranked third in franchise history in wins behind Marv Levy (123) and Lou Saban (70).

From 2020-22, the Bills captured three consecutive AFC East division titles for the first time since 1988-91. Buffalo and Kansas City are the only 2 teams in the NFL to win 10+ games and earn a playoff berth each year from 2019-22.

In 2021, the Bills defense ranked first in the NFL in fewest points allowed per game (17.0) for the first time in franchise history and also finished first in fewest yards allowed per game (272.8) and the fewest passing yards per game (163.0).

In 2020, the Bills won their first playoff game since 1995 as McDermott finished 2nd for the NFL's coach of the year. He was also a finalist for that honor in 2019 and 2022.

In 2017, McDermott became the third coach in Bills history to earn a playoff spot in his first season, joining Joe Collier (1966) and Wade Phillips (1998).

McDermott was hired by the Bills after 6 seasons as the defensive coordinator in Carolina, where he led a top-10 defense 4 times and helped the Panthers earn 3 division titles and a trip to Super Bowl 50. Over his six-year tenure, the Panthers defense ranked second in the NFL in sacks (261), 3rd in takeaways (169), 9th in yards per game (339.1) and 12th in points allowed per game (22.1).

In 2015, McDermott's defense helped lead the way to a 15-1 record and trip to Super Bowl 50. Four players – Thomas Davis, Luke Kuechly, Josh Norman and Kawann Short – earned Pro Bowl and All-Pro honors. He was The Sporting News Coordinator of the Year in 2013.

He spent his first 12 NFL seasons with Philadelphia, working his way up to defensive coordinator in 2009-10. In 2009, he was named the NFL's top defensive coordinator by Pro Football Weekly. A protege of the late Jim Johnson, the Eagles legendary defensive coordinator, McDermott served as defensive assistant/quality control coach (2001-02), assistant defensive backs coach (2003), secondary/safeties coach (2004-06), and linebackers coach (2007-08).

He joined the Eagles in 1998 as a scouting administrative coordinator before being promoted to assistant to the head coach under Andy Reid in 1999. McDermott worked with several Pro Bowlers during his time in Philadelphia, including Hall of Fame safety Brian Dawkins.

McDermott and his family are active in the Western New York community, making multiple visits to Oishei's Children Hospital of Buffalo. They have participated in many different efforts to provide awareness for food allergies and skin cancer, including a food drive at Wegmans that helped food-insecure families with food allergies and special diet needs. They also partner with Wegmans on skin cancer awareness initiatives.

A member of the LaSalle College High School Hall of Athletics, McDermott was a two-time All-Catholic League and a National Prep School Champion in 1992 and 1993 and went undefeated in 75 consecutive wrestling matches. A member of the William & Mary Athletics Hall of Fame, he was an All-Atlantic 10 Conference choice at safety in 1997 and graduated with a degree in finance. He began his coaching career as a graduate assistant at his alma mater in 1998. He was a teammate of Steelers coach Mike Tomlin.

Sean and his wife, Jamie, have three children. His father, Rich, was a football coach at West Chester and Ursinus and his brother, Tim, is the Chief Business Officer of the Philadelphia Union of the MLS. McDermott was born in Omaha, Nebraska on March 21, 1974.

### THE STAMPEDE

#### FAVORITE ATHLETE GROWING UP:

Brian Bosworth

#### FAVORITE MOVIE:

Vision Quest

#### FAVORITE MUSICAL ARTIST:

Michael Jackson

#### FAVORITE TV SHOW GROWING UP:

Monday Night Football





# COACHES



**KEN DORSEY** 

**OFFENSIVE COORDINATOR**

**12<sup>TH</sup> Year IN THE NFL**  
**5<sup>TH</sup> Year with THE BILLS**

- Joined the Bills in 2019 as quarterbacks coach, was promoted to passing game coordinator/QB coach in 2021, and was named offensive coordinator in 2022.
- During his first season as the Bills primary play caller, the Bills ranked second in the NFL in both total offense (397.6 YPG) and points per game (28.4).
- Helped Josh Allen record a 149.0 QB rating in the 2021 playoffs, which marked the highest all-time among QBs with at least 50 att. in a postseason.
- In 2020, Allen became the first player in NFL history with 4,000+ passing yards, 30+ passing TDs, and 8+ rushing TDs in a season.
- As quarterbacks coach of Carolina from 2013-17, helped Cam Newton earn NFL MVP honors in 2015.
- Played quarterback at Miami from 1999-2002, leading the Hurricanes to a 38-2 record as a starter and a national championship in 2001.



**MATTHEW SMILEY** 

**SPECIAL TEAMS COORDINATOR**

**11<sup>TH</sup> Year IN THE NFL**  
**7<sup>TH</sup> Year with THE BILLS**

- Named the Bills special teams coordinator in 2022 where the Bills' average drive start of 28.2 yards led the NFL.
- Spent his first five years in Buffalo (2017-21) as the team's assistant special teams coach.
- Has helped Bills kicker Tyler Bass accumulate 405 points in his first three NFL seasons, third-most in the NFL over that time frame.
- Worked as assistant special teams coach with Jacksonville from 2013-16.
- Spent eight seasons coaching college football, four as a special teams coordinator, two as a defensive coordinator and one as an offensive coordinator.
- Graduated from Illinois in 2001, where he was a walk-on wide receiver on the football team. Served in the United States Air Force as a maintenance officer in Grand Forks, ND and was deployed to active duty four times.



**BOBBY BABICH** 

**LINEBACKERS**

**12<sup>TH</sup> Year IN THE NFL**  
**7<sup>TH</sup> Year with THE BILLS**

- Named linebackers coach in 2022 after working previous five seasons with the Bills safeties.
- In 2022, LB Matt Milano led Bills with 12.5 tackles for loss while 99 totaling 99 tackles, three interceptions and two fumble recoveries on his way to first team All-Pro recognition for the first time in his career.
- In 2021, helped safeties Jordan Poyer (first team) and Micah Hyde (second team) earn All-Pro honors. Also helped Hyde to his first Pro Bowl appearance in 2017.
- Spent three seasons with the Cleveland Browns (2013-15), as the team's assistant defensive backs/safeties coach, working with All-Pros Joe Haden and T.J. Ward.
- Began career working on the Panthers coaching staff from 2011-12.



**ROB BORAS** 

**TIGHT ENDS**

**21<sup>ST</sup> Year IN THE NFL**  
**7<sup>TH</sup> Year with THE BILLS**

- Joined the Bills coaching staff in 2017 after spending the previous five seasons with the Rams.
- In 2022, helped Dawson Knox earn his first career Pro Bowl honor and become the first Bills tight end to represent the team at the Pro Bowl since 1966.
- In 2021, helped Dawson Knox to a franchise-record nine regular season touchdowns by a tight end.
- Served as the Rams' offensive coordinator for the final four games of the 2015 season and all of the 2016 season, producing the Rams' first 1,000-yard receiver since 2007 in his final season there.
- As the Jaguars' tight ends coach in 2010, guided Mercedes Lewis to franchise records with 58 receptions for 700 yards and 10 touchdowns en route to the first Pro Bowl appearance by a Jaguars tight end.



**JOE BRADY** 


**QUARTERBACKS**

**6<sup>TH</sup> Year IN THE NFL**  
**2<sup>ND</sup> Year with THE BILLS**

- Joined Buffalo as quarterbacks coach in 2022 after spending two seasons (2020-21) as Carolina's offensive coordinator. Helping Josh Allen finish the season with 42 total touchdowns and 5,045 total yards of offense both good for second in the NFL.
- In 2020, oversaw a Panthers offense that became just the fifth unit in the Super Bowl era with four different players (DJ Moore, Robby Anderson, Curtis Samuel and Mike Davis) with over 1,000 scrimmage yards.
- Worked as LSU's passing game coordinator & wide receivers coach in 2019 and helped QB Joe Burrow win the Heisman Trophy as the Tigers won the CFP national championship. Earned the Broyles Award for the best assistant coach in college football.
- Served as an offensive assistant for the Saints from 2017-18.



# COACHES



**JOHN BUTLER**



**DEFENSIVE BACKS/PASSING  
GAME COORDINATOR**

**10<sup>TH</sup> Year IN THE NFL**

**6<sup>TH</sup> Year with THE BILLS**

- Is in his sixth year with the Bills and his second as the defensive backs/passing game coordinator in 2022.
- Over five year period, led the Bills secondary to the top ranking in opponent passing yards per game (196.5) and passing TDs allowed (93) in the NFL. Has overseen the development of CB Tre'Davious White and helped him earn two Pro Bowl selections and two All-Pro selections.
- Coached at Penn State from 2012 to 2013, overseeing the secondary in 2012 and then serving as the defensive coordinator in 2013.
- Served as the special teams coach for South Carolina in 2011 after working as the linebackers and special teams coordinator for both Minnesota (2007-10) and Harvard (2003-06). Also has coached at Texas State, Midwestern State, Texas and Catholic University.



**JOE DANNA**



**SAFETIES**

**15<sup>TH</sup> Year IN THE NFL**

**1<sup>ST</sup> Year with THE BILLS**

- Joined the Bills as the safeties coach in 2023 after spending the 2022 season as Houston's safeties coach.
- Spent five years (2017-21) with Jacksonville where he served multiple roles including defensive backs coach/nickles (2021), safeties (2019-20), and assistant secondary coach (2017-18).
- Worked as the New York Jets defensive backs coach during the 2015-16 seasons.
- In 2008, Danna secured his first coaching opportunity in the NFL with the Atlanta Falcons, where he served as a defensive assistant for two seasons (2008-09). Danna then spent the following two seasons (2010-11) with the Miami Dolphins as the assistant defensive backs coach before returning to Atlanta as the defensive backs coach for the 2012-14 seasons.



**JAYLON FINNER**



**DEFENSIVE QUALITY  
CONTROL**

**2<sup>ND</sup> Year IN THE NFL**

**2<sup>ND</sup> Year with THE BILLS**

- Joined the Bills as a defensive quality control coach in 2022.
- Worked as the safeties coach at Texas A&M Commerce and also spent time as a graduate assistant at Ball State and Rice.
- Helped Texas A&M Commerce safety Dominique Ramsey to his third All-America honor in 2021. Ramsey led the Lions with 51 tackles and also had two tackles for loss, two interceptions, two pass breakups, one quarterback hurry and one fumble recovery.
- Played defensive back at Rice University from 2011-15 and helped lead the Owls to their first Conference USA championship in 2013.



**AUSTIN GUND**



**OFFENSIVE ASSISTANT/  
OFFENSIVE LINE**

**2<sup>ND</sup> Year IN THE NFL**

**2<sup>ND</sup> Year with THE BILLS**

- Joined the Bills in 2022 as the fellowship/offensive quality control coach and was named offensive assistant/offensive line coach in 2023.
- Most recently served as a graduate assistant at Wake Forest where he worked primarily with the offensive line.
- Prior to his time at Wake Forest, spent two seasons as the offensive line coach and director of football operations at Belhaven University. He helped transform the Blazers from an Air Raid to a Pro Style offense.
- Was a four-year starting center at the University of Richmond and served as a team captain his final three seasons.



**CORY HARKEY**



**ASST. SPECIAL TEAMS**

**2<sup>ND</sup> Year IN THE NFL**

**2<sup>ND</sup> Year with THE BILLS**

- Hired as the Bills assistant special teams coach in 2022 after working as the tight ends coach at Tennessee State.
- At Tennessee State, coached TE Rodell Rahman to a team-leading 484 receiving yards and six touchdowns on 29 receptions.
- Served as both the special teams coordinator and tight ends coach at Azusa Pacific from 2019-20. Helped TE Lucas Widmer earn First Team All-GNAC honors.
- Played tight end in the NFL from 2012-16 with the St. Louis/Los Angeles Rams. Played in 64 games and caught 27 passes for 215 yards and three touchdowns.





# COACHES



**ADAM HENRY**



**WIDE RECEIVERS**

**13<sup>TH</sup> Year IN THE NFL**

**1<sup>ST</sup> Year with THE BILLS**

- Enters his first season as the Bills wide receivers coach in 2023 after spending the 2022 season as the wide receivers coach of the University of Indiana.
- Served as Dallas' wide receivers coach from 2020-21 where he helped Ceedee Lamb and Amari Cooper to 1,000 yard receiving seasons.
- Aided in the development of Odell Beckham Jr. and Jarvis Landry at LSU (2012-14) and the Browns where they collected All-American honors and Pro-Bowl berths. Also coached Beckham with the Giants in (2016-17).
- Entered the NFL as a UDFA in 1994 with the Saints before spending 10 years at his alma mater McNeese State. He spent nine seasons (1997-05) as the wide receivers coach before being promoted to assistant head coach/offensive coordinator for 2006 before heading to the Oakland Raiders for five seasons (2007-11).



**AL HOLCOMB**



**SENIOR DEFENSIVE ASSISTANT**

**14<sup>TH</sup> Year IN THE NFL**

**1<sup>ST</sup> Year with THE BILLS**

- Joined the Bills as the senior defensive assistant in 2023 after spending his past three seasons (2020-22) in Carolina serving various roles as asst. head coach, defensive coordinator, and defensive run game coordinator.
- Worked with Luke Kuechly during Holcomb's first stint in Carolina (2013-17) and helped guide him to five consecutive pro bowls and four first team All Pro honors and the 2013 NFL Defensive Player of the year. Also helped Thomas Davis to All Pro honors in 2015 and four 100 tackles seasons with Holcomb.
- Worked as a defensive assistant with the New York Giants (2009-12), helping the Giants win Super Bowl XLVI.
- Prior to working in the NFL, Holcomb spent 14 seasons as an asst. coach on the college level at Lafayette (2006-08), Kutztown (2004-05), Bloomsburg (1998-2003), Colby (1997), and Temple (1995-96).



**AARON KROMER**



**OFFENSIVE LINE**

**22<sup>ND</sup> Year IN THE NFL**

**4<sup>TH</sup> Year with THE BILLS**

- Re-joined the Bills in 2022 as the team's offensive line coach, a role he previously held from 2015-16.
- Kromer has helped 15 players reach the Pro Bowl during his coaching career, including Mitch Morse (2022) the first of his career.
- Spent four seasons working for the Rams (2017-20) as the team's running game coordinator/offensive line coach. In 2019, helped lead the Rams to an NFC Championship and Super Bowl LIII appearance.
- While with the Bills in 2015-16, led a line that paved the way for the league's top rushing attack. The Bills led the NFL in rushing in 2015 with 152.0 rushing YPG and again in 2016 with 164.4 rushing YPG.
- Worked as the Saints interim head coach in 2012 and then went on to be named the Bears offensive coordinator for the 2013-14 seasons.



**MARC LUBICK**



**ASST. QUARTERBACKS/  
GAME MANAGEMENT**

**15<sup>TH</sup> Year IN THE NFL**

**7<sup>TH</sup> Year with THE BILLS**

- Now in his seventh season on the Bills coaching staff and his 15th year in the NFL. In 2022, helped Josh Allen earn Pro Bowl honors and finish the season as an MVP finalist.
- As the assistant wide receivers coach with the Broncos from 2015-16, coached a pair of 1,000+ yard receivers (Demaryius Thomas and Emmanuel Sanders) in both seasons and won Super Bowl 50.
- Texans wide receiver Andre Johnson earned two of his seven Pro Bowl selections working with Lubick and led the NFL with 221 catches from 2012-13.
- After playing safety at Montana State University from 1996-99, spent eight years coaching in the college ranks.
- Is the son of Sonny Lubick, head coach of Colorado State from 1993-2007.



**MIKE SHULA**



**SENIOR OFFENSIVE ASSISTANT**

**32<sup>ND</sup> Year IN THE NFL**

**2<sup>ND</sup> Year with THE BILLS**

- Named the Bills senior offensive assistant in 2022 after spending the previous two seasons (2020-21) as the Broncos quarterbacks coach.
- During his first season assisting with the Bills offense, the Bills ranked second in the NFL in both total offense (397.6 YPG) and points per game (28.4).
- Worked for the Carolina Panthers from 2011-17 as quarterbacks coach (2011-12) and then offensive coordinator (2013-17).
- Helped Panthers QB Cam Newton earn NFL MVP honors in 2015 and offensive rookie of the year honors in 2011.
- Served as the head coach at Alabama from 2003-06.
- Began his coaching career in 1988 as an offensive assistant for Tampa Bay after spending the 1987 season as a QB for the Bucs.
- Was the starting quarterback at Alabama from 1984-86.
- Is the son of the late Don Shula, the NFL's all-time winningest coach.



# COACHES



**KYLE SHURMUR** 

**OFFENSIVE QUALITY CONTROL**

**2<sup>ND</sup> Year IN THE NFL**

**2<sup>ND</sup> Year with THE BILLS**

- Joined the Bills in 2022 as a defensive quality control coach and in 2023 was named as an offensive quality control.
- In 2020, began his coaching career as a volunteer offensive quality control at Vanderbilt.
- Signed with Kansas City as an undrafted free agent in 2019, and spent time on the practice squads of the Chiefs (2019), Bengals (2020) and Washington Football Team (2021).
- Played four seasons as a quarterback at Vanderbilt from 2015-18 and finished as the school's all-time leader in touchdown passes (64) and passing yards (8,865).
- Is the son of Pat Shurmur, former head coach of the Cleveland Browns (2011-12) and NY Giants (2018-19).



**KELLY SKIPPER** 

**RUNNING BACKS**

**17<sup>TH</sup> Year IN THE NFL**

**7<sup>TH</sup> Year with THE BILLS**

- Is in his third stint as an NFL running backs coach after getting hired by the Bills in 2017.
- Oversaw the development of Devin Singletary, who finished the 2021 season with touchdowns in six consecutive games (regular and postseason).
- As the Jaguars running backs coach from 2015-16, tutored 2015 second-round draft pick T.J. Yeldon, who led AFC rookies with 740 yards.
- Served as running backs coach for the Raiders for six seasons after two years as tight ends coach.
- Played running back at Fresno State and finished his career with 2,237 rushing yards and 28 touchdowns.
- Is the son of long-time NFL assistant coach Jim Skipper.



**ERIC WASHINGTON** 

**ASSISTANT HEAD COACH/DEFENSIVE LINE**

**16<sup>TH</sup> Year IN THE NFL**

**4<sup>TH</sup> Year with THE BILLS**

- Joined the Bills in 2020 as the defensive line coach and was promoted to senior defensive assistant/defensive line coach in 2022.
- In 2022, Ed Oliver earned AFC Defensive Player of the Week becoming the eighth player Washington has coached to that honor.
- The 2021 Bills defense ranked first in the NFL in points allowed per game (17.0) and passing yards allowed per game (163.0).
- Rookie DE Greg Rousseau earned AFC Defensive Player of the Week honors in 2021, marking the seventh player he has coached to that honor.
- Prior to joining the Bills, spent the 2011-19 seasons with the Panthers. Served as the defensive coordinator for Carolina from 2018-19 and defensive line coach from 2011-17.
- Under his leadership in 2019, the Panthers defense ranked second in sacks (53) and fifth in QBH (108) in the NFL.



**MARCUS WEST** 

**ASST. D-LINE**

**7<sup>TH</sup> Year IN THE NFL**

**6<sup>TH</sup> Year with THE BILLS**

- Joined Buffalo in 2022 as the team's assistant defensive line coach. Prior to the Bills, spent time in the college ranks, most recently as the assistant head coach/co-defensive coordinator/defensive line coach at UNC Charlotte from 2019-21.
- Helped the Bills defense finished 2022 ranked first in the AFC with 17.8 PPG and ranked second in the NFL with 286 points allowed.
- During his first season at Charlotte, the defensive unit set school records for sacks (36) and tackles for loss (86) and finished the season with a school-record 7 wins.
- His professional playing career spanned three leagues with one-year stints with the Indianapolis Colts (2006), Amsterdam Admirals (2007) and Hamilton Tiger-Cats (2007).



**MATT WORSWICK** 

**DIRECTOR TEAM ADMINISTRATION**

**7<sup>TH</sup> Year IN THE NFL**

**7<sup>TH</sup> Year with THE BILLS**

- Worswick is in his seventh season with the Bills and his second as Director Team Administration. Worswick spent his first five years in Buffalo as the assistant to the head coach.
- Since arriving in Buffalo, Worswick has played an integral role in building a culture that has resulted in five playoff berths (2017, 2019-22), three division titles (2020-22) and a trip to the AFC Championship (2020).
- Worswick has assisted Head Coach Sean McDermott in the management of the coaching staff and assisted both the defense and special teams units.
- Was the football operations assistant for Carolina during the 2016 season helping to coordinate all aspects of the coaching and personnel needs.
- Worked as an intern during the 2014 and 2015 seasons for the Panthers in the equipment and football operations departments.





# PLAYER PERSONNEL



**BRIAN GAINE** 

**ASSISTANT GM**

**25<sup>TH</sup> Year IN THE NFL**

**6<sup>TH</sup> Year with THE BILLS**

- Promoted to Assistant GM prior to the 2022 season. Returned to the Bills organization in 2019 after spending the 2018 season as the General Manager for the Houston Texans. Gaine had previously spent three seasons with Houston as the Director of Player Personnel from 2014-16.
- Served as the Vice President of Player Personnel for the Bills during the 2017 season.
- Prior to his time in Houston, Gaine was the Miami Dolphins Assistant General Manager in 2012 and 2013. He was the Dolphins Director of Player Personnel in 2011 and served as the Assistant Director of Player Personnel from 2008-10.
- Gaine attended the University of Maine and played tight end before stints with the New York Jets, New York Giants and Kansas City Chiefs.



**TERRANCE GRAY** 

**DIRECTOR OF PLAYER PERSONNEL**

**22<sup>ND</sup> Year IN THE NFL**

**7<sup>TH</sup> Year with THE BILLS**

- Promoted to the role of Director of Player Personnel prior to the 2022 season after spending 2021 as the Assistant Director of Player Personnel.
- Joined the Bills in 2017 after spending the last 11 seasons as a college scout with the Minnesota Vikings. He was last responsible for scouting the Southeast portion of the country.
- Worked in Player Development and Player Personnel for three years with the Kansas City Chiefs from 2003-05 before going to Minnesota. He served as the club's area scout of National Football Scouting (NFS) during the 2005 season and in preparation for the 2006 Draft. Prior to moving into scouting, Gray was the Chiefs Player Development Coordinator and worked in player personnel from June 2003 to June 2005.



**MATT BAZIRGAN** 

**SENIOR PERSONNEL EXECUTIVE**

**20<sup>TH</sup> Year IN THE NFL**

**2<sup>ND</sup> Year with THE BILLS**

- Joined the Bills in 2022 after spending the last four seasons with the Houston Texans.
- Was promoted to co-assistant director of player personnel for Houston after the 2020 season after spending his first three years as the Director of Player Personnel.
- Spent 14 years with the New York Jets before making the move to the Texans prior to the 2018 season.
- Finished his time with the Jets as the Director of College Scouting. Also served as the Director of Pro Personnel, Assistant Director of Pro Personnel, West Coast Scouting Supervisor and a College scout during his time with New York. Originally started his NFL career as the College Scouting Assistant for the Jets in 2004.
- Attended Bates College and was a member of the football team from 1996-2000.



**MALIK BOYD** 

**SENIOR PERSONNEL ADVISOR**

**21<sup>ST</sup> Year IN THE NFL**

**7<sup>TH</sup> Year with THE BILLS**

- Promoted to the role of Senior Personnel advisor prior to the 2023 season.
- Joined the Bills in 2017 after spending the past 12 season with the Arizona Cardinals, most recently as the Assistant Director of Pro Scouting since 2014.
- Also held the titles of Western Regional Scout (2014), Regional Scout (2008-12) and Area Scout (2005-07). Began his scouting career with the Indianapolis Colts in 2003.
- Named the NFC Scout of the Year in 2014 by the Fritz Pollard Alliance.
- Enjoyed a three-year NFL playing career following his days as a defensive back at Southern University. Boyd played for the Vikings from 1994-95, the Saints in 1996 and then had a stint with British Columbia in the CFL in 1997.
- Following his playing career, Boyd served as a defensive backs coach at his alma mater Smiley High School (Houston, TX) from 1999-01.



---

# PLAYERS



# JOSH ALLEN

Age: **27** (May 21, 1996)  
 NFL EXP: **6 Years**  
 Hometown: **Firebaugh, CA**  
 Twitter: **@JoshAllenQB**

Height: **6-5**      Weight: **237**  
 Acquired: **Draft (2018, R1)**  
 College: **Wyoming**  
 Instagram: **@joshallenqb**

## FIRST-AND-10

**JOSH ALLEN** is entering his sixth season in Buffalo after spending three seasons at Wyoming (2015-17) and one year at Reedley College (2014). Allen was the seventh selection of the first round by the Bills in 2018 and signed a six-year contract extension to keep him in Buffalo through 2028.

## SHOUTOUTS

- Finished second in MVP voting in 2020 and was a finalist in 2022.
- Named a second-team All Pro in 2020 and a Pro Bowler in 2020 & 2022.
- During the 2021 postseason, tallied a 149.0 passer rating--which marked the highest all-time for a player in a single playoffs (min. 50 att.).
- Was under center for the first 'perfect game' in NFL history as the Bills scored a touchdown on every drive vs. NE (1/15/22). In the effort, became the first player in NFL history with 5 passing TDs, an 80% completion percentage & and 50+ rush yards.
- Has compiled five playoff games with 250+ passing yards and 50+ rushing yards.
- Has recorded three consecutive games vs. KC with 300+ passing yards, 3+ TDs and no interceptions. Joins Drew Brees as the only players to ever do so vs. a single opponent.
- Named AFC Offensive Player of the Month in September and December during the 2020 season. Has been named AFC Offensive Player of the Week 10 times in his career.
- In 2020, set Bills single season franchise records for passing touchdowns (37), completions (396), 300 yard games (8), passer rating (107.2), completion percentage (69.2), passing yards (4,544) and total touchdowns (46).

## IF YOU HAVEN'T HERD

### FROM THE GRIDIRON TO THE GREEN

Away from the field, Allen is an avid fan of golf. Whether it's playing or attending tournaments, Allen has enjoyed some golf experiences that any golf fan would be envious of. Some of the highlights include:

- Has attended eight majors, including the Masters every year since first attending golf's premier event in 2018 (except for 2020 due to COVID).
- Is a member of Oak Hill Country Club in Rochester, NY, which is the home of the 2023 PGA Championship. Beat Bills GM Brandon Beane in a golf outing at Oak Hill prior to the start of the 2022 season.
- Has played in the AT&T Pebble Beach Pro-Am two times, pairing with PGA pro Keith Mitchell.
- Has played in the American Century Championship in Lake Tahoe three times.
- In February 2023, met his childhood idol Tiger Woods while attending the final round of the Genesis Invitational.
- Paired up with Patrick Mahomes and faced Tom Brady/ Aaron Rodgers in the sixth edition of The Match, which was played at Wynn Golf Club in Las Vegas, NV.
- At his house in Buffalo, he has a golf simulator in his basement.
- Is a part-owner of the local golf brand, OnCore Golf.
- Is a member of one of the premier golf clubs in Western New York: Crag Burn Golf Club.
- Participated in a nationally televised event at Augusta National put on by EA Sports to launch their new golf game. Among others, Allen was joined by Eric Church and Tony Finau in playing the new video game.

## PERSONAL


The son of Joel and LaVonne Allen, Josh is the second of four children (two sisters and one brother). He earned his degree from Wyoming with a major in communications. Also played basketball and baseball at Firebaugh HS.





# JOSH ALLEN

QUARTERBACK - 17



## HUMBLE BEGINNINGS

Allen's journey to Buffalo has been no short trek. Born and raised in Firebaugh, California, Allen grew up in a farming town with a population of around 8,000 people. Allen understands the impact his career can have on others.. "I hope that they can look at my story and find a source of inspiration and just know that it is possible. And there's nobody in this world that can tell you not to do something if you have the desire to work for it." Allen hasn't forgotten his roots and invested in a pistachio tree farm with his dad.

## AN EMOTIONAL WIN

Josh Allen led the Bills to a 44-34 win over the Seattle Seahawks in 2020. The performance became even more meaningful after the game when Bills HC Sean McDermott told the media that Josh's grandmother, Patricia Allen, had passed away the day prior. In a post-game video released by the team, Allen emotionally tells his teammates "I love you guys. There's no place I'd rather be." Upon learning of the heartache Allen played through, Bills fans began making donations to Oishei Children's Hospital in \$17 increments. Donations exploded over the week, eventually surpassing a million dollars.

## THE STAMPEDE

### FAVORITE BOOK:

The Mamba Mentality

### LITTLE KNOWN FACT:

Participated in gymnastics as a kid

### PET PEEVE:

The sound of a vacuum

### HIDDEN TALENT:

Can juggle

### DREAM SPORTING EVENT:


A Sabres Stanley Cup game

### HIDDEN TALENT:

Can juggle

### FAVORITE WING SPOT:

Bar Bill



## BUFFALO TRACKS

### PLAYOFF OFFENSIVE YPG (ALL-TIME)

Player	Total TDs
1. Josh Allen	344.0
2. Patrick Mahomes	326.2
3. Colin Kaepernick	313.5

\*Min. five career playoff games

### BILLS SINGLE SEASON PASSING LEADERS

Player	Season	Passing Yards
1. Josh Allen	2020	4,544
2. Josh Allen	2021	4,407
3. Drew Bledsoe	2002	4,359
4. Josh Allen	2022	4,283

### FIRST 5 SEASONS, TOTAL TDs (ALL-TIME)

Player	Total TDs
1. Josh Allen (2018-22)	177
2. Dan Marino (1983-87)	171
3. Cam Newton (2011-15)	160
4. Patrick Mahomes (2017-21)	159
5. Peyton Manning (1998-02)	147



# JOSH ALLEN

## QUARTERBACK - 17

### JOSH ALLEN'S NFL REGULAR SEASON PASSING STATISTICS

DATE	TEAM	GP	GS	ATT.	CMP.	PCT.	YDS	AVG.	TD	INT.	LG	SK	LST	RATE
2018	Bills	12	11	320	169	52.8	2,074	6.5	10	12	75†	28	213	67.9
2019	Bills	16	16	461	271	58.8	3,089	6.7	20	9	53†	38	237	85.3
2020	Bills	16	16	572	396	69.2	4,544	7.9	37	10	55	26	159	107.2
2021	Bills	17	17	646	409	63.3	4,407	6.8	36	15	61	26	164	92.2
2022	Bills	16	16	567	359	63.3	4,283	7.6	35	14	98†	33	162	96.6
<b>TOTALS</b>		<b>77</b>	<b>76</b>	<b>2,566</b>	<b>1,604</b>	<b>62.5</b>	<b>18,397</b>	<b>7.2</b>	<b>138</b>	<b>60</b>	<b>98†</b>	<b>151</b>	<b>935</b>	<b>92.2</b>

### JOSH ALLEN'S NFL POSTSEASON PASSING STATISTICS

DATE	TEAM	GP	GS	ATT.	CMP.	PCT.	YDS	AVG.	TD	INT.	LG	SK	LST	RATE
2019	Bills	1	1	46	24	52.2	264	5.7	0	0	38	3	27	69.5
2020	Bills	3	3	120	77	64.2	817	6.8	5	1	37	8	94	94.3
2021	Bills	2	2	62	48	77.4	637	10.3	9	0	75†	2	16	149.0
2022	Bills	2	2	81	48	59.3	616	7.6	3	3	52	8	39	80.1
<b>TOTALS</b>		<b>8</b>	<b>8</b>	<b>309</b>	<b>197</b>	<b>63.8</b>	<b>2,334</b>	<b>7.6</b>	<b>17</b>	<b>4</b>	<b>75†</b>	<b>21</b>	<b>176</b>	<b>99.6</b>

### JOSH ALLEN'S NFL REGULAR SEASON RUSHING STATISTICS

DATE	TEAM	NO.	YDS.	AVG.	LG	TD
2018	Bills	89	631	7.1	45	8
2019	Bills	109	510	4.7	36	9
2020	Bills	102	421	4.1	24†	8
2021	Bills	122	763	6.3	34	6
2022	Bills	124	762	6.1	44	7
<b>TOTALS</b>		<b>546</b>	<b>3,087</b>	<b>5.7</b>	<b>45</b>	<b>38</b>

### JOSH ALLEN'S NFL POSTSEASON RUSHING STATISTICS

DATE	TEAM	NO.	YDS.	AVG.	LG	TD
2019	Bills	9	92	10.2	42	0
2020	Bills	25	145	5.8	18	1
2021	Bills	17	134	7.9	26	0
2022	Bills	12	46	3.8	12	1
<b>TOTALS</b>		<b>63</b>	<b>417</b>	<b>6.6</b>	<b>42</b>	<b>2</b>



# JOSH ALLEN

## QUARTERBACK - 17

### SINGLE-GAME HIGHS: QUARTERBACK

<b>Pass Attempts</b>	63 at Miami Dolphins, Sep 25, 2022	<b>Passer Rating</b>	146.7 at Miami Dolphins, Sep 20, 2020
<b>Pass Completions</b>	42 at Miami Dolphins, Sep 25, 2022	<b>Rush Attempts</b>	15 vs. Atlanta Falcons, Jan 02, 2022
<b>Yards Passing</b>	424 vs. Pittsburgh Steelers, Oct 09, 2022	<b>Rushing Yards</b>	135 at Miami Dolphins, Dec 02, 2018
<b>TD Passes</b>	4 vs. Miami Dolphins, Dec 17, 2022	<b>Rushing Average</b>	15.0 at Miami Dolphins, Dec 02, 2018
<b>Long Passes</b>	98ft vs. Pittsburgh Steelers, Oct 09, 2022	<b>Longest Runs</b>	45 vs. Jacksonville Jaguars, Nov 25, 2018
<b>Completion Percentage</b>	83.9 at Los Angeles Rams, Sep 08, 2022	<b>Rushing TDs</b>	2 at New York Jets, Nov 06, 2022

### 2022 GAME-BY-GAME REGULAR-SEASON STATISTICS (BILLS)

DATE	OPPONENT	P/S	PASSING											RUSHING					SCORE
			ATT	CMP	YDS	PCT	Y/A	Y/C	TD	INT	LG	SK/YD	RATE	ATT	YDS	LG	TD	W/L	
09/08	at Rams	S	31	26	297	83.9	9.6	11.4	3	2	53f	2/5	112.0	10	56	13	1	W	31-10
09/19	Titans	S	38	26	317	68.4	8.3	12.2	4	0	46f	1/4	128.9	1	10	10	0	W	41-7
09/25	at Dolphins	S	63	42	400	66.7	6.3	9.5	2	0	28	4/18	94.7	8	47	19	0	L	19-21
10/02	at Ravens	S	36	19	213	52.8	5.9	11.2	1	1	23	1/12	68.4	11	70	20	1	W	23-20
10/09	Steelers	S	31	20	424	64.5	13.7	21.2	4	1	98f	0/0	134.1	5	42	21	0	W	38-3
10/16	at Chiefs	S	40	27	329	67.5	8.2	12.2	3	0	34f	1/11	117.6	12	32	16	0	W	24-20
10/30	Packers	S	25	13	218	52.0	8.7	16.8	2	2	53	2/2	75.1	6	49	20	0	W	27-17
11/06	at Jets	S	34	18	205	52.9	6.0	11.4	0	2	42	5/22	46.8	9	86	36f	2	L	17-20
11/13	Vikings	S	43	29	330	67.4	7.7	11.4	1	2	25	2/19	78.6	6	84	25	0	L	30-33+
11/20	Browns	S	27	18	197	66.7	7.3	10.9	1	0	28	2/11	100.4	3	7	6	0	W	31-23
11/24	at Lions	S	42	24	253	57.1	6.0	10.5	2	1	36	3/16	80.8	10	78	21	1	W	28-25
12/01	at Patriots	S	33	22	223	66.7	6.8	10.1	2	0	21	2/0	106.0	8	20	8	0	W	24-10
12/11	Jets	S	27	16	147	59.3	5.4	9.2	1	0	32	3/17	86.5	10	47	16	1	W	20-12
12/17	Dolphins	S	40	25	304	62.5	7.6	12.2	4	0	45	2/8	119.2	10	77	44	0	W	32-29
12/24	at Bears	S	26	15	172	57.7	6.6	11.5	2	2	24	1/0	71.3	6	41	15	1	W	35-13
01/08	Patriots	S	31	19	254	61.3	8.2	13.4	3	1	49f	2/17	106.1	9	16	7	0	W	35-23
<b>2022 TOTALS</b>			<b>16-16</b>	<b>567</b>	<b>359</b>	<b>4,283</b>	<b>63.3</b>	<b>7.6</b>	<b>11.9</b>	<b>35</b>	<b>14</b>	<b>98f</b>	<b>33/162</b>	<b>96.6</b>	<b>124</b>	<b>762</b>	<b>44</b>	<b>7</b>	<b>13-3</b>

+ - Overtime

### 2021 GAME-BY-GAME REGULAR-SEASON STATISTICS (BILLS)

DATE	OPPONENT	P/S	PASSING											RUSHING					SCORE
			ATT	CMP	YDS	PCT	Y/A	Y/C	TD	INT	LG	SK/YD	RATE	ATT	YDS	LG	TD	W/L	
09/12	Steelers	S	51	30	270	58.8	5.3	9.0	1	0	37	3/16	79.7	9	44	11	0	L	16-23
09/19	at Dolphins	S	33	17	179	51.5	5.4	10.5	2	1	41	1/8	75.2	5	35	15	0	W	35-0
09/26	Commanders	S	43	32	358	74.4	8.3	11.2	4	0	41	0/0	129.8	4	9	4	1	W	43-21
10/03	Texans	S	30	20	248	66.7	8.3	12.4	2	1	37	1/5	100.4	6	41	16	0	W	40-0
10/10	at Chiefs	S	26	15	315	57.7	12.1	21.0	3	0	61	0/0	139.1	11	59	22	1	W	38-20
10/18	at Titans	S	47	35	353	74.5	7.5	10.1	3	1	31	3/18	107.8	9	26	7	0	L	31-34
10/31	Dolphins	S	42	29	249	69.0	5.9	8.6	2	0	20	0/0	100.2	8	55	34	1	W	26-11
11/07	at Jaguars	S	47	31	264	66.0	5.6	8.5	0	2	28	4/35	62.7	5	50	22	0	L	6-9
11/14	at Jets	S	28	21	366	75.0	13.1	17.4	2	1	57	2/16	125.6	2	3	4	0	W	45-17
11/21	Colts	S	35	21	209	60.0	6.0	10.0	2	2	31	1/8	72.2	2	18	10	0	L	15-41
11/25	at Saints	S	28	23	260	82.1	9.3	11.3	4	2	28	2/12	115.2	8	43	10	0	W	31-6
12/06	Patriots	S	30	15	145	50.0	4.8	9.7	1	0	26	2/14	75.0	6	39	21	0	L	10-14
12/12	at Buccaneers	S	54	36	308	66.7	5.7	8.6	2	1	25	3/15	86.0	12	109	23	1	L	27-33+
12/19	Panthers	S	34	19	210	55.9	6.2	11.1	3	1	28	4/17	91.5	3	24	26	0	W	31-14
12/26	at Patriots	S	47	30	314	63.8	6.7	10.5	3	0	28	0/0	104.4	12	64	25	0	W	33-21
01/02	Falcons	S	26	11	120	42.3	4.6	10.9	0	3	15	0/0	17.0	15	81	16	2	W	29-15
01/09	Jets	S	45	24	239	53.3	5.3	10.0	2	0	28	0/0	83.5	5	63	32	0	W	27-10
<b>2021 TOTALS</b>			<b>17-17</b>	<b>646</b>	<b>409</b>	<b>4,407</b>	<b>63.3</b>	<b>6.8</b>	<b>10.8</b>	<b>36</b>	<b>15</b>	<b>61</b>	<b>26/164</b>	<b>92.2</b>	<b>122</b>	<b>763</b>	<b>34</b>	<b>6</b>	<b>11-6</b>

+ - Overtime





# JOSH ALLEN

## QUARTERBACK - 17

### 2020 GAME-BY-GAME REGULAR-SEASON STATISTICS (BILLS)

DATE	OPPONENT	P/S	PASSING											RUSHING					SCORE
			ATT	CMP	YDS	PCT	Y/A	Y/C	TD	INT	LG	SK/YD	RATE	ATT	YDS	LG	TD	W/L	
09/13	Jets	S	46	33	312	71.7	6.8	9.5	2	0	29	3/6	104.6	14	57	16	1	W	27-17
09/20	at Dolphins	S	35	24	415	68.6	11.9	17.3	4	0	47	1/4	146.7	4	19	16	0	W	31-28
09/27	Rams	S	33	24	311	72.7	9.4	13.0	4	1	39	4/37	128.9	4	8	6	1	W	35-32
10/04	at Raiders	S	34	24	288	70.6	8.5	12.0	2	0	49	1/14	115.8	3	-1	1f	1	W	30-23
10/13	at Titans	S	41	26	263	63.4	6.4	10.1	2	2	22f	1/10	77.6	4	18	7	0	L	16-42
10/19	Chiefs	S	27	14	122	51.9	4.5	8.7	2	1	22	0/0	73.4	8	42	13	0	L	17-26
10/25	at Jets	S	43	30	307	69.8	7.1	10.2	0	0	38	2/11	90.0	11	61	17	0	W	18-10
11/01	Patriots	S	18	11	154	61.1	8.6	14.0	0	1	41	1/5	65.5	10	23	19	1	W	24-21
11/08	Seahawks	S	38	31	415	81.6	10.9	13.4	3	0	39	7/29	138.5	7	14	7	1	W	44-34
11/15	at Cardinals	S	49	32	284	65.3	5.8	8.9	2	2	31	0/0	77.3	7	38	15	0	L	30-32
11/29	Chargers	S	24	18	157	75.0	6.5	8.7	1	1	44	2/10	88.4	9	32	11	1	W	27-17
12/07	at 49ers	S	40	32	375	80.0	9.4	11.7	4	0	35	1/7	139.1	6	11	6	0	W	34-24
12/13	Steelers	S	43	24	238	55.8	5.5	9.9	2	1	23	1/8	77.5	6	28	11	0	W	26-15
12/19	at Broncos	S	40	28	359	70.0	9.0	12.8	2	0	55	1/7	114.5	3	33	24f	2	W	48-19
12/28	at Patriots	S	36	27	320	75.0	8.9	11.9	4	0	50f	0/0	138.7	4	35	22	0	W	38-9
01/03	Dolphins	S	25	18	224	72.0	9.0	12.4	3	1	32f	1/11	122.3	2	3	4	0	W	56-26
<b>2020 TOTALS</b>			<b>16-16</b>	<b>572</b>	<b>396</b>	<b>4,544</b>	<b>69.2</b>	<b>7.9</b>	<b>11.5</b>	<b>37</b>	<b>10</b>	<b>55</b>	<b>26/159</b>	<b>107.2</b>	<b>102</b>	<b>421</b>	<b>24T</b>	<b>8</b>	<b>13-3</b>

### 2019 GAME-BY-GAME REGULAR-SEASON STATISTICS (BILLS)

DATE	OPPONENT	P/S	PASSING											RUSHING					SCORE
			ATT	CMP	YDS	PCT	Y/A	Y/C	TD	INT	LG	SK/YD	RATE	ATT	YDS	LG	TD	W/L	
09/08	at Jets	S	37	24	254	64.9	6.9	10.6	1	2	38f	1/12	71.2	10	38	8	1	W	17-16
09/15	at Giants	S	30	19	253	63.3	8.4	13.3	1	0	51	3/16	101.1	7	21	9	1	W	28-14
09/22	Bengals	S	36	23	243	63.9	6.8	10.6	1	1	49	1/2	81.1	9	46	11	0	W	21-17
09/29	Patriots	S	28	13	153	46.4	5.5	11.8	0	3	23	4/31	24.0	5	26	15	1	L	10-16
10/06	at Titans	S	32	23	219	71.9	6.8	9.5	2	1	46	4/15	98.3	10	27	6	0	W	14-7
10/20	Dolphins	S	26	16	202	61.5	7.8	12.6	2	0	27	2/14	111.4	4	32	15	0	W	31-21
10/27	Eagles	S	34	16	169	47.1	5.0	10.6	2	0	28f	4/14	81.6	8	45	14	0	L	13-31
11/03	Commanders	S	20	14	160	70.0	8.0	11.4	1	0	49	2/14	110.4	8	12	6	1	W	24-9
11/10	at Browns	S	41	22	266	53.7	6.5	12.1	0	0	26	1/6	73.8	6	28	12	2	L	16-19
11/17	at Dolphins	S	33	21	256	63.6	7.8	12.2	3	0	40f	0/0	117.7	7	56	36	1	W	37-20
11/24	Broncos	S	25	15	185	60.0	7.4	12.3	2	1	34f	1/5	92.9	9	56	18	0	W	20-3
11/28	at Cowboys	S	24	19	231	79.2	9.6	12.2	1	0	29	4/27	120.7	10	43	15f	1	W	26-15
12/08	Ravens	S	39	17	146	43.6	3.7	8.6	1	0	37	6/41	62.6	2	9	7	0	L	17-24
12/15	at Steelers	S	25	13	139	52.0	5.6	10.7	1	1	40	1/8	65.2	7	28	12	1	W	17-10
12/21	at Patriots	S	26	13	208	50.0	8.0	16.0	2	0	53f	4/32	102.7	7	43	16	0	L	17-24
12/29	Jets	S	5	3	5	60.0	1.0	1.7	0	0	5	0/0	64.6	0	0	0	0	L	6-13
<b>2019 TOTALS</b>			<b>16-16</b>	<b>461</b>	<b>271</b>	<b>3,089</b>	<b>58.8</b>	<b>6.7</b>	<b>11.4</b>	<b>20</b>	<b>9</b>	<b>53T</b>	<b>38/237</b>	<b>85.3</b>	<b>109</b>	<b>510</b>	<b>36</b>	<b>9</b>	<b>10-6</b>



# JOSH ALLEN

## QUARTERBACK - 17

### 2018 GAME-BY-GAME REGULAR-SEASON STATISTICS (BILLS)

DATE	OPPONENT	P/S	PASSING											RUSHING					SCORE
			ATT	CMP	YDS	PCT	Y/A	Y/C	TD	INT	LG	SK/YD	RATE	ATT	YDS	LG	TD	W/L	
09/09	at Ravens	P	15	6	74	40.0	4.9	12.3	0	0	24	3/16	56.0	4	26	14	0	L	3-47
09/16	Chargers	S	33	18	245	54.5	7.4	13.6	1	2	57	5/36	63.3	8	32	14	0	L	20-31
09/23	at Vikings	S	22	15	196	68.2	8.9	13.1	1	0	55	3/32	111.2	10	39	10+	2	W	27-6
09/30	at Packers	S	33	16	151	48.5	4.6	9.4	0	2	34	7/64	36.3	5	19	8	0	L	0-22
10/07	Titans	S	19	10	82	52.6	4.3	8.2	0	1	13	1/3	42.0	4	19	14+	1	W	13-12
10/14	at Texans	S	17	10	84	58.8	4.9	8.4	0	0	39	2/16	71.7	4	20	11	0	L	13-20
10/21	at Colts																	L	5-37
10/29	Patriots																	L	6-25
11/04	Bears																	L	9-41
11/11	at Jets																	W	41-10
11/25	Jaguars	S	19	8	160	42.1	8.4	20.0	1	0	75+	0/0	89.8	13	99	45	1	W	24-21
12/02	at Dolphins	S	33	18	231	54.5	7.0	12.8	2	2	38	2/14	71.7	9	135	28	0	L	17-21
12/09	Jets	S	36	18	206	50.0	5.7	11.4	0	2	38	3/14	44.4	9	101	31	1	L	23-27
12/16	Lions	S	26	13	204	50.0	7.8	15.7	1	0	42+	1/9	89.3	9	16	10	1	W	14-13
12/23	at Patriots	S	41	20	217	48.8	5.3	10.9	1	2	31+	0/0	52.6	5	30	13	0	L	12-24
12/30	Dolphins	S	26	17	224	65.4	8.6	13.2	3	1	46	1/9	114.9	9	95	35	2	W	42-17
<b>2018 TOTALS</b>			<b>12-11</b>	<b>320</b>	<b>169</b>	<b>2,074</b>	<b>52.8</b>	<b>6.5</b>	<b>12.3</b>	<b>10</b>	<b>12</b>	<b>75+</b>	<b>28/213</b>	<b>67.9</b>	<b>89</b>	<b>631</b>	<b>45</b>	<b>8</b>	<b>6-10</b>

### 2022 GAME-BY-GAME POSTSEASON STATISTICS (BILLS)

DATE	OPPONENT	P/S	PASSING											RUSHING					SCORE
			ATT	CMP	YDS	PCT	Y/A	Y/C	TD	INT	LG	SK/YD	RATE	ATT	YDS	LG	TD	W/L	
01/15	Dolphins	S	39	23	352	59.0	9.0	15.3	3	2	52	7/36	93.1	4	20	12	0	W	34-31
01/22	Bengals	S	42	25	264	59.5	6.3	10.6	0	1	32	1/3	68.0	8	26	6	1	L	10-27
<b>2022 TOTALS</b>			<b>2-2</b>	<b>81</b>	<b>48</b>	<b>616</b>	<b>59.3</b>	<b>7.6</b>	<b>12.8</b>	<b>3</b>	<b>3</b>	<b>52</b>	<b>8/39</b>	<b>80.1</b>	<b>12</b>	<b>46</b>	<b>12</b>	<b>1</b>	<b>1-1</b>

### 2021 GAME-BY-GAME POSTSEASON STATISTICS (BILLS)

DATE	OPPONENT	P/S	PASSING											RUSHING					SCORE
			ATT	CMP	YDS	PCT	Y/A	Y/C	TD	INT	LG	SK/YD	RATE	ATT	YDS	LG	TD	W/L	
01/15	Patriots	S	25	21	308	84.0	12.3	14.7	5	0	45	0/0	157.6	6	66	26	0	W	47-17
01/23	at Chiefs	S	37	27	329	73.0	8.9	12.2	4	0	75+	2/16	136.0	11	68	14	0	L	36-42+
<b>2021 TOTALS</b>			<b>2-2</b>	<b>62</b>	<b>48</b>	<b>637</b>	<b>77.4</b>	<b>10.3</b>	<b>13.3</b>	<b>9</b>	<b>0</b>	<b>75+</b>	<b>2/16</b>	<b>149.0</b>	<b>17</b>	<b>134</b>	<b>26</b>	<b>0</b>	<b>1-1</b>

+ - Overtime

### 2020 GAME-BY-GAME POSTSEASON STATISTICS (BILLS)

DATE	OPPONENT	P/S	PASSING											RUSHING					SCORE
			ATT	CMP	YDS	PCT	Y/A	Y/C	TD	INT	LG	SK/YD	RATE	ATT	YDS	LG	TD	W/L	
01/09	Colts	S	35	26	324	74.3	9.3	12.5	2	0	37	2/23	121.6	11	54	16	1	W	27-24
01/16	Ravens	S	37	23	206	62.2	5.6	9.0	1	0	21	2/18	86.1	7	3	6	0	W	17-3
01/24	at Chiefs	S	48	28	287	58.3	6.0	10.3	2	1	34	4/53	80.8	7	88	18	0	L	24-38
<b>2020 TOTALS</b>			<b>3-3</b>	<b>120</b>	<b>77</b>	<b>817</b>	<b>64.2</b>	<b>6.8</b>	<b>10.6</b>	<b>5</b>	<b>1</b>	<b>37</b>	<b>8/94</b>	<b>94.3</b>	<b>25</b>	<b>145</b>	<b>18</b>	<b>1</b>	<b>2-1</b>

### 2019 GAME-BY-GAME POSTSEASON STATISTICS (BILLS)

DATE	OPPONENT	P/S	PASSING											RUSHING					SCORE
			ATT	CMP	YDS	PCT	Y/A	Y/C	TD	INT	LG	SK/YD	RATE	ATT	YDS	LG	TD	W/L	
01/04	at Texans	S	46	24	264	52.2	5.7	11.0	0	0	38	3/27	69.5	9	92	42	0	L	19-22+
<b>2019 TOTALS</b>			<b>1-1</b>	<b>46</b>	<b>24</b>	<b>264</b>	<b>52.2</b>	<b>5.7</b>	<b>11.0</b>	<b>0</b>	<b>0</b>	<b>38</b>	<b>3/27</b>	<b>69.5</b>	<b>9</b>	<b>92</b>	<b>42</b>	<b>0</b>	<b>0-1</b>

+ - Overtime



# KYLE ALLEN

Age: **27** (March 8, 1996)  
 NFL EXP: **5 Years**  
 Hometown: **Scottsdale, AZ**  
 Twitter: **@KyleAllen\_10**

Height: **6-3**      Weight: **210**  
 Acquired: **Free Agent (2023)**  
 College: **Houston**  
 Instagram: **@kyle\_allen**

## FIRST-AND-10

**KYLE ALLEN** signed a one-year contract in 2023 with the Bills. Allen originally entered the NFL in 2018 as an undrafted free agent out of Houston with the Carolina Panthers. Allen has played for the Panthers (2018-19), Washington Commanders (2020-21) and most recently the Houston Texans (2022).

## SHOUTOUTS

- Has played in 23 career NFL games with 19 starts. Has completed 441-of-704 pass attempts (62.6%) for 4,734 yards and 26 TDs for a passer rating of 82.2
- Last season with the Houston Texans, made two starts during the season, completing 46-of-78 passes (59.0%) and throwing for 416 passing yards and two touchdowns.
- In 2019, started 12 games in relief of injured QB Cam Newton, completing 303-of-489 passes (62.0 percent) for 3,322 yards, 17 touchdowns and a passer rating of 80.0
- Notched a career-high passer rating of 144.4 in his first start of the season at Arizona (9/22/19), completing 19-of-26 passes (73.1 percent) for 261 yards and a career-high four touchdowns.
- Set a career-high with 325 passing yards vs. Atl. (11/17/19).
- Made his first career start in a win at New Orleans (12/30/18), becoming the seventh rookie quarterback with a start in Carolina Panthers history as he threw for 228 yards and two touchdowns for a 111.3 rating.
- Made his first in-game NFL appearance vs. Atlanta (12/23/18), completing four-of-four passes for 38 yards.
- Played one season at the University of Houston (2017) after spending his first two seasons (2014-15) at Texas A&M University.
- Broke the Houston single-game completion percentage record at 93.9 on 31-33 passing vs. Rice (9/16/17).

## IF YOU HAVEN'T HERD

### EARLY EXPOSURE

(Kyle's dad) Mike Allen was the director of the Fiesta Bowl, allowing Kyle to be exposed to college football at a young age. Hanging around his father, Kyle had dinner with Urban Meyer, attended national championship games, went to practices and spent time around team hotels.

Playing Pop Warner, Kyle wore No. 12 in honor of Dallas Cowboys legend Roger Staubach. On a trip to the East Coast, Mike met Staubach and came back with a surprise for Kyle: a black-and-white photo with a personal inscription.

To Kyle: A friend, Roger Staubach

Allen sent an autographed photo to the Hall of Fame quarterback.

To Roger: A friend, Kyle Allen

"Thought it would be funny," Allen laughed. "Stupid little kid." (**Houston Chronicle, Joseph Duarte, September 10, 2017**)

## THE STAMPEDE

- High school teammate:** Mark Andrews
- Pre-game ritual:** Drinking coffee
- Favorite food:** Mediterranean
- Favorite movie:** Anchorman
- Favorite TV show:** New Girl
- Favorite musical artist:** Frank Ocean
- Unique talent:** Juggling
- Favorite ice cream:** Cookies & Cream
- Dream vacation spot:** New Zealand



## PERSONAL

The son of Mike & Jenna Allen. Is engaged to his long-time girlfriend Summer Juraszek. Attended Desert Mountain High School.



# KYLE ALLEN

## QUARTERBACK - 9

### KYLE ALLEN'S NFL REGULAR SEASON PASSING/RUSHING STATISTICS

		PASSING													RUSHING				
DATE	TEAM	GP	GS	ATT.	CMP.	PCT.	YDS	AVG.	TD	INT.	LG	SK	LST	RATE	NO.	YDS.	AVG.	LG	TD
2018	Panthers	2	1	31	20	64.5	266	8.6	2	0	53t	0	0	113.1	5	19	3.8	10	1
2019	Panthers	13	12	489	303	62.0	3,322	6.8	17	16	52t	46	397	80.0	32	106	3.3	17t	2
2020	Commanders	4	4	87	60	69.0	610	7.0	4	1	52t	7	44	99.3	7	26	3.7	13	1
2021	Commanders	2	0	19	12	63.2	120	6.3	1	0	19	2	5	98.6	2	11	5.5	11	0
2022	Texans	2	2	78	46	59.0	416	5.3	2	4	39	5	41	60.6	6	13	2.2	5	0
<b>TOTALS</b>		<b>23</b>	<b>19</b>	<b>704</b>	<b>441</b>	<b>62.6</b>	<b>4,734</b>	<b>6.7</b>	<b>26</b>	<b>21</b>	<b>53T</b>	<b>60</b>	<b>487</b>	<b>82.2</b>	<b>52</b>	<b>175</b>	<b>3.4</b>	<b>17T</b>	<b>4</b>

### SINGLE-GAME HIGHS: QUARTERBACK

**Pass Attempts** 50 vs. Atlanta Falcons, Nov 17, 2019  
**Pass Completions** 31 at New York Giants, Oct 18, 2020  
**Yards Passing** 325 vs. Atlanta Falcons, Nov 17, 2019  
**TD Passes** 4 at Arizona Cardinals, Sep 22, 2019  
**Long Passes** 53t at New Orleans Saints, Dec 30, 2018  
**Completion Percentage** 73.8 at New York Giants, Oct 18, 2020

**Passer Rating** 144.4 at Arizona Cardinals, Sep 22, 2019  
**Rush Attempts** 6 at Atlanta Falcons, Dec 08, 2019  
**Rushing Yards** 25 vs. Seattle Seahawks, Dec 15, 2019  
**Longest Runs** 17t vs. Washington Redskins, Dec 01, 2019  
**Rushing TDs** 1 vs. Los Angeles Rams, Oct 11, 2020





# ALEC ANDERSON

Age: **23** (October 3, 1999)      Height: **6-5**      Weight: **304**  
 NFL EXP: **1st Year**      Acquired: **UDFA (2022)**  
 Hometown: **Rancho Cucamonga, CA**      College: **UCLA**  
 Instagram: **@alecanderson700**

## FIRST-AND-10

**ALEC ANDERSON** is in his 2nd season in Buffalo after signing with the Bills as an undrafted free agent in 2022. Anderson, who started 20 games at right tackle during a four-year stint at UCLA from 2018-21, spent his rookie season on the Bills practice squad.

## SHOUTOUTS

- Played in 30 games (20 starts as a right tackle) during a four-year career at UCLA (2018-21).
- Started 10 games at right tackle in 2021 as he helped pave the way for the highest scoring team in the Pac-12 (36.5 points per game).
- Also helped pave the way for the Bruins to average over 200 yards per game on the ground for the second straight season (215.1) and produce a 1,000-yard rusher in Zach Charbonnet (1,137). Overall, UCLA was ranked 17th in the country in rushing.
- In 2020, started all 7 games at right tackle as UCLA produced a rushing average of 230.6 yards per game, which ranked 2nd in the Pac-12.
- Played in 10 games, including his first three career starts, in 2019 and helped block for RB Joshua Kelley who became the 8th running back in UCLA history to record back-to-back 1,000-yard rushing seasons.
- Saw action as a reserve offensive tackle in three games as a freshman in 2018.
- Earned a spot on the Athletic Director's Honor Roll for Spring 2020 and Fall 2021.

## IF YOU HAVEN'T HERD

### A PAINFUL GROWTH SPURT

Growing up playing Pop Warner football, Anderson was a quarterback and linebacker. As a 5-9, 195 pound high school freshman, he played defensive line and linebacker.

It wasn't until a major growth spurt before his sophomore season that he switched to offensive line. He sprouted from 5-9 to 6-5 that year. By the time he was a senior, he weighed 305 pounds.

Anderson told the Bruin Bible that the initial growth spurt was "not the greatest time. It was very painful ... And then I put on a lot of weight. My parents helped me a lot. They put me through training. My mom made all that food so I can gain all that weight."

His athleticism playing linebacker is something he credits to now playing offensive line. "You have to be athletic to be an O-lineman. People say we are just big, fat guys, but you have to pretty athletic to do what we do."

## PERSONAL

Is the son of Anders and Chrissy Anderson. Anders was born and raised in Germany. Has one brother, Aidan, and two sisters, Alyssa and Ashtyn. His uncle, Cory Harkey, is a former UCLA tight end and the current Bills assistant special teams coach. His uncle, Mike Sweeney, played in the MLB from 1995-2010, mostly for the Royals. Hobbies include painting, off-roading and hiking. Lists Sweden as his dream vacation spot, Big Lebowski as his favorite movie, Malcolm in the Middle as his favorite TV show, Ana de Armas as his favorite actor/actress and Larry Allen as his favorite athlete growing up. Earned a degree in history from UCLA.



# ZAYNE ANDERSON



Age: **26** (January 3, 1997)  
 NFL EXP: **1 Year**  
 Hometown: **Stansbury Park, UT**  
 Twitter: **@zayneanderson23**

Height: **6-2**      Weight: **206**  
 Acquired: **Free Agent (2023)**  
 College: **BYU**  
 Instagram: **@zayneanderson**

## FIRST-AND-10

**ZAYNE ANDERSON** signed a two-year contract with the Bills in 2023. Anderson originally entered the NFL in 2021 as an undrafted free agent with the Kansas City Chiefs out of BYU.

## SHOUTOUTS

- Has played in seven career regular season games, all with the Chiefs, seeing action in four games during his rookie season in 2021 and appearing in three more games in 2022.
- Played in all three of his career playoff games for the Chiefs in 2021.
- Played in his first career NFL game vs. Cle. (9/21/21).
- Appeared in 50 games during his collegiate career with BYU (2015-20). Accumulated 162 tackles, 1.5 TFLs, three interceptions, three forced fumbles, two fumble recoveries and six passes defended.

## THE STAMPEDE

### FAVORITE NFL PLAYER

#### GROWING UP

LaDainian Tomlinson

### FAVORITE MUSICIAN

Drake


### DREAM VACATION SPOT

Hawaii or Italy

### FAVORITE ICE CREAM

#### FLAVOR

Cookie dough



## IF YOU HAVEN'T HERD

### ON TO THE NEXT

Following a Super Bowl win with the Kansas City Chiefs and signing with the Buffalo Bills, Zayne Anderson returned to BYU's campus for the Alumni Game where he took some time to speak with BYU Sports Nation on his NFL experience, signing with the Bills and more.

#### What was the Super Bowl experience like?

"I feel blessed to even be a part of it and be a part of that organization and be able to learn from all of those guys. To be a part of the Super Bowl, not many people can say that. It was such a cool experience, one of the coolest experiences in my life. It was great."

#### How do you feel about joining the Bills organization?

"I can't wait. I really can't wait. It's going from one great organization to another. I feel blessed and lucky to be able to do that. When the Super Bowl comes to an end people keep reminding you and saying 'Congrats on the Super Bowl,' which is great, but it's on to the next thing, the next job. I kind of have to put that behind a little bit. It was great, but on to the next."

#### Did you have a 'Welcome to the NFL' moment?

"I wouldn't say anything crazy like a big hit or anything like that...I would just say stepping into rooms with guys like Patrick Mahomes, Tyrann Mathieu, Travis Kelce. Super surreal. You look up to those guys growing up and it's cool being in the same room as them."

## PERSONAL

Son of Angela and Robert Anderson. Has two brothers, Lars and Jace, and one sister, Liberty. Earned a degree in sociology with a minor in business.



# ZAYNE ANDERSON

**SAFETY - 38**

## ZAYNE ANDERSON'S NFL REGULAR SEASON DEFENSIVE STATISTICS

DATE	TEAM	GP	GS	TACKLES							INTERCEPTIONS					FUMBLES					ST				MISC											
				TK	S	A	TFL	YDS	SK	YDS	QBH	NO	YDS	LG	TD	PD	FF	FR	TD	YDS	TK	S	A	FF	FR	S	A									
2021	Chiefs	4	0	0	0	0	0	0	0	0.0	0.0	0	0	0	0	0	0	0	0	0	0	0	0	0	0	0	0	0	0	0	0	0	0	0	0	0
2022	Chiefs	3	0	0	0	0	0	0	0	0.0	0.0	0	0	0	0	0	0	0	0	0	0	0	0	0	0	0	0	0	0	0	0	0	0	0	0	0
<b>TOTALS</b>		<b>7</b>	<b>0</b>	<b>0</b>	<b>0</b>	<b>0</b>	<b>0</b>	<b>0</b>	<b>0</b>	<b>0.0</b>	<b>0.0</b>	<b>0</b>	<b>0</b>	<b>0</b>	<b>0</b>	<b>0</b>	<b>0</b>	<b>0</b>	<b>0</b>	<b>0</b>	<b>0</b>	<b>0</b>	<b>0</b>	<b>0</b>	<b>0</b>	<b>0</b>	<b>0</b>	<b>0</b>	<b>0</b>	<b>0</b>	<b>0</b>	<b>0</b>	<b>0</b>	<b>0</b>	<b>0</b>	<b>0</b>

## ZAYNE ANDERSON'S NFL POSTSEASON DEFENSIVE STATISTICS

DATE	TEAM	GP	GS	TACKLES							INTERCEPTIONS					FUMBLES					ST				MISC													
				TK	S	A	TFL	YDS	SK	YDS	QBH	NO	YDS	LG	TD	PD	FF	FR	TD	YDS	TK	S	A	FF	FR	S	A											
2021	Chiefs	3	0	0	0	0	0	0	0	0.0	0.0	0	0	0	0	0	0	0	0	0	0	0	0	0	0	0	0	0	0	0	0	0	0	0	0	0	0	
2022	Chiefs	0	0	0	0	0	0	0	0	0.0	0.0	0	0	0	0	0	0	0	0	0	0	0	0	0	0	0	0	0	0	0	0	0	0	0	0	0	0	0
<b>TOTALS</b>		<b>3</b>	<b>0</b>	<b>0</b>	<b>0</b>	<b>0</b>	<b>0</b>	<b>0</b>	<b>0</b>	<b>0.0</b>	<b>0.0</b>	<b>0</b>	<b>0</b>	<b>0</b>	<b>0</b>	<b>0</b>	<b>0</b>	<b>0</b>	<b>0</b>	<b>0</b>	<b>0</b>	<b>0</b>	<b>0</b>	<b>0</b>	<b>0</b>	<b>0</b>	<b>0</b>	<b>0</b>	<b>0</b>	<b>0</b>	<b>0</b>	<b>0</b>	<b>0</b>	<b>0</b>	<b>0</b>	<b>0</b>	<b>0</b>	

## SINGLE-GAME HIGHS: DEFENSIVE

Special Teams Tackles

1 vs. Pittsburgh Steelers, Dec 26, 2021



# ELI ANKOU

Age: **29** (June 8, 1994)

NFL EXP: **6 Years**

Hometown: **Orleans, Ontario, CA**

Twitter: **@eliankou**

Height: **6-3**

Acquired: **FA (2021)**

College: **UCLA**

Instagram: **@gravitytrain**

Weight: **325**

## FIRST-AND-10

**ELI ANKOU** is in his third season with the Bills in 2023. He originally entered the NFL as an undrafted free agent out of UCLA to the Texans following the 2017 draft. He has spent time with the Texans, Jaguars, Browns, Colts, Cowboys and Falcons previously.

## SHOUTOUTS

- Since entering the league in 2017, Ankou has appeared in 33 games, registering 43 tackles, four QB hits, three TFLs and 2.5 sacks.
- Played in both postseason contests for the Bills in 2022, recording four tackles.
- Recorded his first sack as a Bill vs. TB (12/12/21), raising his career total to 2.5.
- Saw action in seven games in 2020, logging 5 tackles and 1 QBH.
- Played in 9 games, while starting in two during the 2019 season.
- Earned his first career start while playing for the Browns in 2019 (vs. Mia. 11/24/19).
- Posted a career-high 15 tackles and 1.5 sacks for the Jaguars during the 2017 season.
- Had first career solo sack at the Titans (12/31/17).
- During his four-year career at UCLA, he posted 49 tackles, 8.0 tackles for loss, 1.5 sacks, 3 passes defended and 1 fumble recovery.

## PERSONAL

Name is pronounced 'ee-LEE ON-koo.' Prior to attending Red Lion Christian Academy in Delaware during his senior year of high school, he played for three seasons at St. Peter Catholic High School in Orleans, Ontario, where he is originally from. In his free time, he is an avid car enthusiast.

## IF YOU HAVEN'T HERD

### DREAM CATCHER FOUNDATION

There was a time when Eli Ankou thought he would one day be a pilot in the Royal Canadian Air Force. He was riding along, flying in gliders with 17- or 18-year-olds who had just gotten their licenses. He liked to fly, and he liked to bike. But football called, setting the now 6-3, 325-pound defensive tackle on a different path.

Ankou, who is currently on the practice squad with the Bills, is not necessarily a household name for NFL fans. The fifth-year lineman grew up in Ontario and has played for six other NFL teams. He made a splash earlier this month when he tallied his first sack as a Bill, and on none other than Tom Brady, bringing the future Hall of Famer to the ground for a loss of 2 yards in Tampa.

But even without the platform of a weekly starter, Ankou, of the Ojibwe tribe, and his fiancée, Shayna Powless, a professional cyclist with ties to the Oneida Tribe of Indians of Wisconsin, are making a point to give back to their communities. In 2019, the couple founded the Dream Catcher Foundation, a 501c3 with a multifaceted approach to empowering Native American women and children.

"We just felt like, 'Why wait years down the road?' " Powless said. "Why? When we can just do this now? When we can start having a significant impact on our communities now."

There was also an urgency to start because the statistics are grim. The number of missing and murdered women and girls (MMIWG) disproportionately affects Indigenous people in the United States and Canada.

"The statistics are horrible," Ankou said. "And this is something we felt like we needed to address publicly and put out there."

(The Buffalo News, Katherine Fitzgerald, January 1, 2022)



# ELI ANKOU

## DEFENSIVE TACKLE - 51

### ELI ANKOU'S NFL REGULAR SEASON DEFENSIVE STATISTICS

DATE	TEAM	GP	TACKLES										INTERCEPTIONS					FUMBLES					ST					MISC	
			GS	TK	S	A	TFL	YDS	SK	YDS	QBH	NO	YDS	LG	TD	PD	FF	FR	TD	YDS	TK	S	A	FF	FR	S	A		
2017	Texans	1	0	0	0	0	0	0	0.0	0.0	0	0	0	0	0	0	0	0	0	0	0	0	0	0	0	0	0	0	
2017	Jaguars	8	0	15	8	7	1	7	1.5	8.0	2	0	0	0	0	0	0	0	0	0	0	0	0	0	0	0	0	0	
2017	<b>TOTAL</b>	<b>9</b>	<b>0</b>	<b>15</b>	<b>8</b>	<b>7</b>	<b>1</b>	<b>7</b>	<b>1.5</b>	<b>8.0</b>	<b>2</b>	<b>0</b>	<b>0</b>	<b>0</b>	<b>0</b>	<b>0</b>	<b>0</b>	<b>0</b>	<b>0</b>	<b>0</b>	<b>0</b>	<b>0</b>	<b>0</b>	<b>0</b>	<b>0</b>	<b>0</b>	<b>0</b>	<b>0</b>	
2018	Jaguars	2	0	4	2	2	0	0	0.0	0.0	0	0	0	0	0	0	0	0	0	0	0	0	0	0	0	0	0	0	
2019	Jaguars	0	0	0	0	0	0	0	0.0	0.0	0	0	0	0	0	0	0	0	0	0	0	0	0	0	0	0	0	0	
2019	Browns	9	2	7	5	2	1	14	0.0	0.0	0	0	0	0	0	0	0	0	0	0	0	0	0	0	0	0	0	0	
2019	<b>TOTAL</b>	<b>9</b>	<b>2</b>	<b>7</b>	<b>5</b>	<b>2</b>	<b>1</b>	<b>14</b>	<b>0.0</b>	<b>0.0</b>	<b>0</b>	<b>0</b>	<b>0</b>	<b>0</b>	<b>0</b>	<b>0</b>	<b>0</b>	<b>0</b>	<b>0</b>	<b>0</b>	<b>0</b>	<b>0</b>	<b>0</b>	<b>0</b>	<b>0</b>	<b>0</b>	<b>0</b>	<b>0</b>	
2020	Colts	0	0	0	0	0	0	0	0.0	0.0	0	0	0	0	0	0	0	0	0	0	0	0	0	0	0	0	0	0	0
2020	Texans	0	0	0	0	0	0	0	0.0	0.0	0	0	0	0	0	0	0	0	0	0	0	0	0	0	0	0	0	0	0
2020	Cowboys	7	0	5	1	4	0	0	0.0	0.0	1	0	0	0	0	0	0	0	0	0	0	0	0	0	0	0	0	0	0
2020	<b>TOTAL</b>	<b>7</b>	<b>0</b>	<b>5</b>	<b>1</b>	<b>4</b>	<b>0</b>	<b>0</b>	<b>0.0</b>	<b>0.0</b>	<b>1</b>	<b>0</b>	<b>0</b>	<b>0</b>	<b>0</b>	<b>0</b>	<b>0</b>	<b>0</b>	<b>0</b>	<b>0</b>	<b>0</b>	<b>0</b>	<b>0</b>	<b>0</b>	<b>0</b>	<b>0</b>	<b>0</b>	<b>0</b>	<b>0</b>
2021	Bills	5	0	9	5	4	1	2	1.0	2.0	1	0	0	0	0	0	0	0	0	0	0	0	0	0	0	0	0	0	0
2021	Steelers	0	0	0	0	0	0	0	0.0	0.0	0	0	0	0	0	0	0	0	0	0	0	0	0	0	0	0	0	0	0
2021	Titans	1	1	3	0	3	0	0	0.0	0.0	0	0	0	0	0	0	0	0	0	0	0	0	0	0	0	0	0	0	0
2021	<b>TOTAL</b>	<b>6</b>	<b>1</b>	<b>12</b>	<b>5</b>	<b>7</b>	<b>1</b>	<b>2</b>	<b>1.0</b>	<b>2.0</b>	<b>1</b>	<b>0</b>	<b>0</b>	<b>0</b>	<b>0</b>	<b>0</b>	<b>0</b>	<b>0</b>	<b>0</b>	<b>0</b>	<b>0</b>	<b>0</b>	<b>0</b>	<b>0</b>	<b>0</b>	<b>0</b>	<b>0</b>	<b>0</b>	<b>0</b>
2022	Bills	0	0	0	0	0	0	0	0.0	0.0	0	0	0	0	0	0	0	0	0	0	0	0	0	0	0	0	0	0	0
<b>TOTALS</b>		<b>33</b>	<b>3</b>	<b>43</b>	<b>21</b>	<b>22</b>	<b>3</b>	<b>23</b>	<b>2.5</b>	<b>10.0</b>	<b>4</b>	<b>0</b>	<b>0</b>	<b>0</b>	<b>0</b>	<b>0</b>	<b>0</b>	<b>0</b>	<b>0</b>	<b>0</b>	<b>0</b>	<b>0</b>	<b>0</b>	<b>0</b>	<b>0</b>	<b>0</b>	<b>0</b>	<b>0</b>	

### SINGLE-GAME HIGHS: DEFENSIVE

**Total Tackles** 4 at Pittsburgh Steelers, Oct 08, 2017  
**Solo Tackles** 2 vs. Atlanta Falcons, Jan 02, 2022

**Sacks** 1.0 at Tampa Bay Buccaneers, Dec 12, 2021  
**Tackles For Loss** 1 at Tampa Bay Buccaneers, Dec 12, 2021



# MARCELL ATEMAN



Age: 28 (September 16, 1994)  
 NFL EXP: 3 years  
 Hometown: Wylie, TX  
 Twitter: @ItsMarcell

Height: 6-4      Weight: 215  
 Acquired: Free Agent (2023)  
 College: Oklahoma State  
 Instagram: @itsmarcell

## FIRST-AND-10

**MARCELL ATEMAN** was signed by the Bills on June 1, 2023 after a one-year stint with the XFL's St. Louis Battlehawks. Ateman, a 7th round draft pick of Oakland in 2018 from Oklahoma State, saw action in 19 games with the Raiders from 2018-21. He was signed by the Cardinals in 2022 but released prior to the start of the season.

## SHOUTOUTS

- Registered 19 catches for 259 yards for the St. Louis Battlehawks of the XFL in 2023.
- Grabbed 20 receptions for 270 yards and a touchdown during his tenure with the Raiders between 2018-21.
- Saw action in one game for the Raiders in 2021 (at NYG, 11/7/21).
- Tallied receptions of 36 (at GB, 10/20/19) and 34 yards (vs. Det., 11/3/19) in 2019. Those receptions were the two longest of his career.
- As a rookie with the Oakland Raiders in 2018, saw action in 7 games (6 starts) and grabbed 15 passes for 154 yards and a touchdown.
- Recorded his first NFL touchdown on a 9-yard connection with QB Derek Carr in the 4th quarter vs. KC (12/2/18).
- Posted a career-high 4 receptions for 50 yards in his NFL debut in a victory at Arz (11/18/18).
- Earned 2nd-team All-Big 12 recognition as a senior in 2017 with 59 catches for 1,156 yards and 8 touchdowns in 13 games (10 starts).
- Was part of the first offense in Big 12 history to finish with a 4,000-yard passer (Mason Rudolph), a 1,000-yard rusher (Justice Hill) and two 1,000-yard receivers (Ateman and James Washington).
- Posted career highs with 8 receptions and 132 yards at Iowa State in (11/14/15).

## IF YOU HAVEN'T HERD

### REDSHIRT SEASON CHANGED HIM FOREVER

In 2016, Ateman's football career and his life changed forever. He underwent surgery on his foot to repair a broken bone suffered during non-contact summer drills and he also became a father. Both events altered the mind and outlook of the former Oklahoma State wide receiver.

"I was upset about [the injury at first]," Ateman told the Stillwater News Press. "I was really down on myself. It all relates back to my faith. I just knew what happened to me was going to be something greater at the end of it. Breaking my foot - I had never broken anything or had a season-long injury. When it happened, it hit me in my heart. I think my faith in God, my teammates and my family helped me through that. They pushed me and let me know I get another opportunity, and that's all that matters."

The birth of his son helped him immensely as well. "That was literally a gift from God," Ateman recalled. "The emotion that you receive, the love that you receive from that moment is like none other. I just thank God for that opportunity. That's how I know it was God's plan. My son was born and a lot of things were going on with my family, so I was able to be with them. I was able to spend some time with them and grow with them when I was hurt. It all worked out."

## PERSONAL

Is the son of Arlene and Ron Ateman. Has a son, Jayden. Has a Cane Corso dog named Brix. Competed in football and basketball at Wylie East High School. Is the founder of a training facility and service in Wylie, TX, called The Circle Performance. Also owns a trucking company in the Dallas area with three 18-wheelers. Enjoys playing golf in his free time. Grew up a fan of the Dallas Cowboys, Mavericks, Terrell Owens and Dirk Nowitzki. Lists skydiving as his number one item on his bucket list. Favorite TV show is Game of Thrones. Earned his degree in education.



# MARCELL ATEMAN

**WIDE RECEIVER - 84**

## MARCELL ATEMAN'S NFL REGULAR SEASON RUSHING/RECEIVING STATISTICS

		RECEIVING							RUSHING				
DATE	TEAM	GP	GS	NO.	YDS.	AVG.	LG	TD	NO.	YDS.	AVG.	LG	TD
2018	Raiders	7	6	15	154	10.3	32	1	0	0	0.0	0	0
2019	Raiders	11	0	5	116	23.2	36	0	0	0	0.0	0	0
2020	Raiders	0	0	0	0	0.0	0	0	0	0	0.0	0	0
2021	Raiders	1	0	0	0	0.0	0	0	0	0	0.0	0	0
2022	Cardinals	0	0	0	0	0.0	0	0	0	0	0.0	0	0
<b>TOTALS</b>		<b>19</b>	<b>6</b>	<b>20</b>	<b>270</b>	<b>13.5</b>	<b>36</b>	<b>1</b>	<b>0</b>	<b>0</b>	<b>0.0</b>	<b>0</b>	<b>0</b>

## SINGLE-GAME HIGHS: RECEIVING

**Receptions** 4 at Arizona Cardinals, Nov 18, 2018  
**Receiving Yards** 50 at Arizona Cardinals, Nov 18, 2018  
**Receiving Average** 15.3 at Denver Broncos, Dec 29, 2019  
**Longest Receptions** 36 at Green Bay Packers, Oct 20, 2019

**Receiving TDs** 1 vs. Kansas City Chiefs, Dec 02, 2018  
**All-Purpose Yards** 50 at Arizona Cardinals, Nov 18, 2018  
**Most TDs** 1 vs. Kansas City Chiefs, Dec 02, 2018

# ALEX AUSTIN



Age: 22 (May 22, 2001)

NFL EXP: Rookie

Hometown: Long Beach, CA

Twitter: @kinnggalex

Height: 6-1

Weight: 191

Acquired: Draft (2023, R7)

College: Oregon State

Instagram: @kinnggalex

## FIRST-AND-10

**ALEX AUSTIN** was selected by the Bills in the seventh round (252nd overall) in 2023. Austin, who finished with 140 tackles and 4 interceptions in his collegiate career, is the 8th player from Oregon State to be drafted by Buffalo all-time.

## SHOUTOUTS

- Finished his four-year career at Oregon State (2019-22) with 140 tackles, 4 interceptions, 24 passes defended, 3 fumble recoveries and sack in 36 games.
- Earned All-Pac-12 honorable mention status in 2022 after posting 57 tackles, 2 interceptions, 10 passes defended, a sack and a fumble recovery in 12 games (all starts).
- Named Pac-12 Defensive player of the week with 3 tackles and a 42-yard interception return for a touchdown vs. Colorado (10/22/22).
- Posted 9 tackles, a fumble recovery and an interception in season opener vs. Boise State (9/3/22).
- Started all 13 games in 2021, registering 47 tackles, 7 passes defended and 2 interceptions to earn honorable mention All-Pac-12 status.
- Posted an interception and 4 tackles in victory vs. Hawaii (9/11/21).
- Recorded an interception in a win vs. Arizona State (11/20/21).
- As a redshirt freshman in 2020, played in all 7 games with 5 starts and amassed 29 tackles, a fumble recovery and 2 passes defended.
- Played in three games in 2019 before redshirting. Posted 7 tackles and recovered a fumble.

## IF YOU HAVEN'T HERD

### MAKING A DIFFERENCE WITH HIS NIL

Austin chose a different route with his NIL approach by launching the Overcoming Adversity Scholarship for high school seniors and college students (with special consideration given to minority and first-generation students).

Austin collaborated with Access Scholarships and the Hirex App to establish this scholarship fund. Given overcoming adversity has been a central theme in Austin's life, both on and off the field, he saw this as an opportunity to leverage NIL to make a difference in the lives of hard-working students who have shown grit in overcoming adversity.

"That's really the whole motto of the scholarship," he said. "There's somebody that's struggling, and there's always somebody who's struggling worse than them. But if I can help them, pick them up, maybe they'll pick the next person up." (Darrian Kelly, [BusinessofCollegeSports.com](https://www.businessofcollegesports.com), December 7, 2022)

## PERSONAL

His father, Al Austin, is a Long Beach City Councilman. And his mother, Daysha Austin, is a District Director for State Assembly. "I would say community service is a part of our DNA as a family. We are constantly doing something in the community," said Al Austin. Competed in football and track at Long Beach Poly. Majored in business marketing/admin.



## THE STAMPEDE

**FAVORITE ARTIST:**  
Future

**BUCKET LIST ITEM:**  
Go to Dubai

**FAVORITE ATHLETE:**  
Kobe Bryant

**HOBBIES:**  
Likes to make music





# MATT BARKLEY



Age: **32** (September 8, 1990)  
 NFL EXP: **10 Years**  
 Hometown: **Santa Ana, CA**  
 Twitter: **@MattBarkley**

Height: **6-2**      Weight: **234**  
 Acquired: **Free Agent (2022)**  
 College: **USC**  
 Instagram: **@mattbarkley**

## FIRST-AND-10

**MATT BARKLEY** rejoined the Bills in 2022 after originally joining the Bills during the 2018 season. A four-year starter at USC, Barkley entered the league as a fourth round pick (98th overall) of the Eagles. Barkley spent two seasons in Philadelphia (2013-14) before spending the 2015 season with Arizona, 2016 season with Chicago and then splitting time between San Francisco and Arizona in 2017. Barkley played for the Titans, Panthers and Falcons in 2021.

## SHOUTOUTS

- Played the second half of the Bills Week 17 match-up vs. Mia. (1/3/21) and completed 6-of-13 passes for 164 yards and two touchdowns.
- Saw his first action of the 2019 season vs. NE (9/29/19), completing 9-of-16 passes for 127 yards and an INT. His first pass attempt of the game converted a third-and-eight for the Bills.
- In his first start for the Bills at NYJ (11/11/18), went 15-25 with two passing touchdowns and a 117.4 passer rating. His rating was the 2nd-highest by a Bills QB in his first start.
- Set career-highs for both passing yards and completions vs. GB (12/18/16) when he completed 30-of-42 pass attempts for 362 yards and two touchdowns.
- Left USC with career records for passing yards (12,327), completions (1,001), passing TDs (116), 400-yard passing games (four), 300-yard passing games (15). Also left USC as the Pac-12 Conference's all-time leading passer and was the only player to throw more than 100 TDs (116) in a career.
- Awarded the Wuerffel Trophy in 2012, given to the college football player who best combines exemplary community service with athletic and academic achievement.

## IF YOU HAVEN'T HERD

### BITCOIN BARKLEY

Barkley made an unusual ask to his agent before signing contracts with the 49ers and Bengals, "Can I be payed in Bitcoin?"

Bitcoin and cryptocurrency is a big time hobby for Barkley. For those not familiar, cryptocurrency is a digital asset designed to work as a medium of exchange that uses strong cryptography to secure financial transactions, control the creation of additional units, & verify the transfer of assets.

When fans began hearing of Barkley's interest in Bitcoin they began tweeting recommendations to him to not just buy Bitcoin, but to mine it. Barkley quickly replied to let everyone know he already is mining Bitcoin, which involves securing Bitcoin and confirming transactions in exchange for being paid rewards of new Bitcoins.

## PERSONAL

Barkley and his wife Brittany have three kids. Matt and Brittany met in preschool. He attended Mater Dei High School in Santa Ana, CA, where he finished as the all-time passing yardage leader in Orange County, surpassing Todd Marinovich.

## THE STAMPEDE

### Proudest achievement:

Being a dad

### A skill he wants to learn:

To cook

### Favorite Buffalo restaurant:

The Grange

### Another sport he'd want to play professionally:

Golf







# MATT BARKLEY

## QUARTERBACK - 5

### MATT BARKLEY'S NFL REGULAR SEASON PASSING/RUSHING STATISTICS

DATE	TEAM	GP	GS	PASSING											RUSHING				
				ATT.	CMP.	PCT.	YDS	AVG.	TD	INT.	LG	SK	LST	RATE	NO.	YDS.	AVG.	LG	TD
2013	Eagles	3	0	49	30	61.2	300	6.1	0	4	26	3	24	44.6	2	-2	-1.0	0	0
2014	Eagles	1	0	1	0	0.0	0	0.0	0	0	0	0	0	39.6	3	0	0.0	0	0
2015	Cardinals	0	0	0	0	0.0	0	0.0	0	0	0	0	0	0.0	0	0	0.0	0	0
2016	Bears	7	6	216	129	59.7	1,611	7.5	8	14	37	6	43	68.3	7	2	0.3	5	0
2017	49ers	0	0	0	0	0.0	0	0.0	0	0	0	0	0	0.0	0	0	0.0	0	0
2017	Cardinals	0	0	0	0	0.0	0	0.0	0	0	0	0	0	0.0	0	0	0.0	0	0
2017	<b>TOTAL</b>	<b>0</b>	<b>0</b>	<b>0</b>	<b>0</b>	<b>0.0</b>	<b>0</b>	<b>0.0</b>	<b>0</b>	<b>0</b>	<b>0</b>	<b>0</b>	<b>0</b>	<b>0.0</b>	<b>0</b>	<b>0</b>	<b>0.0</b>	<b>0</b>	<b>0</b>
2018	Bills	1	1	25	15	60.0	232	9.3	2	0	47	1	8	117.4	3	-2	-0.7	0	0
2019	Bills	2	0	51	27	52.9	359	7.0	0	3	41	2	10	51.0	2	-4	-2.0	0	0
2020	Bills	7	0	21	11	52.4	197	9.4	1	1	56t	1	7	80.9	6	-6	-1.0	0	0
2021	Titans	0	0	0	0	0.0	0	0.0	0	0	0	0	0	0.0	0	0	0.0	0	0
2021	Panthers	0	0	0	0	0.0	0	0.0	0	0	0	0	0	0.0	0	0	0.0	0	0
2021	<b>TOTAL</b>	<b>0</b>	<b>0</b>	<b>0</b>	<b>0</b>	<b>0.0</b>	<b>0</b>	<b>0.0</b>	<b>0</b>	<b>0</b>	<b>0</b>	<b>0</b>	<b>0</b>	<b>0.0</b>	<b>0</b>	<b>0</b>	<b>0.0</b>	<b>0</b>	<b>0</b>
2022	Bills	0	0	0	0	0.0	0	0.0	0	0	0	0	0	0.0	0	0	0.0	0	0
<b>TOTALS</b>		<b>21</b>	<b>7</b>	<b>363</b>	<b>212</b>	<b>58.4</b>	<b>2,699</b>	<b>7.4</b>	<b>11</b>	<b>22</b>	<b>56T</b>	<b>13</b>	<b>92</b>	<b>66.6</b>	<b>23</b>	<b>-12</b>	<b>-0.5</b>	<b>5</b>	<b>0</b>



# BOOGIE BASHAM

Age: 25 (December 16, 1997)  
 NFL EXP: 3 Years  
 Hometown: Roanoke, VA  
 Twitter: @Almighty\_Basham

Height: 6-3      Weight: 274  
 Acquired: Draft (2021, R2)  
 College: Wake Forest  
 Instagram: @b009\_\_

## FIRST-AND-10

**BOOGIE BASHAM** is in his 3rd season in Buffalo after being selected in the 2nd round (61st overall) from Wake Forest in 2021.

## SHOUTOUTS

- Posted sack of Skylar Thompson in AFC Wild Card game vs. Mia. (1/15/23).
- Sacked Kirk Cousins vs. Min (11/13/22).
- Recovered a fumble vs. Ten (9/19/22).
- Registered a sack and his first career interception of Matthew Stafford in season-opening victory at LAR (9/8/22).
- Recorded a sack of Mac Jones in his first NFL playoff game vs. NE (1/15/22).
- Brought down QB Zach Wilson vs. NYJ (1/9/22).
- In first NFL game vs. Hou (10/3/21), registered a sack of Davis Mills.
- Finished 4-year career at Wake Forest with 20.5 sacks (4th most in school history), 173 tackles, 4 forced fumbles and 3 fumble recoveries in 45 games.
- Registered 5 sacks and 28 tackles in 7 games in a pandemic-shortened 2020.
- Posted 2 tackles and a sack of Trevor Lawrence vs. Clemson (9/12/20).
- Had a career-best 11 sacks to go along with 57 tackles in 2019. The 11 sacks were the 2nd most ever in school history and helped him earn first team All-ACC honors. Also posted 3 forced fumbles.
- Posted a career-high 2.5 sacks vs. North Carolina (9/13/19) and vs. Duke (11/23/19).
- In 2018, had a career-high 64 tackles with 4.5 sacks and 2 fumble recoveries.

## IF YOU HAVEN'T HERD

### EARNED EVERYTHING HE GOT

Before Boogie Basham was a teenager, his father taught him how to use a push lawnmower. Come junior high, Basham learned how to operate a zero-turn. By high school, he had upgraded to a riding grass cutter.

Carlos Basham Sr. is a contractor with his own lawn care business. Whenever Boogie was home for summer breaks, he'd hit the grass with his old man, going house to house. From 8 a.m. till dusk, Boogie would do it all, and often without complaint. He got paid for this, of course, and he knew that he would earn everything he got.

If that meant sacrificing video games for the damp Virginia air, so be it. He welcomes any environment so long as he has room to operate. "I like being outdoors," he said. "I like going to the woods and just not being cooped up in one place all at once." **(Matt Fortuna, The Athletic, Nov. 10, 2020)**

### ANATOMY OF A NICKNAME

He has gone by "Boogie" since he was just a few months old, a name given to him by family friend Tameka Cooper, who would see the little ball of energy bounce on his mother's leg anytime he heard music, with Mom humming along Boogie Woogie Woogie. No one calls him by his birth name, Carlos; not even his father, who is a "Sr." in name only. **(Matt Fortuna, The Athletic, Nov. 10, 2020)**

## PERSONAL

Is the son of Carlos, Sr. and Crystal Basham, a nurse. His cousin, Tarell Basham is defensive end for the Cincinnati Bengals. Was a two-sport star playing basketball and football in high school and averaged 20 points and 10 rebounds on the court which was aided by a tremendous growth spurt in middle school (5-5 to 6-2). Hobbies include collecting shoes and working on his Dodge Challenger. Earned a degree in communications. Full name: Carlos Basham, Jr.



# BOOGIE BASHAM

DEFENSIVE END - 55



## QB HUNTER

One of Basham's favorite hobbies is working on and detailing Dodge Challengers, a car that he has upgraded and traded in since his 18th birthday. His vanity license plate on it currently reads "QB Hunter."

"That's who I am, that's what I wanna be known as," he told The Athletic. "I'm strictly about football, nothing else. That's pretty much how I carry myself."

## THE STAMPEDE

### FAVORITE ATHLETES

#### GROWING UP:

Allen Iverson and Michael Vick

#### FAVORITE MOVIE:

Scarface

#### TOP OF BUCKET LIST:


Go to Antarctica

#### HIDDEN TALENT:

Archery (he competed on his middle school archery team)

#### FAVORITE TV SHOW:

Law & Order



## BOOGIE BASHAM'S NFL REGULAR SEASON DEFENSIVE STATISTICS

DATE	TEAM	GP	TACKLES										INTERCEPTIONS					FUMBLES					ST					MISC				
			GS	TK	S	A	TFL	YDS	SK	YDS	QBH	NO	YDS	LG	TD	PD	FF	FR	TD	YDS	TK	S	A	FF	FR	S	A					
2021	Bills	8	0	18	11	7	4	27	2.5	24.0	3	0	0	0	0	0	0	0	0	0	0	0	0	0	0	0	0					
2022	Bills	15	0	19	9	10	1	3	2.0	3.0	5	1	21	21	0	2	0	1	0	1	0	0	0	0	0	0						
<b>TOTALS</b>		<b>23</b>	<b>0</b>	<b>37</b>	<b>20</b>	<b>17</b>	<b>5</b>	<b>30</b>	<b>4.5</b>	<b>27.0</b>	<b>8</b>	<b>1</b>	<b>21</b>	<b>21</b>	<b>0</b>	<b>2</b>	<b>0</b>	<b>1</b>	<b>0</b>	<b>1</b>	<b>0</b>	<b>0</b>	<b>0</b>	<b>0</b>	<b>0</b>	<b>0</b>						

## BOOGIE BASHAM'S NFL POSTSEASON DEFENSIVE STATISTICS

DATE	TEAM	GP	TACKLES										INTERCEPTIONS					FUMBLES					ST					MISC				
			GS	TK	S	A	TFL	YDS	SK	YDS	QBH	NO	YDS	LG	TD	PD	FF	FR	TD	YDS	TK	S	A	FF	FR	S	A					
2021	Bills	2	0	6	5	1	1	4	1.0	4.0	1	0	0	0	0	0	0	0	0	0	0	0	0	0	0	0						
2022	Bills	2	0	5	2	3	1	7	1.0	7.0	2	0	0	0	0	1	0	0	0	0	0	0	0	0	0							
<b>TOTALS</b>		<b>4</b>	<b>0</b>	<b>11</b>	<b>7</b>	<b>4</b>	<b>2</b>	<b>11</b>	<b>2.0</b>	<b>11.0</b>	<b>3</b>	<b>0</b>	<b>0</b>	<b>0</b>	<b>0</b>	<b>1</b>	<b>0</b>	<b>0</b>	<b>0</b>	<b>0</b>	<b>0</b>	<b>0</b>	<b>0</b>	<b>0</b>	<b>0</b>							

## SINGLE-GAME HIGHS: DEFENSIVE

**Total Tackles** 4 vs. New York Jets, Dec 11, 2022  
**Solo Tackles** 3 vs. Carolina Panthers, Dec 19, 2021  
**Sacks** 1.0 at Los Angeles Rams, Sep 08, 2022  
**Passes Defensed** 1 at Miami Dolphins, Sep 25, 2022

**Fumble Recoveries** 1 vs. Tennessee Titans, Sep 19, 2022  
**Tackles For Loss** 1 vs. New York Jets, Jan 09, 2022  
**Interceptions** 1 at Los Angeles Rams, Sep 08, 2022





# TYLER BASS

Age: **26** (February 14, 1997)  
 NFL EXP: **4 Years**  
 Hometown: **Irmo, SC**  
 Twitter: **@tbass\_xvi**

Height: **5-10**      Weight: **183**  
 Acquired: **Draft (2020, R6)**  
 College: **Georgia Southern**  
 Instagram: **@tbass\_xvi**

## FIRST-AND-10

**TYLER BASS** signed a four year extension with the Bills in 2023, extending his stay in Buffalo through 2027. Bass was originally selected by the team in the sixth round (188th overall) of the 2020 draft. Prior to joining the Bills, he had a four-year career at Georgia Southern (2016-19). He was the first-ever player from GSU to be drafted by the Bills.

## SHOUTOUTS

- Since entering the NFL in 2020, Bass ranks third among all players with 405 points.
- Bass ranks eighth on the Bills all-time scoring list.
- Is the first player in team history to score 120+ points in three seasons (141 in 2020, 135 in 2021 and 129 in 2022.)
- Earned AFC Special Teams Player of the Month honors twice in his career (November 2022 and October 2021).
- Was 6-6 on FGs vs. Cle. (11/20/22), tying a single-game team record for FGs made. His 19 points were a single-game career high.
- Was successful on a career-best 17 consecutive FG attempts, tied for the second longest streak in Bills history.
- Scored 141 points in the 2020 season, setting a franchise record for most points in a single season (previously Steve Christie, 140 - 1998).
- Connected on a 54-yard FG in the Wild Card game vs. Ind. (1/9/21), marking the longest FG by a rookie kicker in NFL playoff history and tying Steve Christie (1993) for the longest FG in Bills' playoff history.

## PERSONAL

The son of Ron and Kathy Bass. Has a younger sister, Abby. Proposed to his fiancée, Ryan, in June 2023. Graduated from Georgia Southern with a degree in marketing and a double minor in finance and business management.

## IF YOU HAVEN'T HERD

### PLAYING FOR MORE

When asked who his inspiration is, Tyler Bass is quick to answer his grandmother.

"My grandma was actually at practice with me every day," Bass told Georgia Southern. "She also was battling breast cancer at the time but she didn't miss a practice or a game, so that gives me a lot of strength."

His grandma has been involved in his football career from the start. When Bass decided to try out for the football team in ninth grade, she brought him to tryouts. Once he made it, she would take him to practice when he couldn't drive. She would also bring snacks and meals to make sure he was performing.

She was diagnosed with breast cancer when he was a senior in high school and had to go through chemotherapy for treatment. She has never missed a game of his, home or away, even through treatment. Her battle taught him not to be afraid of any challenge in front of him.

## BUFFALO TRACKS

### NFL SCORING LEADERS SINCE 2020

Player	Points Scored
1. Daniel Carlson (LV)	431
2. Justin Tucker (BAL)	409
<b>3. Tyler Bass (BUF)</b>	<b>405</b>
4. Nick Folk (NE)	386
5. Ryan Succop (TB)	384

### BILLS SINGLE SEASON SCORING LEADERS

Player	Season	Points Scored
<b>1. Tyler Bass</b>	<b>2020</b>	<b>141</b>
2. Steve Christie	1998	140
3. O.J. Simpson	1975	138
<b>4. Tyler Bass</b>	<b>2021</b>	<b>135</b>
5. Dan Carpenter	2014	133





# TYLER BASS

## KICKER - 2

### THE STAMPEDE

#### FAVORITE ATHLETE FROM ANOTHER SPORT:

Lionel Messi

#### FIRST JOB:

Working for his uncle

#### FAVORITE MUSICAL ARTIST:

Drake

#### HIDDEN TALENT:

Can draw

#### DREAM SPORTING EVENT TO ATTEND:


Any World Cup match

#### FAVORITE MOVIE:

The Dark Knight

#### FAVORITE FOOD:

Chicken Alfredo



### FOR MAMAW

Tyler Bass' signature look is eye black, but only on one eye. When asked why he chooses to do so, he responded with an ode to his Mamaw.

"It's just something I do... make me feel like more than a kicker at times," Bass said. "I kind of use it and it kind of gives me a little confidence and it's just something I do. I had one [eye black] my last game of my college career. I had an 'M'... that was for my grandma," Bass said.

### TYLER BASS' NFL REGULAR SEASON KICKING STATISTICS

DATE	TEAM	GP	FGM	FGA	PCT.	LG	XP	XPA	PCT.	BLK	PTS
2020	Bills	16	28	34	82.4	58	57	59	96.6	0	141
2021	Bills	17	28	32	87.5	57	51	51	100.0	0	135
2022	Bills	16	27	31	87.1	56	48	50	96.0	2	129
<b>TOTALS</b>		<b>49</b>	<b>83</b>	<b>97</b>	<b>85.6</b>	<b>58</b>	<b>156</b>	<b>160</b>	<b>97.5</b>	<b>2</b>	<b>405</b>

### TYLER BASS' NFL POSTSEASON KICKING STATISTICS

DATE	TEAM	GP	FGM	FGA	PCT.	LG	XP	XPA	PCT.	BLK	PTS
2020	Bills	3	7	9	77.8	54	5	6	83.3	0	26
2021	Bills	2	0	0	0.0	0	9	11	81.8	0	9
2022	Bills	2	3	3	100.0	39	5	5	100.0	0	14
<b>TOTALS</b>		<b>7</b>	<b>10</b>	<b>12</b>	<b>83.3</b>	<b>54</b>	<b>19</b>	<b>22</b>	<b>86.4</b>	<b>0</b>	<b>49</b>



# TYLER BASS

**KICKER - 2**

## TYLER BASS' NFL REGULAR SEASON FIELD-GOAL ACCURACY STATISTICS

DATE	TEAM	1-19	PCT.	20-29	PCT.	30-39	PCT.	40-49	PCT.	50+	PCT.
2020	Bills	1-1	100.0	9-9	100.0	6-9	66.7	8-9	88.9	4-6	66.7
2021	Bills	0-0	0.0	15-15	100.0	7-8	87.5	4-5	80.0	2-4	50.0
2022	Bills	0-0	0.0	4-4	100.0	11-13	84.6	10-11	90.9	2-3	66.7
<b>TOTALS</b>		<b>1-1</b>	<b>100.0</b>	<b>28-28</b>	<b>100.0</b>	<b>24-30</b>	<b>80.0</b>	<b>22-25</b>	<b>88.0</b>	<b>8-13</b>	<b>61.5</b>

## TYLER BASS' NFL POSTSEASON FIELD-GOAL ACCURACY STATISTICS

DATE	TEAM	1-19	PCT.	20-29	PCT.	30-39	PCT.	40-49	PCT.	50+	PCT.
2020	Bills	0-0	0.0	3-3	100.0	0-0	0.0	1-3	33.3	3-3	100.0
2021	Bills	0-0	0.0	0-0	0.0	0-0	0.0	0-0	0.0	0-0	0.0
2022	Bills	0-0	0.0	1-1	100.0	2-2	100.0	0-0	0.0	0-0	0.0
<b>TOTALS</b>		<b>0-0</b>	<b>0.0</b>	<b>4-4</b>	<b>100.0</b>	<b>2-2</b>	<b>100.0</b>	<b>1-3</b>	<b>33.3</b>	<b>3-3</b>	<b>100.0</b>

## SINGLE-GAME HIGHS: KICKER

**Field Goals Made** 6 vs. Cleveland Browns, Nov 20, 2022  
**Field Goal Attempts** 8 at New York Jets, Oct 25, 2020  
**Longest Field Goals Made** 58 at Arizona Cardinals, Nov 15, 2020  
**Longest Field Goals Attempt** 61 vs. Seattle Seahawks, Nov 08, 2020  
**PATs Made** 8 vs. Miami Dolphins, Jan 03, 2021  
**PAT Attempts** 8 vs. Miami Dolphins, Jan 03, 2021

**Points** 19 vs. Cleveland Browns, Nov 20, 2022  
**Special Teams Tackles** 1 vs. New England Patriots, Jan 08, 2023  
**Kickoff Average** 65.8 at Miami Dolphins, Sep 19, 2021  
**Extra Point Attempt Percentage** 100.0 vs. New England Patriots, Jan 08, 2023  
**Field Goal Percentage** 100.0 vs. Cleveland Browns, Nov 20, 2022  
**Touchbacks** 9 vs. Miami Dolphins, Jan 03, 2021



# RYAN BATES

Age: **26** (February 14, 1997)  
 NFL EXP: **5 Years**  
 Hometown: **Warminster, PA**  
 Twitter: **@52batesryan**

Height: **6-4**      Weight: **302**  
 Acquired: **Trade (2019, PHI)**  
 College: **Penn State**  
 Instagram: **@batesryan52**

## FIRST-AND-10

**RYAN BATES** is in his 5th season in Buffalo after being acquired by the Bills in a trade with Philadelphia for DE Eli Harold on August 9, 2019. A valuable and versatile member of the offensive line, Bates signed a 4-year contract extension in 2022 after the Bills matched the Bears offer sheet. He entered the NFL as an undrafted free agent signed by the Eagles from Penn State in 2019.

## SHOUTOUTS

- In 2022, started 13 games at right guard and 2 at center in the regular season and both playoff games at right guard.
- Started at center at Det. (11/24/22) and at Chi. (12/24/22), replacing Mitch Morse.
- Started a season opener (at RG) for the first time in NFL career at LAR (9/8/22).
- Started 4 games in 2021, including the final 3 regular season games in which the Bills did not allow a sack to their QB. Also started both playoff games.
- Started first NFL game as a tackle-eligible vs. Hou. (10/3/21).
- Played in all 16 games and 3 playoff games in 2020.
- Played in 8 games as a rookie in 2019. Saw first NFL action at Ten. (10/6/19).
- Played 37 games at Penn St. (2016-18), including 34 starts at various positions.
- Started all 14 games as a redshirt freshman in 2016 and earned Freshman All-American honors. Blocked for Big Ten Offensive player of the year Saquon Barkley.
- Won back-to-back PIAA Class AAA state titles in 2013 and 2014 at Archbishop Wood High School.

## IF YOU HAVEN'T HERD

### LIFE LESSONS

Bates credits his high school offensive line coach, Mike Carey, for the lessons learned at Archbishop Wood. "He taught me a lot about life," Bates said. "Way more than just football. He talked to me about resiliency, discipline and he just believed in me. We still text and talk." He also took good notes while playing in Philadelphia in 2019. He spoke about the little things Jason Peters would point out to him. "Things like where your inside hand needs to be or where to plant your outside foot. All the small but important details."

### UPLIFTING ATHLETES

Bates works with Uplifting Athletes, a charity that helps raise awareness and funds for children battling rare diseases. "I love that they have a direct effect on helping kids who can't afford treatment. I began working with Athletes Helping Athletes in high school and volunteered as a freshman at Penn State with Uplifting Athletes. Penn State football takes great pride in it."

## PERSONAL

Son of Norman Bates and Theresa Strocen-Bates. Has a sister, Anna. His uncle, Doug Macauley, played football at Tulsa. Hobbies include hunting and fishing. Began playing football in the 5th grade for the Bucks-Mont Saints. Earned degree in labor and employment relations.

## BUFFALO TRACKS

### REGULAR SEASON GAMES PLAYED/STARTED

2019 (Buf, 8/0), 2020 (Buf, 16/0), 2021 (Buf, 17/4), 2022 (Buf, 15/15) ... Totals (56/19)

### POST-SEASON GAMES PLAYED/STARTED

2019 (Buf, 0/0), 2020 (Buf, 3/0), 2021 (Buf, 2/2), 2022 (Buf, 2/2) ... Totals (7/4)



# RYAN BATES

OFFENSIVE LINE - 71

## THE STAMPEDE

**FAVORITE ATHLETE  
GROWING UP:**

Brian Westbrook (he had a Fathead of him in his room)

**FAVORITE LATE NIGHT  
SNACK:**

Honey Nut Cheerios

**TOP BUCKET LIST ITEM:**

Go to Oktoberfest in Germany

**FIRST JOB:**

Camp counselor at Camp Real in Pennsylvania



**IF YOU COULD PLAY ANY  
OTHER SPORT:**

Golf

**FAVORITE MOVIE:**


Step Brothers

**FAVORITE MUSICAL ARTIST:**

Luke Combs

**NICKNAMED:**

Rick (started by former Bills TE Nate Becker)







# CHRISTIAN BENFORD

Age: 22 (September 21, 2000)

Height: 6-1

Weight: 205

NFL EXP: 2 Years

Acquired: Draft (2022, R6)

Hometown: Randallstown, MD

College: Villanova

Instagram: @thetruecb\_

## FIRST-AND-10

**CHRISTIAN BENFORD** was selected by the Bills in the sixth round (180th overall) in 2022. Benford becomes the first Villanova player to ever be drafted by the Bills.

## SHOUTOUTS

- During his first NFL season in 2022, started five-of-nine games played and accumulated 24 tackles, one INT and five passes defended.
- Tallied his first career INT vs. MIN (11/13/22).
- Started in his NFL debut at LAR (9/8/22).
- Finished his four-year career at Villanova, playing in 36 games and accumulating 137 tackles, 14 interceptions and 47 passes defended.
- Named a CAA Football First Team Defense selection in 2021. Played in 13 games during his final collegiate season, recording 39 tackles, seven INTs and 18 passes defended.
- Earned CAA Football First Team Defense honors for the spring 2021 season after starting all four games at corner and registering 18 tackles on the year, including 16 solo stops and two assisted tackles.
- In 2019, was named a CAA Football First Team Defense selection. Played in 10 games with seven starts and had 31 tackles (24 solo, seven assisted) to go along with five pass breakups and one interception.

## PERSONAL

The son of Jewell Benford and the late Christel Perry. Has three sisters (Jewel, Aleasha & Courtney) and a brother (Sammy). Has a son, Calvin Benford. Attended Randallstown High School. In 2020 he earned CAA Commissioner's Academic Honor Roll, as well as Villanova's Athletic Director Honor Roll. Graduated with a degree in psychology, communications & sociology.

## IF YOU HAVEN'T HERD

### PLAYING FOR MORE

Benford grew up in Randallstown, Md., a suburb of Baltimore. During the spring 2021 season – the Wildcats season was moved from the fall because of the Covid-19 pandemic – Benford's mother, Christel, was hospitalized. Before a game against Stony Brook, Benford texted with his mom and thought she was doing well. Tragically, he found out after the game that she had suffered a medical setback and died. Loss has been a constant in Benford's life, which explains the heart tattoo on his right cheekbone. Half of it is colored in, the other half is not, signifying part of his heart being gone.

When asked how it could be that he didn't appear as a rookie to be afraid of any situation, Benford traced it back to those Maryland roots. "It's from where I grew up, the city," he said. "I'm going to be honest, when I was younger, I had confidence, but it was more so that I just wasn't afraid of anything. As I got older, I learned more about how to be more confident and continue to not be afraid."

"I continuously kept my confidence high. Regardless if you're first round, undrafted, sixth round, your confidence has to stay the same," Benford said. "My mindset (is) going to stay the same. I felt I could ball. I felt I could be the best. Regardless of the situation, my confidence always has me feeling that way." (Buffalo News, Jay Skurski, June 11, 2023)

## THE STAMPEDE

**Pregame ritual:** Eat a Fruit Roll-Ups

**Favorite food:** Seafood

**Favorite movie:** Little Giants

**Favorite TV show:** Good Times

**Favorite ice cream:** Cookies N' Cream


**Favorite musical artist:** Drake

**Bucket list item:** Sky diving

**Skill he wants to learn:** How to sing

**Pets:** Has a dog named Faith

**Favorite players growing up:** Ray Lewis & Ed Reed





# CHRISTIAN BENFORD

**CORNERBACK - 47**

## CHRISTIAN BENFORD'S NFL REGULAR SEASON DEFENSIVE STATISTICS

DATE	TEAM	GP	TACKLES										INTERCEPTIONS					FUMBLES					ST				MISC	
			GS	TK	S	A	TFL	YDS	SK	YDS	QBH	NO	YDS	LG	TD	PD	FF	FR	TD	YDS	TK	S	A	FF	FR	S	A	
2022	Bills	9	5	24	17	7	1	4	0.0	0.0	0	1	35	35	0	5	0	0	0	0	0	0	0	0	0	0	0	0
<b>TOTALS</b>		<b>9</b>	<b>5</b>	<b>24</b>	<b>17</b>	<b>7</b>	<b>1</b>	<b>4</b>	<b>0.0</b>	<b>0.0</b>	<b>0</b>	<b>1</b>	<b>35</b>	<b>35</b>	<b>0</b>	<b>5</b>	<b>0</b>	<b>0</b>	<b>0</b>	<b>0</b>	<b>0</b>	<b>0</b>	<b>0</b>	<b>0</b>	<b>0</b>	<b>0</b>	<b>0</b>	

## SINGLE-GAME HIGHS: DEFENSIVE

**Total Tackles** 7 vs. Minnesota Vikings, Nov 13, 2022  
**Solo Tackles** 5 vs. Minnesota Vikings, Nov 13, 2022  
**Passes Defensed** 3 vs. Minnesota Vikings, Nov 13, 2022

**Tackles For Loss** 1 vs. Tennessee Titans, Sep 19, 2022  
**Interceptions** 1 vs. Minnesota Vikings, Nov 13, 2022  
**Interception Return Yards** 35 vs. Minnesota Vikings, Nov 13, 2022



# TERREL BERNARD

Age: 24 (May 7, 1999)  
 NFL EXP: 2 Years  
 Hometown: La Porte, TX  
 Twitter: @TerrelBernard\_2

Height: 6-1      Weight: 224  
 Acquired: Draft (2022, R3)  
 College: Baylor  
 Instagram: @terrelbernard\_2

## FIRST-AND-10

**TERREL BERNARD** was selected by the Bills in the third round (89th overall) in 2022 after spending his collegiate career at Baylor. Earned Sugar Bowl MVP honors in his last collegiate game after tying a Sugar Bowl record with 20 tackles and two sacks.

## SHOUTOUTS

- Recorded his first defensive tackles of his NFL career with 3 vs. TEN (9/19/2022).
- Made his NFL debut with 11 snaps on special teams at LAR (9/8/22).
- Totaled 320 tackles (173 solo), 22.5 tackles for a loss, 12 sacks, 3 interceptions, 11 passes defended and 3 fumble recoveries during his time as a Bear.
- Earned first team All-Big 12 honors and for his standout play as a senior in 2021. Served as a team captain and started 13 games on the year. Finished fifth in the Big 12 in total tackles with 106 on the season. Also had 3.5 tackles for a loss, three sacks and four passes defended on the year.
- Saved his best performance for his last as he took home Sugar Bowl MVP honors after tying a Sugar Bowl record with 20 tackles and two sacks to help Baylor to a 21-7 victory over Ole Miss (1/1/2022).
- Played in five games in 2020 and earned second team All-Big 12 honors for his play. Totaled 55 tackles, 6.5 tackles for a loss, 3.5 sacks and an interception.
- Appeared in all 14 games and earned second team All-Big 12 honors in 2019.

## PERSONAL

The son of Laura Bernard. Graduated with a degree in health, kinesiology and leisure studies. Pursuing a master's degree in sports management.

## IF YOU HAVEN'T HERD

### LEAD THE WAY

Bernard didn't just earn the respect of his teammates at Baylor because of his all-Big 12 caliber play. He also earned it through the hard work he put in to overcome injuries and through his ability to lead others.

He didn't show up at Baylor ready to lead as a freshman and made sure to observe the veterans ahead of him to see the right way to do things.

"I think it's something you learn," Bernard said to the Waco Tribune-Herald. "It helps to see other leaders and take things from them. So I think I've taken bits and pieces from players and coaches, and people outside of football. I kind of tried to implement that into my personality and try to get the best from people around me. I think that's what being a leader is all about."

"Terrel is a physical and a tough guy," Baylor head coach Dave Aranda said. "He feels a lot, and he's got a great heart, and I think things really matter to him. It's more than lip service with him."

## THE STAMPEDE

### FAVORITE MOVIE:

Forrest Gump

### UNIQUE HOBBIES:

Painting and Juggling

### FAVORITE ACTOR:

Tom Hanks

### FAVORITE ICE CREAM:

Blue Bell Vanilla

### BUCKET LIST ITEM:

Visit Africa





# TERREL BERNARD

**LINEBACKER - 43**

## TERREL BERNARD'S NFL REGULAR SEASON DEFENSIVE STATISTICS

DATE	TEAM	GP	GS	TACKLES							INTERCEPTIONS					FUMBLES					ST				MISC		
				TK	S	A	TFL	YDS	SK	YDS	QBH	NO	YDS	LG	TD	PD	FF	FR	TD	YDS	TK	S	A	FF	FR	S	A
2022	Bills	16	1	16	7	9	0	0	0.0	0.0	0	0	0	0	0	0	0	0	0	0	0	6	4	2	0	0	0
<b>TOTALS</b>		<b>16</b>	<b>1</b>	<b>16</b>	<b>7</b>	<b>9</b>	<b>0</b>	<b>0</b>	<b>0.0</b>	<b>0.0</b>	<b>0</b>	<b>0</b>	<b>0</b>	<b>0</b>	<b>0</b>	<b>0</b>	<b>0</b>	<b>0</b>	<b>0</b>	<b>0</b>	<b>6</b>	<b>4</b>	<b>2</b>	<b>0</b>	<b>0</b>	<b>0</b>	

## TERREL BERNARD'S NFL POSTSEASON DEFENSIVE STATISTICS

DATE	TEAM	GP	GS	TACKLES							INTERCEPTIONS					FUMBLES					ST				MISC		
				TK	S	A	TFL	YDS	SK	YDS	QBH	NO	YDS	LG	TD	PD	FF	FR	TD	YDS	TK	S	A	FF	FR	S	A
2022	Bills	1	0	0	0	0	0	0	0.0	0.0	0	0	0	0	0	0	0	0	0	0	0	1	0	1	0	0	0
<b>TOTALS</b>		<b>1</b>	<b>0</b>	<b>0</b>	<b>0</b>	<b>0</b>	<b>0</b>	<b>0</b>	<b>0.0</b>	<b>0.0</b>	<b>0</b>	<b>0</b>	<b>0</b>	<b>0</b>	<b>0</b>	<b>0</b>	<b>0</b>	<b>0</b>	<b>0</b>	<b>0</b>	<b>1</b>	<b>0</b>	<b>1</b>	<b>0</b>	<b>0</b>	<b>0</b>	

## SINGLE-GAME HIGHS: DEFENSIVE

**Total Tackles** 7 at New York Jets, Nov 06, 2022  
**Solo Tackles** 3 vs. Pittsburgh Steelers, Oct 09, 2022

**Special Teams Tackles** 4 at Kansas City Chiefs, Oct 16, 2022





# IKE BOETTGER

Age: **28** (October 5, 1994)  
 NFL EXP: **6 Years**  
 Hometown: **Cedar Falls, IA**  
 Twitter: **@ikeboettger**

Height: **6-6**      Weight: **313**  
 Acquired: **Waivers (2018, KC)**  
 College: **Iowa**  
 Instagram: **@ikeboettger**

## FIRST-AND-10

**IKE BOETTGER** is in his 6th season in Buffalo after being originally signed by the Bills as an undrafted free agent from Iowa following the 2018 draft. He had a brief stint on the Chiefs active roster in 2018 before being claimed off waivers by the Bills later that season.

## SHOUTOUTS

- Returned from an Achilles injury suffered late in the 2021 season to see action in 1 game for the Bills in 2022.
- Started in a career-high 10 games in 2021 while playing in 15 (also a career high).
- Made his first start of the 2021 season vs. Hou. (10/3/21).
- Started in all 3 of the Bills playoff games in 2020.
- Logged 622 snaps (57.2%) during the 2020 season.
- Started in five consecutive games to close the Bills 2020 regular season campaign.
- Earned his first career start in the Bills win at the Jets (10/25/20).
- Saw his first NFL action in Week 13 at Mia. (12/2/18), coming in at right guard.
- Played in 4 games in 2018 season and 2 in 2019.
- Received honorable mention All-Big Ten status in 2016.
- Started and played in 12 games for the Hawkeyes during the 2016 season.

## BUFFALO TRACKS

### REGULAR SEASON GAMES PLAYED/STARTED

2018 (Buf, 4/0), 2019 (Buf, 2/0), 2020 (Buf, 12/7), 2021 (Buf, 15/10), 2022 (Buf, 1/0) ... Totals (34/17)

### POST-SEASON GAMES PLAYED/STARTED

2020 (Buf, 3/3) ... Totals (3/3)

## IF YOU HAVEN'T HERD

### “THE ULTIMATE GLUE GUY”

“He is the ultimate glue guy and is one of the best teammates a player can ask for. He is my best friend on the team. His resiliency is absolutely off the charts. No obstacle is too daunting for him.”

Those are the words of Bills Pro Bowl center Mitch Morse, who says a prayer with Boettger before each game.

Morse has had a front row to seat to the adversity Boettger has overcome during the last two seasons after he tore his Achilles tendon late in the 2021 season and missed all but one game in 2022.

Boettger credits his family and faith for getting him through it all. “For a while, I called myself my wife’s third child. She did a lot for me and our whole family during that time.”

“There were some hard days, no doubt. But I kept believing that however hard it got, you have to make the most of every single day.”

### HOME MADE SCOTCHAROOS

Growing up in Cedar Falls, Iowa, Boettger would help his mother at a store she owns and operates called Barn Happy, which sells Iowa-made food, desserts, arts, crafts and gift baskets. He especially remembers making Scotcharoos, which are a peanut butter base with rice krispies treats and a chocolate topping. For more information, log onto [BarnHappy.net](http://BarnHappy.net).

## PERSONAL

He and his wife, Katie, have a son, Clay, and a daughter, Kiley Grace. Is the son of Tim and Kris Boettger. Has a sister, Adrienne. Competed in football and basketball at Cedar Falls High School. Graduated from Iowa with a degree in enterprise leadership.



# IKE BOETTGER

GUARD - 65

## THE STAMPEDE

**PREGAME RITUAL:**

Pray with Mitch Morse

**FIRST SPORTS JERSEY:**

Randy Moss

**FAVORITE OLYMPIC SPORT:**


All track & field events

**BEST ADVICE:**

Take life one day at a time

**DREAM SPORTING EVENT TO ATTEND:**

Formula One race in Monaco



**FAVORITE FOOD:**

Mom's chicken enchiladas

**FAVORITE MOVIE:**

Remember the Titans

**FAVORITE TV SHOW:**

Ted Lasso

**FAVORITE VACATION SPOT:**

Hawaii

**FAVORITE ICE CREAM FLAVOR:**

Oreo - Cookie Dough



# NICK BROEKER



Age: **22** (October 7, 2000)  
 NFL EXP: **Rookie**  
 Hometown: **Springfield, IL**  
 Twitter: **@NickBro3ker**

Height: **6-4**      Weight: **305**  
 Acquired: **Draft (2023, R7)**  
 College: **Mississippi**  
 Instagram: **@nickbro3ker**

## FIRST-AND-10

**NICK BROEKER** was selected by the Bills in the seventh round (230th overall) in 2023. Broeker played for Ole Miss for four seasons (2019-22). Broeker is the first player out of Ole Miss drafted by the Bills since Dawson Knox in the third round of 2019.

## SHOUTOUTS

- Appeared in 48 career contests as a Rebel, not missing one game in his four years in Oxford. Started 23 career games at left tackle and 13 at left guard.
- In 2022, earned second team All-America accolades (Walter Camp, FWAA, Phil Steele). Named first team All-SEC (Phil Steele). Started all 13 games at left guard. Did not allow a sack all season in 472 pass blocks. Played 994 snaps at left guard and 20 at left tackle.
- Won the 2022 Kent Hull Trophy for the best offensive lineman in the state of Mississippi.
- In 2021, started all 13 games at left tackle, playing in nearly all offensive snaps (927). Allowed just two sacks in 497 pass blocking snaps. Blocked for the sixth-ranked total offense (492.5) in the country, as well as the No. 12 rushing offense (217.6).
- Started every game for the Rebels at left tackle in 2020, credited with only allowing two sacks in 432 pass blocks.
- In 2019 as a true freshman, was named to the 247Sports' True Freshman All-American team and honorable mention Freshman All-American by Pro Football Focus. Appeared in all 12 games at the left tackle position.

## PERSONAL

Last name is pronounced BRO-kurr. The son of John and Missy Broeker, has one brother. Majored in general business. Also played basketball at Sacred Heart-Griffin High School. Enjoys playing golf and cooking in his free time.

## IF YOU HAVEN'T HERD

### THE LEFT SOCK WRAPPER

**Q: What are your game-day rituals? How do you like to prepare for a big game?**

As far as the week goes, I always just prepare the same with practicing hard and watching extra film. As far as game day goes, I always eat a Snickers and put the wrapper in my left sock. I did it before a basketball game when I was 12 or 13 years old and scored 40 points, so I haven't stopped since. **(Mud & Magnolias, Staff, September 2, 2022)**

### A WALL OF FAME CONNECTION

When Jake Thornton was growing up, the Buffalo Bills were the only team he followed. Now the offensive line coach at Auburn, Thornton is the grandson of Billy Shaw. Shaw played his entire career with the Bills when they were in the AFL. He is on the Wall of Fame, and in retirement would take his family to games. Thornton, who was the offensive line coach for two years at Ole Miss before moving to Auburn, has another reason to keep following the Bills after the team drafted guard Nick Broeker, one of his former Rebels players, in the seventh round.

"When I was sitting in my living room, and it popped across the screen, it was, number one, I was super proud for Nick Broeker, because he deserves it," Thornton told The Buffalo News. "He's earned it. And he is going to have a great career. And then, the childhood fan in me was just jumping for joy, because it was the Bills and my grandfather's connection there."

...

(Broeker) was also the winner of the 2022 Kent Hull Trophy, named after the Bills Wall of Famer and given to the best college offensive lineman in Mississippi.

"It feels pretty full circle," Broeker said. "It's really cool." **(Buffalo News, Katherine Fitzgerald, May 11, 2023)**





# CORTEZ BROUGHTON

Age: 26 (September 2, 1996) Height: 6-2 Weight: 293  
 NFL EXP: 4 Years Acquired: Free Agent (2022)  
 Hometown: Warner Robins, GA College: Cincinnati  
 Twitter: @tezb96 Instagram: @cortano96

## FIRST-AND-10

**CORTEZ BROUGHTON** joined the Bills in 2023 after spending a year with Kansas City (2021-22). Broughton entered the NFL in 2019 as a seventh round pick of the Los Angeles Chargers where he spent his first two years.

## SHOUTOUTS

- Deflected a pass from Drew Brees at NO (10/12/20). And finished the 2020 season playing in nine games registering four tackles.
- Posted four tackles (three solo) at TEN (10/20/19).
- Made his NFL debut, finishing with a solo stop at MIA (9/29/19).
- Started 13 games as one of the team captains in 2018 collected First-Team All-AAC honors. With 6.5 sacks and a team-high 17.5 tackles for loss. Added 51 tackles (31 solo), five passes defended and a forced fumble.
- Recorded 34 tackles, 3.5 tackles for loss, a sack and a fumble recovery while starting 12 games in 2017. Had his best game of the season in the finale, racking up six tackles and a tackle for loss against Connecticut. Recovered his fumble against Michigan.
- In 2016 he started all 12 games on his way to Second-Team All-AAC honors. Finished the season with 42 tackles (21 solo), 2.5 sacks and five tackles for loss. Added five passes defended and an INT, picking off the pass against Miami (OH).
- Saw action in 11 games during the 2015 season, totaling 28 tackles (12 solo), 1.5 tackles for loss and two passes defended. Blocked a kick at South Florida...Posted five tackles at Miami (Ohio) and versus Tulsa, setting season highs.

## IF YOU HAVEN'T HERD

### SUPPORT STAFF

When Cortez entered the league in 2019 he and the other defensive rookies of the Los Angeles Chargers visited Homeboy Industries as part of a day of service. The rookies toured the headquarters, spoke with staff and took a class learning to make tamales.

Homeboy Industries is the largest gang rehabilitation and re-entry program in the world. For over 30 years, they have provided training and support to formerly gang-involved and previously incarcerated people, allowing them to redirect their lives and become contributing members of our community.

Homeboy Industries provides hope, training and support to formerly gang involved and previously incarcerated men and women, allowing them to redirect their lives and become contributing members of the community.

"Everyone comes from a unique background and we as people are not on this Earth to judge but to help one another." Broughton said about the initiative of Homeboy Industries.

## PERSONAL

Son of Luther and Barabra Broughton. Has two brothers Khalil and Malik who played tightend for Georgia Southern and ran track for the University of Arkansas. Nickname is 'Tezz'. Played in the 2009 Little League World Series in Williamsport, PA, For the Warner Robins All-Stars. Earned a degree in operations management from Cincinnati.

## THE STAMPEDE

**FAVORITE ATHLETE:**  
David Ortiz

**BUCKET LIST ITEM:**  
Go to outer space

**PREGAME RITUAL:**  
Listen to Gospel and eat steak, eggs, and rice







# CORTEZ BROUGHTON

**DEFENSIVE TACKLE - 94**

## CORTEZ BROUGHTON'S NFL REGULAR SEASON DEFENSIVE STATISTICS

DATE	TEAM	GP	GS	TACKLES							INTERCEPTIONS					FUMBLES				ST				MISC			
				TK	S	A	TFL	YDS	SK	YDS	QBH	NO	YDS	LG	TD	PD	FF	FR	TD	YDS	TK	S	A	FF	FR	S	A
2019	Chargers	2	0	5	4	1	0	0	0.0	0.0	0	0	0	0	0	0	0	0	0	0	0	0	0	0	0	0	0
2020	Chargers	9	0	4	0	4	0	0	0.0	0.0	0	0	0	0	0	1	0	0	0	0	0	0	0	0	0	0	0
2021	Chargers	0	0	0	0	0	0	0	0.0	0.0	0	0	0	0	0	0	0	0	0	0	0	0	0	0	0	0	0
2021	Chiefs	1	0	0	0	0	0	0	0.0	0.0	0	0	0	0	0	0	0	0	0	0	0	0	0	0	0	0	0
2021	<b>TOTAL</b>	<b>1</b>	<b>0</b>	<b>0</b>	<b>0</b>	<b>0</b>	<b>0</b>	<b>0</b>	<b>0.0</b>	<b>0.0</b>	<b>0</b>	<b>0</b>	<b>0</b>	<b>0</b>	<b>0</b>	<b>0</b>	<b>0</b>	<b>0</b>	<b>0</b>	<b>0</b>	<b>0</b>	<b>0</b>	<b>0</b>	<b>0</b>	<b>0</b>	<b>0</b>	<b>0</b>
2022	Chiefs	0	0	0	0	0	0	0	0.0	0.0	0	0	0	0	0	0	0	0	0	0	0	0	0	0	0	0	0
<b>TOTALS</b>		<b>12</b>	<b>0</b>	<b>9</b>	<b>4</b>	<b>5</b>	<b>0</b>	<b>0</b>	<b>0.0</b>	<b>0.0</b>	<b>0</b>	<b>0</b>	<b>0</b>	<b>0</b>	<b>0</b>	<b>1</b>	<b>0</b>	<b>0</b>	<b>0</b>	<b>0</b>	<b>0</b>	<b>0</b>	<b>0</b>	<b>0</b>	<b>0</b>	<b>0</b>	<b>0</b>

## SINGLE-GAME HIGHS: DEFENSIVE

**Total Tackles** 4 at Tennessee Titans, Oct 20, 2019  
**Solo Tackles** 3 at Tennessee Titans, Oct 20, 2019

**Passes Defensed** 1 at New Orleans Saints, Oct 12, 2020

# SPENCER BROWN



Age: **25** (February 28, 1998)  
 NFL EXP: **3 Years**  
 Hometown: **Lenox, IA**  
 Twitter: **@TooTallo\_o**

Height: **6-8**      Weight: **311**  
 Acquired: **Draft (2021, R3)**  
 College: **Northern Iowa**  
 Instagram: **@skbrown8**

## FIRST-AND-10

**SPENCER BROWN** was drafted by the Bills in the third round (93rd overall) of the 2021 draft. Prior to joining the Bills, he played at Northern Iowa from 2016-20. Brown is the first Bill ever drafted from Northern Iowa.

## SHOUTOUTS

- Started 14 regular season games and both playoff matchups in 2022.
- As a rookie in 2021, started 10 games in the regular season and two playoff contests.
- Made first NFL start vs. Hou. (10/4/21).
- Played in 33 games with 32 starts during his time at Northern Iowa.
- Was named a preseason FCS All-American in 2020 before the season was postponed.
- Started every game at right tackle in 2019 and earned second team Missouri Valley Conference honors as he anchored the Panthers offensive line.
- Played in 13 games (12 starts) for Northern Iowa in his redshirt sophomore year in 2018.
- Played and started in five games for the Panthers as a redshirt freshman in 2017 before suffering a season-ending injury.
- Led all Iowa football players in solo sacks with 17 during his senior season. Earned first team all-state honors as a senior for his play at tight end and on defense.

## PERSONAL

The son of Liz Jessen and Kurt Brown. Has two siblings, Erica and Garrett. Earned a degree in communication from Northern Iowa. Competed in football, basketball, baseball, golf and track in high school.

## IF YOU HAVEN'T HERD

### LOYALTY TO NORTHERN IOWA

When the Missouri Valley Conference postponed the 2020 season to the spring of 2021 due to the COVID-19 pandemic, it was a true shot to the gut of Spencer Brown. Everything had been building to his senior year. He had high hopes not just for himself individually, but also for his team. From his point of view, Northern Iowa had a real chance at a championship.

When the news broke, coaches from Power 5 schools started reaching out to Brown in hopes he was going to transfer in order to bolster his draft stocks. Brown quickly put that to bed because there was no way he was going to be a part of anything that wasn't at Northern Iowa.



"I am not going to let someone else reap the benefits of what UNI did for me," he wrote on his Twitter account. "I did not want to go somewhere and be under a system of guys that didn't like me from the start. I'd never do that."

"It's as simple as that," Brown said to The Athletic. "I can't imagine playing with a bunch of guys that aren't my guys here."

## BUFFALO TRACKS

### REGULAR SEASON GAMES PLAYED/STARTED

2021 (Buf, 13/10), 2022 (Buf, 14/14) ... Totals (27/24)

### POST-SEASON GAMES PLAYED/STARTED

2021 (Buf, 2/2), 2022 (Buf, 2/2) ... Totals (4/4).



# SPENCER BROWN

TACKLE - 79

## THE STAMPEDE

**FAVORITE MOVIE:**

Miracle

**FAVORITE FOOD:**

Anything BBQ

**FIRST JOB:**

Mowing lawns

**FAVORITE ATHLETE:**

Peyton Manning and Walter Payton

**SKILL HE WOULD LIKE TO LEARN:**

How to play the piano

**FAVORITE ACTOR:**



Matthew McConaughey

**FAVORITE ICE CREAM:**

Strawberry

**FAVORITE TV SHOW:**

Peaky Blinders



### LEARNING FROM JOE

After his senior season at Northern Iowa was canceled due to COVID, Brown ended up heading to California to begin draft prep and was paired with former 49ers All-Pro Joe Staley to learn the ropes of life in the NFL.

"He is a real down to earth dude and was just teaching me the ropes, working either one-on-one or with other O-line guys they'd brought in," Brown said to The Creston News Advertiser. "He was a big help in helping me regroup and learn the techniques."





# KAMERON CLINE

Age: **25** (February 19, 1998)  
 NFL EXP: **1 year**  
 Hometown: **San Diego, CA**  
 Twitter: **@kameron\_cline**

Height: **6-4**      Weight: **275**  
 Acquired: **Free Agent (2023)**  
 College: **South Dakota**  
 Instagram: **@kameron\_cline**

## FIRST-AND-10

**KAMERON CLINE** joined the Bills in 2023 after entering the NFL in 2020 as an undrafted free agent with the Indianapolis Colts where he spent the 2020-22 seasons. He previously spent four seasons (2016-19) at South Dakota.

## SHOUTOUTS

- In his first three seasons, he saw action in five games and tallied three tackles (two solo).
- Appeared in 43 games (28 starts) at South Dakota and 121 tackles (67 solo), 22 tackles for loss, seven sacks, one pass defended, two forced fumbles, two fumble recoveries and one blocked kick.
- During his senior season in 2019, played in all 12 games (10 starts) and finished with 36 tackles (21 solo), 10 tackles for loss, four sacks, one pass defended, one forced fumble and one fumble recovery.
- Started seven games in 2018 and tallied 22 tackles (15 solo), 7.5 tackles for loss, one sack, one forced fumble and one fumble recovery.
- In 2017, saw action in all 13 games (11 starts) and registered 40 tackles (20 solo), 1.5 tackles for loss and one fumble recovery.
- As a true freshman in 2016, played in all 11 games and recorded 23 tackles (11 solo), 3.0 tackles for loss and two sacks.

## PERSONAL

Son of Shawn Cline. Got his degree in the spring of 2023 in General Studies at the University of South Dakota. Native of San Diego, California and attended Patrick Henry High School where he also played tight end where he caught 21 passes for 300 yards and four touchdowns, played basketball for the Patriots as well.

## IF YOU HAVEN'T HERD

### I LOVE YOU MOM

When Kameron was only 12 years old he lost his mother Amy to the rare disease of pulmonary hypertension. Which is a type of high blood pressure that affects the arteries in the lungs and the right side of the heart.

"I wasn't into football all that much and she died during the season so it was a dark time for the whole family. I was just thinking it can't get any worse than this so all I want to do is make her proud in whatever I was doing."

Kameron takes the love of his mother wherever he goes and uses it as fuel to continue pushing forward.

Throughout high school Cline was an excellent student and did not think about football just to get his grades, so recruitment was stale. "I did not know I needed a highlight tape," Cline said jokingly "I just thought if I performed well enough they would come find me."

And that's what he did when he played in the San Diego Friday Night League All-Star game where he was awarded a scholarship to South Dakota. "Was a matter of right place right time, I was late to the recruitment process but South Dakota was the right fit for me, but it did not matter where I went to school I just want to be a light like my mom was."

## THE STAMPEDE

**FIRST JOB:**  
Ace Hardware

**SPIRIT ANIMAL:**  
A tiger

**FAVORITE MOVIE:**  
I Am Legend

**FAVORITE ARTIST:**  
Kanye West







# KAMERON CLINE

**DEFENSIVE END - 96**

## KAMERON CLINE'S NFL REGULAR SEASON DEFENSIVE STATISTICS

DATE	TEAM	GP	GS	TACKLES							INTERCEPTIONS					FUMBLES					ST				MISC			
				TK	S	A	TFL	YDS	SK	YDS	QBH	NO	YDS	LG	TD	PD	FF	FR	TD	YDS	TK	S	A	FF	FR	S	A	
2020	Colts	1	0	2	1	1	0	0	0.0	0.0	0	0	0	0	0	0	0	0	0	0	0	0	0	0	0	0	0	0
2021	Colts	1	0	0	0	0	0	0	0.0	0.0	0	0	0	0	0	0	0	0	0	0	0	0	0	0	0	0	0	
2022	Colts	3	0	1	1	0	0	0	0.0	0.0	0	0	0	0	0	0	0	0	0	0	0	0	0	0	0	0	0	
<b>TOTALS</b>		<b>5</b>	<b>0</b>	<b>3</b>	<b>2</b>	<b>1</b>	<b>0</b>	<b>0</b>	<b>0.0</b>	<b>0.0</b>	<b>0</b>	<b>0</b>	<b>0</b>	<b>0</b>	<b>0</b>	<b>0</b>	<b>0</b>	<b>0</b>	<b>0</b>	<b>0</b>	<b>0</b>	<b>0</b>	<b>0</b>	<b>0</b>	<b>0</b>	<b>0</b>	<b>0</b>	

## SINGLE-GAME HIGHS: DEFENSIVE

**Total Tackles** 2 vs. Tennessee Titans, Nov 29, 2020

**Solo Tackles** 1 vs. Tennessee Titans, Nov 29, 2020

# JAMES COOK



Age: **23** (September 25, 1999)  
 NFL EXP: **2 Years**  
 Hometown: **Miami, FL**  
 Twitter: **@thegreat\_4**

Height: **5-11**      Weight: **190**  
 Acquired: **Draft (2022, R2)**  
 College: **Georgia**  
 Instagram: **@\_\_thegreat4**

## FIRST-AND-10

**JAMES COOK** was selected by the Bills in the second round (63rd overall) in 2022 after playing the last four seasons at Georgia. Played a key role in Georgia becoming the 2021 National Champions.

## SHOUTOUTS

- In his playoff debut against MIA (1/15/23) he had 12 rushing attempts for 39 yards and 1 TD. Became the 5th Bill to rush for a score in playoff debut and first since Darick Holmes and Tim Tindale both scored as rookies vs. MIA 12/30/95.
- Established a career high at CHI (12/24/22) with 99 rushing yards and tallied a touchdown score on a 27 yard rush.
- Caught his first receiving touchdown of NFL career on a 4 yard pass vs. MIA (12/17/22).
- Had a career high 105 total yards of offense at NE (12/1/22). Leading all rushers with 64 yards on 14 carries and added six receptions for 41 yards.
- Established a career high 86 rushing yards on 11 attempts vs. CLE (11/20/22).
- Scored first NFL touchdown on a 24 yard rush vs. PIT (10/9/22).
- Had team-high 11 rushing attempts for game-high 53 yards, and longest rush of the game with a 33-yard carry vs. TEN (9/19/22).
- Made NFL debut and recorded first rush of NFL career at LAR (9/8/22).

## PERSONAL

Is the younger brother of NFL running back Dalvin Cook. Majored in Housing Management & Policy during his time at the University of Georgia. The son of Varondria Burnett and the late James Cook.

## IF YOU HAVEN'T HERD

### FOLLOWING BIG BROTHER

James Cook did not have to look for to see what it would take to not only make the NFL, but to be successful at that level given that he is the younger brother of Dalvin Cook.

The elder Cook is a three-time Pro Bowler and has shown James how to make it, but also showed him that he can do it by taking his own path.

"That is a motivational factor just knowing that you've got an older brother in the NFL," Cook said to Dawgs247. "And that's someplace you want to be someday. So that just kind of make me wanted to work extra hard knowing that I had an older brother in the league and is a baller. That played a factor, too."

One of his first decisions to carve his own path was when he decided not to follow his older brother's path and to decommit from Florida State and attend the University of Georgia.

While there he was able to make his own name and earn something that Dalvin was never able to, which was to win a National Championship.

## THE STAMPEDE

**FAVORITE ARTIST:**  
Lil Durk

**FAVORITE ICE CREAM:**  
Vanilla or Strawberry

**PREGAME RITUAL:**  
Listen to music

**FAVORITE FOOD:**  
Chicken cooked anyway

**DREAM VACATION:**  
Aruba





# JAMES COOK

**RUNNING BACK - 4**

## JAMES COOK'S NFL REGULAR SEASON RUSHING/RECEIVING STATISTICS

		RUSHING							RECEIVING				
DATE	TEAM	GP	GS	NO.	YDS.	AVG.	LG	TD	NO.	YDS.	AVG.	LG	TD
2022	Bills	16	0	89	507	5.7	33	2	21	180	8.6	41	1
<b>TOTALS</b>		<b>16</b>	<b>0</b>	<b>89</b>	<b>507</b>	<b>5.7</b>	<b>33</b>	<b>2</b>	<b>21</b>	<b>180</b>	<b>8.6</b>	<b>41</b>	<b>1</b>

## SINGLE-GAME HIGHS: RUSHING/RECEIVING

**Rush Attempts** 14 at New England Patriots, Dec 01, 2022  
**Rushing Yards** 99 at Chicago Bears, Dec 24, 2022  
**Rushing Average** 9.0 at Chicago Bears, Dec 24, 2022  
**Longest Runs** 33 vs. Tennessee Titans, Sep 19, 2022  
**Rushing TDs** 1 at Chicago Bears, Dec 24, 2022  
**Receptions** 6 at New England Patriots, Dec 01, 2022

**Receiving Yards** 41 at New England Patriots, Dec 01, 2022  
**Receiving Average** 9.3 at Miami Dolphins, Sep 25, 2022  
**Longest Receptions** 41 vs. Green Bay Packers, Oct 30, 2022  
**Receiving TDs** 1 vs. Miami Dolphins, Dec 17, 2022  
**All-Purpose Yards** 108 at Chicago Bears, Dec 24, 2022  
**Most TDs** 1 at Chicago Bears, Dec 24, 2022



# ISAIAH COULTER

Age: 24 (September 18, 1998)

Height: 6-2

Weight: 198

NFL EXP: 2 Years

Acquired: Free Agent (2023)

Hometown: Brandywine, MD

College: Rhode Island

Twitter: @1z0\_\_

## FIRST-AND-10

**ISAIAH COULTER** signed with the Bills as a free agent in 2023 after spending a portion of the 2022 season on the team's practice squad. Coulter originally entered the NFL as a fifth round pick (171st overall) of the Texans in 2020 out of Rhode Island.

## SHOUTOUTS

- Is currently the only player out of Rhode Island in the NFL.
- Has appeared in three career NFL games, one during his rookie season with the Texans (2020) and two with the Bears (2021).
- Made his NFL debut in at Chi. (12/13/20).
- Became just the seventh player ever drafted out of Rhode Island and the first since 1981 when WR Chy Davidson was chosen by the Patriots in the 11th round of the supplemental draft.
- Played three seasons (2017-19) at the University of Rhode Island and appeared in 34 career games (26 starts).
- Finished his collegiate career with 1,855 receiving yards and 12 touchdowns on 132 catches (14.1 avg.).
- Logged seven career 100-yard receiving games during his college career.
- Played in 12 games (11 starts) in 2019 and logged 1,039 receiving yards and eight touchdowns on 72 catches (14.4 avg.), becoming just the seventh player in program history to top 1,000 yards in a season.

## PERSONAL

The son of Gregory Coulter & Faye Easley, he has one brother and two sisters. Attended Gwynn Park High School, where he also lettered in track and field. Majored in Human Development and Family Studies. Interested in starting a youth football organization after his playing career.

## IF YOU HAVEN'T HERD

### THE ROAD LESS TRAVELED

When a football player from the University of Rhode Island is fortunate enough to earn an invitation to the NFL Combine, it's reason to celebrate. When the player breaks down that door of opportunity and forces some big-time eyes to take notice, it's a potentially life-altering development.

That's what Isaiah Coulter did last month in Indianapolis. After flashing the length, athleticism and speed on par with the guys who strut their stuff at LSU, Texas, USC and other big-name schools, the Rams wide receiver is now on the radar of all 32 NFL teams.

"He's a guy we're gonna be asking about a year from now — 'Where'd he come from? Why'd we miss on him?' " former Dallas Cowboy personnel guru Gil Brandt told NBC Sports' Peter King. Brandt wasn't alone. After catching 72 passes and scoring eight touchdowns last fall as a junior, Coulter said he had heard enough buzz about his abilities that he was willing to roll the dice and leave Kingston with a season of eligibility remaining. He fortunately received an invite to the Combine and promptly sent scouts scurrying for their notes when he ripped off a 4.45-second time in the 40-yard dash. That was the 10th-fastest time of any receiver, tying All-American Jerry Judy of Alabama.

"After the season, I talked to my parents and prayed a lot and just wanted to make the jump," Coulter said this week from his home in Columbia, Md. "It was always a risk but I believed in myself and talked to people with my best interests at heart."

Running fast is one thing but Coulter also possesses excellent receiver size at 6 feet 2 inches and 198 pounds. He also posted a 36-inch vertical jump. "The combine was everything I dreamed of," he said. "You're interacting with the legends, Michael Irvin, Cris Carter. They just told us to enjoy the process and take full advantage of the opportunity." (Providence Journal, Kevin McNamara, March 28, 2020)





# ISAIAH COULTER

**WIDE RECEIVER - 82**

## ISAIAH COULTER'S NFL REGULAR SEASON RUSHING/RECEIVING STATISTICS

DATE	TEAM	GP	GS	RECEIVING					RUSHING				
				NO.	YDS.	AVG.	LG	TD	NO.	YDS.	AVG.	LG	TD
2020	Texans	1	0	0	0	0.0	0	0	0	0	0.0	0	0
2021	Bears	2	0	0	0	0.0	0	0	0	0	0.0	0	0
2022	Bears	0	0	0	0	0.0	0	0	0	0	0.0	0	0
2022	Bills	0	0	0	0	0.0	0	0	0	0	0.0	0	0
2022	<b>TOTAL</b>	<b>0</b>	<b>0</b>	<b>0</b>	<b>0</b>	<b>0.0</b>	<b>0</b>	<b>0</b>	<b>0</b>	<b>0</b>	<b>0.0</b>	<b>0</b>	<b>0</b>
<b>TOTALS</b>		<b>3</b>	<b>0</b>	<b>0</b>	<b>0</b>	<b>0.0</b>	<b>0</b>	<b>0</b>	<b>0</b>	<b>0</b>	<b>0.0</b>	<b>0</b>	<b>0</b>



# DJ DALE

Age: **22** (October 30, 2000)  
 NFL EXP: **Rookie**  
 Hometown: **Birmingham, AL**  
 Twitter: **@djdale94**

Height: **6-0**      Weight: **302**  
 Acquired: **UDFA (2023)**  
 College: **Alabama**  
 Instagram: **@\_djdale**

## FIRST-AND-10

**DJ DALE** was signed by the Bills as an undrafted free agent following the 2023 draft. Dale recorded 74 tackles and 5.5 sacks during his four-year career at Alabama (2019-22), where he helped the Crimson Tide win the 2020 CFP national championship.

## SHOUTOUTS

- Finished his career as a four-year starter at Alabama with 74 tackles, 11.5 for a loss, 5.5 sacks, 3 passes defended and 3 fumble recoveries in 48 games.
- In 2022, collected 17 tackles, 3.5 for a loss, 2.5 sacks and a fumble recovery in 12 games.
- Posted a sack of QB Hendon Hooker at Tennessee (10/15/22).
- Tallied a sack in a win vs. Vanderbilt (9/24/22).
- Credited with 18 tackles, 4 for a loss, 2 sacks, and a QB pressure in 2021.
- Returned to action in 2020 for the CFP National champions and totaled 22 tackles, 1 for a loss, and a fumble recovery in 13 games.
- Started at nose guard in the national championship game vs. Ohio State (1/11/21).
- Registered a career-high 6 tackles and 2 passes defended in a victory vs. Georgia (10/17/20).
- Notched 5 tackles, including 1 for a loss, at Mississippi (10/10/20).
- Earned starting role as a freshman in 2019 and played in 10 games before suffering a season-ending injury. Recorded 17 tackles, 3 for a loss, a sack and a fumble recovery.
- Earned SEC Co-Defensive Lineman of the Week honors with 3 tackles in the season opener vs. Duke (8/31/19).

## IF YOU HAVEN'T HERD

### DESTINED TO PLAY DEFENSIVE LINE

DJ Dale has never been small. The 6-foot-3, 300-pound defensive lineman weighed 10 pounds at birth and was already wearing a size 3T shirt by the age of 1. Naturally, when his mother signed him up for football at the age of 6 in 2006, his coaches lined him up in the trenches.

He would have been fine with that had he been able to play on his desired side of the ball. However, instead of working at his current position of defensive tackle, he spent his first few games begrudgingly serving on the offensive line.

"One day DJ gets in the car all mad," his mother Kershtan Hasberry said. "I ask him what's wrong and he says 'I'm tired of Coach Luke. If he tries to put me on the offensive line one more time, I'm going to leave the hole wide open.'"

Hasberry originally signed Dale up for football to help toughen him up after he spent his early years in leg braces. Then a single mom who didn't follow the sport, she didn't understand what her son was talking about in the car that day. Fortunately for everyone involved, she didn't have to find out as Dale was soon moved to his destined position on the defensive line. That's worked out just fine for him and Alabama over the past four years. **(Tony Tsoukalas, Rivals.com, 10/14/22)**

## PERSONAL

Full name: Devin Jamal Dale. Is the son of DeAnthony and Kershtan Hasberry. Competed in football, baseball and basketball at Clay-Chalkville High School in Birmingham. Hobbies include playing golf and cooking. Earned his undergraduate degree while majoring in human environmental science and earned a master's degree in sports management.



# CAMERON DANTZLER SR.

Age: 24 (September 3, 1998)  
 NFL EXP: 4 years  
 Hometown: Hammond, LA  
 Twitter: @camdantzler3

Height: 6-2      Weight: 190  
 Acquired: Free Agent (2023)  
 College: Mississippi State  
 Instagram: @camdantzler3

## FIRST-AND-10

**CAMERON DANTZLER SR.** signed a one-year deal with the Bills in 2023 after spending three seasons in Minnesota. Dantzler originally entered the league as a third round draft pick (89th overall) by the Vikings in 2020.

## SHOUTOUTS

- In 2022 he appeared in 10 games with nine starts on the season, totaling 50 tackles and five passes defended.
- Had a game-winning forced fumble and fumble recovery on the same play vs. Chicago (10/9/22), in addition to a team-high eight tackles.
- Secured a career-high three passes defended and one tackle for loss vs. New Orleans (10/2/22) in London, the only DB in the NFL to reach each of those in a game at that point in the season.
- Appeared in 14 games with seven starts in 2021 during his second year in the NFL, totaling 52 tackles and eight passes defended, the second-most on the team.
- Started at Chicago (12/20/21) and recorded seven tackles and one forced fumble on Bears QB Justin Fields.
- Started at Detroit (12/5/21) and recorded his third career interception with a 4th-quarter snag off a Jared Goff pass.
- During his rookie season in 2020 he started 10 of 11 games played at CB, tying for fourth in the NFL among rookie DBs with three tackles for loss, and his two INTs tied for fifth.
- Named to PFWA All-Rookie Team, the first Vikings CB to have the honor since Dewayne Washington in 1994.
- Helped tie a Vikings record as one of six rookies to start a game when he opened Christmas Day game at New Orleans (12/25/20).

## IF YOU HAVEN'T HERD

### LOVE YOU JG

Cameron drew the nickname "The Needle" in high school in Louisiana as he was built like one, but when he sticks you, it's going to hurt. Dantzler told CBS News Minnesota. "Just doing whatever helps the team. If me not starting helps the team win, then I'm OK with it. I'm a team-first guy."

Playing with that mindset and extra motivation is what allows Dantzler to excel on the field.

His former teammate Jeff Gladney was in Dantzler's draft class and played for the Vikings in 2020 unfortunately passed away in a car crash May 30, 2022.

Dantzler reported to camp last season carrying Gladney's No. 20 jersey and said he has dedicated the season to his late friend.

"He was a true brother. Our rookie year, when his grandmother died, he flew down there, came back the Monday of the game and played. He played through injuries, he played through losing family. And I want to do it for him."

"I know he would love to be back out there," Dantzler told Vikings.com. "Everything I do this year is for him."

## PERSONAL

Son of Brandy Dantzler and Damien Brumfield. Has five children Cameron Jr., Carmyn, Cason, Venus, and Charm Dantzler. Majored in human development and family sciences. Was a track standout at St. Thomas Aquinas, setting the school record and won state title in 2015 with a 23-3 1/4 long jump.



# CAMERON DANTZLER SR.

**CORNERBACK - 26**

## CAMERON DANTZLER SR.'S NFL REGULAR SEASON DEFENSIVE STATISTICS


DATE	TEAM	GP	GS	TACKLES							INTERCEPTIONS					FUMBLES				ST				MISC				
				TK	S	A	TFL	YDS	SK	YDS	QBH	NO	YDS	LG	TD	PD	FF	FR	TD	YDS	TK	S	A	FF	FR	S	A	
2020	Vikings	11	10	46	36	10	3	11	0.0	0.0	0	2	0	0	0	4	1	1	0	0	0	0	0	0	0	0	0	0
2021	Vikings	14	7	52	44	8	0	0	0.0	0.0	0	1	0	0	0	8	1	0	0	0	1	0	1	0	0	0	0	
2022	Vikings	10	9	50	45	5	3	8	0.0	0.0	0	0	0	0	0	5	1	1	0	16	0	0	0	0	0	0	0	
<b>TOTALS</b>		<b>35</b>	<b>26</b>	<b>148</b>	<b>125</b>	<b>23</b>	<b>6</b>	<b>19</b>	<b>0.0</b>	<b>0.0</b>	<b>0</b>	<b>3</b>	<b>0</b>	<b>0</b>	<b>0</b>	<b>17</b>	<b>3</b>	<b>2</b>	<b>0</b>	<b>16</b>	<b>1</b>	<b>0</b>	<b>1</b>	<b>0</b>	<b>0</b>	<b>0</b>	<b>0</b>	

## SINGLE-GAME HIGHS: DEFENSIVE

**Total Tackles** 11 vs. Atlanta Falcons, Oct 18, 2020  
**Solo Tackles** 10 at Baltimore Ravens, Nov 07, 2021  
**Passes Defensed** 3 at New Orleans Saints, Oct 02, 2022  
**Forced Fumbles** 1 at Chicago Bears, Dec 20, 2021

**Fumble Recoveries** 1 vs. Jacksonville Jaguars, Dec 06, 2020  
**Tackles For Loss** 2 vs. Atlanta Falcons, Oct 18, 2020  
**Interceptions** 1 at Detroit Lions, Dec 05, 2021  
**Special Teams Tackles** 1 vs. Pittsburgh Steelers, Dec 09, 2021





# ZACH DAVIDSON

Age: **25** (July 15, 1998)  
 NFL EXP: **1 Year**  
 Hometown: **Webb City, MO**  
 Twitter: **@Zdav30**

Height: **6-7**      Weight: **251**  
 Acquired: **Free Agent (2022)**  
 College: **Central Missouri**  
 Instagram: **@zdav30**

## FIRST-AND-10

**ZACH DAVIDSON** signed with the Bills practice squad in 2022 after spending one season on the Minnesota Vikings practice squad. Davidson was a fifth round pick (168 overall) of the Vikings in 2021. He began his collegiate career as a punter and started working into the lineup as a TE in 2018.

## SHOUTOUTS

- Spent the entire 2022 season on the Bills practice squad.
- Signed to the Vikings practice squad prior to Week 1 in 2021.
- Appeared in 36 games at UCM. Recorded 51 receptions for 1,133 yards and 18 touchdowns.
- As a punter, had 137 punts for a 42.4 average. Had 48 punts inside the 20-yard line with no blocked punts in his career.
- Named a consensus First-Team All-American as a tight end in 2019.
- Finished in the NCAA top-10 in both receiving touchdowns (15) and yards-per-reception (22.35) in 2019.
- Holds the Cental Missouri records for tight ends for touchdown catches in a game (4), touchdown catches in a season (15), receiving yards in a game (225) and highest season punting average (44.3).
- Saw his first action at TE in 2018, catching 11 passes for 239 yards and three touchdowns.
- Earned three straight All-MIAA honors as a punter from 2017-19.

## PERSONAL

Son of Staci Davidson. He and his fiance, Juliet, have a daughter Jane and a cockapoo named Archie. Studied sports management at Central Missouri. Davidson enjoys fishing in

## IF YOU HAVEN'T HERD

### MORE THAN A PUNTER

Zach Davidson's journey to the NFL is something no one could've predicted, not even Davidson himself.

"I never would've told you five years ago, three years ago, that I'd be playing on an NFL roster, but I've had the aspirations, but it's definitely the dream of everyone who straps up on Friday, Saturday, Thursday to play at this level," Davidson told KSN.

He kicked his way to a starting punter position in high school and began his UCM career as a punter, but he and his dad knew he had more to offer.

"His dad was pretty emphatic that this kid is more than a punter, and boy was he right," UCM head coach Jim Svoboda told KSN. "Any time you average 20 yards a catch and are in the top 10 in the country as a tight end, you have legitimate skills."

Davidson went on to earn the starting tight end job in 2019 and began to recognize that he had the potential to take his talent to the NFL.

## THE STAMPEDE

**DREAM VACATION SPOT:**  
Greece

**FIRST JOB:**  
Life Guard

**FAVORITE MUSICIAN:**  
J. Cole

**FAVORITE ICE CREAM FLAVOR:**  
Cheesecake





# GABE DAVIS

Age: **24** (April 1, 1999)  
 NFL EXP: **4 Years**  
 Hometown: **Sanford, FL**  
 Twitter: **@gabedavis13\_**

Height: **6-2**      Weight: **225**  
 Acquired: **Draft (2020, R4)**  
 College: **Central Florida**  
 Instagram: **@gabedavis**

## FIRST-AND-10

**GABE DAVIS** was drafted by the Bills in the fourth round (128th overall) of the 2020 draft. Davis left UCF after having totaled 23 career receiving touchdowns, a mark that ranks second in school history. He earned first-team All-AAC honors in 2019.

## SHOUTOUTS

- His 6 receiving TDs in playoff career are tied with James Lofton for 2nd most in team playoff history, behind Andre Reed (9).
- In 6th career playoff game had 6 catches for 113 yards with 1 TD vs MIA (1/15/23) and now has TD reception in 3 straight playoff games.
- Finished 2022 with 48 receptions and 836 receiving yards, both new personal season highs (had 35 receptions in both 2020 and 2021, and 599 receiving yards as rookie in 2020)
- Caught his 6th touchdown of the season at NE (12/1/22) and became the second Bill to record 6+ touchdown receptions in each of his first three seasons (Lee Evans, 2004-06).
- Recorded a new career high 171 receiving yards on 3 catches vs. PIT (10/9/22). Scored game's first TD on club-record tying 98-yard reception.
- Scored the 14th touchdown of his career at LAR (9/8/22) and is the second straight year with TD in season opener (scored Bills' lone TD vs. Pit., 9/12/21).
- Made NFL history at KC (1/23/22), becoming the first player to ever tally four touchdown receptions in a single playoff game.
- Recorded 13 receiving touchdowns in his first 30 NFL games with the Bills, which marked the third-most in team history.

## IF YOU HAVEN'T HERD

### LARRY FITZ

Buffalo Bills: Embedded provided fans with a sneak peak of the Bills draft process and one element of that was Gabe Davis' Combine interview with the Bills decision makers. Davis revealed in that interview that the wide receiver he has always tried to emulate is long-time NFL veteran and future Hall of Famer Larry Fitzgerald. Davis also notes that having grown up a Packers fan, he enjoyed watching Donald Driver play.

### DREAM COME TRUE

Davis and Matt Milano teamed up during the 2020 season to give eight-year-old Jackson DeLude a gift and memory that will last a lifetime. They provided DeLude and his family with the opportunity to travel from Buffalo to Orlando, FL to be fitted for a set of prosthetic blades and a trip to Disney World. "There's always people that need help, and the simplest things in life can make someone's life so much better," Davis said. "You never know what anybody's going through. If I can be that person that can help them to better days, I definitely want to do it because of the people that did it for me.

## PERSONAL

Son of Alana Davis. Has two siblings and his younger brother, Jordan is a tight end at UCF. Majored in interdisciplinary studies at UCF. Enjoys fishing and playing video games in his time away from football.

## BUFFALO TRACKS

### 2020 ROOKIE RECEIVING TD LEADERS

Player	Receiving TDs
1. Chase Claypool, PIT	9
<b>T2. Gabe Davis, BUF</b>	<b>7</b>
T2. Justin Jefferson, MIN	7
4. Tee Higgins, CIN	6
T5. Three Tied	5





# GABE DAVIS

WIDE RECEIVER - 13



## MOMMA KNOWS BEST

Davis doesn't hesitate when asked who his biggest career influence has been: his mother Alana Davis. This Mother's Day he penned a first person letter to her, saying "I will carry so much of you with me as I move to Buffalo. You showed me the importance of always being determined. That's been a part of every step in our journey...Mom, you taught me just because I was a late bloomer didn't mean I couldn't rise to the top. You raised three kids and the odds were stacked against you, but look at us. We are some pretty great kids, if you ask me. You did that."




## FOLLOWING THE PATH

UCF has produced its share of talented receivers in recent years, including Davis and Pro Bowl wide receiver Brandon Marshall. The two UCF alumni had the opportunity to connect this offseason to go over film, train and learn. "You have a bright future ahead of you," Marshall told Davis. "I'm excited to watch you, I've been watching you for a couple years. You broke all my records, Mike Sims-Walker's records, Doug Gabriel's records at UCF and I expect you to do the same thing. Carry on that torch, wide receiver university. Come back and bring some other guys with you."

## THE STAMPEDE

### FAVORITE MOVIE:

Remember The Titans



### FIRST JERSEY:

Aaron Rodgers

### PET PEEVE:

Anyone who makes excuses for not putting in work

### PETS:

A French bulldog - Ghost



### DREAM VACATION:

Bora Bora

### FAVORITE ARTIST:

Andre 3000

### SKILL HE WANTS TO LEARN:

To golf

### FAVORITE TV SHOW:

The Office

### BUCKET LIST ITEM:

Buy a horse

### FAVORITE ACTOR:

Denzel Washington







# GABE DAVIS

**WIDE RECEIVER - 13**

## GABE DAVIS' NFL REGULAR SEASON RUSHING/RECEIVING STATISTICS

DATE	TEAM	GP	GS	RECEIVING					RUSHING				
				NO.	YDS.	AVG.	LG	TD	NO.	YDS.	AVG.	LG	TD
2020	Bills	16	11	35	599	17.1	56t	7	1	0	0.0	0	0
2021	Bills	16	4	35	549	15.7	49	6	0	0	0.0	0	0
2022	Bills	15	15	48	836	17.4	98t	7	0	0	0.0	0	0
<b>TOTALS</b>		<b>47</b>	<b>30</b>	<b>118</b>	<b>1,984</b>	<b>16.8</b>	<b>98T</b>	<b>20</b>	<b>1</b>	<b>0</b>	<b>0.0</b>	<b>0</b>	<b>0</b>

## GABE DAVIS' NFL POSTSEASON RUSHING/RECEIVING STATISTICS

DATE	TEAM	GP	GS	RECEIVING					RUSHING				
				NO.	YDS.	AVG.	LG	TD	NO.	YDS.	AVG.	LG	TD
2020	Bills	3	2	4	85	21.3	37	0	0	0	0.0	0	0
2021	Bills	2	0	10	242	24.2	75t	5	0	0	0.0	0	0
2022	Bills	2	2	8	147	18.4	33	1	0	0	0.0	0	0
<b>TOTALS</b>		<b>7</b>	<b>4</b>	<b>22</b>	<b>474</b>	<b>21.5</b>	<b>75T</b>	<b>6</b>	<b>0</b>	<b>0</b>	<b>0.0</b>	<b>0</b>	<b>0</b>

## SINGLE-GAME HIGHS: RUSHING/RECEIVING

**Rush Attempts** 1 at Miami Dolphins, Sep 20, 2020  
**Receptions** 6 vs. Minnesota Vikings, Nov 13, 2022  
**Receiving Yards** 171 vs. Pittsburgh Steelers, Oct 09, 2022  
**Receiving Average** 57.0 vs. Pittsburgh Steelers, Oct 09, 2022  
**Longest Receptions** 98t vs. Pittsburgh Steelers, Oct 09, 2022

**Receiving TDs** 2 vs. Carolina Panthers, Dec 19, 2021  
**All-Purpose Yards** 171 vs. Pittsburgh Steelers, Oct 09, 2022  
**Most TDs** 2 vs. Pittsburgh Steelers, Oct 09, 2022  
**Miscellaneous Tackles** 1 vs. Atlanta Falcons, Jan 02, 2022

# DION DAWKINS



Age: **29** (April 26, 1994)  
 NFL EXP: **7 Years**  
 Hometown: **Rahway, NJ**  
 Twitter: **@DDawkins66**

Height: **6-5**      Weight: **320**  
 Acquired: **Draft (2017, R2)**  
 College: **Temple**  
 Instagram: **@jerzeststar**

## FIRST-AND-10

**DION DAWKINS** is in his seventh season with the Bills. Prior to the start of the 2020 season, Dawkins signed a four year extension to keep himself in Buffalo through 2024. He was originally drafted by the Bills in the second round (63rd overall) in 2017. Dawkins is the only player the Bills have ever drafted out of Temple.

## SHOUTOUTS

- Named to the Pro Bowl in 2021 and again in 2022.
- Has started all nine playoff games he has played in at left tackle.
- Played in 78 consecutive games for the Bills before missing due to COVID.
- At NE (12/21/19), caught his second career TD. Joined Mitch Frerotte as the only Bills offensive lineman to catch two touchdowns in their career.
- Elected a captain by his teammates for the 2019 and 2020 seasons.
- At NYJ (11/11/18), recorded his first career reception and touchdown on a seven yard pass from Matt Barkley. Marked the Bills first receiving TD by an OL since Jason Peters.
- Starting the majority of his rookie season for the Bills at left tackle in 2019. Also started at left tackle in the Bills first playoff game since 1999.
- As a true freshman at Temple in 2013, Dion became one of just four freshman to start at LT for their school.
- Was named 2016 First Team All-AAC (Phil Steele, AAC) during his final season with the Temple Owls.

## PERSONAL

Is the son of Eric and Lisa Dawkins. Graduated from Temple with a degree in criminal justice. Has a daughter, Dalilah, and a son, Dil. Attended Rahway High School.

## IF YOU HAVEN'T HERD

### MAN OF THE YEAR

Dawkins was named the Bills nominee for the 2022 Walter Payton Man of the Year Award. "I try to pour so much love out in the community, and it's always a great feeling to be honored or just noticed for the positive stuff that I do off of the field and not just the stuff on the football field," Dion Dawkins said. "So, it truly is an honor."

"Dion as a player is one of the better tackles in the National Football League," head coach Sean McDermott said. "He combines size and athleticism and power to make him a formidable left tackle for the Buffalo Bills, and he's done that for a number of years now."

Off the field, Dawkins started the Dion's Dreamers Foundation with the goal of providing mentorship and support to young men and women in underserved communities and to those in a place of mental, physical, and financial hardship.

## THE STAMPEDE

**Nickname:** The Showman / Show  
**Dream job:** Owning a Chick-fil-A  
**Hobbies:** Remote control cars  
**Hidden Talent:** Can do handstands  
**First job:** Shoveling snow  
**First jersey:** Allen Iverson



**Dream game show to be on:** Legends of the Hidden Temple

## BUFFALO TRACKS

### REGULAR SEASON GAMES PLAYED/STARTED

2017 (Buf, 16/11), 2018 (Buf, 16/16), 2019 (16/16), 2020 (Buf, 16/16), 2021 (Buf, 16/15) 2022 (Buf, 15/15) ...  
 Totals (95/89).

### POST-SEASON GAMES PLAYED/STARTED

2017 (Buf, 1/1), 2019 (Buf, 1/1), 2020 (Buf, 3/3), 2021 (Buf, 2/2), 2022 (Buf, 2/2) ... Totals (9/9)

# STEFON DIGGS



Age: **29** (November 29, 1993)  
 NFL EXP: **9 Years**  
 Hometown: **Gaithersburg, MD**  
 Twitter: **@kaiirelam5**

Height: **6-0**      Weight: **191**  
 Acquired: **Trade (2020, Min.)**  
 College: **Maryland**  
 Instagram: **@cinco\_savage5**

## FIRST-AND-10

**STEFON DIGGS** was acquired by the Bills via a trade with the Vikings in March of 2020 and signed a four year extension with Buffalo in 2022 to keep him a Bill through 2027. Diggs played the first five seasons of his NFL career with the Vikings after being selected by the team in the fifth round of the 2015 draft.

## SHOUTOUTS

- Is one of five players to have at least three career games with 140+ receiving yards & 3+ receiving touchdowns.
- Set an NFL record for receptions in a players first two seasons with a team (230), surpassing Wes Welker (223 with New England from 2007-08).
- Tied the team record for TD receptions (11) in 2022.
- Has recorded the top three reception seasons in team history: 1. 127 (2020), 2. 105 (2022), 3. 103 (2021).
- Named a first-team All Pro and Pro Bowler in 2020. Was again named to the Pro Bowl in 2021 & 2022.
- Became the first player in team history to lead the NFL in catches (127) & yards (1,535) in 2020. Both marks rank as franchise single season records and career-highs.
- Had nine 100-yard games in 2020, marking the most in team history in a single season (regular + postseason).
- In Week 16 at New England (12/28/20), caught nine passes for 145 yards and three touchdowns. The performance culminated in him being named AFC Offensive Player of the Week, making him the first Bills WR to earn the honor since Andre Reed in 1994.

## PERSONAL

The son of Stephanie and the late Aron Diggs. His younger brothers, Trevon Diggs (Alabama) and Mar'Sean Diggs (a UAB graduate) both played college football. Trevon now plays for the Cowboys. Majored in American studies at Maryland.

## IF YOU HAVEN'T HERD

### THE PROVIDER

Diggs was just 14-years-old when his father, Aron, passed away from congestive heart failure. Ever since then, Diggs has dedicated himself to making his late father proud and providing for his family. Upon signing a contract extension in 2018 Diggs reminisced "(My dad) just told me, 'Look after your brothers. Look after your mom. Look after your family,'" Diggs said. "That meant a lot to me. With this day coming forward, it just came full circle...I'm happy that I can look at my mom and tell her everything's gonna be OK."

Stefon's younger brother, Trevon, told The Athletic that Stefon instantly stepped up to provide for their family. "My mom being a single mother at the time, she was always working," Trevon said. "So it was just me and Stefon and my brothers and my sister. Stefon always turned to us and made sure we were all OK. He did a good job of that." Even with all he has already achieved, Diggs still lets his dad serve as a constant reminder of what he is still working for, having 'RIP DAD' tattooed on his right wrist.

## BUFFALO TRACKS

### BILLS ALL-TIME SINGLE SEASON RECEIVING

Player	Season	Receiving Yards
1. Stefon Diggs	2020	1,535
2. Stefon Diggs	2022	1,429
3. Eric Moulds	1998	1,368

### BILLS ALL-TIME SINGLE SEASON REC.

Player	Season	Receptions
1. Stefon Diggs	2020	127
2. Stefon Diggs	2023	108
3. Stefon Diggs	2021	103

### BILLS ALL-TIME SINGLE SEASON REC. TDS

Player	Season	Receiving TDs
1. Stefon Diggs	2022	11
Bill Brooks	1995	11
3. Six Tied	--	10





# STEFON DIGGS

WIDE RECEIVER - 14



## FASHION FORWARD

Stefon Diggs was among the many athletes who walked the red carpet at the annual Met Gala on Monday at the Metropolitan Museum of Art in New York. Tennis superstar Roger Federer was the co-chair of the event. Patrick Mahomes, Serena Williams, Russell Westbrook and Dwyane Wade attended, among many others. Diggs wore a tailored, gray tweed suit from Tommy Hilfiger and got rave reviews from Bills fans and fashionistas. Diggs has leaned into fashion more than ever this offseason, with trips to Fashion Week in New York, Milan and Paris. His visit to Paris and shopping spree were featured by Vogue with a photo shoot. "It was one of the best experiences that I've had in my lifetime – it's something I've dreamed of for a long time," Diggs told Vogue of his first trip to Fashion Week in Paris. One of his looks included a full face shield at Balenciaga's event.

(Buffalo News, Staff, June 8, 2023)

## GIVING BACK

Watching all that his mother, Stephanie, went through (while growing up) impacted where Diggs tries to give back today. "Huge fan of the single moms – I understand what it's like," Diggs said. "I felt like I watched my mom figure it all out, make it happen, become Super Woman – kind of overnight..." Diggs watched his mom work as an Amtrak train attendant for years. Now, Stephanie Diggs gets to watch two of her sons play in the NFL every week. Stefon wants to keep using that platform to pay it forward.

(Buffalo News, Katherine Fitzgerald, November 16, 2021)

## BLACK ON THE BLOCK

After seeing the enthusiasm Black on the Block generated in Los Angeles, with the support of the Downtown DC Business Improvement District, Bills wide receiver Stefon Diggs teamed up with the event's creators to bring Black on the Block to the nation's capital, Washington, DC. The event hosted 100 vendors from the DC area and across the East Coast, a collection of businesses that attracted some 5,000 patrons over the course of the day. For Stefon, "it's about paying it forward and creating a new lane. [It's] something for everyone to be displayed and show off their talents. It's an amazing opportunity to celebrate and network."

(TTSEGLLC, Staff, July 22, 2022)

## DIGGS DAY

Diggs hosted his first annual "Diggs Day," a free football camp for boys and girls ages 6-14 in Washington, DC in 2022. A DC native, Stefon always wanted to host a camp in his hometown and this year he was able to "pay it forward and give not only experience but knowledge to kids early on [with the mission of] hopefully changing some lives along the way," Stefon said.

(TTSEGLLC, Staff, June 18, 2022)

## BUFFALO TRACKS

### AFC RECEPTIONS SINCE 2020

Player	Seasons	Receptions
1. Stefon Diggs	2020-22	338
2. Tyreek Hill	2020-22	317

### AFC RECEIVING YARDS SINCE 2020

Player	Seasons	Receiving Yards
1. Tyreek Hill	2020-22	4,225
2. Stefon Diggs	2020-22	4,189
3. Travis Kelce	2020-22	3,879

### AFC RECEIVING TDS SINCE 2020

Player	Seasons	Receiving TDs
1. Travis Kelce	2020-22	32
2. Tyreek Hill	2020-22	31
3. Stefon Diggs	2020-22	29



# STEFON DIGGS

**WIDE RECEIVER - 14**

## STEFON DIGGS' NFL REGULAR SEASON RUSHING/RECEIVING STATISTICS

DATE	TEAM	GP	GS	RECEIVING					RUSHING				
				NO.	YDS.	AVG.	LG	TD	NO.	YDS.	AVG.	LG	TD
2015	Vikings	13	9	52	720	13.8	40f	4	3	13	4.3	10	0
2016	Vikings	13	11	84	903	10.8	46	3	3	10	3.3	12	0
2017	Vikings	14	14	64	849	13.3	59f	8	8	13	1.6	9	0
2018	Vikings	15	14	102	1,021	10.0	75f	9	10	62	6.2	20	0
2019	Vikings	15	15	63	1,130	17.9	66	6	5	61	12.2	27	0
2020	Bills	16	15	127	1,535	12.1	55	8	1	1	1.0	1	0
2021	Bills	17	17	103	1,225	11.9	61	10	0	0	0.0	0	0
2022	Bills	16	16	108	1,429	13.2	53f	11	1	-3	-3.0	-3	0
<b>TOTALS</b>		<b>119</b>	<b>111</b>	<b>703</b>	<b>8,812</b>	<b>12.5</b>	<b>75f</b>	<b>59</b>	<b>31</b>	<b>157</b>	<b>5.1</b>	<b>27</b>	<b>0</b>

## STEFON DIGGS' NFL POSTSEASON RUSHING/RECEIVING STATISTICS

DATE	TEAM	GP	GS	RECEIVING					RUSHING				
				NO.	YDS.	AVG.	LG	TD	NO.	YDS.	AVG.	LG	TD
2015	Vikings	1	1	4	26	6.5	9	0	1	6	6.0	6	0
2017	Vikings	2	2	14	207	14.8	61f	1	0	0	0.0	0	0
2019	Vikings	2	2	4	76	19.0	41f	1	2	8	4.0	6	0
2020	Bills	3	2	20	311	15.6	36	2	0	0	0.0	0	0
2021	Bills	2	2	6	67	11.2	45	0	0	0	0.0	0	0
2022	Bills	2	2	11	149	13.5	52	0	0	0	0.0	0	0
<b>TOTALS</b>		<b>12</b>	<b>11</b>	<b>59</b>	<b>836</b>	<b>14.2</b>	<b>61f</b>	<b>4</b>	<b>3</b>	<b>14</b>	<b>4.7</b>	<b>6</b>	<b>0</b>

## SINGLE-GAME HIGHS: RUSHING/RECEIVING

**Rush Attempts** 2 vs. Philadelphia Eagles, Oct 13, 2019  
**Rushing Yards** 27 at Seattle Seahawks, Dec 02, 2019  
**Longest Rush** 27 at Seattle Seahawks, Dec 02, 2019  
**Receptions** 13 at Chicago Bears, Nov 18, 2018  
**Receiving Yards** 182 vs. Green Bay Packers, Sep 18, 2016  
**Receiving Average** 24.2 vs. Denver Broncos, Nov 17, 2019  
**Longest Receptions** 75f at Green Bay Packers, Sep 16, 2018  
**Receiving TDs** 3 vs. Tennessee Titans, Sep 19, 2022  
**All-Purpose Yards** 185 vs. Philadelphia Eagles, Oct 13, 2019  
**Kickoff Returns** 1 vs. Chicago Bears, Dec 20, 2015

**Kickoff Return Yards** 22 vs. Chicago Bears, Dec 20, 2015  
**Longest Kickoff Return** 22 vs. Chicago Bears, Dec 20, 2015  
**Fair Catches** 1 at Washington Redskins, Nov 13, 2016  
**Punt Return Yards** 29 vs. Detroit Lions, Nov 06, 2016  
**Longest Punt Return** 19 vs. Detroit Lions, Nov 06, 2016  
**Punt Returns** 3 vs. Detroit Lions, Nov 06, 2016  
**Punt Return Average** 9.7 vs. Detroit Lions, Nov 06, 2016  
**Most TDs** 3 vs. Tennessee Titans, Sep 19, 2022  
**Miscellaneous Tackles** 1 vs. Carolina Panthers, Dec 19, 2021





# TYREL DODSON

Age: **25** (June 25, 1998)  
 NFL EXP: **4 Years**  
 Hometown: **Franklin, TN**  
 Twitter: **@tdots25**

Height: **6-0**      Weight: **237**  
 Acquired: **UDFA (2019)**  
 College: **Texas A&M**  
 Instagram: **@tdot**

## FIRST-AND-10

**TYREL DODSON** re-signed with the Bills to a one-year contract on March 14, 2023. He has been a reserve linebacker and special teamer since signing with Buffalo as an undrafted free agent following the 2019 draft.

## SHOUTOUTS

- Posted 28 tackles and a sack for the Bills in 2022 in 16 games (3 starts). Also recorded 4 tackles on special teams and recovered a fumble.
- Registered a career-high 13 tackles while starting in place of an injured Tremaine Edmunds vs. Cle. (11/20/22).
- Posted 11 tackles and a sack of Kenny Pickett as a starter for Edmunds vs. Pit. (10/9/22).
- Recovered a fumble on punt coverage vs. Ten. (9/19/22).
- Logged 10 tackles on defense and 5 on special teams in 2021.
- Posted 20 tackles, 2 for a loss, a sack and 2 passes defended in 2020.
- In first NFL start at Mia. (9/20/20), totaled 7 tackles, 1 for loss, 2 passes defended and a special teams tackle.
- In his first career game and second snap on defense, recorded his first NFL sack when he took down Jets QB Sam Darnold (9/13/20).
- Became the 8th Bills player to record a sack in a NFL debut and the first to do so since Tremaine Edmunds (9/9/18).
- Finished his three-year career at Texas A&M (2016-18) with 201 total tackles, 6 sacks, 4 interceptions, 11 passes defended and 2 fumble recoveries.
- In his final game in the Gator Bowl vs. NC State (12/31/18), posted 9 tackles and returned an interception 78 yards for a TD in a 52-13 win.

## IF YOU HAVEN'T HERD

### GIVING BACK

Dodson began his foundation in 2021. His mission statement is based on his belief in creating experiences for youth and underserved communities by education and teaching life skills through sports, events, and community gatherings. His work emphasizes the importance of acceptance, teamwork, and most importantly love. His foundation holds an annual football camp for children in his hometown of Franklin, Tennessee. For more information, visit his website: [tyreldodsonfoundation.com](http://tyreldodsonfoundation.com).



### TYREL'S BEST BUDDY

While participating in the Best Buddies program in high school, Dodson became close with William Gawlas, who is a student with Down Syndrome. Gawlas, who Tyrel considers his best friend, participates in the Williamson County (TN) Special Olympics. Dodson was more than happy to change roles and support William's on-field competition.

"It means so much to me to have William as my best buddy," Dodson told the Williamson Herald. "He's my brother. He's always watching me and cheering for me, so it was special to be here [at the Special Olympics] and see him shine today. He might have different circumstances than me, but he's still in the same life. He's still as happy as me and that's what makes me wake up every morning and be grateful for my life."

## PERSONAL

Nickname: T Dot. Is the son of Angela Sparkman. Has an older brother, Tyrin Sparkman. Enjoys playing video games and cooking, especially breakfast foods. Competed in football and basketball in high school. Majored in business management.





# TYREL DODSON

LINEBACKER - 53

## THE STAMPEDE

**FAVORITE MUSICIAN:**

Drake

**FAVORITE MOVIE:**

Gridiron Gang

**TOP OF BUCKET LIST:**

Skydiving

**A SKILL YOU WOULD LIKE TO LEARN:**

Jiu-Jitsu

**FAVORITE FOOD:**


Asian fusion

**DREAM VACATION SPOT:**

Greece

**FAVORITE TV SHOW:**

The Baker and the Beauty



**“MY NUMBER ONE FAN”**

When asked who is hero is, Dodson’s is quick to talk about his mother, Angela Sparkman. “Growing up, she was my mother and my father,” recalled Dodson. “She worked multiple jobs and she always provided for me and my brother. She had such a positive impact on me. I knew we didn’t have a lot, but she always made sure we had what we needed. She is my number one fan and my biggest critic. [laughing] According to her, I have NEVER had a good football game!”

## TYREL DODSON'S NFL REGULAR SEASON DEFENSIVE STATISTICS

DATE	TEAM	GP	TACKLES							INTERCEPTIONS					FUMBLES				ST				MISC				
			GS	TK	S	A	TFL	YDS	SK	YDS	QBH	NO	YDS	LG	TD	PD	FF	FR	TD	YDS	TK	S	A	FF	FR	S	A
2019	Bills	0	0	0	0	0	0	0	0	0.0	0.0	0	0	0	0	0	0	0	0	0	0	0	0	0	0	0	0
2020	Bills	10	2	20	11	9	2	6	1.0	5.0	0	0	0	0	0	2	0	0	0	0	2	2	0	0	0	0	
2021	Bills	16	0	10	8	2	0	0	0.0	0.0	0	0	0	0	0	0	0	0	0	0	5	2	3	0	0	0	
2022	Bills	16	3	28	19	9	1	3	1.0	3.0	1	0	0	0	0	0	0	0	0	0	4	3	1	0	1	0	
<b>TOTALS</b>		<b>42</b>	<b>5</b>	<b>58</b>	<b>38</b>	<b>20</b>	<b>3</b>	<b>9</b>	<b>2.0</b>	<b>8.0</b>	<b>1</b>	<b>0</b>	<b>0</b>	<b>0</b>	<b>2</b>	<b>0</b>	<b>0</b>	<b>0</b>	<b>0</b>	<b>11</b>	<b>7</b>	<b>4</b>	<b>0</b>	<b>1</b>	<b>0</b>	<b>0</b>	

## TYREL DODSON'S NFL POSTSEASON DEFENSIVE STATISTICS

DATE	TEAM	GP	TACKLES							INTERCEPTIONS					FUMBLES				ST				MISC			
			GS	TK	S	A	TFL	YDS	SK	YDS	QBH	NO	YDS	LG	TD	PD	FF	FR	TD	YDS	TK	S	A	FF	FR	S
2020	Bills	0	0	0	0	0	0	0	0.0	0.0	0	0	0	0	0	0	0	0	0	0	0	0	0	0	0	0
2021	Bills	2	0	0	0	0	0	0	0.0	0.0	0	0	0	0	0	0	0	0	0	0	2	1	1	0	0	0
2022	Bills	2	0	0	0	0	0	0	0.0	0.0	0	0	0	0	0	0	0	0	0	0	0	0	0	0	1	0
<b>TOTALS</b>		<b>4</b>	<b>0</b>	<b>0</b>	<b>0</b>	<b>0</b>	<b>0</b>	<b>0</b>	<b>0.0</b>	<b>0.0</b>	<b>0</b>	<b>0</b>	<b>0</b>	<b>0</b>	<b>0</b>	<b>0</b>	<b>0</b>	<b>0</b>	<b>0</b>	<b>2</b>	<b>1</b>	<b>1</b>	<b>0</b>	<b>1</b>	<b>0</b>	<b>0</b>

## SINGLE-GAME HIGHS: DEFENSIVE

**Total Tackles** 13 vs. Cleveland Browns, Nov 20, 2022  
**Solo Tackles** 9 vs. Cleveland Browns, Nov 20, 2022  
**Sacks** 1.0 vs. Pittsburgh Steelers, Oct 09, 2022

**Passes Defended** 2 at Miami Dolphins, Sep 20, 2020  
**Tackles For Loss** 1 vs. Pittsburgh Steelers, Oct 09, 2022  
**Special Teams Tackles** 2 vs. Miami Dolphins, Oct 31, 2021

# TOMMY DOYLE



Age: 25 (May 6, 1998)  
 NFL EXP: 3 Years  
 Hometown: Eden, MN  
 Twitter: @freestylefalcon

Height: 6-8      Weight: 320  
 Acquired: Draft (2021, R5)  
 College: Miami (OH)  
 Instagram: @freestylefalcon

## FIRST-AND-10

**TOMMY DOYLE** was drafted by the Bills in the fifth round (161st overall) of the 2021 draft. Prior to joining the Bills, he played at Miami (OH) from 2016-20. Doyle is the second Bill drafted out of Miami (OH), TE Bob Jencks in 1963.

## SHOUTOUTS

- Appeared in 11 regular season and 2 playoff games during his rookie season.
- Made his first NFL debut vs. Hou. (10/4/21).
- Appeared in 32 career games during his time at Miami (OH).
- Played in and started all three games that the Redhawks played in a COVID-19 shortened season as a redshirt senior in 2020. Earned first team All-MAC honors.
- Started all 13 games at left tackle in 2019 and was named first team All-MAC. Was also named one of the team's Offensive Power Players of the Year and earned Academic All-MAC honors. Was a leader on an offensive line that allowed just two sacks per game.
- Played in and started 10 games at right tackle for Miami (OH) in 2018 and helped the Redhawks rush for 159.8 yards per game. As a unit, the O-Line allowed 20 sacks over the season.
- Played hockey and football while in high school in Minnesota. Led his team in sacks as a senior as he starred on both sides of the ball for Edina HS.

## PERSONAL

The son of Tom Doyle and Krista Nevelle. Tom played football and Krista played volleyball at the University of Minnesota. Graduated with a degree in marketing at Miami (OH).

## IF YOU HAVEN'T HERD

### FROM HOCKEY TO FOOTBALL

Growing up in Edina, Minnesota, Doyle had no choice but to lace up the skates and play hockey in a town that is obsessed with the sport.

"Hockey was the No. 1 thing for me," Doyle said to WCPO. "Seems like the first thing you learn how to do (in Edina) is skate."

Despite that initial pull to the sport, Doyle's size made it undeniable that he had to give football a shot. He stopped playing hockey in his sophomore year of high school and started dominating on the defensive side of the ball. He wanted to play defensive end at the next level, but he was told that he was too slow off the ball. He had to make the switch to the offensive side of the ball and it wasn't an easy process.

"The transition was hard. Switching positions was difficult at first. You can be more reckless on the defensive line, just play hard with your head down with some technique and you can still make plays. Offensive line is a lot of fundamentals, technique, more of a mental game. Had to stay balanced."

## THE STAMPEDE


**FAVORITE ARTIST:**  
Mac Miller

**FIRST JOB GROWING UP:**  
Mowing lawns

**PRE GAME RITUAL:**  
Puts everything on the right side first

**DREAM VACATION:**  
Ireland

**FAVORITE ACTOR:**  
Will Ferrell







# DAVID EDWARDS

Age: **26** (March 20, 1997)      Height: **6-6**      Weight: **308**  
 NFL EXP: **5 Years**      Acquired: **Free Agent (2023)**  
 Hometown: **Downers Grove, IL**      College: **Wisconsin**  
 Twitter: **@dedwards**      Instagram: **@dedwards**

## FIRST-AND-10

**DAVID EDWARDS** signed a one-year contract with the Bills in 2023. Edwards originally entered the NFL as a fifth round pick (169th overall) of the Rams in 2019 out of Wisconsin.

## SHOUTOUTS

- Has started 45-of-53 regular season games played during his four NFL seasons. Has also started all five of the playoff games he has appeared in, including the Rams Super Bowl LVI victory.
- Started all four playoff games and all 17 regular season games during the Rams' championship season in 2021.
- Started 14-of-16 games played in 2020.
- Made his postseason debut, starting at left guard, at Sea. (1/9/21).
- Played in all 16 games and started in 10 of the contests during his rookie season in 2019.
- Made his first start in 2019 for a Week 7 contest in Atl. (10/20/19).
- Made his NFL debut on special teams in a Week 1 win at Car. (9/18/19).
- Played in 37 games, making 31 starts at right tackle, during his college career with Wisconsin.
- Named First-team All-Big Ten (media) during his final season in 2018. Was also named First-team All-America (AFCA) during his redshirt sophomore season in 2017.

## PERSONAL

Is the son of David and Pamela Edwards. His father played football at Indiana University. He majored in finance, investment and banking at Wisconsin. Played three seasons at quarterback for Downers Grove North High School. Was a four-year letter winner and two-year team captain in basketball in high school.

## IF YOU HAVEN'T HERD

### BULKING UP

When David Edwards arrived at Wisconsin in 2015, he was fresh off of playing three years of high school QB and, weighing in at 215 pounds, thought he'd be transitioning to playing tight end.

Edwards identified both his strength program and nutrition as lacking. After teaming up with Shaun Snee, Wisconsin's assistant strength and conditioning coach, both of those elements were quickly corrected and Edwards' weight and strength began to grow. A little over a year after arriving on campus, he was up to 275 pounds. That weight and strength gain led to a suggestion from Wisconsin HC Paul Chryst: how about trying to play right tackle?

Edwards and Snee went to work, devising a nutrition plan that included him eating a minimum of 5,100 calories per day. Countless protein shakes later, Edwards was up to 310 pounds and starting on the Badgers offensive line.

"The jump he's made has just been crazy," said Michael Deiter to ESPN's Mitch Sherman. "He's got all the attributes. He's strong. He's quick. He's long. He's got great technique, everything that it takes."

"It's crazy to think about where I came from," Edwards added.

The move more than paid off as Edwards went on to earn All-Big Ten honors in both 2017 and 2018 while helping pave the way for Badgers RB Jonathan Taylor's prolific college career.

## BUFFALO TRACKS

### REGULAR SEASON GAMES PLAYED/STARTED

2019 (LAR, 17/10), 2020 (LAR, 16/14), 2021 (LAR, 17/17), 2022 (LAR, 4/4) ... Totals (53/45)

### POST-SEASON GAMES PLAYED/STARTED

2020 (LAR, 1/1), 2021 (LAR, 4/4) ... Totals (5/5)





# KAIIR ELAM

Age: **22** (May 5, 2001)

NFL EXP: **2 Years**

Hometown: **Riveria Beach, FL**

Twitter: **@kaiirelam5**

Height: **6-1**

Weight: **191**

Acquired: **Draft (2022, R1)**

College: **Florida**

Instagram: **@cinco\_savage5**

## FIRST-AND-10

**KAIIR ELAM** was selected by the Bills in the first round (23rd overall) in 2022. Elam is the first player the Bills have drafted out of Florida since selecting LB Vosean Joseph in 2019.

## SHOUTOUTS

- Finished his rookie season in 2022 playing in 13 regular season games (six starts) and two playoff games (one start).
- Tallied an INT in his playoff debut vs. Mia. (1/15/23), becoming the first Bill with an INT in his playoff debut since Antoine Winfield (1/8/00 at Ten.).
- Intercepted Chiefs QB Patrick Mahomes at KC (10/17/22) to become the first Bills rookie to tally INTs in consecutive games since Tre'Davious White in 2017.
- Recorded his first career interception vs. Pit. (10/9/22), intercepting Steelers QB Kenny Pickett.
- Made his NFL debut at LAR (9/8/22).
- Finished his UF career with six interceptions in 35 games. Added 79 tackles (52 solo), 2.5 TFLs, six INTs, 26 passes defended and one fumble recovery.
- As a junior in 2021, started 10 games and recorded 29 tackles, six passes defended and one interception.
- As a sophomore in 2020, earned first-team All-Southeastern Conference honors. Started at cornerback in all 12 games of the season and tallied two interceptions, 11 PBU's and one fumble recovery.

## PERSONAL

His name is pronounced 'Kai-ear Ee-lam'. Son of Abram Elam and Shayla Davis. Majored in sports management. Ran track and played basketball at Benjamin High School. For more information, visit [kaiirelam.com](http://kaiirelam.com).

## IF YOU HAVEN'T HERD

### THE BLUEPRINT

Kaiir did not have to look far growing up for inspiration and examples of what is possible on the football field. Both Kaiir's father, Abram, and uncle, Matt, played in the NFL. Now that Kaiir has made it to the NFL, his dad hopes that he can accomplish everything those who came before him accomplished and then some. "This is his moment," Abram told the Buffalo media after Kaiir was drafted. "He took advantage of every opportunity and made the most of it. This isn't about me. This is him. As a father, this is what you always dream of, your son having more or better than what you set out to do...We always have a saying in the family. They call me 'The Blueprint,' but I see him and Matt and they took the plans and they enhanced it. You know what I mean? So they've taken it and did their thing with it and made it even better. And that's what you always want."

While Kaiir undoubtedly had to put the work and sacrifice in himself to make it this far, he doesn't overlook the role his dad and uncle have played. "I'm just so grateful for them to be in my life because they're guys who tell me not what I want to hear, but what I need to hear and can teach me," Kaiir said the night he was drafted by the Bills.

## THE STAMPEDE

### Favorite athletes growing up:

Kobe Bryant & LeBron James

### Pregame ritual:

Drink a gallon of water

### Little known fact:

He was a part of a Boys & Girls Club growing up

### Favorite movie/TV show:

Black Panther & Burn Notice





# KAIR ELAM

**CORNERBACK - 24**

## KAIR ELAM'S NFL REGULAR SEASON DEFENSIVE STATISTICS

DATE	TEAM	GP	TACKLES										INTERCEPTIONS					FUMBLES					ST					MISC		
			GS	TK	S	A	TFL	YDS	SK	YDS	QBH	NO	YDS	LG	TD	PD	FF	FR	TD	YDS	TK	S	A	FF	FR	S	A			
2022	Bills	13	6	39	28	11	1	3	0.0	0.0	0	2	0	0	0	4	0	0	0	0	2	1	1	0	0	0	0			
<b>TOTALS</b>		<b>13</b>	<b>6</b>	<b>39</b>	<b>28</b>	<b>11</b>	<b>1</b>	<b>3</b>	<b>0.0</b>	<b>0.0</b>	<b>0</b>	<b>2</b>	<b>0</b>	<b>0</b>	<b>0</b>	<b>4</b>	<b>0</b>	<b>0</b>	<b>0</b>	<b>0</b>	<b>2</b>	<b>1</b>	<b>1</b>	<b>0</b>	<b>0</b>	<b>0</b>				

## KAIR ELAM'S NFL POSTSEASON DEFENSIVE STATISTICS

DATE	TEAM	GP	TACKLES										INTERCEPTIONS					FUMBLES					ST					MISC		
			GS	TK	S	A	TFL	YDS	SK	YDS	QBH	NO	YDS	LG	TD	PD	FF	FR	TD	YDS	TK	S	A	FF	FR	S	A			
2022	Bills	2	1	6	5	1	0	0	0.0	0.0	0	1	0	0	0	2	0	0	0	0	0	0	0	0	0	0	0			
<b>TOTALS</b>		<b>2</b>	<b>1</b>	<b>6</b>	<b>5</b>	<b>1</b>	<b>0</b>	<b>0</b>	<b>0.0</b>	<b>0.0</b>	<b>0</b>	<b>1</b>	<b>0</b>	<b>0</b>	<b>0</b>	<b>2</b>	<b>0</b>	<b>0</b>	<b>0</b>	<b>0</b>	<b>0</b>	<b>0</b>	<b>0</b>	<b>0</b>	<b>0</b>	<b>0</b>				

## SINGLE-GAME HIGHS: DEFENSIVE

**Total Tackles** 10 vs. Pittsburgh Steelers, Oct 09, 2022  
**Solo Tackles** 7 vs. Pittsburgh Steelers, Oct 09, 2022  
**Passes Defensed** 1 vs. Miami Dolphins, Dec 17, 2022

**Tackles For Loss** 1 vs. Miami Dolphins, Dec 17, 2022  
**Interceptions** 1 at Kansas City Chiefs, Oct 16, 2022



# AJ EPENESA

Age: 24 (September 15, 1998)  
 NFL EXP: 4 Years  
 Hometown: Edwardsville, IL  
 Twitter: @ajepenesa24

Height: 6-6      Weight: 260  
 Acquired: Draft (2020, R2)  
 College: Iowa  
 Instagram: @supersamoan94

## FIRST-AND-10

**AJ EPENESA** (EPP-uh-NESS-uh) is in his 4th season in Buffalo after being selected by the Bills in the 2nd round (54th overall) in 2020.


## SHOUTOUTS

- Finished 2022 third on the team with 6.5 sacks, five passes defenses, and two forced fumbles, all new career highs.
- Took down Patriots QB Mac Jones (12/1/22) for a loss of 13 yards. His 4.5 sacks this season are a career high.
- Recorded a strip-sack of Vikings Kirk Cousins (11/13/22) in OT, his first forced fumble of NFL career.
- Recorded first fumble recovery of any variety of NFL career at NYJ (11/6/22).
- Sacked the Steelers Kenny Pickett (10/9/22) and now has 2.5 sacks in 2022, a new personal season-high (had 1.5 in 2021).
- Recorded 1.5 sacks at LAR (9/8/22), his first career multi-sack performance.
- Blocked a 36-yard FG attempt by Jason Sanders vs. Mia (10/31/21).
- Per Next Gen Stats, his 9 QB pressures at Mia. (9/19/21) were the 3rd most by an NFL player in a single game since the start of 2020.
- Posted first sack of his NFL career vs. the Rams Jared Goff (9/27/20).
- A 3-year starter at Iowa, tallied 26.5 sacks, 8 forced fumbles and 101 tackles. Named 1st-team All-Big Ten in 2018 and 2019.

## IF YOU HAVEN'T HERD

### HOOP STAR

A three-sport star growing up, Epenesa played on the St. Louis Eagles AAU basketball team that featured Celtics star Jayson Tatum and former Iowa star Tyler Cook. "His athleticism is freaky," Cook told The Athletic. "When I was in eighth grade, I promise you A.J. was better than I was. I'm not going to lie about that at all. A freak athlete, man. People don't know how skilled of a basketball player he was, too. He could shoot it, put it on the deck... I talk to him about it every time I see him."



### IT CAN ONLY BE JARED

According to a story by The Athletic, A.J. Epenesa's middle name, Jared, came from his father's best friend in college. Former DT Jared DeVries used to lend his car in college to Eppy Epenesa, so he could drive 50 miles to see his fiancée (now wife) Stephanie and their newborn daughter, Samantha. "Naming him after Jared has to do with my friendship with Jared, which will stick for life," Eppy said. "I'm glad I did that. It's a blessing just to have Jared as my friend."

## PERSONAL

Full name: Andrew Jared Epenesa. Is the son of Stephanie and Espensa "Eppy" Epenesa. His father, a native of American Samoa, played DT at Iowa. Has a sister, Samantha, and two brothers, Eric, an outside linebacker at Iowa, and lose. Majored in communications. Fan of the St. Louis Cardinals. Played football, basketball and track in high school, scoring over 1,000 points in basketball and earned All-America honors as a discus thrower.







# REID FERGUSON

Age: **29** (March 24, 1994)  
 NFL EXP: **7 Years**  
 Hometown: **Buford, GA**  
 Twitter: **@SnapFlow69**

Height: **6-2**      Weight: **235**  
 Acquired: **UDFA (2016)**  
 College: **LSU**  
 Instagram: **@reidferguson**

## FIRST-AND-10

**REID FERGUSON** originally joined the Bills as a rookie free agent in 2016 from LSU and was added to the practice squad later that year. In 2017, he became the team's primary long snapper. In 2021, Ferguson signed a three-year contract extension with Buffalo that runs through the 2024 season. He is longest tenured player on the Bills roster.

## SHOUTOUTS

- Appeared in all 16/17 games for the 6th consecutive season in 2022.
- In 2022, was part of a special teams unit that ranked 5th in the NFL (according to Rick Gosselin) and 1st in DVOA as calculated by Football Outsiders.
- He and his brother, Blake, played against each other for first time in their lives at Mia (9/20/20).
- The Bills are 7-2 when he records a tackle on special teams in his career.
- Earned spot on practice squad in 2016 behind long snapper Garrison Sanborn.
- Served as LSU's long snapper for all 51 games of his collegiate career (2012-15) and only had one errant snap which occurred on his first snap as a freshman.
- Earned first-team All-America honors by Phil Steele in 2015.
- Rated as the nation's #2 long snapper coming out of high school by Scout.com and earned a scholarship to LSU.
- Earned a spot on the academic honor roll during all four years of college.
- Has visited 13 current MLB stadiums in his quest to see all 30 venues.

## IF YOU HAVEN'T HERD

### GRILLS MAFIA

An avid backyard grill artist, Ferguson has transformed his love grilling into charity while connecting with Bills Mafia. Ferguson sells a line of stylish T-shirts in which proceeds are donated to Western New York food based and veteran charities. More information on those efforts can be found on his personal Twitter **@SnapFlow69** and on **@GrillsMafia**.



### FIGHT FOR HIS FAMILY

Ferguson's brother, Blake, was diagnosed as a Type 1 diabetic in 2011 at the age of 13. Since then, it has been a family mission to raise awareness and funds to fight diabetes. In fact, during the 2018 offseason, he joined his brother and the American Diabetes Association in a trip to Capitol Hill to meet with lawmakers to raise awareness. "The experience I had at Call to Congress with the American Diabetes Association was very eye-opening," Ferguson told the Buffalo News. "To be able to go to the Hill and continue the talks to get more funding for diabetes research was incredible."

## PERSONAL

He and his wife, Erica, have a daughter, Blakely. Is the son of Kevin (a project manager at Ernst and Young) and Tracy (a sales executive at Coca-Cola). His brother, Blake, earned a national championship as a long snapper with LSU in 2019 and was a 6th round pick of the Miami Dolphins in 2020. Has a Goldendoodle named Buck and a Labradoodle named Luna. Earned a degree in sports administration and criminology. Began playing football in the 5th grade for the Alpharetta (GA) Eagles. Works extensively with the Classroom Champions program in Buffalo.





# REID FERGUSON

LONG SNAPPER - 69



## BROTHERLY LOVE, FERGUSON STYLE

Reid and Blake Ferguson took similar paths to the NFL growing up in Buford, GA. Both attended Buford HS and LSU. And both are now playing in the AFC East, as Blake was drafted by the Dolphins in 2020. Blake learned a great deal from his big brother over the years, but it was not a one-way street. "Perseverance is the best thing I learned from Blake," recalled Reid. "His battle with diabetes over the years put a lot of things in perspective for me. Things that seemed like big problems are nothing compared to what he went through."



## BUFFALO TRACKS

### REGULAR SEASON GAMES PLAYED/STARTED

2017 (Buf, 16/0), 2018 (Buf, 16/0), 2019 (Buf, 16/0), 2020 (Buf, 16/0), 2021 (Buf, 17/0), 2022 (Buf, 16/0) ... Totals (97/0)

### POST-SEASON GAMES PLAYED/STARTED

2017 (Buf, 1/0), 2019 (Buf, 1/0), 2020 (Buf, 3/0), 2021 (Buf, 2/0), 2022 (2/0) ... Totals (9/0)

## THE STAMPEDE

### IF YOU COULD PLAY ANY OTHER SPORT:

Pitcher for the Yankees



### FIRST JOB:

Worked at a Chic-fil-A in high school

### BIGGEST PET PEEVE:

People that don't use their blinker

### UNIQUE TALENT:

Can wiggle my ears

### FAVORITE ACTOR:

Cillian Murphy

### A SKILL YOU WOULD LIKE TO HAVE:

Play the guitar



### DREAM SPORTING EVENT TO ATTEND:

A World Cup final

## BUFFALO TRACKS

### BILLS WITH BROTHERS IN THE NFL

- James and Dalvin Cook
- Stefon and Trevon Diggs
- Reid and Blake Ferguson
- David and Scott Quessenberry

### LONGEST TENURED BILLS

- Reid Ferguson (since 2016)
- Dion Dawkins (since 2017)
- Micah Hyde (since 2017)
- Matt Milano (since 2017)
- Jordan Poyer (since 2017)
- Tre'Davious White (since 2017)





# LEONARD FLOYD

Age: 30 (September 8, 1992)  
 NFL EXP: 8 Years  
 Hometown: Eastman, GA  
 Twitter: @Leonard90Flo

Height: 6-5      Weight: 240  
 Acquired: Free Agent (2023)  
 College: Georgia  
 Instagram: @flow54len

## FIRST-AND-10

**LEONARD FLOYD** signed a one-year deal with the Bills on June 6, 2023. A first round pick of the Chicago Bears in 2016 (9th overall), Floyd spent his first four NFL seasons in Chicago before signing with the LA Rams in 2020. In his 3 years in Los Angeles, he posted 29 sacks and helped the Rams win Super Bowl LVI.

## SHOUTOUTS

- During his tenure with the Rams from 2020-22, ranked 10th in the NFL with 29 sacks.
- Has 5 sacks in 7 career postseason contests, including two of Russell Wilson at Sea. (1/9/21).
- In 2022, led the Rams with 9 sacks, while logging 59 tackles, 22 hits on the QB, and a fumble recovery.
- Tallied 9.5 sacks for the Rams in 2021, along with 70 tackles, an interception, a forced fumble and a fumble recovery.
- Intercepted Kyler Murray in a victory at Arz. (12/13/21) to go along with 8 total tackles.
- Posted a career-high 10.5 sacks in his first season with the Rams in 2020.
- Earned NFC Defensive player of the week honors with a 3 sack-performance of Russell Wilson in a win vs. Sea. (11/15/20).
- Recorded his first career interception off of Nathan Peterman at Buf. (11/4/18) and returned it 19 yards for a touchdown.
- Earned a place on the PFWA All-Rookie team after registering 7 sacks in 2016.
- Scored his first NFL touchdown as a rookie at GB (10/20/16) when he recovered a fumble in the end zone.
- Has two career safeties (one vs. SF in 2016 and another vs. Min. in 2017).

## IF YOU HAVEN'T HERD

### "I LIKE HITTING PEOPLE MORE"

Rex Hodges, his coach at Dodge County HS, always thought Floyd would have made a stellar college tight end. He played there in high school, catching everything that came near him. Hodges joked that, because Georgia's lead recruiters for Floyd were defensive coaches, they kept him for themselves.

"He was a good blocker," Hodges said. "He could catch the ball. He could run with the ball. He could tackle. Other than punt and kick — and we just never tried him on that — he was good in all phases of the game."

He played basketball and threw the shot and discus. Floyd used to beg then-Georgia coach Mark Richt to play tight end.

"I definitely felt like I could have been an offensive guy," he said. "Shoot, I like scoring touchdowns, but I like hitting people more." (Patrick Finley, *Chicago Sun Times*, April 30, 2016)

### LEARNED THE VALUE OF HARD WORK EARLY ON

When Floyd was a kid, he used to pick watermelons in the fields surrounding his tiny hometown of Chauncey, Ga., to earn money for clothes, shoes and football cleats.

But as Floyd recalled those early years in the unforgiving Georgia heat and suffocating humidity, he turned one of his massive hands over and back, remembering what that labor did to them.

"I knew hard work — like, really hard work," he told *The Athletic*. "Football really ain't nowhere near as hard as filling up a bus full of watermelons and shit. It's from building my calluses early." (Jourdan Rodrigue, *The Athletic*, Dec 9, 2021)

## PERSONAL

Has three children, Carter, Aden and Bryce. Competed in football, basketball and track at Dodge County High School in Eastman, GA.



# LEONARD FLOYD

**DEFENSIVE END - 56**

## LEONARD FLOYD'S NFL REGULAR SEASON DEFENSIVE STATISTICS

DATE	TEAM	GP	GS	TACKLES								INTERCEPTIONS					FUMBLES					ST				MISC	
				TK	S	A	TFL	YDS	SK	YDS	QBH	NO	YDS	LG	TD	PD	FF	FR	TD	YDS	TK	S	A	FF	FR	S	A
2016	Bears	12	12	33	23	10	6	32	7.0	49.5	9	0	0	0	0	2	1	1	1	0	0	0	0	0	0	0	0
2017	Bears	10	10	34	24	10	8	32	4.5	31.0	12	0	0	0	0	2	0	1	0	21	0	0	0	0	0	0	
2018	Bears	16	16	47	34	13	9	51	4.0	32.0	11	1	19	19	1	4	0	1	0	0	0	0	0	0	0	0	
2019	Bears	16	16	40	27	13	3	18	3.0	18.0	12	0	0	0	0	1	0	0	0	0	0	0	0	0	0	0	
2020	Rams	16	16	55	31	24	11	73	10.5	71.0	19	0	0	0	0	1	1	2	0	0	0	0	0	0	0	0	
2021	Rams	17	17	70	37	33	7	41	9.5	68.5	18	1	11	11	0	3	1	1	0	0	0	0	0	0	0	0	
2022	Rams	17	17	59	31	28	10	64	9.0	64.0	22	0	0	0	0	0	0	1	0	0	0	0	0	0	0	0	
<b>TOTALS</b>		<b>104</b>	<b>104</b>	<b>338</b>	<b>207</b>	<b>131</b>	<b>54</b>	<b>311</b>	<b>47.5</b>	<b>334.0</b>	<b>103</b>	<b>2</b>	<b>30</b>	<b>19</b>	<b>1</b>	<b>13</b>	<b>3</b>	<b>7</b>	<b>1</b>	<b>21</b>	<b>0</b>	<b>0</b>	<b>0</b>	<b>0</b>	<b>0</b>	<b>0</b>	

## LEONARD FLOYD'S NFL POSTSEASON DEFENSIVE STATISTICS

DATE	TEAM	GP	GS	TACKLES								INTERCEPTIONS					FUMBLES					ST				MISC	
				TK	S	A	TFL	YDS	SK	YDS	QBH	NO	YDS	LG	TD	PD	FF	FR	TD	YDS	TK	S	A	FF	FR	S	A
2018	Bears	1	1	3	2	1	1	8	1.0	8.0	2	0	0	0	0	1	0	0	0	0	0	0	0	0	0	0	
2020	Rams	2	2	5	3	2	2	8	2.0	8.0	3	0	0	0	0	0	0	0	0	0	0	0	0	0	0	0	
2021	Rams	4	4	12	8	4	2	17	2.0	17.0	2	0	0	0	0	0	0	0	0	0	0	0	0	0	0	0	
<b>TOTALS</b>		<b>7</b>	<b>7</b>	<b>20</b>	<b>13</b>	<b>7</b>	<b>5</b>	<b>33</b>	<b>5.0</b>	<b>33.0</b>	<b>7</b>	<b>0</b>	<b>0</b>	<b>0</b>	<b>0</b>	<b>1</b>	<b>0</b>	<b>0</b>	<b>0</b>	<b>0</b>	<b>0</b>	<b>0</b>	<b>0</b>	<b>0</b>	<b>0</b>	<b>0</b>	

## SINGLE-GAME HIGHS: DEFENSIVE

**Total Tackles** 8 at Arizona Cardinals, Dec 13, 2021  
**Solo Tackles** 6 vs. Green Bay Packers, Dec 16, 2018  
**Sacks** 3.0 vs. Seattle Seahawks, Nov 15, 2020  
**Passes Defensed** 2 at Arizona Cardinals, Dec 13, 2021  
**Forced Fumbles** 1 at New York Giants, Oct 17, 2021  
**Fumble Recoveries** 1 at New York Giants, Oct 17, 2021

**Tackles For Loss** 4 vs. Minnesota Vikings, Oct 09, 2017  
**Interceptions** 1 at Arizona Cardinals, Dec 13, 2021  
**Interception Return Yards** 19 at Buffalo Bills, Nov 04, 2018  
**Safeties** 1 vs. Minnesota Vikings, Oct 09, 2017  
**Longest Opponent's Fumble Return** 21 at Tampa Bay Buccaneers, Sep 17, 2017

# POONA FORD



Age: **27** (November 19, 1995)  
 NFL EXP: **6 Years**  
 Hometown: **Hilton Head, SC**  
 Twitter: **@PoonaF\_95**

Height: **5-11**      Weight: **310**  
 Acquired: **Free Agent (2023)**  
 College: **Texas**  
 Instagram: **@pford\_95**

## FIRST-AND-10

**POONA FORD** signed a one-year deal with the Bills in 2023 after spending five seasons in Seattle. Ford originally signed with the Seahawks as an undrafted free agent out of Texas in 2018.

## SHOUTOUTS

- In five seasons with the Seahawks, totaled 181 tackles, 28 TFLs, 27 quarterback hits, 7.5 sacks, four passes defended, one forced fumble and one fumble recovery. Appeared in 76 games with 64 starts.
- Has played in five career playoff games with four starts.
- Played in 17 games with 16 starts in 2022. Tallied a career-high 3.0 sacks.
- In 2021, started all 17 games. Totaled a career-high 53 tackles, which led all Seahawks defensive linemen.
- Started 16 games in 2020, notching 40 tackles, nine quarterback hits and 2.0 sacks.
- Made the Seahawks' 53-man roster as an undrafted free agent in 2018. Saw action in 11 games with one start, totaling 21 tackles, three TFLs and two quarterback hits.
- Appeared in 46 career games (30 starts) at Texas. Names Big 12 Conference Defensive Lineman of the Year in 2017.

## PERSONAL

Son of Tomeka Griffin and Kaylon Ford Sr. His given name is Kaylon Ford but he took on the nickname Poona when his great-grandmother began calling him Pooh Bear as a child and it evolved to Poona. Has one daughter, Kinzley, Majored in youth and community studies. Attended Hilton Head High School.

## IF YOU HAVEN'T HERD

### A GENTLE GIANT AND SILENT LEADER

Born Kaylon Nakia Ford Jr., Poona's nickname originates from his paternal great-grandmother, who originally called him her "Pooh Bear," an apt tag for a child who was born weighing nearly 9 pounds. "He's always been this chunky little thing," Griffin said, chuckling. When Kaylon — pronounced kay-lun — was a child he'd joke with his mother and father that his name was pronounced "Kay-Lawn" to playfully get under his parents' skin.

Poona Ford initially grew up in Pritchardville, S.C., a tiny town along Highway 46 in South Carolina just outside of Bluffton. It's so small that its most notable landmark is a little shop called The Country Store. Ford as a child would go back and forth between Pritchardville and Hilton Head Island, a touristy town about 14 miles east known for its beaches and golf courses. He'd spend most of his time at his paternal grandmother's home in Hilton Head, which is also where he played little league football and where most of his friends lived. Ford figured he'd have a brighter future if he lived there full-time so he eventually requested a permanent move, presenting a dilemma for Griffin. Sure, the Island was just a 20-minute drive away but sending Ford there meant less time with her son, an idea few mothers easily accept. But she knew Ford was in good hands with his grandmother, Cindy, described by those close to Ford as the "rock" of the family.

"All the grandkids flock to her," Griffin said.

Some of Ford's defining characteristics can be traced back to his upbringing in Cindy's home. Hard work. Never making excuses. Always taking pride in what you do. As he carried out these principles on and off the football field, Ford developed a reputation as a gentle giant, a quiet killer and "a silent leader."

**(The Athletic, Michael-Shawn Dugar, August 5, 2021)**





# POONA FORD

**DEFENSIVE END - 98**

## POONA FORD'S NFL REGULAR SEASON DEFENSIVE STATISTICS

DATE	TEAM	GP	GS	TACKLES										INTERCEPTIONS					FUMBLES					ST				MISC					
				TK	S	A	TFL	YDS	SK	YDS	QBH	NO	YDS	LG	TD	PD	FF	FR	TD	YDS	TK	S	A	FF	FR	S	A						
2018	Seahawks	11	1	21	13	8	3	9	0.0	0.0	2	0	0	0	0	0	0	0	0	0	0	0	0	0	0	0	0	0	0	0	0	0	0
2019	Seahawks	15	14	32	21	11	5	8	0.5	2.5	3	0	0	0	0	0	1	0	1	0	0	0	0	0	0	0	0	0	0	0	0	0	
2020	Seahawks	16	16	40	25	15	8	30	2.0	14.0	9	0	0	0	0	0	1	0	0	0	0	0	0	0	0	0	0	0	0	0	0	0	
2021	Seahawks	17	17	53	23	30	6	18	2.0	16.5	6	0	0	0	0	1	0	0	0	0	0	0	0	0	0	0	0	0	0	0	0	0	
2022	Seahawks	17	16	35	22	13	6	32	3.0	19.0	7	0	0	0	0	2	0	0	0	0	0	0	0	0	0	0	0	0	0	0	0	0	
<b>TOTALS</b>		<b>76</b>	<b>64</b>	<b>181</b>	<b>104</b>	<b>77</b>	<b>28</b>	<b>97</b>	<b>7.5</b>	<b>52.0</b>	<b>27</b>	<b>0</b>	<b>0</b>	<b>0</b>	<b>0</b>	<b>4</b>	<b>1</b>	<b>1</b>	<b>0</b>	<b>0</b>	<b>0</b>	<b>0</b>	<b>0</b>	<b>0</b>	<b>0</b>	<b>0</b>	<b>0</b>	<b>0</b>	<b>0</b>	<b>0</b>	<b>0</b>	<b>0</b>	

## POONA FORD'S NFL POSTSEASON DEFENSIVE STATISTICS

DATE	TEAM	GP	GS	TACKLES										INTERCEPTIONS					FUMBLES					ST				MISC				
				TK	S	A	TFL	YDS	SK	YDS	QBH	NO	YDS	LG	TD	PD	FF	FR	TD	YDS	TK	S	A	FF	FR	S	A					
2018	Seahawks	1	0	2	2	0	0	0	0.0	0.0	0	0	0	0	0	0	0	0	0	0	0	0	0	0	0	0	0	0	0	0	0	0
2019	Seahawks	2	2	6	5	1	1	0	0.0	0.0	0	0	0	0	0	0	0	0	0	0	0	0	0	0	0	0	0	0	0	0	0	0
2020	Seahawks	1	1	4	3	1	0	0	0.0	0.0	0	0	0	0	0	0	0	0	0	0	0	0	0	0	0	0	0	0	0	0	0	0
2022	Seahawks	1	1	0	0	0	0	0	0.0	0.0	0	0	0	0	0	0	0	0	0	0	0	0	0	0	0	0	0	0	0	0	0	0
<b>TOTALS</b>		<b>5</b>	<b>4</b>	<b>12</b>	<b>10</b>	<b>2</b>	<b>1</b>	<b>0</b>	<b>0.0</b>	<b>0.0</b>	<b>0</b>	<b>0</b>	<b>0</b>	<b>0</b>	<b>0</b>	<b>0</b>	<b>0</b>	<b>0</b>	<b>0</b>	<b>0</b>	<b>0</b>	<b>0</b>	<b>0</b>	<b>0</b>	<b>0</b>	<b>0</b>	<b>0</b>	<b>0</b>	<b>0</b>	<b>0</b>	<b>0</b>	<b>0</b>

## SINGLE-GAME HIGHS: DEFENSIVE

**Total Tackles** 6 at Houston Texans, Dec 12, 2021  
**Solo Tackles** 4 vs. Arizona Cardinals, Oct 16, 2022  
**Sacks** 1.5 at Arizona Cardinals, Jan 09, 2022  
**Passes Defensed** 1 at Los Angeles Chargers, Oct 23, 2022

**Forced Fumbles** 1 at Arizona Cardinals, Oct 25, 2020  
**Fumble Recoveries** 1 at San Francisco 49ers, Nov 11, 2019  
**Tackles For Loss** 3 vs. Arizona Cardinals, Oct 16, 2022



# REGGIE GILLIAM

Age: 25 (August 20, 1997)      Height: 6-0      Weight: 244  
 NFL EXP: 4 Years      Acquired: UDFA (2020)  
 Hometown: Columbus, OH      College: Toledo  
 Twitter: @\_1Sledge      Instagram: @\_1sledge

## FIRST-AND-10

**REGGIE GILLIAM** signed a two-year contract extension with the Bills in 2022, tying him to the team through 2024. He originally joined the Bills as an undrafted free agent following the 2020 NFL Draft out of Toledo.

## SHOUTOUTS

- Played in 15 regular season games and both postseason contests in 2022. Had 8 receptions for 69 yards, both career highs, and added a receiving touchdown.
- Scored on an 11-yard pass from QB Josh Allen vs. Ten. (9/19/22), his second career touchdown.
- Played in 16 regular season games with five starts in 2021, both career highs.
- Recorded his first-career rushing attempts (2) at Mia. (9/19/21).
- Notched his first-career touchdown reception at Mia. (9/20/20), scoring on his first pro reception.
- Forced his first NFL fumble, which was recovered by the Raiders on punt coverage at LV (10/4/20).
- Played in 14 regular season and three postseason games for the Bills in 2020, contributing mainly on the special teams unit.
- Made his NFL debut in the season opener vs. NYJ (9/13/20).
- Finished his four-year collegiate career playing in 40 games, while totaling 18 receptions for 153 yards and three receiving touchdowns.

## PERSONAL

The son of Reginald and Linda Gilliam. Has two brothers, Travis and Phillip. Graduated with a degree in marketing. He is the first person from Westland HS to make it to the NFL.

## IF YOU HAVEN'T HERD

### FROM UNNOTICED TO NFL

Although Gilliam always had the passion to make it to the NFL, he mostly went unnoticed by college coaches.

According to Utrockets.com, "I started my recruitment process late. Coming out of high school, I didn't have many schools looking at me," said Gilliam.

"Toledo reached out around the third game into my senior season. It was the first school to reach out to me, and I decided to visit. I just fell in love with the place immediately, and decided to come to Toledo as a walk-on."

Gilliam enrolled at Toledo in 2015, but did not officially join the team until his second semester. A short time later, he was told he was no longer a running back, that he would now be playing fullback.

"I had never played tight end before, so I knew it was going to be challenging."

## THE STAMPEDE

### OTHER HIGH SCHOOL SPORTS:

Basketball

### FAVORITE MOVIE:

Focus

### MOST FAMOUS CELL

### PHONE CONTACT:


Josh Allen

### NICKNAMES:

Sledge

### FAVORITE FOOD:

Japanese Hibachi





# REGGIE GILLIAM

**FULLBACK - 41**

## REGGIE GILLIAM'S NFL REGULAR SEASON RUSHING/RECEIVING STATISTICS

		RUSHING							RECEIVING				
DATE	TEAM	GP	GS	NO.	YDS.	AVG.	LG	TD	NO.	YDS.	AVG.	LG	TD
2020	Bills	14	0	0	0	0.0	0	0	2	16	8.0	15	1
2021	Bills	16	5	3	3	1.0	2	0	3	23	7.7	8	0
2022	Bills	15	4	0	0	0.0	0	0	8	69	8.6	14	1
<b>TOTALS</b>		<b>45</b>	<b>9</b>	<b>3</b>	<b>3</b>	<b>1.0</b>	<b>2</b>	<b>0</b>	<b>13</b>	<b>108</b>	<b>8.3</b>	<b>15</b>	<b>2</b>

## REGGIE GILLIAM'S NFL POSTSEASON RUSHING/RECEIVING STATISTICS

		RUSHING							RECEIVING				
DATE	TEAM	GP	GS	NO.	YDS.	AVG.	LG	TD	NO.	YDS.	AVG.	LG	TD
2020	Bills	3	0	0	0	0.0	0	0	0	0	0.0	0	0
2021	Bills	2	1	0	0	0.0	0	0	3	12	4.0	7	0
2022	Bills	2	0	0	0	0.0	0	0	0	0	0.0	0	0
<b>TOTALS</b>		<b>7</b>	<b>1</b>	<b>0</b>	<b>0</b>	<b>0.0</b>	<b>0</b>	<b>0</b>	<b>3</b>	<b>12</b>	<b>4.0</b>	<b>7</b>	<b>0</b>


## SINGLE-GAME HIGHS: RUSHING/RECEIVING

**Rush Attempts** 2 at Miami Dolphins, Sep 19, 2021  
**Rushing Yards** 2 at Miami Dolphins, Sep 19, 2021  
**Longest Runs** 2 at Miami Dolphins, Sep 19, 2021  
**Receptions** 3 at Kansas City Chiefs, Oct 16, 2022  
**Receiving Yards** 22 at Miami Dolphins, Sep 25, 2022  
**Receiving Average** 6.0 at Kansas City Chiefs, Oct 16, 2022

**Longest Receptions** 15 at New York Jets, Oct 25, 2020  
**Receiving TDs** 1 at Miami Dolphins, Sep 20, 2020  
**All-Purpose Yards** 22 at Miami Dolphins, Sep 25, 2022  
**Special Teams Tackles** 2 at Detroit Lions, Nov 24, 2022  
**Most TDs** 1 vs. Tennessee Titans, Sep 19, 2022



# RICHARD GOURAIGE



Age: **24** (October 15, 1998)  
 NFL EXP: **Rookie**  
 Hometown: **Tampa, FL**  
 Twitter: **@richardg813**

Height: **6-5**      Weight: **306**  
 Acquired: **UDFA (2023)**  
 College: **Florida**  
 Instagram: **@richardgouraige**

## FIRST-AND-10

**RICHARD GOURAIGE** was signed by the Bills as an undrafted free agent following the 2023 draft. Gouraige (pronounced like Garage) started 42 games during his collegiate career at Florida (2018-22).

## SHOUTOUTS

- Started at left tackle in all 13 games in 2022 for a Florida offensive line that limited opponents to 1.3 sacks per game.
- Was a key member of the offensive line that blocked for 594 total yards and five touchdowns at Tennessee (9/24/22).
- Anchored an offensive line that did not allow a sack and paved the way for four rushing touchdowns in a win over Utah (9/3/22).
- In 2021, started 12 games at left tackle for an offensive line that only allowed 14 sacks (1.08 per game), which tied for the 7th fewest in FBS and second in the SEC.
- Blocked for Florida's 717 total yards of offense vs. Samford (11/13/21), which ranked second all-time in program history.
- The 2021 Gators offense averaged 5.5 yards per carry to rank first in the SEC and fourth in the country.
- In 2020, started all 12 games and blocked for Heisman Trophy Finalist Kyle Trask to help the Gators lead the nation in passing yards per game (378.6).
- As a redshirt freshman in 2019, appeared in 12 games with 5 starts at left guard. Helped the Gators rank 16th nationally in passing offense in the country.
- Appeared in two games in 2018 and made his collegiate debut in Florida's season opener vs. CSU (9/1/18).

## IF YOU HAVEN'T HERD

### "FINISH WHAT YOU STARTED"

Despite declaring for the NFL Draft before the team's Las Vegas Bowl game in 2022, Gouraige had already made that decision to participate in that game.

"Since my freshman year I always told myself I wanted to finish this season," Gouraige said. "Depending on how the seasons go, I just always wanted to finish out with my brothers. I know deep down I would feel bad for myself sitting at home or wherever I'm training at knowing I'm not in the game helping my brothers the best game I can, or pouring into the younger guys and helping the best way I can. I feel like I would be a hindrance to the team rather than being a help to the team. Yeah, I just wanted to play my last game with brothers, knowing I'd do anything to help them."

Gouraige's mom had a major influence on his decision to play.


"My mom always just told me finish what you started," Gouraige said. "I just always carried that with everything I do. My mom just always instilled in me finish what you started."

"I know some guys have different situations. I understand that," Gouraige said. "I'm just the guy who wants to finish the season strong with my brothers. Then onto the next chapter, really." (**Nick Marcinko, GatorCountry.com, Dec. 14, 2022**)

## PERSONAL

Pronounced: sounds like Garage. Is the son of Kerlange Brunson. Competed in football and basketball at Cambridge Christian High School in Tampa. He and Titans offensive lineman Nicholas Petit-Frere were classmates at Stewart Middle School in Tampa and shared a love of basketball. They played on the same AAU team, often battling each other in practice. Earned his degree in sociology and was a 3-time SEC Academic Honor Roll recipient.

# NICK GUGGEMOS



Age: **27** (December 17, 1995)  
 NFL EXP: **1 Year**  
 Hometown: **Eden Prairie, MN**  
 Twitter: **@NickGuggemos**

Height: **6-5**      Weight: **231**  
 Acquired: **Free Agent (2023)**  
 College: **University of St. Thomas**  
 Instagram: **@nickguggemos**

## FIRST-AND-10

**NICK GUGGEMOS** signed with the Bills in 2023. Guggemos spent part of the 2023 offseason with the Green Bay Packers. He originally entered the league with the Seahawks in 2021.

## SHOUTOUTS

- Played receiver at St. Thomas, a Division III school in St. Paul, Minnesota, from 2014-18. Also competed as a long jumper for the Tommies.
- Guggemos entered the league in 2021 as an undrafted free agent with the Seattle Seahawks.
- Is the first St. Thomas alum to make an NFL practice squad or regular season roster since Ryan Collins, who played in four games with the Baltimore Ravens in 1999.
- In November 2022, signed to the practice squad of the Green Bay Packers. Was signed to a reserve/futures contract at the end of the season and spent the beginning of the 2023 offseason with the team.
- Spent time on the Cleveland Browns practice squad during the 2021 season.
- Had a four-week stint with Seattle and a three-week stint with Washington during the 2021 offseason.

## PERSONAL

Studied mechanical engineering at St. Thomas. Attended Benilde-St. Margaret's High where he played football, basketball and ran track and field. Is the son of Julie Neal Guggemos. Neal is a former NFL defensive back who spent the 1989 offseason with the Bills.

## IF YOU HAVEN'T HERD

### PUTTING IN THE WORK

The Green Bay Packers roll into this week's NFL draft with 68 players on their active and restricted free-agent rosters. That group includes one of the league's better underdog stories in former Tommie athlete Nick Guggemos. The 6-foot-5, 247-pound tight end was slowed by injuries and caught just one pass in his college years with St. Thomas after his prep career at Benilde-St. Margaret's.



During the Covid years in particular, Guggemos worked tirelessly to transform his body, and he lowered his 40-dash time under 4.50. He put himself onto the radar of some pro teams with a strong pro day and combine showing. By summer 2021 he landed a four-week stint with Seattle and later a three-week opportunity with Washington. Cleveland added him to its practice squad in December 2021, and now he's working to make the most of his shot with Green Bay.

Guggemos' younger brother Matthew started his college career with the Minnesota Gophers but joined the Tommie football team last fall. Their dad Neal is a St. Thomas Athletic Hall of Famer after excelling in football and track and field here in the 1980s and later playing five seasons in the NFL as a defensive back.

(TommieSports.com, April 25, 2023)





# DAMAR HAMLIN

Age: **25** (March 24, 1998)      Height: **6-0**      Weight: **200**  
 NFL EXP: **3 Years**      Acquired: **Draft (2021, R6)**  
 Hometown: **McKees Rocks, PA**      College: **Pittsburgh**  
 Twitter: **@HamlinIsland**      Instagram: **@d.ham3**

## FIRST-AND-10

**DAMAR HAMLIN** was selected by the Bills in the sixth round (212th overall) of the 2021 NFL Draft. He previously spent the 2016-20 seasons at Pittsburgh, where he earned All-ACC Second-Team honors following the 2020 season. He joined CB Dane Jackson as the second Panther defensive back drafted by the Bills in as many years.

## SHOUTOUTS

- Forced the first fumble of his career in the 4th quarter vs. NYJ (12/11/22).
- Recorded career-high 12 total tackles at NYJ (11/6/22).
- Recorded his first share of a sack in at MIA (9/25/22), his first participation in a sack in 17 career games.
- Appeared in 14 games during his rookie season in 2021.
- Made his NFL debut vs. PIT (9/12/21), appearing on special teams.
- In 46 games at Pittsburgh, recorded 275 tackles, 10.0 tackles for loss, 6 interceptions, 21 passes defended and 1 fumble recovery.
- Played and started in 10 games in 2020, leading Pitt in tackles (67) and pass breakups (seven). Also collected 3.5 TFLs and two interceptions.
- Earned All-ACC Second-Team honors following 2020.
- Honored as the ACC Co-Defensive Back of the Week for his performance in the Panthers' win over Virginia Tech (11/21/20), where he compiled a game-high 11 tackles against the Hokies.

## PERSONAL

The son of Mario and Nina Hamlin. Has one brother. Earned his bachelor's degree in communication from Pittsburgh. Hamlin was selected as the PFWA 2023 George Halas Award winner becoming the second member of the Bills to receive the honor, joining TE Kevin Everett (2008).

## IF YOU HAVEN'T HERD

### CHASING M'S

Reminiscing on his journey, Damar Hamlin decided that he wanted to use his platform to give back to others and created The Chasing M's Foundation. His first program was a toy drive in 2020.

He raised money on GoFundMe to purchase and donate toys to Kelly and Nina's Daycare Center in his hometown of McKees Rocks, Pennsylvania.

"The idea popped in my head right after Clemson week," Hamlin told the Pittsburgh Post-Gazette. "It sparked a thought in my head. But I actually couldn't do anything until after my eligibility was done as far as GoFundMe and all that. So it's been a solid week and a half of preparation for the toy drive. This was all able to happen off that short amount of time. That just goes to show the support that the town, the city, all of Pitt fans and the University of Pittsburgh, everyone that grew up watching me and knew my story personally and have been a part of it, that's just a testament to how much they support me."

The support Hamlin has received came in abundance in 2023 and has raised over 11 million dollars and still counting.

## Chasing Millions

In addition to the Chasing M's Foundation, Hamlin also has a clothing brand named Chasing M's. Chasing M's stands for Chasing Millions and according to the brand's website, it is "for those who have a dream and pursue it... It is for those who want something more and can't settle to be average."

Hamlin has donated clothes from his brand to his area high school in Pittsburgh, Sto-Rox, and will continue to use it to grow his platform and increase the people that he can reach.





# DAMAR HAMLIN

**SAFETY - 3**

## DAMAR HAMLIN'S NFL REGULAR SEASON DEFENSIVE STATISTICS

DATE	TEAM	GP	GS	TACKLES							INTERCEPTIONS					FUMBLES				ST				MISC		
				TK	S	A	TFL	YDS	SK	YDS	QBH	NO	YDS	LG	TD	PD	FF	FR	TD	YDS	TK	S	A	FF	FR	S
2021	Bills	14	0	1	1	0	0	0	0.0	0.0	0	0	0	0	0	2	0	0	0	0	1	1	0	0	0	0
2022	Bills	15	13	88	60	28	6	15	1.5	11.5	3	0	0	0	0	2	1	0	0	0	3	3	0	0	0	0
<b>TOTALS</b>		<b>29</b>	<b>13</b>	<b>89</b>	<b>61</b>	<b>28</b>	<b>6</b>	<b>15</b>	<b>1.5</b>	<b>11.5</b>	<b>3</b>	<b>0</b>	<b>0</b>	<b>0</b>	<b>0</b>	<b>4</b>	<b>1</b>	<b>0</b>	<b>0</b>	<b>0</b>	<b>4</b>	<b>4</b>	<b>0</b>	<b>0</b>	<b>0</b>	<b>0</b>

## DAMAR HAMLIN'S NFL POSTSEASON DEFENSIVE STATISTICS

DATE	TEAM	GP	GS	TACKLES							INTERCEPTIONS					FUMBLES				ST				MISC		
				TK	S	A	TFL	YDS	SK	YDS	QBH	NO	YDS	LG	TD	PD	FF	FR	TD	YDS	TK	S	A	FF	FR	S
2021	Bills	2	0	1	1	0	0	0	0.0	0.0	0	0	0	0	0	0	0	0	0	0	0	0	0	0	0	0
2022	Bills	0	0	0	0	0	0	0	0.0	0.0	0	0	0	0	0	0	0	0	0	0	0	0	0	0	0	0
<b>TOTALS</b>		<b>2</b>	<b>0</b>	<b>1</b>	<b>1</b>	<b>0</b>	<b>0</b>	<b>0</b>	<b>0.0</b>	<b>0.0</b>	<b>0</b>	<b>0</b>	<b>0</b>	<b>0</b>	<b>0</b>	<b>0</b>	<b>0</b>	<b>0</b>	<b>0</b>	<b>0</b>	<b>0</b>	<b>0</b>	<b>0</b>	<b>0</b>	<b>0</b>	<b>0</b>

## SINGLE-GAME HIGHS: DEFENSIVE

- Total Tackles** 12 at New York Jets, Nov 06, 2022
- Solo Tackles** 9 vs. Minnesota Vikings, Nov 13, 2022
- Sacks** 1.0 at New York Jets, Nov 06, 2022
- Passes Defensed** 1 at New England Patriots, Dec 01, 2022

- Forced Fumbles** 1 vs. New York Jets, Dec 11, 2022
- Tackles For Loss** 2 at Chicago Bears, Dec 24, 2022
- Special Teams Tackles** 2 at Los Angeles Rams, Sep 08, 2022



# DAMIEN HARRIS

Age: **26** (February 11, 1997) Height: **5-11** Weight: **213**  
 NFL EXP: **5 Years** Acquired: **Free Agent (2023)**  
 Hometown: **Richmond, KY** College: **Alabama**  
 Twitter: **@DHx34** Instagram: **@d.soaq**

## FIRST-AND-10

**DAMIEN HARRIS** inked a one-year contract with the Bills in 2023. Harris was the Patriots leading rusher from 2019-22 with 2,094 yards and 20 TDs in 38 games. He was a third round pick by New England from Alabama in 2019.

## SHOUTOUTS

- In his first four NFL seasons in New England, rushed for 2,094 yards on 449 attempts (4.7 avg.) and 20 touchdowns, while posting 40 catches for 281 yards.
- Played in 11 games in 2022 and ran 106 times for 462 yards with 3 TDs. Also grabbed 17 passes.
- In 2021, rushed for a career-high 929 yards and 15 TDs on 202 carries. His 15 scores were the 2nd most in Patriots history behind LeGarrette Blount's 18 in 2016.
- Registered a career-high 3 rushing TD's as part of a 103-yard rushing output vs. Buf. (12/26/21).
- His career-long, 64-yard touchdown run at Buf. (12/6/21) was the longest by a Patriot since a 70-yard run by Curtis Martin in 1997. It was the highlight of a 111-yard rushing performance (10 carries).
- Rushed for 106 yards and 2 touchdowns on 14 carries (7.6 avg.) in a win vs. NYJ (10/24/21).
- Started 10 games in 2020 and led the team with 691 yards on 137 carries (5.04 avg.) with 2 TDs.
- Had a career-high 121 rushing yards vs. Bal. (11/15/20).
- Scored his first NFL touchdown on a 22-yard run at Buf. (11/1/20) as part of a 102-yard performance.
- In first NFL start at KC (10/5/20), rushed for 100 yards.
- Finished career at Alabama (2015-18) ranked 8th in school history with 3,070 rushing yards. Averaged a school-record 6.4 yards on 477 career carries. Helped the Crimson Tide win 2 national championships and 3 SEC titles.

## IF YOU HAVEN'T HERD

### FELL IN LOVE WITH THE GAME EARLY ON

"I just love what I do. It's as simple as that. Every morning when I wake up, I feel so blessed and so fortunate to be able to come out here and play the game that I love and do what I dreamed of when I was 8 years old, the first time I ever touched a football," Harris told the media at camp in 2022.

Growing up in Richmond, Kentucky, Harris began playing football at the age of 8. "I was playing for a team called the 49ers, and believe it or not ... but Jarrett Stidham was actually my quarterback," he told The Athletic in 2022. "He gave me my first handoff, and I don't really know how it went, but the rest is history and here I am."

"I wasn't really a fan of it at first," he continued, referring to playing football. "I didn't really like getting dirty."

"I didn't like getting hit and everything," he said. "My mom kind of made me stick with it because I couldn't quit in the middle of the year. Thank goodness she did, but yeah, I fell in love with it somewhere along the line, and here we are."

## PERSONAL

Is the son of Lynn Harris, an emergency medical technician. Has two younger sisters. Named Gatorade Kentucky Player of the Year for 2013 with 2,621 rushing yards at Madison Southern High School. Earned a degree in communications.

## BUFFALO TRACKS

### 2021 RUSHING TD LEADERS

Player	Rushing TDs
1. Jonathan Taylor	18
<b>t-2. Damien Harris</b>	<b>15</b>
t-2. James Connor	15
4. Joe Mixon	13



# DAMIEN HARRIS

**RUNNINGBACK - 22**



## M.V.P. MOM; "THE ROCK OF OUR FAMILY"

Harris readily admits he would not have succeeded without his mother's tough love, determination, and inspiring example. "My mom's like my best friend ... She's really been the rock of our family since I was born," Harris told Patriots.com in 2021. "As a football player, a lot of the things I've learned from my mother – resiliency, selflessness – have been paramount to my growing up and development as a person. I appreciate and love her more than anything in this world. Without her, I wouldn't be the man I am today or be where I am today."

## THE STAMPEDE

### PREGAME RITUAL:

Listen to Adele

### FIRST JOB:

Making keys at Ace Hardware

### FAVORITE FOOD:

Salmon-only if he makes it

### FAVORITE ARTIST:

Drake

### BUCKET LIST ITEM:

Go to Japan and go on a tour of every city there

### SKILL HE WANTS TO LEARN:

To play the piano

### FAVORITE TV SHOW:



Euphoria

### NICKNAMES:

Dame Time

### SPIRIT ANIMAL:

A lion



## DAMIEN HARRIS' NFL REGULAR SEASON RUSHING/RECEIVING STATISTICS

				RUSHING					RECEIVING				
DATE	TEAM	GP	GS	NO.	YDS.	AVG.	LG	TD	NO.	YDS.	AVG.	LG	TD
2019	Patriots	2	0	4	12	3.0	13	0	0	0	0.0	0	0
2020	Patriots	10	10	137	691	5.0	41	2	5	52	10.4	15	0
2021	Patriots	15	15	202	929	4.6	64†	15	18	132	7.3	21	0
2022	Patriots	11	9	106	462	4.4	30	3	17	97	5.7	15	0
<b>TOTALS</b>		<b>38</b>	<b>34</b>	<b>449</b>	<b>2,094</b>	<b>4.7</b>	<b>64†</b>	<b>20</b>	<b>40</b>	<b>281</b>	<b>7.0</b>	<b>21</b>	<b>0</b>





# DAMIEN HARRIS

**RUNNING BACK - 22**

## DAMIEN HARRIS' NFL POSTSEASON RUSHING/RECEIVING STATISTICS

				RUSHING					RECEIVING				
DATE	TEAM	GP	GS	NO.	YDS.	AVG.	LG	TD	NO.	YDS.	AVG.	LG	TD
2019	Patriots	0	0	0	0	0.0	0	0	0	0	0.0	0	0
2021	Patriots	1	1	9	30	3.3	14	0	1	7	7.0	7	0
<b>TOTALS</b>		<b>1</b>	<b>1</b>	<b>9</b>	<b>30</b>	<b>3.3</b>	<b>14</b>	<b>0</b>	<b>1</b>	<b>7</b>	<b>7.0</b>	<b>7</b>	<b>0</b>

## SINGLE-GAME HIGHS: RUSHING/RECEIVING

**Rush Attempts** 23 at Los Angeles Chargers, Oct 31, 2021  
**Rushing Yards** 121 vs. Baltimore Ravens, Nov 15, 2020  
**Rushing Average** 11.1 at Buffalo Bills, Dec 06, 2021  
**Longest Runs** 64t at Buffalo Bills, Dec 06, 2021  
**Rushing TDs** 3 vs. Buffalo Bills, Dec 26, 2021  
**Receptions** 4 at Miami Dolphins, Jan 09, 2022

**Receiving Yards** 36 at Miami Dolphins, Jan 09, 2022  
**Receiving Average** 9.0 at Miami Dolphins, Jan 09, 2022  
**Longest Receptions** 21 vs. Tampa Bay Buccaneers, Oct 03, 2021  
**All-Purpose Yards** 121 vs. Baltimore Ravens, Nov 15, 2020  
**Most TDs** 3 vs. Buffalo Bills, Dec 26, 2021

# DEONTE HARTY



Age: **25** (December 4, 1997)    Height: **5-6**    Weight: **170**  
 NFL EXP: **5 Years**    Acquired: **Free Agent (2023)**  
 Hometown: **Baltimore, MD**    College: **Assumption**  
 Twitter: **@taynation1**    Instagram: **@taynation1**

## FIRST-AND-10

**DEONTE HARTY** signed a two-year contract with the Bills in 2023 after spending his first four seasons with the Saints. Harty originally entered the league in 2019 as an undrafted free agent with New Orleans out of Assumption University, a Division II program.

## SHOUTOUTS

- Earned first-team All-Pro honors as a returner in 2019. Also named to the Pro Bowl and was a consensus All-Rookie team selection.
- Has played in 40 games in his four-year career. Hauled in 64 passes for 793 yards and four touchdowns. Returned 75 kickoffs for 1,907 yards (25.4 avg) and 77 punts for 752 yards (9.8 avg) and a touchdown.
- One of the Saints' leading receivers in 2021, posted 36 receptions for 570 yards and three touchdowns, all career highs. Harty's 15.8 yards per receptions in 2021 ranked seventh in the NFL.
- Finished his rookie season ranked third in the league in kickoff return average (26.8) and fourth in punt return average (9.4). In 14 games, returned 36 punts for 338 yards and a touchdown, and ran back 24 kickoffs for 644 yards.
- Returned a punt 53 yards for his first NFL touchdown at Sea. (9/22/19).
- Set an NCAA All-Division record with 14 combined return touchdowns. Holds the D-II record for single-season combined touchdown returns with eight in 2017.

## PERSONAL

Son of Lisa and Marlon Harty. Legally changed his last name in December 2021 to honor his stepfather, Marlon Harty, who has been his father figure for nearly 20 years. His daughter, Zola, was born in June 2022.

## IF YOU HAVEN'T HERD

### HONORING HIS HERO

One of the most meaningful Christmas presents given by a New Orleans Saints player this season was two pieces of paper full of boilerplate legal jargon. But the words, penned in blue ink, elicited the intended emotional response.

Petitioner, Deonte Harris, born on Dec. 4, 1997 ... and domiciled in Jefferson Parish, Louisiana, wants to change his (her) name to Deonte Harty ...

The inspiration comes from his stepfather, Marlon Harty, who has been Deonte's father figure for 17 years. Deonte's mother, Lisa Harty, wrote on Instagram that her son had wanted to change his surname since either middle or high school.

"It's always been a thought I've had, and now seemed like the perfect time to do it," Deonte said. "That's my guy; that's my hero. For me, it's an honor for him to accept me as his son, accept my brothers, and for him to let me take his name so I can pass it down to my kids. It's just major."  
**(NOLA.com, Amie Just, January 7, 2022)**

### ENJOY A BOWL

The mother of a Baltimore native who now plays for the New Orleans Saints is launching a smoothie/acai bowl shop in the White Marsh/Middle River area.

"When Deonte started playing in New Orleans, he reported difficulty locating the same quality of acai bowls and smoothies that he enjoyed in Baltimore," Lisa Harty said. After inventing some of my own, I flew to New Orleans to teach him how to prepare them himself and found out, later, that he was passing along the recipes to his teammates. The response was so favorable that I was encouraged to start a new venture – Enjoy a Bowl – in Baltimore."  
**(FOX Baltimore, Bryna Zumer, September 30, 2021)**



# DEONTE HARTY

WIDE RECEIVER - 11

## BUFFALO TRACKS

### 2019 NFL KICKOFF RETURN LEADERS (AVG)

Player	Avg
1. Brandon Wilson, CIN	31.3
2. Cordarrelle Patterson, CHI	29.5
3. <b>Deonte Harty, NO</b>	<b>26.8</b>
4. Andre Roberts, BUF	26.6

### 2019 NFL PUNT RETURN LEADERS (AVG)

Player	Avg
1. Dionte Johnson, PIT	12.4
2. Braxton Berrios, NYJ	11.4
3. DeAndre Carter, HOU	9.7
4. <b>Deonte Harty, NO</b>	<b>9.4</b>

\*Min. 20 returns

## THE STAMPEDE

### FAVORITE MOVIES:

The Notebook & Stomp the Yard

### BUCKET LIST ITEM:

Sky dive over the Grand Canyon

### FAVORITE MUSICIANS:

Meek Mill & Rihanna

### PREGAME RITUAL:

Eat a snickers



## DEONTE HARTY'S NFL REGULAR SEASON RUSHING/RECEIVING STATISTICS

		RECEIVING							RUSHING				
DATE	TEAM	GP	GS	NO.	YDS.	AVG.	LG	TD	NO.	YDS.	AVG.	LG	TD
2019	Saints	14	1	6	24	4.0	13	0	4	31	7.8	10	0
2020	Saints	9	2	20	186	9.3	40	1	6	51	8.5	23	0
2021	Saints	13	1	36	570	15.8	72†	3	5	41	8.2	22	0
2022	Saints	4	0	2	13	6.5	9	0	0	0	0.0	0	0
<b>TOTALS</b>		<b>40</b>	<b>4</b>	<b>64</b>	<b>793</b>	<b>12.4</b>	<b>72†</b>	<b>4</b>	<b>15</b>	<b>123</b>	<b>8.2</b>	<b>23</b>	<b>0</b>

## DEONTE HARTY'S NFL POSTSEASON RUSHING/RECEIVING STATISTICS

		RECEIVING							RUSHING				
DATE	TEAM	GP	GS	NO.	YDS.	AVG.	LG	TD	NO.	YDS.	AVG.	LG	TD
2019	Saints	1	1	1	50	50.0	50	0	0	0	0.0	0	0
2020	Saints	2	1	8	82	10.3	24	0	1	-2	-2.0	-2	0
<b>TOTALS</b>		<b>3</b>	<b>2</b>	<b>9</b>	<b>132</b>	<b>14.7</b>	<b>50</b>	<b>0</b>	<b>1</b>	<b>-2</b>	<b>-2.0</b>	<b>0</b>	<b>0</b>

## DEONTE HARTY'S NFL REGULAR SEASON RETURN STATISTICS

		KICKOFF RETURNS						PUNT RETURNS					
DATE	TEAM	RET.	YDS.	AVG.	LG	TD	NO.	FC	YDS.	AVG.	LG	TD	
2019	Saints	24	644	26.8	51	0	36	11	338	9.4	53†	1	
2020	Saints	16	436	27.3	75	0	17	5	207	12.2	42	0	
2021	Saints	29	690	23.8	39	0	21	15	199	9.5	26	0	
2022	Saints	6	137	22.8	33	0	3	7	8	2.7	12	0	
<b>TOTALS</b>		<b>75</b>	<b>1,907</b>	<b>25.4</b>	<b>75</b>	<b>0</b>	<b>77</b>	<b>38</b>	<b>752</b>	<b>9.8</b>	<b>53†</b>	<b>1</b>	





# DEONTE HARTY

**WIDE RECEIVER - 11**

## DEONTE HARTY'S NFL POSTSEASON RETURN STATISTICS

		KICKOFF RETURNS					PUNT RETURNS					
DATE	TEAM	RET.	YDS.	AVG.	LG	TD	NO.	FC	YDS.	AVG.	LG	TD
2019	Saints	4	133	33.3	54	0	4	0	44	11.0	17	0
2020	Saints	0	0	0.0	0	0	5	3	83	16.6	54	0
<b>TOTALS</b>		<b>4</b>	<b>133</b>	<b>33.3</b>	<b>54</b>	<b>0</b>	<b>9</b>	<b>3</b>	<b>127</b>	<b>14.1</b>	<b>54</b>	<b>0</b>

## SINGLE-GAME HIGHS: RUSHING/RECEIVING

**Rush Attempts** 2 at Detroit Lions, Oct 04, 2020  
**Rushing Yards** 23 vs. Atlanta Falcons, Nov 22, 2020  
**Longest Runs** 23 vs. Atlanta Falcons, Nov 22, 2020  
**Receptions** 6 vs. Atlanta Falcons, Nov 07, 2021  
**Receiving Yards** 96 vs. Dallas Cowboys, Dec 02, 2021  
**Receiving Average** 28.0 at Tennessee Titans, Nov 14, 2021  
**Longest Receptions** 72t at Washington Football Team, Oct 10, 2021  
**Receiving TDs** 1 vs. Dallas Cowboys, Dec 02, 2021  
**All-Purpose Yards** 213 vs. San Francisco 49ers, Dec 08, 2019  
**Kickoff Returns** 5 at Tennessee Titans, Nov 14, 2021  
**Kickoff Return Yards** 156 at Carolina Panthers, Sep 19, 2021

**Longest Kickoff Return** 75 vs. San Francisco 49ers, Nov 15, 2020  
**Fair Catches** 3 at Carolina Panthers, Sep 19, 2021  
**Punt Return Yards** 67 at Chicago Bears, Nov 01, 2020  
**Longest Punt Return** 53t at Seattle Seahawks, Sep 22, 2019  
**Punt Returns** 5 at Chicago Bears, Oct 20, 2019  
**Punt Return TDs** 1 at Seattle Seahawks, Sep 22, 2019  
**Punt Return Average** 22.3 at Chicago Bears, Nov 01, 2020  
**Kickoff Return Average** 40.7 vs. San Francisco 49ers, Nov 15, 2020  
**Special Teams Tackles** 1 at Seattle Seahawks, Sep 22, 2019  
**Most TDs** 1 vs. Dallas Cowboys, Dec 02, 2021  
**Miscellaneous Tackles** 1 vs. Dallas Cowboys, Dec 02, 2021



# NYHEIM HINES

Age: **26** (November 12, 1996)  
 NFL EXP: **6 Years**  
 Hometown: **Garner, NC**  
 Twitter: **@TheNyNy7**

Height: **5-9**      Weight: **196**  
 Acquired: **Trade (2022, IND)**  
 College: **North Carolina State**  
 Instagram: **@nyghtmare**

## FIRST-AND-10

**NYHEIM HINES** was acquired by the Bills via trade with the Colts on November 1, 2022 after spending his first five seasons with the Colts. Hines was selected by the Colts in the fourth round of the 2018 NFL Draft.

## SHOUTOUTS

- Had 4 kickoff returns for 235 yards and 2 touchdowns. Becoming the 11th player in league history to have two KOR TDs in one game (first since Leon Washington vs. SD, 9/26/10) and is the first Bill to ever do it.
- Scored his first touchdown as a Bill against the Dolphins on a 10 yard reception (12/17/22).
- In his five seasons, he has played in 73 games and has totaled 306 carries for 1,202 yards and 10 touchdowns as well as 240 receptions for 1,778 yards and eight touchdowns.
- In 2021, he competed in all 17 games and tallied 56 carries for 276 yards and two touchdowns as well as 40 receptions for 310 yards and one touchdown.
- He also has 73 punt returns for 862 yards and two touchdowns and 13 kickoff returns for 263 yards.
- One of five players in NFL history to have two punt returns for touchdowns of 70 yards or more in a single game.

## PERSONAL

Has a twin sister Nyah who attended N.C. State also. At N.C. State he studied management and ran track. Won two ACC Championships in the outdoor 4x100m relay and received numerous All-ACC honors as well as first team All-American honors in the 4x100m. In high school Hines was the 2015 North Carolina High School State Champion in 55m.

## IF YOU HAVEN'T HERD

### TOGETHER WE FIGHT

A major source of motivation for Hines is his mother who is currently battling muscular dystrophy (MD). Hines' grandmother passed of the same illness in 2004.

"What my mother is going through makes me think about things from a different perspective. I never liked the color green until I found out that the MD ribbon color is green. My mother and my grandmother's battle with MD is definitely something that motivates me on the field."

Hines participated in the NFL's My Cause My Cleats initiative in each of his first four years to bring money and awareness for MD. Hines is now in his third year serving as the National Spokesperson for the Muscular Dystrophy Association (MDA).



### THE CLEAT CREATIVE

Nyheim has always tried to let his personality loose. Whether in life or on the football field, so pre game he always has a fresh pair of cleats with a unique design made Rodney Jackson. "I make my cleats as a way to express myself and not be boring and to give the fans a different side of me. Rodney and I get along so well I give him an idea and he just executes."



# NYHEIM HINES

**RUNNINGBACK - 0**



## TWIN THINGS

Nyheim was born two minutes before his twin sister, Nyah on November 12, 1996. Growing up, Nyah would edge out Nyheim in races and sporting activities and still toys with him about it to this day. While being offered more than 40 scholarships to play football, Nyheim wanted to go to college with his sister and the siblings ended up running track together at N.C. State.

## THE STAMPEDE

### FAVORITE ARTIST:

Arctic Monkeys

### NICKNAME:

Nyghtmare

### ICE CREAM FLAVOR:

Strawberry

### UNIQUE TALENTS:

The ability to flip, can play the saxophone, clarinet and the drums

### DREAM VACATION SPOT:


Any place tropical

### FAVORITE SHOW:

Rick and Morty

### JERSEY NUMBER:

The first Bill to wear 0



## NYHEIM HINES' NFL REGULAR SEASON RUSHING/RECEIVING STATISTICS

DATE	TEAM	GP	GS	RUSHING					RECEIVING				
				NO.	YDS.	AVG.	LG	TD	NO.	YDS.	AVG.	LG	TD
2018	Colts	16	4	85	314	3.7	18	2	63	425	6.7	28	2
2019	Colts	16	2	52	199	3.8	18	2	44	320	7.3	21	0
2020	Colts	16	2	89	380	4.3	31	3	63	482	7.7	29	4
2021	Colts	17	4	56	276	4.9	34	2	40	310	7.8	36	1
2022	Colts	7	4	18	36	2.0	9	1	25	188	7.5	22	0
2022	Bills	1	0	6	-3	-0.5	3	0	5	53	10.6	21	1
2022	<b>TOTAL</b>	<b>8</b>	<b>4</b>	<b>24</b>	<b>33</b>	<b>1.4</b>	<b>9</b>	<b>1</b>	<b>30</b>	<b>241</b>	<b>8.0</b>	<b>22</b>	<b>1</b>
<b>TOTALS</b>		<b>73</b>	<b>16</b>	<b>306</b>	<b>1,202</b>	<b>3.9</b>	<b>34</b>	<b>10</b>	<b>240</b>	<b>1,778</b>	<b>7.4</b>	<b>36</b>	<b>8</b>

## NYHEIM HINES' NFL POSTSEASON RUSHING/RECEIVING STATISTICS

DATE	TEAM	GP	GS	RUSHING					RECEIVING				
				NO.	YDS.	AVG.	LG	TD	NO.	YDS.	AVG.	LG	TD
2018	Colts	2	1	3	24	8.0	14	0	0	0	0.0	0	0
2020	Colts	1	0	6	75	12.5	33	0	1	8	8.0	8	0
2022	Bills	2	0	0	0	0.0	0	0	2	11	5.5	7	0
<b>TOTALS</b>		<b>5</b>	<b>1</b>	<b>9</b>	<b>99</b>	<b>11.0</b>	<b>33</b>	<b>0</b>	<b>3</b>	<b>19</b>	<b>6.3</b>	<b>8</b>	<b>0</b>





# NYHEIM HINES

**RUNNING BACK - 0**

## NYHEIM HINES' NFL REGULAR SEASON RETURN STATISTICS

		KICKOFF RETURNS					PUNT RETURNS					
DATE	TEAM	RET.	YDS.	AVG.	LG	TD	NO.	FC	YDS.	AVG.	LG	TD
2018	Colts	0	0	0.0	0	0	0	0	0	0.0	0	0
2019	Colts	6	123	20.5	25	0	9	4	281	31.2	84†	2
2020	Colts	3	70	23.3	27	0	30	14	300	10.0	26	0
2021	Colts	4	70	17.5	20	0	23	14	170	7.4	16	0
2022	Colts	0	0	0.0	0	0	11	3	111	10.1	24	0
2022	Bills	19	554	29.2	101†	2	16	11	153	9.6	28	0
2022	<b>TOTAL</b>	<b>19</b>	<b>554</b>	<b>29.2</b>	<b>101†</b>	<b>2</b>	<b>27</b>	<b>14</b>	<b>264</b>	<b>9.8</b>	<b>28</b>	<b>0</b>
<b>TOTALS</b>		<b>32</b>	<b>817</b>	<b>25.5</b>	<b>101†</b>	<b>2</b>	<b>89</b>	<b>46</b>	<b>1,015</b>	<b>11.4</b>	<b>84†</b>	<b>2</b>

## NYHEIM HINES' NFL POSTSEASON RETURN STATISTICS

		KICKOFF RETURNS					PUNT RETURNS					
DATE	TEAM	RET.	YDS.	AVG.	LG	TD	NO.	FC	YDS.	AVG.	LG	TD
2018	Colts	0	0	0.0	0	0	0	0	0	0.0	0	0
2020	Colts	0	0	0.0	0	0	1	2	14	14.0	14	0
2022	Bills	6	146	24.3	30	0	3	3	17	5.7	11	0
<b>TOTALS</b>		<b>6</b>	<b>146</b>	<b>24.3</b>	<b>30</b>	<b>0</b>	<b>4</b>	<b>5</b>	<b>31</b>	<b>7.8</b>	<b>14</b>	<b>0</b>

## SINGLE-GAME HIGHS: RUSHING/RECEIVING

**Rush Attempts** 15 at New England Patriots, Oct 04, 2018

**Rushing Yards** 78 at Oakland Raiders, Oct 28, 2018

**Rushing Average** 8.3 at Las Vegas Raiders, Dec 13, 2020

**Longest Runs** 34† vs. New York Jets, Nov 04, 2021

**Rushing TDs** 1 vs. Washington Commanders, Oct 30, 2022

**Receptions** 9 at Jacksonville Jaguars, Dec 02, 2018

**Receiving Yards** 66 vs. Tennessee Titans, Nov 29, 2020

**Receiving Average** 18.0 at Detroit Lions, Nov 01, 2020

**Longest Receptions** 36 at Tennessee Titans, Sep 26, 2021

**Receiving TDs** 2 at Detroit Lions, Nov 01, 2020

**All-Purpose Yards** 241 at Buffalo Bills, Jan 08, 2023

**Kickoff Returns** 4 at Buffalo Bills, Jan 08, 2023

**Kickoff Return Yards** 235 at Buffalo Bills, Jan 08, 2023

**Longest Kickoff Return** 101† at Buffalo Bills, Jan 08, 2023

**Kickoff Return TDs** 2 at Buffalo Bills, Jan 08, 2023

**Fair Catches** 5 vs. Jacksonville Jaguars, Nov 14, 2021

**Punt Return Yards** 195 vs. Carolina Panthers, Dec 22, 2019

**Longest Punt Return** 84† vs. Carolina Panthers, Dec 22, 2019

**Punt Returns** 5 at Houston Texans, Sep 11, 2022

**Punt Return TDs** 2 vs. Carolina Panthers, Dec 22, 2019

**Punt Return Average** 65.0 vs. Carolina Panthers, Dec 22, 2019

**Kickoff Return Average** 58.8 at Buffalo Bills, Jan 08, 2023

**Special Teams Tackles** 1 at Tennessee Titans, Sep 15, 2019

**Most TDs** 2 at Buffalo Bills, Jan 08, 2023

**Miscellaneous Tackles** 1 at Jacksonville Jaguars, Sep 18, 2022

# TRAVIN HOWARD



Age: 27 (May 10, 1996)  
 NFL EXP: 5 Years  
 Hometown: Longview, TX  
 Twitter: @TravinTheGreat

Height: 6-1      Weight: 219  
 Acquired: Free Agent (2023)  
 College: TCU  
 Instagram: @travin4

## FIRST-AND-10

**TRAVIN HOWARD** (pronounced TRAY-vin) signed with the Bills after participating in the team's 2023 rookie minicamp on a try-out basis. Howard originally entered the NFL in 2018 as a seventh round pick (231st overall) of the Rams out of TCU. He played for the Rams from 2018-22.

## SHOUTOUTS

- Has played in 29 career NFL games, with two starts. Started in two of his four career playoff games.
- Was a member of the Rams Super Bowl LVI winning team. During the postseason, recorded an INT in the NFC Championship game (vs. SF 1/30/22) that sealed the game and sent the Rams to the Super Bowl.
- Made his playoff debut vs. Ari. (1/17/22).
- Played in 12 games, with two starts, in 2021. Accumulated 17 tackles, one INT and three passes defended.
- Played in 16 games during his rookie season in 2019. Recorded 16 total tackles and three passes defended.
- Made his NFL debut at Car. (9/8/19).
- During four seasons with TCU (2014-17) played in 50 games and recorded 343 tackles, 18 TFLs, 3.5 sacks, three INTs, 12 passes defended, four forced fumbles and two fumble recoveries.
- Became the first player in TCU history to lead the team in tackles for three consecutive seasons, topping the 100 mark in all three campaigns.
- In 2015, despite entering the season without a career tackle, led the Horned Frogs in total tackles (105).

## PERSONAL

The son of Dawana, has a brother LaMarcus. Attended Longview High School. Selected TCU over UTSA.

## IF YOU HAVEN'T HERD

### RIGHT PLACE, RIGHT TIME

Howard's story is one of working, and working some more, all while doing it the right way. His work ethic, toughness and intelligence usually found him in the right place at the right time.

It was a few days before National Signing Day in 2014 when Howard, who according to anyone who had watched him play football his senior season at Longview knew was under-recruited, received a phone call. On the other end of the phone that day, just over 10 days before Howard was set to sign with UTSA, was Texas Christian University offering him the late opportunity to play football in the Big 12. Howard called me that afternoon to let me know of his opportunity, and to let me know that he had committed to head coach Gary Patterson and the Horned Frogs. That meant a lot to me personally that he took the time to call his local newspaper.

...  
 (In 2018), Howard's phone rang again. He had been selected in the seventh round of the by the Rams. Just an hour after receiving that life-changing phone call, Howard's phone rang again. This time, I was calling to get a comment, and he answered on the second ring, another moment that I was appreciative of. Howard talked about embracing his role as the underdog and working to prove himself. Once again, he had to keep working to prove himself and did just that through his first few seasons in the NFL, from battling an injury to bouncing back and forth to the Rams' practice squad. It paid off in 2021 as an injury thrust Howard into a starting role for the Rams. Time and time again, commentators would mention his ability to drop into coverage from his linebacker spot. On his second-to-last play in the NFC Championship — a game that featured not one, not two, but three Longview High alumni, which must be an unmatched stat in the NFL — Howard made an open-field tackle for loss against the 49ers, whose roster includes Hasty and Trent Williams. One play later, he sealed Los Angeles' trip to the Super Bowl with a game-ending interception. Once again, right place, right time. (Longview News Journal, Hayden Henry, Feb. 12, 2022)



# TRAVIN HOWARD

**LINEBACKER - 45**

## TRAVIN HOWARD'S NFL REGULAR SEASON DEFENSIVE STATISTICS

DATE	TEAM	GP	TACKLES								INTERCEPTIONS					FUMBLES				ST				MISC			
			GS	TK	S	A	TFL	YDS	SK	YDS	QBH	NO	YDS	LG	TD	PD	FF	FR	TD	YDS	TK	S	A	FF	FR	S	A
2018	Rams	0	0	0	0	0	0	0	0	0.0	0.0	0	0	0	0	0	0	0	0	0	0	0	0	0	0	0	0
2019	Rams	16	0	16	13	3	0	0	0.0	0.0	0	0	0	0	0	3	0	0	0	0	6	6	0	0	0	0	
2020	Rams	0	0	0	0	0	0	0	0.0	0.0	0	0	0	0	0	0	0	0	0	0	0	0	0	0	0	0	
2021	Rams	12	2	17	11	6	0	0	0.0	0.0	0	1	19	19	0	3	0	0	0	0	4	4	0	0	0	0	
2022	Rams	1	0	0	0	0	0	0	0.0	0.0	0	0	0	0	0	0	0	0	0	1	1	0	0	0	0		
<b>TOTALS</b>		<b>29</b>	<b>2</b>	<b>33</b>	<b>24</b>	<b>9</b>	<b>0</b>	<b>0</b>	<b>0.0</b>	<b>0.0</b>	<b>0</b>	<b>1</b>	<b>19</b>	<b>19</b>	<b>0</b>	<b>6</b>	<b>0</b>	<b>0</b>	<b>0</b>	<b>11</b>	<b>11</b>	<b>0</b>	<b>0</b>	<b>0</b>	<b>0</b>		

## TRAVIN HOWARD'S NFL POSTSEASON DEFENSIVE STATISTICS

DATE	TEAM	GP	TACKLES								INTERCEPTIONS					FUMBLES				ST				MISC		
			GS	TK	S	A	TFL	YDS	SK	YDS	QBH	NO	YDS	LG	TD	PD	FF	FR	TD	YDS	TK	S	A	FF	FR	S
2018	Rams	0	0	0	0	0	0	0	0.0	0.0	0	0	0	0	0	0	0	0	0	0	0	0	0	0	0	0
2020	Rams	0	0	0	0	0	0	0	0.0	0.0	0	0	0	0	0	0	0	0	0	0	0	0	0	0	0	0
2021	Rams	4	2	10	4	6	1	3	0.0	0.0	0	1	6	6	0	3	0	0	0	0	0	0	0	0	0	0
<b>TOTALS</b>		<b>4</b>	<b>2</b>	<b>10</b>	<b>4</b>	<b>6</b>	<b>1</b>	<b>3</b>	<b>0.0</b>	<b>0.0</b>	<b>0</b>	<b>1</b>	<b>6</b>	<b>6</b>	<b>0</b>	<b>3</b>	<b>0</b>	<b>0</b>	<b>0</b>	<b>0</b>	<b>0</b>	<b>0</b>	<b>0</b>	<b>0</b>	<b>0</b>	

## SINGLE-GAME HIGHS: DEFENSIVE

**Total Tackles** 7 vs. San Francisco 49ers, Jan 09, 2022  
**Solo Tackles** 5 vs. San Francisco 49ers, Jan 09, 2022  
**Passes Defensed** 2 at Minnesota Vikings, Dec 26, 2021

**Interceptions** 1 at Minnesota Vikings, Dec 26, 2021  
**Interception Return Yards** 19 at Minnesota Vikings, Dec 26, 2021  
**Special Teams Tackles** 2 vs. Tampa Bay Buccaneers, Sep 29, 2019



# MICAH HYDE



Age: **32** (December 31, 1990)  
 NFL EXP: **11 Years**  
 Hometown: **Fostoria, OH**  
 Twitter: **@micah\_hyde**

Height: **6-0**      Weight: **197**  
 Acquired: **Free Agent (2017)**  
 College: **Iowa**  
 Instagram: **@micah\_hyde**

## FIRST-AND-10

**MICAH HYDE** signed a two-year contract extension with the Bills in 2021, tying him to the team through 2023. He originally joined the Bills as a free agent in 2017 after spending his first four NFL seasons in Green Bay. Hyde was a 5th round pick of the Packers in 2013.

## SHOUTOUTS

- Earned second team All-Pro honors in 2021 for the second time in his career. Also earned second team honors and was named a Pro Bowler in 2017.
- Is one of four defensive backs in the NFL since 2013 with 22+ INTs and 5+ sacks, joining Jordan Poyer, Harrison Smith and Tyrann Mathieu.
- Finished 2021 tied for fourth in the NFL with five interceptions, matching a career high he previously set in 2017. He and Jordan Poyer combined for 10 interceptions, most among any safety duo in the NFL.
- Recorded the second interception of his playoff career vs. NE (1/15/22). Also added 54 punt return yards, fifth most by a Bill in a playoff game.
- Returned an onside kick 45 yards vs. Mia. (10/21/19). Marked the first NFL onside kick returned for a touchdown since 2010.
- Tied for fifth in the NFL with a career-high five interceptions in 2017. He and Jordan Poyer combined for 10 interceptions - most among all safety duos in the NFL

## PERSONAL

He and his wife, Amanda, were married on July 7, 2018. The couple welcomed a son, Micah Jr., in March 2020, and a daughter, Maverick, in August 2021. Son of Pamela Moore and his stepfather Clayton Moore. His brother, Marcus, was a safety at Michigan State from 2007-10. Graduated with a degree in recreation and sports business.

## IF YOU HAVEN'T HERD

### IMAGINE FOR YOUTH FOUNDATION

The Imagine for Youth Foundation was started by Micah Hyde in 2015 with a mission to empower the youth and help them achieve a healthy, active and educated life. In an excerpt on the foundation's website, Hyde discussed his inspiration for starting the foundation.

"Growing up, I was fortunate to be heavily involved in sports. Though I was given the opportunity to do so, I witnessed the obstacles my family had to face in order to provide my opportunities, not only for myself, but my siblings as well.

With all of these activities came costs that were not easy for my mother to attain. I can remember being responsible for insurance and participation fees, travel costs along with purchasing the equipment needed.

If it were not for my mom doing all that she could do, along with a support system that we were able to fall back on, I would not be where I am today.

I know there are many kids that face similar circumstances but unfortunately, they do not have a support system to depend on. That's why the IMAGINE for Youth Foundation is here to give children the support they need in order to participate.


Looking back, being involved in athletics was more than Xs and Os. I learned to take the good with the bad, the bad with the good, and playing with countless personalities taught me how to coexist and be a team player. These are fundamentals that stuck with me.

I believe sports is a gateway to learning how to be successful in the real world. I strongly believe that every child deserves the same opportunity to learn and experience those successes."



# MICAH HYDE

SAFETY - 23



## BENEFITING BUFFALO

Hyde hosted his second-annual charity softball game in May 2022 to support his IMagINe for Youth Foundation and the families affected by the shooting at the Tops Market on Jefferson Avenue. Less than 24 hours after the tragedy, the Bills came together for the game and raised over \$200,000 in total, with \$100,000 going to the victims' families.

"I heard the news yesterday and was simply shocked," Hyde said. "I still can't believe it. But when there's hate in the world, you kind of erase it with love and coming out here today and showing the community love, love to the youth, love to the community, love to the foundation...we felt it was important to get the community out and put a smile on their face, get the players in front of them, and we're doing it for a good cause."

## HYDE'S GREEN THUMB

Growing up in a single family home, Hyde was mentored by a family friend, Ken Watson (pictured with Hyde above), who operated a farm in Tiffin, Ohio. Micah worked for Watson at that farm. "He taught me the value of the dollar and what hard work can do for you. I'd wake up early in the morning and do all sorts of jobs like baling straw, moving boulders, and cutting down trees."

It would not be a stretch to drive by Hyde's house now and see him outside gardening, mulching, or planting. "I'm really meticulous about how everything looks outside. I take a great deal of pride in that. Honestly, being so detail-oriented correlates with how I try to live my life as a whole. I learned those skills and other life lessons from working on that farm."

## THE STAMPEDE

**PREGAME RITUAL:**  
Likes to joke around

**FAVORITE APP:**  
Google Home

**FIRST JERSEY:**  
Terrell Davis

**HIDDEN TALENT:**  
Can play any sport



**FAVORITE PLAYERS:**  
Deion Sanders and Charles Woodson

**ADVICE TO YOUNGER SELF:**  
Stay the course and grind

**BEST PLAYER FACED:**  
Calvin Johnson

**FAVORITE FOOD:**  
Mexican





# MICAH HYDE

**SAFETY - 23**

## MICAH HYDE'S NFL REGULAR SEASON DEFENSIVE STATISTICS

DATE	TEAM	GP	TACKLES										INTERCEPTIONS					FUMBLES				ST			
			GS	TK	S	A	TFL	YDS	SK	YDS	QBH	NO	YDS	LG	TD	PD	FF	FR	TD	YDS	TK	S	A	FF	FR
2013	Packers	16	3	47	34	13	2	5	1.0	10.0	0	0	0	0	0	2	1	0	0	0	7	6	1	0	1
2014	Packers	16	12	57	43	14	2	8	1.0	7.0	1	2	9	9	0	7	0	0	0	0	3	3	0	0	0
2015	Packers	15	7	50	46	4	1	3	1.0	3.0	1	3	36	34	0	6	0	1	0	0	5	5	0	0	1
2016	Packers	16	11	56	45	11	3	10	1.0	6.0	2	3	11	11	0	9	0	1	0	0	2	2	0	0	1
2017	Bills	16	16	82	65	17	2	9	0.0	0.0	0	5	64	37	0	13	0	0	0	0	0	0	0	0	0
2018	Bills	15	15	57	41	16	1	2	0.0	0.0	0	2	16	16	0	5	0	1	0	9	1	0	1	0	0
2019	Bills	16	16	72	50	22	1	2	0.0	0.0	1	1	0	0	0	2	2	1	0	31	0	0	0	0	0
2020	Bills	15	15	70	48	22	1	6	0.0	0.0	0	1	33	33	0	5	0	0	0	0	0	0	0	0	0
2021	Bills	17	17	74	53	21	4	11	1.0	6.0	2	5	59	26	1	10	1	2	0	16	0	0	0	0	0
2022	Bills	2	2	7	4	3	0	0	0.0	0.0	0	0	0	0	0	0	0	0	0	0	0	0	0	0	0
<b>TOTALS</b>		<b>144</b>	<b>114</b>	<b>572</b>	<b>429</b>	<b>143</b>	<b>17</b>	<b>56</b>	<b>5.0</b>	<b>32.0</b>	<b>7</b>	<b>22</b>	<b>228</b>	<b>37</b>	<b>1</b>	<b>59</b>	<b>4</b>	<b>6</b>	<b>0</b>	<b>56</b>	<b>18</b>	<b>16</b>	<b>2</b>	<b>0</b>	<b>3</b>

## MICAH HYDE'S NFL POSTSEASON DEFENSIVE STATISTICS

DATE	TEAM	GP	TACKLES										INTERCEPTIONS					FUMBLES				ST			
			GS	TK	S	A	TFL	YDS	SK	YDS	QBH	NO	YDS	LG	TD	PD	FF	FR	TD	YDS	TK	S	A	FF	FR
2013	Packers	1	0	5	4	1	0	0	0.0	0.0	0	0	0	0	0	1	1	0	0	0	0	0	0	0	0
2014	Packers	2	1	2	2	0	0	0	0.0	0.0	1	0	0	0	0	0	0	0	0	0	0	0	0	0	1
2015	Packers	2	0	8	2	6	0	0	0.0	0.0	0	0	0	0	0	1	0	0	0	0	1	1	0	0	0
2016	Packers	3	3	14	12	2	2	8	1.0	6.0	1	1	18	18	0	3	0	0	0	0	0	0	0	0	0
2017	Bills	1	1	4	4	0	0	0	0.0	0.0	0	0	0	0	0	0	0	0	0	0	0	0	0	0	0
2019	Bills	1	1	5	4	1	0	0	0.0	0.0	0	0	0	0	0	0	0	0	0	0	0	0	0	0	0
2020	Bills	3	3	17	14	3	0	0	0.0	0.0	0	0	0	0	0	3	0	0	0	0	0	0	0	0	0
2021	Bills	2	2	6	4	2	0	0	0.0	0.0	0	1	0	0	0	1	0	0	0	0	0	0	0	0	0
2022	Bills	0	0	0	0	0	0	0	0.0	0.0	0	0	0	0	0	0	0	0	0	0	0	0	0	0	0
<b>TOTALS</b>		<b>15</b>	<b>11</b>	<b>61</b>	<b>46</b>	<b>15</b>	<b>2</b>	<b>8</b>	<b>1.0</b>	<b>6.0</b>	<b>2</b>	<b>2</b>	<b>18</b>	<b>18</b>	<b>0</b>	<b>9</b>	<b>1</b>	<b>0</b>	<b>0</b>	<b>0</b>	<b>1</b>	<b>1</b>	<b>0</b>	<b>0</b>	<b>1</b>

## SINGLE-GAME HIGHS: DEFENSIVE

**Total Tackles** 12 at San Francisco 49ers, Dec 07, 2020  
**Sacks** 1.0 at Miami Dolphins, Sep 19, 2021  
**Passes Defensed** 3 at Chicago Bears, Dec 18, 2016  
**Forced Fumbles** 1 at New York Jets, Nov 14, 2021  
**Fumble Recoveries** 1 at New York Jets, Nov 14, 2021

**Tackles For Loss** 1 vs. New England Patriots, Dec 06, 2021  
**Interceptions** 2 at New England Patriots, Dec 26, 2021  
**Special Teams Tackles** 2 vs. Cleveland Browns, Oct 20, 2013  
**Special Teams Fumble Recoveries** 1 vs. Minnesota Vikings, Dec 24, 2016  
**Longest Opponent's Fumble Return** 31 at New England Patriots, Dec 21, 2019





# JA'MARCUS INGRAM

Age: 25 (September 2, 1997)  
 NFL EXP: 1 Year  
 Hometown: Dallas, TX  
 Twitter: @ILove\_Football

Height: 6-2      Weight: 190  
 Acquired: UDFA (2022)  
 College: Buffalo  
 Instagram: @\_bigmoneyj

## FIRST-AND-10

**JA'MARCUS INGRAM** joined the Bills as an undrafted free agent out of Buffalo. Prior to the 2021 season at Buffalo, Ingram spent time at Texas Tech and Utah State.

## SHOUTOUTS

- Spent the 2022 season on the Bills' practice squad and appeared in two games.
- Made his NFL debut at Mia. (9/25/22) and finished with two tackles.
- Started all 11 games he played in at Buffalo in 2021. Recorded 47 tackles, 2.5 tackles for loss, a forced fumble and three pass breakups.
- Had a season-high 10 tackles, a tackle for loss and a pass breakup at Kent State (10/9/21).
- Played two seasons at Texas Tech at cornerback and safety. Appeared in 21 games with one start.
- Began his career as a walk-on at Utah State where he played in 19 games and made 15 starts in two seasons.

## THE STAMPEDE

**FAVORITE PLAYER GROWING UP:**  
 LaDainian Tomlinson

**BUCKET LIST ITEM:**  
 Sky dive

**FAVORITE ICE CREAM FLAVOR:**  
 Butter pecan

**DREAM VACATION SPOTS:**  
 Dubai & Morocco



## IF YOU HAVEN'T HERD

### A DREAM COME TRUE

Ja'Marcus Ingram had no scholarship offers coming out of high school in Dallas. He had to walk on to Utah State and pay his own way his first year of college.

After two years as a starter at Utah State and two years as a backup at Texas Tech, he finished his college career as a full-time starting cornerback last season at the University at Buffalo.

So when the Buffalo Bills offered him a contract after a two-day rookie minicamp tryout last month, Ingram said it was the culmination of a dream that he had kept alive against the odds over a long road.

"It's surreal; it's still kind of hard to wrap my mind around it," Ingram said after a recent Bills practice. "Right after the second rookie minicamp practice, it felt like I was about to go home because they huddled us up and said at 4 o'clock they would be transporting us to the airport. I was like, 'Dang, they're going to send us home. I'll be going back to Dallas.' But after the coaches huddled up, they walked over to me and whispered in my ear, 'Congratulations, we want to sign you.' It was a dream come true."

(The Buffalo News, Mark Gaughan, June 4, 2022)

## PERSONAL

Son of Godfrey Ingram and Tresa McMillian. Ingram earned a bachelor's degree in sociology and a master's degree in interdisciplinary studies (business & education). Ingram is one of 10 siblings and names his father, who passed away in 2018, as his biggest influence. In 2023, founded a clothing company, Trealogy.



# JA'MARCUS INGRAM

**CORNERBACK - 46**

## JA'MARCUS INGRAM'S NFL REGULAR SEASON DEFENSIVE STATISTICS

DATE	TEAM	GP	GS	TACKLES								INTERCEPTIONS					FUMBLES					ST				MISC							
				TK	S	A	TFL	YDS	SK	YDS	QBH	NO	YDS	LG	TD	PD	FF	FR	TD	YDS	TK	S	A	FF	FR	S	A						
2022	Bills	2	0	3	2	1	0	0	0.0	0.0	0	0	0	0	0	0	0	0	0	0	0	0	0	0	0	0	0	0	0	0	0	0	0
<b>TOTALS</b>		<b>2</b>	<b>0</b>	<b>3</b>	<b>2</b>	<b>1</b>	<b>0</b>	<b>0</b>	<b>0.0</b>	<b>0.0</b>	<b>0</b>	<b>0</b>	<b>0</b>	<b>0</b>	<b>0</b>	<b>0</b>	<b>0</b>	<b>0</b>	<b>0</b>	<b>0</b>	<b>0</b>	<b>0</b>	<b>0</b>	<b>0</b>	<b>0</b>	<b>0</b>	<b>0</b>	<b>0</b>	<b>0</b>	<b>0</b>	<b>0</b>	<b>0</b>	

## SINGLE-GAME HIGHS: DEFENSIVE

**Total Tackles**

2 at Miami Dolphins, Sep 25, 2022

# DANE JACKSON



Age: **26** (November 29, 1996)  
 NFL EXP: **4 Years**  
 Hometown: **Coraopolis, PA**  
 Twitter: **@Djack11\_**

Height: **5-11**      Weight: **180**  
 Acquired: **Draft (2020, R7)**  
 College: **Pittsburgh**  
 Instagram: **@djack11\_**

## FIRST-AND-10

**DANE JACKSON** re-signed with the Bills in 2023 to a one-year contract. Jackson was a 7th round draft choice of Buffalo in 2020 and has started games during each of his three NFL seasons, including 3 playoff contests.

## SHOUTOUTS

- In his first three NFL seasons, posted 109 tackles, 3 interceptions, 23 passes defended, a forced fumble and a fumble recovery in 37 regular season games (22 starts).
- Posted first career forced fumble of RB David Montgomery at Chi. (12/24/22).
- Intercepted Kirk Cousins vs. Min (11/13/22).
- In first NFL start on opening day at LAR (9/8/22), intercepted Matthew Stafford.
- Started the final 6 regular season games and both postseason contests of 2021 in place of an injured Tre'Davious White.
- Ended a drive in red zone at Mia. (9/19/21) with a 4th down run stop.
- Started at Arz. (11/15/20) and had 8 tackles, a PBU in end zone and a FR.
- In his first NFL game at NYJ (10/25/20), started at cornerback and registered an INT of Sam Darnold along with 2 PBUs.
- Finished four-year career at Pittsburgh with 148 tackles, 4 INTs, 43 PBUs, 4 FF and 2 FR and 1.5 sacks in 50 games.
- Earned second-team All-ACC honors in 2019 after leading his team with 12 passes defended. Also posted 43 tackles and an interception at Duke (10/5/19).
- Received honorable mention All-ACC in 2018 with team-leading 41 passes defended and 4 forced fumbles.
- Returned a fumble 35 yards for a TD in a victory vs. Syracuse (10/6/18).

## IF YOU HAVEN'T HERD

### TWO SPORTS, TWO SCHOOLS

Jackson began playing football at the age of 7 for the West Pittsburgh Steelers in a youth league. As a freshman at Cornell High School, he played defensive back and wide receiver. After his school dropped its football program, Jackson played for nearby Quaker Valley High School through a cooperative program between the two schools.

Jackson eventually became the team's starting quarterback during his junior season of 2013 at Quaker Valley and led the school to its first playoff berth since 1999. He rushed for 1,111 yards and 9 TDs, while throwing for 975 yards and 13 TDs.

Meanwhile Jackson continued to star on Cornell's basketball team and averaged 28 points per game as a senior.

He scored a school-record 51 points in a win against Rochester.

Jackson said he knew he was having a significant game, but he didn't know how good it was until a timeout late in the game.

"I had no idea," Jackson told the Beaver County Times. "At that last timeout we came over and my teammates told me I had 49, and I couldn't believe it."

According to the Beaver County Times, Jackson became the 8th WPIAL athlete to land a major college football scholarship while finishing in the top 5 in scoring in basketball, joining NFL players Darrelle Revis, Terrelle Pryor and Bruce Gradkowski.

## PERSONAL

Has a son, Dane, Jr. Is the son of Joy Faulkner. Has an older brother, Louis Helms, an older sister, Tyla Helms, and a younger sister, Kennedy Jackson. Earned a degree in communications.





# DANE JACKSON

CORNERBACK - 30



### “SHE SHOWED ME WHAT RESILIENCY IS”

Raising four children as a single mother in Pittsburgh while working as a paralegal, Joy Faulkner has had a tremendous impact on her family, especially Dane. “She showed me what the definition of strong is,” reflected Jackson. “She showed me what resiliency is. She always kept everything right for us. We knew she had a lot going on, but she made sure we always had a roof over our heads and food on the table for us. She cooked every night. And my favorite meal was shrimp Alfredo. One day, I plan to do something really special for her.”

### “HE BROUGHT OUT MY REAL TRUE TALENT”

Jackson is quick to credit the lessons he learned from his coach, Ed Dawson, at Cornell High School. “He honestly taught me to believe in myself and he brought out my real true talent.” recalled Jackson. “He made it a competition every single day of practice, especially against my cousin [Dorian Maynard] who I was living with along with my aunt at the time. Coach would always say, who is going to get the biggest piece of chicken tonight? I wouldn’t be here without him.” Maynard went on to play collegiately at Division III Muskingum University in Ohio.

## THE STAMPEDE

#### FAVORITE ATHLETE:

LeBron James

#### FAVORITE MOVIE:

Hardball

#### TOP OF BUCKET LIST:

Snorkeling

#### FIRST JOB:

Working at Subway

#### DREAM SPORTING EVENT TO ATTEND:

NBA Finals



#### FAVORITE CEREAL

#### GROWING UP:

Cinnamon Toast Crunch

#### FAVORITE FOOD:

Shrimp

#### IF HE COULD PLAY ANOTHER PRO SPORT:

Shooting guard for the 76ers





# DANE JACKSON

**CORNERBACK - 30**

## DANE JACKSON'S NFL REGULAR SEASON DEFENSIVE STATISTICS

DATE	TEAM	GP	GS	TACKLES										INTERCEPTIONS					FUMBLES					ST					MISC			
				TK	S	A	TFL	YDS	SK	YDS	QBH	NO	YDS	LG	TD	PD	FF	FR	TD	YDS	TK	S	A	FF	FR	S	A					
2020	Bills	5	2	15	13	2	1	1	0.0	0.0	0	1	6	6	0	5	0	1	0	0	0	0	0	0	0	0	0	0	0	0	0	0
2021	Bills	17	6	37	30	7	0	0	0.0	0.0	0	0	0	0	0	6	0	0	0	0	0	4	3	1	0	0	0	0	0	0		
2022	Bills	15	14	57	49	8	1	6	0.0	0.0	0	2	13	11	0	12	1	0	0	0	0	0	0	0	0	0	0	0	0	0		
<b>TOTALS</b>		<b>37</b>	<b>22</b>	<b>109</b>	<b>92</b>	<b>17</b>	<b>2</b>	<b>7</b>	<b>0.0</b>	<b>0.0</b>	<b>0</b>	<b>3</b>	<b>19</b>	<b>11</b>	<b>0</b>	<b>23</b>	<b>1</b>	<b>1</b>	<b>0</b>	<b>0</b>	<b>4</b>	<b>3</b>	<b>1</b>	<b>0</b>	<b>0</b>	<b>0</b>	<b>0</b>	<b>0</b>	<b>0</b>			

## DANE JACKSON'S NFL POSTSEASON DEFENSIVE STATISTICS

DATE	TEAM	GP	GS	TACKLES										INTERCEPTIONS					FUMBLES					ST					MISC	
				TK	S	A	TFL	YDS	SK	YDS	QBH	NO	YDS	LG	TD	PD	FF	FR	TD	YDS	TK	S	A	FF	FR	S	A			
2020	Bills	0	0	0	0	0	0	0	0.0	0.0	0	0	0	0	0	0	0	0	0	0	0	0	0	0	0	0	0	0	0	0
2021	Bills	2	2	10	9	1	1	3	0.0	0.0	0	0	0	0	0	0	0	0	0	0	0	0	0	0	0	0	0	0	0	0
2022	Bills	2	1	4	2	2	0	0	0.0	0.0	0	0	0	0	0	1	0	0	0	0	0	0	0	0	0	0	0	0	0	0
<b>TOTALS</b>		<b>4</b>	<b>3</b>	<b>14</b>	<b>11</b>	<b>3</b>	<b>1</b>	<b>3</b>	<b>0.0</b>	<b>0.0</b>	<b>0</b>	<b>0</b>	<b>0</b>	<b>0</b>	<b>0</b>	<b>1</b>	<b>0</b>	<b>0</b>	<b>0</b>	<b>0</b>	<b>0</b>	<b>0</b>	<b>0</b>	<b>0</b>	<b>0</b>	<b>0</b>	<b>0</b>	<b>0</b>	<b>0</b>	

## SINGLE-GAME HIGHS: DEFENSIVE

**Total Tackles** 8 at Arizona Cardinals, Nov 15, 2020  
**Solo Tackles** 7 at Tampa Bay Buccaneers, Dec 12, 2021  
**Passes Defensed** 2 vs. New York Jets, Dec 11, 2022  
**Forced Fumbles** 1 at Chicago Bears, Dec 24, 2022  
**Fumble Recoveries** 1 at Arizona Cardinals, Nov 15, 2020

**Tackles For Loss** 1 vs. Minnesota Vikings, Nov 13, 2022  
**Interceptions** 1 vs. Minnesota Vikings, Nov 13, 2022  
**Interception Return Yards** 6 at New York Jets, Oct 25, 2020  
**Special Teams Tackles** 1 at New York Jets, Nov 14, 2021

# KEVIN JARVIS



Age: **24** (December 22, 1998)  
 NFL EXP: **1st Year**  
 Hometown: **Park Ridge, IL**

Height: **6-6**      Weight: **325**  
 Acquired: **Free Agent (2023)**  
 College: **Michigan State**  
 Instagram: **@kevin\_jarvis75**

## FIRST-AND-10

**KEVIN JARVIS** is in his first season in Buffalo after signing with the Bills as an free agent in 2023. Jarvis signed with Detroit Lions as an undrafted free agent in 2022 but was released prior to the start of the season. Jarvis started 39 games at Michigan State at three different positions.

## SHOUTOUTS

- Saw action in 44 career games during a five-year collegiate career at Michigan State (2017-21), including 39 starts (25 at right guard, 11 at right tackle and 3 at left tackle).
- Earned honorable mention All-Big Ten status in 2021 after starting all 12 regular season games for the Spartans (first 8 at right guard and the final 4 at right tackle).
- In season-opening win at Northwestern (9/3/21), helped offense rush for 326 yards, marking the first time that the Spartans rushed for 300 yards in a game since 2014.
- In 2020, started all 7 games at right tackle, playing in every snap of 6 of those 7 games. Played in 492 snaps (98 percent) of 498 total offensive snaps.
- Redshirted in 2019 after starting the first three games of the season at left tackle. Played 176 snaps before suffering a season-ending injury.
- Saw action in 9 games (7 starts) in 2018 and logged 575 snaps.
- As a freshman in 2017, earned honorable mention All-Big Ten accolades, playing in all 13 games with 10 starts for a total of 670 snaps.
- As a high school senior at Maine South HS, helped his team to the Illinois Class 8A state championship in 2016.
- Named 2016 Chicago Tribune Preps Plus Football Player of the Year.

## IF YOU HAVEN'T HERD

### WORK ETHIC DEFINED AT A YOUNG AGE

Jarvis developed his work ethic as a kid, when he took out the garbage and swept and mopped the floor at a Moose Lodge on Sunday mornings. He also watched how hard his mother worked; she was a police officer in Chicago for 21 years.

"Doing this isn't really tough compared to what they do a lot of the time," said Jarvis, who studied criminal justice at MSU and might pursue a career there after football. **(Mason Young, Detroit Free Press, August 4, 2022)**

### QUARANTINE WORKOUT PARTNERS

Players such as Northwestern freshman Peter Skoronski (first round pick of the Titans in 2023) and Michigan State redshirt junior Kevin Jarvis, both Maine South graduates, found creative ways to stay fresh in the downtime.

During quarantine, Maine South coach Dave Inserra said the two would regularly meet up in the late spring and summer to work out together.

"I think that was a great combination," Inserra said. "Two guys with NFL potential being able to push each other in a small setting. They weren't working out with the big groups. I think that was really helpful for both of them." **(Rich Mayor, Pioneer Press, Sept. 25, 2020)**

## PERSONAL

Is the son of Russell and Margaret Jarvis. Margaret works as a police officer in Chicago. Earned his bachelor's degree in criminal justice in December 2020.



# KEESEAN JOHNSON



Age: **26** (October 9, 1996)  
 NFL EXP: **3 Years**  
 Hometown: **Palo Alto, CA**  
 Twitter: **@JohnsonKeesean**

Height: **6-1**      Weight: **201**  
 Acquired: **Free Agent (2022)**  
 College: **Fresno State**  
 Instagram: **@president\_3**

## FIRST-AND-10

**KEESEAN JOHNSON** is in his 2nd season in Buffalo after signing to the Bills practice squad in 2022. A 6th round pick of Arizona in 2019 from Fresno State, he previously spent time in the NFL with the Cardinals (2109-20), Eagles (2021), 49ers (2022), and Falcons (2022). Johnson finished his collegiate career as Fresno State's all-time leader in receptions (275) and receiving yards (3,463).

## SHOUTOUTS

- Was a member of the 49ers and Falcons training camp rosters in 2022 before signing with the Bills practice squad on October 11, 2022.
- Saw action in NFC Wild Card game for the Eagles at TB (1/16/22).
- Recorded 15 receptions for 173 yards in 8 games (1 start) with Arizona in 2020.
- Had a season-high 4 catches vs. LAR (12/6/20).
- Tallied a career-high 50 receiving yards (on 2 catches) vs. SF (12/26/20), including a career-long 45-yard grab from Kyler Murray.
- Posted 21 catches for 187 yards and a touchdown in 10 games (4 starts) as a rookie with the Cardinals in 2019.
- Registered his first NFL touchdown on a 9-yard catch from Kyler Murray vs. SF (10/31/19).
- Caught a career-high 5 passes for 46 yards for Arizona in his NFL debut in season opener vs. Det. (9/8/19). The game ended in a 27-27 tie.
- Finished his career at Fresno State as the school's all-time leader with 275 receptions and 3,463 yards.
- Ended collegiate career by catching a pass in 50 consecutive games.
- As a senior in 2018, grabbed 95 passes for 1,340 yards and 8 touchdowns.

## IF YOU HAVEN'T HERD

### BROTHERLY LOVE

Johnson had yet to blossom into a college prospect, let alone a future NFL player, by the start of his senior year at Palo Alto High School. But during that final season, Johnson capped a growth spurt, going from 5-foot-4 when he entered high school to 6-foot-2.

So when everything started coming together for Johnson, his older brother, Vince Miles, made sure colleges took notice. Miles didn't want his younger brother to slip through the cracks the way he had and he diligently began compiling a highlight reel.

"Not a lot of people have big brothers that are willing to do things like that, on their free time, go out there and make their brother a highlight tape to help him get to college and where he wants to be," Johnson said.

Johnson didn't start as a junior at Palo Alto, finishing that season with 15 catches. During his senior season, though, he had 58 catches for 1,015 yards and 14 touchdowns. But he still wasn't getting serious looks from schools. Instead of hard recruiting pitches, he was getting form letters in the mail.

So Miles began cutting clips from Johnson's games with the goal of compiling a highlight reel to send to colleges after the season. Every week, Miles would watch Johnson's game film, cut and crop the plays he liked, and save them for the reel. **(Josh Weinfuss, ESPN.com, August 27, 2019)**

## PERSONAL

Has a daughter, Jessie Brielle. Is the son of Monique Burns and Sean Johnson. Has one older brother, Vince Miles, who played safety at San Jose State (2014-15). His cousin is CB Mekhi Blackmon, a third round draft choice of the Vikings in 2023. Was a high school and college teammate of current Raiders WR Davante Adams. Majored in criminology-law enforcement.



# KEESEAN JOHNSON

**WIDE RECEIVER - 81**

## KEESEAN JOHNSON'S NFL REGULAR SEASON RUSHING/RECEIVING STATISTICS

DATE	TEAM	GP	GS	RECEIVING					RUSHING				
				NO.	YDS.	AVG.	LG	TD	NO.	YDS.	AVG.	LG	TD
2019	Cardinals	10	4	21	187	8.9	31	1	1	3	3.0	3	0
2020	Cardinals	8	1	15	173	11.5	45	0	0	0	0.0	0	0
2021	Cardinals	0	0	0	0	0.0	0	0	0	0	0.0	0	0
2021	Eagles	0	0	0	0	0.0	0	0	0	0	0.0	0	0
2021	<b>TOTAL</b>	<b>0</b>	<b>0</b>	<b>0</b>	<b>0</b>	<b>0.0</b>	<b>0</b>	<b>0</b>	<b>0</b>	<b>0</b>	<b>0.0</b>	<b>0</b>	<b>0</b>
2022	Falcons	0	0	0	0	0.0	0	0	0	0	0.0	0	0
2022	Bills	0	0	0	0	0.0	0	0	0	0	0.0	0	0
2022	<b>TOTAL</b>	<b>0</b>	<b>0</b>	<b>0</b>	<b>0</b>	<b>0.0</b>	<b>0</b>	<b>0</b>	<b>0</b>	<b>0</b>	<b>0.0</b>	<b>0</b>	<b>0</b>
<b>TOTALS</b>		<b>18</b>	<b>5</b>	<b>36</b>	<b>360</b>	<b>10.0</b>	<b>45</b>	<b>1</b>	<b>1</b>	<b>3</b>	<b>3.0</b>	<b>3</b>	<b>0</b>

## KEESEAN JOHNSON'S NFL POSTSEASON RUSHING/RECEIVING STATISTICS

DATE	TEAM	GP	GS	RECEIVING					RUSHING				
				NO.	YDS.	AVG.	LG	TD	NO.	YDS.	AVG.	LG	TD
2021	Eagles	1	0	0	0	0.0	0	0	0	0	0.0	0	0
2022	Bills	0	0	0	0	0.0	0	0	0	0	0.0	0	0
<b>TOTALS</b>		<b>1</b>	<b>0</b>	<b>0</b>	<b>0</b>	<b>0.0</b>	<b>0</b>	<b>0</b>	<b>0</b>	<b>0</b>	<b>0.0</b>	<b>0</b>	<b>0</b>

## SINGLE-GAME HIGHS: RUSHING/RECEIVING

**Rush Attempts** 1 at Cincinnati Bengals, Oct 06, 2019  
**Rushing Yards** 3 at Cincinnati Bengals, Oct 06, 2019  
**Longest Runs** 3 at Cincinnati Bengals, Oct 06, 2019  
**Receptions** 5 vs. Detroit Lions, Sep 08, 2019  
**Receiving Yards** 50 vs. San Francisco 49ers, Dec 26, 2020

**Receiving Average** 9.2 vs. Detroit Lions, Sep 08, 2019  
**Longest Receptions** 45 vs. San Francisco 49ers, Dec 26, 2020  
**Receiving TDs** 1 vs. San Francisco 49ers, Oct 31, 2019  
**All-Purpose Yards** 50 vs. San Francisco 49ers, Dec 26, 2020  
**Most TDs** 1 vs. San Francisco 49ers, Oct 31, 2019



# TARON JOHNSON

Age: 26 (July 27, 1996)

NFL EXP: 6 Years

Hometown: Sacramento, CA

Twitter: @Taronj11

Height: 5-11

Weight: 192

Acquired: Draft (2018, R4)

College: Weber State

Instagram: @Taronj11

## FIRST-AND-10

**TARON JOHNSON** is in his fifth season in Buffalo after spending four seasons at Weber State. Johnson was the 121st overall selection in the fourth round by the Bills and he became the first Weber State player to be selected in the NFL Draft since 2010.

## SHOUTOUTS

- Intercepted Chiefs QB Patrick Mahomes in the final minute of regulation locking in the Bills 24-20 victory (10/16/2022).
- Recorded first fumble recovery of any variety of NFL career vs. PIT (10/09/2022).
- Finished the 2021 regular season with 76 tackles, a career-high 3 sacks and an interception.
- Recorded a sack, a forced fumble and two passes defended against Miami in Week 2, becoming the fifth Bill since 1999 to accomplish the feat.
- Intercepted Baltimore QB Lamar Jackson in the end zone and returned it 101 yards for the game-changing touchdown in leading the Bills to a 17-3 win vs. Bal. in the Divisional Round. It was the first Bills defensive touchdown in the playoffs since 1996 and tied for the longest interception return for a touchdown in NFL postseason history.
- Recorded a career-high 93 tackles and seven passes defended during the 2020 regular season.
- Picked off Steelers QB Ben Roethlisberger and returned it 51 yards for a momentum changing touchdown in the 26-15 win vs. PIT (12/13/2020).

## PERSONAL

Taron (TARE-un) is the son of Baron Johnson, who served in the Air Force. His mother, Trina, passed away from breast cancer in 2005. He studied criminal justice while at Weber State.

## IF YOU HAVEN'T HERD

### THE PICK 6

Taron Johnson knows that the play he is most remembered for in his Bills career is his 101-yard interception return for a touchdown against the Ravens in the AFC divisional round in 2021.

"Taron Johnson," Josh Allen said to the media after the game. "That's a play that people are going to remember for a long time here in Buffalo, potentially a franchise-altering play."

Despite the magnitude of that moment, Johnson hopes to be known for many more plays to come and is putting in the work to make sure that isn't his only legacy.

"It's an honor. Just thankful for that opportunity that I had," Johnson said to the Buffalo News in July. "I mean, I don't just want to be known for that play. I want to make a lot of noise throughout my time in the NFL, but that was such a huge play. Honestly, I'll never forget it, and I'll never forget the feeling, either. Hopefully, more plays to make just like that, where there's a bigger play in a bigger game."

### A CLOSE BOND

Due to the unfortunate passing of his mother, Trina, when Taron was 9, Taron and his father, Baron, formed a very close relationship that has helped make Taron the man he is today. Taron credits his father for showing him the meaning of hard work and that anything could be accomplished if he worked hard enough.



"If there is something he instilled in me at a very young age, it was my work ethic and learning from my mistakes. That's how I got here," Johnson told BuffaloBills.com.





# TARON JOHNSON

**CORNERBACK - 7**

## MOTIVATION

Taron Johnson has never needed to look very far to find the motivation he needed to push himself harder in his athletic pursuits. Johnson's older sister, Treana, earned All-American honors at BYU in track and field. Since she was three years older, Taron was always chasing after her accomplishments.

His family motivation goes deeper than just the athletic accomplishments of his sister. Taron uses the loss of his mother at the age of 9 as his main desire to make his family proud. Trina Johnson passed away from breast cancer in 2005.

"It was definitely a shock. It didn't seem real at the time... It was just very weird. It seemed like a dream. She's inspirational for sure. She introduced me to the game, and I'm thankful for it," Johnson said recently in an interview with WKBW. "I feel like I play for her."

## THE STAMPEDE

**FAVORITE FOOD:**  
Chicken Wings

**SKILL HE WANTS TO LEARN:**  
Singing

**FAVORITE TV SHOW:**  
Gangs of London

**DREAM VACATION SPOT:**  
Dubai

**FAVORITE SPORTS JERSEY:**  
Dwyane Wade



## TARON JOHNSON'S NFL REGULAR SEASON DEFENSIVE STATISTICS

DATE	TEAM	GP	GS	TACKLES							INTERCEPTIONS					FUMBLES					ST				
				TK	S	A	TFL	YDS	SK	YDS	QBH	NO	YDS	LG	TD	PD	FF	FR	TD	YDS	TK	S	A	FF	FR
2018	Bills	11	2	41	33	8	1	4	1.0	6.0	1	1	0	0	0	3	1	0	0	0	1	1	0	0	0
2019	Bills	12	7	50	39	11	2	8	1.0	7.0	1	0	0	0	5	1	0	0	0	0	0	0	0	0	
2020	Bills	16	10	93	70	23	5	21	1.0	6.0	3	1	51	51	1	7	1	0	0	0	1	0	1	0	0
2021	Bills	16	15	76	53	23	4	29	3.0	24.0	3	1	4	4	0	7	1	0	0	0	0	0	0	0	1
2022	Bills	16	15	89	67	22	6	4	0.0	0.0	0	1	2	2	0	9	0	0	0	0	1	0	1	0	1
<b>TOTALS</b>		<b>71</b>	<b>49</b>	<b>349</b>	<b>262</b>	<b>87</b>	<b>18</b>	<b>66</b>	<b>6.0</b>	<b>43.0</b>	<b>8</b>	<b>4</b>	<b>57</b>	<b>51</b>	<b>1</b>	<b>31</b>	<b>4</b>	<b>0</b>	<b>0</b>	<b>0</b>	<b>3</b>	<b>1</b>	<b>2</b>	<b>0</b>	<b>1</b>

## TARON JOHNSON'S NFL POSTSEASON DEFENSIVE STATISTICS

DATE	TEAM	GP	GS	TACKLES							INTERCEPTIONS					FUMBLES					ST				
				TK	S	A	TFL	YDS	SK	YDS	QBH	NO	YDS	LG	TD	PD	FF	FR	TD	YDS	TK	S	A	FF	FR
2019	Bills	1	1	0	0	0	0	0	0.0	0.0	0	0	0	0	0	1	0	0	0	0	0	0	0	0	0
2020	Bills	3	2	17	14	3	2	2	0.0	0.0	0	1	101	101	1	3	0	0	0	0	0	0	0	0	0
2021	Bills	2	2	12	9	3	1	1	1.0	1.0	0	0	0	0	0	0	0	0	0	0	0	0	0	0	0
2022	Bills	2	2	13	9	4	1	0	0.0	0.0	1	0	0	0	0	2	0	0	0	0	0	0	0	0	0
<b>TOTALS</b>		<b>8</b>	<b>7</b>	<b>42</b>	<b>32</b>	<b>10</b>	<b>4</b>	<b>3</b>	<b>1.0</b>	<b>1.0</b>	<b>1</b>	<b>1</b>	<b>101</b>	<b>101</b>	<b>1</b>	<b>6</b>	<b>0</b>	<b>0</b>	<b>0</b>	<b>0</b>	<b>0</b>	<b>0</b>	<b>0</b>	<b>0</b>	<b>0</b>

## SINGLE-GAME HIGHS: DEFENSIVE

**Total Tackles** 12 at Kansas City Chiefs, Oct 10, 2021  
**Solo Tackles** 9 vs. Los Angeles Rams, Sep 27, 2020  
**Sacks** 1.0 vs. Atlanta Falcons, Jan 02, 2022  
**Passes Defensed** 2 at New England Patriots, Dec 01, 2022  
**Forced Fumbles** 1 at Miami Dolphins, Sep 19, 2021

**Tackles For Loss** 2 at Arizona Cardinals, Nov 15, 2020  
**Interceptions** 1 at Kansas City Chiefs, Oct 16, 2022  
**Interception Return Yards** 51 vs. Pittsburgh Steelers, Dec 13, 2020  
**Special Teams Tackles** 1 vs. Tennessee Titans, Sep 19, 2022



# KINGSLEY JONATHAN

Age: **25** (April 28, 1998)  
 NFL EXP: **2 Years**  
 Hometown: **Lagos, Nigeria**  
 Twitter: **@Kingg\_J1**

Height: **6-4**      Weight: **260**  
 Acquired: **Free Agent (2022)**  
 College: **Syracuse**  
 Instagram: **@kingg\_j1**

## FIRST-AND-10

**KINGSLEY JONATHAN** originally signed with the Bills in 2022 as a UDFA out of Syracuse. Jonathan was claimed off of waivers by the Bears prior to the start of the 2022 season and played in five games for Chicago before rejoining the Bills.

## SHOUTOUTS

- Made his playoff debut vs. Cin (1/22/23).
- Made his Bills debut at Chi. (12/24/22) and recorded his first career tackle for loss.
- Made his NFL debut at GB (9/18/22) while with the Chicago Bears and recorded two tackles. Played in five games for the Bears during the 2022 season.
- Tallied 101 tackles (60 solo), 21.5 tackles for loss, 15.0 sacks, three forced fumbles and two fumble recoveries in 56 career games with the Syracuse Orange (2017-21).
- In 2021, appeared in 12 games for Syracuse with one start, recording 20 tackles, 5.5 tackles for loss and 4.5 sacks.
- In 2020, started all 11 games on defensive line. Finished the season with 32 tackles (25 solo), 5.5 tackles for loss, 3.0 sacks, a forced fumble, four quarterback hurries and three pass deflections.
- In 2019, appeared in 12 games as a reserve defensive end. Tallied a personal-best 24 tackles, including three for a loss, and 1.5 sacks to go along with one pass breakup, one forced fumble and one fumble recovery.

## PERSONAL

Full name is Chukwuemeka Kingsley Jonathan. Born in Lagos, Nigeria and attended St. Frances Academy in Baltimore, MD for high school. Guardians are Tim and Tyra Grate. Has one brother and two sisters. Holds a Bachelor's degree in information management and technology & a Master's degree in instructional design, development, and education.

## IF YOU HAVEN'T HERD

### FROM NIGERIA TO THE NFL

Kingsley Jonathan's family is back in Lagos, Nigeria cheering him on as he tries to make the Bills roster, even if they aren't familiar with the NFL. "My family back home, they don't understand the magnitude of it," said Jonathan. "So I tried to explain to them as much as I could but they were excited."

Growing up in Lagos, Nigeria, Jonathan says that he was a good basketball player. As a result, his parents felt that he would be better off taking his skills to the United States. But that meant at 14 years old he would be leaving his family behind. "It was pretty tough," said Jonathan. "But I had one goal in mind. Just to make it to the NBA." But everything went left once he arrived on American soil. The host family that took Jonathan was alleged to be a part of an FBI human trafficking scheme...Yes, Jonathan's first year in the US he didn't go to school. However, one of his friend's parents saw the situation he was in and decided to adopt him. From there, he found the game of football, the American version.

"I didn't even know what football was until I got here," said Jonathan. "It was a sport where I was just running around. Just hitting people, line back up, run around. Hit somebody. Line back up. I don't know what I was doing I was just running around." Once he realized that he was good at football, the Nigerian native began to invest more time in the game. He started to spend more hours on the field to hone his craft and even studied film of great players in the NFL such as his current teammate, Von Miller.

Jonathan hasn't seen his family since he migrated to the US and they have never seen him play football. He says his mother and father are why he keeps going and he's motivated to one day repay them. "This is because of them and the sacrifices they've made," said Jonathan. "I'm here because of them and I hope I can keep making them proud."

**(Rochester First, Carl Jones, July 27, 2022)**



# KINGSLEY JONATHAN

**DEFENSIVE END - 59**

## KINGSLEY JONATHAN'S NFL REGULAR SEASON DEFENSIVE STATISTICS

DATE	TEAM	GP	GS	TACKLES							INTERCEPTIONS					FUMBLES					ST			MISC												
				TK	S	A	TFL	YDS	SK	YDS	QBH	NO	YDS	LG	TD	PD	FF	FR	TD	YDS	TK	S	A	FF	FR	S	A									
2022	Bills	1	0	1	1	0	1	1	0.0	0.0	0	0	0	0	0	0	0	0	0	0	0	0	0	0	0	0	0	0	0	0	0	0	0	0	0	0
2022	Bears	0	0	4	1	3	0	0	0.0	0.0	0	0	0	0	0	0	0	0	0	0	0	0	0	0	0	0	0	0	0	0	0	0	0	0	0	0
2022	<b>TOTAL</b>	<b>1</b>	<b>0</b>	<b>5</b>	<b>2</b>	<b>3</b>	<b>1</b>	<b>1</b>	<b>0.0</b>	<b>0.0</b>	<b>0</b>	<b>0</b>	<b>0</b>	<b>0</b>	<b>0</b>	<b>0</b>	<b>0</b>	<b>0</b>	<b>0</b>	<b>0</b>	<b>0</b>	<b>0</b>	<b>0</b>	<b>0</b>	<b>0</b>	<b>0</b>	<b>0</b>	<b>0</b>	<b>0</b>	<b>0</b>	<b>0</b>	<b>0</b>	<b>0</b>	<b>0</b>	<b>0</b>	<b>0</b>
<b>TOTALS</b>		<b>1</b>	<b>0</b>	<b>5</b>	<b>2</b>	<b>3</b>	<b>1</b>	<b>1</b>	<b>0.0</b>	<b>0.0</b>	<b>0</b>	<b>0</b>	<b>0</b>	<b>0</b>	<b>0</b>	<b>0</b>	<b>0</b>	<b>0</b>	<b>0</b>	<b>0</b>	<b>0</b>	<b>0</b>	<b>0</b>	<b>0</b>	<b>0</b>	<b>0</b>	<b>0</b>	<b>0</b>	<b>0</b>	<b>0</b>	<b>0</b>	<b>0</b>	<b>0</b>	<b>0</b>	<b>0</b>	<b>0</b>

## KINGSLEY JONATHAN'S NFL POSTSEASON DEFENSIVE STATISTICS

DATE	TEAM	GP	GS	TACKLES							INTERCEPTIONS					FUMBLES					ST			MISC													
				TK	S	A	TFL	YDS	SK	YDS	QBH	NO	YDS	LG	TD	PD	FF	FR	TD	YDS	TK	S	A	FF	FR	S	A										
2022	Bills	1	0	0	0	0	0	0	0.0	0.0	0	0	0	0	0	0	0	0	0	0	0	0	0	0	0	0	0	0	0	0	0	0	0	0	0	0	0
<b>TOTALS</b>		<b>1</b>	<b>0</b>	<b>0</b>	<b>0</b>	<b>0</b>	<b>0</b>	<b>0</b>	<b>0.0</b>	<b>0.0</b>	<b>0</b>	<b>0</b>	<b>0</b>	<b>0</b>	<b>0</b>	<b>0</b>	<b>0</b>	<b>0</b>	<b>0</b>	<b>0</b>	<b>0</b>	<b>0</b>	<b>0</b>	<b>0</b>	<b>0</b>	<b>0</b>	<b>0</b>	<b>0</b>	<b>0</b>	<b>0</b>	<b>0</b>	<b>0</b>	<b>0</b>	<b>0</b>	<b>0</b>	<b>0</b>	<b>0</b>


## SINGLE-GAME HIGHS: DEFENSIVE

**Total Tackles** 2 at Chicago Bears, Nov 13, 2022

**Solo Tackles** 1 at Chicago Bears, Dec 24, 2022



# DAQUAN JONES



Age: 31 (December 27, 1991)  
 NFL EXP: 10 Years  
 Hometown: Johnson City, NY  
 Twitter: @RIDQulous\_98

Height: 6-4      Weight: 320  
 Acquired: Free Agent (2022)  
 College: Penn State  
 Instagram: @daj\_90

## FIRST-AND-10

**DAQUAN JONES** (pronounced DAY-kwon) signed a two-year contract with the Bills in 2022 as an unrestricted free agent. A 4th round draft pick of Tennessee in 2014 from Penn State, Jones played his first 7 NFL seasons for the Titans from 2014-20. He played one year for Carolina in 2021.

## SHOUTOUTS

- Recorded 38 tackles, including 2 sacks, and a fumble recovery in first season in Buffalo in 2022.
- Recovered a fumble vs. NYJ (12/11/22) after a strip sack by Greg Rousseau.
- Posted a sack of Jared Goff at Det. (11/24/22).
- Blocked a 34-yard field goal attempt vs. Cle. (11/20/22).
- From 2015-2022, tied for 5th most in games played (125) by a NFL defensive lineman.
- Played in all 17 games in one season in Carolina in 2021, recording 38 tackles, a forced fumble and a sack.
- Recorded a sack of Lamar Jackson vs. Bal. (1/10/21) in AFC Wild Card game and a half sack of Patrick Mahomes in AFC Championship game at KC (1/19/20).
- Spent the first seven years of career (2014-20) in Tennessee with 235 tackles, 9 sacks, 2 forced fumbles and 2 fumble recoveries in 99 games (93 starts). Also saw action in 4 career playoff contests.
- Notched career-high 9 tackles at Buf. (10/7/18).
- Tallied a career high 2 sacks at Ind. (11/26/17). Added 1.5 sacks the following week vs. Hou. (12/3/17).
- Recovered a fumble in the end zone for his only career touchdown in a win vs. Hou. (1/1/17).
- Posted 92 tackles and 4.5 sacks during his 4-year stint at Penn State (2010-13).

## IF YOU HAVEN'T HERD

### HARD WORK PAYS OFF

Jones' work ethic started at a young age and made an impression on his coaches.

"He didn't take anything for granted," his 7th grade football coach Todd Place told the Buffalo News. "He just always did what he needed to do and you didn't have to push him."

"He was just constantly pushing through, regardless of what may have been in his way or might have hindered or stopped what a lot of other people would have tried to do," Place said. "He just ran through them all and continued to push forward to get where he wanted to be."

Place is grateful for the example Jones set for the children in his school district. "We're not a huge town or a rich district. So it's really important, I think, for kids to see that someone who comes from a similar background, or maybe had an upbringing similar to theirs, was able to go to a big-time college like Penn State ... then get drafted in the NFL."

### CREATING A LEGACY IN BINGHAMTON

Born and raised just outside of Binghamton, NY, Jones has not forgotten about his roots. In fact, he opened up a restaurant in Binghamton called the Legacy Lounge. "It means a lot just because I was fortunate being one of the ones that made it out of the area and made my situation better for me and my family," Jones told WBNG. "For me to bring a business back here means a lot because I can offer jobs to people and offer insight of a little bit about my life that I've gotten to experience."

## PERSONAL

Nicknames: DQ, Quan and Q. He and his wife, Alexis, have a daughter, Mya. Is the son of Steve Jones and Valie Newborn. Has three brothers: Devon Newborn, DaShaun Jones and Dajon Knighton. Has four dogs: Biscuit, Luna, Sasah, and King. Majored in criminal justice.





# DAQUAN JONES

**DEFENSIVE TACKLE - 92**

## DAQUAN JONES' NFL POSTSEASON DEFENSIVE STATISTICS

DATE	TEAM	GP	GS	TACKLES							INTERCEPTIONS					FUMBLES					ST			MISC			
				TK	S	A	TFL	YDS	SK	YDS	QBH	NO	YDS	LG	TD	PD	FF	FR	TD	YDS	TK	S	A	FF	FR	S	A
2017	Titans	0	0	0	0	0	0	0	0.0	0.0	0	0	0	0	0	0	0	0	0	0	0	0	0	0	0	0	0
2019	Titans	3	3	6	2	4	0	0	0.5	0.0	3	0	0	0	0	0	0	0	0	0	0	0	0	0	0	0	0
2020	Titans	1	1	3	2	1	1	8	1.0	8.0	1	0	0	0	0	0	0	0	0	0	0	0	0	0	0	0	0
2022	Bills	1	1	1	0	1	0	0	0.0	0.0	1	0	0	0	0	0	0	0	0	0	0	0	0	0	0	0	0
<b>TOTALS</b>		<b>5</b>	<b>5</b>	<b>10</b>	<b>4</b>	<b>6</b>	<b>1</b>	<b>8</b>	<b>1.5</b>	<b>8.0</b>	<b>5</b>	<b>0</b>	<b>0</b>	<b>0</b>	<b>0</b>	<b>0</b>	<b>0</b>	<b>0</b>	<b>0</b>	<b>0</b>	<b>0</b>	<b>0</b>	<b>0</b>	<b>0</b>	<b>0</b>	<b>0</b>	<b>0</b>

## SINGLE-GAME HIGHS: DEFENSIVE

**Total Tackles** 9 at Buffalo Bills, Oct 07, 2018  
**Solo Tackles** 7 at San Diego Chargers, Nov 06, 2016  
**Sacks** 2.0 at Indianapolis Colts, Nov 26, 2017  
**Passes Defensed** 1 vs. Jacksonville Jaguars, Nov 24, 2019

**Forced Fumbles** 1 vs. Atlanta Falcons, Dec 12, 2021  
**Fumble Recoveries** 1 vs. New York Jets, Dec 11, 2022  
**Tackles For Loss** 3 at Indianapolis Colts, Nov 26, 2017



# DALTON KINCAID



Age: **23** (October 18, 1999)  
 NFL EXP: **Rookie**  
 Hometown: **Las Vegas, NV**  
 Twitter: **@\_DaltonKincaid**

Height: **6-4**      Weight: **246**  
 Acquired: **Draft (2023, R1)**  
 College: **Utah**  
 Instagram: **@daltonkincaid**

## FIRST-AND-10

**DALTON KINCAID** was selected by the Bills in the first round (25th overall) in 2023. Kincaid played for San Diego for two seasons (2018-19) before transferring to Utah (2020-22).

## SHOUTOUTS

- Spent two seasons at San Diego (2018-19) before transferring to Utah (2020-22). Played in 55 career games with 24 starts.
- Named a semifinalist for the John Mackey Award in 2022.
- Played in 12 games with nine starts in his final season. Led the Utes in receptions (70), receiving yards (890) and touchdowns (8). His 890 receiving yards also led all FBS tight ends and his 8 receiving scores ranked second.
- Named Pac-12 Offensive Player of the Week after posting 16 catches for 234 yards and a touchdown against USC (10/15/2022).
- Earned All-Pac-12 first team honors in 2022 after receiving honorable mention accolades in 2021.
- Saw action in 14 games with 13 starts in 2021, recording 36 receptions for 510 yards and 8 touchdowns.
- Played in all five games in his first season at Utah.
- Earned second team all-conference honors at San Diego in 2019 after notching 44 receptions for 835 yards and eight touchdowns.
- Led all FCS tight ends with 18.98 yards per catch in 2019.

## PERSONAL

Son of Vicki and Clark Kincaid. Played just one year of high school football at Faith Lutheran High School. Majored in business management. Enjoys golfing in his free time.

## IF YOU HAVEN'T HERD

### LATE TO THE GAME

Despite not playing competitive football until his senior year of high school, Dalton Kincaid was always around the game, whether it was attending UNLV games with his dad or learning to play in his backyard.

"We had a trampoline in my backyard so I would dive and catch the balls he threw to me," Kincaid told Utah Athletics. "Three drops and we were done, but the better I got at catching that became two drops, then one drop."

He played competitive basketball growing up, and instead of the expected comparisons to Steph Curry or LeBron James, he compared his game to Shane Battier.

"No stats, sets the screens, gets rebounds, takes charges, doing the little stuff and I've always loved nothing more than assisting my teammates," said Kincaid.

Once he transferred to Faith Lutheran, his teammates convinced him to join the football team his senior year and in just one season he left quite an impact, earning all-state and all-conference honors.


## THE STAMPEDE


**DREAM VACATION SPOT:**  
Bali

**FAVORITE GAS STATION SNACK:**  
Nerds Gummy Clusters

**DREAM SPORTING EVENT TO ATTEND:**  
The Masters

**FAVORITE TV SHOW:**  
The Office





# A.J. KLEIN

Age: **31** (July 30, 1991)

NFL EXP: **11 Years**

Hometown: **Appleton, WI**

Height: **6-1**

Weight: **240**

Acquired: **Waivers-CHI (2022)**

College: **Iowa State**

Instagram: **@ajklein47**

## FIRST-AND-10

**A.J. KLEIN** re-signed with the Bills to a one-year contract in 2023. He was claimed off waivers from Chicago on November 17, 2022. Klein spent two seasons in Buffalo (2020-21) after playing for the Saints (2017-19) and the Panthers (2013-16). He was drafted by Carolina in the fifth round in 2013.

## SHOUTOUTS

- Played in 6 games (1 start) for Buffalo in 2002.
- Spent time with the Ravens and Bears in 2022 prior to being claimed off of waivers by the Bills from Chicago.
- Posted 9 tackles at Det. (11/24/22) starting in place of an injured Tremaine Edmunds in Thanksgiving day win.
- Appeared in 15 games (4 starts) for the Bills in 2021, logging 33 tackles, an interception, and a fumble recovery.
- Intercepted QB Cam Newton vs. Car. (12/19/21).
- In 2020, started 11 games in his first season in Buffalo, tallying a career-high 73 tackles with 5 sacks, 2 forced fumbles and a fumble recovery.
- Named AFC Defensive player of the week with a career-high 14 tackles and 1.5 sacks vs. LAC (11/29/20).
- Tied a career high with 2 sacks of Russell Wilson vs. Sea. (11/8/20), including one that forced a fumble that he recovered.
- With the Saints in 2109, recorded a career-high two sacks of Ryan Tannehill vs. Ten (12/22/19). One week later, he scored his only NFL touchdown at Car. (12/29/19) with a 14-yard INT return of Panthers QB Will Grier.
- Posted first career INT off Ryan Mallett vs. Hou. (9/20/15).

## IF YOU HAVEN'T HERD

### “CHANGED MY LIFE FOREVER”

Klein is more than happy to share his story about how he became a parent for the first time by adopting his son, Cannon.

“It’s changed my life forever. There’s a million families that are on a waiting list to adopt ... It’s heartbreaking to see. There’s children that need our love and there’s children that need families ... Whether you choose to adopt or not, if you can get involved in some way, shape of form, that would be amazing.”

### LOVE FOR BUFFALO

Klein enjoyed his first tenure with the Bills from 2020-21 and is happy to be back in Western New York.

“It’s the city of Good Neighbors for a reason. The people here are the best. There are neighbors that will literally always lend a helping hand. Everyone cares about everybody. Plus there are some sneaky good restaurants in this area. My two favorite are The Left Bank and Hutch’s”

## PERSONAL

Has a daughter, Bowie, and an adopted son, Cannon. Is the son of Jean and the late Len Klein. Is the youngest of 4 siblings (sister Meghan, brothers Alex and Adam). Hobbies are snowmobiling, hunting, fishing and golf (handicap was a 7 in 2023 offseason). Grew up a fan of the Green Bay Packers and Milwaukee Brewers. Competed in football, baseball and track in high school. Majored in kinesiology - physical





# A.J. KLEIN

## LINEBACKER - 52

### A.J. KLEIN'S NFL REGULAR SEASON DEFENSIVE STATISTICS

DATE	TEAM	GP	GS	TACKLES								INTERCEPTIONS					FUMBLES			ST				MISC			
				TK	S	A	TFL	YDS	SK	YDS	QBH	NO	YDS	LG	TD	PD	FF	FR	TD	YDS	TK	S	A	FF	FR	S	A
2013	Panthers	16	2	17	16	1	5	27	2.0	21.0	2	0	0	0	0	0	0	0	0	4	2	2	0	0	0	0	
2014	Panthers	14	8	35	22	13	2	2	0.0	0.0	0	0	0	0	0	0	0	0	0	4	3	1	1	0	0	0	
2015	Panthers	15	6	48	34	14	7	18	1.0	8.0	1	1	8	8	0	1	1	0	0	7	5	2	0	0	0	0	
2016	Panthers	15	7	29	16	13	2	2	1.0	0.0	1	0	0	0	0	1	2	0	0	2	1	1	0	0	0	0	
2017	Saints	12	12	54	37	17	6	27	2.0	21.0	3	0	0	0	0	4	1	0	0	0	0	0	0	0	0	0	
2018	Saints	16	15	70	42	28	7	28	2.0	13.0	4	1	6	6	0	3	0	2	0	17	0	0	0	0	0	0	
2019	Saints	15	15	67	45	22	5	16	2.5	12.0	5	1	14	14	1	2	1	1	0	2	2	0	0	0	0	0	
2020	Bills	16	11	73	52	21	5	26	5.0	38.0	9	0	0	0	0	4	2	1	0	0	2	1	1	0	0	0	
2021	Bills	15	4	33	27	6	4	6	0.0	0.0	1	1	12	12	0	5	0	1	0	2	2	0	0	0	0	0	
2022	Ravens	2	1	4	3	1	1	2	0.0	0.0	0	0	0	0	0	0	0	0	0	1	1	0	0	0	0	0	
2022	Bears	2	0	0	0	0	0	0	0.0	0.0	0	0	0	0	0	0	0	0	0	0	0	0	0	0	0	0	
2022	Bills	6	1	9	6	3	1	1	0.0	0.0	0	0	0	0	0	0	0	0	0	2	1	1	0	0	0	0	
2022	<b>TOTAL</b>	<b>10</b>	<b>2</b>	<b>13</b>	<b>9</b>	<b>4</b>	<b>2</b>	<b>3</b>	<b>0.0</b>	<b>0.0</b>	<b>0</b>	<b>0</b>	<b>0</b>	<b>0</b>	<b>0</b>	<b>0</b>	<b>0</b>	<b>0</b>	<b>0</b>	<b>3</b>	<b>2</b>	<b>1</b>	<b>0</b>	<b>0</b>	<b>0</b>	<b>0</b>	
<b>TOTALS</b>		<b>144</b>		<b>82</b>	<b>439</b>	<b>300</b>	<b>139</b>	<b>45</b>	<b>155</b>	<b>15.5</b>	<b>113.0</b>	<b>26</b>	<b>4</b>	<b>40</b>	<b>14T</b>	<b>1</b>	<b>20</b>	<b>7</b>	<b>5</b>	<b>0</b>	<b>17</b>	<b>26</b>	<b>18</b>	<b>8</b>	<b>1</b>	<b>0</b>	<b>0</b>

### A.J. KLEIN'S NFL POSTSEASON DEFENSIVE STATISTICS

DATE	TEAM	GP	GS	TACKLES								INTERCEPTIONS					FUMBLES			ST				MISC			
				TK	S	A	TFL	YDS	SK	YDS	QBH	NO	YDS	LG	TD	PD	FF	FR	TD	YDS	TK	S	A	FF	FR	S	A
2013	Panthers	1	0	0	0	0	0	0	0.0	0.0	0	0	0	0	0	0	0	0	0	0	0	0	0	0	0	0	0
2014	Panthers	0	0	0	0	0	0	0	0.0	0.0	0	0	0	0	0	0	0	0	0	0	0	0	0	0	0	0	0
2015	Panthers	3	0	2	0	2	0	0	0.0	0.0	0	0	0	0	0	0	0	0	0	0	0	0	0	0	0	0	0
2017	Saints	0	0	0	0	0	0	0	0.0	0.0	0	0	0	0	0	0	0	0	0	0	0	0	0	0	0	0	0
2018	Saints	2	1	7	5	2	2	5	0.0	0.0	0	0	0	0	0	0	0	0	0	0	0	0	0	0	0	0	0
2019	Saints	1	1	8	4	4	1	7	0.0	0.0	0	0	0	0	0	0	0	0	0	0	0	0	0	0	0	0	0
2020	Bills	3	1	3	2	1	0	0	0.0	0.0	0	0	0	0	0	0	0	0	0	0	0	0	0	0	0	0	0
2021	Bills	2	0	4	1	3	0	0	0.0	0.0	0	0	0	0	0	0	0	0	0	0	0	0	0	0	0	0	0
2022	Bills	2	0	0	0	0	0	0	0.0	0.0	0	0	0	0	0	0	0	0	0	0	0	0	0	0	0	0	0
<b>TOTALS</b>		<b>14</b>		<b>3</b>	<b>24</b>	<b>12</b>	<b>12</b>	<b>3</b>	<b>12</b>	<b>0.0</b>	<b>0.0</b>	<b>0</b>	<b>0</b>	<b>0</b>	<b>0</b>	<b>0</b>	<b>0</b>	<b>0</b>	<b>0</b>	<b>0</b>	<b>0</b>	<b>0</b>	<b>0</b>	<b>0</b>	<b>0</b>	<b>0</b>	<b>0</b>

### SINGLE-GAME HIGHS: DEFENSIVE

**Total Tackles** 14 vs. Los Angeles Chargers, Nov 29, 2020  
**Solo Tackles** 10 vs. Los Angeles Chargers, Nov 29, 2020  
**Sacks** 2.0 vs. Seattle Seahawks, Nov 08, 2020  
**Passes Defensed** 1 at New England Patriots, Dec 26, 2021  
**Forced Fumbles** 1 vs. Seattle Seahawks, Nov 08, 2020  
**Fumble Recoveries** 1 vs. Houston Texans, Oct 03, 2021

**Tackles For Loss** 3 vs. Los Angeles Chargers, Nov 29, 2020  
**Interceptions** 1 vs. Carolina Panthers, Dec 19, 2021  
**Interception Return Yards** 14 at Carolina Panthers, Dec 29, 2019  
**Special Teams Tackles** 2 vs. Washington Redskins, Nov 22, 2015  
**Special Teams Forced Fumbles** 1 vs. Chicago Bears, Oct 05, 2014  
**Longest Opponent's Fumble Return** 17 vs. Washington Redskins, Oct 08, 2018



# DAWSON KNOX



Age: **26** (November 14, 1996)  
 NFL EXP: **5 Years**  
 Hometown: **Brentwood, TN**  
 Twitter: **@dawson\_knox**

Height: **6-4**      Weight: **254**  
 Acquired: **Draft (2019, R3)**  
 College: **Ole Miss**  
 Instagram: **@dawsonknox**

## FIRST-AND-10

**DAWSON KNOX** signed a four-year contract extension with the Bills in 2022, tying him to the team through 2026. Knox originally joined the Buffalo Bills in 2019 after being drafted by the team in the third round (96th overall) out of Ole Miss.

## SHOUTOUTS

- Named to his first Pro Bowl in 2022.
- Has 20 career touchdowns which ranks tied for second among all Bills TEs in team history with Jay Riemersma. Trails only Pete Metzelaars (25).
- With 5 receiving touchdowns in his postseason career, trails only Andre Reed (9), James Lofton (6) and Gabe Davis (6) for most by a Bill in the playoffs (tied with Thurman Thomas).
- Had a five-game streak with receiving TDs in 2022. The only tight ends since 1970 with a longer streak of games with 1+ receiving TDs within a single season (including playoffs) are Travis Kelce and Rob Gronkowski.
- Had a team-high 5 receptions for a playoff career-high 89 yards and 2 touchdowns vs. NE (1/15/22). Is the first TE in NFL history with 2 TDs in the first quarter of a playoff game.
- Established new single-season career highs in touchdowns (9), receptions (49) and receiving yards (587) in 2021.
- His nine receiving touchdowns in 2021 set a franchise record for touchdowns scored by a TE in a season and were tied for the most among all NFL TEs.

## PERSONAL

The son of David and Rachel Knox. Dawson has three brothers, the late Luke, Nate and Isaiah, and one sister, LJ. He majored in managerial finance while at Ole Miss. His mom ran track at Tennessee and his dad played basketball at Belmont.

## IF YOU HAVEN'T HERD

### KNOX SOX

Since arriving in Buffalo in 2019, Knox has been a strong supporter of the P.U.N.T Pediatric Cancer Collaborative. P.U.N.T. is a nonprofit organization founded by former NFL Pro Bowl Punter Brian Moorman that provides families in Western New York facing pediatric cancer with programs that offer financial, practical and emotional support.

"Being able to walk into the room and instantly get some smiles is unbelievable," Knox told WKBW. "It's a great feeling for myself but also knowing you can bring a little joy into someone's life who is literally at rock bottom was a really cool feeling."



In 2021 he launched a giveback initiative — Knox Sox — through P.U.N.T. and pledged to donate \$1,000 for every touchdown and \$100 for every catch he had throughout the season, something he continued during the 2022 season as well. The initiative funds custom non-slip socks for local pediatric cancer patients. As part of the campaign, Knox also partnered with For Bare Feet to sell socks with a percentage of the proceeds going directly to P.U.N.T.

"I feel like they've done just as much for me as I've done for them," he said. "They've given me a pretty awesome purpose."



# DAWSON KNOX

**TIGHT END - 88**

## FROM QUARTERBACK TO TIGHT END

Going from being a walk-on to being a top NFL Draft prospect isn't an easy thing to do. To make matters even harder, Knox did it by switching from quarterback to tight end along the way during his redshirt season as a freshman.

According to the Clarion Ledger, Knox barely factored into the Rebels' plan his redshirt freshman year — he played in six games, all on special teams, but by the next season, Knox was the favorite to start at tight end.

"It really made me work even harder I feel like," Knox told the Ledger, "just going to work and practice every day with the mentality that I've got to earn my stripes and prove that I'm supposed to be here. So I think it really has given me an edge that I wouldn't have had if I had a scholarship right off the bat."

At the end of Knox's junior year of high school, he was only 5' 10", 160 pounds, and he shot up during his senior year, making the switch at Ole Miss more ideal.



## BUFFALO TRACKS

### CAREER TOUCHDOWNS BY A BILLS TE

Player	Touchdowns
1. Pete Metzelaars	25
2t. Dawson Knox	20
2t. Jay Riemersma	20
4. Scott Chandler	17
5. Reuben Gant	15

### SINGLE-SEASON TOUCHDOWNS BY A BILLS TE

Player	Season	Touchdowns
1. Dawson Knox	2021	9
2t. Dawson Knox	2022	6
2t. Scott Chandler	2012	6
2t. Scott Chandler	2011	6
2t. Pete Metzelaars	1992	6
2t. Jay Riemersma	1998	6

### CAREER PLAYOFF TOUCHDOWNS BY A BILL

Player	Touchdowns
1. Andre Reed	9
2t. James Lofton	6
2t. Gabe Davis	6
4t. Dawson Knox	5
4t. Thurman Thomas	5

## THE STAMPEDE

### FAVORITE ATHLETE GROWING UP:

Tim Tebow

### FAVORITE OLYMPIC SPORT:

Track sprinting

### PREGAME RITUAL:

Listen to a good playlist and pray

### FAVORITE APP:

DoorDash

### DREAM SPORTING EVENT TO ATTEND:


World Cup Finals

### FAVORITE FOOD:

Steak dinner

### FAVORITE TV SHOW:

The Office or Game of Thrones



the office



# DAWSON KNOX

**TIGHT END - 88**

## DAWSON KNOX'S NFL REGULAR SEASON RUSHING/RECEIVING STATISTICS

		RECEIVING							RUSHING				
DATE	TEAM	GP	GS	NO.	YDS.	AVG.	LG	TD	NO.	YDS.	AVG.	LG	TD
2019	Bills	15	11	28	388	13.9	49	2	1	9	9.0	9	0
2020	Bills	12	8	24	288	12.0	36	3	0	0	0.0	0	0
2021	Bills	15	14	49	587	12.0	53†	9	0	4	0.0	4	0
2022	Bills	15	15	48	517	10.8	45	6	0	0	0.0	0	0
<b>TOTALS</b>		<b>57</b>	<b>48</b>	<b>149</b>	<b>1,780</b>	<b>11.9</b>	<b>53†</b>	<b>20</b>	<b>1</b>	<b>13</b>	<b>13.0</b>	<b>9</b>	<b>0</b>

## DAWSON KNOX'S NFL POSTSEASON RUSHING/RECEIVING STATISTICS

		RECEIVING							RUSHING				
DATE	TEAM	GP	GS	NO.	YDS.	AVG.	LG	TD	NO.	YDS.	AVG.	LG	TD
2019	Bills	1	1	1	14	14.0	14	0	0	0	0.0	0	0
2020	Bills	3	2	10	65	6.5	14	2	0	0	0.0	0	0
2021	Bills	2	2	7	98	14.0	38	2	0	0	0.0	0	0
2022	Bills	2	2	8	85	10.6	32	1	0	0	0.0	0	0
<b>TOTALS</b>		<b>8</b>	<b>7</b>	<b>26</b>	<b>262</b>	<b>10.1</b>	<b>38</b>	<b>5</b>	<b>0</b>	<b>0</b>	<b>0.0</b>	<b>0</b>	<b>0</b>

## SINGLE-GAME HIGHS: RUSHING/RECEIVING

**Rush Attempts** 1 vs. Cincinnati Bengals, Sep 22, 2019  
**Rushing Yards** 9 vs. Cincinnati Bengals, Sep 22, 2019  
**Longest Runs** 9 vs. Cincinnati Bengals, Sep 22, 2019  
**Receptions** 7 vs. Cleveland Browns, Nov 20, 2022  
**Receiving Yards** 117 at Kansas City Chiefs, Oct 10, 2021  
**Receiving Average** 39.0 at Kansas City Chiefs, Oct 10, 2021

**Longest Receptions** 53† at Kansas City Chiefs, Oct 10, 2021  
**Receiving TDs** 2 at New Orleans Saints, Nov 25, 2021  
**All-Purpose Yards** 117 at Kansas City Chiefs, Oct 10, 2021  
**Most TDs** 2 at New Orleans Saints, Nov 25, 2021  
**Miscellaneous Tackles** 1 vs. New England Patriots, Jan 08, 2023





# SHAQ LAWSON

Age: **29** (June 17, 1994)  
 NFL EXP: **8 Years**  
 Hometown: **Central, SC**  
 Twitter: **@Shaq\_Lawson90**

Height: **6-3**      Weight: **265**  
 Acquired: **Free Agent (2022)**  
 College: **Clemson**  
 Instagram: **@shaqlawson**

## FIRST-AND-10

**SHAQ LAWSON** rejoined the Bills in 2022 after originally being drafted by the team in the first round of the 2016 Draft after three seasons at Clemson. After his rookie contract in Buffalo, Lawson spent the 2020 season with the Dolphins and the 2021 season with the New York Jets.

## SHOUTOUTS

- Tallied a sack of Dolphins QB Tua Tagovailoa vs. MIA (12/17/22).
- Tallied a sack of Jets QB Mike White vs. NYJ (12/11/22).
- Split a sack of Kirk Cousins with Ed Oliver vs. MIN (11/13/22).
- Tallied his first sack of the 2022 against Chiefs QB Patrick Mahomes at KC (10/16/22).
- Recorded 16.5 sacks during his first four seasons in Buffalo (2016-19).
- Had a three game sack streak from week 11 to week 13 (vs. Den., at Dal., vs. Bal.).
- Set a single season career-high with 6.5 sacks on the season.
- Tied a career-high with two sacks vs. DEN (11/24/19).
- Opened the 2019 season with a sack and pass breakup at NYJ (9/8/19).
- Recorded two sacks and a forced fumble vs. Mia (12/30/18).
- First NFL sack came against Tom Brady and the New England Patriots (10/30/16).
- Was named first-team All-American for his standout play as a junior at Clemson in 2015. Led the country with 25.5 tackles for a loss.

## IF YOU HAVEN'T HERD

### CLEMSON BOY

Shaq's first job was working in the concessions stands at Clemson games from the ages of 11 to 14 selling popcorn. During that time, Lawson saw how much the Tigers meant to his local community and he eventually would end up playing in the same place his idols did. As a Tiger, Lawson would go on to be a unanimous All-American and would total 167 tackles, 46.5 tackles for a loss and 20 sacks during his career with the Tigers.

### PICK AND ROLL

Lawson contemplated leaving football behind as a freshman in high school to focus on basketball, but joined the varsity team at the last minute. As a sophomore, Lawson was the starting center for the Daniel Lions and he teamed up with Houston Texans WR DeAndre Hopkins to lead the school to their first ever Class AAA state basketball championship. Lawson led the way in the title game with a game-high 25 points.

## PERSONAL

Is the son of Rolitha Oglesby and the late Lawrence Lawson. Lawson majored in communications and minored in parks and recreation at Clemson University. Attended D.W. Daniel High School.

## BUFFALO TRACKS

### SACKS (BUFFALO BILLS, 2016-22)

Player	Sacks (Games Played)
1. Jerry Hughes	28 (96)
2. Lorenzo Alexander	24 (64)
<b>3. Shaq Lawson</b>	<b>20 (65)</b>
4. Ed Oliver	14.5 (62)
5. Kyle Williams	13 (47)





# CAM LEWIS

Age: **26** (April 13, 1997)

Height: **5-9**

Weight: **183**

NFL EXP: **4 Years**

Acquired: **UDFA (2019)**

Hometown: **Detroit, MI**

College: **Buffalo**

Twitter: **@A1Cam\_**

Instagram: **@c.lew47**

## FIRST-AND-10

**CAM LEWIS** re-signed with the Bills on a one-year deal in 2023. Lewis originally joined the team in 2019 after a four-year career at University of Buffalo. A Michigan native, Lewis entered the NFL as an undrafted free agent to the Bills.

## SHOUTOUTS

- Since joining the Bills in 2019, he's appeared in 25 games and recorded 23 tackles.
- Appeared in a career-high 13 regular season games in 2022 with one start. Also played in both postseason contests.
- Finished the 2022 season tied for first on the team with a career-high 11 special teams tackles.
- Made his first start at safety vs. Min. (11/13/22) and recorded a career-high eight tackles.
- Blocked a punt vs. NYJ (1/9/22), the first of his career and first by a Bill since 2016.
- In his first action of 2021, recorded his first-career forced fumble vs. Hou. (10/3/21).
- Saw his first NFL game action and made his first start at Ten. (10/13/20), where he logged seven tackles.

## PERSONAL

He and his wife, Alexis, have two sons, Cayden and Christian. The son of Ernest and Yvonne Lewis, Cam has two older brothers, Ernest Jr. and Brandon, and a younger brother, Aaron. He majored in African American Studies while at Buffalo.

## IF YOU HAVEN'T HERD

### BASEBALL PAST

Lewis spent most of his life as a baseball standout, rather than a football star. Up until his junior year of high school, he was splitting time between baseball and football with his focus being more on baseball.

He participated in both club and school baseball, and his club team was so successful that they made it to the RBI National Championship.

"The most memorable game of my career was the RBI regional championship trying to make nationals," Lewis said. "The team was down 5 in the last inning and we rallied to win. It was played on the Cleveland Indians field."

It wasn't until his junior year of high school that his football coach, John Pittman, asked him to really give football a shot. Lewis listened and Pittman became a mentor for the high school running back turned college defensive back. He became the first player from his high school to play at a Division I school.

## THE STAMPEDE

### A SKILL YOU WOULD LIKE TO LEARN?

Trading stocks

### BIGGEST INFLUENCE ON YOUR CAREER?

Mom and Dad for all the various lessons they've taught me

### COLLECT ANYTHING?

Used to collect baseball and Pokemon cards

### NUMBER ONE SPORTING EVENT YOU'D WANT TO ATTEND AS A FAN?

Monaco Grand Prix





# CAM LEWIS

**CORNERBACK - 39**

## CAM LEWIS' NFL REGULAR SEASON DEFENSIVE STATISTICS

DATE	TEAM	GP	TACKLES										INTERCEPTIONS					FUMBLES					ST					MISC	
			GS	TK	S	A	TFL	YDS	SK	YDS	QBH	NO	YDS	LG	TD	PD	FF	FR	TD	YDS	TK	S	A	FF	FR	S	A		
2019	Bills	0	0	0	0	0	0	0	0.0	0.0	0	0	0	0	0	0	0	0	0	0	0	0	0	0	0	0	0		
2020	Bills	5	2	7	5	2	0	0	0.0	0.0	0	0	0	0	0	0	0	0	0	0	0	0	0	0	0	0			
2021	Bills	7	1	6	2	4	1	1	0.0	0.0	0	0	0	0	0	1	1	0	0	0	1	1	0	0	0	0			
2022	Bills	13	1	10	8	2	0	0	0.0	0.0	0	0	0	0	0	0	0	0	0	11	7	4	0	0	0	0			
<b>TOTALS</b>		<b>25</b>	<b>4</b>	<b>23</b>	<b>15</b>	<b>8</b>	<b>1</b>	<b>1</b>	<b>0.0</b>	<b>0.0</b>	<b>0</b>	<b>0</b>	<b>0</b>	<b>0</b>	<b>0</b>	<b>1</b>	<b>1</b>	<b>0</b>	<b>0</b>	<b>0</b>	<b>12</b>	<b>8</b>	<b>4</b>	<b>0</b>	<b>0</b>	<b>0</b>			

## CAM LEWIS' NFL POSTSEASON DEFENSIVE STATISTICS

DATE	TEAM	GP	TACKLES										INTERCEPTIONS					FUMBLES					ST					MISC	
			GS	TK	S	A	TFL	YDS	SK	YDS	QBH	NO	YDS	LG	TD	PD	FF	FR	TD	YDS	TK	S	A	FF	FR	S	A		
2020	Bills	0	0	0	0	0	0	0	0.0	0.0	0	0	0	0	0	0	0	0	0	0	0	0	0	0	0	0			
2021	Bills	2	0	3	0	3	0	0	0.0	0.0	0	0	0	0	0	0	0	0	0	0	0	0	0	0	0	0			
2022	Bills	2	0	1	1	0	0	0	0.0	0.0	0	0	0	0	0	0	0	0	0	0	2	0	2	0	0	0			
<b>TOTALS</b>		<b>4</b>	<b>0</b>	<b>4</b>	<b>1</b>	<b>3</b>	<b>0</b>	<b>0</b>	<b>0.0</b>	<b>0.0</b>	<b>0</b>	<b>0</b>	<b>0</b>	<b>0</b>	<b>0</b>	<b>0</b>	<b>0</b>	<b>0</b>	<b>0</b>	<b>0</b>	<b>2</b>	<b>0</b>	<b>2</b>	<b>0</b>	<b>0</b>	<b>0</b>			

## SINGLE-GAME HIGHS: DEFENSIVE

**Total Tackles** 8 vs. Minnesota Vikings, Nov 13, 2022  
**Solo Tackles** 6 vs. Minnesota Vikings, Nov 13, 2022  
**Passes Defensed** 1 vs. Houston Texans, Oct 03, 2021

**Forced Fumbles** 1 vs. Houston Texans, Oct 03, 2021  
**Tackles For Loss** 1 vs. Houston Texans, Oct 03, 2021  
**Special Teams Tackles** 2 at Chicago Bears, Dec 24, 2022



# GREG MANCZ

Age: **31** (April 23, 1992)  
 NFL EXP: **8 Years**  
 Hometown: **Cincinnati, OH**  
 Twitter: **@GregMancz**

Height: **6-4**      Weight: **302**  
 Acquired: **Free Agent (2022)**  
 College: **Toledo**  
 Instagram: **@gregmancz**

## FIRST-AND-10

**GREG MANCZ** joined the Bills in 2022 after spending the 2021 season with the Dolphins. In addition to his time in Buffalo, Mancz spent portions of the 2022 season with the Browns and Vikings. He originally entered the NFL as an undrafted free agent with the Texans in 2015 and stayed with Houston through the 2020 season.

## SHOUTOUTS

- Has played in 65 career games with 32 starts and appeared in 5 postseason games with 2 starts.
- In 2022, played in two games, seeing action in one game for the Bills and one game for the Vikings.
- Played in five games with four starts for Miami in 2021.
- Played in four games in Houston during the 2020 season.
- Played nine games, with one start, in 2019 with Houston.
- Played in all 16 games and started four in 2018 for the Texans.
- Started 7-of-10 games played in 2017 with Houston.
- Made his postseason debut and started at center vs. the Oakland Raiders (1/7/17) and helped lead the Texans to a 27-14 win.
- Started all 16 games in 2016 for the Texans.
- Played in three games as a rookie in 2015 and made his NFL debut vs. KC (9/13/15).
- Was a 4-year starter (2011-14) at Toledo and played in 49 games with 48 starts. Earned All-MAC honors from 2012-14.

## PERSONAL

Is the son of Mary Beth and the late Brian Mancz. Has a sister, Emma. Graduated with a degree in finance from Toledo. Attended Anderson High School.

## IF YOU HAVEN'T HERD

### A SPECIAL RITUAL

Whenever Mancz laces up his cleats on a Sunday, he sets aside three or four minutes and goes behind the bench to talk to his late father, Brian Mancz. Brian passed away of natural causes when Greg was just 11-years-old, but is the one that Greg credits for his love of the game and helping him make his dreams come true. "My dad was the person who showed me how to be a good guy," Greg told ESPN. "He used to tell me things like, 'You know, Greg, you have two ears and one mouth for a reason.' Lessons like that. And he taught me to love football. I fell in love with football because of Sunday afternoons watching Browns games and him yelling at the TV at 1 p.m. every week."

One of Greg's favorite memories with his dad came when his sixth grade Pee Wee football team won a national tournament in Daytona Beach. "Everyone and their parents came," Greg said. "My mom and my dad were there, and it was my last big thing before he passed. So there's a really cool picture of me and him with the trophy that I still have in my room back home."

## THE STAMPEDE

**Most notable high school teammate:** Andrew Norwell  
**First job:** Caddying during the summer:  
**Favorite TV Show:** This is Us  
**Bucket list item:** Sky diving

## BUFFALO TRACKS

### REGULAR SEASON GAMES PLAYED/STARTED

2015 (Hou, 3/0), 2016 (Hou, 16/16), 2017 (Hou, 10/7), 2018 Hou, 16/4), 2019 (Hou, 9/1), 2020 (Hou, 4/0), 2021 (Mia, 5/4), 2022 (Buf, 1/0; Min 1/0) ... Totals (65/32)

### POST-SEASON GAMES PLAYED/STARTED

2016 (Hou, 2/2), 2018 (Hou, 1/0), 2019 (Hou, 2/0) ... Totals (5/2)



# DEAN MARLOWE

Age: **30** (July 25, 1992)  
 NFL EXP: **7 Years**  
 Hometown: **Queens, NY**  
 Twitter: **@machine\_marlowe**

Height: **6-1**      Weight: **208**  
 Acquired: **Trade (via ATL in 2022)**  
 College: **James Madison**  
 Instagram: **@deanmarlowe**

## FIRST-AND-10

**DEAN MARLOWE** rejoined the Bills in 2022 after spending the 2021 season in Detroit and the first portion of the 2022 season in Atlanta. Prior to arriving in Buffalo from 2017-20, Marlowe spent the 2015 and 2016 seasons with the Carolina Panthers. Marlowe originally entered the NFL as a UDFA out of James Madison with Carolina.

## SHOUTOUTS

- During the 2022 season, started both playoff games for the Bills at safety.
- Recorded two interceptions vs. Mia. (1/3/21). It marked the first time in the career he recorded an interception.
- Marlowe recorded his second-career sack when he got to Patriots QB Cam Newton (12/28/20).
- In his sixth career start, he recovered the game-winning fumble while also totaling six tackles and a TFL vs. NE (11/1/20).
- Recorded two tackles and a half sack at NYJ (10/25/20).
- Marlowe recorded four tackles vs. NYJ (12/29/19).
- At James Madison, was a four-time All-CAA selection, including First Team honors in 2012 and 2014.
- With JMU, he started 48 of a possible 49 career games played and finished his career with 326 career tackles, 12 interceptions, along with 13.5 tackles for loss and 30 passes defended.
- One of three freshmen to earn All-CAA laurels in 2011, as he was named to the Third Team.

## IF YOU HAVEN'T HERD

### A KEY RECRUITER

Coming out of James Madison, Marlowe went undrafted but drew plenty of interest from NFL teams. Marlowe estimates about 15 NFL teams tried to sign him. One of the deciding factors in him signing with Carolina? A call from then Panthers defensive coordinator Sean McDermott during the seventh round of the 2015 NFL Draft.

"My agent told me it'd be a great opportunity to learn from a great coordinator (Sean McDermott), great head coach (Ron Rivera) and great defensive backs coach in Coach (Steve) Wilks," Marlowe said at the time. "I saw that they had veterans like Roman Harper that I could learn from and pick up the speed of the game. I'm a smart guy. I know the game and I know it well. I can develop a lot from these guys."


Marlowe warranted the interest from NFL teams after finishing his career at James Madison as a First-Team All-CAA selection.

## PERSONAL

The son of Lisa and Mike Neil. He has two sisters. He graduated with a degree in Sports and Recreation Management from James Madison University. Also played baseball and track & field at Holy Cross High School.

## THE STAMPEDE

- Favorite Buffalo restaurant:** Hutch's
- Favorite meal:** Mac and cheese
- Biggest pet peeve:** People running late
- Favorite book:** The Energy Bus
- First jersey:** Chicago Bulls Michael Jordan
- Bucket list item:** Skydiving
- Late night snack:** Peanut butter & jelly







# DEAN MARLOWE

**SAFETY - 31**

## DEAN MARLOWE'S NFL REGULAR SEASON DEFENSIVE STATISTICS

DATE	TEAM	GP	GS	TACKLES										INTERCEPTIONS					FUMBLES				ST				MISC								
				TK	S	A	TFL	YDS	SK	YDS	QBH	NO	YDS	LG	TD	PD	FF	FR	TD	YDS	TK	S	A	FF	FR	S	A								
2015	Panthers	4	0	0	0	0	0	0	0	0.0	0.0	0	0	0	0	0	0	0	0	0	0	0	0	0	0	0	0	0	0	0	0	0	0	0	0
2016	Panthers	1	0	0	0	0	0	0	0	0.0	0.0	0	0	0	0	0	0	0	0	0	0	0	0	0	0	0	0	0	0	0	0	0	0	0	0
2017	Panthers	0	0	0	0	0	0	0	0	0.0	0.0	0	0	0	0	0	0	0	0	0	0	0	0	0	0	0	0	0	0	0	0	0	0	0	0
2017	Bills	0	0	0	0	0	0	0	0	0.0	0.0	0	0	0	0	0	0	0	0	0	0	0	0	0	0	0	0	0	0	0	0	0	0	0	0
2017	<b>TOTAL</b>	<b>0</b>	<b>0</b>	<b>0</b>	<b>0</b>	<b>0</b>	<b>0</b>	<b>0</b>	<b>0</b>	<b>0.0</b>	<b>0.0</b>	<b>0</b>	<b>0</b>	<b>0</b>	<b>0</b>	<b>0</b>	<b>0</b>	<b>0</b>	<b>0</b>	<b>0</b>	<b>0</b>	<b>0</b>	<b>0</b>	<b>0</b>	<b>0</b>	<b>0</b>	<b>0</b>	<b>0</b>	<b>0</b>	<b>0</b>	<b>0</b>	<b>0</b>	<b>0</b>	<b>0</b>	
2018	Bills	2	1	4	3	1	0	0	0.0	0.0	0	0	0	0	0	1	0	0	0	0	1	1	0	0	0	0	0	0	0	0	0	0	0	0	
2019	Bills	9	2	9	9	0	0	0	0.0	0.0	0	0	0	0	1	0	0	0	0	0	2	1	1	0	0	0	0	0	0	0	0	0	0	0	
2020	Bills	15	4	16	13	3	2	9	1.5	9.0	2	2	39	23	0	3	0	1	0	0	6	3	3	0	0	0	0	0	0	0	0	0	0	0	
2021	Lions	16	9	65	36	29	0	0	0.0	0.0	2	0	0	0	0	2	0	1	0	0	2	1	1	0	0	0	0	0	0	0	0	0	0	0	
2022	Falcons	8	1	7	6	1	0	0	0.0	0.0	0	0	0	0	0	0	0	0	0	0	4	1	3	0	0	0	0	0	0	0	0	0	0	0	0
2022	Bills	0	0	3	3	0	0	0	0.0	0.0	0	0	0	0	0	0	0	0	0	0	0	0	0	0	0	0	0	0	0	0	0	0	0	0	0
2022	<b>TOTAL</b>	<b>8</b>	<b>1</b>	<b>10</b>	<b>9</b>	<b>1</b>	<b>0</b>	<b>0</b>	<b>0.0</b>	<b>0.0</b>	<b>0</b>	<b>0</b>	<b>0</b>	<b>0</b>	<b>0</b>	<b>0</b>	<b>0</b>	<b>0</b>	<b>0</b>	<b>4</b>	<b>1</b>	<b>3</b>	<b>0</b>	<b>0</b>	<b>0</b>	<b>0</b>	<b>0</b>	<b>0</b>	<b>0</b>	<b>0</b>	<b>0</b>	<b>0</b>	<b>0</b>	<b>0</b>	
<b>TOTALS</b>		<b>55</b>	<b>17</b>	<b>104</b>	<b>70</b>	<b>34</b>	<b>2</b>	<b>9</b>	<b>1.5</b>	<b>9.0</b>	<b>4</b>	<b>2</b>	<b>39</b>	<b>23</b>	<b>0</b>	<b>7</b>	<b>0</b>	<b>2</b>	<b>0</b>	<b>15</b>	<b>7</b>	<b>8</b>	<b>0</b>	<b>0</b>	<b>0</b>	<b>0</b>	<b>0</b>	<b>0</b>	<b>0</b>	<b>0</b>	<b>0</b>	<b>0</b>	<b>0</b>	<b>0</b>	

## DEAN MARLOWE'S NFL POSTSEASON DEFENSIVE STATISTICS

DATE	TEAM	GP	GS	TACKLES										INTERCEPTIONS					FUMBLES				ST				MISC								
				TK	S	A	TFL	YDS	SK	YDS	QBH	NO	YDS	LG	TD	PD	FF	FR	TD	YDS	TK	S	A	FF	FR	S	A								
2015	Panthers	0	0	0	0	0	0	0	0	0.0	0.0	0	0	0	0	0	0	0	0	0	0	0	0	0	0	0	0	0	0	0	0	0	0	0	
2017	Bills	0	0	0	0	0	0	0	0	0.0	0.0	0	0	0	0	0	0	0	0	0	0	0	0	0	0	0	0	0	0	0	0	0	0	0	
2019	Bills	1	0	0	0	0	0	0	0	0.0	0.0	0	0	0	0	0	0	0	0	0	0	0	0	0	0	0	0	0	0	0	0	0	0	0	
2020	Bills	3	0	0	0	0	0	0	0	0.0	0.0	0	0	0	0	0	0	0	0	0	0	0	0	0	0	0	0	0	0	0	0	0	0	0	
2022	Bills	2	2	7	6	1	0	0	0.0	0.0	0	1	10	10	0	1	0	0	0	0	0	0	0	0	0	0	0	0	0	0	0	0	0	0	0
<b>TOTALS</b>		<b>6</b>	<b>2</b>	<b>7</b>	<b>6</b>	<b>1</b>	<b>0</b>	<b>0</b>	<b>0.0</b>	<b>0.0</b>	<b>0</b>	<b>1</b>	<b>10</b>	<b>10</b>	<b>0</b>	<b>1</b>	<b>0</b>	<b>0</b>	<b>0</b>	<b>0</b>	<b>0</b>	<b>0</b>	<b>0</b>	<b>0</b>	<b>0</b>	<b>0</b>	<b>0</b>	<b>0</b>	<b>0</b>	<b>0</b>	<b>0</b>	<b>0</b>	<b>0</b>	<b>0</b>	

## SINGLE-GAME HIGHS: DEFENSIVE

**Total Tackles** 9 vs. Chicago Bears, Nov 25, 2021  
**Solo Tackles** 6 vs. Minnesota Vikings, Dec 05, 2021  
**Sacks** 1.0 at New England Patriots, Dec 28, 2020  
**Passes Defensed** 2 vs. Miami Dolphins, Jan 03, 2021  
**Fumble Recoveries** 1 at Atlanta Falcons, Dec 26, 2021

**Tackles For Loss** 1 at New England Patriots, Dec 28, 2020  
**Interceptions** 2 vs. Miami Dolphins, Jan 03, 2021  
**Interception Return Yards** 39 vs. Miami Dolphins, Jan 03, 2021  
**Special Teams Tackles** 2 at Seattle Seahawks, Sep 25, 2022

# SAM MARTIN



Age: **33** (February 27, 1990)    Height: **6-1**    Weight: **211**  
 NFL EXP: **10 Years**    Acquired: **Free Agent (2022)**  
 Hometown: **Fayetteville, GA**    College: **Appalachian State**  
 Twitter: **@SamMartin\_6**    Instagram: **@sammartin\_6**

## FIRST-AND-10

**SAM MARTIN** joined the Bills in 2022 after spending two seasons with the Denver Broncos (2020-21). Martin entered the NFL in 2013 as a fifth round pick of the Detroit Lions, where he played until 2019.

## SHOUTOUTS

- Averaged 47.7 yards per punt in 2022, ranking 3rd highest in club history (min. 40 punts).
- In 2022 net average was 41.3 which is the second highest in a season by a Bills punter behind 44.0 by Corey Bojorquez in 2020.
- Became the 22nd player in club history to record punt. (vs. TEN 9/19/2022). Had a long punt of 67 yards, has had 50+ yard kicks in 5 straight games, his longest streak since a 6-game streak, in 2020 with Denver.
- Appeared in 139 career games with Detroit (2013-19) and Denver (2020-21), punting 605 times for 27,883 yards (46.1 avg. / 41.2 net) and 222 punts inside the 20-yard line.
- In 2021, punted 67 times for 3,083 (46.0 avg. / 42.8 net) and 28 punts inside the 20-yard line in 17 games with the Broncos.
- Played all 16 games with the Broncos in 2020, punting 65 times for 3,040 yards 46.8 avg. / 41.4 net) with 19 punts inside the 20.
- Played all 16 games for Detroit in 2019, punting 76 times for 3,445 yards (43.3 avg. / 41.8 net) with 31 punts inside the 20-yard line.
- Set career highs in 2016 in both gross average (48.5) and net average (44.2) on 62 punts, ranking 2nd and 3rd in the league, respectively, in those categories.

## IF YOU HAVEN'T HERD

### TICKETS TO BROADWAY

During the offseason, Martin gifted his parents tickets for the hit Broadway show "The Music Man". The show was set to take place on Mother's Day, but a schedule conflict ended up preventing Martin's parents from attending. With two \$600 tickets freed up just days before the show, Martin decided to use the tickets to make someone else's Mother's Day. "So rather than resell them with it being on Mother's Day, we thought this is a perfect opportunity to help another family to go," Martin told 9News. "If not, the tickets would have gone to waste. It was more so my mom and dad's idea. Really my mom said, 'How 'bout for Mother's Day, your gift to me is to donate them.'"

Through his agency, Athlete's First, Martin connected with a single mother and daughter that he gifted the tickets to. "We got in touch with the daughter and she said it was something her mother really needed and could use right now," Martin said. "It had been a while since they've been able to do anything really, anything fun. It wound up being kind of a perfect little storm."

## PERSONAL

Son of Tom and Debbie. In addition to football, played soccer in high school and earned all-state honors as a junior. Launched the Sam Martin Foundation in 2016 to help improve the lives of children with mental and physical conditions as well as animal welfare.

## BUFFALO TRACKS

Martin has averaged 46.2 yards per punt over his career (41.3 net). His longest punt went 72 yards and happened in 2013.

His best season statistically occurred in 2016 when he averaged 48.6 yards per punt (44.2 net). In 2018, 32 of his 74 punts were downed in the 20. Over his career, 238 of his 650 punts were downed in the 20.



# SAM MARTIN

**PUNTER - 8**

## SAM MARTIN'S NFL REGULAR SEASON PUNTING STATISTICS

DATE	TEAM	GP	NO.	YDS.	AVG.	OPP. RET.	YDS.	NET YDS.	AVG.	TB	IN20	LG	BK
2013	Lions	16	72	3,399	47.2	31	250	2,949	40.4	10	22	72	1
2014	Lions	16	68	3,138	46.1	27	311	2,727	40.1	5	29	71	0
2015	Lions	16	80	3,679	46.0	40	263	3,356	42.0	3	25	66	0
2016	Lions	16	62	3,010	48.5	30	210	2,740	44.2	3	23	63	0
2017	Lions	10	41	1,779	43.4	14	116	1,543	37.6	6	13	64	0
2018	Lions	16	74	3,310	44.7	27	332	2,898	39.2	4	32	61	0
2019	Lions	16	76	3,445	45.3	29	130	3,175	41.8	7	31	62	0
2020	Broncos	16	65	3,040	46.8	28	226	2,734	41.4	4	19	69	1
2021	Broncos	17	67	3,083	46.0	24	154	2,869	42.8	3	28	68	0
2022	Bills	16	45	2,146	47.7	16	145	1,901	41.3	5	16	67	1
<b>TOTALS</b>		<b>155</b>	<b>650</b>	<b>30,029</b>	<b>46.2</b>	<b>266</b>	<b>2,137</b>	<b>26,892</b>	<b>41.2</b>	<b>50</b>	<b>238</b>	<b>72</b>	<b>3</b>

## SAM MARTIN'S NFL POSTSEASON PUNTING STATISTICS

DATE	TEAM	GP	NO.	YDS.	AVG.	OPP. RET.	YDS.	NET YDS.	AVG.	TB	IN20	LG	BK
2014	Lions	1	4	142	35.5	0	0	142	35.5	0	1	48	0
2016	Lions	1	5	232	46.4	1	5	227	45.4	0	2	55	0
2022	Bills	2	9	418	46.4	4	78	320	35.6	1	3	53	0
<b>TOTALS</b>		<b>4</b>	<b>18</b>	<b>792</b>	<b>44.0</b>	<b>5</b>	<b>83</b>	<b>689</b>	<b>38.3</b>	<b>1</b>	<b>6</b>	<b>55</b>	<b>0</b>

## SINGLE-GAME HIGHS: PUNTER

<b>Punts</b>	10 vs. Baltimore Ravens, Oct 03, 2021	<b>Pass Attempts</b>	2 vs. Miami Dolphins, Nov 09, 2014
<b>Gross Punting Yards</b>	491 vs. Baltimore Ravens, Oct 03, 2021	<b>Pass Completions</b>	2 vs. Miami Dolphins, Nov 09, 2014
<b>Gross Punting Avg</b>	58.8 at Indianapolis Colts, Sep 11, 2016	<b>Yards Passing</b>	27 vs. Miami Dolphins, Nov 09, 2014
<b>Net Punting Yards</b>	387 vs. Baltimore Ravens, Oct 03, 2021	<b>Rush Attempts</b>	1 at Pittsburgh Steelers, Sep 20, 2020
<b>Net Punting Avg</b>	55.5 at Indianapolis Colts, Sep 11, 2016	<b>Rushing Yards</b>	3 at Pittsburgh Steelers, Nov 17, 2013
<b>Longest Punts</b>	72 at Washington Redskins, Sep 22, 2013	<b>Longest Runs</b>	3 at Pittsburgh Steelers, Nov 17, 2013
<b>Inside the 20</b>	5 vs. Tennessee Titans, Sep 18, 2016	<b>Special Teams Tackles</b>	1 vs. Kansas City Chiefs, Sep 29, 2019



# TYLER MATAKEVICH



Age: **30** (December 22, 1992) Height: **6-1** Weight: **235**  
 NFL EXP: **6 Years** Acquired: **Free Agent (2020)**  
 Hometown: **Straford, CT** College: **Temple**  
 Twitter: **@44\_Matakevich** Instagram: **@matakevich\_8**

## FIRST-AND-10

**TYLER MATAKEVICH** agreed to terms on a one year deal in 2023 following his third season in Buffalo after he spent the first four seasons of his career in Pittsburgh (2016-19). He was drafted in the seventh round (246th overall) of the 2016 NFL Draft by the Steelers.

## SHOUTOUTS

- Named a team captain for the 2021 and 2022 seasons.
- Led the Bills with 13 special teams tackles in 2021.
- Recorded the first interception of his career against Hou. on 10/3/21 to help lead the Bills to a 40-0 victory over the Texans.
- Finished the 2020 season with 10 special teams tackles, which led the Bills.
- Tied for the NFL lead in 2019 with 16 tackles on special teams. He appeared in all 16 games and also had 14 tackles on defense.
- Played in all 16 games in 2018 and had 10 tackles on special teams.
- In 2017, played in 15 games during the regular season and led the Steelers' special teams unit in tackling with 14 tackles including two deflected punts.
- In 2016, played in all 16 games during the regular season and recorded a team-best 12 special teams tackles during the regular season.

## PERSONAL

The son of David and Kim Matakevich. Tyler has an older sister named Ashley. Has two dogs named Cash and Bailey. Lives with his wife, Shannon.

## IF YOU HAVEN'T HERD

### SHOW YOUR SOFT SIDE

Off the football field, one of Matakevich's biggest passions is hanging out with his dogs Cash and Bailey. That passion extends to Matakevich working with animal adoption campaigns and supporting Show Your Soft Side.



### show your soft side



Per the organization's website, Show Your Soft Side is a public service campaign that was created to change the mindset of young people who all-too-often view the maiming and torturing of defenseless cats and dogs as a sign of "toughness" or "manhood." They uses athletes and actors to spread the message that compassion toward animals is a sign of strength, not weakness.

Matakevich appeared in advertisements with his dog Bailey along with the message, "Only a punk would hurt a cat or dog."

Matakevich adopted Bailey when he first became involved with the organization and did a photo shoot in Philadelphia in 2016 with Bailey and four other 8-week-old puppies in need of a home.

## THE STAMPEDE

### FAVORITE SPORTS MEMORY

Attending the Monaco Grand Prix



### FAVORTIE TV SHOW

Ted Lasso



### NICKNAME

Dirty Red



# TYLER MATAKEVICH

**LINEBACKER - 44**

## TYLER MATAKEVICH'S NFL REGULAR SEASON DEFENSIVE STATISTICS

DATE	TEAM	GP	TACKLES										INTERCEPTIONS					FUMBLES			ST				MISC	
			GS	TK	S	A	TFL	YDS	SK	YDS	QBH	NO	YDS	LG	TD	PD	FF	FR	TD	YDS	TK	S	A	FF	FR	S
2016	Steelers	16	0	8	6	2	0	0	0.0	0.0	0	0	0	0	0	0	0	0	0	12	10	2	0	0	0	0
2017	Steelers	15	0	9	7	2	0	0	0.0	0.0	0	0	0	0	1	0	0	0	0	14	11	3	0	0	0	0
2018	Steelers	16	1	6	3	3	0	0	0.0	0.0	0	0	0	0	0	0	0	0	0	10	9	1	0	0	0	0
2019	Steelers	16	0	2	2	0	0	0	0.0	0.0	0	0	0	0	0	0	0	0	0	16	14	2	0	0	0	0
2020	Bills	16	0	13	9	4	0	0	0.0	0.0	0	0	0	0	2	0	0	0	0	10	3	7	0	0	0	0
2021	Bills	17	0	6	3	3	0	0	0.0	0.0	0	1	15	15	0	1	0	0	0	13	9	4	0	0	0	0
2022	Bills	16	0	0	0	0	0	0	0.0	0.0	0	0	0	0	0	0	0	0	0	6	5	1	0	0	0	0
<b>TOTALS</b>		<b>112</b>	<b>1</b>	<b>44</b>	<b>30</b>	<b>14</b>	<b>0</b>	<b>0</b>	<b>0.0</b>	<b>0.0</b>	<b>0</b>	<b>1</b>	<b>15</b>	<b>15</b>	<b>0</b>	<b>4</b>	<b>0</b>	<b>0</b>	<b>0</b>	<b>81</b>	<b>61</b>	<b>20</b>	<b>0</b>	<b>0</b>	<b>0</b>	<b>0</b>

## TYLER MATAKEVICH'S NFL POSTSEASON DEFENSIVE STATISTICS

DATE	TEAM	GP	TACKLES										INTERCEPTIONS					FUMBLES			ST				MISC	
			GS	TK	S	A	TFL	YDS	SK	YDS	QBH	NO	YDS	LG	TD	PD	FF	FR	TD	YDS	TK	S	A	FF	FR	S
2016	Steelers	3	0	0	0	0	0	0	0.0	0.0	0	0	0	0	0	0	0	0	0	1	1	0	0	0	0	0
2017	Steelers	1	0	0	0	0	0	0	0.0	0.0	0	0	0	0	0	0	0	0	0	0	0	0	0	0	0	0
2020	Bills	3	0	0	0	0	0	0	0.0	0.0	0	0	0	0	0	0	0	0	0	0	0	0	0	0	0	0
2021	Bills	2	0	2	1	1	0	0	0.0	0.0	0	0	0	0	0	0	0	0	0	1	1	0	0	0	0	0
2022	Bills	2	0	0	0	0	0	0	0.0	0.0	0	0	0	0	0	0	0	0	0	2	2	0	0	0	0	0
<b>TOTALS</b>		<b>11</b>	<b>0</b>	<b>2</b>	<b>1</b>	<b>1</b>	<b>0</b>	<b>0</b>	<b>0.0</b>	<b>0.0</b>	<b>0</b>	<b>0</b>	<b>0</b>	<b>0</b>	<b>0</b>	<b>0</b>	<b>0</b>	<b>0</b>	<b>0</b>	<b>4</b>	<b>4</b>	<b>0</b>	<b>0</b>	<b>0</b>	<b>0</b>	<b>0</b>

## SINGLE-GAME HIGHS: DEFENSIVE

**Total Tackles** 8 at Miami Dolphins, Oct 16, 2016  
**Solo Tackles** 6 at Miami Dolphins, Oct 16, 2016  
**Passes Defensed** 2 vs. Miami Dolphins, Jan 03, 2021

**Interceptions** 1 vs. Houston Texans, Oct 03, 2021  
**Interception Return Yards** 15 vs. Houston Texans, Oct 03, 2021  
**Special Teams Tackles** 4 vs. Carolina Panthers, Dec 19, 2021



# JARED MAYDEN

Age: **25** (June 24, 1998)  
 NFL EXP: **3 Years**  
 Hometown: **Sachse, TX**  
 Twitter: **@maydenll**

Height: **6-0**      Weight: **205**  
 Acquired: **Free Agent (2023)**  
 College: **Alabama**  
 Instagram: **@jaredmaydenii**

## FIRST-AND-10

**JARED MAYDEN** joined the Bills in 2022 after a brief stint on the New York Jets practice squad. Maiden entered the league as an UDFA in 2020 with the San Francisco 49ers before heading to the Philadelphia Eagles in 2021.

## SHOUTOUTS

- Recorded his first first defensive tackle of his NFL career at New Orleans (11/15/20).
- Made his NFL debut as a member of the SF 49ers against New England (10/25/20) logging 12 snaps on special teams.
- Totaled 82 tackles (44 solo), 3 tackles for loss, 1 sack, 4 interceptions, and 10 passes defended during his time with the Crimson Tide.
- Participated in the Senior Bowl in 2020 with now teammates Dane Jackson and Tyler Bass.
- As a senior in 2019 led the Tide defense and was tied for second in the SEC with four INTs totaling 54 yards on the returns.

## PERSONAL

Son of Katrina Maiden-Salles. One of three boys along with James and Jalen. Maiden listed his mother as his biggest influence. Is an avid member of social justice reform. Maiden earned a bachelor's degree in physical education from the University of Alabama.

## THE STAMPEDE

**SKILL HE WANTS TO LEARN:**  
 To play the guitar

**BUCKET LIST ITEM:**  
 Fight a kangaroo

**NICKNAME:**  
 Mayday



## IF YOU HAVEN'T HERD

### BIGGER THAN ME

As a senior in Tuscaloosa the Black Lives Matter movement was gaining momentum and rather than just sitting and watching, Maiden decided to become a voice of change which did not end when he graduated from Alabama.


After joining the 49ers Maiden used his passion for social justice and motivation to use his platform to bring change. Many of opportunities were presented to him and he ultimately landed on the Drum Major Institute.

Jared's dedication to bettering his community and commitment to social justice led him to launch sweepstakes in conjunction with Martin Luther King III and the Drum Major Institute to raise awareness and funds for Martin's work carrying on the legacy of his father, Martin Luther King Jr.

The sweepstakes included several prizes and raised funds that went to social justice platforms.

### FAMILY FULL OF ATHLETES

Maiden's family athletics extend beyond his brothers, his father, James Maiden Sr., was a 6-foot-10 center at Oklahoma for two seasons (1994-95), and his uncle, Tyrone Washington, played at Mississippi State University and was a second-round NBA draft pick of the Houston Rockets in 1989 who played nine seasons professionally overseas.



Maiden's older brother, James, was a wide receiver at Rice University from 2014-16 before transferring and graduating from New Mexico Highlands University (2017). He is currently an assistant coach at Luther (IA) College. While his younger brother, Jalen, is currently a QB at San Diego State. In 2019, the two brothers squared off when Jalen was a quarterback for Mississippi State and Jared was a free safety at Alabama.





# JARED MAYDEN

**SAFETY - 36**

## JARED MAYDEN'S NFL REGULAR SEASON DEFENSIVE STATISTICS

DATE	TEAM	GP	GS	TACKLES							INTERCEPTIONS					FUMBLES					ST			MISC												
				TK	S	A	TFL	YDS	SK	YDS	QBH	NO	YDS	LG	TD	PD	FF	FR	TD	YDS	TK	S	A	FF	FR	S	A									
2020	49ers	2	0	0	0	0	0	0	0	0.0	0.0	0	0	0	0	0	0	0	0	0	0	0	0	0	0	0	0	0	0	0	0	0	0	0	0	0
2021	49ers	0	0	0	0	0	0	0	0	0.0	0.0	0	0	0	0	0	0	0	0	0	0	0	0	0	0	0	0	0	0	0	0	0	0	0	0	0
2022	Eagles	0	0	0	0	0	0	0	0	0.0	0.0	0	0	0	0	0	0	0	0	0	0	0	0	0	0	0	0	0	0	0	0	0	0	0	0	0
2022	49ers	0	0	0	0	0	0	0	0	0.0	0.0	0	0	0	0	0	0	0	0	0	0	0	0	0	0	0	0	0	0	0	0	0	0	0	0	0
2022	Bills	0	0	0	0	0	0	0	0	0.0	0.0	0	0	0	0	0	0	0	0	0	0	0	0	0	0	0	0	0	0	0	0	0	0	0	0	0
2022	<b>TOTAL</b>	<b>0</b>	<b>0</b>	<b>0</b>	<b>0</b>	<b>0</b>	<b>0</b>	<b>0</b>	<b>0</b>	<b>0.0</b>	<b>0.0</b>	<b>0</b>	<b>0</b>	<b>0</b>	<b>0</b>	<b>0</b>	<b>0</b>	<b>0</b>	<b>0</b>	<b>0</b>	<b>0</b>	<b>0</b>	<b>0</b>	<b>0</b>	<b>0</b>	<b>0</b>	<b>0</b>	<b>0</b>	<b>0</b>	<b>0</b>	<b>0</b>	<b>0</b>	<b>0</b>	<b>0</b>	<b>0</b>	
<b>TOTALS</b>		<b>2</b>	<b>0</b>	<b>0</b>	<b>0</b>	<b>0</b>	<b>0</b>	<b>0</b>	<b>0</b>	<b>0.0</b>	<b>0.0</b>	<b>0</b>	<b>0</b>	<b>0</b>	<b>0</b>	<b>0</b>	<b>0</b>	<b>0</b>	<b>0</b>	<b>0</b>	<b>0</b>	<b>0</b>	<b>0</b>	<b>0</b>	<b>0</b>	<b>0</b>	<b>0</b>	<b>0</b>	<b>0</b>	<b>0</b>	<b>0</b>	<b>0</b>	<b>0</b>	<b>0</b>	<b>0</b>	

## SINGLE-GAME HIGHS: DEFENSIVE

**Total Tackles** 3 at Philadelphia Eagles, Dec 26, 2021  
**Solo Tackles** 2 at Philadelphia Eagles, Dec 26, 2021

**Special Teams Tackles** 1 at New York Giants, Nov 28, 2021

# CONNOR McGOVERN



Age: **25** (November 3, 1997)    Height: **6-5**    Weight: **318**  
 NFL EXP: **5 Years**    Acquired: **Free Agent (2023)**  
 Hometown: **Larksville, PA**    College: **Penn State**  
 Twitter: **@Condor\_McGovern**    Instagram: **@connor\_mcgovern66**

## FIRST-AND-10

**CONNOR McGOVERN** signed a three-year contract with the Bills in 2023. McGovern originally entered the NFL as a third round pick (90th overall) of the Cowboys in 2019 out of Penn State.

## SHOUTOUTS

- Started a career-high 15 games during the 2022 regular season, with 14 games at left guard and one at center.
- In 2021, started six of the 16 games he played, seeing most of his time as a reserve lineman, who lined up at several positions throughout the offense as an extra blocker.
- Played in 14 games in 2020, starting eight at right guard in place of Zack Martin.
- Made his first career start playing at right guard at Was. (10/25/20).
- Was drafted in the third round (90th overall) of the 2019 draft by Dallas. Did not play in his rookie season due to injury.
- Started 34 of 39 games played in college while with the Nittany Lions. Earned Third-Team All-Big Ten honors and won the team's Dick Maginnis Memorial Award (given to an outstanding offensive lineman) in 2018.
- Named Big Ten Freshman of the Week following his efforts in helping Penn State pile up 599 yards of total offense vs. Iowa (11/5). Became the first Big Ten offensive lineman to ever win freshman of the week.

## PERSONAL

Son of Maureen and Jim McGovern. Has two brothers, AJ and Tyler. Mother, Maureen, played basketball at King's College. Father, Jim, played football at Colgate. Also played basketball and participated in track & field while attending Lake-Lehman High School. Majored in agribusiness management.

## IF YOU HAVEN'T HERD

### McGOVERNVILLE

Growing up in Larksville, PA, it became quite a big deal when McGovern committed to play for the Nittany Lions. So much so that there is a regular presence from his hometown at games that has been nicknamed 'McGovernville' and is said to be located at a tailgate outside of Beaver Stadium. "The support from northeastern Pennsylvania has been incredible. This is just a small piece of what's been going on the past three years," said Jim McGovern, Connor's dad, to WNEP.

"Just traveling, this whole experience with the McGovern family, it's been once in a lifetime for me because I've been a Penn State fan since 1983. So for me, this has been a great run for us and for Connor as well," said Paul Falzone, a family friend of the McGoverns.

### LIVIN' THE (FAT KIDS) DREAM

During the 2021 season, the Cowboys unveiled a new wrinkle to their offense that included utilizing McGovern at fullback. The formation was a near instant sensation. In his first two snaps in the formation in goal line situations, the Cowboys converted the opportunities into touchdowns. "A lot of linebackers think they can just beat me to the hole, they don't know that I can get there too," McGovern told Fansided. "It's just a lot of fun, livin' a lot of fat kids' dreams out there."

The formation aptly was named 'Mac' after McGovern. "It's the Mac show," said Cowboys OC Kellen Moore. "Mac goes in there and he handles everything. It's been awesome."

## BUFFALO TRACKS

### REGULAR SEASON GAMES PLAYED/STARTED

2020 (Dal, 14/8), 2021 (Dal, 16/6), 2022 (Dal, 15/15) ... Totals (45/29)

### POST-SEASON GAMES PLAYED/STARTED

2021 (Dal, 1/0), 2022 (Dal, 2/1) ... Totals (3/1)



# MATT MILANO

Age: **28** (July 28, 1994)

NFL EXP: **7 Years**

Hometown: **Orlando, FL**

Twitter: **@MatthewMilano**

Height: **6-1**

Weight: **223**

Acquired: **Draft (2017, R5)**

College: **Boston College**

Instagram: **@matthewmilano**

## FIRST-AND-10

**MATT MILANO** signed a two-year contract extension with the Bills in 2023, extending his stay in Buffalo through 2026 after originally being drafted by the team in the fifth round (163rd overall) out of Boston College in 2017.

## SHOUTOUTS

- Named a First-Team All-Pro and to the Pro Bowl in 2022.
- Named AFC Defensive Player of the Week in Week 11 of the 2022 season after becoming the first player with at least 10 tackles, three tackles for loss, one sack and a fumble recovery in a single game since Ryan Shazier (Week 2, 2015) in the Bills win vs. Cle. (11/20).
- Intercepted a Ryan Tannehill pass and returned it 43 yards for a touchdown vs. Ten. (9/19/22). The INT TD return marked the first by a Bills LB since Preston Brown in 2015.
- Ranked tied for third in the AFC in 2021 with 14 tackles for loss.
- Finished the 2018 season as the only player in the NFL with 75+ tackles, 3+ interceptions and 3+ fumble recoveries.
- Had an interception, sack and FR at Min. (9/23/18), becoming the first Bills player to have all three in a game since Troy Vincent on 12/12/04. Named AFC Defensive Player of the Week after his performance against the Vikings (9/23/18).
- Had interceptions in consecutive games (at NYJ (11/11/18), vs. Jax. (11/25/18)), making him the first Bills LB with a INT streak since 2015 (AJ Tarpley).

## PERSONAL

Is the son of Mike and Janet Milano. Graduated with degrees in Psychology and Communications from Boston College. He has a brother, Michael, and sister, Gina.

## IF YOU HAVEN'T HERD

### OVERCOMING THE ODDS

Milano grew up in a football hotbed in Florida and was a three-star recruit when he began to look at college. During his senior year, he was named Orlando Sentinel's Defensive Player of the Year and opted to take his talents to Boston College. The transition was not seamless however, and he only logged five tackles during his freshman season. Milano says that the transition from different levels of football is the biggest obstacle he has had to overcome. The jump from college to NFL was also a tough challenge for the linebacker, but Milano made the most of it, earning a starting role by the end of the 2017 season.

### WORLD TRAVELER

In his free time, Milano enjoys traveling, not only throughout the country, but all over the world. He has been to Costa Rica and hopes to one day travel the globe.

"It's important getting out from the bubble you live in at the time and experiencing something new," Milano told the Buffalo News, "seeing somebody else's culture, what they kind of do during the day, who's around there, and just meeting new people."

## BUFFALO TRACKS

### TACKLES FOR LOSS (AFC LBS, 2021-22)

Player	TFLs
1. T.J. Watt, PIT	29
2. Matthew Judon, NE	28
<b>3T. Matt Milano, BUF</b>	<b>27</b>
3T. Alex Highsmith, PIT	27

### TACKLES FOR LOSS (BILLS, 2017-22)

Player	TFLs
<b>1. Matt Milano</b>	<b>53</b>
2. Jerry Hughes	36
3. Jordan Poyer	33





# MATT MILANO

**LINEBACKER - 58**

## MATT MILANO'S NFL REGULAR SEASON DEFENSIVE STATISTICS

DATE	TEAM	GP	GS	TACKLES								INTERCEPTIONS					FUMBLES					ST			
				TK	S	A	TFL	YDS	SK	YDS	QBH	NO	YDS	LG	TD	PD	FF	FR	TD	YDS	TK	S	A	FF	FR
2017	Bills	16	5	43	29	14	3	6	0.0	0.0	2	1	15	15	0	2	0	1	1	40	6	3	3	1	0
2018	Bills	13	13	78	52	26	12	33	1.0	8.0	3	3	41	29	0	7	0	3	0	0	0	0	0	0	0
2019	Bills	15	15	100	64	36	7	31	1.5	12.5	7	0	0	0	0	9	1	1	0	0	1	1	0	0	0
2020	Bills	11	6	45	35	10	4	22	3.5	24.0	9	1	0	0	0	3	0	0	0	0	0	0	0	0	0
2021	Bills	16	16	86	57	29	15	48	3.0	27.0	6	0	0	0	0	5	0	2	0	0	0	0	0	0	0
2022	Bills	15	15	99	72	27	12	41	1.5	11.5	7	3	84	43†	1	11	0	2	0	0	0	0	0	0	0
<b>TOTALS</b>		<b>86</b>	<b>70</b>	<b>451</b>	<b>309</b>	<b>142</b>	<b>53</b>	<b>181</b>	<b>10.5</b>	<b>83.0</b>	<b>34</b>	<b>8</b>	<b>140</b>	<b>43T</b>	<b>1</b>	<b>37</b>	<b>1</b>	<b>9</b>	<b>1</b>	<b>40</b>	<b>7</b>	<b>4</b>	<b>3</b>	<b>1</b>	<b>0</b>

## MATT MILANO'S NFL POSTSEASON DEFENSIVE STATISTICS

DATE	TEAM	GP	GS	TACKLES								INTERCEPTIONS					FUMBLES					ST			
				TK	S	A	TFL	YDS	SK	YDS	QBH	NO	YDS	LG	TD	PD	FF	FR	TD	YDS	TK	S	A	FF	FR
2017	Bills	0	0	0	0	0	0	0	0.0	0.0	0	0	0	0	0	0	0	0	0	0	0	0	0	0	0
2019	Bills	1	1	12	8	4	1	4	0.0	0.0	1	0	0	0	0	0	0	0	0	0	0	0	0	0	0
2020	Bills	3	3	25	16	9	0	0	0.0	0.0	1	0	0	0	0	3	0	0	0	0	0	0	0	0	0
2021	Bills	2	2	16	10	6	0	0	0.0	0.0	1	0	0	0	0	1	0	0	0	0	0	0	0	0	0
2022	Bills	2	2	20	15	5	4	20	3.0	18.0	4	0	0	0	0	1	0	0	0	0	0	0	0	0	0
<b>TOTALS</b>		<b>8</b>	<b>8</b>	<b>73</b>	<b>49</b>	<b>24</b>	<b>5</b>	<b>24</b>	<b>3.0</b>	<b>18.0</b>	<b>7</b>	<b>0</b>	<b>0</b>	<b>0</b>	<b>0</b>	<b>5</b>	<b>0</b>	<b>0</b>	<b>0</b>	<b>0</b>	<b>0</b>	<b>0</b>	<b>0</b>	<b>0</b>	<b>0</b>

## SINGLE-GAME HIGHS: DEFENSIVE

**Total Tackles** 13 at Baltimore Ravens, Oct 02, 2022  
**Solo Tackles** 11 at Baltimore Ravens, Oct 02, 2022  
**Sacks** 1.0 vs. Cleveland Browns, Nov 20, 2022  
**Passes Defensed** 3 vs. Denver Broncos, Nov 24, 2019  
**Forced Fumbles** 1 at Pittsburgh Steelers, Dec 15, 2019

**Fumble Recoveries** 1 vs. New York Jets, Dec 11, 2022  
**Tackles For Loss** 3 vs. Cleveland Browns, Nov 20, 2022  
**Interceptions** 1 vs. New England Patriots, Jan 08, 2023  
**Special Teams Tackles** 2 vs. New York Jets, Sep 10, 2017  
**Longest Opponent's Fumble Return** 40 vs. Oakland Raiders, Oct 29, 2017



# VON MILLER

Age: 34 (March 26, 1989)  
 NFL EXP: 13 Years  
 Hometown: DeSoto, TX  
 Twitter: @VonMiller

Height: 6-3      Weight: 250  
 Acquired: Free Agent (2022)  
 College: Texas A&M  
 Instagram: @vonmiller

## FIRST-AND-10

**VON MILLER** signed a 6-year contract with the Bills on March 17, 2022 after helping the Rams capture Super Bowl LVI. The 2nd overall pick in 2011 by Denver, Miller spent the first 10+ seasons of his career with the Broncos before being traded to the Rams on November 2, 2021. One of the league's all-time prolific pass rushers, the 8-time Pro Bowler leads the NFL in sacks since entering the league.

## SHOUTOUTS

- The future Hall of Famer's career: 8 Pro Bowl selections, three 1st-team All-Pro honors, four 2nd-team All-Pro honors, two Super Bowl championships, a Super Bowl MVP award, defensive rookie of the year honors, and a spot on the NFL's All-Decade team of the 2010's.
- Leads all players in sacks since entering the NFL in 2011 (123.5). Ranks 19th on the NFL's all-time list.
- Tied for 11th in NFL history with 10.5 sacks in the postseason. Tied with Charles Haley for most sacks in Super Bowl history (4.5).
- Recorded the 5th-most sacks all-time in a single decade (112.5) from 2010-19.
- Is Denver's all-time leader in sacks (110.5).
- Registered 2 sacks of Patrick Mahomes in win at KC (9/16/22).
- Posted two sacks at LAR (9/8/22), his 4th multi-sack outing on opening day.
- Recorded 2 sacks for the Rams in their Super Bowl LVI win vs. Cin. (2/13/22).
- Named Super Bowl 50 MVP for Denver with 6 tackles, 2.5 sacks, and 2 forced fumbles in 24-10 win vs. Car. (2/7/16).
- Named NFL Defensive Rookie of the Year in 2011 after tallying 11.5 sacks.

## IF YOU HAVEN'T HERD

### VON'S VISION

Inspired by his own vision issues growing up, Miller created Von's Vision Foundation in 2012.

The mission of Von's Vision is to provide low-income students with eye care and fashionable corrective eye wear they need to be their best in the classroom and in life.

Since its inception, Von's Vision has gifted over \$5.1 million in eye care and eye wear to students in need across the country.

"I wear glasses, they wear glasses and if we don't connect any other way, we both wear glasses and we both struggle with our vision," Miller said "And you can be cool doing it."



## PERSONAL

Is the son of Von and Gloria Miller. Has two sons named Valor and Victory. Received the 2019 Jefferson Award for Outstanding Public Service in Sports. Chosen as the Broncos 2018 Walter Payton Man of the Year nominee in 2018. Enjoys listening to heavy metal music for meditation. Lists the Caribbean as his favorite vacation spot. Majored in university studies with a concentration in agriculture and life sciences. Owns an organic chicken farm in Elgin, TX called Greener Pastures Chicken.



# VON MILLER

LINEBACKER - 40

## THE STAMPEDE

### PRE-GAME RITUAL:

Listens to Phil Collins song "In The Air Tonight"

### FAVORITE SHOW:

Bill Dance fishing shows

### FAVORITE MOVIE PRODUCER:

M. Night Shyamalan

### FAVORITE ACTOR:

Mark Wahlberg

### DREAM VACATION SPOT:

Dubai

### FAVORITE PLAYERS GROWING UP:

DeMarcus Ware and Dirk Nowitzki

### FAVORITE FOOD:

Oxtails, plantains, beans and rice (Caribbean food)



## PASS RUSH SUMMIT

The future Hall of Famer conducts his annual Von Miller Pass Rush Summit each summer in Nevada, a two-day event which attracts players from around the NFL. "To be able to walk and talk and go through moves and mindset with guys around the league I respect is huge for me," Miller told the Buffalo News. "I'm a pass rusher and this is a fraternity of brothers. I want all these guys to have success."



## FUTURE GENERAL MANAGER

Miller has made it no secret he aspires to become an NFL general manager once his playing days are over. He uses as much time as possible to soak in knowledge from Bills general manager Brandon Beane, including a job shadow experience at the 2023 NFL Combine.

"He's just a great human being," Miller told the Buffalo News of Beane. "He opened the door. He watered my plant. He easily could have said, 'Man, you oughta be focused on football,' which I would have gladly did, but for him to water the plant for me is great. And I just feel extremely humbled and blessed to have this opportunity here at the combine."

"I can't just stay boxed in. I got to be able to plan and forecast: 'OK, when this doesn't work, what am I going to do next?' You got to be able to balance those two things."

"There are moments in life where you... have to be where your feet are," Miller said. "There are moments, too, where I gotta be here, but I still gotta be looking for what's next."

## BUFFALO TRACKS

### MOST SACKS BY ACTIVE PLAYERS

1. Von Miller, Buffalo	123.5
2. Cam Jordan, New Orleans	115.5
3. Chandler Jones, Las Vegas	112.0
4. Aaron Donald, LA Rams	103.0
5. Calais Campbell, Atlanta	99.0

### MOST SACKS IN NFL POSTSEASON HISTORY

1. Willie McGinest	16.0	(18 games)
2. Bruce Smith	14.5	(20 games)
3. Frank Clark	13.5	(17 games)
4. Terrell Suggs	12.5	(21 games)
5. Reggie White	12.0	(19 games)
6t. LaMarr Woodley	11.0	(8 games)
6t. Clay Matthews	11.0	(15 games)
6t. Charles Haley	11.0	(21 games)
6t. Dwight Freeney	11.0	(22 games)
6t. James Harrison	11.0	(22 games)
11t. Von Miller	10.5	(11 games)
11t. Richard Dent	10.5	(12 games)





# VON MILLER

## LINEBACKER - 40

### VON MILLER'S NFL REGULAR SEASON DEFENSIVE STATISTICS

DATE	TEAM	GP	GS	TACKLES								INTERCEPTIONS				FUMBLES				ST				MISC										
				TK	S	A	TFL	YDS	SK	YDS	QBH	NO	YDS	LG	TD	PD	FF	FR	TD	YDS	TK	S	A	FF	FR	S	A							
2011	Broncos	15	15	64	50	14	19	0	11.5	77.0	29	0	0	0	0	4	2	0	0	0	0	0	0	0	0	0	0	0	0	0	0	0	0	0
2012	Broncos	16	16	68	55	13	28	0	18.5	129.5	25	1	26	26	1	2	6	0	0	0	0	0	0	0	0	0	0	0	0	0	0	0	0	0
2013	Broncos	10	10	34	27	7	9	24	5.0	29.0	10	0	0	0	0	1	3	1	1	60	0	0	0	0	0	0	0	0	0	0	0	0	0	
2014	Broncos	16	16	60	43	17	16	101	14.0	82.5	27	0	0	0	0	2	1	1	0	2	0	0	0	0	0	0	0	0	0	0	0	0	0	
2015	Broncos	16	16	35	30	5	9	61	11.0	78.0	32	0	0	0	0	1	4	3	0	0	0	0	0	0	0	0	0	0	0	0	0	0	0	
2016	Broncos	16	16	78	62	16	13	49	13.5	65.0	25	0	0	0	0	3	3	0	0	0	0	0	0	0	0	0	0	0	0	0	0	0	0	
2017	Broncos	16	16	57	51	6	17	81	10.0	64.5	23	0	0	0	0	3	2	1	0	0	0	0	0	0	0	0	0	0	0	0	0	0	0	
2018	Broncos	16	16	48	29	19	14	79	14.5	88.0	26	1	42	42	0	3	4	3	0	3	0	0	0	0	0	0	0	0	0	0	0	0	0	
2019	Broncos	15	15	46	33	13	10	31	8.0	32.5	20	0	0	0	0	2	0	0	0	0	0	0	0	0	0	0	0	0	0	0	0	0	0	
2020	Broncos	0	0	0	0	0	0	0	0.0	0.0	0	0	0	0	0	0	0	0	0	0	0	0	0	0	0	0	0	0	0	0	0	0	0	
2021	Broncos	7	7	19	10	9	7	33	4.5	25.0	9	0	0	0	0	0	0	0	0	0	0	0	0	0	0	0	0	0	0	0	0	0	0	
2021	Rams	8	8	31	23	8	12	40	5.0	31.0	8	0	0	0	0	1	1	0	0	0	0	0	0	0	0	0	0	0	0	0	0	0	0	
2021	<b>TOTAL</b>	<b>15</b>	<b>15</b>	<b>50</b>	<b>33</b>	<b>17</b>	<b>19</b>	<b>73</b>	<b>9.5</b>	<b>56.0</b>	<b>17</b>	<b>0</b>	<b>0</b>	<b>0</b>	<b>0</b>	<b>1</b>	<b>1</b>	<b>0</b>	<b>0</b>	<b>0</b>	<b>0</b>	<b>0</b>	<b>0</b>	<b>0</b>	<b>0</b>	<b>0</b>	<b>0</b>	<b>0</b>	<b>0</b>	<b>0</b>	<b>0</b>	<b>0</b>	<b>0</b>	
2022	Bills	11	11	21	18	3	10	51	8.0	54.0	12	0	0	0	0	2	1	0	0	0	0	0	0	0	0	0	0	0	0	0	0	0	0	0
<b>TOTALS</b>		<b>162</b>	<b>162</b>	<b>561</b>	<b>431</b>	<b>130</b>	<b>164</b>	<b>550</b>	<b>123.5</b>	<b>756.0</b>	<b>246</b>	<b>2</b>	<b>68</b>	<b>42</b>	<b>1</b>	<b>24</b>	<b>27</b>	<b>9</b>	<b>1</b>	<b>65</b>	<b>0</b>	<b>0</b>	<b>0</b>	<b>0</b>	<b>0</b>	<b>0</b>	<b>0</b>	<b>0</b>	<b>0</b>	<b>0</b>	<b>0</b>	<b>0</b>	<b>0</b>	

### VON MILLER'S NFL POSTSEASON DEFENSIVE STATISTICS


DATE	TEAM	GP	GS	TACKLES								INTERCEPTIONS				FUMBLES				ST				MISC									
				TK	S	A	TFL	YDS	SK	YDS	QBH	NO	YDS	LG	TD	PD	FF	FR	TD	YDS	TK	S	A	FF	FR	S	A						
2011	Broncos	2	2	3	3	0	2	0	1.0	4.0	3	0	0	0	0	0	0	0	0	0	0	0	0	0	0	0	0	0	0	0	0	0	0
2012	Broncos	1	1	9	7	2	0	0	0.5	3.5	2	0	0	0	0	0	0	0	0	0	0	0	0	0	0	0	0	0	0	0	0	0	0
2014	Broncos	1	1	6	5	1	2	6	0.0	0.0	1	0	0	0	0	0	0	0	0	0	0	0	0	0	0	0	0	0	0	0	0	0	0
2015	Broncos	3	3	13	11	2	2	10	5.0	40.0	6	1	4	4	0	2	2	0	0	0	0	0	0	0	0	0	0	0	0	0	0	0	0
2021	Rams	4	4	14	12	2	6	28	4.0	29.0	6	0	0	0	0	1	1	1	0	0	0	0	0	0	0	0	0	0	0	0	0	0	0
2022	Bills	0	0	0	0	0	0	0	0.0	0.0	0	0	0	0	0	0	0	0	0	0	0	0	0	0	0	0	0	0	0	0	0	0	0
<b>TOTALS</b>		<b>11</b>	<b>11</b>	<b>45</b>	<b>38</b>	<b>7</b>	<b>12</b>	<b>44</b>	<b>10.5</b>	<b>76.5</b>	<b>18</b>	<b>1</b>	<b>4</b>	<b>4</b>	<b>0</b>	<b>3</b>	<b>3</b>	<b>1</b>	<b>0</b>	<b>0</b>	<b>0</b>	<b>0</b>	<b>0</b>	<b>0</b>	<b>0</b>	<b>0</b>	<b>0</b>	<b>0</b>	<b>0</b>	<b>0</b>	<b>0</b>	<b>0</b>	<b>0</b>

### SINGLE-GAME HIGHS: DEFENSIVE

- Total Tackles** 10 vs. Kansas City Chiefs, Nov 27, 2016
- Solo Tackles** 9 vs. Kansas City Chiefs, Nov 27, 2016
- Sacks** 3.0 vs. Seattle Seahawks, Sep 09, 2018
- Passes Defensed** 2 vs. Cincinnati Bengals, Sep 18, 2011
- Forced Fumbles** 2 at Arizona Cardinals, Oct 18, 2018

- Fumble Recoveries** 1 vs. Los Angeles Chargers, Dec 30, 2018
- Tackles For Loss** 5 at New England Patriots, Oct 07, 2012
- Interceptions** 1 at Los Angeles Chargers, Nov 18, 2018
- Interception Return Yards** 42 at Los Angeles Chargers, Nov 18, 2018
- Longest Opponent's Fumble Return** 60 at New England Patriots, Nov 24, 2013

# JORDAN MIMS



Age: **24** (June 16, 1999)  
 NFL EXP: **Rookie**  
 Hometown: **Atherton, CA**  
 Twitter: **@jmims23**

Height: **5-10**      Weight: **206**  
 Acquired: **UDFA (2023)**  
 College: **Fresno State**  
 Instagram: **@jmims007**

## FIRST-AND-10

**JORDAN MIMS** was signed by the Bills as an undrafted free agent following the 2023 draft. Mims, a first-team All-Mountain West running back in 2022, finished 4th all-time on Fresno State's rushing list with 3,285 yards.

## SHOUTOUTS

- Finished his career at Fresno State (2017-22) with 3,285 rushing yards on 679 carries and 37 touchdowns while averaging 4.8 yards per carry. Also caught 91 passes for 971 yards and 8 TDs.
- Earned first-team all conference honors in 2022 with 261 carries for 1,372 yards and 18 TDs, becoming the first Bulldog to top the 1,000-yard mark since 2014. Added 21 receptions for 126 yards and a TD.
- In his final collegiate game, earned the Jimmy Kimmel LA Bowl MVP honors with a career-high 209 rushing yards on 18 carries vs. Washington State (12/17/22).
- Averaged 7.6 yards per carry in a 15-114 rushing performance at USC (9/17/22).
- In 2021, registered 710 rushing yards on 127 carries and 6 TDs, while catching 25 passes for 324 yards and 4 scores in 13 games.
- Named the PUBG Mobile New Mexico Bowl Offensive Most Outstanding Player after recording 165 rushing yards and 2 TDs and 71 yards and a TD on 5 receptions vs. UTEP (12/18/21).
- Logged 186 yards rushing at San Diego State (10/30/21) to go along with 2 rushing scores.
- Registered 134 rushing yards and 2 total touchdowns vs. Nevada (10/23/21).
- Raced for a career-long 84-yard touchdown run vs. New Mexico (12/12/20).
- Started 3 games as a true freshman in 2017 and posted 627 rushing yards on 151 carries.

## IF YOU HAVEN'T HERD

### HONORED BY THE 49ERS IN HIGH SCHOOL

As a high school junior, Mims earned the 49ers High School Player of the Week honors for a 321-yard performance in a 31-10 win over Aragon.

"He had two touchdowns called back; he almost had 450 yards rushing. The kid is incredible," Menlo-Atherton head coach Adhir Ravipati told 49ers.com. "He is a remarkably humble kid. He deflects the credit to everyone else and constantly praises the blocking he receives and the play of his offensive line.

Menlo-Atherton High School received a \$500 grant for their football program from the 49ers Foundation. ([49ers.com](https://www.49ers.com), Oct. 21, 2015)



Mims honored by Jimmy Kimmel after winning MVP honors of the Jimmy Kimmel LA Bowl in 2022.

## PERSONAL

Is the son of Tenisha Mims and has two younger brothers, Justin and Jadan. Lists Christian McCaffrey as his favorite athlete growing up. Competed in football, track and field, and basketball at Menlo-Atherton High School. Earned an undergraduate degree in mass communication and journalism-advertising and a master's degree in education curriculum.

# QUINTIN MORRIS



Age: **24** (January 21, 1999)  
 NFL EXP: **2 Years**  
 Hometown: **Richmond, TX**  
 Twitter: **@QuintinMorris\_**

Height: **6-2**      Weight: **243**  
 Acquired: **UDFA (2021)**  
 College: **Bowling Green**  
 Instagram: **@quintinmorris\_**

## FIRST-AND-10

**QUINTIN MORRIS** was signed by the Bills as an undrafted free agent in 2021. A former wide receiver turned tight end, he finished his four-year college career at Bowling Green with 125 catches for 1,529 yards.

## SHOUTOUTS

- Appeared in 14 games with one start in 2022. Also played in both postseason contests, making one start.
- Scored his first-career NFL touchdown on a 14-yard pass vs. MIA (12/17/22).
- Recorded first forced fumble of his NFL career on special teams and then later recovered first fumble of HIS career vs. DET (11/24/22).
- Made his NFL debut vs. TEN (9/19/22) and recorded his first NFL reception on a 6-yard gain.
- Completed his four-year career at Bowling Green with 125 catches for 1,529 yards and 13 touchdowns.
- Named first-team All-MAC in 2020 with 20 receptions for 248 yards in 5 games.
- Grabbed 4 passes for 61 yards vs. Buffalo (11/17/20).
- Was a second-team All-MAC selection in 2019, leading the team with 55 receptions, 649 yards, and 4 TDs. His reception total was the most by a MAC tight end that year.
- Registered career highs in receptions (9) and yards (92) at Notre Dame (10/5/19).
- Hauled in a career-long 59-yard reception vs. Louisiana Tech (9/14/19) as part of a 6-90 receiving performance.
- Finished 2nd on the team with 42 catches and 516 yards in 2018.

## IF YOU HAVEN'T HERD

### BASKETBALL BACKGROUND

A two-sport athlete growing up in Richmond, TX, Morris credits his basketball skills with helping him on the football field. Morris told the USA Today, "It definitely helps a lot. I played basketball since first grade, almost the same time I started playing football at a young age. I feel like basketball teaches you a lot of movements with your body that otherwise you probably wouldn't get, just playing football. Just being able to play basketball for a majority of my life allows me to move and jump, and you use some of those techniques, especially when you're going up for a ball, whether it's boxing out and understanding depth perception. Going up for a ball is almost like rebounding. It really helps, and I think that's why you think of a lot of good tight ends these days, they almost all have a basketball background, and it helps them with their footwork and attacking the ball."

## PERSONAL

Is the son of Eddie and Vanessa Morris. Eddie played football at Mississippi Valley State and Vanessa is in the MVSU hall of fame for basketball. Has two brothers, Evan and Antoine. Enjoys doing community work with the Special Olympics. Majored in health science.

## THE STAMPEDE

### DREAM VACATION SPOT:

Dubai

### FAVORITE MUSICIAN:

Lil Baby

### FAVORITE TV SHOW:

Naruto

### FAVORITE MOVIE:

Fast & Furious







# QUINTIN MORRIS

**TIGHT END - 85**

## QUINTIN MORRIS' NFL REGULAR SEASON RUSHING/RECEIVING STATISTICS

				RECEIVING					RUSHING				
DATE	TEAM	GP	GS	NO.	YDS.	AVG.	LG	TD	NO.	YDS.	AVG.	LG	TD
2021	Bills	0	0	0	0	0.0	0	0	0	0	0.0	0	0
2022	Bills	14	1	8	84	10.5	26	1	0	0	0.0	0	0
<b>TOTALS</b>		<b>14</b>	<b>1</b>	<b>8</b>	<b>84</b>	<b>10.5</b>	<b>26</b>	<b>1</b>	<b>0</b>	<b>0</b>	<b>0.0</b>	<b>0</b>	<b>0</b>


## QUINTIN MORRIS' NFL POSTSEASON RUSHING/RECEIVING STATISTICS

				RECEIVING					RUSHING				
DATE	TEAM	GP	GS	NO.	YDS.	AVG.	LG	TD	NO.	YDS.	AVG.	LG	TD
2021	Bills	0	0	0	0	0.0	0	0	0	0	0.0	0	0
2022	Bills	2	1	2	18	9.0	12	0	0	0	0.0	0	0
<b>TOTALS</b>		<b>2</b>	<b>1</b>	<b>2</b>	<b>18</b>	<b>9.0</b>	<b>12</b>	<b>0</b>	<b>0</b>	<b>0</b>	<b>0.0</b>	<b>0</b>	<b>0</b>

## SINGLE-GAME HIGHS: RECEIVING

**Receptions** 3 vs. Pittsburgh Steelers, Oct 09, 2022  
**Receiving Yards** 39 vs. Pittsburgh Steelers, Oct 09, 2022  
**Receiving Average** 13.0 vs. Pittsburgh Steelers, Oct 09, 2022

**Longest Receptions** 26 vs. Pittsburgh Steelers, Oct 09, 2022  
**All-Purpose Yards** 39 vs. Pittsburgh Steelers, Oct 09, 2022  
**Most TDs** 1 vs. Miami Dolphins, Dec 17, 2022



# MITCH MORSE

Age: **31** (April 21, 1992)  
 NFL EXP: **9 Years**  
 Hometown: **Austin, TX**  
 Twitter: **@mithenmor60**

Height: **6-6**      Weight: **305**  
 Acquired: **Free Agent (2019)**  
 College: **Missouri**  
 Instagram: **@mmorse61**

## FIRST-AND-10

**MITCH MORSE** signed a two-year contract extension in 2022 that will keep him in Buffalo through 2024. A Pro Bowl selection in 2022, he entered the NFL in 2015 as a 2nd round pick (49th overall) of the Chiefs. Morse spent the first four NFL seasons in Kansas City before joining the Bills as an unrestricted free agent in 2019.

## SHOUTOUTS

- Earned his first career Pro Bowl berth in 2022. He was the third Bills center to earn a Pro Bowl berth, joining Eric Wood (2015) and Kent Hull (1988-90).
- In 2022, started 13 games and both playoff contests.
- Started and played in his 100th regular season game vs. Pit. (10/9/22).
- Voted by teammates as a season-long team captain for the Bills in 2022.
- Started all 17 regular season games and both playoff contests for the Bills in 2021.
- In his first season in Buffalo in 2019, started all 16 regular season games and one playoff game.
- Named to the 2015 PFWA All-Rookie Team, after starting 15 games at center for the Chiefs.
- Helped Mizzou to a 24-5 record and back-to-back SEC East Championships in his last two collegiate seasons.
- Started his final 38 games at Missouri. Started 16 games at right tackle, 14 at left tackle and 8 at center.
- College honors while at Missouri include 2014 Second-Team All-SEC, 2012/2013 SEC Academic Honor Roll and 2011 Academic All-Big 12 first team.
- Was a finalist for the 2014 Senior CLASS Award.

## IF YOU HAVEN'T HERD

### A HARSH REALITY

A four-year-old Morse was forced into a harsh reality breaking him from what he called "a life of rainbows and pizza." On April 1, 1996, Morse's brother, Robbie, suffered a debilitating brain injury after being violently shaken by a babysitter. Despite the life-altering tragedy, Morse feels that he wouldn't be the same person today without having gone through the experience.

"I have soft spots. I don't think I would be quite the person I am today without that tragedy happening to my brother. People say it's a cross to bear, but he hasn't been a burden at all. He's been a blessing," Morse said.

Morse's father, Kevin, told the Buffalo News, "His brother grounds him in the reality of life. Mitch has always been somebody who's been part of the solution. I think it was a Brazilian philosopher who said that the blessing is very near the wound. And it is."

## PERSONAL

He and his wife, Caitlin, have a daughter, Kennedy, and a son, Deacon. Is the son of Kevin and Catherine Morse. Has a brother, Robbie. Competed in football, basketball and track in high school. Earned a degree in hospitality management with an emphasis in food and beverage. During the Covid-19 crisis in 2020, donated \$100,000 to FeedMore WNY.

## BUFFALO TRACKS

### REGULAR SEASON GAMES PLAYED/STARTED

2015 (KC, 15/15), 2016 (KC, 16/16), 2017 (KC, 7/7), 2018 (KC, 11/11), 2019 (Buf, 16/16), 2020 (Buf, 14/14), 2021 (Buf, 17/17), 2022 (Buf, 13/13) ... TOTALS (109/109)

### POST-SEASON GAMES PLAYED/STARTED

2016 (KC, 1/1), 2018 (KC, 2/2), 2019 (Buf, 1/1), 2020 (Buf, 3/3), 2021 (Buf, 2/2), 2022 (Buf, 2/2) ... Totals (11/11)



# MITCH MORSE

CENTER - 60



## FAMILY MAN

Morse is very proud and content with the simple life he leads despite being a premier player at his position in the NFL. "I don't have any hobbies in the sense of golfing, fishing, fixing cars, collecting toy trains, etc.," he said. Morse's favorite "hobby" instead is spending as much of his spare time away from football with his family and friends. "My family means everything to me. I live for the bed time routines of putting my kids down to sleep. If it involves wrestling with my kids on the floor or playing hide and seek with them, count me in."

## CAPTAIN MITCH

Being named a season-long captain in 2022 for the first time in his NFL career was not taken lightly by Morse. "I was a little shocked to be honest. I feel like it's my greatest achievement as a player because it was voted on by teammates. The opinions of my peers are those that I care about the most." He credits former Bills TE Lee Smith for learning the intricacies of leadership as a player. "His ability to navigate the locker room as a whole during all sorts of situations is a special skill. He did it very, very well for a long time."

## THE STAMPEDE

### FAVORITE CEREAL:

Reese's Puffs

### PROUDEST ACHIEVEMENT:

Getting married and becoming a father

### FAVORITE MUSIC ARTIST:

Willie Nelson

### SKILL HE WANTS TO LEARN:


Learn another language

### FAVORITE VACATION SPOT:

His couch

### FIRST JOB:

Worked on a farm



### FAVORITE PLAYER

### GROWING UP:

Manu Ginóbili

### SUPERPOWER HE WOULD LIKE TO HAVE:

The ability to eat cake and not get fat

### PET PEEVE:


People who take themselves too seriously

### TOP OF HIS BUCKET LIST:

Visit the Australia Zoo to see where Steve Irwin worked

### FAVORITE APP:

Door Dash







# LATAVIUS MURRAY

Age: **33** (January 18, 1990)  
 NFL EXP: **10 Years**  
 Hometown: **Nedrow, NY**  
 Twitter: **@LataviusM**

Height: **6-3**      Weight: **230**  
 Acquired: **Free Agent (2023)**  
 College: **UCF**  
 Instagram: **@lataviusmurray**

## FIRST-AND-10

**LATAVIUS MURRAY** signed with the Bills as a free agent in 2023. Murray played high school football just outside of Syracuse, NY at Onondaga Central, which is a two hour and 20 minute drive from Buffalo. Murray originally entered the NFL in 2013 as a sixth round pick of the Raiders. Murray has played for the Raiders (2013-16), Vikings (2017-18), Saints (2019-20, 2022), Ravens (2021) and Broncos.

## SHOUTOUTS

- Has played in 135 career games (76 starts). Has accumulated 6,252 rushing yards (4.2 YPC) and 55 rushing TDs in addition to 222 catches for 1,501 yards and two TDs.
- Has played in five career playoff games, with four starts. Tallied 46 carries for 137 yards and two touchdowns with eight catches for 55 yards and one TD.
- Has recorded at least 4 rushing TDs in eight consecutive seasons, which is the longest active streak in the NFL.
- Earned Pro Bowl honors in 2015 while with the Raiders. Tallied 266 carries for 1,066 yards and six rushing TDs with 41 catches for 232 yards. Murray was the first Raiders running back to gain 1,000+ yards since Darren McFadden in 2010.
- Set a career-high with 155 rushing yards on 24 carries in 2018 vs. Ari. (10/14).
- Rushed for a career-high three TDs in 2016 vs. Den. (11/6).

## BUFFALO TRACKS

### CONSECUTIVE SEASONS WITH 4+ RUSH. TDS

Player	Seasons*
1. <b>Latavius Murray</b>	<b>8 (2015-22)</b>
T2. <b>Derrick Henry</b>	7 (2016-22)
T2. <b>Ezekiel Elliot</b>	7 (2016-22)

\*Active streaks

## IF YOU HAVEN'T HERD

### TURNING DREAMS TO REALITY

Murray is working to turn another long-held dream into reality. He's pursuing plans in his hometown of Nedrow, New York, to build the Jon Diaz Community Center, a gathering place for local kids that will feature classrooms, a computer lab, game room and gym. For Murray, who established a nonprofit foundation for the center, it's about providing the town's youth with the opportunities he didn't have. Growing up, he loved playing basketball and football, but no facility for youth activities existed there. He and his friends often contended with the hassle of arranging rides to head into the City of Syracuse to play sports at the Boys & Girls Club and other sites. "I've always dreamed about having a community center and always thought this should happen," he says. "I never thought I'd be the one to make it happen."

The center is also Murray's way to create a living legacy in honor of his longtime friend Jonathan Diaz, who often accompanied him on those trips to play sports. Diaz died tragically in 2016. "His name will be remembered," Murray says. "The center's going to impact people in a positive way, and I think he would definitely be proud. This is a huge, huge way to do it, so that gives me a lot of peace—and a lot of motivation to make it happen because I know it's something he would want to do."

(Syracuse.edu, Jay Cox, October 4, 2022)

## PERSONAL

Enjoys photography as a hobby. Also played basketball and ran track at Onondaga Central High School. Has a bachelor's degree in interpersonal/organizational communications from UCF and earned an MBA Degree from Syracuse in 2020. Resides in Florida in the offseason with his wife and four children. Has a nickname: **Tay Train**.



# LATAVIUS MURRAY

**RUNNING BACK - 28**

## LATAVIUS MURRAY'S NFL REGULAR SEASON RUSHING/RECEIVING STATISTICS

DATE	TEAM	RUSHING							RECEIVING				
		GP	GS	NO.	YDS.	AVG.	LG	TD	NO.	YDS.	AVG.	LG	TD
2014	Raiders	15	3	82	424	5.2	90t	2	17	143	8.4	46	0
2015	Raiders	16	16	266	1,066	4.0	54	6	41	232	5.7	23	0
2016	Raiders	14	12	195	788	4.0	42	12	33	264	8.0	39	0
2017	Vikings	16	11	216	842	3.9	46	8	15	103	6.9	28	0
2018	Vikings	16	6	140	578	4.1	38t	6	22	141	6.4	16	0
2019	Saints	16	8	146	637	4.4	30t	5	34	235	6.9	30	1
2020	Saints	15	7	146	656	4.5	36t	4	23	176	7.7	25	1
2021	Ravens	14	6	119	501	4.2	46t	6	10	75	7.5	18	0
2022	Saints	1	0	11	57	5.2	10	1	1	8	8.0	8	0
2022	Broncos	12	7	160	703	4.4	52	5	26	124	4.8	15	0
2022	<b>TOTAL</b>	<b>13</b>	<b>7</b>	<b>171</b>	<b>760</b>	<b>4.4</b>	<b>52</b>	<b>6</b>	<b>27</b>	<b>132</b>	<b>4.9</b>	<b>15</b>	<b>0</b>
<b>TOTALS</b>		<b>135</b>	<b>76</b>	<b>1,481</b>	<b>6,252</b>	<b>4.2</b>	<b>90T</b>	<b>55</b>	<b>222</b>	<b>1,501</b>	<b>6.8</b>	<b>46</b>	<b>2</b>


## LATAVIUS MURRAY'S NFL POSTSEASON RUSHING/RECEIVING STATISTICS

DATE	TEAM	RUSHING							RECEIVING				
		GP	GS	NO.	YDS.	AVG.	LG	TD	NO.	YDS.	AVG.	LG	TD
2016	Raiders	1	1	12	39	3.3	18	1	1	12	12.0	12	0
2017	Vikings	2	2	25	68	2.7	14	1	4	28	7.0	13	0
2019	Saints	1	0	5	21	4.2	8	0	1	4	4.0	4	0
2020	Saints	1	1	4	9	2.3	4	0	2	11	5.5	6t	1
<b>TOTALS</b>		<b>5</b>	<b>4</b>	<b>46</b>	<b>137</b>	<b>3.0</b>	<b>18</b>	<b>2</b>	<b>8</b>	<b>55</b>	<b>6.9</b>	<b>13</b>	<b>1</b>

## SINGLE-GAME HIGHS: RUSHING/RECEIVING

**Rush Attempts** 27 at Chicago Bears, Oct 20, 2019  
**Rushing Yards** 155 vs. Arizona Cardinals, Oct 14, 2018  
**Rushing Average** 9.9 vs. San Francisco 49ers, Dec 08, 2019  
**Longest Run** 90t vs. Kansas City Chiefs, Nov 20, 2014  
**Rushing TDs** 3 vs. Denver Broncos, Nov 06, 2016  
**Receptions** 9 vs. Arizona Cardinals, Oct 27, 2019  
**Receiving Yards** 60 at Denver Broncos, Dec 28, 2014  
**Receiving Average** 15.0 at Denver Broncos, Dec 28, 2014  
**Longest Receptions** 46 at Denver Broncos, Dec 28, 2014

**Receiving TDs** 1 vs. Kansas City Chiefs, Dec 20, 2020  
**All-Purpose Yards** 158 vs. Arizona Cardinals, Oct 14, 2018  
**Kickoff Returns** 5 vs. Miami Dolphins, Sep 28, 2014  
**Kickoff Return Yards** 112 vs. Miami Dolphins, Sep 28, 2014  
**Longest Kickoff Return** 38 at New York Jets, Sep 07, 2014  
**Kickoff Return Average** 25.8 vs. Houston Texans, Sep 14, 2014  
**Special Teams Tackles** 1 vs. Kansas City Chiefs, Nov 20, 2014  
**Most TDs** 3 vs. Denver Broncos, Nov 06, 2016  
**Miscellaneous Tackles** 1 at Chicago Bears, Oct 04, 2015



## SIRAN NEAL

Age: **28** (August 4, 1994)

NFL EXP: **6 Years**

Hometown: **Fort Gaines, GA**

Twitter: **@SiranNeal**

Height: **6-0**

Weight: **205**

Acquired: **Draft (2018, R5)**

College: **Jacksonville State**

Instagram: **@aye\_bambam**

### FIRST-AND-10

**SIRAN NEAL** signed a three-year contract with the Bills in 2022. Neal originally arrived in Buffalo after spending four seasons at Jacksonville State (2013-17). A back-to-back First-Team All-Ohio Valley selection in 2016-17, Neal was the 154th selection of the fifth round by the Bills in 2018.

### SHOUTOUTS

- Played in all 16 games and both postseason contests in 2022. Tied for the team lead with 11 special teams tackles.
- Recorded four PBUs vs. Pit. (10/9/22) and did so playing just 33% of the defensive snaps.
- Recorded a career-high 12 special teams tackles in 2021, which ranked second on the team.
- Recovered a fumble on punt coverage that led to a Bills touchdown vs. NE (12/6/21).
- Recorded a forced fumble on kickoff coverage at KC (10/10/21).
- Totaled three tackles and a pass defended vs. Mia. (1/3/21).
- Recorded his first NFL reception when he caught a 13-yard pass from a fake punt at NE (12/28/20).
- Neal recorded his second career sack in the 2019 AFC Wild Card game vs. Hou (1/4/20).
- In 2019, Neal recorded 9 total special teams tackles.
- Recorded his second career special teams forced fumble vs. Phi. (10/27/19).
- Neal totaled a career-high seven tackles vs. NYJ (9/8/19).
- Recorded his first NFL sack when he got to Packers QB Aaron Rodgers (9/30/18).

### IF YOU HAVEN'T HERD

#### CHANGE FOR THE BETTER

Back during his high school playing days with the Eufaula High Tigers, Neal was an All-State wide receiver in both 2012 and 2011, when he totaled 76 receptions and 21 touchdowns.

Upon arriving at Jacksonville State, the Gamecock coaches switched Neal over to the defensive side of the ball and put him at linebacker. The switch paid off when in 2016 he made 80 tackles, 11.5 for loss, an interception and four pass break-ups to become an All-Conference selection.

Despite how well he performed at the linebacker position, Gamecock coaches again asked him to switch positions in 2017 and moved him back to the cornerback position.

Adept at finding ways to help the team win, Neal embraced the change telling the Gadsden Times, "I love it. It's something different for me, but I'll get the job done. They put me out there so I have to perform my task."

### PERSONAL

The son of Glenn Neal and Rhonda Walker, Siran has six brothers and one sister. He also has twin daughters, Londyn and Lauryn, and a son, Siran Jr. He earned his degree in criminal justice.

### THE STAMPEDE

#### FAVORITE ATHLETE:


LeBron James

#### FAVORITE BOOK:

Mamba Mentality

#### DREAM SPORTING EVENT TO ATTEND:

NBA Finals







# SIRAN NEAL

**CORNERBACK - 33**

## SIRAN NEAL'S NFL REGULAR SEASON DEFENSIVE STATISTICS

DATE	TEAM	GP	TACKLES										INTERCEPTIONS					FUMBLES					ST				
			GS	TK	S	A	TFL	YDS	SK	YDS	QBH	NO	YDS	LG	TD	PD	FF	FR	TD	YDS	TK	S	A	FF	FR		
2018	Bills	16	0	3	2	1	2	13	1.0	10.0	1	0	0	0	0	0	0	0	0	0	8	8	0	1	1		
2019	Bills	15	1	27	20	7	2	5	0.0	0.0	0	0	0	0	0	0	0	0	0	9	8	1	1	0			
2020	Bills	16	0	7	4	3	0	0	0.0	0.0	1	0	0	0	1	0	0	0	0	6	5	1	0	0			
2021	Bills	17	0	11	6	5	0	0	0.0	0.0	0	0	0	0	0	0	0	0	0	12	10	2	1	1			
2022	Bills	16	0	8	6	2	0	0	0.0	0.0	1	0	0	0	4	0	0	0	0	11	7	4	0	0			
<b>TOTALS</b>		<b>80</b>	<b>1</b>	<b>56</b>	<b>38</b>	<b>18</b>	<b>4</b>	<b>18</b>	<b>1.0</b>	<b>10.0</b>	<b>3</b>	<b>0</b>	<b>0</b>	<b>0</b>	<b>5</b>	<b>0</b>	<b>0</b>	<b>0</b>	<b>0</b>	<b>46</b>	<b>38</b>	<b>8</b>	<b>3</b>	<b>2</b>			

## SIRAN NEAL'S NFL POSTSEASON DEFENSIVE STATISTICS

DATE	TEAM	GP	TACKLES										INTERCEPTIONS					FUMBLES					ST				
			GS	TK	S	A	TFL	YDS	SK	YDS	QBH	NO	YDS	LG	TD	PD	FF	FR	TD	YDS	TK	S	A	FF	FR		
2019	Bills	1	0	3	2	1	1	9	1.0	9.0	1	0	0	0	1	0	0	0	0	1	1	0	0	0			
2020	Bills	3	0	0	0	0	0	0	0.0	0.0	0	0	0	0	0	0	0	0	0	1	1	0	0	0			
2021	Bills	2	0	2	1	1	0	0	0.0	0.0	0	0	0	0	0	0	0	0	0	1	1	0	0	0			
2022	Bills	2	0	2	1	1	0	0	0.0	0.0	0	0	0	0	0	0	0	0	0	0	0	0	0	0			
<b>TOTALS</b>		<b>8</b>	<b>0</b>	<b>7</b>	<b>4</b>	<b>3</b>	<b>1</b>	<b>9</b>	<b>1.0</b>	<b>9.0</b>	<b>1</b>	<b>0</b>	<b>0</b>	<b>0</b>	<b>1</b>	<b>0</b>	<b>0</b>	<b>0</b>	<b>0</b>	<b>3</b>	<b>3</b>	<b>0</b>	<b>0</b>	<b>0</b>			

## SINGLE-GAME HIGHS: DEFENSIVE

**Total Tackles** 7 at New York Jets, Sep 08, 2019  
**Solo Tackles** 5 vs. New York Jets, Dec 29, 2019  
**Sacks** 1.0 at Green Bay Packers, Sep 30, 2018  
**Passes Defensed** 4 vs. Pittsburgh Steelers, Oct 09, 2022

**Tackles For Loss** 1 vs. Cincinnati Bengals, Sep 22, 2019  
**Special Teams Tackles** 3 at New York Giants, Sep 15, 2019  
**Special Teams Forced Fumbles** 1 at Kansas City Chiefs, Oct 10, 2021  
**Special Teams Fumble Recoveries** 1 vs. New England Patriots, Dec 06, 2021



# ED OLIVER

Age: **25** (December 12, 1997)  
 NFL EXP: **5 Years**  
 Hometown: **Houston, TX**  
 Twitter: **@Edoliver\_11**

Height: **6-1**      Weight: **287**  
 Acquired: **Draft (2019, R1)**  
 College: **Houston**  
 Instagram: **@Edoliver\_11**

## FIRST-AND-10

**ED OLIVER** agreed to terms on a four-year contract extension with the Bills in 2023, extending his stay in Buffalo through 2027 after originally being drafted by the team in the first round (9th overall) out of Houston in 2019.

## SHOUTOUTS

- Sacked Dolphins QB Skylar Thompson in AFC Wild Card game (1/15/23).
- Batted down two passes, had two TFLs and recorded a sack of Bears QB Justin Fields in win against CHI (12/24/22).
- Collected AFC Defensive Player of the Week (11/24/22).
- Against DET (11/24/22) recorded 6 tackles, 2 TFLs, forced a fumble and recovered his first fumble recovery of NFL career, and a sack ending in a safety the first in a Thanksgiving game since 2013 (Ndamukong Suh).
- Finished the 2021 regular season with sacks in three consecutive games to end the season with 41 tackles, 10 TFL, 4 sacks and 14 QB hits.
- Recorded four tackles, 2 tackles for a loss and 1.5 sacks against NYJ (1/9/2022).
- Finished the 2020 regular season with 34 tackles, 3 sacks and 6 TFLs.
- Made a big impact in the win against LAC (11/29/2020), recording 3 tackles, one sack and a forced fumble against Chargers QB Justin Herbert.
- Picked up 3 tackles and 2 TFLs at LV (10/4/2020), including blowing up a 4th and 1 play in the fourth quarter.

## PERSONAL

Son of Dana and Ed Oliver Sr. Has an older brother, Marcus, who also played for Houston. Majored in health while at Houston.

## IF YOU HAVEN'T HERD

### COATS FOR KIDS

Oliver wanted to immediately make an impact in the Buffalo community after joining the Bills as the 9th overall pick in the 2019 NFL Draft and he found a way to do that in partnership with Colvin Cleaners.



Oliver participated in the Coats for Kids campaign, meeting fans who donated coats, boots, hats and gloves during a collection event outside of the Bills stadium. It's a cause that is especially important given the climate in Western New York and one that immediately stuck out to Ed as an important way to give back to his new community.

"Buffalo's a place I'd heard has unbearable winters and I'd hate for a kid to have to walk outside in a blizzard or whatever kind of crazy weather we get up here," Oliver told WIVB TV during the coat drive.

The 2019 edition of the campaign was able to receive and distribute over 10,000 coats to people in need. "It just epitomizes the Bills Mafia and what the Bills Football Program is all about. It's all about family, it's all about one another, making sure one another's straight," Oliver said.

### TURKEY DAY

Oliver comes alive on Thanksgiving day, having played in three games on the day through out his career he has recorded at least half a sack. In two of them, he's taken over games. Against the Detroit Lions in 2022, Oliver became the first player in team history to record a sack, forced fumble, fumble recovery and safety in a single game. He then collected AFC Defensive Player of the Week for his efforts, he joked that he wished it was Thanksgiving "every day," let alone just playing on the holiday once a year.



# ED OLIVER

DEFENSIVE TACKLE - 91



## BROTHER MAN

Most recruiting experts were surprised when Ed decided to stay close to home and play his college ball at Houston. One of the main reasons for going to Houston was so Ed could play with his brother, Marcus, who played on the offensive line for the Cougars and has served as a mentor and best friend for Ed.

"He's the reason I love football the way I do now," Ed said to the Athletic. "Without him, I don't know what I'd be doing. Every time I kind of veered off, he was always right there with me, going, 'Nah, this way.' I'd veer off again, 'Nah, this way.'"



## THE HORSE WHISPERER

Growing up, Oliver's passions extended beyond the football field. In fact, one of his hobbies is horseback riding. He has been around horses most of his life and says that being around them helped him immensely in learning to conquer his fears.

"I can tell you, I got over a lot of fear with horses, too," he said. "A couple times I thought I was going to die, and I realized: 'Hey, you've just got to go through it. You'll be all right.' Real life, I thought sometimes, 'Man, this horse could kill me.' I'm overcoming fear just getting back up on the horse and riding it."

## THE STAMPEDE

### FAVORITE CEREAL:

Cinnamon Toast Crunch

### PROUDEST ACHIEVEMENT:

Being able to help his mom

### FAVORITE FOOD:

Anything he can smother in gravy

### FIRST JOB:

Working with family horses

### FAVORITE SNACK:

Potato Chips

### SKILL HE WANTS TO LEARN:

Surfing



### FAVORITE ARTIST:

Meek Mill

### FAVORITE ATHLETES:

Mike Vick, Patrick Willis and Ndamukong Suh

### PET PEEVE:


People that don't care about what they are doing

### FAVORITE MOVIE:

The Wood

### DREAM SPORTING

EVENT TO ATTEND:  
Daytona 500







# ED OLIVER

## DEFENSIVE TACKLE - 91

### ED OLIVER'S NFL REGULAR SEASON DEFENSIVE STATISTICS

DATE	TEAM	GP	GS	TACKLES								INTERCEPTIONS					FUMBLES				ST				MISC								
				TK	S	A	TFL	YDS	SK	YDS	QBH	NO	YDS	LG	TD	PD	FF	FR	TD	YDS	TK	S	A	FF	FR	S	A						
2019	Bills	16	7	43	24	19	5	33	5.0	39.0	8	0	0	0	0	2	1	0	0	0	0	0	0	0	0	0	0	0	0	0	0	0	0
2020	Bills	16	16	33	23	10	6	21	3.0	17.0	6	0	0	0	0	3	1	0	0	0	0	0	0	0	0	0	0	0	0	0	0	0	0
2021	Bills	17	17	41	29	12	10	44	4.0	27.5	14	0	0	0	0	3	1	0	0	0	0	0	0	0	0	0	0	0	0	0	0	0	0
2022	Bills	13	13	34	20	14	9	38	2.5	13.0	14	0	0	0	0	3	1	1	0	0	0	0	0	0	0	0	0	0	0	0	0	0	0
<b>TOTALS</b>		<b>62</b>	<b>53</b>	<b>151</b>	<b>96</b>	<b>55</b>	<b>30</b>	<b>136</b>	<b>14.5</b>	<b>96.5</b>	<b>42</b>	<b>0</b>	<b>0</b>	<b>0</b>	<b>0</b>	<b>11</b>	<b>4</b>	<b>1</b>	<b>0</b>	<b>0</b>	<b>0</b>	<b>0</b>	<b>0</b>	<b>0</b>	<b>0</b>	<b>0</b>	<b>0</b>	<b>0</b>	<b>0</b>	<b>0</b>	<b>0</b>	<b>0</b>	<b>0</b>

### ED OLIVER'S NFL POSTSEASON DEFENSIVE STATISTICS

DATE	TEAM	GP	GS	TACKLES								INTERCEPTIONS					FUMBLES				ST				MISC									
				TK	S	A	TFL	YDS	SK	YDS	QBH	NO	YDS	LG	TD	PD	FF	FR	TD	YDS	TK	S	A	FF	FR	S	A							
2019	Bills	1	0	4	0	4	0	0.0	0.0	0	0	0	0	0	0	0	0	0	0	0	0	0	0	0	0	0	0	0	0	0	0	0	0	
2020	Bills	3	3	8	5	3	1	0.0	0.0	0	0	0	0	0	0	0	0	0	0	0	0	0	0	0	0	0	0	0	0	0	0	0	0	0
2021	Bills	2	2	5	4	1	2	9	1.0	7.0	2	0	0	0	0	0	0	0	0	0	0	0	0	0	0	0	0	0	0	0	0	0	0	0
2022	Bills	2	1	4	2	2	1	8	1.0	8.0	3	0	0	0	0	0	0	0	0	0	0	0	0	0	0	0	0	0	0	0	0	0	0	0
<b>TOTALS</b>		<b>8</b>	<b>6</b>	<b>21</b>	<b>11</b>	<b>10</b>	<b>4</b>	<b>17</b>	<b>2.0</b>	<b>15.0</b>	<b>5</b>	<b>0</b>	<b>0</b>	<b>0</b>	<b>0</b>	<b>0</b>	<b>0</b>	<b>0</b>	<b>0</b>	<b>0</b>	<b>0</b>	<b>0</b>	<b>0</b>	<b>0</b>	<b>0</b>	<b>0</b>	<b>0</b>	<b>0</b>	<b>0</b>	<b>0</b>	<b>0</b>	<b>0</b>	<b>0</b>	<b>0</b>

### SINGLE-GAME HIGHS: DEFENSIVE

**Total Tackles** 6 at Detroit Lions, Nov 24, 2022  
**Solo Tackles** 4 at Chicago Bears, Dec 24, 2022  
**Sacks** 2.0 at Dallas Cowboys, Nov 28, 2019  
**Passes Defensed** 2 at Chicago Bears, Dec 24, 2022

**Forced Fumbles** 1 at Detroit Lions, Nov 24, 2022  
**Fumble Recoveries** 1 at Detroit Lions, Nov 24, 2022  
**Tackles For Loss** 3 vs. Cleveland Browns, Nov 20, 2022  
**Safeties** 1 at Detroit Lions, Nov 24, 2022



# DEZMON PATMON

Age: 24 (August 6, 1998)  
 NFL EXP: 3 Years  
 Hometown: San Diego, CA  
 Twitter: @dadpat7

Height: 6-4      Weight: 225  
 Acquired: Free Agent (2022)  
 College: Washington State  
 Instagram: @dadpat7

## FIRST-AND-10

**DEZMON PATMON** joined the Bills practice squad during the 2022 season and re-signed with the team in 2023. Patmon originally entered the NFL in 2020 as a sixth round pick (212th overall) of the Indianapolis Colts in 2020 out of Washington State.

## SHOUTOUTS

- Has played in 10 career games, recording four catches for 45 yards and one touchdown.
- Caught his first career touchdown on a 14 yard pass from Colts QB Carson Wentz at Ari. (12/25/21).
- Played in eight games for the Colts during the 2021 season.
- Made his NFL debut during his rookie season in 2020 with the Colts vs. Jax. (1/3/21)
- Appeared in 43 games (12 starts) at Washington State (2016-19) and totaled 156 receptions for 1,976 yards (12.7 avg.) and 13 touchdowns. Recorded at least one reception in 33 straight games.
- In his final collegiate season in 2019, appeared in all 13 games (three as a starter). Caught 58 passes for 762 yards and eight touchdowns. His eight TD catches ranked second on the team. Had 40 catches that either resulted in a first down or touchdowns. Named to Biletnikoff Award Watch List.
- In 2018, appeared in all 13 games, (eight as a starter). Tallied 61 receptions for team-high 816 yards, eighth-most in the Pac-12 Conference.

## PERSONAL

Last name is pronounced 'Pat-min'. Attended Patrick Henry High School, where he also ran track. His uncle, DeWayne Patmon, played linebacker at Michigan and for the NY Giants (2000-01).

## IF YOU HAVEN'T HERD

### A CHILDHOOD DREAM

(As a rookie in) Indianapolis, Patmon (had the opportunity to) play with former Chargers quarterback Philip Rivers...That presented a unique opportunity for the native San Diegan, who grew up within walking distance of Qualcomm Stadium, where Rivers spent the majority of his 15 seasons with the Chargers.

"It's like maybe 5, 10 minutes from my house," Patmon said. "As a little kid playing football, that's everyone's dream, that's the most cliché thing, 'I want to play in the NFL,'" Patmon said. "But for me, it was the same thing, growing up and playing football in Pop Warner, I just want to play in the NFL and grow up to be a professional athlete."

He was named after former Michigan receiver Desmond Howard, in part because his uncle DeWayne Patmon played linebacker for Michigan before spending one season with the New York Giants in 2000-01.

## THE STAMPEDE

**FAVORITE CHILDHOOD ATHLETE:** Calvin Johnson


**PETS:** Four dogs & a turtle

**BUCKET LIST ITEM:** Visit Paris

**BIGGEST MENTOR:** His father

**FAVORITE FOOD:** Taco salad

**BIGGEST HOBBY:** Golf



**FAVORITE TV SHOW/MOVIE:** Psych/Chronicle

**ONE THING HE CAN'T LIVE WITHOUT:** Chapstick



# DEZMON PATMON

**WIDE RECEIVER - 19**

## DEZMON PATMON'S NFL REGULAR SEASON RUSHING/RECEIVING STATISTICS

DATE	TEAM	GP	GS	RECEIVING					RUSHING				
				NO.	YDS.	AVG.	LG	TD	NO.	YDS.	AVG.	LG	TD
2020	Colts	1	0	0	0	0.0	0	0	0	0	0.0	0	0
2021	Colts	8	0	2	21	10.5	14†	1	0	0	0.0	0	0
2022	Colts	1	0	2	24	12.0	17	0	0	0	0.0	0	0
<b>TOTALS</b>		<b>10</b>	<b>0</b>	<b>4</b>	<b>45</b>	<b>11.3</b>	<b>17</b>	<b>1</b>	<b>0</b>	<b>0</b>	<b>0.0</b>	<b>0</b>	<b>0</b>

## SINGLE-GAME HIGHS: RECEIVING

**Receptions** 2 at Jacksonville Jaguars, Sep 18, 2022  
**Receiving Yards** 24 at Jacksonville Jaguars, Sep 18, 2022  
**Longest Receptions** 17 at Jacksonville Jaguars, Sep 18, 2022

**Receiving TDs** 1 at Arizona Cardinals, Dec 25, 2021  
**All-Purpose Yards** 24 at Jacksonville Jaguars, Sep 18, 2022  
**Most TDs** 1 at Arizona Cardinals, Dec 25, 2021



# JORDAN PHILLIPS



Age: 30 (September 21, 1992) Height: 6-6 Weight: 341  
 NFL EXP: 9 Years Acquired: Free Agent (2022)  
 Hometown: Towanda, KS College: Oklahoma  
 Twitter: @bigj9797 Instagram: @bigj9797

## FIRST-AND-10

**JORDAN PHILLIPS** re-signed with the Bills in 2023 to a one-year contract. Phillips is in his 2nd stint with the Bills after playing in Buffalo from 2018-19. Phillips entered the NFL as a 2nd round draft pick of the Dolphins in 2015. He spent his first three-plus seasons in Miami, before being claimed off waivers by the Bills on October 3, 2018. Phillips re-signed with the Bills in 2019 and then joined the Cardinals from 2020-21.

## SHOUTOUTS

- In 2022, totaled 20 tackles and 1.5 sacks in 12 games.
- Recorded 1.5 sacks of Matthew Stafford at LAR (9/8/22).
- Tallied 33 tackles, 5 sacks and 2 forced fumbles in 18 games with the Cardinals from 2020-21.
- In previous 2 seasons in Buffalo (2018-19), posted 50 tackles and 9.5 sacks in 28 games.
- In 2019, was 3rd in sacks by a NFL defensive tackle (9.5) behind Aaron Donald (12.5) and Arik Armstead (10).
- Had 2 sacks of Devlin Hodges at Pit. (12/15/19).
- Registered 3 sacks of Marcus Mariota at Ten. (10/6/19). The 3-sack performance was the first by a Bill since Lorenzo Alexander in 2016.
- Notched first sack as a Bill vs. Andy Dalton of Cin. (9/22/19).
- Sacked Sam Darnold in win at NYJ (9/16/18) as a Dolphin.
- Notched his first NFL interception off Ryan Fitzpatrick vs. NYJ (11/7/16) and returned it 17 yards to set up a FG.
- A two-year starter at Oklahoma, totaled 57 tackles, 2.0 sacks, two passes defensed and a fumble recovery in 28 games (17 starts). Earned 2nd-team All-Big 12 honors as a junior in 2014.

## IF YOU HAVEN'T HERD

### BIG PHIL'S IMPROBABLE JOURNEY

Phillips' mother, Sherry, passed away in a car accident when he was 2 years old. Growing up in a single-parent home because his late father, George, was in prison, Jordan went to live with his grandparents, Willie and Irene. Tragedy struck again when Irene had a stroke and Willie, who was well into his 70s at the time, was unable to care well enough for Jordan.

Willie had him move in with Kody and Sheller Kinder at the age of 12. Other families pitched in to help, including Shane and Cindy Waggoner, who ended up legally adopting Jordan at the age of 25 because Jordan wanted his son to have grandparents.



## PERSONAL

Has a son, Malik, and a daughter, Maya. Also has three dogs, T'Challa (pitbull), Storm (English bulldog), Osha (Belgian Malinois). Enjoys photography, bowling and playing golf. Began playing football in the 4th grade for the Wichita Golden Bulldogs, who compiled a 55-2 record during his time with them. Majored in criminology..



# JORDAN PHILLIPS

DEFENSIVE TACKLE - 97



## BUFFALO TRACKS

### MOST SACKS IN A SEASON BY A BILL SINCE 2017

1.	Jordan Phillips, DT	9.5 (2019)
2.	Von Miller, EDGE	8.0 (2022)
3t.	Mario Addison, DE	7.0 (2021)
3t.	Jerry Hughes, DE	7.0 (2018)
5t.	Shaq Lawson, DE	6.5 (2019)
5t.	Lorenzo Alexander, LB	6.5 (2018)

## ALL-AMERICAN ATHLETE

In high school, Phillips was an All-American in football playing seven different positions (fullback, slot back, tight end, linebacker, interior lineman, punter, and kicker), and an all-state performer in basketball and baseball as a pitcher. He once threw a no-hitter as a freshman in a varsity game. Now that he is an established NFL star, Phillips is still a versatile athlete, excelling in bowling and golf in his free time. According to Phillips, he is a 6 handicap in golf and averages around 200 in bowling.



## THE STAMPEDE

### TOP BUCKET LIST ITEM:

Attend a World Cup soccer match

### FAVORITE MOVIE:

Iron Man



### FAVORITE FOOD:

Mexican

### FAVORITE SHOW:

Yellowstone

### FAVORITE ICE CREAM

FLAVOR:

Vanilla

### DREAM VACATION SPOT:

Montana

### SKILL HE WOULD LIKE TO LEARN:

Build an engine from scratch

### IF HE COULD HAVE ONE SUPERPOWER:

Teleport

### FAVORITE ATHLETE GROWING UP:

LeBron James

### FAVORITE ACTOR:

Robert Downey, Jr.





# JORDAN PHILLIPS

**DEFENSIVE TACKLE - 97**

## JORDAN PHILLIPS' NFL REGULAR SEASON DEFENSIVE STATISTICS

DATE	TEAM	GP	GS	TACKLES								INTERCEPTIONS					FUMBLES				ST				MISC									
				TK	S	A	TFL	YDS	SK	YDS	QBH	NO	YDS	LG	TD	PD	FF	FR	TD	YDS	TK	S	A	FF	FR	S	A							
2015	Dolphins	15	4	19	14	5	2	14	2.0	14.0	5	0	0	0	0	4	0	0	0	0	0	0	0	0	0	0	0	0	0	0	0	0	0	0
2016	Dolphins	16	11	377	193	184	5	11	0.5	0.0	3	1	17	17	0	3	0	0	0	0	0	0	0	0	0	0	0	0	0	0	0	0	0	
2017	Dolphins	13	11	16	10	6	4	27	2.0	22.0	6	0	0	0	0	3	0	0	0	0	0	0	0	0	0	0	0	0	0	0	0	0	0	
2018	Dolphins	4	0	5	3	2	1	5	1.0	5.0	3	0	0	0	0	1	0	0	0	0	0	0	0	0	0	0	0	0	0	0	0	0	0	
2018	Bills	12	0	19	12	7	2	5	0.0	0.0	0	0	0	0	0	3	0	1	0	0	0	0	0	0	0	0	0	0	0	0	0	0	0	
2018	<b>TOTAL</b>	<b>16</b>	<b>0</b>	<b>24</b>	<b>15</b>	<b>9</b>	<b>3</b>	<b>10</b>	<b>1.0</b>	<b>5.0</b>	<b>3</b>	<b>0</b>	<b>0</b>	<b>0</b>	<b>0</b>	<b>4</b>	<b>0</b>	<b>1</b>	<b>0</b>	<b>0</b>	<b>0</b>	<b>0</b>	<b>0</b>	<b>0</b>	<b>0</b>	<b>0</b>	<b>0</b>	<b>0</b>	<b>0</b>	<b>0</b>	<b>0</b>	<b>0</b>	<b>0</b>	
2019	Bills	16	9	31	25	6	13	72	9.5	71.5	16	0	0	0	0	1	0	0	0	0	0	0	0	0	0	0	0	0	0	0	0	0	0	
2020	Cardinals	9	9	11	10	1	1	10	2.0	13.0	3	0	0	0	0	1	2	1	0	0	0	0	0	0	0	0	0	0	0	0	0	0	0	
2021	Cardinals	9	8	22	14	8	3	20	3.0	20.0	4	0	0	0	0	2	0	0	0	0	0	0	0	0	0	0	0	0	0	0	0	0	0	
2022	Bills	12	1	20	9	11	3	13	1.5	14.5	6	0	0	0	0	2	0	0	0	0	0	0	0	0	0	0	0	0	0	0	0	0	0	
<b>TOTALS</b>		<b>106</b>	<b>53</b>	<b>520</b>	<b>290</b>	<b>230</b>	<b>34</b>	<b>177</b>	<b>21.5</b>	<b>160.0</b>	<b>46</b>	<b>1</b>	<b>17</b>	<b>17</b>	<b>0</b>	<b>19</b>	<b>3</b>	<b>2</b>	<b>0</b>	<b>0</b>	<b>0</b>	<b>0</b>	<b>0</b>	<b>0</b>	<b>0</b>	<b>0</b>	<b>0</b>	<b>0</b>	<b>0</b>	<b>0</b>	<b>0</b>	<b>0</b>	<b>0</b>	

## JORDAN PHILLIPS' NFL POSTSEASON DEFENSIVE STATISTICS

DATE	TEAM	GP	GS	TACKLES								INTERCEPTIONS					FUMBLES				ST				MISC								
				TK	S	A	TFL	YDS	SK	YDS	QBH	NO	YDS	LG	TD	PD	FF	FR	TD	YDS	TK	S	A	FF	FR	S	A						
2016	Dolphins	1	1	3	2	1	2	4	0.0	0.0	0	0	0	0	0	0	0	0	0	0	0	0	0	0	0	0	0	0	0	0	0	0	0
2019	Bills	1	1	0	0	0	0	0	0.0	0.0	1	0	0	0	0	0	0	0	0	0	0	0	0	0	0	0	0	0	0	0	0	0	0
2021	Cardinals	0	0	0	0	0	0	0	0.0	0.0	0	0	0	0	0	0	0	0	0	0	0	0	0	0	0	0	0	0	0	0	0	0	0
2022	Bills	1	0	1	1	0	0	0	0.0	0.0	0	0	0	0	0	0	0	0	0	0	0	0	0	0	0	0	0	0	0	0	0	0	0
<b>TOTALS</b>		<b>3</b>	<b>2</b>	<b>4</b>	<b>3</b>	<b>1</b>	<b>2</b>	<b>4</b>	<b>0.0</b>	<b>0.0</b>	<b>1</b>	<b>0</b>	<b>0</b>	<b>0</b>	<b>0</b>	<b>0</b>	<b>0</b>	<b>0</b>	<b>0</b>	<b>0</b>	<b>0</b>	<b>0</b>	<b>0</b>	<b>0</b>	<b>0</b>	<b>0</b>	<b>0</b>	<b>0</b>	<b>0</b>	<b>0</b>	<b>0</b>	<b>0</b>	<b>0</b>

## SINGLE-GAME HIGHS: DEFENSIVE

**Total Tackles** 5 vs. Los Angeles Rams, Dec 13, 2021  
**Solo Tackles** 4 vs. Carolina Panthers, Nov 14, 2021  
**Sacks** 3.0 at Tennessee Titans, Oct 06, 2019  
**Passes Defensed** 2 vs. Dallas Cowboys, Nov 22, 2015

**Forced Fumbles** 1 at Dallas Cowboys, Oct 19, 2020  
**Fumble Recoveries** 1 at Dallas Cowboys, Oct 19, 2020  
**Tackles For Loss** 3 at Tennessee Titans, Oct 06, 2019





# JORDAN POYER

Age: 32 (April 25, 1991)  
 NFL EXP: 11 Years  
 Hometown: Astoria, OR  
 Instagram: @j\_poyer21

Height: 6-0      Weight: 191  
 Acquired: UFA (2017)  
 College: Oregon State

## FIRST-AND-10

**JORDAN POYER** signed a two-year contract extension with the Bills on March 15, 2023. Poyer has been one of the most productive safeties in the NFL since joining the Bills as an unrestricted free agent in 2017. He earned All-Pro status in 2021 and a Pro Bowl berth in 2022. A former cornerback, Poyer joined the NFL as a 7th round draft choice of Philadelphia in 2013 but was released and claimed off waivers by Cleveland early that season. He played in 45 games with the Browns from 2013-16.

## SHOUTOUTS

- Since joining the Bills in 2017, is the only NFL player to have 500+ tackles, 20+ INTs (22) and 10+ sacks (10). His 22 INTs are tied for 5th in NFL in that time span.
- Earned his first career Pro Bowl berth in 2022.
- Led the Bills and tied for 11th in the NFL with 4 interceptions in 2022.
- Posted first career multi-INT game with 2 of Lamar Jackson at Bal. (10/2/22).
- Intercepted Matthew Stafford in 2022 season opener at LAR (9/8/22).
- Only NFL player with 90+ tackles and 2+ INTs each year from 2017-21.
- Tied for 4th in the NFL with 5 INTs in 2021 and was the only NFL player to post 3 sacks and 5 INTs. Earned first-team All-Pro honors.
- Finished 2nd on the Bills with 118 tackles in 2020, while posting 2 sacks, 2 INTs, 2 forced fumbles and 5 passes defended.
- Picked off Devlin Hodges in the end zone late in the 4th quarter to help seal a win and a playoff berth at Pit. (12/15/19).

## IF YOU HAVEN'T HERD

### POYER'S "BIGGER PURPOSE"

Poyer was given the 2023 Advocacy Award by the Mental Health Advocates of Western New York for his outstanding dedication to promoting mental health awareness.

"All I've ever wanted to do is help people whether that was coaching kids football, chatting about football or even just sharing my knowledge about life and the things I've gone through in life," Poyer said during his acceptance speech at The Powerhouse in Buffalo.

Back in 2021 is when Poyer first spoke out about his struggles with mental health and his personal 'rock bottom' in The Players Tribune. Poyer admitted to his battle with alcoholism while also acknowledging it's okay to ask for help during those struggles.

"Jordan's courage has not only touched the lives of fans and supporters, but it has also created a ripple effect encouraging others to share their own stories and receive the support they deserve," said MHA executive director Melinda C. Dubois.

"Understand that it's okay to ask for help," Poyer said. "We got to learn how to love ourselves and love each other. That was my biggest issue was I didn't know how to love myself."

"When I stopped drinking alcohol, I had such a bigger purpose, there was a bigger purpose to my life."



## PERSONAL

He and his wife, Rachel, have a daughter, Aliyah. They have three English bulldogs named Taz, Luna and Savage. Is the son of Julie and Fa'alaeo Poyer, who both played sports at Eastern New Mexico (Julie played volleyball and Fa'alaeo was a tight end in football). Hobbies include fishing, golfing and jet skiing. Majored in education.



# JORDAN POYER

**SAFETY - 21**



## THREE-SPORT HIGH SCHOOL STAR IN OREGON

A high school sports legend, Poyer led Astoria to state titles in both football and baseball. On the gridiron, he was named the 4A Offensive and Defensive Player of the Year as a senior, starring at quarterback and safety. In basketball, he was named the 2009 Cowapa League Player of the Year. He also was a star pitcher in baseball. In fact, if it wasn't for his love of football, Poyer believes he could be playing baseball in the MLB today. He was drafted in the 42nd round of the by the Marlins in 2009 following a stellar high school career.

Poyer now excels in another sport: golf. In fact at the Pro Bowl in Las Vegas in 2023, he captured the NFL's longest drive contest with a 320-yard bomb at Bear's Best Golf Course to lead the AFC to victory. Poyer carries a handicap of 9.

## "A HUGE BLESSING IN DISGUISE"

Hospitalized with a lacerated kidney following a blind side block on a kickoff return at Tennessee in 2016, Poyer is able to reflect positively on that scary moment in his life. "Now that I look back, it was a huge blessing in disguise," Poyer told the Buffalo media after signing a contract extension in 2020. "I have some of my best friends on this team ... that play right there led me to being here and led me to everything that has come with being here." Poyer was selected by his Bills teammates as the Ed Block Courage Award winner in 2017.

## THE STAMPEDE

### FAVORITE PLAYER

### GROWING UP:

Ken Griffey, Jr.

### FIRST JOB:

Veterinarian assistant

### A SKILL YOU WOULD LIKE TO LEARN:


Play the guitar and piano

### FAVORITE MOVIE:

Remember the Titans

### SOMETHING YOU COLLECT:

Footballs intercepted



## BUFFALO TRACKS

### MOST TACKLES BY A DEF. BACK SINCE 2017

1. Budda Baker 650
2. **Jordan Poyer 582**
3. Kevin Byard 568
4. Vonn Bell 549
5. Harrison Smith 535

### MOST SACKS BY A DEF. BACK SINCE 2017

1. Jamal Adams 21.5
2. Logan Ryan 10.5
3. **Jordan Poyer 10.0**
4. Mike Hilton 9.5
5. Derwin James 9.5

### MOST INTERCEPTIONS SINCE 2017

1. Xavien Howard 28
2. Kevin Byard 27
3. J.C. Jackson 25
3. Justin Simmons 25
5. Quandre Diggs 23
6. **Jordan Poyer 22**
6. Harrison Smith 22







# DAVID QUESSENBERRY

Age: 32 (August 24, 1990)      Height: 6-5      Weight: 310  
 NFL EXP: 5 Years      Acquired: Free Agent (2022)  
 Hometown: Encinitas, CA      College: San Jose State  
 Instagram: @davidqberry

## FIRST-AND-10

**DAVID QUESSENBERRY** re-signed on a one-year contract with the Bills in 2023 following his first season in Buffalo. A 2013 draft pick of the Texans, he made a lengthy and inspiring comeback from Lymphoma to return to the football field in 2017.

## SHOUTOUTS


- In his first season in Buffalo in 2022 played in all 16 games with three starts and saw action in both playoff games.
- Started at right tackle in back to back games vs. GB (10/30/2022) and at NYJ (11/06/2022) and started at left tackle at NE (12/01/2022).
- Made his Buffalo Bills debut against his former team, the Tennessee Titans (9/19/22) at guard.
- In 2021, started all 17 regular season games for Tennessee at right tackle. Also started the Titans playoff game vs. Cin. (1/22/22).
- Saw action in 12 games in 2020 and helped RB Derrick Henry (2,027 yards) become the 8th player in NFL history to surpass 2,000 rushing yards in a season.
- In 2019, appeared in four games for the Titans in his first game action since 2017.
- Caught his first career touchdown on a one-yard catch from Marcus Mariota vs. Ind. (9/15/19).
- Spent 2018 on the Titans practice squad.
- Played in two games for Houston in 2017, the first action of his NFL career.
- Over three years after receiving his diagnosis of Lymphoma, made his NFL debut for the Texans vs. Pit. on Christmas Day (12/25/17).
- In 2017, earned the PFWA George Halas Award, given to a player, coach or staff member who overcame adversity.

## IF YOU HAVEN'T HERD

### FOOTBALL AND FAMILY

Quessenberry comes from a football family. His father, David, played for Navy, as did his brother, Paul, a former fullback for the Texans. Paul was also a captain in the Marines as an infantry officer. His younger brother, Scott, is an offensive lineman for the Texans.

"When we get around each other, we're competitive," Quessenberry said. "We play games and we talk football, so, it's kind of unavoidable. Growing up, we never really thought we were going to play in the NFL or anything like that, we just loved to compete against each other and play the game, and here we are."



## PERSONAL

Pronounced: KWESS-en-berry. He and his wife, Maegan, have a son, Teddy. Has a dog, Maggie. His father, David, played football at Navy. Has two brothers: Paul, a former fullback for the Texans, and Scott, an offensive lineman for the Texans. Earned a degree in history.



# DAVID QUESSENBERRY

OFFENSIVE LINEMAN - 77

## ULTIMATE SURVIVOR

Just over a year after being drafted by Houston, Quessenberry was diagnosed with Non-Hodgkin's lymphoma in June 2014. He battled back for multiple years and eventually beat the cancer and returned to the NFL. It was no easy journey.

"There were doubts every step along the way," Quessenberry told Sporting News. "It's a long, tough battle. And to play in this league — the most competitive league in the world — it's not easy to get back here to play."

Starting the entire season at right tackle was a huge accomplishment for him in 2021. "That was a mountain that I was climbing the whole time, ever since I got done with my treatments," Quessenberry said. "It was something I always believed could happen, but it was the right opportunity and the right time ... That's what I want to do and that's what I want to keep doing."

## THE STAMPEDE

### FAVORITE PLAYER GROWING UP:

Junior Seau

### PRE-GAME RITUAL:

Eat a PB & J and FaceTime wife and son

### FIRST JOB:

Sold Christmas trees

### FAVORITE MOVIE:

Wedding Crashers

### FAVORITE TV SHOW:

Amazing Race

### DREAM VACATION SPOT:


Hawaii

### TOP BUCKET LIST ITEM:

Golf in Scotland

### FAVORITE MUSICAL ARTIST:

Luke Combs







# TAYLOR RAPP

Age: **25** (December 22, 1997) Height: **6-0** Weight: **208**  
 NFL EXP: **5 Years** Acquired: **Free Agent (2023)**  
 Hometown: **Bellingham, WA** College: **Washington**  
 Twitter: **@trapp07** Instagram: **@taylorrapp**

## FIRST-AND-10

**TAYLOR RAPP** signed a one-year deal with the Bills in 2023. He spent the first four seasons of his career with the LA Rams (2019-22). He was drafted in the second round (61st overall) of the 2019 NFL Draft by the Rams.

### SHOUTOUTS

- Has appeared in 57 regular season games with 48 starts and recorded 330 tackles (216 solo), 1.5 sacks, 8 TFLs, with one forced fumble and three fumble recoveries. He has also added nine INTs and 23 passes defended.
- Played in 16 games in 2022 registering 92 total tackles good for third on the Rams. He had two TFLs, one QB hit, two INTs and six passes defended.
- Intercepted a pass in back to back games vs. LV (12/8/22) and at GB (12/19/22).
- Tied his career high with 12 tackles against the Chiefs (11/27/22) the sixth time he has recorded double-digit tackles in his NFL career.
- Registered seven tackles in the Rams Super Bowl LVI victory over the Bengals.
- Started all 17 games in 2021 and logged 91 tackles (62 solo), 1.5 sacks, one forced fumble, a team leading four INTs, with two TFLs and six pass breakups.
- Was named NFC Defensive Player of the Week after picking off two passes in addition to four tackles and two pass break ups at NYG (10/17/22).
- Played in nine games during the 2020 season totaling 41 tackles, one TFL, three passes defended, one forced fumble and one interception.
- Forced a turnover in back to back games during the 2020 season. Hauled in an interception against the Bears (10/26/20) and forced a fumble against the Dolphins (11/1/22).

## IF YOU HAVEN'T HERD

### 2 RINGS ONE NIGHT

After winning a Super Bowl ring, Taylor Rapp pulled out a ring of his own, proposing to his girlfriend Dani Johnson in front of the cheering fans of SoFi.



The proposal came after an emotional win for the Rams, who beat the Cincinnati Bengals 23-20. She nodded "Yes" and tried to hold back the tears as Rapp slipped the engagement ring on her finger.

Rapp and Johnson have been dating since high school. She's been his biggest fan since he played football for Sehome High School in Bellingham, WA. He went on to star at the University of Washington before heading to the NFL in 2019. Johnson played volleyball at Southern Oregon University.

In March of 2021, Rapp marked Johnson's birthday with his intentions. Rapp posted a selfie to Instagram of himself and Johnson smiling for the camera, writing in the caption, "Happy birthday to the love of my life, the one person who holds me accountable and makes sure I stay true to myself no matter what." And on July 16, 2022 they became the Rapp's.

## PERSONAL

Taylor is half Chinese and is one of four active Asian players in the NFL. Has an older brother, Austin, who inspired his love for football. Lives with his wife, Dani, and they have two golden retrievers, Maya and Ollie rescued from China and Korea.







# SHANE RAY

Age: 30 (May 18, 1993)  
 NFL EXP: 4 Years  
 Hometown: Kansas City, MO  
 Twitter: @StingRay56

Height: 6-3      Weight: 245  
 Acquired: Free Agent (2023)  
 College: Missouri  
 Instagram: @stingray56

## FIRST-AND-10

**SHANE RAY** signed with the Bills after participating in the team's 2023 rookie minicamp on a try-out basis. Ray originally entered the NFL in 2015 as a first round pick (23rd overall) of the Broncos. He played for the Broncos until 2018, spent the offseason in 2019 with the Ravens and played for the Toronto Argonauts from 2021-22.

## SHOUTOUTS

- Has played in 49 career NFL games, with 15 starts. Has recorded 14 sacks, including a career high eight sacks in 2016. Has 94 tackles (64 solo), 33 QB hits, 15 TFLs, two forced fumbles, two fumble recoveries and two passes defended in his career.
- Has played in three career playoff games.
- Ranked second on the team with eight sacks in addition to posting 48 tackles (33 solo), one forced fumble and two fumble recoveries in 2016.
- Recorded 20 tackles (15 solo), four sacks and one pass defended during his initial season with the Broncos in 2015.
- Started 14-of-40 games played at the University of Missouri in three seasons, totaling 120 tackles (82 solo) and 19 sacks.

## PERSONAL

Ray played defensive end at Bishop Miege High School in Roeland Park, Kansas earning first-team all-state honors as a senior and leading his team to a state title as a junior. Majored in agriculture at Missouri. His father, Wendell, played football at Missouri and was selected by Minnesota in the fifth round of the 1981 NFL Draft.

## IF YOU HAVEN'T HERD

### RAYS AWARENESS

"I always told my mom, 'At some point in my life, I don't know when, but I want to help people out,'" Ray said. "Because I understood how it is to grow up and have people there to support you and have people that every time you get in trouble or you're failing, people give you the right direction.



That's what Rays Awareness is all about: finding ways to help people who need help, whether it be kids that need shoes, backpacks, or raising money for food. There's

so many different things that we can touch and focus on in Denver. I'm just honored and blessed to be able to do it with the platform that I have."

Rays Awareness has focused on helping the Denver Rescue Mission in its first years of existence. Ray has a "Shane's Shoes" campaign where he gathers footwear for children in need, and he held a backpack giveaway for children at the shelter before the school year.

"When I was able to start telling people about the charity dinner and get the message out there of what I was trying to do, we sold out in almost two weeks, raising almost over \$40,000...To have the platform that I have as a football player and to be able to combine that same platform with the people in the community to help me out, I think it goes hand in hand."


## THE STAMPEDE

**SKILL HE WANTS TO LEARN:**  
To play the electric guitar

**BUCKET LIST ITEM:**  
Go skydiving

**FAVORITE MOVIE:**  
Talladega Nights:  
The Ballad of Ricky Bobby

**NICKNAME:**  
Sting Ray





# SHANE RAY

## DEFENSIVE END - 49

### SHANE RAY'S NFL REGULAR SEASON DEFENSIVE STATISTICS

DATE	TEAM	GP	TACKLES										INTERCEPTIONS					FUMBLES				ST				MISC		
			GS	TK	S	A	TFL	YDS	SK	YDS	QBH	NO	YDS	LG	TD	PD	FF	FR	TD	YDS	TK	S	A	FF	FR	S	A	
2015	Broncos	14	0	20	15	5	5	31	4.0	28.0	7	0	0	0	0	1	0	0	0	0	0	0	0	0	0	0	0	0
2016	Broncos	16	8	48	33	15	6	36	8.0	43.5	21	0	0	0	0	1	2	1	18	0	0	0	0	0	0	0	0	
2017	Broncos	8	7	16	10	6	3	10	1.0	8.0	4	0	0	0	0	0	0	0	0	0	0	0	0	0	0	0	0	
2018	Broncos	11	0	10	6	4	1	3	1.0	6.0	1	0	0	0	0	1	1	0	0	0	0	0	0	0	0	0	0	
<b>TOTALS</b>		<b>49</b>	<b>15</b>	<b>94</b>	<b>64</b>	<b>30</b>	<b>15</b>	<b>80</b>	<b>14.0</b>	<b>85.5</b>	<b>33</b>	<b>0</b>	<b>0</b>	<b>0</b>	<b>0</b>	<b>2</b>	<b>2</b>	<b>1</b>	<b>18</b>	<b>0</b>	<b>0</b>	<b>0</b>	<b>0</b>	<b>0</b>	<b>0</b>	<b>0</b>	<b>0</b>	

### SHANE RAY'S NFL POSTSEASON DEFENSIVE STATISTICS

DATE	TEAM	GP	TACKLES										INTERCEPTIONS					FUMBLES				ST				MISC	
			GS	TK	S	A	TFL	YDS	SK	YDS	QBH	NO	YDS	LG	TD	PD	FF	FR	TD	YDS	TK	S	A	FF	FR	S	A
2015	Broncos	3	0	2	2	0	0	0	0.0	0.0	1	0	0	0	0	1	0	0	0	0	0	0	0	0	0	0	0
<b>TOTALS</b>		<b>3</b>	<b>0</b>	<b>2</b>	<b>2</b>	<b>0</b>	<b>0</b>	<b>0</b>	<b>0.0</b>	<b>0.0</b>	<b>1</b>	<b>0</b>	<b>0</b>	<b>0</b>	<b>0</b>	<b>1</b>	<b>0</b>	<b>0</b>	<b>0</b>	<b>0</b>	<b>0</b>	<b>0</b>	<b>0</b>	<b>0</b>	<b>0</b>	<b>0</b>	<b>0</b>

### SINGLE-GAME HIGHS: DEFENSIVE

- Total Tackles** 7 vs. Atlanta Falcons, Oct 09, 2016
- Solo Tackles** 6 vs. Atlanta Falcons, Oct 09, 2016
- Sacks** 3.0 at Cincinnati Bengals, Sep 25, 2016
- Passes Defensed** 1 at New York Jets, Oct 07, 2018

- Forced Fumbles** 1 at Baltimore Ravens, Sep 23, 2018
- Fumble Recoveries** 1 at Jacksonville Jaguars, Dec 04, 2016
- Tackles For Loss** 2 vs. New England Patriots, Nov 12, 2017
- Longest Opponent's Fumble Return** 15 vs. Indianapolis Colts, Sep 18, 2016





# GREG ROUSSEAU

Age: **23** (April 5, 2000)

NFL EXP: **3 Years**

Hometown: **Coconut Creek, FL**

Twitter: **@gregrousseau**

Height: **6-6**

Weight: **266**

Acquired: **Draft (2021, R1)**

College: **Miami (FL)**

Instagram: **@gregrousseau**

## FIRST-AND-10

**GREG ROUSSEAU** was selected by the Bills in the first round (30th overall) in 2021.

## SHOUTOUTS

- His 8.0 sacks in 2022 established a new career high and led all Bills defenders (tied with Von Miller). Ranked tied for third among all first and second year NFL players.
- Finished the 2021 season first among all rookie defensive linemen with 50 tackles (42 solo) and one interception.
- His 4.0 sacks in 2021 were tied for second among all Bills defenders.
- Earned his first-career AFC Defensive Player of the Week award following his performance at KC (10/10/21). He notched the first interception of his career and finished the game with five tackles, a sack and an interception.
- Recorded the first sacks of his career (2.0) at Mia. (9/19/21). Was the first Bills rookie with a multi-sack game since Ed Oliver (11/28/19 at Dal.) and the 14th overall.
- Made his first-career start vs. Pit. (9/12/21), becoming the first Bills rookie to start a season opener at DE since Adolphus Washington, 9/11/16 at Bal.
- Led the ACC in sacks with 15.5 in 2019, his final season at the University of Miami.

## PERSONAL

Pronounced roo-SO. Parents names are Oskal and Anne, Haitian immigrants who left their homeland in the 1980's. His mother is a former neuro/ICU nurse who worked with COVID-19 patients and his father is a fire truck mechanic. Has two older brothers Ricky and Marvyn, and a younger brother, Jonathan.

## IF YOU HAVEN'T HERD

### BUFFALO CONNECTIONS

It always seems like you can find a Buffalo connection in most situations and that is no different with the Bills first-round draft pick Greg Rousseau.

Of course he's heard the typical, obvious stuff:

"I know there's Niagara Falls there, it pretty much borders Canada, I'm pretty sure there's Lake Erie so the same lake in Cleveland is over there," Rousseau said.

But his understanding of Western New York runs deeper than that.

"My mom had my older brother in Buffalo so my parents lived in Buffalo for I think five years, four years, so I'm very familiar with Buffalo."

The Bills drafted the Miami defensive end with the 30th overall pick in this year's draft as they continue to add youth to the position and someone who already has ties to the area.

"I know all about it, Jim Kelly, the whole nine yards, and they got the Miami connection for sure," Rousseau said in a zoom call with reporters after the first-round.

He laughed and said he'll get all the exact details from his parents but said he thinks they lived in Buffalo from the mid to late 90's when his mom was likely getting her nursing degree.

## BUFFALO TRACKS

### 2022 SACK LEADERS (1ST & 2ND YEAR PLAYERS)

Player	Total Sacks
1. Micah Parsons (DAL)	13.5
2. Aidan Hutchinson (DET)	9.5
<b>3t. Greg Rousseau (BUF)</b>	<b>8.0</b>
3t. James Houston (DET)	8.0







# TIM SETTLE

Age: **26** (July 11, 1997)

NFL EXP: **6 Years**

Hometown: **Manassas, VA**

Twitter: **@tim\_settle**

Height: **6-3**

Weight: **313**

Acquired: **Free Agent (2022)**

College: **Virginia Tech**

Instagram: **@tim\_settle\_jr**

## FIRST-AND-10

**TIM SETTLE** joined the Bills in 2022 after spending the past four seasons in Washington. He originally entered the league in 2018 as a fifth round pick (163rd overall) of the Washington Commanders.

## SHOUTOUTS

- In his first five seasons in the league, recorded 73 tackles, 16 TFLs, 8.0 sacks, two fumble recoveries and a forced fumble.
- Recorded his first sack as a Bill and first since 2020 vs. GB (10/30/22). Also deflected a pass that led to a Matt Milano interception.
- Made his Bills debut at LAR (9/8/22).
- Finished the 2021 season with 13 tackles, four tackles for loss and a fumble recovery.
- Played in all 16 games in 2020, setting career highs in tackles (19), tackles for loss (5), sacks (5), and quarterback hits (7).
- Recorded sacks in back-to-back games to help Washington to wins over Cin. (11/22/20) and Dal. (11/26/20).
- Notched his first-career sack vs. NE (10/6/19), taking down Tom Brady for a loss of seven yards.
- In his first-career start at Dal. (9/15/19), recorded a solo tackle.
- Made his NFL debut and saw action on defense at Ari. (9/9/18).

## PERSONAL

Son of Tim Settle Sr., and Paula Washington. Has an older brother, two younger brothers and a younger sister. He and his wife Sabrina have a son, Timothy III. Majored in communication studies.

## IF YOU HAVEN'T HERD

### FIRST IN THE FAMILY

Being a Virginia native, having the chance play for the Hokies was already a dream come true for Settle. But being given the opportunity to be one of the first members of his family to go to college was an even bigger accomplishment and one that he knows he worked hard to achieve, along with the help of his family.

"I feel like, if I didn't have my family, it wouldn't be the same," Settle said in a Virginia Tech video feature. "My aunt is the only one that went to college. They brag about it so much. Not everybody gets the chance to go to college, and the fact that I'm in college and I get to go here for free, I had to work to get it. They respect that so much."

Settle has tattoos to honor the many family members that helped him get to where he is today, including his grandma, dad and aunt.

"It's just motivation. I just look at my tattoos and I know that this is who I am doing it for."

## THE STAMPEDE

### DREAM VACATION SPOT:

St. Lucia

### FAVORITE ICE CREAM FLAVOR:

Vanilla Bean

### PREGAME RITUAL:


Run two laps around the field

### FAVORITE FOOD:

Alfredo

### FAVORITE MOVIE:

Holes







# TIM SETTLE

## DEFENSIVE TACKLE - 99

### TIM SETTLE'S NFL REGULAR SEASON DEFENSIVE STATISTICS

DATE	TEAM	GP	TACKLES										INTERCEPTIONS					FUMBLES					ST					MISC		
			GS	TK	S	A	TFL	YDS	SK	YDS	QBH	NO	YDS	LG	TD	PD	FF	FR	TD	YDS	TK	S	A	FF	FR	S	A			
2018	Commanders	16	0	8	6	2	1	1	0.0	0.0	0	0	0	0	0	0	0	0	0	0	0	0	0	0	0	0	0	0		
2019	Commanders	15	1	14	9	5	2	8	2.0	13.0	5	0	0	0	0	0	0	0	0	0	0	0	0	0	0	0	0			
2020	Commanders	16	1	19	12	7	5	26	5.0	26.0	7	0	0	0	0	0	0	0	0	0	0	0	0	0	0	0	0			
2021	Commanders	16	0	13	7	6	4	9	0.0	0.0	0	0	0	0	0	0	0	1	0	6	0	0	0	0	0	0	0			
2022	Bills	15	2	19	11	8	4	8	1.0	7.0	2	0	0	0	0	1	1	1	0	0	0	0	0	0	0	0	0			
<b>TOTALS</b>		<b>78</b>	<b>4</b>	<b>73</b>	<b>45</b>	<b>28</b>	<b>16</b>	<b>52</b>	<b>8.0</b>	<b>46.0</b>	<b>14</b>	<b>0</b>	<b>0</b>	<b>0</b>	<b>0</b>	<b>1</b>	<b>1</b>	<b>2</b>	<b>0</b>	<b>6</b>	<b>0</b>	<b>0</b>	<b>0</b>	<b>0</b>	<b>0</b>	<b>0</b>	<b>0</b>			

### TIM SETTLE'S NFL POSTSEASON DEFENSIVE STATISTICS

DATE	TEAM	GP	TACKLES										INTERCEPTIONS					FUMBLES					ST					MISC		
			GS	TK	S	A	TFL	YDS	SK	YDS	QBH	NO	YDS	LG	TD	PD	FF	FR	TD	YDS	TK	S	A	FF	FR	S	A			
2020	Commanders	1	0	0	0	0	0	0	0.0	0.0	0	0	0	0	0	0	0	0	0	0	0	0	0	0	0	0	0			
2022	Bills	2	1	2	1	1	0	0	0.0	0.0	0	0	0	0	0	0	0	0	0	0	0	0	0	0	0	0	0			
<b>TOTALS</b>		<b>3</b>	<b>1</b>	<b>2</b>	<b>1</b>	<b>1</b>	<b>0</b>	<b>0</b>	<b>0.0</b>	<b>0.0</b>	<b>0</b>	<b>0</b>	<b>0</b>	<b>0</b>	<b>0</b>	<b>0</b>	<b>0</b>	<b>0</b>	<b>0</b>	<b>0</b>	<b>0</b>	<b>0</b>	<b>0</b>	<b>0</b>	<b>0</b>	<b>0</b>	<b>0</b>			

### SINGLE-GAME HIGHS: DEFENSIVE

**Total Tackles** 3 vs. Green Bay Packers, Oct 30, 2022  
**Solo Tackles** 3 at Dallas Cowboys, Nov 22, 2018  
**Sacks** 1.0 at Dallas Cowboys, Nov 26, 2020  
**Passes Defensed** 1 vs. Green Bay Packers, Oct 30, 2022

**Fumble Recoveries** 1 at Chicago Bears, Dec 24, 2022  
**Tackles For Loss** 1 at Detroit Lions, Nov 24, 2022  
**Longest Opponent's Fumble Return** 6 at New York Giants, Jan 09, 2022

# KHALIL SHAKIR



Age: **23** (February 3, 2000)  
 NFL EXP: **2 Years**  
 Hometown: **Murrieta, CA**  
 Twitter: **@king\_khalil2**

Height: **6-0**      Weight: **190**  
 Acquired: **Draft (2022, R5)**  
 College: **Boise State**  
 Instagram: **@king\_khalil2**

## FIRST-AND-10

**KHALIL SHAKIR** was drafted by the Bills in the fifth round (148th overall) in 2022 after spending his collegiate career at Boise State (2018-21).

## SHOUTOUTS

- Appeared in 14 games with two starts during his rookie season. Totaled 10 receptions for 161 yards and a touchdown. In two playoff appearances, caught five passes for 91 yards.
- In his playoff debut, had three receptions for 51 yards (vs. Mia., 1/16/23).
- Hauled in his first career touchdown, a 24-yard pass from QB Josh Allen, vs. Pit. (10/9/22). Also returned his first kickoff for 34 yards.
- Recorded his first NFL reception, a 14-yard pass from QB Josh Allen at Bal. (10/2/22).
- Made his NFL debut vs. Ten. (9/19/22).
- Ended his four-year career at Boise State with 208 receptions for 2,878 yards and 20 touchdowns. Also had 71 carries for 414 yards and four touchdowns.
- Ranks fifth all-time at Boise State in receptions (208), fourth in receiving yards (2,878) and sixth in career 100-yard receiving games (10).
- Named first team All-Mountain West in 2020 and 2021.
- Registered career highs in receptions (77), receiving yards (1,117) and receiving touchdowns (7) in 2021. Finished the season with 1,442 all-purpose yards, averaging 120.2 yards per game.

## PERSONAL

Son of Ramona Tuamoheloa-Shakir and Attiyyah Shakir. Has two brothers and one sister. Married his wife, Sayler, in March 2023.

## IF YOU HAVEN'T HERD

### ADAPTING TO DIFFERENT ENVIRONMENTS

When wide receiver Khalil Shakir moves around the offense, he doesn't miss a step. The Bills' fifth-round pick in 2022, he's comfortable with change.

"I think I'm just able to adapt," Shakir said. "I'm a military baby, so I moved around a lot. To be able to adapt to different environments – and different people as well – was just embedded in my blood at a young age.

"I feel like that's just carried on me my whole life. So whenever I come out onto the field, it's the same thing."

Shakir's father, Master Gunnery Sgt. Attiyyah Shakir, served 24 years in the Marines. Khalil was born in Virginia, then the family moved to Hawaii. They went from Hawaii to Japan, and Japan to California. With most of the extended family on the East Coast, plenty of other trips were sprinkled in along the way.

Even in new situations, Shakir would jump in right away.

"He's always been a leader," his dad said. "He's never been afraid to (try) much."

Shakir sees a connection now between the big moves and his comfort level when he's thrown into different situations on the football field. It crystalized at Boise State, when someone else asked about his upbringing.

"That's when I realized people always say when I'm in a different spot, I look comfortable in the environment," Shakir said. "I think that just comes without even realizing how much I did move around."  
 (The Buffalo News, Katherine Fitzgerald, August 24, 2022)



# KHALIL SHAKIR

**WIDE RECEIVER - 10**

## THE STAMPEDE

### FAVORITE MUSICIAN

Rod Wave

### FAVORITE ICE CREAM FLAVOR

Coffee

### PREGAME RITUAL

Eat a lot of candy

### UNIQUE TALENT

Bowling

### AN ANIMAL HE'D WANT TO BE

A tiger



### DREAM VACATION SPOT

American Samoa

### FAVORITE MOVIE

Saving Private Ryan

### NICKNAMES

Shak & Swiss

### FAVORITE ATHLETE

GROWING UP

Julio Jones

### FAVORITE TV SHOW

Snowfall



## KHALIL SHAKIR'S NFL REGULAR SEASON RUSHING/RECEIVING STATISTICS

		RECEIVING							RUSHING				
DATE	TEAM	GP	GS	NO.	YDS.	AVG.	LG	TD	NO.	YDS.	AVG.	LG	TD
2022	Bills	14	2	10	161	16.1	31	1	0	0	0.0	0	0
<b>TOTALS</b>		<b>14</b>	<b>2</b>	<b>10</b>	<b>161</b>	<b>16.1</b>	<b>31</b>	<b>1</b>	<b>0</b>	<b>0</b>	<b>0.0</b>	<b>0</b>	<b>0</b>

## KHALIL SHAKIR'S NFL POSTSEASON RUSHING/RECEIVING STATISTICS

		RECEIVING							RUSHING				
DATE	TEAM	GP	GS	NO.	YDS.	AVG.	LG	TD	NO.	YDS.	AVG.	LG	TD
2022	Bills	2	0	5	91	18.2	31	0	0	0	0.0	0	0
<b>TOTALS</b>		<b>2</b>	<b>0</b>	<b>5</b>	<b>91</b>	<b>18.2</b>	<b>31</b>	<b>0</b>	<b>0</b>	<b>0</b>	<b>0.0</b>	<b>0</b>	<b>0</b>

## KHALIL SHAKIR'S NFL REGULAR SEASON RETURN STATISTICS


		KICKOFF RETURNS					PUNT RETURNS					
DATE	TEAM	RET.	YDS.	AVG.	LG	TD	NO.	FC	YDS.	AVG.	LG	TD
2022	Bills	1	34	34.0	34	0	3	3	23	7.7	17	0
<b>TOTALS</b>		<b>1</b>	<b>34</b>	<b>34.0</b>	<b>34</b>	<b>0</b>	<b>3</b>	<b>3</b>	<b>23</b>	<b>7.7</b>	<b>17</b>	<b>0</b>

## KHALIL SHAKIR'S NFL POSTSEASON RETURN STATISTICS

		KICKOFF RETURNS					PUNT RETURNS					
DATE	TEAM	RET.	YDS.	AVG.	LG	TD	NO.	FC	YDS.	AVG.	LG	TD
2022	Bills	0	0	0.0	0	0	0	0	0	0.0	0	0
<b>TOTALS</b>		<b>0</b>	<b>0</b>	<b>0.0</b>	<b>0</b>	<b>0</b>	<b>0</b>	<b>0</b>	<b>0</b>	<b>0.0</b>	<b>0</b>	<b>0</b>



# TYRELL SHAVERS



Age: **23** (August 18, 1999)  
 NFL EXP: **Rookie**  
 Hometown: **Lewisville, TX**  
 Twitter: **@rell4six**

Height: **6-4**      Weight: **211**  
 Acquired: **UDFA (2023)**  
 College: **San Diego State**  
 Instagram: **@rell4six**

## FIRST-AND-10

**TYRELL SHAVERS** was signed by the Bills as an undrafted free agent following the 2023 draft. Shavers, a 2nd-team All-Mountain West selection in 2022, began his collegiate career at Alabama (2017-19) and Mississippi State (2020) before finishing at San Diego State (2021-22).

## SHOUTOUTS

- Finished his two-year stint at San Diego State (2021-22) with 56 receptions for 856 yards and 5 touchdowns in 24 games with the Aztecs.
- Returned three blocked punts for touchdowns over his collegiate career (Oct. 12, 2019 at Texas A&M while at Alabama, Sept. 11, 2021 at Arizona and Sept. 30, 2022 at Boise State).
- In 2022, had 38 catches for a team-high 643 yards (16.9 avg) and 3 touchdowns, starting all 13 games.
- In his first season at SDSU in 2021, played in 13 games (4 starts) and caught 18 passes for 213 yards and 2 touchdowns.
- Made a big impact on special teams, logging two punt blocks and recovering another for a touchdown.
- In his only season at Mississippi State in 2020, saw action in 4 games (1 start) and hauled in 9 catches for 107 yards and a touchdown.
- Posted his first career TD reception on a 31-yard grab from K.J. Costello in a win at LSU (9/26/20).
- Played in 28 games during his three-year stint at Alabama (2017-19).
- Recovered a blocked punt for his first collegiate TD against Texas A&M (10/12/19).
- After redshirting in 2017, played all 15 games as a freshman in 2018.
- Was a member of the Tide's baseball team in 2019.

## IF YOU HAVEN'T HERD

### TWO-SPORT ATHLETE AT ALABAMA

"If he could get to it, he was going to catch it," Shavers' high school coach, Gregg Miller, told The Dispatch. "Our quarterbacks we had sometimes threw it out of bounds or threw it onto the bleachers, but he was definitely a kid that everybody that we played, you better find a way to cover that kid, or he's going to beat you."

Despite middling quarterback play during his time at Lewisville, scouts took notice of Shavers' long frame — so much so that he was rated the No. 88 player and No. 12 receiver in the 2017 class according to 247Sports' composite rankings.

Committing to Alabama in June of 2016 ahead of his senior football season, he joined the Crimson Tide as a January enrollee. Despite that, Shavers was often buried behind 2020 first round picks Henry Ruggs and Jerry Jeudy in addition to potential 2021 first round picks Jaylen Waddle and DeVonta Smith during his time in Tuscaloosa.

And while Shavers' opportunities at Alabama were limited, his athleticism was on constant-display. A two-sport athlete at both the high school and college level, he spent a brief time playing for the Crimson Tide baseball team before turning his focus entirely to football this past spring.

"He's always been well spoken about how Alabama was," Miller said. "He didn't leave angry. He just wanted to go play as far as he told me." (**Ben Portnoy, The Dispatch, July 9, 2020**)

## PERSONAL

Is the son of Tyrone and Yolanda Shavers. Has one sister, Chasity, and one brother, Tyrone Jr. Competed in football and baseball as a pitcher and outfielder at Lewisville HS in Texas. Earned undergraduate degree in communication information sciences from Alabama. Earned his master's degree in homeland security and conflict resolution at SDSU.



# BRANDON SHELL

Age: **31** (February 6, 1992)  
 NFL EXP: **8 Years**  
 Hometown: **Goose Creek, SC**  
 Instagram: **@honchshell72**

Height: **6-5**      Weight: **324**  
 Acquired: **Free Agent (2023)**  
 College: **South Carolina**

## FIRST-AND-10

**BRANDON SHELL** signed with the Bills in 2023 after spending the 2022 season with the Miami Dolphins. Shell originally entered the league as a fifth round draft pick (158th overall) by the New York Jets in 2016.

## SHOUTOUTS

- Has appeared in 83 career games with 72 starts at right tackle in his seven NFL seasons. Also appeared in one postseason game with Seattle.
- Played in 13 games with 11 starts for Miami in 2022. Spent four weeks on the Dolphins' practice squad before being promoted to the active roster on Oct. 22.
- Started at right tackle vs. Cle. (11/13/22) and helped the Dolphins' offense total 491 yards and 39 points.
- In two seasons with the Seahawks (2020-21), started 21 games at right tackle. Made his playoff debut vs. LAR (1/9/20), starting at right tackle.
- Played in a career-high 15 games in 2019.
- Started a career-high 14 games for the Jets in 2018.
- Played in eight games with three starts during his rookie season. Made his NFL debut vs. Bal. (10/23/16) and his first NFL start vs. Mia. (12/17/16).
- Was a four-year starter at South Carolina. Played in 52 games with 48 starts, 35 at right tackle and 13 at left tackle.

## PERSONAL

Shell studied sociology at South Carolina. His great uncle, Art Shell, is a Pro Football Hall of Famer.

## IF YOU HAVEN'T HERD

### SPEAKING UP FOR OTHERS

Because of his speech impediment, Brandon Shell was a shy, quiet kid growing up in Goose Creek, South Carolina. When he did talk, his stutter sometimes drew taunts from other kids. During lunch one day, a 13-year-old Shell had enough of the teasing from one classmate.

"I got up and just hit him," Shell told The Associated Press in 2017. "At that point, I was just tired of it. Then, I realized that was not the way to go about it."

Shell is now using his experiences with his stutter to try to help others. The Seahawks' 6-foot-5, 324-pound offensive lineman has become an ambassador for The Stuttering Association for the Young, and on Tuesday he led a Zoom call with kids from the Seattle area who have their own speech impediment.

"I notice a lot of kids that struggle with the stuttering," Shell said in a videoconference from the Seahawks' facility on Wednesday. "I just know that being the guy that I am and using my platform, that I should let them know that it's OK if you have that problem. You can get through it, and it's not going to stop you or it's not going to define you from what you want to be in life."

(Adam Jude, Seattle Times, October 1, 2020)

## BUFFALO TRACKS

### REGULAR SEASON GAMES PLAYED/STARTED

2016 (NYJ, 8/3), 2017 (NYJ, 12/12), 2018 (NYJ, 14/14), 2019 (NYJ, 15/11), 2020 (Sea, 11/11), 2021 (Sea, 10/10), 2022 (Mia, 13/11) ... Totals (83/72)

### POST-SEASON GAMES PLAYED/STARTED

2020 (Sea, 1/1) ... Totals (1/1)





# TRENT SHERFIELD

Age: 27 (February 26, 1996) Height: 6-1 Weight: 206  
 NFL EXP: 6 Years Acquired: Free Agent (2023)  
 Hometown: Danville, IL College: Vanderbilt  
 Twitter: @Channel\_10 Instagram: @trentsherfield

## FIRST-AND-10

**TRENT SHERFIELD** signed a one-year contract in 2023 with the Bills. Sherfield originally entered the NFL in 2018 as an UDFA out of Vanderbilt with the Arizona Cardinals. After three seasons with Arizona Sherfield spent 2021 with the 49ers and 2022 with the Dolphins.

## SHOUTOUTS

- Has played 78 games with nine career starts, catching 67 passes for 844 yards and four touchdowns.
- He has collected 25 special team tackles (19 solo) over the course of his career.
- In 2022 he played in all 17 games with the Dolphins and had a career high 417 receiving yards on 30 receptions and two touchdowns.
- Caught a 75-yard TD pass at SF (12/4/22) from QB Tua Tagovailoa on the first offensive play of the game. The score was the fastest TD in Dolphins history at just 10 seconds into the game.
- Played in all 17 games in 2021 with the 49ers with 1 start. Recorded 9 receptions for 87 yards and 1 TD and contributed 4 solo special teams tackles.
- His first three years in Arizona he had 340 receiving yards on 28 catches with a touchdown.

## PERSONAL

Grew up two hours outside of Chicago, Illinois with mother, grandparents, and two uncles who inspired his love for football. Majored in medicine, health and society while at Vanderbilt. He and his wife Marcella welcomed a baby boy in January 2023.

## IF YOU HAVEN'T HERD

### DON'T FORGET WHERE YOU COME FROM

Trent's ultimate goal in high school was to get a scholarship and he did just that and not only went on to play football at Vanderbilt, but graduated.

While at Vanderbilt, Sherfield served as a mentor to the Boys and Girls Club and interned at the Martha O'Bryan Center in Nashville.

He hopes to bring that experience back to his hometown to build an indoor athletic facility for the youth as he remembers traveling two hours to Chicago every weekend to practice and work out. In 2019, he raised over \$1,500 for the Danville football team and started a free football camp at Danville High School.



He also honors his hometown in the NFL's annual My Cause, My Cleats initiative as in 2018 he wore cleats that read, "No more silence, end gun violence," after he knew 14 people killed in his community due to gun violence in that year alone.

"I picked this iteration of my cause my cleats because at the time gun violence was very strong in my community and I wanted to use my platform and influence to bring awareness to what was going on. It was not going unnoticed but I wanted to also do my part and try to give kids and outlet and put an end to gun violence."





# TRENT SHERFIELD

WIDE RECEIVER - 16



## BE A LIGHT

Sherfield grew up in a tough neighborhood only two hours outside of Chicago. Raised by a single mother who gave birth to him at the age of 16, his family who moved around year after year, often in uncomfortable circumstances such as motels and cramped apartments with his grandparents, uncles and late stepdad. When Sherfield reached high school, his mother came to the realization she could not afford to pay for his college. On that day, Sherfield made it his ultimate goal to earn a scholarship. Years later, he walked across the stage at Vanderbilt with a degree in medicine, health and society with a minor in corporate strategy and four varsity letters. "It's about being able to show the kids back home that I'm from the same street you're from. In reality there is nothing you can't do. You have to work for what you want, but I would not have it any other way."

## THE STAMPEDE

### FAVORITE ATHLETE:

Kobe Bryant

### FAVORITE HOBBY:

Going to the movies

### FAVORITE SPORTS MEMORY:

Devin Hester opening kickoff return in Superbowl XLI

### BUCKET LIST ITEM:

Go to Israel

### FAVORITE MOVIE(S):

The 'Friday' trilogy

### SKILL HE WANTS TO LEARN:

To speak Spanish

### SPIRIT ANIMAL:

A white tiger because they are 1 in 10,000

### DREAM VACATION SPOT:

Dubai

### FAVORITE ICE CREAM:

Butter Pecan



## TRENT SHERFIELD'S NFL REGULAR SEASON RUSHING/RECEIVING STATISTICS

DATE	TEAM	GP	GS	RECEIVING					RUSHING				
				NO.	YDS.	AVG.	LG	TD	NO.	YDS.	AVG.	LG	TD
2018	Cardinals	13	2	19	210	11.1	21	1	0	0	0.0	0	0
2019	Cardinals	16	1	4	80	20.0	38	0	0	0	0.0	0	0
2020	Cardinals	15	1	5	50	10.0	26	0	0	0	0.0	0	0
2021	49ers	17	1	9	87	9.7	18	1	0	0	0.0	0	0
2022	Dolphins	17	4	30	417	13.9	75f	2	0	0	0.0	0	0
<b>TOTALS</b>		<b>78</b>	<b>9</b>	<b>67</b>	<b>844</b>	<b>12.6</b>	<b>75T</b>	<b>4</b>	<b>0</b>	<b>0</b>	<b>0.0</b>	<b>0</b>	<b>0</b>



# TRENT SHERFIELD

**WIDE RECEIVER - 16**

## TRENT SHERFIELD'S NFL POSTSEASON RUSHING/RECEIVING STATISTICS

DATE	TEAM	GP	GS	RECEIVING					RUSHING					
				NO.	YDS.	AVG.	LG	TD	NO.	YDS.	AVG.	LG	TD	
2021	49ers	3	0	0	0	0.0	0	0	0	0	0	0.0	0	0
2022	Dolphins	1	1	0	0	0.0	0	0	0	0	0	0.0	0	0
<b>TOTALS</b>		<b>4</b>	<b>1</b>	<b>0</b>	<b>0</b>	<b>0.0</b>	<b>0</b>	<b>0</b>	<b>0</b>	<b>0</b>	<b>0</b>	<b>0.0</b>	<b>0</b>	<b>0</b>

## SINGLE-GAME HIGHS: RUSHING/RECEIVING

**Receptions** 6 vs. Los Angeles Rams, Dec 23, 2018  
**Receiving Yards** 77 vs. Detroit Lions, Dec 09, 2018  
**Receiving Average** 15.4 vs. Detroit Lions, Dec 09, 2018  
**Longest Receptions** 38 vs. Atlanta Falcons, Oct 13, 2019  
**Receiving TDs** 1 at Detroit Lions, Sep 12, 2021  
**All-Purpose Yards** 77 vs. Detroit Lions, Dec 09, 2018

**Kickoff Returns** 1 vs. San Francisco 49ers, Oct 31, 2019  
**Kickoff Return Yards** 15 vs. San Francisco 49ers, Oct 31, 2019  
**Longest Kickoff Return** 15 vs. San Francisco 49ers, Oct 31, 2019  
**Special Teams Tackles** 2 at Los Angeles Rams, Jan 09, 2022  
**Most TDs** 1 at Detroit Lions, Sep 12, 2021

# JUSTIN SHORTER



Age: 23 (April 17, 2000)

NFL EXP: Rookie

Hometown: Monmouth Junction, NJ

Twitter: @jshortz10

Height: 6-4

Weight: 229

Acquired: Draft (2023, R5)

College: Florida

Instagram: @jshortz\_6

## FIRST-AND-10

**JUSTIN SHORTER** was selected by the Bills in the fifth round (150th overall) in 2023. Shorter played for Penn State for two seasons (2018-19) before transferring to Florida (2020-22).

## SHOUTOUTS

- Started his collegiate career at Penn State (2018-19) before transferring to Florida (2020-22).
- In three seasons at Florida, caught 95 passes for 1,395 yards and eight touchdowns.
- Recorded a career-high 577 yards on 29 receptions and added two scores during his final season with the Gators. His 19.9 receiving yards per catch ranked seventh in the FBS in 2022.
- Notched seven receptions for a career-high 155 yards at Tennessee (9/24/22).
- Appeared in 13 games with 12 starts in 2021. Recorded 41 receptions for 550 yards and three touchdowns.
- Played in all 10 regular season games in his first year with the Gators. Made 23 catches for 246 yards and three touchdowns. Was one of six Gators with at least three touchdowns.
- Had season highs in catches (5) and yards (94) at Vanderbilt (11/21/20).
- Played in 14 games in two seasons at Penn State.
- Made his first career start in the 2019 season opener against Idaho (8/31) and had three catches for 36 yards.

## PERSONAL

Son of Paula and JD Shorter. Has one brother, JT. Earned his bachelor's degree in education sciences. In his free time he enjoys playing Madden, listening to music and taking his dog, Czara, on walks.

## IF YOU HAVEN'T HERD

### RAISED ON THE DIAMOND

Justin Shorter wore baseball cleats the first time he ever played football.

One day in August before he started eighth grade, Shorter was riding with his father past the local middle school where a football team was practicing. JD Shorter knew one of the coaches, so they pulled over to say hello. He could tell Justin, a talented baseball player who had been raised on the diamond instead of the gridiron, wanted to try the game. So the coach told him to go home and get his cleats and come back.

"From that point on," JD Shorter said, "he was in love."

Five years later, Justin Shorter sat in the freshman cafeteria at South Brunswick High surrounded by family and friends Thursday afternoon. His national letter of intent was sent to Penn State on Wednesday morning, so the paper sitting in front of him was blank, but the moment still had plenty of pomp and circumstance.

"That day, if we hadn't driven by the field, we probably wouldn't be here today," JD Shorter said. "He'd probably still be playing baseball. So it all worked out."

([pennlive.com](http://pennlive.com), Daniel Gallen, December 21, 2017)

## THE STAMPEDE

### DREAM VACATION SPOT:

St. Lucia

### NICKNAME:

J Shortz

### FAVORITE TV SHOW:

Snowfall







# BAYLON SPECTOR

Age: **24** (October 20, 1998)  
 NFL EXP: **2 Years**  
 Hometown: **Calhoun, GA**

Height: **6-0**      Weight: **233**  
 Acquired: **Draft (2022, R7)**  
 College: **Clemson**  
 Instagram: **@baylonspector**

## FIRST-AND-10

**BAYLON SPECTOR** is in his 2nd season in Buffalo after being selected in the 7th round (231st overall) in 2022. Spector was credited with 210 tackles during his 5-year collegiate career at Clemson (2017-21).

## SHOUTOUTS

- Saw action in 6 games as a rookie with the Bills in 2022 with 4 tackles on defense and 2 more on special teams.
- Posted a career-high 4 tackles vs. Pit. (10/9/22).
- Made his NFL debut with 11 snaps on special teams at LAR (9/8/22).
- Played in 53 games during his career at Clemson from 2017-21 and finished with 210 tackles (22.0 for loss), 9 sacks, 4 forced fumbles, 4 fumble recoveries, 3 pass breakups and an interception.
- Ranked second on the team with 85 tackles in 2021, while also recording 4.5 tackles for loss, 2.5 sacks, a pass breakup, an interception, a forced fumble and a fumble recovery. Played in 11 games with 10 starts and served as a permanent team captain.
- His 19 tackles at NC State (9/25/21) were the most by a Clemson player in a single game since 2002.
- Played in 12 games in 2020 and earned second team All-ACC honors from the Associated Press with a team leading 72 tackles to go along with 10.5 tackles for loss, 4.5 sacks, two forced fumbles and a fumble recovery.
- Appeared in 15 games in 2019 and finished with 45 tackles, 6 tackles for a loss, 2 sacks, a pass breakup and a fumble recovery.

## IF YOU HAVEN'T HERD

### CLEMSON FAMILY SPECIAL FOR SPECTORS

In the Spector family, there is one thing that brings everyone together above everything else. That is Clemson football because it has become the family way.

Baylon's father, Robbie, was a wide receiver for the Tigers from 1986-90. His brother, Brannon, is a wide receiver at Clemson and was Baylon's teammate from 2019-21. In addition, their sister, Blair, was a cheerleader at Clemson.

"It really is special," he told Clemson Athletics website. "Just to know that my dad is out here watching both of us and we get to be out here playing is really exciting and fun. I like that we have kept the Clemson program in the family. I'm glad I get to carry on the legacy and get to watch my brother play."

## PERSONAL

Is the son of Robbie Spector and Angie Brumlow. Has a brother, Brannon, and a sister, Blair. His cousin, Kris Durham, played wide receiver for Seattle, Detroit and Tennessee. Only two other players have ever been drafted from his high school: Durham (4th round by SEA in 2011) and Riley Gunnels (10th round by PIT in 1959). Earned his degree in marketing and added a master's degree in athletic leadership. Was a two-time All-ACC Academic Team selection.





# BAYLON SPECTOR

**LINEBACKER - 54**

## THE STAMPEDE

### NUMBER ONE ITEM ON BUCKET LIST:

Play golf at Augusta National

### FIRST JOB GROWING UP:

Worked at the local recreation department, weed whacking

### FAVORITE ICE CREAM FLAVOR:

Butter pecan



### FAVORITE TV SHOW:

Breaking Bad

### FAVORITE MUSICAL ARTIST:


Eric Church

### FAVORITE ACTORS:

Leonardo DiCaprio, Morgan Freeman, Denzel Washington

### FAVORITE MOVIE:

Batman: The Dark Knight



## BAYLON SPECTOR'S NFL REGULAR SEASON DEFENSIVE STATISTICS


DATE	TEAM	GP	GS	TACKLES								INTERCEPTIONS					FUMBLES				ST			MISC			
				TK	S	A	TFL	YDS	SK	YDS	QBH	NO	YDS	LG	TD	PD	FF	FR	TD	YDS	TK	S	A	FF	S	A	
2022	Bills	6	0	4	4	0	0	0	0.0	0.0	0	0	0	0	0	0	0	0	0	0	0	2	2	0	0	0	0
<b>TOTALS</b>		<b>6</b>	<b>0</b>	<b>4</b>	<b>4</b>	<b>0</b>	<b>0</b>	<b>0</b>	<b>0.0</b>	<b>0.0</b>	<b>0</b>	<b>0</b>	<b>0</b>	<b>0</b>	<b>0</b>	<b>0</b>	<b>0</b>	<b>0</b>	<b>0</b>	<b>0</b>	<b>0</b>	<b>2</b>	<b>2</b>	<b>0</b>	<b>0</b>	<b>0</b>	<b>0</b>

## SINGLE-GAME HIGHS: DEFENSIVE

**Total Tackles** 4 vs. Pittsburgh Steelers, Oct 09, 2022

**Solo Tackles** 4 vs. Pittsburgh Steelers, Oct 09, 2022

# BRYAN THOMPSON



Age: 24 (April 7, 1999)  
 NFL EXP: Rookie  
 Hometown: Moreno Valley, CA  
 Twitter: @B\_Thompson\_1

Height: 6-1      Weight: 195  
 Acquired: UDFA (2023)  
 College: Arizona State  
 Instagram: @bt\_xlll

## FIRST-AND-10

**BRYAN THOMPSON** was signed by the Bills as an undrafted free agent following the 2023 draft. Thompson, who played his final two seasons at Arizona State (2021-22), began his collegiate career at Utah (2017-20).

## SHOUTOUTS

- In 2022, recorded a career-high 25 receptions for 377 yards in 11 games.
- Totaled a season-high 86 yards in the air at USC (10/1/22).
- In his first season at Arizona State in 2021, appeared in 11 games with 4 starts and tallied 12 catches for 127 yards.
- Saw action in 5 games (2 starts) in 2020 and grabbed 9 passes for 187 yards and a TD. Also added a 9-yard rushing TD vs. Washington State (12/19/20).
- In 2019, played in 12 games (9 starts) and finished 2nd on the team with 461 receiving yards on 18 catches. Also scored 3 TDs.
- Notched a career-high 111 receiving yards (4 receptions) vs. Washington State (9/28/19).
- Tallied his first career 100-yard receiving game vs. Idaho State (9/14/19) on 2 catches, both went for touchdowns. His 82-yard TD catch was the 10th longest in school history and was a career long.
- Played in just four games in 2018 and snagged 1 catch for 31 yards vs. Northwestern in the Holiday Bowl (12/31/18).
- Saw action in 12 games (1 start) in 2017 and grabbed 5 passes for 77 yards (15.4 avg).
- Registered his first career catch for 29 yards at USC (10/14/17).

## IF YOU HAVEN'T HERD

**HONORED LATE TY JORDAN BY WEARING #22**  
 Bryan Thompson does his best to play a level-headed game.

And his toughest challenge came back in Week 7 at Utah, marking the graduate transfer's first visit back to his former program since the passing of his former teammate, Utah defensive back Aaron Lowe, on Sept. 26. Thompson also mourned the loss of teammate Ty Jordan on Christmas Day.

Serving as the honorary captain in that game carried their memories with him.

"I changed my number to 22 because of Ty Jordan. That meant a lot, especially getting mentioned as the honorary captain. I didn't want to play with too many emotions, I just wanted to go out there and play to the best of my abilities," Thompson said.

Coming in as a veteran receiver on a relatively young Arizona State core, Thompson fit in right away with his new teammates. It even helped that the Moreno Valley, Calif. native grew up in the same 7-on-7 circles as quarterback Jayden Daniels.

"I never really played against him, but he was in my area, so you had no choice but to hear of Jayden Daniels," Thompson said. "It was like a connection that was there before it was even there. We're just building on top of it now. Last week was good, but we're not satisfied, we'll keep on going." (**Jenna Ortiz, Arizona Republic, Nov. 10, 2021**)

## PERSONAL

Is the son of Shaunda Greene. Competed in football and track at Rancho Verde High School in Moreno Valley, CA. Majored in liberal studies at Arizona State.



# O'CYRUS TORRENCE



Age: **23** (January 20, 2000)  
 NFL EXP: **Rookie**  
 Hometown: **Greensburg, LA**  
 Twitter: **@78\_KingBo**

Height: **6-5**      Weight: **330**  
 Acquired: **Draft (2023, R2)**  
 College: **Florida**  
 Instagram: **@kingbo\_58**

## FIRST-AND-10

**O'CYRUS TORRENCE** was selected by the Bills in the second round (59th overall) in 2023. Torrence played for Louisiana for three seasons (2018-21) before transferring to Florida (2022). Torrence marks the second consecutive year the Bills have drafted a Florida Gator, joining CB Kaiir Elam.

## SHOUTOUTS

- Began his collegiate career with Louisiana, playing for the Ragin' Cajuns from 2018-21 and then transferred to Florida for his final college season in 2022.
- Started in 11 games for the Florida Gators in 2022, becoming the first Gators offensive guard to be named a Consensus All-American.
- Named Co-SEC Offensive Lineman of the Week after blocking for 374 rushing yards at a 6.9 yards per carry pace vs. South Carolina (11/12/22).
- During his final season with the Ragin' Cajuns in 2021, started and appeared in 11 games. Earned First Team All-Sun Belt Conference honors.
- Played and started in all 11 of Louisiana's games in 2020. Named Second Team All-Sun Belt Conference for his performance.
- Made his first career collegiate start against Liberty (9/7/19), becoming the first true freshman to start on Louisiana's offensive line since 2004 (Jesse Newman).
- Started in 13 of the Ragin' Cajuns 14 games as a true freshman in 2019. Named to the 2019 Football Writers Association of America-Shaun Alexander Freshman All-America Team.

## PERSONAL

The son of Demetrice Torrence and Fred Porter. Majored in business administration. Hobbies include fishing and playing with his cat. Attended St. Helena Central High School.

## IF YOU HAVEN'T HERD

### CYBO

It's easy now to view O'Cyprus Torrence and his 6-5, 330 pound frame as being larger than life--but perhaps by a mother's intuition, Torrence's mom Demetrice, always knew he'd be an imposing figure. According to The Advocate, for as long as can be remembered she referred to O'Cyprus as 'Cyborg.' That nickname quickly gained traction and still sticks with him today, but has been shortened to just 'Cybo'. "Cybo has been with me since I was a kid; my mom used to call me 'Cyborg' from the Teen Titans because I was a big kid," Torrence told The Buffalo News at the Senior Bowl, referring to the popular Cartoon Network series. "It kind of stuck. My brothers cut it to Cybo."

### PUUUURRRRFECT FIT

Despite making it to the NFL, Torrence is not someone who is about to forget about the things that are important to him, including: his cat. Arriving in Buffalo the day after being drafted by the Bills, Torrence was sporting a custom suit with photos of his cat, Cece, sewn into the lining. Torrence explained the design choice, "With the cat on the inside, I just sent the guy who made it like three different pictures of my cat. He made it all pretty: put it on the inside of the jacket and inside of the vest. It came out really good."



## THE STAMPEDE

- Favorite food:** Jambalaya
- Favorite movie:** Hateful Eight
- Favorite TV show:** Dragon Ball Z
- Animal he'd want to be:** Power animal (gorilla, tiger or lion)
- Pregame ritual:** Stops washing hands 3-4 hours before a game. "The grimier I feel, the better I play"
- Hidden talent:** Is a good cook

# RYAN VAN DEMARK



Age: **25** (March 22, 1998)

NFL EXP: **1st Year**

Hometown: **Princeton, NJ**

Twitter: **@Ryan\_Van\_Demark**

Height: **6-7**

Weight: **307**

Acquired: **FA (2022)**

College: **Connecticut**

Instagram: **@ryan\_vandemark**

## FIRST-AND-10

**RYAN VAN DEMARK** is in his 2nd season in Buffalo after signing to the Bills practice squad in 2022. Van Demark, a three-year starter at UConn, was originally signed by Indianapolis as an undrafted free agent following the 2022 draft.

## SHOUTOUTS

- Spent the majority of his rookie season on the Bills practice squad in 2022. Signed by the Bills on September 1, 2022 after being released by the Colts.
- Signed as an undrafted free agent by the Colts in 2022.
- Started 10 games at left tackle during his final collegiate season in 2021.
- Did not play in 2020 as UConn canceled all of their games due to the pandemic.
- In 2019, started all 12 games at LT and helped UConn tally 344.7 yards/game, including 128.7 on the ground.
- Started all 12 games at left tackle for the Huskies in 2018 and helped UConn produce a pair of 1,000-yard rushers in QB David Pindell and RB Kevin Mensah.
- Saw action in all 12 games in 2017 with 9 starts at right tackle. Aided UConn offense in recording eight games of 400+ total yards.
- Was a teammate of NY Giants T Matt Peart at UConn.

## IF YOU HAVEN'T HERD

When Van Demark is asked what his first job was growing up, he has no recollection of it. In fact, it is because he worked as a baby model for Ralph Lauren, Polo, Toys"R"Us, among other brands. "My mom hired an agent for me and she said all the money went into a college fund."



## IF YOU HAVEN'T HERD

### WHEN THE NFL BECAME A REALITY

Van Demark remembers the moment he realized the NFL was a possibility. Huskies offensive line coach Frank Giufre sat down Van Demark and told the big junior he might have a shot at making football a profession. Up until that moment, Van Demark hadn't considered the NFL a possibility.

"If you asked me in high school or my freshman year of college, I would have laughed at you," Van Demark said. "I always believed in myself, and I always bet on myself, and it ended up working out for me." (**Joel Erickson, Indy Star**)

### "POWERHOUSE" IN VOLLEYBALL

Van Demark was a big part of the 2016 Wayne Valley State Championship volleyball team. Volleyball coach Jason Carcich called him "a dominant force" and a "powerhouse" on the court, saying he could jump and had "a huge reach." But in his sophomore year, when he first started playing volleyball, he was again described as a project. With the right effort and the right attitude, the kid could become a special athlete.

"I'm not even a little surprised that he's having the success he's having right now," said Carcich. "He had a desire to get better, and he put in the time and effort to get better, even back then." (**Jon Meredith, TAPintoWayne.net, May 8, 2022**)

## PERSONAL

Is the son of Jeff and Marianne Van Demark. His father played basketball at Lehigh, once tried out for the NBA's Washington Bullets and played professionally in Europe. Has an older brother, Jeffrey. Competed in football for one season as a post-graduate student at The Hun School of Princeton in New Jersey in 2016. Graduated from Wayne Valley High School in Wayne, NJ, where he competed in football, golf and volleyball. Helped his volleyball team capture the state championship in 2016. Grew up a fan of the NY Giants, NJ Devils and NY Yankees. Hobbies include surfing, golf and fishing. Earned a degree in communications.



# KENDAL VICKERS



Age: 28 (May 23, 1995)

NFL EXP: 3 Years

Hometown: Havelock, NC

Twitter: @DreadHead\_Vick

Height: 6-3

Weight: 295

Acquired: Free Agent (2023)

College: Tennessee

Instagram: @kvick39

## FIRST-AND-10

**KENDAL VICKERS** signed a reserve/future contract with the Bills in 2023. Vickers spent two weeks on the Bills practice squad in December 2022. He originally entered the NFL as a undrafted free agent with the Steelers in 2018. His football journey took him to Edmonton in 2019 to play in the CFL for the Eskimos. He returned to the NFL in 2020 with the Raiders, where he played two seasons (2020-21).

## SHOUTOUTS

- Has played in 24 career NFL games with two starts, totaling 20 tackles (nine solo), two sacks, three QB hits and three TFLs.
- In 2022, played in eight games for the Raiders recording ten tackles.
- In 2021, appeared in two games in a reserve role for Las Vegas. Split time between the practice squad and the active roster
- In 2020, appeared in 15 games with two starts in his first season with the Raiders. Finished with 10 tackles (six) and two sacks.
- Made his NFL debut at Car. (9/13/20).
- Saw action in 18 games with the Edmonton Eskimos in 2019 and recorded 12 tackles, two sacks and one forced fumble.
- Originally signed by the Pittsburgh Steelers as an undrafted free agent in 2018 and appeared in four preseason games.
- Played in 43 games at Tennessee from 2013-17, totaling 108 tackles (41 solo), 4.5 sacks and three forced fumbles.

## PERSONAL

Son of Lloyd and Cynthia Vickers. Majored in Communication Studies at Tennessee. Attended Havelock High School.

## IF YOU HAVEN'T HERD

### CFL TO THE NFL

"(Going to the CFL) was probably the best thing I've done for my career, to be honest with you. Looking back at it, I know the CFL is a lot different than the NFL. The one thing I learned out there is that you have to be able to pass rush and I brought that with me from Canada. It was a great learning experience going up there, but I like it a lot better out here," Vickers told the Las Vegas media in 2022.

### TAKING PRIDE

Kendal Vickers is rarity as a Tennessee football player these days. The Vols senior defensive tackle has started every game for the past three seasons, standing strong — and largely alone — among a team riddled with injuries. "I just try to be available for my teammates as much as I can," Vickers said. "I know a lot of injuries happen and a lot of guys can't control that. We've had some bad breaks throughout the years, with guys having season-ending surgeries, guys not being able to get cleared by the doctor or whatever. I take pride in myself in just trying to be durable, just trying to be out there for my guys because at the end of the day, I play for them."

"Kendal, that's one of the warriors on our defense," Abernathy said. "He tries to play through whatever is going on, on and off the field." Vickers' starting streak wasn't without a close call, as it was almost derailed early in his sophomore season. The Havelock, N.C., native admitted he tore an MCL in 2015. The Vols had a bye the following week and Vickers came back, practiced the whole week and started the final seven games of the season as he played through the injury. "It happens in football," Vickers said. "Any time you've got guys that go down that are big pieces of your football team, it always hurts. For the past couple years, it feels like it has happened to one or two guys every year for whatever reason. You've got to keep playing the game of football. Ever since then, I've always preached the next guy needs to be ready to stand up and be ready to play a big role."

(KnoxNews, Mike Wilson, November 21, 2017)





# JALEN WAYNE



Age: 24 (May 13, 1999)

NFL EXP: Rookie

Hometown: Spanish Fort, AL

Twitter: @master0wayne

Height: 6-1

Weight: 210

Acquired: UDFA (2023)

College: South Alabama

Instagram: @zeromasterwayne

## FIRST-AND-10

**JALEN WAYNE** was signed by the Bills as an undrafted free agent following the 2023 draft. Wayne, whose 2nd cousin is former Colts WR Reggie Wayne, finished his career at South Alabama with 152 catches, 1,979 yards, and 14 TDs.

## SHOUTOUTS

- In 61 career games at South Alabama, finished with 152 receptions, which ranked 3rd most in school history, and 1,979 receiving yards, which is 2nd most.
- Tallied a career-high 58 receptions for 816 yards and 9 TDs in 2022.
- Grabbed a career-high 10 catches at Central Michigan (9/10/22) and posted a career-best 127 yards and 2 TDs vs. Louisiana-Monroe (10/15/22).
- Earned honorable mention All-Sun Belt Conference status in 2021 with 53 catches for 630 yards and 2 TDs.
- Had 9 catches for 111 yards vs. Coastal Carolina (11/26/21).
- Finished 3rd on the team with 33 catches in 2020, playing in 11 games (5 starts).
- Hauled in 5 catches for 91 yards at Coastal Carolina (11/7/20).
- Topped the 100-yard receiving mark (6-101 yards) for the first time in his career in a season-opening win at Southern Mississippi (9/3/20).
- Registered his first-career touchdown - an 8-yard reception - at Texas State (11/9/19).
- Played in just four games in 2018 and redshirted.
- As a freshman in 2017, saw action at wide receiver, tight end and running back, and special teams units while playing in all 12 games.

## IF YOU HAVEN'T HERD

### UNCLE REGGIE PREPARED JALEN WAYNE

Jalen Wayne was seven years old when he watched Peyton Manning sling a 56-yard touchdown in the fourth quarter of Super Bowl XLI, a score that propelled the Colts to a Lombardi Trophy. On the receiving end of the pass was a guy with which he shared a last name: Reggie Wayne.

It was then that Jalen Wayne learned he's, in fact, related to Reggie Wayne. Technically, Jalen and Reggie Wayne are second cousins. But he doesn't think of Reggie Wayne as that.

"I don't want to call him old," Jalen Wayne said, "but he's so much older, I call him uncle."

Wayne didn't envision a career in football as a kid. He was a basketball player; he didn't start playing football until his senior year of high school. And before he began playing football, he didn't know much about Reggie Wayne. As soon as he started, though, he locked into watching how his uncle dominated for over a decade with the Colts.

"One of the greatest ever," Jalen Wayne said.

Jalen and Reggie Wayne connected while he was in college, and his uncle has helped him every step of the way since. "He was just preparing me for everything that was going to happen, everything that was going to come my way and just make sure I was prepared for it," Jalen Wayne said. **(Colts.com, May 3, 2023)**

## PERSONAL

Is the son of Jeffrey and Janice Wayne. His 2nd cousin, Reggie Wayne was a four-time All-Pro wide receiver with the Indianapolis Colts. Lists Russell Westbrook, Michael Phelps and Julio Jones as his favorite athletes. Hobbies include swimming, dancing and playing basketball. Competed in football and basketball at Spanish Fort (AL) High School as a senior after transferring from Faith Academy. Earned his degree in interdisciplinary studies.



# TRE'DAVIOUS WHITE

Age: **28** (January 16, 1995)  
 NFL EXP: **7th Year**  
 Hometown: **Shreveport, LA**

Height: **5-11**      Weight: **192**  
 Acquired: **Draft (2017, R1)**  
 College: **LSU**

## FIRST-AND-10

**TRE'DAVIOUS WHITE** is in his seventh season with the Buffalo Bills after being selected in the first round of the 2017 draft out of LSU. He signed a four-year extension at the beginning of the 2020 season, tying him to the team through 2025. In his first six seasons, he's been named to the Pro Bowl twice, along with garnering first and second team All-Pro honors.

## SHOUTOUTS

- Named first team All-Pro in 2019 and second team All-Pro in 2020. Selected to the 2020 and 2021 Pro Bowl.
- Named AFC Defensive Player of the Week for Weeks 7 and 17 of the 2019 season, becoming the first Bill to earn DPOTW honors twice in one season since Mario Williams in 2013.
- Since 2017, he ranks second among all NFL defensemen with 19 second half takeaways.
- Came away with two interceptions (career-high) vs. Cin. (9/22/19) and at Pit. (12/15/19), becoming the first Bills player to have 2 games with 2+ interceptions in a season since Stephon Gilmore in 2016.
- White ranked second among all defenders in the league in limiting opposing passers to a 38.9 QB rating in 2019 (min. 60 targets). He also did not allow a TD in 2019.
- White tied for the lead league with 6 interceptions in 2019.
- White tied for fourth in the league among all defensive players with 17 passes defended in the 2019 season.
- White has come away with three game-sealing interceptions - one at KC and one at Mia., both in 2017 and one against Cincinnati in 2019.

## IF YOU HAVEN'T HERD

### HOMETOWN HERO

White was born and raised in Shreveport, Louisiana on a street known as Cooper Road. The street is known for gangs and violence and those who are from there will tell you that the biggest challenge is finding a path away from the violence.

White however, was determined to make a name for himself and set an example for those looking for a role model in Shreveport. He was his high school valedictorian and earned a scholarship to LSU.

Now a starting cornerback in the NFL, he continues to follow through on his promise to give back to the community.

"I believe that I'm in this position for a reason," White said.

"God placed me in this position for a reason. I feel like he placed me in this position to be that light, so guys can know that it's possible. It can happen. It's not something that's impossible; you just have to continue to work and continue to put God first and do all of the things you're supposed to do: be a respectful citizen, be a respectful student, be a respectful son, daughter. Great things happen to great people."

## PERSONAL

The son of David White and LaShawnita Ruffins. White and his partner Ikea have three sons, Tre'Davious Jr., Tristen and Truth. Graduated from LSU in December 2016 with a degree in sports administration.





# TRE'DAVIOUS WHITE

CORNERBACK - 27



## NUMBER CHANGE

During White's freshman and sophomore seasons at LSU, he wore #16, before switching to #18 for his junior and senior seasons. The number change didn't just happen, it was one he had to earn.

18 at LSU has traditionally gone to a player who has success both on and off the field, along with having a selfless attitude. White was voted on by his teammates to wear the number for his final two seasons as a Tiger.

## FOR HIS FAMILY

Tre'Davious bought his mother a house in 2018 as a thank you for all she did for him growing up. When he signed a contract extension in 2020, he vowed to continue to help his family.

"It's a lot of people in my family that are hurting. I plan to lighten that burden on them. And we're going to do it together," White said. "With this contract, it's not about me because I've been good off the first one. But this is about people that I love and I really genuinely care about and being able to provide opportunities for them that, if I wasn't in this position, it wasn't going to happen for nobody in my family. Nobody."

## THE STAMPEDE

### PREGAME RITUAL:

Listen to old school R&B

### FAVORITE PLAYER

#### GROWING UP:

Kobe Bryant

### FAVORITE OLYMPIC SPORT:


Curling

### NICKNAMES:

Baby Shaq, T White, Tre Day

### FIRST JOB:

Cutting lawns



### FAVORITE FOOD:

Fried chicken

### FAVORITE SNACK:

Chocolate chip cookies

### FAVORITE APP:

Temple Run

### FIRST SPORTS JERSEY:

Allen Iverson

### JERSEY NUMBER

#### SIGNIFICANCE:

27 because he was the 27th draft pick on April 27th





# TRE'DAVIOUS WHITE

## CORNERBACK - 27

### TRE'DAVIOUS WHITE'S NFL REGULAR SEASON DEFENSIVE STATISTICS

DATE	TEAM	GP	GS	TACKLES										INTERCEPTIONS					FUMBLES					ST				
				TK	S	A	TFL	YDS	SK	YDS	QBH	NO	YDS	LG	TD	PD	FF	FR	TD	YDS	TK	S	A	FF	FR			
2017	Bills	16	16	69	53	16	3	3	0.0	0.0	0	4	86	63	0	18	1	2	1	52	0	0	0	0				
2018	Bills	16	16	54	44	10	1	5	0.0	0.0	0	2	37	37	0	8	0	0	0	0	0	0	0	0				
2019	Bills	15	15	58	48	10	4	15	1.0	9.0	1	6	57	49	0	17	2	0	0	0	0	0	0	0				
2020	Bills	14	14	57	44	13	2	2	1.5	8.0	3	3	28	28	0	11	1	2	0	-1	0	0	0	0				
2021	Bills	11	11	41	27	14	1	2	0.5	3.0	1	1	0	0	0	6	1	1	0	0	0	0	0	0				
2022	Bills	6	6	20	16	4	0	0	0.0	0.0	0	1	0	0	0	6	0	0	0	0	0	0	0	0				
<b>TOTALS</b>		<b>78</b>	<b>78</b>	<b>299</b>	<b>232</b>	<b>67</b>	<b>11</b>	<b>27</b>	<b>3.0</b>	<b>20.0</b>	<b>5</b>	<b>17</b>	<b>208</b>	<b>63</b>	<b>0</b>	<b>66</b>	<b>5</b>	<b>5</b>	<b>1</b>	<b>51</b>	<b>0</b>	<b>0</b>	<b>0</b>	<b>0</b>				

### TRE'DAVIOUS WHITE'S NFL POSTSEASON DEFENSIVE STATISTICS

DATE	TEAM	GP	GS	TACKLES										INTERCEPTIONS					FUMBLES					ST				
				TK	S	A	TFL	YDS	SK	YDS	QBH	NO	YDS	LG	TD	PD	FF	FR	TD	YDS	TK	S	A	FF	FR			
2017	Bills	1	1	1	0	1	0	0	0.0	0.0	0	0	0	0	0	1	0	0	0	0	0	0	0	0	0			
2019	Bills	1	1	5	4	1	0	0	0.0	0.0	0	0	0	0	0	1	0	0	0	0	0	0	0	0	0			
2020	Bills	3	3	20	14	6	1	1	0.0	0.0	0	0	0	0	2	0	0	0	0	0	0	0	0	0	0			
2021	Bills	0	0	0	0	0	0	0	0.0	0.0	0	0	0	0	0	0	0	0	0	0	0	0	0	0	0			
2022	Bills	2	2	6	4	2	0	0	0.0	0.0	0	0	0	0	2	0	0	0	0	0	0	0	0	0	0			
<b>TOTALS</b>		<b>7</b>	<b>7</b>	<b>32</b>	<b>22</b>	<b>10</b>	<b>1</b>	<b>1</b>	<b>0.0</b>	<b>0.0</b>	<b>0</b>	<b>0</b>	<b>0</b>	<b>0</b>	<b>5</b>	<b>1</b>	<b>0</b>	<b>0</b>	<b>0</b>	<b>0</b>	<b>0</b>	<b>0</b>	<b>0</b>	<b>0</b>	<b>0</b>			

## SINGLE-GAME HIGHS: DEFENSIVE

- Total Tackles** 8 at Miami Dolphins, Sep 19, 2021
- Solo Tackles** 8 at New York Giants, Sep 15, 2019
- Sacks** 1.0 at Denver Broncos, Dec 19, 2020
- Passes Defensed** 4 vs. Denver Broncos, Nov 24, 2019
- Forced Fumbles** 1 vs. Washington Football Team, Sep 26, 2021

- Fumble Recoveries** 1 at Kansas City Chiefs, Oct 10, 2021
- Tackles For Loss** 2 at Carolina Panthers, Sep 17, 2017
- Interceptions** 2 at Pittsburgh Steelers, Dec 15, 2019
- Longest Opponent's Fumble Return** 52 at Atlanta Falcons, Oct 01, 2017

# DORIAN WILLIAMS



Age: **22** (June 28, 2001)

NFL EXP: **Rookie**

Hometown: **Indian Land, SC**

Twitter: **@dorianw24**

Height: **6-1**

Weight: **228**

Acquired: **Draft (2023, R3)**

College: **Tulane**

Instagram: **@dorian.w2**

## FIRST-AND-10

**DORIAN WILLIAMS** was selected by the Bills in the third round (91st overall) in 2023. Williams is the first player the Bills have drafted out of Tulane since selecting QB J.P. Losman in 2004. In 48 games Williams had 316 total tackles and 27 TFLs.

## SHOUTOUTS

- Collected Most Outstanding Defensive Player honors for his effort in the Cotton Bowl Classic against the Univ. of Southern California.
- In 2022 as a senior Williams played in all 14 games and logged a total of 131 tackles including 8.5 TFLs and two forced fumbles for the Green Wave. While in coverage Williams made eight pass breakups and two interceptions. As a pass rusher, he tallied 22 total pressures, which included nine QB hurries, four QB hits, and five sacks on the season.
- Williams made an impact in all 12 games in 2021. He was second on the team in total tackles with 73. And was named Phil Steele All-American Athletic Conference Third Team. He also collected two TFLs, three pass breakups, and a fumble recovery.
- As a sophomore for the Green Wave in 2020 Williams led the American Athletic Conference with 98 total tackles. Named to the All-AAC Second Team, made appearances in all 12 games, starting four. Williams added 16.5 TFLs and 4.5 sacks to his total and in coverage Williams made three pass breakups.
- In 2019 as a freshman Williams appeared in 11 games and finished the year with nine tackles.

## IF YOU HAVEN'T HERD

### FOR THE LOVE OF THE GAME

While some play for the things that football brings Dorian is quite the opposite he plays simply because he loves the game and is living out his childhood dream.

"Dorian has never not had a smile on his face. He always makes me smile because he's having a good time out there. You love to coach guys that love to play the game because they are playing for the right reason and not anything external." -- Tulane Linebackers Coach Michael Mutz told si.com.

There are zero questions in regards to effort. Williams hustles on every and is typically one of the first players to the football.

Which showed as Dorian had a productive senior season with the Green Wave, totaling 131 tackles, 8.5 TFLs, two interceptions and two forced fumbles. Williams also blitzed well tallying 22 pressures and five sacks. In all he finished with 316 tackles, 27 for a loss, 9.5 sacks, and 14 passes defended.

Dorian said this is his childhood dream and he is happy to reach it but now the real work starts.

## PERSONAL

Majored in Homeland Security Studies. Dorian has one older brother and two older sisters. Enjoys fishing. Helped guide Indian Land High School to the South Carolina AAA State Playoffs.

## BUFFALO TRACKS

### SOLO ARTIST

Williams led the American Athletic Conference in solo tackles in 2022 with 76 and in 2020, he led the conference with 65 solo tackles in 2020 and an impressive 16.5 tackles for a loss that season.





# DORIAN WILLIAMS

LINEBACKER - 42

## BILLS MAFIA

Dorian had his first run in with Bills Mafia when he was a junior in 2021. Before the Bills played the New Orleans Saints, Dorian was out with his family when some fans were talking to him and recognized he was a linebacker at Tulane and they told him in a couple years he was going to get drafted and then later payed for his meal.

"You always hear about Bills Mafia and see all the stuff on social media but for it happen like that, these guys are for real. For me to get drafted here is a full circlce moment, and I am just excited to be apart of the organization with the best fan base."

## THE STAMPEDE

### NICKNAME:

Tarzan

### FAVORITE HOBBY:

Fishing

### FIRST JOB:

Red Rocket a fireworks stand

### FAVORITE ARTIST:

Luke Combs

### SKILL HE WANTS TO LEARN:

To get better at golf

### FAVORITE ICE CREAM:


Christmas Cookie

### FAVORITE TV SHOW:

Southpark

### BEST WINGS IN BUFFALO:

Wing Nutz



# JOEL WILSON



Age: **23** (June 21, 2000)  
 NFL EXP: **Rookie**  
 Hometown: **Petoskey, MI**  
 Twitter: **@\_joelwilson14**

Height: **6-4**      Weight: **250**  
 Acquired: **UDFA (2023)**  
 College: **Central Michigan**  
 Instagram: **@\_joelwil**

## FIRST-AND-10

**JOEL WILSON** signed with the Bills as an undrafted free agent in 2023. Wilson played at Central Michigan from 2018-22 and finished his career with 82 receptions for 874 yards and 12 touchdowns.

## SHOUTOUTS

- A four-year letterman at Central Michigan. Appeared in 34 games with 23 starts, finishing with 82 receptions for 874 yards and 12 touchdowns.
- In 2022, led the Chippewas in both touchdown receptions (6) and receiving yards per game (49.4) and ranked second on the team in scoring (38 points), receptions (44) and receiving yards (445).
- Scored touchdowns in six of nine games in 2022 and had at least one touchdown in four consecutive games from Sept. 10-Oct. 1.
- Hauled in a career-high eight receptions for a season-high 75 yards and a touchdown vs. Bowling Green (10/22/22).
- Played in all 13 games with 11 starts in 2021. Caught 31 passes for 367 yards and six touchdowns. Ranked third on the team in touchdown receptions and fourth in receiving yards.
- Appeared in five games with three starts in 2020.
- Made his first career start against San Diego in the New Mexico Bowl (Dec. 21, 2019).

## PERSONAL

Son of Sara and Matt Wilson. Earned a degree in sports management. Prepped at Petoskey High School where he played quarterback and linebacker.

## IF YOU HAVEN'T HERD

If you had told him six years ago that he'd be this close to a shot at the NFL, he probably would have believed you. He just might not have believed what position he'd be playing. Wilson was a standout quarterback for Petoskey High School and said he never played a single down at tight end for the Northmen.

"I came to a one-day camp at Central [Michigan] as a quarterback and then toward the end of the camp they had me run routes," Wilson said. "I guess I 'mossed' a couple of guys and they liked what they saw. That one day camp was my first time ever running routes. So I guess I just had a knack for it."

That knack quickly grew into a developed understanding of the position when he got to Central Michigan. Undersized for a college tight end, Wilson said he knew it was going to be a challenge to learn the new position but he embraced learning from the coaches and other talented Chippewa players.

"I knew what I was getting myself into," he said. "I was coming [to CMU] and I was only like 205 pounds. So I knew blocking was going to be pretty tough."

(Tyler Driesenga, MI Sports Now, April 26, 2023)

## THE STAMPEDE

### FAVORITE MEAL:

Eggs, maple sausage & toast

### FAVORITE MOVIE:


Sandlot

### UNIQUE TALENT:

Very good at guitar hero

### FAVORITE MUSICIAN:

Cody Johnson





# STATS





# 2022 STATISTICS

RUSHING	NO.	YDS	AVG	LG	TD
D.Singletery	177	819	4.6	33f	5
J.Allen	124	762	6.1	44	7
J.Cook	89	507	5.7	33	2
Z.Moss	17	91	5.4	43	0
I.McKenzie	9	55	6.1	18	1
D.Johnson	2	4	2.0	4	0
C.Keenum	5	0	0.0	4	0
N.Hines	6	-3	-0.5	3	0
S.Diggs	1	-3	-3.0	-3	0
<b>BILLS</b>	<b>430</b>	<b>2232</b>	<b>5.2</b>	<b>44</b>	<b>15</b>
<b>OPPONENTS</b>	<b>387</b>	<b>1673</b>	<b>4.3</b>	<b>81f</b>	<b>10</b>

RECEIVING	NO.	YDS	AVG	LG	TD
S.Diggs	108	1429	13.2	53f	11
G.Davis	48	836	17.4	98f	7
D.Knox	48	517	10.8	45	6
I.McKenzie	42	423	10.1	30	4
D.Singletery	38	280	7.4	22	1
J.Cook	21	180	8.6	41	1
K.Shakir	10	161	16.1	31	1
Q.Morris	8	84	10.5	26	1
R.Gilliam	8	69	8.6	14	1
Z.Moss	7	27	3.9	8	0
J.Crowder	6	60	10.0	16	0
N.Hines	5	53	10.6	21	1
J.Kumerow	4	64	16.0	39	0
I.Hodgins	4	41	10.3	26	0
C.Beasley	2	18	9.0	9	0
J.Brown	1	42	42.0	42f	1
T.Sweeney	1	7	7.0	7	0
T.Gentry	0	0	0.0	0	0
<b>BILLS</b>	<b>361</b>	<b>4291</b>	<b>11.9</b>	<b>98f</b>	<b>35</b>
<b>OPPONENTS</b>	<b>362</b>	<b>3721</b>	<b>10.3</b>	<b>67f</b>	<b>21</b>

TEAM STATS	BILLS	OPP
<b>Total First Downs</b>	<b>367</b>	<b>313</b>
Rushing	128	103
Passing	212	181
Penalty	27	29
<b>3rd Down: Made/Att</b>	<b>97/193</b>	<b>78/208</b>
<b>3rd Down Pct.</b>	<b>50.3%</b>	<b>37.5%</b>
4th Down: Made/Att	7/13	19/33
4th Down Pct.	53.8%	57.6%
<b>Possession Avg.</b>	<b>29:35</b>	<b>30:25</b>
<b>Total Net Yards</b>	<b>6361</b>	<b>5106</b>
Avg. Per Game	374.2	300.4
Total Plays	1037	997
Avg. Per Play	6.1	5.1
<b>Net Yards Rushing</b>	<b>2232</b>	<b>1673</b>
Avg. Per Game	131.3	98.4
Total Rushes	430	387
<b>Net Yards Passing</b>	<b>4129</b>	<b>3433</b>
Avg. Per Game	242.9	201.9
Sacked/Yards Lost	33/162	40/288
Gross Yards	4291	3721
Attempts/Completions	574/361	570/362
Completion Pct.	62.9%	63.5%
Had Intercepted	14	17
<b>Punts/Average</b>	<b>46/46.7</b>	<b>63/46.4</b>
<b>Net Punting Avg.</b>	<b>41.3</b>	<b>41</b>
<b>Penalties/Yards</b>	<b>92/709</b>	<b>89/754</b>
<b>Fumbles/Ball Lost</b>	<b>24/13</b>	<b>24/10</b>
<b>Touchdowns</b>	<b>53</b>	<b>32</b>
Rushing	15	10
Passing	35	21
Returns	3	1

SCORING	Q1	Q2	Q3	Q4	OT	PTS
<b>BILLS</b>	95	154	107	99	0	455
<b>OPPONENTS</b>	79	80	47	77	3	286

PASSING	ATT	CMP	YDS	CMP%	YDS/ATT	TD	TD%	INT	INT%	LG	SACK	LOST	RAT
J.Allen	567	359	4283	63.3%	7.6	35	6.2%	14	2.5%	98f	33/	162	96.6
C.Keenum	7	2	8	28.6%	1.1	0	0.0%	0	0.0%	5	0/	0	39.6
<b>BILLS</b>	<b>574</b>	<b>361</b>	<b>4291</b>	<b>62.9%</b>	<b>7.5</b>	<b>35</b>	<b>6.1%</b>	<b>14</b>	<b>2.4%</b>	<b>98f</b>	<b>33/</b>	<b>162</b>	<b>95.8</b>
<b>OPPONENTS</b>	<b>570</b>	<b>362</b>	<b>3721</b>	<b>63.5%</b>	<b>6.5</b>	<b>21</b>	<b>3.7%</b>	<b>17</b>	<b>3.0%</b>	<b>67f</b>	<b>40/</b>	<b>288</b>	<b>82.0</b>



# 2022 PLAYOFF STATISTICS

RUSHING	NO.	YDS	AVG	LG	TD
D.Singletary	16	72	4.5	13	0
J.Cook	17	52	3.1	13	1
J.Allen	12	46	3.8	12	1
<b>BILLS</b>	<b>45</b>	<b>170</b>	<b>3.8</b>	<b>13</b>	<b>2</b>
<b>OPPONENTS</b>	<b>54</b>	<b>214</b>	<b>4.0</b>	<b>21</b>	<b>2</b>

RECEIVING	NO.	YDS	AVG	LG	TD
S.Diggs	11	149	13.5	52	0
G.Davis	8	147	18.4	33	1
D.Knox	8	85	10.6	32	1
K.Shakir	5	91	18.2	31	0
C.Beasley	5	68	13.6	29	1
D.Singletary	5	38	7.6	17	0
Q.Morris	2	18	9.0	12	0
N.Hines	2	11	5.5	7	0
I.McKenzie	2	10	5.0	8	0
J.Brown	0	0	0.0	0	0
<b>BILLS</b>	<b>48</b>	<b>617</b>	<b>12.9</b>	<b>52</b>	<b>3</b>
<b>OPPONENTS</b>	<b>41</b>	<b>462</b>	<b>11.3</b>	<b>28†</b>	<b>3</b>

SCORING	Q1	Q2	Q3	Q4	OT	PTS
<b>BILLS</b>	14	13	17	0	0	<b>44</b>
<b>OPPONENTS</b>	14	20	14	10	0	<b>58</b>

TEAM STATS	BILLS	OPP
<b>Total First Downs</b>	<b>43</b>	<b>46</b>
Rushing	12	16
Passing	30	26
Penalty	1	4
<b>3rd Down: Made/Att</b>	<b>13/28</b>	<b>10/26</b>
<b>3rd Down Pct.</b>	<b>46.4%</b>	<b>38.5%</b>
4th Down: Made/Att	2/4	1/2
4th Down Pct.	50.0%	50.0%
<b>Possession Avg.</b>	<b>29:10</b>	<b>30:51</b>
<b>Total Net Yards</b>	<b>748</b>	<b>643</b>
Avg. Per Game	374.0	321.5
Total Plays	134	140
Avg. Per Play	5.6	4.6
<b>Net Yards Rushing</b>	<b>170</b>	<b>214</b>
Avg. Per Game	85.0	107.0
Total Rushes	45	54
<b>Net Yards Passing</b>	<b>578</b>	<b>429</b>
Avg. Per Game	289.0	214.5
Sacked/Yards Lost	8/39	5/33
Gross Yards	617	462
Attempts/Completions	81/48	81/41
Completion Pct.	59.3%	50.6%
Had Intercepted	3	2
<b>Punts/Average</b>	<b>9/46.4</b>	<b>8/41.9</b>
<b>Net Punting Avg.</b>	<b>35.6</b>	<b>39.8</b>
<b>Penalties/Yards</b>	<b>10/73</b>	<b>9/43</b>
<b>Fumbles/Ball Lost</b>	<b>4/1</b>	<b>0/0</b>
<b>Touchdowns</b>	<b>5</b>	<b>6</b>
Rushing	2	2
Passing	3	3
Returns	0	1

PASSING	ATT	CMP	YDS	CMP%	YDS/AT	TD	TD%	INT	INT%	LG	SACK	LOST	RAT
J.Allen	81	48	617	59.3%	7.6	3	3.7%	3	3.7%	52	8/	39	80.1
<b>BILLS</b>	<b>81</b>	<b>48</b>	<b>617</b>	<b>59.3%</b>	<b>7.6</b>	<b>3</b>	<b>3.7%</b>	<b>3</b>	<b>3.7%</b>	<b>52</b>	<b>8/</b>	<b>39</b>	<b>80.1</b>
<b>OPPONENTS</b>	<b>81</b>	<b>41</b>	<b>462</b>	<b>50.6%</b>	<b>5.7</b>	<b>3</b>	<b>3.7%</b>	<b>2</b>	<b>2.5%</b>	<b>28†</b>	<b>5/</b>	<b>33</b>	<b>70.1</b>



# 2022 DEFENSIVE STATS

PLAYER	Solo	Ast	Total	Sack	Yds	TFL	QH	INT	PD	FF	FR
Tremaine Edmunds	66	36	102	1	8	6	3	1	7	-	-
Matt Milano	72	27	99	1.5	11.5	12	7	3	11	-	2
Taron Johnson	67	22	89	-	-	6	-	1	9	-	-
Damar Hamlin	60	28	88	1.5	11.5	6	3	-	2	1	-
Jordan Poyer	44	19	63	-	-	4	-	4	8	1	-
Dane Jackson	49	8	57	-	-	1	-	2	12	1	-
Kaiir Elam	28	11	39	-	-	1	-	2	4	-	-
DaQuan Jones	22	16	38	2	14.5	3	11	-	-	-	1
Gregory Rousseau	27	10	37	8	60.5	10	14	-	4	1	-
Ed Oliver	20	14	34	2.5	13	9	14	-	3	1	1
Shaq Lawson	19	12	31	3.5	31	6	9	-	1	1	-
Tyrel Dodson	19	9	28	1	3	1	1	-	-	-	-
Jaquan Johnson	11	14	25	-	-	-	-	1	1	-	-
Christian Benford	17	7	24	-	-	1	-	1	5	-	-
Von Miller	18	3	21	8	54	10	12	-	2	1	-
Tre'Davious White	16	4	20	-	-	-	-	1	6	-	-
Jordan Phillips	9	11	20	1.5	14.5	3	6	-	2	-	-
Tim Settle	11	8	19	1	7	4	2	-	1	1	1
Boogie Basham	9	10	19	2	3	1	5	1	2	-	1
A.J. Epenesa	13	3	16	6.5	56.5	7	10	-	5	2	1
Terrel Bernard	7	9	16	-	-	-	-	-	-	-	-
Cameron Lewis	8	2	10	-	-	-	-	-	-	-	-
A.J. Klein	6	3	9	-	-	1	-	-	-	-	-
Siran Neal	6	2	8	-	-	-	1	-	4	-	-
Micah Hyde	4	3	7	-	-	-	-	-	-	-	-
Baylon Spector	4	0	4	-	-	-	-	-	-	-	-
Dean Marlowe	3	0	3	-	-	-	-	-	-	-	-
Brandin Bryant	2	1	3	-	-	-	-	-	-	-	-
Ja'Marcus Ingram	2	1	3	-	-	-	-	-	-	-	-
Kingsley Jonathan	1	0	1	-	-	1	-	-	-	-	-
<b>BILLS</b>	<b>645</b>	<b>297</b>	<b>942</b>	<b>40</b>	<b>288</b>	<b>93</b>	<b>98</b>	<b>17</b>	<b>90</b>	<b>10</b>	<b>7</b>
<b>OPPONENTS</b>	<b>632</b>	<b>301</b>	<b>933</b>	<b>33</b>	<b>162</b>	<b>59</b>	<b>76</b>	<b>14</b>	<b>76</b>	<b>15</b>	<b>12</b>

SACKS	
Von Miller	8
Gregory Rousseau	8
A.J. Epenesa	6.5
Shaq Lawson	3.5
Ed Oliver	2.5
Boogie Basham	2
Daquan Jones	2
Matt Milano	1.5
Jordan Phillips	1.5
Damar Hamlin	1.5
Tremaine Edmunds	1
Tim Settle	1
Tyrel Dodson	1
<b>BILLS</b>	<b>40.0</b>
<b>OPPONENTS</b>	<b>33.0</b>

INTERCEPTIONS	No	Yds	Avg	LG	TD
Jordan Poyer	4	6	1.5	6	0
Matt Milano	3	84	28.0	43†	1
Dane Jackson	2	13	6.5	11	0
Kaiir Elam	2	0	0.0	0	0
Christian Benford	1	35	35.0	35	0
Boggie Basham	1	21	21.0	21	0
Tremaine Edmunds	1	4	4.0	4	0
Taron Johnson	1	2	2.0	2	0
Jaquan Johnson	1	0	0.0	0	0
Tre'Davious White	1	0	0.0	0	0
<b>BILLS</b>	<b>17</b>	<b>165</b>	<b>9.7</b>	<b>43†</b>	<b>1</b>
<b>OPPONENTS</b>	<b>14</b>	<b>175</b>	<b>12.5</b>	<b>39</b>	<b>0</b>





# 2022 PLAYOFF DEFENSIVE STATS

PLAYER	Solo	Ast	Total	Sack	Yds	TFL	QH	INT	PD	FF	FR
Matt Milano	15	5	20	3	18	4	4	-	1	-	-
Tremaine Edmunds	14	3	17	-	-	1	-	-	5	-	-
Taron Johnson	9	4	13	-	-	1	1	-	2	-	-
Jordan Poyer	5	4	9	-	-	-	-	-	-	-	-
Dean Marlowe	6	1	7	-	-	-	-	1	1	-	-
Jaquan Johnson	5	2	7	-	-	-	-	-	-	-	-
Kaiir Elam	5	1	6	-	-	-	-	1	2	-	-
Tre'Davious White	4	2	6	-	-	-	-	-	2	-	-
Carlos Basham	2	3	5	1	7	1	2	-	1	-	-
Eli Ankou	3	1	4	-	-	-	-	-	-	-	-
Gregory Rousseau	3	1	4	-	-	-	1	-	-	-	-
Ed Oliver	2	2	4	1	8	1	3	-	-	-	-
Dane Jackson	2	2	4	-	-	-	-	-	1	-	-
Shaq Lawson	2	2	4	-	-	1	2	-	-	-	-
Siran Neal	1	1	2	-	-	-	-	-	-	-	-
Tim Settle	1	1	2	-	-	-	-	-	-	-	-
Cameron Lewis	1	0	1	-	-	-	-	-	-	-	-
Jordan Phillips	1	0	1	-	-	-	-	-	-	-	-
A.J. Epenesa	1	0	1	-	-	-	-	-	-	-	-
DaQuan Jones	0	1	1	-	-	-	1	-	-	-	-
<b>BILLS</b>	<b>82</b>	<b>36</b>	<b>118</b>	<b>5</b>	<b>33</b>	<b>9</b>	<b>14</b>	<b>2</b>	<b>15</b>	<b>-</b>	<b>-</b>
<b>OPPONENTS</b>	<b>81</b>	<b>35</b>	<b>116</b>	<b>8</b>	<b>39</b>	<b>7</b>	<b>21</b>	<b>3</b>	<b>14</b>	<b>3</b>	<b>1</b>

SACKS	
Matt Milano	3
Boogie Basham	1
Ed Oliver	1
<b>BILLS</b>	<b>5.0</b>
<b>OPPONENTS</b>	<b>8.0</b>

INTERCEPTIONS					
	No	Yds	Avg	LG	TD
Dean Marlowe	1	10	10.0	10	0
Kaiir Elam	1	0	0.0	0	0
<b>BILLS</b>	<b>2</b>	<b>10</b>	<b>5.0</b>	<b>10</b>	<b>0</b>
<b>OPPONENTS</b>	<b>3</b>	<b>78</b>	<b>26.0</b>	<b>49</b>	<b>0</b>



# 2022 SPECIAL TEAMS STATS

## SPECIAL TEAMS SNAP COUNTS

Tyler Matakovich	323
Siran Neal	316
Taiwan Jones	305
Reggie Gilliam	296
Quintin Morris	276
Tyrel Dodson	276
Terrel Bernard	254
Jaquan Johnson	246
Tyler Bass	173
Cam Lewis	171
Sam Martin	128
Reid Ferguson	127
Nyheim Hines	93
Baylon Spector	86
A.J. Klein	83
David Quessenberry	80
Greg Van Roten	79
Bobby Hart	77
Damar Hamlin	76
Dion Dawkins	75
Jake Kumerow	71
Spencer Brown	67
Ryan Bates	62
DaQuan Jones	56
Tommy Sweeney	51
Tim Settle	50
Taron Johnson	50
Tremaine Edmunds	48
A.J. Epenesa	43
Christian Benford	43
Jordan Poyer	42
Boogie Basham	39
Greg Rousseau	38
Dean Marlowe	36
Isaiah McKenzie	28
Shaq Lawson	28
Kaiir Elam	25
Matt Milano	24
Justin Murray	22
Khalil Shakir	18
Jamison Crowder	18
Joe Giles-Harris	15
Ja'Marcus Ingram	12
Rodger Saffold	11
Brandin Bryant	11
Mike Love	9
Dane Jackson	8
Duke Johnson	7
Dawson Knox	5
Ike Boettger	5
Gabe Davis	4
Stefon Diggs	4
Tommy Doyle	4
Greg Mancz	4
Ed Oliver	4
Isaiah Hodgins	3
Jordan Phillips	3
Micah Hyde	3
James Cook	1
Tanner Gentry	1

KICK RETURNS	No.	Yds	Avg	Long	TD
N. Hines	19	554	29.2	101†	2
D. Johnson	7	157	22.4	43	0
I. McKenzie	6	144	24.0	42	0
K. Shakir	1	34	34.0	34	0
J. Crowder	1	17	17.0	17	0
T. Jones	1	2	2.0	2	0
C. Lewis	1	0	0.0	0	0
<b>BILLS</b>	<b>36</b>	<b>908</b>	<b>25.2</b>	<b>101†</b>	<b>2</b>

PUNT RETURNS	No.	FC	Yds	Avg	LG	TD
N. Hines	16	11	153	9.6	28	0
J. Crowder	9	4	100	11.1	20	0
K. Shakir	3	3	23	7.7	17	0
<b>BILLS</b>	<b>24</b>	<b>16</b>	<b>249</b>	<b>10.4</b>	<b>28</b>	<b>0</b>

PUNTING	No.	Yds	Avg	Net	TB	IN	LG	BK
S. Martin	45	2146	47.7	1901	5	16	67	1
<b>BILLS</b>	<b>46</b>	<b>2146</b>	<b>46.7</b>	<b>1901</b>	<b>5</b>	<b>16</b>	<b>67</b>	<b>1</b>

SCORING	PAT	FG	2P	PTS
T. Bass	48/50	27/31	0	129
<b>BILLS</b>	<b>48/50</b>	<b>27/31</b>	<b>0</b>	<b>129</b>

FIELD GOALS	1-19	20-29	30-39	40-49	50+
T. Bass	0/0	3/3	11/13	10/11	2/3
<b>BILLS</b>	<b>0/0</b>	<b>3/3</b>	<b>11/13</b>	<b>10/11</b>	<b>2/3</b>

## GAME-BY-GAME FIELD GOAL ATTEMPTS

**Bass:** (41G)(49G,37G)(30G,38WL)(38G,39G,21G)  
 (49B,35G)(39G)(42G,38G)(55WR,51G)(34G,45G,29G)  
 (42G,36G,56G,49G,28G,39G)(47G,45G)(48G)  
 (38G,49G)(25G)(38WR)

## SPECIAL TEAMS TACKLES

Cam Lewis	11
Siran Neal	11
Jaquan Johnson	7
Terrel Bernard	6
Tyler Matakovich	6
Taiwan Jones	5
Tyler Bass	4
Tyrel Dodson	4
Reggie Gilliam	3
Damar Hamlin	3
Quintin Morris	3
Kaiir Elam	2
A.J. Klein	2
Jake Kumerow	2
Baylon Spector	2
Reid Ferguson	1
Joe Giles-Harris	1
Nyheim Hines	1
Taron Johnson	1



# 2022 PLAYOFFS SPECIAL TEAMS STATS

SPECIAL TEAMS SNAP COUNTS	
Taiwan Jones	50
Tyrel Dodson	50
Tyler Matakevich	50
Siran Neal	50
Reggie Gilliam	48
Quintin Morris	48
Jaquan Johnson	39
Cam Lewis	32
A.J. Klein	30
Terrel Bernard	25
Nyheim Hines	21
Tyler Bass	18
Reid Ferguson	17
Sam Martin	17
Kingsley Jonathan	12
Tim Settle	10
Tremaine Edmunds	10
Taron Johnson	10
Greg Rousseau	9
Jordan Poyer	9
Ryan Bates	8
Spencer Brown	8
Dion Dawkins	8
Bobby Hart	8
David Quessenberry	8
Greg Van Roten	8
Dean Marlowe	8
Shaq Lawson	7
Eli Ankou	7
Khalil Shakir	6
DaQuan Jones	3
Boogie Basham	2
A.J. Epenesa	1

KICK RETURNS	No.	Yds	Avg	Long	TD
N. Hines	6	146	24.3	30	0
<b>BILLS</b>	<b>6</b>	<b>146</b>	<b>24.3</b>	<b>30</b>	<b>0</b>

PUNT RETURNS	No.	FC	Yds	Avg	LG	TD
N. Hines	3	3	17	5.7	11	0
<b>BILLS</b>	<b>3</b>	<b>3</b>	<b>17</b>	<b>5.7</b>	<b>11</b>	<b>0</b>

PUNTING	No.	Yds	Avg	Net	TB	IN	LG	BK
S. Martin	9	418	46.4	35.6	1	3	53	0
<b>BILLS</b>	<b>9</b>	<b>418</b>	<b>46.4</b>	<b>35.6</b>	<b>1</b>	<b>3</b>	<b>53</b>	<b>0</b>

SCORING	PAT	FG	2P	PTS
T. Bass	5/5	3/3	0	14
<b>BILLS</b>	<b>5/5</b>	<b>3/3</b>	<b>0</b>	<b>14</b>

FIELD GOALS	1-19	20-29	30-39	40-49	50+
T. Bass	0/0	1/1	2/2	0/0	0/0
<b>BILLS</b>	<b>0/0</b>	<b>1/1</b>	<b>2/2</b>	<b>0/0</b>	<b>0/0</b>

SPECIAL TEAMS TACKLES	
Taiwan Jones	2
Cam Lewis	2
Tyler Matakevich	2
Terrel Bernard	1
Sam Martin	1
Quintin Morris	1





# 2022 GAME-BY-GAME STATISTICS

BILLS		FIRST DOWNS					OFFENSE					NET PASSING					NET RUSHING					PEN.			FUMBLES		
DATE	OPP	T	R	P	PN	PLAYS	YDS	AVG	ATT	COMP	IN	YDS	TD	SK	YDS	ATT	YDS	AVG	TD	NO	YDS	NO	LOST	TOP			
9/8	at LAR	23	7	15	1	58	413	7.10	31	26	2	292	3	2	5	25	121	4.80	1	5	35	2	2	31:14			
9/19	vs. Ten	23	6	13	4	65	414	6.40	40	26	0	313	4	1	4	24	101	4.20	0	8	49	0	0	31:34			
9/25	at Mia	31	9	21	1	90	497	5.50	63	42	0	382	2	4	18	23	115	5.00	0	7	52	4	1	40:40			
10/2	at Bal	22	7	14	1	62	326	5.30	36	19	1	201	1	1	12	25	125	5.00	1	4	31	2	1	21:50			
10/9	vs. Pit	21	4	15	2	54	552	10.20	36	22	1	432	4	0	0	18	120	6.70	1	5	28	1	1	23:52			
10/16	at KC	26	7	18	1	72	443	6.20	40	27	0	318	3	1	11	31	125	4.00	0	7	35	1	1	31:28			
10/30	vs. GB	20	9	8	3	54	369	6.80	25	13	2	216	2	2	2	27	153	5.70	1	4	35	1	0	26:12			
11/6	at NYJ	19	9	10	0	61	317	5.20	34	18	2	183	0	5	22	22	134	6.10	2	3	30	2	0	27:16			
11/13	vs. Min	29	9	17	3	72	486	6.80	43	29	2	311	1	2	19	27	175	6.50	2	7	64	2	2	33:46			
11/20	vs. Cle	22	12	9	1	62	357	5.80	27	18	0	186	1	2	11	33	171	5.20	1	8	89	0	0	28:38			
11/24	at Det	28	10	16	2	74	401	5.40	42	24	1	237	2	3	16	29	164	5.70	1	5	36	1	0	31:26			
12/1	at NE	22	6	15	1	72	355	4.90	33	22	0	223	2	2	0	37	132	3.60	1	6	47	1	1	38:08			
12/11	vs. NYJ	14	5	6	3	54	232	4.30	27	16	0	130	1	3	17	24	102	4.30	1	5	35	0	0	25:35			
12/17	vs. Mia	29	9	16	4	71	446	6.30	40	25	0	296	4	2	8	29	150	5.20	0	7	51	2	1	29:53			
12/24	at Chi	20	11	9	0	58	426	7.30	26	15	2	172	2	1	0	31	254	8.20	3	9	72	3	1	28:48			
1/2	at Cin																										
1/8	vs. NE	18	8	10	0	58	327	5.60	31	19	1	237	3	2	17	25	90	3.60	0	2	20	2	2	27:23			
<b>Totals:</b>		<b>367</b>	<b>128</b>	<b>212</b>	<b>27</b>	<b>1,037</b>	<b>6,361</b>	<b>6.13</b>	<b>574</b>	<b>361</b>	<b>14</b>	<b>4,129</b>	<b>35</b>	<b>33</b>	<b>162</b>	<b>430</b>	<b>2,232</b>	<b>4.88</b>	<b>15</b>	<b>92</b>	<b>709</b>	<b>24</b>	<b>13</b>	<b>--</b>			

OPPONENTS		FIRST DOWNS					OFFENSE					NET PASSING					NET RUSHING					PEN.			FUMBLES		
DATE	OPP	T	R	P	PN	PLAYS	YDS	AVG	ATT	COMP	IN	YDS	TD	SK	YDS	ATT	YDS	AVG	TD	NO	YDS	NO	LOST	TOP			
9/8	at LAR	19	3	14	2	66	243	3.70	41	29	3	191	1	7	49	18	52	2.90	0	4	30	1	0	28:46			
9/19	vs. Ten	12	5	6	1	53	187	3.50	24	12	2	107	0	2	16	27	80	3.00	1	9	87	3	2	28:26			
9/25	at Mia	15	4	8	3	39	212	5.40	20	13	0	171	1	2	15	17	41	2.40	2	4	20	0	0	19:20			
10/2	at Bal	22	13	7	2	64	296	4.60	29	20	2	134	1	2	10	33	162	4.90	1	9	70	0	1	38:10			
10/9	vs. Pit	23	2	19	2	72	364	5.10	52	34	1	310	0	3	17	17	54	3.20	0	6	54	1	1	36:08			
10/16	at KC	23	4	16	3	61	387	6.30	40	25	2	319	2	3	19	18	68	3.80	0	5	58	1	0	28:32			
10/30	vs. GB	21	12	8	1	63	398	6.30	30	19	1	190	2	2	13	31	208	6.70	0	8	58	0	0	33:48			
11/6	at NYJ	21	11	9	1	61	310	5.10	25	18	0	136	1	2	18	34	174	5.10	1	3	30	2	1	32:44			
11/13	vs. Min	24	8	14	2	79	481	6.10	50	30	2	334	1	4	23	25	147	5.90	2	7	64	2	0	35:02			
11/20	vs. Cle	27	5	19	3	68	396	5.80	41	28	0	316	3	1	8	26	80	3.10	0	6	42	1	1	31:22			
11/24	at Det	22	7	13	2	67	326	4.90	37	23	0	230	2	2	10	28	96	3.40	1	3	32	4	2	28:34			
12/1	at NE	14	5	7	2	51	242	4.70	36	22	0	182	1	1	13	14	60	4.30	0	6	62	2	0	21:52			
12/11	vs. NYJ	19	6	13	0	73	309	4.20	47	28	0	233	0	4	36	22	76	3.50	1	7	61	3	2	34:25			
12/17	vs. Mia	20	8	9	3	57	405	7.10	30	17	0	217	2	2	17	25	188	7.50	1	8	51	1	0	30:07			
12/24	at Chi	11	4	6	1	59	209	3.50	28	18	1	129	1	2	15	29	80	2.80	0	2	15	2	1	31:12			
1/2	at Cin																										
1/8	vs. NE	20	6	13	1	64	341	5.30	40	26	3	234	3	1	9	23	107	4.70	0	2	20	1	0	32:37			
<b>Totals:</b>		<b>313</b>	<b>103</b>	<b>181</b>	<b>29</b>	<b>997</b>	<b>5,106</b>	<b>5.12</b>	<b>570</b>	<b>362</b>	<b>17</b>	<b>3,433</b>	<b>21</b>	<b>40</b>	<b>288</b>	<b>387</b>	<b>1,673</b>	<b>3.69</b>	<b>10</b>	<b>89</b>	<b>754</b>	<b>24</b>	<b>10</b>	<b>--</b>			



# 2022 PLAYOFFS

## GAME-BY-GAME STATISTICS

BILLS		FIRST DOWNS			OFFENSE			NET PASSING			NET RUSHING			PEN.			FUMBLES							
DATE	OPP	T	R	P	PN	PLAYS	YDS	AVG	ATT	COMP	IN	YDS	TD	SK	YDS	ATT	YDS	AVG	TD	NO	YDS	NO	LOST	TOP
1/15	vs. MIA	25	8	16	1	72	423	5.90	39	23	2	316	3	7	36	26	107	4.10	1	2	13	4	1	32:13
1/22	vs. CIN	18	4	14	0	62	325	5.20	42	25	1	262	0	1	3	19	63	3.30	1	8	60	0	0	26:06
<b>Totals:</b>		<b>43</b>	<b>12</b>	<b>30</b>	<b>1</b>	<b>134</b>	<b>748</b>	<b>5.58</b>	<b>81</b>	<b>48</b>	<b>3</b>	<b>578</b>	<b>3</b>	<b>8</b>	<b>39</b>	<b>45</b>	<b>170</b>	<b>3.50</b>	<b>2</b>	<b>10</b>	<b>73</b>	<b>4</b>	<b>1</b>	--

OPPONENTS		FIRST DOWNS			OFFENSE			NET PASSING			NET RUSHING			PEN.			FUMBLES							
DATE	OPP	T	R	P	PN	PLAYS	YDS	AVG	ATT	COMP	IN	YDS	TD	SK	YDS	ATT	YDS	AVG	TD	NO	YDS	NO	LOST	TOP
1/15	vs. MIA	16	3	12	1	69	231	3.30	45	18	2	189	1	4	31	20	42	2.10	1	7	34	0	0	27:47
1/22	vs. CIN	30	13	14	3	71	412	5.80	36	23	0	240	2	1	2	34	172	5.10	1	2	9	0	0	33:54
<b>Totals:</b>		<b>46</b>	<b>16</b>	<b>26</b>	<b>4</b>	<b>140</b>	<b>643</b>	<b>4.59</b>	<b>81</b>	<b>41</b>	<b>2</b>	<b>429</b>	<b>3</b>	<b>5</b>	<b>33</b>	<b>54</b>	<b>214</b>	<b>3.50</b>	<b>2</b>	<b>9</b>	<b>43</b>	<b>0</b>	<b>0</b>	--



# 2022 DRIVE CHART

GAME 1

BILLS				RAMS			
RECEIVED	START	DRIVE	RESULT	RECEIVED	START	DRIVE	RESULT
1st - 15:00 (KO)	BUF 25	9-75, 5:04	TD	1st - 9:56 (KO)	LAR 17	8-38, 4:50	PUNT
1st - 5:06 (PUNT)	BUF 9	8-62, 4:27	INT	1st - 0:39 (INT)	LAR 24	3-7, 1:31	PUNT
2nd - 14:08 (PUNT)	BUF 32	2-4, 0:44	FUMBLE	2nd - 13:24 (FUM)	BUF 36	2-0, 0:29	INT
2nd - 12:55 (INT)	BUF 32	8-45, 4:07	FG	2nd - 8:48 (KO)	LAR 40	11-60, 5:48	TD
2nd - 3:00 (KO)	BUF 25	4-13, 1:07	INT	2nd - 1:53 (INT)	BUF 45	8-6, 1:53	FG
3rd - 13:02 (PUNT)	BUF 42	8-58, 5:03	TD	3rd - 15:00 (KO)	LAR 11	3(-1), 1:58	PUNT
3rd - 5:11 (PUNT)	BUF 11	13-89, 6:44	TD	3rd - 7:59 (KO)	LAR 25	6-25, 2:48	PUNT
4th - 11:01 (INT)	BUF 41	3-39, 1:36	TD	4th - 13:27 (KO)	LAR 22	5-21, 2:26	INT
4th - 6:58 (INT)	LAR 37	3-19, 1:41	FUMBLE	4th - 9:25 (KO)	LAR 24	7-21, 2:27	INT
4th - 0:41 (DOWNS)	BUF 16	1(-1), 0:41	GAME	4th - 5:17 (FUM)	LAR 18	14-66, 4:36	DOWNS

GAME 2

BILLS				TITANS			
RECEIVED	START	DRIVE	RESULT	RECEIVED	START	DRIVE	RESULT
1st - 15:00 (KO)	BUF 25	12-75, 5:53	TD	1st - 9:07 (KO)	TEN 25	9-60, 3:44	TD
1st - 5:23 (KO)	BUF 25	7-31, 4:05	DOWNS	1st - 1:18 (DOWNS)	TEN 31	9-26, 6:24	PUNT
2nd - 9:53 (PUNT)	BUF 18	6-46, 2:34	FG	2nd - 7:20 (KO)	TEN 25	3-0, 2:10	PUNT
2nd - 5:10 (PUNT)	BUF 23	8-82, 4:10	TD	2nd - 1:00 (KO)	TEN 25	3-4, 1:00	HALF
3rd - 12:44 (PUNT)	BUF 20	7-75, 2:26	TD	3rd - 15:00 (KO)	TEN 25	5-20, 2:16	PUNT
3rd - 9:14 (PUNT)	BUF 44	3-9, 0:52	PUNT	3rd - 10:18 (KO)	TEN 24	3(-1), 1:04	PUNT
3rd - 8:22(Muff Punt)	TEN 20	4-1, 0:50	FG	3rd - 7:32 (KO)	TEN 25	2-3, 0:45	INT
3rd - 6:47 (INT)	BUF 49	4-37, 1:13	TD	3rd - 5:34 (KO)	TEN 29	3-20, 1:45	INT
3rd - 0:14 (PUNT)	BUF 4	3-3, 0:35	PUNT	3rd - 3:49 (KO)	TEN 25	6-18, 3:35	PUNT
4th - 10:44 (FUM)	BUF 36	3-3, 2:17	PUNT	4th - 14:39 (PUNT)	TEN 36	7-29, 3:55	FUM
4th - 6:39 (PUNT)	BUF 33	10-52, 6:39	GAME	4th - 8:27 (PUNT)	TEN 11	3-8, 1:48	PUNT

GAME 3

BILLS				DOLPHINS			
RECEIVED	START	DRIVE	RESULT	RECEIVED	START	DRIVE	RESULT
1st - 15:00 (KO)	BUF 25	10-75, 5:57	TD	1st - 9:03 (KO)	MIA 22	5-13, 2:26	PUNT
1st - 6:37 (PUNT)	BUF 12	3(-5), 1:24	FUM	1st - 5:13 (FUM)	BUF 6	3-6, 1:36	TD
2nd - 3:37 (KO)	BUF 25	14-75, 6:38	TD	2nd - 11:59 (KO)	MIA 17	9-83, 5:14	TD
2nd - 6:45 (KO)	BUF 25	7-30, 2:58	PUNT	2nd - 3:47 (PUNT)	MIA 14	6-7, 2:09	PUNT
2nd - 1:38 (PUNT)	BUF 30	8-45, 1:38	HALF	3rd - 15:00 (KO)	MIA 25	4-21, 1:58	PUNT
3rd - 13:02 (PUNT)	BUF 2	20-92, 9:22	FG	3rd - 3:40 (KO)	MIA 24	3-8, 1:40	PUNT
3rd - 2:00 (PUNT)	BUF 20	6-60, 2:51	MISS FG	4th - 14:09 (Miss FG)	MIA 28	6-72, 4:04	TD
4th - 10:05 (KO)	BUF 25	17-83, 8:19	DOWNS	4th - 1:46 (DOWNS)	MIA 2	3(-1), 0:13	SAFETY
4th - 1:33 (KO)	BUF 23	7-46, 1:33	GAME				





# 2022 DRIVE CHART

GAME 4

BILLS				RAVENS			
RECEIVED	START	DRIVE	RESULT	RECEIVED	START	DRIVE	RESULT
1st - 15:00 (KO)	BUF 25	3-1, 0:52	INT	1st - 14:08 (INT)	BUF 4	2-4, 0:42	TD
1st - 13:26 (KO)	BUF 43	8-32, 3:12	FG	1st - 10:14 (KO)	BAL 19	15-81, 9:08	TD
1st - 1:06 (KO)	BUF 22	3-14, 0:46	FUMBLE	2nd - 0:20 (FUM)	BUF 36	5-22, 2:26	FG
2nd - 12:54 (KO)	BUF 25	3-9, 1:35	PUNT	2nd - 11:19 (PUNT)	BAL 29	11-53, 7:40	FG
2nd - 3:39 (KO)	BUF 25	3-7, 0:48	PUNT	2nd - 2:51 (PUNT)	BAL 25	3-10, 1:04	PUNT
2nd - 1:47 (PUNT)	BUF 24	11-76, 1:38	TD	2nd - 0:09 (KO)	BAL 25	1-(-1), 0:09	HALF
3rd - 13:49 (PUNT)	BUF 28	10-51, 4:07	FG	3rd - 15:00 (KO)	BAL 35	3-0, 1:11	PUNT
3rd - 6:53 (PUNT)	BUF 20	9-80, 3:27	TD	3rd - 9:42 (KO)	BAL 25	5-18, 2:49	PUNT
4th - 14:54 (INT)	50	3-(-11), 1:16	PUNT	3rd - 3:26 (KO)	BAL 25	7-23, 3:32	INT
4th - 4:09 (INT)	BUF 20	12-67, 4:09	FG	4th - 13:38 (PUNT)	BAL 5	14-86, 9:29	INT

GAME 5

BILLS				STEELERS			
RECEIVED	START	DRIVE	RESULT	RECEIVED	START	DRIVE	RESULT
1st - 15:00 (KO)	BUF 2	3-98, 1:04	TD	1st - 11:56 (Miss FG)	PIT 39	12-50, 6:18	FG
1st - 13:56 (Muff KO)	PIT 21	4-0, 2:00	MISS FG	1st - 2:41 (KO)	PIT 25	3-14, 2:07	PUNT
1st - 5:38 (KO)	BUF 35	7-48, 2:57	FG	2nd - 11:25 (INT)	PIT 20	3-8, 1:46	PUNT
2nd - 0:34 (PUNT)	BUF 2	9-78, 4:09	INT	2nd - 9:29 (KO)	PIT 25	3-8, 1:36	PUNT
2nd - 9:39 (PUNT)	BUF 38	1-62, 0:10	TD	2nd - 7:20 (KO)	PIT 25	9-60, 3:41	MISS FG
2nd - 7:53 (PUNT)	BUF 47	2-38, 0:33	TD	2nd - 1:02 (KO)	PIT 25	2-5, 0:47	INT
2nd - 3:39 (Miss FG)	BUF 23	8-77, 2:37	TD	3rd - 15:00 (KO)	PIT 25	8-48, 4:22	DOWNNS
2nd - 0:15 (INT)	BUF 38	2-(-1), 0:15	HALF	3rd - 5:19 (FUM)	PIT 20	10-73, 5:19	MISS FG
3rd - 10:38 (Downs)	BUF 20	10-75, 5:19	FUMBLE	4th - 14:03 (KO)	PIT 25	10-45, 3:47	DOWNNS
4th - 15:00 (Miss FG)	BUF 35	2-65, 0:57	TD	4th - 8:26 (PUNT)	PIT 20	3-0, 0:59	PUNT
4th - 10:16 (Downs)	BUF 30	3-9, 1:50	PUNT	4th - 6:26 (PUNT)	PIT 20	12-59, 5:26	DOWNNS
4th - 7:27 (PUNT)	BUF 46	3-5, 1:01	PUNT				
4th - 1:00 (Downs)	BUF 26	2-(-2), 1:00	GAME				

GAME 6

BILLS				CHIEFS			
RECEIVED	START	DRIVE	RESULT	RECEIVED	START	DRIVE	RESULT
1st - 15:00 (KO)	BUF 25	9-60, 5:13	FUMBLE	1st - 9:47 (FUM)	KC 11	14-80, 6:18	INT
1st - 3:16 (INT)	BUF 20	11-69, 4:44	FG	2nd - 13:31 (KO)	KC 21	6-79, 2:01	TD
2nd - 11:31 (KO)	BUF 25	11-49, 4:58	DOWNNS	2nd - 6:33 (Downs)	KC 3	3-9, 2:06	PUNT
2nd - 4:27 (PUNT)	BUF 31	3-3, 1:04	PUNT	2nd - 3:23 (PUNT)	KC 27	8-20, 1:54	PUNT
2nd - 1:29 (PUNT)	BUF 4	7-98, 1:13	TD	2nd - 0:16 (KO)	KC 28	3-28, 0:16	FG
3rd - 10:15 (Miss FG)	BUF 41	6-59, 3:13	TD	3rd - 15:00 (KO)	KC 16	11-51, 4:45	MISS FG
3rd - 2:44 (KO)	BUF 25	7-29, 3:32	DOWNNS	3rd - 7:02 (KO)	KC 17	7-83, 4:18	TD
4th - 9:49 (KO)	BUF 24	4-0, 2:13	PUNT	4th - 14:12 (Downs)	KC 46	8-38, 4:23	FG
4th - 5:31 (PUNT)	BUF 24	12-76, 4:27	TD	4th - 7:36 (PUNT)	KC 23	3-(-1), 2:05	PUNT
4th - 0:51 (INT)	KC 30	3-(-2), 0:51	GAME	4th - 1:04 (KO)	KC 25	1-0, 0:13	INT



# 2022 DRIVE CHART

GAME 7

BILLS				PACKERS			
RECEIVED	START	DRIVE	RESULT	RECEIVED	START	DRIVE	RESULT
1st - 15:00 (KO)	BUF 25	3-6, 0:58	PUNT	1st - 14:02 (PUNT)	GB 28	9-34, 5:15	DOWNS
1st - 8:47 (DOWNS)	BUF 39	8-61, 5:13	TD	1st - 3:34 (KO)	GB 20	3-5, 1:53	PUNT
1st - 1:41 (PUNT)	BUF 49	4-51, 1:48	TD	2nd - 14:53 (KO)	GB 20	12-80, 8:38	TD
2nd - 6:15 (KO)	BUF 20	8-65, 4:21	TD	2nd - 1:54 (KO)	GB 21	4-13, 1:01	PUNT
2nd - 0:53 (PUNT)	BUF 20	4-51, 0:53	FG	3rd - 15:00 (KO)	GB 8	8-77, 4:40	FG
3rd - 10:20 (KO)	BUF 30	8-56, 4:21	FG	3rd - 5:59 (KO)	GB 25	11-48, 6:47	DOWNS
4th - 14:12 (Downs)	BUF 27	5(-4), 1:38	INT	4th - 12:34 (INT)	GB 47	1-0, 0:05	INT
4th - 12:29 (INT)	GB 44	5-41, 2:24	INT	4th - 10:05 (INT)	GB 5	8-95, 3:33	TD
4th - 6:32 (KO)	BUF 26	10(-43), 3:58	PUNT	4th - 2:34 (PUNT)	GB 17	9-46, 1:56	MISS FG
4th - 0:38 (Miss FG)	BUF 45	1(-1), 0:38	GAME				

GAME 8

BILLS				JETS			
RECEIVED	START	DRIVE	RESULT	RECEIVED	START	DRIVE	RESULT
1st - 15:00 (KO)	BUF 45	3-24, 0:49	INT	1st - 14:11 (INT)	NYJ 14	3-8, 1:50	PUNT
1st - 12:21 (PUNT)	BUF 33	14-67, 4:39	TD	1st - 4:39 (KO)	NYJ 16	7-34, 4:08	FG
1st - 0:31 (KO)	BUF 25	5-14, 1:40	PUNT	2nd - 13:51 (PUNT)	NYJ 20	5-35, 3:09	PUNT
2nd - 10:42 (PUNT)	BUF 7	9-93, 4:12	TD	2nd - 6:30 (KO)	NYJ 25	13-75, 5:58	TD
2nd - 0:32 (KO)	BUF 25	6-38, 0:32	MISS FG	3rd - 15:00 (KO)	NYJ 20	14-57, 8:39	FUMBLE
3rd - 6:21 (FUM)	BUF 29	2(-7), 0:51	INT	3rd - 5:30 (INT)	BUF 19	4-19, 1:27	TD
3rd - 4:03 (KO)	BUF 25	12-42, 5:30	FG	4th - 13:33 (KO)	NYJ 40	3-2, 0:59	PUNT
4th - 12:34 (PUNT)	BUF 27	8-19, 4:41	PUNT	4th - 7:53 (PUNT)	NYJ 4	13-81, 6:10	FG
4th - 1:43 (KO)	BUF 25	4(-1), 1:19	DOWNS	4th - 0:24 (DOWNS)	BUF 14	1(-1), 0:24	GAME

GAME 9

BILLS				VIKINGS			
RECEIVED	START	DRIVE	RESULT	RECEIVED	START	DRIVE	RESULT
1st - 15:00 (KO)	BUF 24	3-2, 1:53	PUNT	1st - 13:07 (PUNT)	MIN 26	6-74, 2:54	TD
1st - 10:13 (KO)	MIN 47	4-32, 2:03	TD	1st - 8:10 (KO)	MIN 25	3-9, 1:57	PUNT
1st - 6:13 (PUNT)	BUF 30	10-70, 5:09	TD	1st - 1:04 (KO)	MIN 25	2-11, 0:46	INT
1st - 0:18 (INT)	MIN 27	7-12, 2:25	FG	2nd - 12:53 (KO)	MIN 45	12-56, 5:41	FG
2nd - 7:12 (KO)	BUF 10	7-63, 3:57	FUMBLE	2nd - 3:15 (FUMBLE)	BUF 37	4-9, 1:25	DOWNS
2nd - 1:50(DOWNS)	BUF 29	5-71, 1:22	TD	2nd - 0:28 (KO)	MIN 25	3-2, 0:28	PUNT
3rd - 12:22 (INT)	BUF 42	3-6, 2:04	PUNT	3rd - 15:00 (KO)	MIN 22	6-42, 2:38	INT
3rd - 6:12 (PUNT)	BUF 27	8-46, 4:21	FG	3rd - 10:18 (PUNT)	MIN 23	6-19, 4:09	PUNT
3rd - 1:34 (KO)	BUF 26	13-77, 6:07	INT	3rd - 1:51 (KO)	MIN 19	1-81, 0:17	TD
4th - 4:34 (KO)	BUF 28	3-0, 1:08	PUNT	4th - 10:27 (INT)	MIN 34	13-66, 5:53	TD
4th - 0:49 (DOWNS)	BUF 1	1(-1), 0:08	FUMBLE	4th - 3:26 (PUNT)	MIN 24	12-60, 2:37	DOWNS
4th - 0:41 (KO)	BUF 20	5-55, 0:39	FG	4th - 0:02 (KO)	MIN 25	1(-1), 0:02	HALF
OT - 3:42 (KO)	BUF 28	6-52, 2:30	INT	OT - 10:00 (KO)	MIN 25	12-46, 6:18	FG



# 2022 DRIVE CHART

GAME 10

BILLS				BROWNS			
RECEIVED	START	DRIVE	RESULT	RECEIVED	START	DRIVE	RESULT
1st - 9:02 (KO)	BUF 35	3-7, 1:37	PUNT	1st - 15:00 (KO)	CLE 25	9-75, 5:58	TD
1st - 5:16 (PUNT)	CLE 32	4-8, 1:44	FG	1st - 7:25 (PUNT)	CLE 11	3-12, 2:09	PUNT
2nd - 14:05 (KO)	BUF 31	3-(-3), 2:16	PUNT	1st - 3:32 (KO)	CLE 35	9-51, 4:27	FG
2nd - 8:17 (FUM)	BUF 48	11-44, 3:23	FG	2nd - 11:49 (PUNT)	CLE 10	8-42, 3:32	FUMBLE
2nd - 1:54 (PUNT)	BUF 22	11-78, 1:40	TD	2nd - 4:54 (KO)	CLE 25	6-30, 3:00	PUNT
3rd - 15:00 (KO)	BUF 26	8-46, 5:18	FG	2nd - 0:14 (KO)	CLE 25	1-(-1), 0:14	HALF
3rd - 5:49 (DOWNS)	BUF 27	4-58, 1:41	TD	3rd - 9:42 (KO)	CLE 25	8-28, 3:53	DOWNS
3rd - 1:37 (Miss FG)	BUF 24	7-45, 3:17	FG	3rd - 4:08 (KO)	CLE 25	6-28, 2:51	MISS FG
4th - 11:53 (PUNT)	BUF 24	9-54, 5:08	FG	4th - 13:20 (KO)	CLE 25	3-(-7), 1:27	PUNT
4th - 4:11 (KO)	CLE 42	7-21, 2:15	FG	4th - 6:45 (KO)	CLE 25	9-70, 2:34	TD
4th - 0:19 (KO)	BUF 38	1-(-1), 0:19	GAME	4th - 1:56 (KO)	CLE 25	8-67, 1:37	TD

GAME 11

BILLS				LIONS			
RECEIVED	START	DRIVE	RESULT	RECEIVED	START	DRIVE	RESULT
1st - 14:02 (PUNT)	BUF 19	3-3, 1:01	PUNT	1st - 15:00 (KO)	DET 24	3-0, 0:58	PUNT
1st - 6:44 (KO)	BUF 25	10-75, 4:46	TD	1st - 13:01 (PUNT)	DET 39	12-53, 6:17	TD
2nd - 13:23 (FUM)	BUF 42	10-58, 5:28	TD	1st - 1:58 (KO)	DET 28	7-31, 3:35	FUMBLE
2nd - 1:52 (KO)	BUF 25	10-47, 1:52	FG	2nd - 7:55 (KO)	DET 24	15-71, 6:03	TD
3rd - 15:00 (KO)	BUF 25	10-56, 5:05	INT	3rd - 9:55 (INT)	DET 8	3-(-8), 0:50	SAFETY
3rd - 9:05 (KO)	BUF 35	4-10, 2:20	PUNT	3rd - 6:45 (PUNT)	DET 14	9-75, 4:48	MISS FG
3rd - 1:57 (MISS FG)	BUF 20	3-0, 1:01	PUNT	3rd - 0:56 (PUNT)	BUF 35	5-22, 2:09	TD
4th - 13:47 (KO)	BUF 25	8-22, 3:13	PUNT	4th - 10:34 (PUNT)	DET 9	5-35, 1:35	PUNT
4th - 8:59 (PUNT)	BUF 10	14-82, 6:19	TD	4th - 2:40 (KO)	DET 25	10-47, 2:17	FG
4th - 0:23 (KO)	BUF 25	4-48, 0:21	FG	4th - 0:02 (KO)		0-0, 0:02	FUMBLE

GAME 12

BILLS				PATRIOTS			
RECEIVED	START	DRIVE	RESULT	RECEIVED	START	DRIVE	RESULT
1st - 12:57 (PUNT)	BUF 33	9-52, 4:55	FG	1st - 15:00 (KO)	NE 20	3-9, 2:03	PUNT
1st - 4:46 (KO)	BUF 18	9-60, 4:50	TD	1st - 8:02 (KO)	NE 25	5-85, 3:16	TD
2nd - 13:13 (PUNT)	BUF 44	14-56, 7:46	TD	2nd - 14:56 (KO)	NE 9	3-15, 1:43	PUNT
2nd - 4:04 (PUNT)	BUF 29	3-2, 1:09	PUNT	2nd - 5:27 (KO)	NE 25	3-0, 1:23	PUNT
2nd - 2:03 (PUNT)	BUF 43	5-26, 0:43	FUMBLE	2nd - 2:55 (PUNT)	NE 15	3-3, 0:52	PUNT
2nd - 0:10(MISS FG)	BUF 38	2-(-1), 0:10	HALF	2nd - 1:20 (FUM)	NE 42	8-29, 1:10	MISS FG
3rd - 15:00 (KO)	BUF 25	7-43, 3:15	PUNT	3rd - 11:45 (PUNT)	NE 20	7-31, 3:19	PUNT
3rd - 8:26 (PUNT)	BUF 6	15-94, 8:55	TD	4th - 14:31 (KO)	NE 28	4-18, 2:21	PUNT
4th - 12:10 (PUNT)	BUF 12	6-26, 4:32	PUNT	4th - 7:38 (PUNT)	NE 22	17-60, 5:45	FG
4th - 1:53 (KO)	NE 45	3-(-3), 1:53	GAME				





# 2022 DRIVE CHART

GAME 13

BILLS				JETS			
RECEIVED	START	DRIVE	RESULT	RECEIVED	START	DRIVE	RESULT
1st - 15:00 (KO)	BUF 23	3-8, 1:31	PUNT	1st - 13:29 (PUNT)	NYJ 2	7-30, 5:02	PUNT
1st - 8:27 (PUNT)	BUF 33	5-16, 2:24	PUNT	1st - 6:03 (PUNT)	NYJ 20	6-26, 2:44	PUNT
1st - 3:19 (PUNT)	BUF 18	3-4, 0:53	PUNT	1st - 2:26 (PUNT)	BUF 48	3-(-9), 0:57	PUNT
1st - 1:29 (PUNT)	BUF 20	9-28, 4:27	PUNT	2nd - 12:02 (PUNT)	NYJ 6	5-18, 3:28	PUNT
2nd - 8:34 (PUNT)	50	3-2, 1:48	PUNT	2nd - 6:46 (PUNT)	NYJ 26	7-26, 3:42	PUNT
2nd - 3:04 (PUNT)	BUF 30	7-59, 2:38	TD	2nd - 0:26 (KO)	NYJ 24	1-4, 0:26	HALF
3rd - 9:59 (KO)	BUF 25	6-55, 2:39	TD	3rd - 15:00 (KO)	NYJ 28	10-72, 5:01	TD
3rd - 4:30 (FUM)	NYJ 44	5-34, 2:23	FG	3rd - 7:20 (KO)	NYJ 25	6-19, 2:50	FUMBLE
4th - 15:00 (PUNT)	BUF 48	5-21, 2:37	FG	3rd - 2:07 (KO)	NYJ 25	3-3, 2:07	PUNT
4th - 8:26 (PUNT)	BUF 8	3-1, 0:56	SAFETY	4th - 12:23 (KO)	NYJ 25	8-24, 3:57	PUNT
4th - 5:34 (FUM)	BUF 22	3-0, 2:21	PUNT	4th - 7:30 (KO)	NYJ 37	5-40, 1:56	FUMBLE
4th - 1:18 (KO)	BUF 29	3-5, 0:32	PUNT	4th - 3:13 (PUNT)	NYJ 36	9-55, 1:55	FG
4th - 0:26 (DOWNS)	NYJ 21	1-(-1), 0:26	GAME	4th - 0:46 (PUNT)	NYJ 21	4-0, 0:20	DOWNS

GAME 14

BILLS				DOLPHINS			
RECEIVED	START	DRIVE	RESULT	RECEIVED	START	DRIVE	RESULT
1st - 13:06 (PUNT)	BUF 7	5-28, 2:22	PUNT	1st - 15:00 (KO)	MIA 36	4-17, 1:54	PUNT
1st - 2:59 (KO)	BUF 25	4-75, 1:54	TD	1st - 10:44 (PUNT)	MIA 27	14-57, 7:45	FG
2nd - 14:47 (KO)	BUF 25	12-80, 6:29	TD	1st - 1:05 (KO)	MIA 25	5-68, 1:18	FG
2nd - 2:59 (KO)	BUF 18	12-67, 2:59	TD	2nd - 8:18 (KO)	MIA 25	10-75, 5:19	TD
3rd - 15:00 (KO)	BUF 18	3-6, 1:21	PUNT	3rd - 13:39 (PUNT)	MIA 27	3-73, 0:51	TD
3rd - 12:48 (KO)	BUF 25	5-42, 2:43	PUNT	3rd - 10:05 (PUNT)	MIA 11	5-23, 3:08	PUNT
3rd - 6:57 (PUNT)	BUF 2	3-2, 1:28	PUNT	3rd - 5:29 (PUNT)	50	6-35, 2:59	TD
3rd - 2:30 (KO)	BUF 35	5-10, 1:39	PUNT	3rd - 0:51 (PUNT)	MIA 10	3-7, 1:04	PUNT
4th - 14:47 (PUNT)	BUF 49	1-0, 0:08	FUMBLE	4th - 14:39 (FUM)	BUF 47	5-18, 2:43	FG
4th - 11:56 (KO)	BUF 25	7-71, 2:54	TD	4th - 9:02 (KO)	MIA 25	5-32, 3:06	PUNT
4th - 5:56 (PUNT)	BUF 7	15-65, 5:56	FG				

GAME 15

BILLS				BEARS			
RECEIVED	START	DRIVE	RESULT	RECEIVED	START	DRIVE	RESULT
1st - 9:41 (KO)	BUF 29	6-86, 3:19	TD	1st - 15:00 (KO)	CHI 36	8-74, 5:16	TD
1st - 2:44 (DOWNS)	BUF 34	7-48, 4:51	INT	1st - 6:22 (KO)	CHI 42	7-25, 3:38	DOWNS
2nd - 10:10 (PUNT)	BUF 2	3-2, 2:17	PUNT	2nd - 12:53 (INT)	CHI 34	5-1, 2:43	PUNT
2nd - 3:21 (KO)	BUF 34	8-46, 2:30	MISS FG	2nd - 7:53 (PUNT)	BUF 38	8-13, 2:09	FG
3rd - 15:00 (KO)	BUF 14	8-86, 4:09	TD	2nd - 0:51 (Miss FG)	CHI 28	2-(-1), 0:51	HALF
3rd - 8:44 (FUM)	CHI 35	3-35, 0:47	TD	3rd - 10:51 (KO)	CHI 25	4-3, 2:07	FUMBLE
3rd - 6:31 (PUNT)	BUF 33	3-13, 2:08	PUNT	3rd - 7:57 (KO)	CHI 25	3-5, 1:26	PUNT
3rd - 2:37 (PUNT)	BUF 38	4-29, 2:13	FUMBLE	3rd - 4:23 (PUNT)	CHI 11	3-2, 1:46	PUNT
4th - 12:59 (Downs)	BUF 14	2-3, 0:46	INT	3rd - 0:24 (FUM)	CHI 33	5-33, 2:25	DOWNS
4th - 10:19 (KO)	BUF 16	3-1, 1:06	PUNT	4th - 12:13 (INT)	BUF 18	4-1, 1:54	FG
4th - 7:21 (PUNT)	BUF 44	8-56, 3:36	TD	4th - 9:13 (PUNT)	CHI 21	3-3, 1:52	PUNT
4th - 2:08 (DOWNS)	CHI 20	4-20, 1:06	TD	4th - 3:45 (KO)	CHI 25	4-(-4), 1:37	DOWNS
				4th - 1:02 (KO)	CHI 25	5-25, 1:02	INT



# 2022 DRIVE CHART

GAME 17

BILLS				PATRIOTS			
RECEIVED	START	DRIVE	RESULT	RECEIVED	START	DRIVE	RESULT
1st - 15:00 (KO)		0-0, 0:14	TD	1st - 14:46 (KO)	NE 26	3(-7), 1:37	PUNT
1st - 13:09 (PUNT)	BUF 32	5-1, 2:40	PUNT	1st - 10:29 (PUNT)	NE 26	9-74, 4:44	TD
1st - 5:45 (KO)	BUF 25	13-75, 6:30	TD	2nd - 14:15 (KO)	NE 25	3-3, 1:31	PUNT
2nd - 12:44 (PUNT)	BUF 34	6-13, 3:28	PUNT	2nd - 9:16 (PUNT)	NE 26	9-74, 5:31	TD
2nd - 3:45 (KO)	BUF 28	11-57, 3:29	INT	2nd - 0:16 (INT)	NE 33	2(-4), 0:16	HALF
3rd - 9:26 (INT)	BUF 2	2-7, 0:52	FUMBLE	3rd - 15:00 (KO)	NE 19	10-60, 5:34	INT
3rd - 7:06 (KO)		0-0, 0:13	TD	3rd - 8:34 (FUM)	BUF 11	4-5, 1:28	FG
3rd - 4:37 (PUNT)	BUF 19	7-81, 3:02	TD	3rd - 6:53 (KO)	NE 39	5-14, 2:16	PUNT
4th - 11:37 (KO)	BUF 40	4-75, 2:46	TD	3rd - 1:35 (KO)	NE 15	8-90, 4:58	TD
4th - 4:52 (INT)	BUF 39	5-10, 1:27	PUNT	4th - 8:51 (KO)	NE 25	3-0, 0:29	PUNT
4th - 2:42 (INT)	NE 31	5-8, 2:42	GAME	4th - 8:22(Muff Punt)	BUF 35	6-23, 3:30	INT
				4th - 3:25 (PUNT)	NE 19	3-9, 0:43	INT

AFC WILD CARD

BILLS				DOLPHINS			
RECEIVED	START	DRIVE	RESULT	RECEIVED	START	DRIVE	RESULT
1st - 15:00 (KO)	BUF 25	6-38, 3:04	DOWNNS	1st - 11:56(DOWNS)	MIA 32	3-2, 0:59	PUNT
1st - 10:57 (PUNT)	BUF 27	5-73, 3:00	TD	1st - 7:57 (KO)	MIA 25	2-2, 4:17	INT
1st - 7:20 (INT)	MIA 23	4-18, 2:13	TD	1st - 5:07 (KO)	MIA 25	6-15, 2:30	PUNT
1st - 2:37 (PUNT)	BUF 33	11-57, 4:51	FG	2nd - 12:46 (KO)	MIA 40	10-38, 5:12	FG
2nd - 7:34 (KO)	BUF 25	3-22, 1:33	INT	2nd - 6:01 (INT)	BUF 48	8-23, 3:46	FG
2nd - 2:15 (KO)	BUF 28	3-2, 0:43	PUNT	2nd - 1:32 (PUNT)	BUF 27	4-13, 0:17	FG
2nd - 1:15 (KO)	BUF 25	3-11, 0:22	INT	2nd - 0:53 (INT)	BUF 18	4-18, 0:20	TD
2nd - 0:33 (KO)	BUF 25	6-54, 0:29	FG	2nd - 0:04 (KO)	MIA 25	1-0, 0:04	HALF
3rd - 14:07 (PUNT)	BUF 30	1(-17), 0:08	FUMBLE	3rd - 15:00 (KO)	MIA 25	3-1, 0:53	PUNT
3rd - 13:59 (KO)	BUF 24	6-29, 2:43	PUNT	3rd - 11:16 (PUNT)	MIA 20	3-4, 1:01	PUNT
3rd - 10:15 (PUNT)	BUF 32	3(-2), 1:29	PUNT	3rd - 8:46 (PUNT)	MIA 17	3(-9), 1:17	INT
3rd - 7:29 (INT)	MIA 33	5-33, 2:11	TD	3rd - 5:18 (KO)	MIA 24	4-13, 1:04	PUNT
3rd - 4:14 (PUNT)	BUF 32	5-68, 2:07	TD	3rd - 2:07 (KO)	MIA 25	11-67, 6:14	TD
4th - 10:53 (KO)	BUF 25	3(-3), 0:59	PUNT	4th - 9:54 (PUNT)	MIA 33	3-5, 1:31	PUNT
4th - 8:23 (PUNT)	BUF 10	6-32, 3:59	PUNT	4th - 4:24 (PUNT)	MIA 14	7-39, 2:02	DOWNNS
4th - 2:22 (DOWNNS)	MIA 43	4-8, 2:22	GAME				

AFC DIVISIONAL

BILLS				BENGALS			
RECEIVED	START	DRIVE	RESULT	RECEIVED	START	DRIVE	RESULT
1st - 11:40 (KO)	BUF 24	3-6, 1:38	PUNT	1st - 15:00 (KO)	CIN 21	6-79, 3:20	TD
1st - 3:47 (KO)	BUF 25	3-5, 1:36	PUNT	1st - 10:02 (PUNT)	CIN 28	10-67, 6:15	TD
1st - 0:06 (PUNT)	BUF 25	15-85, 7:41	TD	1st - 2:11 (PUNT)	CIN 33	6-14, 2:05	PUNT
2nd - 1:49 (KO)	BUF 20	7-39, 1:09	PUNT	2nd - 7:25 (KO)	CIN 25	14-70, 5:36	FG
3rd - 15:00 (KO)	BUF 28	14-65, 7:18	FG	2nd - 0:40 (PUNT)	CIN 9	6-44, 0:40	HALF
3rd - 1:17 (KO)	BUF 12	3-8, 1:15	PUNT	3rd - 7:42 (KO)	CIN 25	12-71, 6:25	TD
4th - 11:22 (KO)	BUF 25	10-64, 3:59	DOWNNS	3rd - 0:02 (PUNT)	CIN 37	9-35, 3:40	FG
4th - 2:32 (PUNT)	BUF 10	8-53, 1:30	INT	4th - 7:23 (DOWNNS)	CIN 16	8-33, 4:51	PUNT
				4th - 1:02 (INT)	CIN 2	2(-1), 1:02	GAME



# 2022 MISCELLANEOUS STATS

## BILLS WEEKLY NFL RANKINGS

WEEK	OFFENSE			DEFENSE		
	Rush	Pass	Total	Rush	Pass	Total
Week 1 at LAR	14	6	6	1	7	2
Week 2 vs. TEN	14†	4†	3	1	2	2
Week 3 at MIA	15	1	2	2	2	1
Week 4 at BAL	12	2	3	3	1	1
Week 5 vs. PIT	14	1	1	2	4	2
Week 6 at KC	17	1	1	1	11	2
Week 7 (BYE)	16	1	1	1	11	1
Week 8 vs. GB	14	1	1	4	9	3†
Week 9 at NYJ	13	3	1	6	7	4
Week 10 vs. MIN	10	2	1	7	14	8
Week 11 vs. CLE	9	3	2	8	20	13
Week 12 at DET	9	3	2	8	20	12†
Week 13 at NE	8	3	2	5	17	10
Week 14 vs. NYJ	8	6	2	4	19	9
Week 15 vs. MIA	8	5	2	6	18	9
Week 16 at CHI	8	7	2	4	15	7
Week 17 at CIN	7	6	2	4	14	5
Week 18 vs. NE	7	7	2	5	15	6

## PENALTY BREAKDOWN

UNIT	BILLS	OPPONENT
Total Penalties	92	89
Offensive	42	44
Defensive	43	35
Special Teams	7	10

## REPLAY CHALLENGES

	Challenges	Overtuned
BILLS	4	1
OPPONENTS	3	0

## FUMBLES/LOST

Allen, 13/5, Singletary 3/3, Cook 1/1, Davis 1/1, T. Jones 1/1, Morris 1/1, Moss 1/1, Crowder 1/0, Diggs 1/0, Hines 1/0

## LONGEST DRIVES

	BILLS	OPPONENTS
<b>MOST PLAYS</b>	<b>20</b> 9/25 @ MIA Field Goal	<b>17</b> 12/1 @ NE Field Goal
<b>MOST YARDS</b>	<b>98</b> 10/9 vs. PIT Touchdown	<b>95</b> 10/30 vs. GB Touchdown
<b>MOST TIME</b>	<b>8:55</b> 12/1 @ NE Touchdown	<b>9:08</b> 10/2 @ BAL Touchdown

## LONGEST TOUCHDOWN DRIVES

	BILLS	OPPONENTS
<b>MOST PLAYS</b>	<b>15</b> 12/1 @ NE Touchdown	<b>15</b> 11/24 @ DET Touchdown
<b>MOST YARDS</b>	<b>98</b> 10/9 vs. PIT Touchdown	<b>95</b> 10/30 vs. GB Touchdown
<b>MOST TIME</b>	<b>8:55</b> 12/1 @ NE Touchdown	<b>9:08</b> 10/2 @ BAL Touchdown

## FIRST DOWNS GAINED

Player	Rush	Rec.	Total
Stefon Diggs	0	72	72
Devin Singletary	42	15	57
Gabe Davis	0	35	35
Isaiah McKenzie	3	27	30
James Cook	24	5	29
Dawson Knox	0	25	25
Khalil Shakir	0	7	7
Quintin Morris	0	6	6
Jamison Crowder	0	4	4
Jake Kumerow	0	4	4
Zack Moss	3	1	4
Reggie Gilliam	0	4	4
Nyheim Hines	0	3	3
Isaiah Hodgins	0	2	2
John Brown	0	1	1
Tommy Sweeney	0	1	1
Duke Johnson	1	0	1





# 2022 BIG PLAYS

## 25+ YARDS PASSING, 10+ YARDS RUSHING

BILLS					OPPONENT				
DATE	OPP.	PLAY	RUN	PASS	DATE	OPP.	PLAY	RUN	PASS
Sep. 8	at LAR	Josh Allen to Gabe Davis		26†	Sep. 8	at LAR	Darrell Henderson run	18	
		Devin Singletary run	12				Matthew Stafford to Cooper Kupp		28
		Devin Singletary run	13		Sep. 25	at MIA	Tua Tagovailoa to Jaylen Waddle		32
		Josh Allen to Gabe Davis		47			Tua Tagovailoa to Jaylen Waddle		45
		Josh Allen to Stefon Diggs		53†	Oct. 2	at BAL	Lamar Jackson run	10	
		Josh Allen run	13				J.K. Dobbins run	16	
Sep. 19	TEN	Devin Singletary run	16				Lamar Jackson run	12	
		Josh Allen run	10				Justice Hill run	10	
		Josh Allen to Isaiah McKenzie		28			Justice Hill run	12	
		Josh Allen to Jake Kumerow		39			Justice Hill run	14	
		Josh Allen to Stefon Diggs		46†			Lamar Jackson run	18	
		Zack Moss run	17		Oct. 9	PIT	Kenny Pickett to George Pickens		29
		James Cook run	33				Kenny Pickett run	10	
Sep. 25	at MIA	Josh Allen to Stefon Diggs		28			Jaylen Warren run	10	
		Josh Allen to Stefon Diggs		27			Jaylen Warren run	12	
		Josh Allen run	19		Oct. 16	at KC	Patrick Mahomes to Mecole Hardman		26
		Zack Moss run	43				Patrick Mahomes to Travis Kelce		25
		Josh Allen run	11				Patrick Mahomes to Juju Smith-Schuster		42†
Oct. 2	at BAL	Josh Allen run	20				Clyde Edwards-Helaire run	11	
		Devin Singletary run	18				Patrick Mahomes to Juju Smith-Schuster		41
		Josh Allen Run	11				Patrick Mahomes run	10	
Oct. 9	PIT	Josh Allen to Gabe Davis		98†	Oct. 30	GB	Aaron Jones run	13	
		Josh Allen to Khalil Shakir		31			Aaron Jones run	11	
		Josh Allen run	16				Aaron Jones run	32	
		Josh Allen to Isaiah Hodgins		26			Aaron Jones run	11	
		Josh Allen to Quintin Morris		26			AJ Dillon run	27	
		Josh Allen to Gabe Davis		62†			Aaron Rodgers to Romeo Doubs		26
		Devin Singletary run	23				Aaron Rodgers run	11	
		Josh Allen run	21				Aaron Rodgers to Samori Toure		37†
		Josh Allen to Stefon Diggs		41	Nov. 6	at NYJ	Ty Johnson run	12	
		James Cook run	24				Michael Carter run	25	
Oct. 16	at KC	Devin Singletary run	10				Zach Wilson run	13	
		Josh Allen to Stefon Diggs		31			James Robinson run	16	
		Devin Singletary run	14				Michael Carter run	17	
		Josh Allen to Stefon Diggs		30			Michael Carter run	15	
		Josh Allen to Gabe Davis		34†	Nov. 13	MIN	Kirk Cousins to Justin Jefferson		46
		Josh Allen run	16				Dalvin Cook run	11	
Oct. 30	GB	Devin Singletary run	30				Dalvin Cook run	81†	
		Josh Allen run	20				Kirk Cousins run	15	
		Devin Singletary run	16				Kirk Cousins to Justin Jefferson		32
		Josh Allen to Stefon Diggs		26†			Dalvin Cook run	10	
		James Cook run	17				Dalvin Cook run	10	
		Josh Allen to Stefon Diggs		53	Nov. 20	CLE	Jacoby Brissett run	22	
		Josh Allen to Gabe Davis		29			Jacoby Brissett to Amari Cooper		25†
		Josh Allen run	10				Jacoby Brissett to Nick Chubb		26



# 2022 BIG PLAYS

## 25+ YARDS PASSING, 10+ YARDS RUSHING

BILLS					OPPONENT				
DATE	OPP.	PLAY	RUN	PASS	DATE	OPP.	PLAY	RUN	PASS
Oct. 30	GB	Josh Allen run	10		Nov. 20	CLE	Nick Chubb Run	12	
		Josh Allen to James Cook		41			Kareem Hunt run	11	
Nov. 6	at NYJ	Josh Allen to Stefon Diggs		42			Jacoby Brissett to D. Peoples-Jones		27
		Josh Allen run	12		Nov. 24	at DET	Jared Goff to Amon-Ra St. Brown		26
		Josh Allen run	36†				Jamaal Williams run	27	
Nov. 13	MIN	Devin Singletary run	21				Justin Jackson run	11	
		Josh Allen run	12		Dec. 1	at NE	Mac Jones to Marcus Jones		48†
		Isaiah McKenzie run	18				Rhamondre Stevenson run	16	
		Josh Allen run	25				Rhamondre Stevenson run	14	
		Josh Allen to Stefon Diggs		25			Rhamondre Stevenson run	11	
		Josh Allen run	18		Dec. 11	NYJ	Zonovan Knight run	10	
		Josh Allen run	20				Zonovan Knight run	10	
Nov. 20	CLE	James Cook run	16				Mike White to Braxton Berrios		25
		Josh Allen to Gabe Davis		28			Zonovan Knight run	13†	
		James Cook run	17				Zonovan Knight run	13	
		Devin Singletary run	13		Dec. 17	MIA	Raheem Mostert run	13	
		James Cook run	29				Raheem Mostert run	67	
		Devin Singletary run	18				Tua Tagovailoa to Jaylen Waddle		32
		Devin Singletary run	11				Tua Tagovailoa to Jaylen Waddle		67†
Nov. 24	at DET	Josh Allen run	21				Raheem Mostert run	11	
		Devin Singletary run	19		Dec. 24	at CHI	David Montgomery run	28	
		Josh Allen to Isaiah McKenzie		27			David Montgomery run	10	
		Josh Allen to Isaiah McKenzie		30			Justin Fields to Velus Jones		44
		Devin Singletary run	15		Jan. 8	NE	Rhamondre Stevenson run	18	
		Josh Allen to Stefon Diggs		36			Rhamondre Stevenson run	16	
Dec. 1	at NE	James Cook run	28				Damien Harris run	19	
		Devin Singletary run	11				Rhamondre Stevenson run	10	
Dec. 11	NYJ	Devin Singletary run	11				Mac Jones to DeVante Parker		26†
		Josh Allen run	16				Damien Harris run	13	
		Josh Allen run	11						
		Josh Allen to Stefon Diggs		32					
		Devin Singletary run	16						
Dec. 17	MIA	Josh Allen to Dawson Knox		45					
		Josh Allen run	13						
		James Cook run	16						
		Josh Allen run	44						
Dec. 24	at CHI	Josh Allen run	10						
		James Cook run	24						
		Devin Singletary run	15						
		Josh Allen run	15						
		James Cook run	15						
		Josh Allen run	11						
		Devin Singletary run	33†						
		James Cook run	27†						
		Devin Singletary run	26						



# 2022 BIG PLAYS

## 25+ YARDS PASSING, 10+ YARDS RUSHING

BILLS					OPPONENT				
DATE	OPP.	PLAY	RUN	PASS	DATE	OPP.	PLAY	RUN	PASS
Jan. 8	NE	Devin Singletary run	18						
		James Cook run	10						
		Josh Allen to Khalil Shakir		28					
		Josh Allen to John Brown		42t					
		Josh Allen to Stefon Diggs		49t					
Jan. 15	MIA	Josh Allen to Stefon Diggs		52	Jan. 15	MIA	Skylar Thompson to Jaylen Waddle		25
		James Cook run	12t						
		James Cook run	13						
		Josh Allen to Gabe Davis		33					
		Devin Singletary run	13						
		Josh Allen run	12						
		Josh Allen to Cole Beasley		29					
		Josh Allen to Khalil Shakir		31					
Jan. 22	CIN	Josh Allen to Gabe Davis		25	Jan. 22	CIN	Joe Mixon run	10	
		Josh Allen to Dawson Knox		32			Joe Burrow to Ja'Marr Chase		28t
							Joe Mixon run	16	
							Joe Mixon run	11	
							Joe Burrow run	21	
							Samaje Perine run	11	





# 2022 THIRD DOWN & RED ZONE

BILLS THIRD-AND...						
Date	Opp.	1-3	4-6	7-9	10+	TOTAL
9/8	at LAR	2-2	4-5	3-3	0-0	9-10
9/19	vs. Ten	2-5	0-2	3-6	0-0	5-13
9/25	at Mia	5-7	3-3	2-5	1-3	11-18
10/2	at Bal	2-4	0-1	2-5	0-1	4-11
10/9	vs. Pit	0-0	3-5	0-1	2-3	5-9
10/16	at KC	3-6	0-0	0-3	1-2	4-11
10/30	vs. GB	1-2	0-1	0-2	1-2	2-7
11/6	at NYJ	4-4	3-3	0-1	1-5	8-13
11/13	vs. Min	4-7	0-0	0-1	3-5	7-13
11/20	vs. Cle	2-4	0-0	0-3	1-4	3-11
11/24	at Det	4-4	2-2	0-2	1-4	7-12
12/1	at NE	5-6	2-2	1-2	1-5	9-15
12/11	vs. NYJ	0-3	1-3	0-2	1-5	2-13
12/17	vs. Mia	5-6	2-3	0-2	1-3	8-14
12/24	at Chi	4-4	1-1	1-5	0-1	6-11
1/2	at Cin					
1/8	vs. NE	5-5	0-1	1-2	1-4	7-12
	<b>TOTALS</b>	<b>48-69</b>	<b>21-32</b>	<b>12-43</b>	<b>15-47</b>	<b>97-193</b>
	<b>PCT.</b>	<b>69.6%</b>	<b>65.6%</b>	<b>27.9%</b>	<b>31.9%</b>	<b>50.3%</b>

OPPONENTS THIRD-AND...						
Date	Opp.	1-3	4-6	7-9	10+	TOTAL
9/8	at LAR	3-3	2-4	1-1	0-5	6-13
9/19	vs. Ten	2-5	1-1	0-1	1-5	4-12
9/25	at Mia	2-4	0-0	0-0	1-4	3-8
10/2	at Bal	2-2	1-4	2-3	1-4	6-13
10/9	vs. Pit	1-1	2-6	1-4	1-4	5-15
10/16	at KC	1-2	0-1	2-4	1-4	4-11
10/30	vs. GB	4-4	2-2	0-2	0-4	6-12
11/6	at NYJ	3-6	1-3	1-3	0-1	5-13
11/13	vs. Min	1-2	1-3	1-4	4-8	7-17
11/20	vs. Cle	1-2	1-1	0-1	2-7	4-11
11/24	at Det	4-5	0-3	2-3	0-4	6-15
12/1	at NE	2-3	0-2	1-2	0-5	3-12
12/11	vs. NYJ	2-3	1-2	1-1	4-11	8-17
12/17	vs. Mia	1-6	3-4	1-1	0-3	5-14
12/24	at Chi	1-2	1-4	0-1	0-5	2-12
1/2	at Cin					
1/8	vs. NE	3-5	1-2	0-4	0-2	4-13
	<b>TOTALS</b>	<b>33-55</b>	<b>17-42</b>	<b>13-35</b>	<b>15-76</b>	<b>78-209</b>
	<b>PCT.</b>	<b>60%</b>	<b>40.5%</b>	<b>37.1%</b>	<b>19.7%</b>	<b>37.5%</b>

BILLS RED ZONE						
Date	Opp.	ATT	TD	FG	PTS	TD%
9/8	at LAR	2	2	0	14	100%
9/19	vs. Ten	5	3	1	24	60%
9/25	at Mia	4	2	1	17	50%
10/2	at Bal	3	2	1	17	66.7%
10/9	vs. Pit	4	1	1	10	25%
10/16	at KC	4	2	0	14	50%
10/30	vs. GB	4	2	1	17	50%
11/6	at NYJ	2	1	0	7	50%
11/13	vs. Min	6	3	2	27	50%
11/20	vs. Cle	5	2	3	22	40%
11/24	at Det	4	3	0	20	75%
12/1	at NE	3	3	0	21	100%
12/11	vs. NYJ	1	1	0	7	100%
12/17	vs. Mia	5	4	1	32	80%
12/24	at Chi	4	3	0	20	75%
1/2	at Cin					
1/8	vs. NE	2	1	0	7	50%
	<b>TOTALS</b>	<b>58</b>	<b>35</b>	<b>11</b>	<b>276</b>	<b>60.3%</b>

OPPONENTS RED ZONE						
Date	Opp.	ATT	TD	FG	PTS	TD%
9/8	at LAR	2	1	0	7	50%
9/19	vs. Ten	1	1	0	7	100%
9/25	at Mia	3	3	0	21	100%
10/2	at Bal	4	2	1	17	50%
10/9	vs. Pit	4	0	1	3	0%
10/16	at KC	2	1	0	7	50%
10/30	vs. GB	2	1	1	10	50%
11/6	at NYJ	5	2	1	17	40%
11/13	vs. Min	4	1	2	12	25%
11/20	vs. Cle	4	2	1	16	50%
11/24	at Det	4	3	0	22	75%
12/1	at NE	1	0	1	3	0%
12/11	vs. NYJ	2	1	1	10	50%
12/17	vs. Mia	3	1	2	13	33.3%
12/24	at Chi	4	1	2	13	25%
1/2	at Cin					
1/8	vs. NE	4	2	1	17	50%
	<b>TOTALS</b>	<b>49</b>	<b>22</b>	<b>14</b>	<b>195</b>	<b>44.9%</b>



# 2022 PLAYOFFS

## THIRD DOWN & RED ZONE

### BILLS THIRD-AND...

Date	Opp.	1-3	4-6	7-9	10+	TOTAL
1/15	vs. MIA	3-3	2-3	3-6	1-4	9-16
1/22	vs. CIN	2-4	2-5	0-1	0-2	4-12
	<b>TOTALS</b>	<b>5-7</b>	<b>4-8</b>	<b>3-7</b>	<b>1-6</b>	<b>13-28</b>
	<b>PCT.</b>	<b>71.4%</b>	<b>50%</b>	<b>42.9%</b>	<b>16.7%</b>	<b>46.4%</b>

### BILLS RED ZONE

Date	Opp.	ATT	TD	FG	PTS	TD%
1/15	vs. MIA	4	3	1	24	75%
1/22	vs. CIN	3	1	1	10	33.3%
	<b>TOTALS</b>	<b>7</b>	<b>4</b>	<b>2</b>	<b>34</b>	<b>57.1%</b>

### OPPONENTS THIRD-AND...

Date	Opp.	1-3	4-6	7-9	10+	TOTAL
1/15	vs. MIA	3-4	0-1	0-4	2-7	4-16
1/22	vs. CIN	2-3	1-2	1-2	2-3	6-10
	<b>TOTALS</b>	<b>5-7</b>	<b>1-3</b>	<b>1-6</b>	<b>4-10</b>	<b>10-26</b>
	<b>PCT.</b>	<b>71.4%</b>	<b>33.3%</b>	<b>16.7%</b>	<b>40%</b>	<b>38.5%</b>

### OPPONENTS RED ZONE

Date	Opp.	ATT	TD	FG	PTS	TD%
1/15	vs. MIA	4	2	2	21	50%
1/22	vs. CIN	4	2	2	20	50%
	<b>TOTALS</b>	<b>8</b>	<b>4</b>	<b>4</b>	<b>41</b>	<b>50%</b>



# 2022 TURNOVER BREAKDOWN

## BILLS TAKEAWAYS

DATE	OPP.	TURNOVER	YARD LINE	QTR	RESULT
Sep. 8	at LAR	Dane Jackson INT (Matthew Stafford)	BUF 32	2nd	FG
		Jordan Poyer INT (Matthew Stafford)	BUF 41	4th	TD
		Boogie Basham INT (Matthew Stafford)	LAR 37	4th	FUM
Sep. 19	TEN	Tyrel Dodson fumble recovery (Kyle Philips muffed punt)	TEN 20	3rd	FG
		Jordan Poyer INT (Ryan Tannehill)	BUF 49	3rd	TD
		Matt Milano INT (Ryan Tannehill)	TEN 43	3rd	TD (6)
		Boogie Basham fumble recovery (Malik Willis)	BUF 35	4th	PUNT
Sep. 25	at MIA	NONE			
Oct. 2	at BAL	Jordan Poyer INT (Lamar Jackson)	50	4th	PUNT
		Jordan Poyer INT (Lamar Jackson)	BUF 20	4th	FG
Oct. 9	PIT	Taron Johnson fumble recovery (James Pierre muffed KO)	PIT 21	1st	MISSED FG
		Kaiir Elam INT (Kenny Pickett)	BUF 38	2nd	HALF
Oct. 16	at KC	Kaiir Elam INT (Patrick Mahomes)	BUF 20	1st	FG
		Taron Johnson INT (Patrick Mahomes)	KC 30	4th	GAME
Oct. 30	GB	Matt Milano INT (Aaron Rodgers)	GB 42	4th	INT
Nov. 6	at NYJ	A.J. Epenesa fumble recovery (Zach Wilson)	BUF 39	3rd	INT
Nov. 13	MIN	Dane Jackson INT (Kirk Cousins)	MIN 36	1st	FG
		Christian Benford INT (Kirk Cousins)	BUF 42	2nd	PUNT
Nov. 20	CLE	Matt Milano fumble recovery (Jacoby Brissett)	BUF 48	2nd	FG
Nov. 24	at DET	Ed Oliver fumble recovery (Jamaal Williams)	BUF 42	2nd	TD
		Quintin Morris fumble recovery (C.J. Moore)	DET 32	4th	GAME
Dec. 1	at NE	NONE			
Dec. 11	NYJ	Daquan Jones fumble recovery (Michael Carter)	BUF 44	3rd	FG
		Matt Milano fumble recovery (Joe Flacco)	BUF 22	4th	PUNT
Dec. 17	MIA	NONE			
Dec. 24	at CHI	Tim Settle fumble recovery (David Montgomery)	CHI 35	3rd	TD
		Jaquan Johnson INT (Nathan Peterman)	BUF 20	4th	GAME
Jan. 8	NE	Tre'Davious White INT (Mac Jones)	BUF 2	3rd	FUM
		Matt Milano INT (Mac Jones)	BUF 39	4th	PUNT
		Tremaine Edmunds (Mac Jones)	NE 31	4th	GAME

**TOTALS: 27 takeaways for 54 points**

## PLAYOFFS

DATE	OPP.	TURNOVER	YARD LINE	QTR	RESULT
Jan. 15	MIA	Dean Marlowe INT (Skylar Thompson)	MIA 27	1st	TD
		Kaiir Elam INT (Skylar Thompson)	MIA 33	3rd	TD
Jan. 22	CIN	NONE			

**TOTALS: 2 takeaways for 14 points**





# 2022 TURNOVER BREAKDOWN

## BILLS GIVEAWAYS

DATE	OPP.	TURNOVER	YARD LINE	QTR	RESULT
Sep. 8	at LAR	Terrell Lewis INT (Josh Allen)	LAR 24	1st	PUNT
		James Cook fumble	BUF 36	2nd	INT
		Troy Hill INT (Josh Allen)	BUF 45	2nd	FG
		Zack Moss fumble	LAR 18	4th	DOWNS
Sep. 19	TEN	NONE			
Sep. 25	at MIA	Josh Allen fumble	BUF 6	1st	TD
Oct. 2	at BAL	Marlon Humphrey INT (Josh Allen)	BUF 34	1st	TD
		Devin Singletary fumble	BUF 36	1st	FG
Oct. 9	PIT	Levi Wallace INT (Josh Allen)	PIT 20	2nd	PUNT
		Quintin Morris fumble	PIT 20	3rd	MISSED FG
Oct. 16	at KC	Josh Allen fumble	KC 11	1st	INT
Oct. 30	GB	Rasul Douglas INT (Josh Allen)	GB 46	4th	INT
		Jaire Alexander INT (Josh Allen)	GB 5	4th	TD
Nov. 6	at NYJ	Jordan Whitehead INT (Josh Allen)	NYJ 14	1st	PUNT
		Sauce Gardner INT (Josh Allen)	BUF 19	3rd	TD
Nov. 13	MIN	Devin Singletary fumble	MIN 34	2nd	DOWNS
		Patrick Peterson INT (Josh Allen)	MIN 7	4th	TD
		Josh Allen fumble	BUF 1	4th	TD
		Patrick Peterson INT (Josh Allen)	MIN 20	OT	GAME
Nov. 20	CLE	NONE			
Nov. 24	at DET	Alex Anzalone INT (Josh Allen)	DET 8	3rd	SAFETY
Dec. 1	at NE	Josh Allen fumble	NE 42	2nd	MISSED FG
Dec. 11	NYJ	NONE			
Dec. 17	MIA	Josh Allen fumble	BUF 47	4th	FG
Dec. 24	at CHI	Kyler Gordon INT (Josh Allen)	CHI 34	2nd	PUNT
		Nicholas Morrow INT (Josh Allen)	BUF 18	4th	FG
		Gabe Davis fumble	CHI 33	3rd	DOWNS
Jan. 8	NE	Devin McCourty INT (Josh Allen)	NE 33	2nd	HALF
		Devin Singletary fumble	BUF 11	3rd	FG
		Taiwan Jones muffed punt	BUF 35	4th	INT

**TOTALS: 27 giveaways for 57 points**

## PLAYOFFS

DATE	OPP.	TURNOVER	YARD LINE	QTR	RESULT
Jan. 15	MIA	Xavian Howard INT (Josh Allen)	BUF 47	2nd	FG
		Jevon Holland INT (Josh Allen)	BUF 36	2nd	TD
		Josh Allen fumble	BUF 30	3rd	TD (6)
Jan. 22	CIN	Cam Taylor-Britt INT (Josh Allen)	BUF 10	4th	GAME

**TOTALS: 4 giveaways for 16 points**



# THE LAST TIME....

BY BILLS	GMS SINCE	DATE/OPPONENT
Last Safety:	5	11/24/2022 at DET (Jared Goff sacked by Ed Oliver)
Last Own FG Blocked:	11	10/09/2022 vs. PIT (Tyler Bass; 49 yds)
Last Missed PAT:	1	12/24/2022 at CHI (Tyler Bass)
Last Own PAT Blocked:	58	10/27/2019 vs. PHI
Last 2-pt Conversion:	1	12/24/2022 vs. MIA (Josh Allen to Khalil Shakir)
Last Opening-Drive TD:	11	10/09/2022 vs. PIT
Last Turnover on Red-Zone Drive:	0	01/8/2022 vs. NE (Josh Allen interception)
Last Shutout of Opp:	29	10/3/2021 vs. HOU (W, 40-0)
Last Shutout of Opp in 1st Half:	3	12/11/2022 vs. NYJ (W, 20-12)
Last 40+ Point Game:	14	09/19/2022 vs. TEN (W, 41-7)
Last 50+ Point Game:	32	01/2/2021 vs. MIA (W, 56-26)
Last 300+ Yd Passer:	2	12/17/2022 vs. MIA (Josh Allen; 304)
Last 100+ Yd Rusher:	1	12/24/2022 at CHI (Devin Singletary; 106)
Last 100+ Yd Receiver:	0	01/08/2022 vs. NE (Stefon Diggs; 104)
Last Rush of 50+ Yds:	35	12/19/2020 at DEN (Devin Singletary; 51 TD)
Last Completion of 50+ yds:	9	10/30/2022 vs. GB (Josh Allen to Stefon Diggs; 53)
Last TD Pass of 40+ yds:	0	1/08/2022 vs. ME (Josh Allen to Stefon Diggs; 49 TD)
Last TD Rush of 20+ yds:	1	12/24/2022 at CHI (Devin Singletary; 33 TD)
Last Fumble Return for TD:	35	12/19/2020 at DEN (Jerry Hughes; 21 FR)
Last Blocked FG Return TD:	524	09/30/1990 vs. DEN (Cornelius Bennett; 80 yds)
Last Blocked Punt Return TD:	135	11/24/2014 vs. NYJ (Manny Lawson; 0 yds)
Last Interception Return TD:	14	09/19/2022 vs. TEN (Matt Milano; 43 TD)
Last Kickoff Return TD:	0	01/08/2022 vs. NE (Nyheim Hines; 96 yds & 101 yds)
Last Punt Return TD:	33	01/03/2021 vs. MIA (Isaiah McKenzie; 84 TD)
Last Successful Onside Kick:	88	11/02/2017 at NYJ (8 attempts since)
Last 2 Interception+ Game:	12	10/02/2022 at BAL (Jordan Poyer; 2)
Last Punt Blocked:	16	01/09/2022 vs. NYJ (Cam Lewis)
Last 3+ Rushing TD Performance:	107	10/16/2016 vs. SF (LeSean McCoy; 3)
Last 3+ Receiving TD Performance:	14	09/19/2022 vs. TEN (Stefon Diggs; 3)
Last 4+ TD Passing Performance:	2	12/17/2022 vs. MIA (Josh Allen; 4)
Last 3+ Sack Performance:	60	10/6/2019 at TEN (Jordan Phillips; 3.0)



# THE LAST TIME....

BY OPPONENT	GMS SINCE	DATE/OPPONENT
Last Safety:	3	12/11/2022 vs. NYJ (Blocked punt)
Last Own FG Blocked:	6	11/20/2022 vs. CLE (Cade York; 34 yards)
Last Missed PAT:	7	11/13/2022 vs. MIN (Greg Joseph)
Last Own PAT Blocked:	163	12/16/2012 vs. SEA
Last 2-pt Conversion:	5	11/24/2022 at DET (D. Swift run)
Last Opening-Drive TD:	1	12/24/2022 at CHI
Last Turnover on Red-Zone Drive:	7	11/06/2022 at NYJ (Zach Wilson fumble)
Last Shutout of Opp:	77	09/30/2018 at GB (0-22)
Last Shutout of Opp in 1st Half:	49	12/29/2019 vs. NYJ (0-3)
Last 40+ Point Game:	23	11/21/2021 vs. IND (L, 15-41)
Last 50+ Point Game:	87	11/19/2017 at LAC (L, 24-54)
Last 300+ Yd Passer:	6	11/20/2022 vs. CLE (Jacoby Brissett; 324)
Last 100+ Yd Rusher:	2	12/17/2022 vs. MIA (Raheem Mostert; 136)
Last 100+ Yd Receiver:	2	12/17/2022 vs. MIA (Jaylen Waddle; 114)
Last Rush of 50+ Yds:	2	12/17/2022 vs. MIA (Raheem Mostert; 67)
Last Completion of 50+ yds:	2	12/17/2022 vs. MIA (Tagovailoa to Waddle; 67 TD)
Last TD Pass of 40+ yds:	2	12/17/2022 vs. MIA (Tagovailoa to Waddle; 67 TD)
Last TD Rush of 20+ yds:	7	11/13/2022 vs. MIN (Dalvin Cook; 81)
Last Fumble Return for TD:	7	11/13/2022 vs. MIN (Eric Kendricks; 0 yds)
Last Blocked FG Return TD:	817	11/08/1970 vs. CIN (Lemar Parrish; 83 yds)
Last Blocked Punt Return TD:	32	09/12/2021 vs. PIT (U. Gilbert; 9 yds)
Last Interception Return TD:	64	09/08/2019 at NYJ (C.J. Mosley; 17 yds)
Last Kickoff Return TD:	55	11/17/2019 at MIA (Jakeem Grant; 101 yds)
Last Punt Return TD:	156	10/03/2013 at CLE (Travis Benjamin; 79 yds)
Last Successful Onside Kick:	55	11/17/2019 at MIA (4 att. since)
Last 2 Interception+ Game:	7	11/13/2022 vs. MIN (Patrick Peterson; 2)
Last Punt Blocked:	3	12/11/2022 vs. NYJ (Jermaine Johnson)
Last 3+ Rushing TD Performance:	18	12/26/2021 at NE (Damien Harris; 3)
Last 3+ Receiving TD Performance:	351	09/23/2001 at IND (Marvin Harrison; 3)
Last 4+ TD Passing Performance:	74	10/21/2018 at IND (Andrew Luck; 4)
Last 3+ Sack Performance:	38	11/29/2020 vs. LAC (Joey Bosa; 3.0)





# BILLS 31, RAMS 10

## THURSDAY, SEPTEMBER 8, 2022 - SOFI STADIUM



**Josh Allen**

### TEAM STATISTICS

BUF		LAR
23	First Downs	19
413	Net Yards Gained	243
25/121	Rushes/Yards	18/52
292	Net Yards Passing	191
31/26/2	Att/Comp/INT	41/29/3
2/5	Sacked/Yards Lost	7/49
0/0.0	Punts/Average	4/45.3
2/2	Fumbles/Lost	1/0
5/35	Penalties/Yards	4/30
31:14	Time of Possession	28:46
9-10	3rd Down Efficiency	6-13
4	Turnovers	3

### RAMS STATISTICS

#### RUSHING

D.Henderson 13-47, B.Powell 1-3, M.Stafford 1-2, C.Akers 3-0

#### RECEIVING

C.Kupp 13-128-1TD, T.Higbee 5-39, D.Henderson 5-26, B.Skowronek 4-25, A.Robinson 1-12, B.Powell 1-10

#### PASSING

M.Stafford 29-41-240-1 TD-3 INT-63.1 QB Rating

#### DEFENSE

Sacks: A.Donald 1, B.Wagner 1  
Interceptions: T.Hill 1, T.Lewis 1

#### FIELD GOALS

M.Gay (57)

### SCORING RECAP

	1st	2nd	3rd	4th	Pts
Buffalo	7	3	7	14	31
LA Rams	0	10	0	0	10

- BUF - G.Davis 26 yd. pass from J.Allen (T.Bass kick) (9-75, 5:04)
- BUF - T.Bass 41 yd. Field Goal (8-45, 4:07)
- LAR - C.Kupp 4 yd. pass from M.Stafford (M.Gay kick) (11-60, 5:48)
- LAR - M.Gay 57 yd. Field Goal (8-6, 1:53)
- BUF - I.McKenzie 7 yd. pass from J.Allen (T.Bass kick) (8-58, 5:03)
- BUF - J.Allen 4 yd. run (T.Bass kick) (13-89, 6:44)
- BUF - S.Diggs 53 yd. pass from J.Allen (T.Bass kick) (3-59, 1:36)

### NOTES

- Josh Allen's completion percentage of 83.9% broke the Bills single-game record set by Trent Edwards in 2008. Allen became the first QB in NFL history with 250+ pass yds., 50+ rush yds., 3 passing TDs, 1 rushing TD, an 80%+ completion percentage, and a win in a game.
- The Bills became the first team in NFL history with 7+ sacks, 3+ interceptions and 0 punts in one game.
- In his Bills debut, Von Miller (2 sacks) recorded his 4th multi-sack outing in 10 season-opening games. The Bills posted 7 total sacks, their most ever in a season opener.
- The Bills played in their first-ever NFL season opening Thursday night game. Allen played his first NFL game in his home state of California.

### BILLS STATISTICS

#### RUSHING

J.Allen 10-56-1TD, D.Singletery 8-48, Z.Moss 6-15, J.Cook 1-2

#### RECEIVING

S.Diggs 8-122-1TD, Z.Moss 6-21, G.Davis 4-88-1TD, J.Crowder 3-28, I.McKenzie 2-19-1TD, D.Singletery 2-14, D.Knox 1-5

#### PASSING

J.Allen 26-31-297-3 TD-2 INT-112.0 QB Rating

#### DEFENSE

Sacks: V.Miller 2, A.Epenesa 1.5, J.Phillips, 1.5, G.Rousseau 1, B.Basham 1  
Interceptions: J.Poyer 1, D.Jackson 1, B.Basham 1

#### FIELD GOALS

T.Bass (41)

Referee: Carl Cheffers

Weather: 88 degrees, cloudy, winds W 8 mph

NBC Sports: Mike Tirico, Cris Collinsworth, Melissa Stark

Kickoff: 8:23 pm Length of game: 2:46



# BILLS 41, TITANS 7

## MONDAY, SEPTEMBER 19, 2022 - HIGHMARK STADIUM



**Stefon Diggs**

### TEAM STATISTICS

BUF		TEN
23	First Downs	12
414	Net Yards Gained	187
24/101	Rushes/Yards	27/80
313	Net Yards Passing	107
40/26/0	Att/Comp/INT	24/12/2
1/4	Sacked/Yards Lost	2/16
3/48.3	Punts/Average	6/55.5
0/0	Fumbles/Lost	3/2
8/49	Penalties/Yards	9/87
31:34	Time of Possession	28:26
5-13	3rd Down Efficiency	4-12
0	Turnovers	4

### TITANS STATISTICS

#### RUSHING

H.Haskins 9-37, D.Henry 13-25-1TD, M.Willis 4-16, R.Tannehill 1-2

#### RECEIVING

T.Burks 4-47, R.Woods 4-39, A.Hooper 1-19, N.Westbrook-Ikhine 1-13, K.Phillips 1-5, H.Haskins 1-0

#### PASSING

R.Tannehill 11-20-117-0 TD-2 INT-32.7 QB Rating  
M.Willis 1-4-6-0 TD-0 INT-39.6 QB Rating

#### DEFENSE

Sacks: D.Autry 1  
Interceptions: None

#### FIELD GOALS

None

### SCORING RECAP

	1st	2nd	3rd	4th	Pts
Tennessee	7	0	0	0	7
Buffalo	7	10	24	0	41

- BUF - R.Gilliam 11 yd. pass from J.Allen (T.Bass kick) (12-75, 5:53)
- TEN - D.Henry 2 yd. run (R.Bullock kick) (9-75, 3:44)
- BUF - T.Bass 49 yd. Field Goal (6-51, 2:34)
- BUF - S.Diggs 4 yd. pass from J.Allen (T.Bass kick) (8-77, 4:10)
- BUF - S.Diggs 46 yd. pass from J.Allen (T.Bass kick) (7-80, 2:26)
- BUF - T.Bass 37 yd. Field Goal (4-1, 0:50)
- BUF - S.Diggs 14 yd. pass from J.Allen (T.Bass kick) (4-51, 1:13)
- BUF - M.Milano 43 yd. interception return (T.Bass kick)

### NOTES

- Matt Milano recorded the first interception return for a touchdown by a Bills linebacker since September 27, 2015, when Preston Brown scored at Miami on a 43-yard return.
- The Bills tied a franchise record for most points on Monday Night Football (41 at Miami on November 18, 1991).
- Stefon Diggs tied a career-high with 3 receiving TDs.
- Titans RB Derrick Henry was held to the 2nd fewest rushing yards of his career when having 13+ carries (he was 13-13 at Cleveland on 10/22/17).

### BILLS STATISTICS

#### RUSHING

J.Cook 11-53, D.Singletery 6-19, Z.Moss 3-17, J.Allen 1-10, C.Keenum 3-2

#### RECEIVING

S.Diggs 12-148-3TD, D.Knox 4-41, J.Kumerow 2-50, I.McKenzie 2-37, R.Gilliam 2-17-1TD, D.Singletery 2-2, J.Crowder 1-16, Q.Morris 1-6

#### PASSING

J.Allen 26-38-317-4 TD-0 INT-128.9 QB Rating  
C.Keenum 0-2-0-0 TD-0 INT-39.6 QB Rating

#### DEFENSE

Sacks: G.Rousseau 1, T.Edmunds 1  
Interceptions: J.Poyer 1, M.Milano 1

#### FIELD GOALS

T.Bass (49) (37)

Referee: Shawn Smith

Weather: 70 degrees, cloudy, winds W 11 mph

ESPN: Steve Levy, Louis Riddick, Dan Orlovsky

Kickoff: 7:15 pm

Length of game: 3:15



# DOLPHINS 21, BILLS 19

## SUNDAY, SEPTEMBER 25, 2022 - HARD ROCK STADIUM



**Devin Singletary**

### TEAM STATISTICS

BUF		MIA
31	First Downs	15
497	Net Yards Gained	212
23/115	Rushes/Yards	17/41
382	Net Yards Passing	171
63/42/0	Att/Comp/INT	20/13/0
4/18	Sacked/Yards Lost	2/15
1/31.0	Punts/Average	5/43.8
4/1	Fumbles/Lost	0/0
7/52	Penalties/Yards	4/20
40:40	Time of Possession	19:20
11-18	3rd Down Efficiency	3-8
1	Turnovers	0

### DOLPHINS STATISTICS

#### RUSHING

C.Edmonds 6-21-2TD, R.Mostert 8-11, J.Waddle 1-9, A.Ingold 1-0, T.Tagovailoa 1-0

#### RECEIVING

J.Waddle 4-102, D.Smythe 3-23, T.Hill 2-33, R.Cracraft 1-11-1TD, M.Gesicki 1-6, C.Edmonds 1-6, T.Sherfield 1-5

#### PASSING

T.Tagovailoa 13-18-186-1 TD-0 INT-123.8 QB Rating  
T.Bridgewater 0-2-0-0 TD-0 INT-39.6 QB Rating

#### DEFENSE

Sacks: M.Ingram 2, J.Holland 1.5, J.Baker 0.5  
Interceptions: None

**FIELD GOALS** None

### SCORING RECAP

	1st	2nd	3rd	4th	Pts
<b>Buffalo</b>	7	7	3	2	19
<b>Miami</b>	7	7	0	7	21

- BUF - D.Singletary 2 yd. pass from J.Allen (T.Bass kick) (10-75, 5:57)
- MIA - C.Edmonds 1 yd. run (J.Sanders kick) (3-6, 1:36)
- BUF - I.McKenzie 8 yd. pass from J.Allen (T.Bass kick) (14-75, 6:38)
- MIA - R.Cracraft 11 yd. pass from T. Tagovailoa (J.Sanders kick) (9-83, 5:14)
- BUF - T.Bass 30 yd. Field Goal (20-87, 9:22)
- MIA - C.Edmonds 3 yd. run (J.Sanders kick) (6-72, 4:04)
- BUF - Punt blocked out of bounds in end zone for a Safety

### NOTES

- Bills QB Josh Allen set single-game franchise records for most passing attempts (63) and completions (42).
- The Bills +285 yardage differential was the highest by any NFL team in loss since the LA Rams lost at Miami (+326, 471-145) on November 1, 2020.
- Bills RB Devin Singletary set single-game career highs in receptions (9) and receiving yards (78).
- Buffalo extended their streak to 8 consecutive games (including playoffs) of scoring a touchdown on their opening drive.
- 11 players caught passes for Buffalo, a new team record.

### BILLS STATISTICS

#### RUSHING

J.Allen 8-47, Z.Moss 4-46, D.Singletary 9-13, I.McKenzie 1-6, J.Cook 1-3

#### RECEIVING

D.Singletary 9-78-1TD, I.McKenzie 7-76-1TD, S.Diggs 7-74, J.Cook 4-37, D.Knox 4-25, G.Davis 3-37, R.Gilliam 2-22, Q.Morris 2-22, J.Kumerow 2-14, J.Crowder 1-9, Z.Moss 1-6

#### PASSING

J.Allen 42-63-400-2 TD-0 INT-94.7 QB Rating

#### DEFENSE

Sacks: G.Rousseau 1.5, D.Hamlin 0.5  
Interceptions: None

#### FIELD GOALS

T.Bass (30) (38WL)

Referee: Alex Kemp

Weather: 89 degrees, partly sunny, winds N 5 mph

CBS Sports: Kevin Harlan, Trent Green, Melanie Collins

Kickoff: 1:02 pm Length of game: 3:11





# BILLS 23, RAVENS 20

## SUNDAY, OCTOBER 2, 2022 - MGT BANK STADIUM



Jordan Poyer

### SCORING RECAP

	1st	2nd	3rd	4th	Pts
Buffalo	3	7	10	3	23
Baltimore	14	6	0	0	20

- BAL - J.Dobbins 1 yd. pass from L.Jackson (J.Tucker kick) (2-4, 0:42)
- BUF - T.Bass 38 yd. Field Goal (8-37, 3:12)
- BAL - J.Dobbins 4 yd. run (J.Tucker kick) (15-81, 9:08)
- BAL - J.Tucker 42 yd. Field Goal (5-12, 2:26)
- BAL - J.Tucker 51 yd. Field Goal (11-38, 7:40)
- BUF - I.McKenzie 4 yd. pass from J.Allen (T.Bass kick) (11-76, 1:38)
- BUF - T.Bass 39 yd. Field Goal (10-51, 4:07)
- BUF - J.Allen 11 yd. run (T.Bass kick) (9-80, 3:27)
- BUF - T.Bass 21 yd. Field Goal (12-77, 4:09)

### TEAM STATISTICS

BUF		BAL
22	First Downs	22
326	Net Yards Gained	296
25/125	Rushes/Yards	33/162
201	Net Yards Passing	134
36/19/1	Att/Comp/INT	29/20/2
1/12	Sacked/Yards Lost	2/10
3/45.3	Punts/Average	3/50.7
2/1	Fumbles/Lost	0/0
4/31	Penalties/Yards	9/70
21:50	Time of Possession	38:10
4-11	3rd Down Efficiency	6-13
2	Turnovers	2

### NOTES

- The Bills win was the first time in team history they won a game it never led until the final play of regulation.
- Buffalo's comeback win after trailing by 17 points was the team's largest since Sept. 25, 2011 against New England (trailed 21-0, won 34-31).
- Bills QB Josh Allen surpassed Jack Kemp (15,134) for 3rd place on the franchise's all-time list for career passing yards.
- Bills safety Jordan Poyer recorded the first multi-interception game of his career and earned AFC defensive player of the week honors.

### RAVENS STATISTICS

#### RUSHING

L.Jackson 11-73, J.Hill 8-45, J.Dobbins 13-41-1TD, P.Ricard 1-3

#### RECEIVING

D.Duvernay 4-51, J.Dobbins 4-22-1TD, R.Bateman 3-17, P.Ricard 3-17, M.Andrews 2-15, J.Hill 2-12, D.Robinson 2-10

#### PASSING

L.Jackson 20-29-144-1 TD-2 INT-63.0 QB Rating

#### DEFENSE

Sacks: O.Oweh 1  
Interceptions: M.Humphrey 1

#### FIELD GOALS

J.Tucker (42) (51)

### BILLS STATISTICS

#### RUSHING

J.Allen 11-70-1TD, D.Singletery 11-49, Z.Moss 3-6

#### RECEIVING

S.Diggs 4-62, D.Singletery 4-47, I.McKenzie 4-21-1TD, D.Knox 3-40, K.Shakir 2-23, G.Davis 1-13, J.Crowder 1-7

#### PASSING

J.Allen 19-36-213-1 TD-1 INT-68.4 QB Rating

#### DEFENSE

Sacks: V.Miller 1, G.Rousseau 0.5, D.Jones 0.5  
Interceptions: J. Poyer 2

#### FIELD GOALS

T.Bass (38) (39) (21)



# BILLS 38, STEELERS 3

## SUNDAY, OCTOBER 9, 2022 - HIGHMARK STADIUM



**Gabe Davis**

### TEAM STATISTICS

BUF		PIT
21	First Downs	23
552	Net Yards Gained	364
18/120	Rushes/Yards	17/54
432	Net Yards Passing	310
36/22/1	Att/Comp/INT	52/34/1
0/0	Sacked/Yards Lost	3/17
2/55.0	Punts/Average	4/40.8
1/1	Fumbles/Lost	1/1
5/28	Penalties/Yards	6/54
23:52	Time of Possession	36:08
5-9	3rd Down Efficiency	5-15
2	Turnovers	2

### STEELERS STATISTICS

#### RUSHING

J.Warren 5-24, N.Harris 11-20, K.Pickett 1-10

#### RECEIVING

G.Pickens 6-83, D.Johnson 5-60, C.Claypool 5-50, Z.Gentry 5-43, J.Warren 4-39, N.Harris 3-16, P.Freiermuth 2-12, C.Heyward 2-12, M.Boykin 1-11, D.Watt 1-1

#### PASSING

K.Pickett 34-52-327-0 TD-1 INT-74.8 QB Rating

#### DEFENSE

Sacks: None  
Interceptions: L.Wallace 1

#### FIELD GOALS

C.Boswell (29) (33WL) (45WL)

### SCORING RECAP

	1st	2nd	3rd	4th	Pts
<b>Pittsburgh</b>	3	0	0	0	3
<b>Buffalo</b>	10	21	0	7	38

- BUF - G.Davis 98 yd. pass from J.Allen (T.Bass kick) (3-98, 1:04)
- PIT - C.Boswell 29 yd. Field Goal (12-50, 6:18)
- BUF - T.Bass 35 yd. Field Goal (7-48, 2:57)
- BUF - G.Davis 62 yd. pass from J.Allen (T.Bass kick) (1-62, 0:10)
- BUF - S.Diggs 15 yd. pass from J.Allen (T.Bass kick) (2-53, 0:33)
- BUF - K.Shakir 24 yd. pass from J.Allen (T.Bass kick) (8-77, 2:37)
- BUF - J.Cook 24 yd. run (T.Bass kick) (2-65, 0:57)

### NOTES

- Bills QB Josh Allen (424 yards) passed for the most yardage in regulation in team history and earned AFC offensive player of the week honors.
- The Bills 35-point win was their largest ever vs. the Steelers and was the Steelers worst loss since 1989 (51-0 vs. Cle.)
- Bills WR Gabe Davis became the 3rd player in team history to record two 60+ yard TD grabs in one game.
- Davis' 98-yard TD from Allen tied a team record for longest pass in team history set by Ryan Fitzpatrick and Terrell Owens at Jax. (11/22/09).
- Bills C Mitch Morse started and played in his 100th game.

### BILLS STATISTICS

#### RUSHING

D.Singletery 6-42, J.Allen 5-42, J.Cook 4-31, Z.Moss 1-7, C.Keenum 2-(-2)

#### RECEIVING

S.Diggs 8-102-1TD, I.Hodgins 4-41, G.Davis 3-171-2TD, K.Shakir 3-75-1TD, Q.Morris 3-39, D.Singletery 1-4

#### PASSING

J.Allen 20-31-424-4 TD-1 INT-134.1 QB Rating  
C.Keenum 2-5-8-0 TD-0 INT-47.9 QB Rating

#### DEFENSE

Sacks: V.Miller 1, T.Dodson 1, A.J. Epenesa 1  
Interceptions: K.Elam 1

#### FIELD GOALS

T.Bass (49B) (35)

Referee: John Hussey

Weather: 55 degrees, cloudy, winds WSW 16 mph

CBS Sports: Jim Nantz, Tony Romo, Tracy Wolfson

Kickoff: 1:02 pm Length of game: 3:10



# BILLS 24, CHIEFS 20

## SUNDAY, OCTOBER 16, 2022 - ARROWHEAD STADIUM



Josh Allen

### TEAM STATISTICS

BUF		KC
26	First Downs	23
443	Net Yards Gained	387
31/125	Rushes/Yards	18/68
318	Net Yards Passing	319
40/27/0	Att/Comp/INT	40/25/2
1/11	Sacked/Yards Lost	3/19
2/54.0	Punts/Average	3/57.7
1/1	Fumbles/Lost	1/0
7/35	Penalties/Yards	5/58
31:28	Time of Possession	28:32
4-11	3rd Down Efficiency	4-11
1	Turnovers	2

### CHIEFS STATISTICS

#### RUSHING

C.Edwards-Helaire 9-33, P.Mahomes 4-21, I.Pacheco 2-9, T.Kelce 1-4, J.McKinnon 2-1

#### RECEIVING

T.Kelce 8-108, J.Smith-Schuster 5-113-1TD, M.Hardman 3-42-1TD, J.McKinnon 3-29, N.Gray 3-13, I.Pacheco 2-9, S.Moore 1-24

#### PASSING

P.Mahomes 25-40-338-2 TD-2 INT-85.2 QB Rating

#### DEFENSE

Sacks: C.Jones 1  
Interceptions: None

#### FIELD GOALS

H.Butker (62) (51WL) (44)

### SCORING RECAP

	1st	2nd	3rd	4th	Pts
Buffalo	0	10	7	7	24
Kansas City	0	10	7	3	20

- BUF - T.Bass 39 yd. Field Goal (11-59, 4:44)
- KC - J.Smith-Schuster 42 yd. pass from P.Mahomes (H.Butker kick) (6-79, 2:01)
- BUF - G.Davis 34 yd. pass from J.Allen (T.Bass kick) (7-96, 1:13)
- KC - H.Butker 62 yd. Field Goal (3-28, 0:16)
- BUF - S.Diggs 17 yd. pass from J.Allen (T.Bass kick) (6-59, 3:13)
- KC - M.Hardman 3 yd. pass from P.Mahomes (H.Butker kick) (7-83, 4:18)
- BUF - H.Butker 44 yd. Field Goal (8-28, 4:23)
- BUF - D.Knox 14 yd. pass from J.Allen (T.Bass kick) (12-76, 4:27)

### NOTES

- Bills QB Josh Allen joined Drew Brees as the only players in NFL history with 300+ yards, 3+ TDs, 0 INTs in three consecutive games vs. one opponent (incl. playoffs). He earned AFC offensive player of the week honors.
- Bills WR Stefon Diggs set a team record for most catches (49) in first 6 games of a season. (Eric Moulds,45 in 2002).
- Bills edge rusher Von Miller recorded his 28th career multi-sack game and 2nd with Bills and tied Clyde Simmons for 21st place on the NFL's time list (121.5 sacks).
- Bills CB Kaiir Elam became first Bills rookie with consecutive games with an INT since Tre'Davious White in 2017.

### BILLS STATISTICS

#### RUSHING

D.Singletery 17-85, J.Allen 12-32, J.Cook 2-8

#### RECEIVING

S.Diggs 10-148-1TD, D.Singletery 4-22, G.Davis 3-74-1TD, D.Knox 3-37-1TD, R.Gilliam 3-18, I.McKenzie 2-9, K.Shakir 1-14, T.Sweeney 1-7

#### PASSING

J.Allen 27-40-329-3 TD-0 INT-117.6 QB Rating

#### DEFENSE

Sacks: V.Miller 2, S.Lawson 1  
Interceptions: K.Elam 1, T.Johnson 1

#### FIELD GOALS

T.Bass (39)

Referee: Brad Allen

Weather: 62 degrees, sunny, winds NW 15 mph

CBS Sports: Jim Nantz, Tony Romo, Tracy Wolfson

Kickoff: 4:25 pm Length of game: 3:10





# BILLS 27, PACKERS 17

## SUNDAY, OCTOBER 30, 2022 - HIGHMARK STADIUM



**Stefon Diggs**

### TEAM STATISTICS

BUF		GB
20	First Downs	21
369	Net Yards Gained	398
27/153	Rushes/Yards	31/208
216	Net Yards Passing	190
25/13/2	Att/Comp/INT	30/19/1
2/2	Sacked/Yards Lost	2/13
2/36.5	Punts/Average	2/44.5
1/0	Fumbles/Lost	0/0
4/35	Penalties/Yards	8/58
26:12	Time of Possession	33:48
2-7	3rd Down Efficiency	6-12
2	Turnovers	1

### PACKERS STATISTICS

#### RUSHING

A.Jones 20-143, A.Dillon 10-54, A.Rodgers 1-11

#### RECEIVING

R.Tonyan 5-35, R.Doubs 4-62-1TD, A.Jones 4-14, S.Toure 1-37-1TD, Am. Rodgers 1-22, C.Watson 1-12, A.Dillon 1-9, J.Deguara 1-9, S.Watkins 1-3

#### PASSING

A.Rodgers 19-30-203-2 TD-1 INT-91.4 QB Rating

#### DEFENSE

Sacks: R.Douglas 1, E.Wilson 1  
Interceptions: R.Douglas 1, J.Alexander 1

#### FIELD GOALS

M.Crosby (38) 55WL

### SCORING RECAP

	1st	2nd	3rd	4th	Pts
Green Bay	0	7	3	7	17
Buffalo	7	17	3	0	27

- BUF - D.Knox 1 yd. pass from J.Allen (T.Bass kick) (8-61, 5:13)
- BUF - S.Diggs 26 yd. pass from J.Allen (T.Bass kick) (4-51, 1:48)
- GB - R.Doubs 19 yd. pass from A.Rodgers (M.Crosby kick) (12-80, 8:38)
- BUF - I.McKenzie 7 yd. run (T.Bass kick) (8-80, 4:21)
- BUF - T.Bass 42 yd. Field Goal (4-56, 0:53)
- GB - M.Crosby 38 yd. Field Goal (8-72, 4:40)
- BUF - T.Bass 38 yd. Field Goal (8-51, 4:21)
- GB - S.Toure 37 yd. pass from A.Rodgers (M.Crosby kick) (8-95, 3:33)

### NOTES

- The Bills improved to 7-0 all-time vs the Packers at home.
- Buffalo ended Aaron Rodgers streak of 13 consecutive wins in primetime (was the longest streak since 1970).
- Bills WR Stefon Diggs became the first player to score a touchdown in 8 consecutive games vs. the Packers.
- Bills QB Josh Allen is the first QB to lead his team to 3 victories against previous MVP QBs in a 4-game span since Troy Aikman (1996). (The Bills defeated Lamar Jackson, Patrick Mahomes, and Aaron Rodgers).
- Bills DT Tim Settle recorded the first sack of his tenure in Buffalo.

### BILLS STATISTICS

#### RUSHING

D.Singletery 14-67, J.Allen 6-49, J.Cook 5-35, I.McKenzie 2-2-1TD

#### RECEIVING

S.Diggs 6-108-1TD, G.Davis 2-35, D.Knox 2-10-1TD, J.Cook 1-41, D.Singletery 1-16, I.McKenzie 1-8

#### PASSING

J.Allen 13-25-218-2 TD-2 INT-75.1 QB Rating

#### DEFENSE

Sacks: G.Rousseau 1, T.Settle 1  
Interceptions: M.Milano 1

#### FIELD GOALS

T.Bass (42) (38)

Referee: Ronald Torbert

Weather: 50 degrees, few clouds, winds SSE 4 mph

NBC Sports: Mike Tirico, Cris Collinsworth, Melissa Stark

Kickoff: 8:22 pm Length of game: 3:04



# JETS 20, BILLS 17

## SUNDAY, NOVEMBER 6, 2022 - METLIFE STADIUM



Von Miller

### TEAM STATISTICS

BUF		NYJ
19	First Downs	21
317	Net Yards Gained	310
22/134	Rushes/Yards	34/174
183	Net Yards Passing	136
34/18/2	Att/Comp/INT	25/18/0
5/22	Sacked/Yards Lost	2/18
2/55.5	Punts/Average	3/49.0
2/0	Fumbles/Lost	2/1
3/30	Penalties/Yards	3/30
27:16	Time of Possession	32:44
8-13	3rd Down Efficiency	5-13
2	Turnovers	1

### JETS STATISTICS

#### RUSHING

Mi.Carter 12-76-1TD, J.Robinson 13-48, Z.Wilson 5-24, T.Johnson 2-17, G.Wilson 1-7, A.Davis 1-2

#### RECEIVING

G.Wilson 8-92, C.Uzomah 3-16, J.Robinson 2-5, D.Mims 1-12, Mi.Carter 1-10, T.Conklin 1-7, B.Berrios 1-6, J.Smith 1-6

#### PASSING

Z.Wilson 18-25-154-1 TD-0 INT-101.1 QB Rating

#### DEFENSE

Sacks: B.Huff 1, J.Johnson 1, C.Mosley 1, Q.Williams 1, J.Sherwood 0.5, K.Alexander 0.5

Interceptions: S.Gardner 1, J.Whitehead 1

#### FIELD GOALS

G.Zuerlein (53) (28)

### SCORING RECAP

	1st	2nd	3rd	4th	Pts
Buffalo	7	7	0	3	17
NY Jets	3	7	7	3	20

- BUF - J.Allen 1 yd. run (T.Bass kick) (14-67, 7:42)
- NYJ - G.Zuerlein 53 yd. Field Goal (7-49, 4:08)
- BUF - J.Allen 36 yd. run (T.Bass kick) (9-93, 4:12)
- NYJ - Mi.Carter 6 yd. run (G.Zuerlein kick) (13-75, 5:58)
- NYJ - J.Robinson 7 yd. pass from Z.Wilson (G.Zuerlein kick) (4-19, 1:27)
- BUF - T.Bass 51 yd. Field Goal (12-42, 5:30)
- NYJ - G.Zuerlein 28 yd. Field Goal (13-86, 6:10)

### NOTES

- Bills QB Josh Allen posted two rushing touchdowns to reach 35 for his career, tying Steve Grogan and Randall Cunningham for 8th most by a QB in NFL history.
- Allen's 36-yard touchdown run was the longest of his career.
- Bills safety Damar Hamlin registered a career-high 12 tackles, while tallying the first full sack of his NFL career.
- Bills LB Von Miller collected a sack and forced fumble of Zack Wilson to move into 20th place on the NFL's all-time sacks list ahead of Simeon Rice (122.0).

### BILLS STATISTICS

#### RUSHING

J.Allen 9-86-2TD, D.Singletery 8-24, J.Cook 4-15, I.McKenzie 1-9

#### RECEIVING

S.Diggs 5-93, D.Singletery 4-24, D.Knox 3-25, G.Davis 2-33, J.Cook 2-18, I.McKenzie 2-12

#### PASSING

J.Allen 18-34-205-0 TD-2 INT-46.8 QB Rating

#### DEFENSE

Sacks: V.Miller 1, D.Hamlin 1

Interceptions: none

#### FIELD GOALS

T.Bass 55WR (51)

Referee: Land Clark

Weather: 76 degrees, overcast, winds SSW 11 mph

CBS Sports: Ian Eagle, Charles Davis, Evan Washburn

Kickoff: 1:02 pm Length of game: 3:04



# VIKINGS 33, BILLS 30 (OT)

## SUNDAY, NOVEMBER 13, 2022 - HIGHMARK STADIUM



**Stefon Diggs**

### TEAM STATISTICS

BUF		MIN
29	First Downs	24
486	Net Yards Gained	481
27/175	Rushes/Yards	25/147
311	Net Yards Passing	334
43/29/2	Att/Comp/INT	50/30/2
2/19	Sacked/Yards Lost	4/23
3/50.7	Punts/Average	3/49.7
2/2	Fumbles/Lost	2/0
7/64	Penalties/Yards	7/64
33:46	Time of Possession	35:02
7-13	3rd Down Efficiency	7-17
4	Turnovers	2

### VIKINGS STATISTICS

#### RUSHING

D.Cook 14-119-1TD, K.Cousins 6-12, A.Mattison 3-11, C.Ham 1-3-1TD, K.Osborn 1-2

#### RECEIVING

J.Jefferson 10-193-1TD, T.Hockenson 7-45, A.Thielen 5-49, K.Osborn 4-35, D.Cook 3-27, A.Mattison 1-8

#### PASSING

K.Cousins 30-50-357-1 TD-2 INT-71.8 QB Rating

#### DEFENSE

Sacks: D.Hunter 1, Z.Smith 1  
Interceptions: P.Peterson 2

#### FIELD GOALS

G.Joseph (27) (33)

### SCORING RECAP

	1st	2nd	3rd	4th	OT	Pts
Minnesota	7	3	7	13	3	33
Buffalo	14	10	3	3	0	30

- MIN - J.Jefferson 22 yd. pass from K.Cousins (G.Joseph kick) (6-74, 2:54)
- BUF - D.Singleterry 5 yd. run (T.Bass kick) (4-47, 2:03)
- BUF - D.Singleterry 1 yd. run (T.Bass kick) (10-70, 5:09)
- BUF - T.Bass 34 yd. Field Goal (7-12, 2:25)
- MIN - G.Joseph 27 yd. Field Goal (12-46, 5:41)
- BUF - G.Davis 11 yd. pass from J.Allen (T.Bass kick) (5-71, 1:22)
- BUF - T.Bass 45 yd. Field Goal (8-46, 4:21)
- MIN - D.Cook 81 yd. run (G.Joseph kick) (1-81, 0:17)
- MIN - C.Ham 3 yd. run (kick failed, hr) (13-66, 5:53)
- MIN - E.Kendricks fumble recovery in EZ (G.Joseph kick)
- BUF - T.Bass 29 yd. Field Goal (5-69, 0:39)
- MIN - G.Joseph 33 yd. Field Goal (12-60, 6:18)

### NOTES

- Bills CB Christian Benford recorded the first interception of his NFL career.
- Bills LB Von Miller registered a sack to move past Robert Mathis (123.0) and into 19th place on the NFL's all-time list.
- Bills WR Stefon Diggs caught 12 passes vs. his former team to tie a career-high as a Bill. He has now caught a pass vs. all 32 NFL teams during his career.
- Bills RB Duke Johnson had a career-long 43-yard kickoff return.

### BILLS STATISTICS

#### RUSHING

J.Allen 6-84, D.Singleterry 13-47-2TD, J.Cook 5-22, I.McKenzie 1-18, D.Johnson 2-4

#### RECEIVING

S.Diggs 12-128, G.Davis 6-93-1TD, D.Knox 4-57, I.McKenzie 4-37, N.Hines 1-9, K.Shakir 1-6

#### PASSING

J.Allen 29-43-330-1 TD-2 INT-78.6 QB Rating

#### DEFENSE

Sacks: V.Miller 1, B.Basham 1, A.Epenesa 1, S.Lawson 0.5, E.Oliver 0.5  
Interceptions: C.Benford 1, D.Jackson 1

#### FIELD GOALS

T.Bass (34) (45) (29)

Referee: Craig Wrolstad

Weather: 38 degrees, cloudy, light snow, winds NW 8 mph

FOX Sports: Joe Davis, Daryl Johnston, Pam Oliver

Kickoff: 1:02 pm Length of game: 3:46





# BILLS 31, BROWNS 23

## SUNDAY, NOVEMBER 20, 2022 - FORD FIELD (DETROIT)



**Tyler Bass**

### TEAM STATISTICS

BUF		CLE
22	First Downs	27
357	Net Yards Gained	396
33/171	Rushes/Yards	26/80
186	Net Yards Passing	316
27/18/0	Att/Comp/INT	41/28/0
2/11	Sacked/Yards Lost	1/8
2/49.5	Punts/Average	3/42.3
0/0	Fumbles/Lost	1/1
8/89	Penalties/Yards	6/42
28:38	Time of Possession	31:22
3-11	3rd Down Efficiency	4-11
0	Turnovers	1

### BROWNS STATISTICS

#### RUSHING

K.Hunt 5-32, J.Brissett 7-29, N.Chubb 14-19

#### RECEIVING

A.Cooper 8-113-2TD, D.Peoples-Jones 5-61-1TD, H.Bryant 4-41, D.Bell 4-22, N.Chubb 3-48, K.Hunt 2-22, D.Njoku 2-17

#### PASSING

J.Brissett 28-41-324-3 TD-0 INT-116.3 QB Rating

#### DEFENSE

Sacks: M.Garrett 1, T.Bryan 1  
Interceptions: None

#### FIELD GOALS

C.York (32) 34B

### SCORING RECAP

	1st	2nd	3rd	4th	Pts
Cleveland	7	3	0	13	23
Buffalo	3	10	9	9	31

- CLE - A.Cooper 25 yd. pass from J.Brissett (C.York kick) (9-75, 5:58)
- BUF - T.Bass 42 yd. Field Goal (4-8, 1:44)
- CLE - C.York 32 yd. Field Goal (9-51, 4:27)
- BUF - T.Bass 36 yd. Field Goal (11-34, 3:23)
- BUF - S.Diggs 5 yd. pass from J.Allen (T.Bass kick) (11-78, 1:40)
- BUF - T.Bass 56 yd. Field Goal (8-36, 5:18)
- BUF - D.Singletery 5 yd. run (run failed) (4-73, 1:41)
- BUF - T.Bass 49 yd. Field Goal (7-45, 3:17)
- BUF - T.Bass 28 yd. Field Goal (9-54, 5:08)
- CLE - A.Cooper 7 yd. pass from J.Brissett (pass failed) (9-75, 2:34)
- BUF - T.Bass 39 yd. Field Goal (7-21, 2:15)
- CLE - D.Peoples-Jones 2 yd. pass from J.Brissett (C.York kick) (8-75, 1:37)

### NOTES

- The game was relocated to Detroit after 77 inches of snow fell in Orchard Park. It was the Bills 2nd home game played at Ford Field (November 24, 2014 vs. NY Jets).
- Bills K Tyler Bass tied a team-record with 6 field goals that was previously set by he (2020) and Steve Christie (1996).
- Bills LB Matt Milano was named AFC defensive player of the week after posting 12 tackles, 3 tackles for loss, a sack and a fumble recovery.

### BILLS STATISTICS

#### RUSHING

D.Singletery 18-86-1TD, J.Cook 11-86, J.Allen 3-7, N.Hines 1-(-8)

#### RECEIVING

D.Knox 7-70, G.Davis 5-68, S.Diggs 4-48-1TD, D.Singletery 2-11

#### PASSING

J.Allen 18-27-197-1 TD-0 INT-100.4 QB Rating

#### DEFENSE

Sacks: M.Milano 1  
Interceptions: None

#### FIELD GOALS

T.Bass (42) (36) (56) (49) (28) (39)

Referee: Adrian Hill

Weather: Indoors (outside 24 degrees)

CBS Sports: Andrew Catalan, James Lofton, Amanda Renner

Kickoff: 1:02 pm Length of game: 3:15



# BILLS 28, LIONS 25

## THURSDAY, NOVEMBER 24, 2022 - FORD FIELD



### SCORING RECAP

	1st	2nd	3rd	4th	Pts
Buffalo	7	10	2	9	28
Detroit	7	7	0	11	25

- DET - J. Williams 2 yd. run (M. Badgley kick) (12-61, 6:17)
- BUF - I. McKenzie 19 yd. pass from J. Allen (T. Bass kick) (10-75, 4:46)
- BUF - J. Allen 3 yd. run (T. Bass kick) (10-58, 5:28)
- DET - A. St. Brown 1 yd. pass from J. Goff (M. Badgley kick) (15-76, 6:03)
- BUF - T. Bass 47 yd. Field Goal (10-47, 1:52)
- BUF - J. Goff sacked in end zone by E. Oliver for a Safety
- DET - D. Chark 1 yd. pass from J. Goff (D. Swift run) (5-35, 2:09)
- BUF - S. Diggs 5 yd. pass from J. Allen (kick failed, wl) (14-90, 6:19)
- DET - M. Badgley 51 yd. Field Goal (10-42, 2:17)
- BUF - T. Bass 45 yd. Field Goal (4-48, 0:21)

### TEAM STATISTICS

BUF		DET
28	First Downs	22
401	Net Yards Gained	326
29/164	Rushes/Yards	28/96
237	Net Yards Passing	230
42/24/1	Att/Comp/INT	37/23/0
3/16	Sacked/Yards Lost	2/10
4/49.3	Punts/Average	2/51.5
1/0	Fumbles/Lost	4/2
5/36	Penalties/Yards	3/32
31:26	Time of Possession	28:34
7-12	3rd Down Efficiency	6-15
1	Turnovers	2

### NOTES

- The Bills became the 3rd team in NFL history to play in the same non-home venue in a span of 5 days and the first to win both.
- Since 2006, the Bills became the only team to win all three Thanksgiving time slots. They did it in a four-year span.
- Bills DT Ed Oliver became the first player in the NFL in 2022 to record both a safety and forced fumble in a single game and was named AFC defensive player of the week.

### LIONS STATISTICS

#### RUSHING

J. Williams 18-66-1TD, D. Swift 5-19, A. St. Brown 1-7, J. Jackson 4-4

#### RECEIVING

A. St. Brown 9-122-1TD, K. Raymond 4-35, D. Swift 4-24, D. Chark 2-16-1TD, B. Wright 2-6, J. Mitchell 1-22, J. Jackson 1-15

#### PASSING

J. Goff 23-37-240-2 TD-0 INT-98.9 QB Rating

#### DEFENSE

Sacks: J. Houston 2, B. Jones 1  
Interceptions: A. Anzalone 1

#### FIELD GOALS

M. Badgley 29WL (51)

### BILLS STATISTICS

#### RUSHING

J. Allen 10-77-1TD, D. Singletary 14-72, I. McKenzie 2-7, J. Cook 2-4, N. Hines 1-3

#### RECEIVING

S. Diggs 8-77-1TD, I. McKenzie 6-96-1TD, G. Davis 4-38, D. Knox 2-17, J. Cook 2-14, D. Singletary 1-8, Q. Morris 1-3

#### PASSING

J. Allen 24-42-253-2 TD-1 INT-80.8 QB Rating

#### DEFENSE

Sacks: E. Oliver 1, D. Jones 1  
Interceptions: None

#### FIELD GOALS

T. Bass (47) (45)



# BILLS 24, PATRIOTS 10

## THURSDAY, DECEMBER 1, 2022 - GILLETTE STADIUM



**Stefon Diggs**

### SCORING RECAP

	1st	2nd	3rd	4th	Pts
Buffalo	3	14	0	7	24
New England	7	0	0	3	10

- BUF - T.Bass 48 yd. Field Goal (9-37, 4:55)
- NE - Ma.Jones 48 yd. pass from M.Jones (N.Folk kick) (5-75, 3:16)
- BUF - S.Diggs 8 yd. pass from J.Allen (T.Bass kick) (9-82, 4:50)
- BUF - G.Davis 8 yd. pass from J.Allen (T.Bass kick) (14-56, 7:46)
- BUF - D.Singleterary 1 yd. run (T.Bass kick) (15-94, 8:55)
- NE - N.Folk 39 yd. Field Goal (17-57, 5:45)

### TEAM STATISTICS

BUF		NE
22	First Downs	14
355	Net Yards Gained	242
37/132	Rushes/Yards	14/60
223	Net Yards Passing	182
33/22/0	Att/Comp/INT	36/22/0
2/0	Sacked/Yards Lost	1/13
3/45.3	Punts/Average	6/41.8
1/1	Fumbles/Lost	2/0
6/47	Penalties/Yards	6/62
38:08	Time of Possession	21:52
9-15	3rd Down Efficiency	3-12
1	Turnovers	0

### NOTES

- The Bills became the first team to ever win at Gillette Stadium in three straight seasons and the first to beat the Patriots under Bill Belichick by double-digits in three straight games (including playoffs).
- The Bills became the first team in NFL history to win 3 games on Thursday in one season.
- Bills QB Josh Allen became the first player in NFL history with three seasons of 25+ passing TDs and 5+ rushing TDs. (2020, 2021, and 2022).
- Bills WR Stefon Diggs became the first player in Bills history with multiple seasons of 10+ touchdowns catches (2021 and 2022).
- Bills DE A.J. Epenesa's sack established a new single-season high of 4.5.

### PATRIOTS STATISTICS

#### RUSHING

R.Stevenson 10-54, M.Jones 3-7, K.Harris 1-(-1)

#### RECEIVING

R.Stevenson 6-24, J.Meyers 3-22, Ma.Jones 2-51-1TD, T.Thornton 2-31, N.Agholor 2-17, D.Parker 2-16, H.Henry 2-13, J.Smith 2-6, K.Bourne 1-5

#### PASSING

M.Jones 22-36-195-1 TD-0 INT-84.8 QB Rating

#### DEFENSE

Sacks: J.Uche 2

Interceptions: None

#### FIELD GOALS

N.Folk 48CR (39)

### BILLS STATISTICS

#### RUSHING

J.Cook 14-64, D.Singleterary 13-51-1TD, J.Allen 8-20, N.Hines 2-(-3)

#### RECEIVING

S.Diggs 7-92-1TD, J.Cook 6-41, I.McKenzie 5-44, G.Davis 2-15-1TD, N.Hines 1-21, K.Shakir 1-10

#### PASSING

J.Allen 22-33-223-2 TD-0 INT-106.0 QB Rating

#### DEFENSE

Sacks: A.Epenesa 1

Interceptions: None

#### FIELD GOALS

T.Bass (48)

Prime Video: Al Michaels, Kirk Herbstreit, Kaylee Hartung

Kickoff: 8:15 pm

Length of game: 2:55

Referee: Shawn Hochuli

Weather: 35 degrees, winds SE 5 mph





# BILLS 20, JETS 12

## SUNDAY, DECEMBER 11, 2022 - HIGHMARK STADIUM



**Dawson Knox**

### TEAM STATISTICS

BUF		NYJ
14	First Downs	19
232	Net Yards Gained	309
24/102	Rushes/Yards	22/76
130	Net Yards Passing	233
27/16/0	Att/Comp/INT	47/28/0
3/17	Sacked/Yards Lost	4/36
8/43.4	Punts/Average	7/44.4
0/0	Fumbles/Lost	3/2
5/35	Penalties/Yards	7/61
25:35	Time of Possession	34:25
2-13	3rd Down Efficiency	8-17
0	Turnovers	2

### JETS STATISTICS

#### RUSHING

Z.Knight 17-71-1TD, M.Carter 5-5

#### RECEIVING

G.Wilson 6-78, E.Moore 6-60, T.Conklin 5-28, D.Mims 3-35, M.Carter 2-15, Z.Knight 2-6, B.Berrios 1-25, C.Davis 1-15, C.Uzomah 1-7

#### PASSING

M.White 27-44-268-0 TD-0 INT-78.6 QB Rating  
J.Flacco 1-3-1-0 TD-0 INT-42.4 QB Rating

#### DEFENSE

Sacks: Q.Williams 2, S.Rankins 1  
Interceptions: None

#### FIELD GOALS

G.Zuerlein (26)

### SCORING RECAP

	1st	2nd	3rd	4th	Pts
NY Jets	0	0	7	5	12
Buffalo	0	7	10	3	20

- BUF - D.Knox 24 yd. pass from J.Allen (T.Bass kick) (7-70, 2:38)
- NYJ - Z.Knight 13 yd. run (G.Zuerlein kick) (10-72, 5:01)
- BUF - J.Allen 5 yd. run (T.Bass kick) (6-75, 2:39)
- BUF - T.Bass 38 yd. Field Goal (5-24, 2:23)
- BUF - T.Bass 49 yd. Field Goal (5-21, 2:37)
- NYJ - Punt blocked by J.Johnson out of bounds in end zone for a Safety
- NYJ - G.Zuerlein 26 yd. Field Goal (9-55, 1:55)

### NOTES

- Bills DE Greg Rousseau posted two sacks to tie a single-game career high.
- Seven different Bills defenders recorded a tackle for a loss vs. the Jets.
- Bills CB Tre'Davious White played 100% of the team's defensive snaps for the first time in 2022 after returning from a torn ACL in 2021.
- Bills LB Matt Milano led the Bills with 9 tackles, while also recovering a fumble and defended 2 pass attempts.
- Bills S Damar Hamlin recorded the first forced fumble of his career.

### BILLS STATISTICS

#### RUSHING

J.Allen 10-47-1TD, D.Singletery 8-39, I.McKenzie 1-7, J.Cook 4-6, N.Hines 1-3

#### RECEIVING

D.Knox 4-41-1TD, S.Diggs 3-37, G.Davis 3-31, I.McKenzie 3-21, J.Cook 1-9, D.Singletery 1-4, N.Hines 1-4

#### PASSING

J.Allen 16-27-147-1 TD-0 INT-86.5 QB Rating

#### DEFENSE

Sacks: G.Rousseau 2, A.Epenesa 1, S.Lawson 1  
Interceptions: None

#### FIELD GOALS

T.Bass (38) (49)

Referee: Alex Kemp

Weather: 37 degrees, rain and snow, winds WSW 10 mph

CBS Sports: Jim Nantz, Tony Romo, Tracy Wolfson

Kickoff: 1:02 pm Length of game: 3:06



# BILLS 32, DOLPHINS 29

## SATURDAY, DECEMBER 17, 2022 - HIGHMARK STADIUM



**Josh Allen**

### TEAM STATISTICS

BUF		MIA
29	First Downs	20
446	Net Yards Gained	405
29/150	Rushes/Yards	25/188
296	Net Yards Passing	217
40/25/0	Att/Comp/INT	30/17/0
2/8	Sacked/Yards Lost	2/17
5/43.0	Punts/Average	4/41.8
2/1	Fumbles/Lost	1/0
7/51	Penalties/Yards	8/51
29:53	Time of Possession	30:07
8-14	3rd Down Efficiency	5-14
1	Turnovers	0

### DOLPHINS STATISTICS

#### RUSHING

R.Mostert 17-136, S.Ahmed 6-43-1TD, T.Tagovailoa 1-7, A.Ingold 1-2

#### RECEIVING

T.Hill 9-69-1TD, J.Waddle 3-114-1TD, C.Wilson 1-21, R.Mostert 1-20, A.Ingold 1-7, M.Gesicki 1-5, D.Smythe 1-(-2)

#### PASSING

T.Tagovailoa 17-30-234-2 TD-0 INT-104.0 QB Rating

#### DEFENSE

Sacks: J.Phillips 1, Z.Sieler 1  
Interceptions: None

#### FIELD GOALS

J.Sanders (39) (21) (47)

### SCORING RECAP

	1st	2nd	3rd	4th	Pts
Miami	3	10	13	3	29
Buffalo	7	14	0	11	32

- MIA - J.Sanders 39 yd. Field Goal (14-52, 7:45)
- BUF - Q.Morris 14 yd. pass from J.Allen (T.Bass kick) (4-75, 1:54)
- MIA - J.Sanders 21 yd. Field Goal (5-72, 1:18)
- BUF - N.Hines 10 yd. pass from J.Allen (T.Bass kick) (12-75, 6:29)
- MIA - S.Ahmed 11 yd. run (J.Sanders kick) (10-75, 5:19)
- BUF - J.Cook 4 yd. pass from J.Allen (T.Bass kick) (12-82, 2:59)
- MIA - J.Waddle 67 yd. pass from T.Tagovailoa (pass failed) (3-73, 0:51)
- MIA - T.Hill 20 yd. pass from T.Tagovailoa (J.Sanders kick) (6-50, 2:59)
- MIA - J.Sanders 47 yd. Field Goal (5-18, 2:43)
- BUF - D.Knox 5 yd. pass from J.Allen (J.Allen run) (7-75, 2:54)
- BUF - T.Bass 25 yd. Field Goal (15-86, 5:56)

### NOTES

- With the win, the Bills clinched a playoff berth.
- Bills QB Josh Allen became the 3rd player in NFL history to post 3 games of 300+ yards passing and 75+ yards rushing (Michael Vick and Russell are the other two). He earned AFC Offensive player of the week honors.
- Bills TE Quintin Morris posted his first career touchdown and his first since 2019 while playing for Bowling Green.

### BILLS STATISTICS

#### RUSHING

J.Allen 10-77, D.Singletery 13-42, J.Cook 5-34, S.Diggs 1-(-3)

#### RECEIVING

D.Knox 6-98-1TD, S.Diggs 5-60, G.Davis 4-56, D.Singletery 3-28, I.McKenzie 2-24, J.Cook 2-5-1TD, Q.Morris 1-14-1TD, N.Hines 1-10-1TD, C.Beasley 1-9

#### PASSING

J.Allen 25-40-304-4 TD-0 INT-119.2 QB Rating

#### DEFENSE

Sacks: S.Lawson 1, M.Milano 0.5, D.Jones 0.5  
Interceptions: None

#### FIELD GOALS

T.Bass (25)

Referee: Bill Vinovich

Weather: 30 degrees, snow, winds WSW 9 mph

NFLN: Kevin Kugler, Mark Sanchez, Laura Okmin, Peter Schrage

Kickoff: 8:16 pm

Length of game: 3:27



# BILLS 35, BEARS 13

## SATURDAY, DECEMBER 24, 2022 - SOLDIER FIELD



**Devin Singletary**

### TEAM STATISTICS

BUF		CHI
20	First Downs	11
426	Net Yards Gained	209
31/254	Rushes/Yards	29/80
172	Net Yards Passing	129
26/15/2	Att/Comp/INT	28/18/1
1/0	Sacked/Yards Lost	2/15
3/53.7	Punts/Average	4/49.3
3/1	Fumbles/Lost	2/1
9/72	Penalties/Yards	2/15
28:48	Time of Possession	31:12
6-11	3rd Down Efficiency	2-12
3	Turnovers	2

### BEARS STATISTICS

#### RUSHING

D.Montgomery 16-62, J.Fields 7-11, K.Herbert 6-7

#### RECEIVING

C.Kmet 5-27, D.Montgomery 4-22, V.Jones 2-52, B.Pringle 2-34, D.Pettis 2-11, K.Herbert 2(-4), R.Griffin 1-2

#### PASSING

J.Fields 15-23-119-1 TD-0 INT-92.5 QB Rating  
N.Peterman 3-5-25-0 TD-1 INT-33.3 QB Rating

#### DEFENSE

Sacks: J.Brisker 1  
Interceptions: N.Morrow 1, K.Gordon 1

#### FIELD GOALS

C.Santos (37) (35)

### SCORING RECAP

	1st	2nd	3rd	4th	Pts
Buffalo	6	0	15	14	35
Chicago	7	3	0	3	13

- CHI - D.Pettis 6 yd. pass from J.Fields (C.Santos kick) (8-64, 5:19)
- BUF - G.Davis 19 yd. pass from J.Allen (kick failed, wr) (6-71, 3:19)
- CHI - C.Santos 37 yd. Field Goal (8-19, 4:32)
- BUF - D.Singletary 33 yd. run (J.Allen-K.Shakir pass) (8-86, 4:09)
- BUF - J.Cook 27 yd. run (T.Bass kick) (3-35, 0:47)
- CHI - C.Santos 35 yd. Field Goal (4-1, 1:54)
- BUF - J.Allen 4 yd. run (T.Bass kick) (8-56, 3:36)
- BUF - D.Knox 13 yd. pass from J.Allen (T.Bass kick) (4-20, 1:06)

### NOTES

- With the win, the Bills clinched the AFC East Division title for the 3rd consecutive season for the first time since 1988-91 (4 straight years).
- The game time temperature of 9 degrees at Soldier Field marked the coldest road game in Bills history. Due to weather issues, the Bills arrived in Chicago on Thursday night and returned to Buffalo on Sunday afternoon.
- With Devin Singletary (106 yards) and James Cook (99), the Bills sported multiple 90-yard rushers for the first time since 12/24/16 vs. Mia. (LeSean McCoy-128 and Mike Gillislee-91).

### BILLS STATISTICS

#### RUSHING

D.Singletary 12-106-1TD, J.Cook 11-99-1TD, J.Allen 6-41-1TD, I.McKenzie 1-6, N.Hines 1-2

#### RECEIVING

G.Davis 3-45-1TD, D.Knox 3-38-1TD, S.Diggs 2-26, D.Singletary 2-19, R.Gilliam 1-12, N.Hines 1-9, J.Cook 1-9, C.Beasley 1-9, K.Shakir 1-5

#### PASSING

J.Allen 15-26-172-2 TD-2 INT-71.3 QB Rating

#### DEFENSE

Sacks: E.Oliver 1, A.Epenesa 1  
Interceptions: J.Johnson 1

#### FIELD GOALS

T.Bass (38WR)

Referee: Carl Cheffers

Weather: 9 degrees, Wind Chill -12, Winds W 26 mph

CBS Sports: Greg Gumbel, Adam Archuleta, A.J. Ross

Kickoff: 1:02 pm Length of game: 3:02





# BILLS 35, PATRIOTS 23

## SUNDAY, JANUARY 8, 2023 - HIGHMARK STADIUM



**Nyheim Hines**

### TEAM STATISTICS

BUF		NE
18	First Downs	20
327	Net Yards Gained	341
25/90	Rushes/Yards	23/107
237	Net Yards Passing	234
31/19/1	Att/Comp/INT	40/26/3
2/17	Sacked/Yards Lost	1/9
3/41.7	Punts/Average	4/40.3
2/2	Fumbles/Lost	1/0
2/20	Penalties/Yards	2/20
27:23	Time of Possession	32:37
7-12	3rd Down Efficiency	4-13
3	Turnovers	3

### PATRIOTS STATISTICS

#### RUSHING

R.Stevenson 6-54, D.Harris 13-48, M.Jones 4-5

#### RECEIVING

D.Parker 6-79-2TD, H.Henry 6-42, R.Stevenson 5-28, K.Bourne 4-45, J.Meyers 3-32-1TD, T.Thornton 1-13, D.Harris 1-4

#### PASSING

M.Jones 26-40-243-3 TD-3 INT-75.3 QB Rating

#### DEFENSE

Sacks: D.Wise 1, D.Ekuele 1  
Interceptions: D.McCourtney 1

#### FIELD GOALS

N.Folk (24)

### SCORING RECAP

	1st	2nd	3rd	4th	Pts
New England	7	7	3	6	23
Buffalo	7	7	14	7	35

- BUF - N.Hines 96 yd. kickoff return (T.Bass kick) (0-0, 0:14)
- NE - J.Meyers 2 yd. pass from M.Jones (N.Folk kick) (9-74, 4:44)
- BUF - D.Knox 4 yd. pass from J.Allen (T.Bass kick) (13-75, 6:30)
- NE - D.Parker 2 yd. pass from M.Jones (N.Folk kick) (9-74, 5:31)
- NE - N.Folk 24 yd. Field Goal (4-5, 1:28)
- BUF - N.Hines 101 yd. kickoff return (T.Bass kick) (0-0, 0:13)
- BUF - J.Brown 42 yd. pass from J.Allen (T.Bass kick) (7-81, 3:02)
- NE - D.Parker 26 yd. pass from M.Jones (pass failed) (8-85, 4:58)
- BUF - S.Diggs 49 yd. pass from J.Allen (T.Bass kick) (4-60, 2:46)

### NOTES

- Nyheim Hines became the first Bill and the 11th player all-time to record two kickoff returns for a touchdown in the same game. The last to do it was Leon Washington with Seattle in 2010.
- Hines 235 kickoff return yards set a franchise record set by Charlie Rogers (221) on 9/15/02.
- With the win, Buffalo tied a franchise record for most wins in a season with 13. They also did it in 1990, 1991 and 2020.

### BILLS STATISTICS

#### RUSHING

J.Cook 9-45, D.Singletery 7-29, J.Allen 9-16

#### RECEIVING

S.Diggs 7-104-1TD, G.Davis 3-39, I.McKenzie 2-19, D.Knox 2-13-1TD, J.Cook 2-6, J.Brown 1-42-1TD, K.Shakir 1-28, D.Singletery 1-3

#### PASSING

J.Allen 19-31-254-3 TD-1 INT-106.1 QB Rating

#### DEFENSE

Sacks: G.Rousseau 1  
Interceptions: M.Milano 1, T.White 1, T.Edmunds 1

#### FIELD GOALS

None

Referee: Clay Martin

Weather: 31 degrees, Winds SW 4 mph

CBS Sports: Jim Nantz, Tony Romo, Tracy Wolfson

Kickoff: 1:02 pm Length of game: 3:08



# BILLS 34, DOLPHINS 31

## SUNDAY, JANUARY 15, 2023 - HIGHMARK STADIUM

### AFC WILD CARD



**Matt Milano**

### TEAM STATISTICS

BUF		MIA
25	First Downs	16
423	Net Yards Gained	231
26/107	Rushes/Yards	20/42
316	Net Yards Passing	189
39/23/2	Att/Comp/INT	45/18/2
7/36	Sacked/Yards Lost	4/31
5/47.8	Punts/Average	6/43.7
4/1	Fumbles/Lost	0/0
2/13	Penalties/Yards	7/34
32:13	Time of Possession	27:47
9-16	3rd Down Efficiency	4-16
3	Turnovers	2

### DOLPHINS STATISTICS

#### RUSHING

J.Wilson 10-23-1TD, J.Waddle 1-8, T.Hill 2-5, S.Ahmed 5-3, S.Thompson 2-3

#### RECEIVING

T.Hill 7-69, S.Ahmed 3-45, J.Waddle 3-44, M.Gesicki 2-15-1TD, D.Smythe 1-20, C.Wilson 1-14, J.Wilson 1-13

#### PASSING

S.Thompson 18-45-220-1 TD-2 INT-44.7 QB Rating

#### DEFENSE

Sacks: Z.Sieler 2, B.Chubb 1, E.Rowe 1, J.Baker 1, C.Wilkins 1, J.Philips 0.5, E.Campbell 0.5 ... Interceptions: J.Holland 1, X.Howard 1

**FIELD GOALS** J.Sanders (40) (48) (37)

### SCORING RECAP

	1st	2nd	3rd	4th	Pts
Miami	0	17	7	7	31
Buffalo	14	6	14	0	34

- BUF - D.Knox 6 yd. pass from J.Allen (T.Bass kick) (5-73, 3:00)
- BUF - J.Cook 12 yd. run (T.Bass kick) (4-23, 2:13)
- BUF - T.Bass 33 yd. Field Goal (11-52, 4:51)
- MIA - J.Sanders 40 yd. Field Goal (10-38, 5:12)
- MIA - J.Sanders 48 yd. Field Goal (8-18, 3:46)
- MIA - J.Sanders 37 yd. Field Goal (4-8, 0:17)
- MIA - M.Gesicki 7 yd. pass from S.Thompson (S.Thompson-T.Hill pass) (4-18, 0:20)
- BUF - T.Bass 39 yd. Field Goal (6-54, 0:29)
- MIA - Z.Sieler 5 yd. fumble return (J.Sanders kick)
- BUF - C.Beasley 6 yd. pass from J.Allen (T.Bass kick) (5-33, 2:11)
- BUF - G.Davis 23 yd. pass from J.Allen (T.Bass kick) (5-68, 2:07)
- MIA - J.Wilson 1 yd. run (J.Sanders kick) (11-75, 6:14)

### NOTES

- Matt Milano became the first linebacker in team history to post two sacks in a postseason game.
- Cole Beasley recorded the first touchdown in the playoffs during his NFL career.
- Stefon Diggs (114 yards) and Gabe Davis (113) became the third pair of Bills to each record 100+ yards receiving in the same postseason game.

### BILLS STATISTICS

#### RUSHING

D.Singleterry 10-48, J.Cook 12-39-1TD, J.Allen 4-20

#### RECEIVING

S.Diggs 7-114, G.Davis 6-113-1TD, K.Shakir 3-51, D.Knox 3-20-1TD, C.Beasley 2-35-1TD, Q.Morris 1-12, N.Hines 1-7

#### PASSING

J.Allen 23-39-352-3 TD-2 INT-93.1 QB Rating

#### DEFENSE

Sacks: M.Milano 2, B.Basham 1, E.Oliver 1  
Interceptions: D.Marlowe 1, K.Elam 1

#### FIELD GOALS

T.Bass (33) (39)

Referee: Brad Allen

Weather: 28 degrees, Partly Sunny, Winds SSE 2 mph

CBS Sports: Jim Nantz, Tony Romo, Tracy Wolfson

Kickoff: 1:02 pm Length of game: 3:53



# BENGALS 27, BILLS 10

## SUNDAY, JANUARY 22, 2023 - HIGHMARK STADIUM

### AFC DIVISIONAL PLAYOFF



**Matt Milano**

### TEAM STATISTICS

BUF		CIN
18	First Downs	30
325	Net Yards Gained	412
19/63	Rushes/Yards	34/172
262	Net Yards Passing	240
42/25/1	Att/Comp/INT	36/23/0
1/3	Sacked/Yards Lost	1/2
4/44.8	Punts/Average	2/36.5
0/0	Fumbles/Lost	0/0
8/60	Penalties/Yards	2/9
26:06	Time of Possession	33:54
4-12	3rd Down Efficiency	6-10
1	Turnovers	0

### BENGALS STATISTICS

#### RUSHING

J.Mixon 20-105-1TD, S.Perine 7-33, J.Burrow 6-31, J.Chase 1-3

#### RECEIVING

J.Chase 5-61-1TD, H.Hurst 5-59-1TD, S.Perine 5-31, T.Higgins 3-28, J.Mixon 2-18, T.Boyd 1-23, T.Irwin 1-13, M.Wilcox 1-9

#### PASSING

J.Burrow 23-36-242-2 TD-0 INT-101.9 QB Rating

#### DEFENSE

Sacks: V.Bell 1  
Interceptions: C.Taylor-Britt 1

#### FIELD GOALS

E.McPherson (28) (20)

### SCORING RECAP

	1st	2nd	3rd	4th	Pts
Cincinnati	14	3	7	3	27
Buffalo	0	7	3	0	10

- CIN - J.Chase 28 yd. pass from J.Burrow (E.McPherson kick) (6-79, 3:20)
- CIN - H.Hurst 15 yd. pass from J.Burrow (E.McPherson kick) (10-72, 6:15)
- BUF - J.Allen 1 yd. run (T.Bass kick) (15-75, 7:41)
- CIN - E.McPherson 28 yd. Field Goal (14-65, 5:36)
- BUF - T.Bass 25 yd. Field Goal (14-65, 7:18)
- CIN - J.Mixon 1 yd. run (E.McPherson kick) (12-75, 6:25)
- CIN - E.McPherson 20 yd. Field Goal (9-61, 3:40)

### NOTES

- Bills LB Matt Milano recorded his 5th career playoff double-digit tackle performance (10 tackles) and his 3rd in a row.
- Milano's sack of Joe Burrow was his 3rd of the playoffs. His 3 sacks in a single postseason was tied for 3rd most in Bills history. (Jeff Wright 4 and Bruce Smith 3.5 in 1992)
- With 4 receptions, Bills WR Stefon Diggs moved past James Lofton and Don Beebe and into 3rd place on the Bills all-time postseason receptions list with 37.
- The Bills played in the Divisional playoff round for the 3rd straight season. Kansas City is the only other team to do so (5 consecutive).

### BILLS STATISTICS

#### RUSHING

J.Allen 8-26-1TD, D.Singletery 6-24, J.Cook 5-13

#### RECEIVING

D.Knox 5-65, D.Singletery 5-38, S.Diggs 4-35, C.Beasley 3-33, K.Shakir 2-40, G.Davis 2-34, I.McKenzie 2-10, Q.Morris 1-6, N.Hines 1-4

#### PASSING

J.Allen 25-42-265-0 TD-1 INT-68.1 QB Rating

#### DEFENSE

Sacks: M.Milano 1  
Interceptions: None

#### FIELD GOALS

T.Bass (25)

Referee: Carl Cheffers

Weather: 34 degrees, Snow, Winds ESE 4 mph

CBS Sports: Jim Nantz, Tony Romo, Tracy Wolfson

Kickoff: 3:02 pm Length of game: 3:01





---

# HISTORY



# ALL-TIME REGULAR SEASON SERVICE

## MOST SEASONS PLAYED

Rank	No.	Name
1.	15	WR Andre Reed (1985-99) DE Bruce Smith (1985-99)
2.	14	G Jim Ritcher (1980-93)
4.	13	OL Joe Devlin (1976-82, 1984-89) P Brian Moorman (2001-13) DT Kyle Williams (2006-2018)

## MOST REGULAR SEASON GAMES

Rank	Games	Name
1.	221	WR Andre Reed (1985-99)
2.	217	DE Bruce Smith (1985-99)
3.	203	G Jim Ritcher (1980-93)
4.	191	OL Joe Devlin (1976-82, 1984-89)
5.	190	P Brian Moorman (2001-13)
6.	188	LB Darryl Talley (1983-1994)
7.	183	DT Kyle Williams (2006-2018)
8.	178	S Steve Freeman (1975-1986)
9.	173	LB Mike Pike (1987-1998)
	173	RB Thurman Thomas (1988-1999)

## MOST GAMES PLAYED BY POSITION

### QUARTERBACKS

Rank	Games	Name
1.	164	QB Joe Ferguson (1973-84)
2.	160	QB Jim Kelly (1986-1996)
3.	93	QB Frank Reich (1985-94)

### OFFENSIVE LINEMAN

Rank	Games	Name
1.	203	G Jim Ritcher (1980-93)
2.	191	OL Joe Devlin (1976-82, 1984-89)
3.	170	C Kent Hull (1986-1996)

### WIDE RECEIVERS/TIGHT ENDS

Rank	Games	Name
1.	221	WR Andre Reed (1985-99)
2.	160	WR Steve Tasker (1986-97)
3.	156	TE Pete Metzelaars (1985-1994)

### RUNNING BACKS

Rank	Games	Name
1.	173	RB Thurman Thomas (1988-99)
2.	112	RB O.J. Simpson (1969-77)
3.	106	RB Fred Jackson (2007-14)

### DEFENSIVE LINEMAN

Rank	Games	Name
1.	217	DE Bruce Smith (1985-99)
2.	183	DT Kyle Williams (2006-2018)
3.	162	NT Fred Smerlas (1979-89)

### LINEBACKERS

Rank	Games	Name
1.	188	LB Darryl Talley (1983-1994)
2.	173	LB Mark Pike (1987-1998)
3.	142	LB Mike Stratton (1962-1972)

### SECONDARY

Rank	Games	Name
1.	178	DB Steve Freeman (1975-86)
2.	151	DB Charles Romes (1977-86)
3.	144	DB Henry Jones (1991-00)

### SPECIALISTS

Rank	Games	Name
1.	190	P Brian Moorman (2001-13)
2.	159	P Chris Mohr (1991-2000)
3.	152	K Rian Lindell (2003-12)



# ALL-TIME REGULAR SEASON SCORING

## ALL-TIME LEADING SCORERS

Rank	Points	Player
1.	1,011	K Steve Christie (1992-2000)
2.	980	K Rian Lindell (2003-12)
3.	670	K Scott Norwood (1985-91)
4.	522	RB Thurman Thomas (1988-99) WR Andre Reed (1985-99)
5.	464	K Dan Carpenter (2013-16)

## MOST POINTS, CAREER

Rank	Points	Player
1.	1,011	K Steve Christie (1992-2000)
2.	980	K Rian Lindell (2003-12)
3.	670	K Scott Norwood (1985-91)
4.	522	RB Thurman Thomas (1988-99) WR Andre Reed (1985-99)

## MOST TOUCHDOWNS, CAREER

Rank	TDs	Player
1.	87	RB Thurman Thomas (1988-99) WR Andre Reed (1985-99)
3.	70	RB O.J. Simpson (1969-77)
4.	49	WR Eric Moulds (1996-2005)
5.	43	WR Lee Evans (2004-10)

## MOST FIELD GOALS MADE, CAREER

Rank	FGs	Player
1.	234	K Steve Christie (1992-2000)
2.	225	K Rian Lindell (2003-12)
3.	133	K Scott Norwood (1985-91)
4.	109	K Dan Carpenter (2013-16)
5.	74	K John Leyboldt (1971-76)

## MOST POINTS, SEASON

Rank	Points	Player/Season
1.	141	K Tyler Bass (2020)
2.	140	K Steve Christie (1998)
3.	138	RB O.J. Simpson (1975)
4.	135	K Tyler Bass (2021)
5.	133	K Dan Carpenter (2014)

## MOST TOUCHDOWNS, SEASON

Rank	TDs	Player/Season
1.	16	RB O.J. Simpson (1975)
2.	13	RB Cookie Gilchrist (1962) RB Travis Henry (2002) RB Willis McGahee (2004) RB LeSean McCoy (2016)

## MOST FIELD GOALS MADE, SEASON

Rank	FGs	Player/Season
1.	34	Dan Carpenter (2014)
2.	33	Steve Christie (1998) Dan Carpenter (2013)
4.	32	Scott Norwood (1988)
5.	31	Steve Christie (1995)

## ALL-TIME SCORING

Overall TDs .....	2,275
TDs by rushing .....	836
TDs by reception .....	1,221
TDs by INT return.....	93
TDs by kickoff return.....	28
TDs by punt return .....	25
TDs by fumble return .....	56
TDs by blocked punt/FG .....	13
FGs made.....	1,263





# ALL-TIME REGULAR SEASON SCORING

## MOST POINTS, GAME

Rank	Points	Player/Game
1.	30	Cookie Gilchrist, vs. N.Y. Jets 12/8/63 (5 tdr)
2.	24	O.J. Simpson, vs. New England 11/23/75 (2 tdr, 2 tdp) Roland Hooks, vs. Cincinnati 9/9/79 (4 tdr) Jerry Butler, vs. N.Y. Jets 9/23/79 (4 tdp) Don Beebe, vs. Pittsburgh 9/8/91 (4 tdp) Thurman Thomas, vs. L.A. Rams 9/6/92 (3 tdr, 1 tdp) Willis McGahee, at Seattle 11/28/04 (4 tdr)

## MOST TOUCHDOWNS, GAME

Rank	Points	Player/Game
1.	5	Cookie Gilchrist, vs. N.Y. Jets 12/8/63 (5 rush)
2.	4	O.J. Simpson, vs. New England 11/23/75 (2 rush, 2 rec.) Roland Hooks, vs. Cincinnati 9/9/79 (4 rush) Jerry Butler, vs. N.Y. Jets 9/23/79 (4 rec.) Don Beebe, vs. Pittsburgh 9/8/91 (4 rec.) Thurman Thomas, vs. L.A. Rams 9/6/92 (3 rush, 1 rec.) Willis McGahee, at Seattle 11/28/04 (4 rush)

## MOST FIELD GOALS MADE, GAME

Rank	FGs	Player/Game
1.	6	Tyler Bass, vs. Cleveland (Detroit) 11/20/22 Tyler Bass, at N.Y. Jets 10/25/20 Steve Christie, at N.Y. Jets 10/20/96
2.	5	Pete Gogolak, at Houston 12/5/65 Scott Norwood, vs. Pittsburgh 9/25/88 Steve Christie, at Houston 9/18/94 Steve Christie, vs. N.Y. Jets 10/8/95 Rian Lindell, vs. Houston 9/11/05 Rian Lindell, vs. Tennessee 12/24/06 Rian Lindell, at Washington 12/2/07

## LONGEST FIELD GOAL

Rank	LG	Player/Game
1.	59	Steve Christie, 9/26/93 vs. Miami
2.	58	Tyler Bass, 11/15/20 at Arizona Dan Carpenter, 10/5/15 at Detroit
4.	57	Tyler Bass, 10/31/21 vs. Miami

## MOST CONSECUTIVE GAMES WITH A TD

Rank	Games	Player/Season
1.	14	O.J. Simpson (1975)
2.	7	Cookie Gilchrist (1962)
3.	6	Cookie Gilchrist (1963) Robb Riddick (1988) Thurman Thomas (1989) Thurman Thomas (1990) C.J. Spiller (2011-12) Karlos Williams (2015)



# ALL-TIME REGULAR SEASON PASSING

## ALL-TIME LEADING PASSERS

Player	Seasons	G	Att	Cmp	Pct	Yds	TD	Lg	Rate
1. Jim Kelly	1986-1996(11)	160	4779	2874	60.1	35467	237	84t	84.4
2. Joe Ferguson	1973-1984(12)	164	4166	2188	52.5	27590	181	92t	68.9
<b>3. Josh Allen</b>	<b>2018-2022(5)</b>	<b>77</b>	<b>2566</b>	<b>1604</b>	<b>62.5</b>	<b>18397</b>	<b>138</b>	<b>98t</b>	<b>92.2</b>
4. Jack Kemp	1962-1969(7)	88	2240	1039	46.4	15134	77	94	55.8
5. Ryan Fitzpatrick	2009-2012(4)	55	1742	1041	59.8	11654	80	98t	79.8
6. Drew Bledsoe	2002-2004(3)	48	1531	905	59.1	10151	55	73t	79.2
7. Tyrod Taylor	2015-2017(3)	44	1236	774	62.6	8857	51	84t	92.5
8. Doug Flutie	1998-2000(3)	39	1063	598	56.3	7582	47	84t	81.7
9. Dennis Shaw	1970-1973(4)	45	916	485	52.9	6286	35	75t	57.1
10. J.P. Losman	2004-2008(5)	42	941	558	59.3	6211	33	87t	75.6
11. Trent Edwards	2007-2010(4)	34	878	535	60.9	5739	25	70t	76.8
12. Rob Johnson	1998-2001(4)	30	663	401	60.5	4798	27	74t	85.5
13. EJ Manuel	2013-2016(4)	28	547	319	58.3	3502	19	80t	77.5
14. Todd Collins	1995-1997(3)	28	519	284	54.7	3218	16	95t	68.5
15. Kyle Orton	2014-2014(1)	12	447	287	64.2	3018	18	84	87.8
16. Alex Van Pelt	1995-2003(9)	32	477	262	54.9	2985	16	80t	64.1
17. Frank Reich	1985-1994(9)	93	377	222	58.9	2540	18	63t	81.9
18. Daryle Lamonica	1963-1966(4)	56	353	150	42.5	2499	16	93	55
19. Johnny Green	1960-1961(2)	18	354	145	41	2170	16	70	59.2
20. Warren Rabb	1961-1962(2)	23	251	101	40.2	1782	15	76	58.6

### MOST TD PASSES, CAREER

Player	TDs
1. Jim Kelly.....	237
2. Joe Ferguson .....	181
<b>3. Josh Allen .....</b>	<b>138</b>

### MOST COMPLETIONS, CAREER

Player	Comps
1. Jim Kelly.....	2,874
2. Joe Ferguson .....	2,188
<b>3. Josh Allen .....</b>	<b>1,604</b>

### BEST QB RATING, CAREER

Player	QB Rating
1. Tyrod Taylor.....	92.5
<b>2. Josh Allen .....</b>	<b>92.2</b>
3. Jim Kelly.....	84.4

### MOST ATTEMPTS, CAREER

Player	Atts
1. Jim Kelly.....	4,779
2. Joe Ferguson .....	4,166
<b>3. Josh Allen .....</b>	<b>2,566</b>

### BEST COMPLETION %, CAREER

Player	Comp%
1. Tyrod Taylor.....	62.6
<b>2. Josh Allen .....</b>	<b>62.5</b>
3. Jim Kelly.....	60.1

### MOST INTS, CAREER

Player	INTs
1. Joe Ferguson .....	190
2. Jim Kelly.....	175
3. Jack Kemp.....	132

[Min. 500 attempts]



# ALL-TIME REGULAR SEASON PASSING

## MOST PASSING YARDS, SEASON

Player	Season	G	Att	Cmp	Pct	Yds	TD	Int	Lg	Rate
1. Josh Allen	2020	16	572	396	69.2	4544	37	10	55	107.2
2. Josh Allen	2021	17	646	409	63.3	4407	36	15	61	92.2
3. Drew Bledsoe	2002	16	610	375	61.5	4359	24	15	73†	86
4. Josh Allen	2022	16	567	359	63.3	4238	35	14	98†	96.6
5. Jim Kelly	1991	15	474	304	64.1	3844	33	17	77†	97.6
6. Ryan Fitzpatrick	2011	16	569	353	62	3832	24	23	60†	79.1
7. Joe Ferguson	1981	16	498	252	50.6	3652	24	20	67†	74.1
8. Jim Kelly	1986	16	480	285	59.4	3593	22	17	84†	83.3
9. Joe Ferguson	1979	16	458	238	52	3572	14	15	84†	74.4
10. Jim Kelly	1992	16	462	269	58.2	3457	23	19	65†	81.2

## MOST ATTEMPTS, SEASON

Player	Atts
1. Josh Allen (2021) .....	646
2. Drew Bledsoe (2002).....	610
3. Josh Allen (2020) .....	572

## BEST COMPLETION %, SEASON

Player	Comp%
1. Josh Allen (2020).....	69.2
2. Kelly Holcomb (2005).....	67.4
3. Trent Edwards (2008)...	65.5%

## LOWEST INT %, SEASON

Player	INT %
1. Joe Ferguson (1976) .....	0.7
2. Tyrod Taylor (2017).....	1.0
3. Doug Flutie (2000) .....	1.3

## MOST COMPLETIONS, SEASON

Player	Comps
1. Josh Allen (2021).....	409
2. Josh Allen (2020).....	396
3. Drew Bledsoe (2002).....	375

## BEST QB RATING, SEASON

Player	QB Rating
1. Josh Allen (2020).....	107.2
2. Jim Kelly (1990).....	101.2
3. Tyrod Taylor (2015).....	99.4

## MOST INTS, SEASON

Player	INTs
1. Dennis Shaw (1971).....	26
2. Joe Ferguson (1983) .....	25
3. Joe Ferguson (1977) .....	24

## MOST TD PASSES, SEASON

Player	TDs
1. Josh Allen (2020).....	37
2. Josh Allen (2021).....	36
3. Josh Allen (2022).....	35

## FEWEST INTS, SEASON

Player	INTs
1. Joe Ferguson (1976).....	1
2. Doug Flutie (2000) .....	3
3. Tyrod Taylor (2017) .....	4

## LONGEST PASSING PLAYS

Yards	Player	Game
98	Josh Allen (to Gabe Davis)	10/9/22 vs. Pittsburgh
98	Ryan Fitzpatrick (to Terrell Owens)	11/22/09 at Jax.
95	Todd Collins (to Quinn Early)	12/1/96 at Indianapolis
94	Jack Kemp (to Glenn Bass)	10/11/64 at Houston





# ALL-TIME REGULAR SEASON PASSING

## MOST PASSING YARDS, GAME

Rank	Yards	Player/Game
1.	463	Drew Bledsoe 9/15/02 at Minnesota
2.	424	Josh Allen 10/9/22 vs. Pittsburgh
2.	419	Joe Ferguson 10/9/83 vs. Miami

## MOST TOUCHDOWN PASSES, GAME

Rank	TDs	Player/Game
1.	6	Jim Kelly 9/8/91 vs. Pittsburgh
2.	5	Joe Ferguson 9/23/79 vs. N.Y. Jets Joe Ferguson 10/9/83 at Miami Jim Kelly 9/24/89 at Houston (OT) Jim Kelly 10/21/91 vs. Cincinnati

## MOST ATTEMPTS, GAME

Rank	Atts	Player/Game
1.	63	Josh Allen 9/25/22 at Miami
2.	57	Kyle Orton 12/7/14 at Denver
3.	55	Joe Ferguson 10/9/83 at Miami
4.	53	Drew Bledsoe 10/6/02 vs. Oakland
5.	52	Jim Kelly 12/8/91 at L.A. Raiders

## MOST COMPLETIONS, GAME

Rank	Comps	Player/Game
1.	42	Josh Allen 9/25/22 at Miami
2.	38	Joe Ferguson 10/9/83 at Miami Kyle Orton 12/7/14 at Denver
4.	35	Josh Allen 10/18/21 at Tennessee
	35	Drew Bledsoe 9/15/02 at Minnesota

## BEST COMPLETION %, GAME

Rank	Comp%	Player/Game
1.	83.87%	Josh Allen (26-31) 9/8/22 at LA Rams
2.	83.33%	Trent Edwards (25-30) 10/19/08 vs. San Diego
3.	82.86%	Jim Kelly (29-35) 11/24/94 at Detroit
4.	82.61%	Jim Kelly (19-23) 11/3/96 vs. Washington
5.	82.14%	Doug Flutie (23-28) 10/11/98 at Indianapolis

## MOST INTERCEPTIONS, GAME

Rank	INTs	Player/Game
1.	6	Joe Ferguson 11/10/74 vs. Houston

## MOST CONSECUTIVE COMPLETIONS

Player	Game(s)	COMP
1. Trent Edwards	9/7/08 vs. SEA - 9/14/08 at JAX	16
2. Jim Kelly	2/23/89 at NYJ - 9/9/90 vs. Ind	15



# ALL-TIME REGULAR SEASON RUSHING

## ALL-TIME LEADING RUSHERS

Player	Season	G	Att	Yds	Avg	Lg	TD	Att/G	Yds/G
1. Thurman Thomas	1988-1999(12)	173	2849	11938	4.19	80†	65	16.5	69.0
2. O.J. Simpson	1969-1977(9)	112	2123	10183	4.80	94†	57	19	90.9
3. Fred Jackson	2007-2014(8)	106	1279	5646	4.41	80†	30	12.1	53.3
4. Joe Cribbs	1980-1985(5)	64	1082	4445	4.11	62†	21	16.9	69.5
5. Travis Henry	2001-2004(4)	54	963	3849	4.00	64	27	17.8	71.3
6. LeSean McCoy	2015-2018(4)	57	885	3814	4.31	75†	24	15.5	66.9
7. Wray Carlton	1960-1967(8)	87	819	3368	4.11	80	29	9.4	38.7
8. Willis McGahee	2004-2006(3)	46	868	3365	3.88	57†	24	18.9	73.2
9. C.J. Spiller	2010-2014(5)	70	668	3321	4.97	77	12	9.5	47.4
<b>10. Devin Singletary</b>	<b>2019-2022(4)</b>	<b>61</b>	<b>672</b>	<b>3151</b>	<b>4.69</b>	<b>51†</b>	<b>16</b>	<b>11.0</b>	<b>51.7</b>
<b>11. Josh Allen</b>	<b>2018-2022(5)</b>	<b>77</b>	<b>546</b>	<b>3087</b>	<b>5.65</b>	<b>45</b>	<b>38</b>	<b>7.1</b>	<b>40.1</b>
12. Cookie Gilchrist	1962-1964(3)	42	676	3056	4.52	67	31	16.1	72.8
13. Antowain Smith	1997-2000(4)	57	760	2932	3.86	59	26	13.3	51.4
14. Jim Braxton	1971-1978(8)	80	721	2842	3.94	36	23	9	35.5
15. Marshawn Lynch	2007-2010(4)	45	687	2765	4.02	56†	17	15.3	61.4
16. Kenneth Davis	1989-1994(6)	96	561	2460	4.39	78†	23	5.8	25.6
17. Greg Bell	1984-1987(4)	40	589	2420	4.11	85†	19	14.7	60.5
18. Curtis Brown	1977-1982(6)	76	564	2171	3.85	58†	8	7.4	28.6
19. Roland Hooks	1976-1982(7)	98	399	1682	4.22	66	12	4.1	17.2
20. Terry Miller	1978-1980(3)	47	389	1579	4.06	75	8	8.3	33.6

## MOST RUSHING YARDS, SEASON

Player	Season	G	Att	Yds	Avg	Lg	TD	Att/G	Yds/G
1. O.J. Simpson	1973 Buf	14	332	2003	6.03	80†	12	23.7	143.1
2. O.J. Simpson	1975 Buf	14	329	1817	5.52	88†	16	23.5	129.8
3. O.J. Simpson	1976 Buf	14	290	1503	5.18	75†	8	20.7	107.4
4. Thurman Thomas	1992 Buf	16	312	1487	4.77	44	9	19.5	92.9
5. Travis Henry	2002 Buf	16	325	1438	4.42	34	13	20.3	89.9
6. Thurman Thomas	1991 Buf	15	288	1407	4.89	33	7	19.2	93.8
7. Travis Henry	2003 Buf	15	331	1356	4.1	64	10	22.1	90.4
8. Thurman Thomas	1993 Buf	16	355	1315	3.7	27	6	22.2	82.2
9. Thurman Thomas	1990 Buf	16	271	1297	4.79	80†	11	16.9	81.1
10. LeSean McCoy	2016 Buf	15	234	1267	5.41	75†	13	15.6	84.5
11. O.J. Simpson	1972 Buf	14	292	1251	4.28	94†	6	20.9	89.4
12. Willis McGahee	2005 Buf	16	325	1247	3.84	27	5	20.3	77.9
13†. C.J. Spiller	2012 Buf	16	207	1244	6.01	62	6	12.9	77.8
13†. Thurman Thomas	1989 Buf	16	298	1244	4.17	38	6	18.6	77.8
15. Joe Cribbs	1980 Buf	16	306	1185	3.87	48	11	19.1	74.1



# ALL-TIME REGULAR SEASON RUSHING

## MOST RUSHING ATTEMPTS, CAREER

Rank	Atts	Player/Seasons
1.	2,849	Thurman Thomas 1988-99
2.	2,123	O.J. Simpson 1969-77
3.	1,279	Fred Jackson 2007-14
4.	1,082	Joe Cribbs 1980-83, 1985
5.	963	Travis Henry 2001-04

## MOST RUSHING TOUCHDOWNS, CAREER

Rank	TDs	Player/Seasons
1.	65	Thurman Thomas 1988-99
2.	57	O.J. Simpson 1969-77
3.	38	<b>Josh Allen 2018-22</b>
4.	31	Cookie Gilchrist 1962-64
5.	30	Fred Jackson 2007-14
6.	29	Wray Carlton 1960-67

## BEST RUSHING AVERAGE, CAREER

Rank	Avg	Player/Seasons
1.	5.65	<b>Josh Allen 2018-22</b>
2.	5.57	Tyrod Taylor 2015-17
3.	4.97	C.J. Spiller 2010-14
4.	4.80	O.J. Simpson 1969-77
5.	4.69	<b>Devin Singletary 2019-22</b>

## MOST 100 YARD GAMES, CAREER

Rank	Games	Player/Seasons
1.	46	Thurman Thomas 1988-99
2.	41	O.J. Simpson 1969-77

## LONGEST RUSHING PLAYS

Player	Game	Long
1. O.J. Simpson	10/29/72 vs. PITT	94t
2. O.J. Simpson	9/28/75 vs. PITT	88t
3. Greg Bell	11/18/84 vs. DAL	85t
4t. Wray Carlton	12/5/65 at HOU	80t
4t. O.J. Simpson	11/18/84 vs. DAL	80t
4t. Thurman Thomas	11/18/90 vs. NE	80t
4t. Fred Jackson	10/16/11 at NYG	80t

## MOST RUSHING ATTEMPTS, SEASON

Rank	ATTs	Player/Season
1.	355	Thurman Thomas 1993
2.	332	O.J. Simpson 1973
3.	331	Travis Henry 2003
4.	329	O.J. Simpson 1975
5.	325	Travis Henry 2002 Willis McGahee 2005

## MOST RUSHING TOUCHDOWNS, SEASON

Rank	TDs	Player/Season
1.	16	O.J. Simpson 1975
2.	13	Cookie Gilchrist 1962 Travis Henry 2002 Willis McGahee 2004 LeSean McCoy 2016

## BEST RUSHING AVERAGE, SEASON

Rank	Avg	Player/Season
1.	6.25	<b>Josh Allen 2021</b>
2.	6.15	<b>Josh Allen 2022</b>
3.	6.03	O.J. Simpson 1973

## MOST 1,000 YARD RUSHING SEASONS

Rank	1,000 Yard Seasons	Player
1.	8	Thurman Thomas
2.	5	O.J. Simpson
3.	3	Joe Cribbs

## MOST 100 YARD GAMES, SEASON

Rank	Games	Player/Seasons
1.	11	O.J. Simpson 1973
2.	9	Thurman Thomas 1992
3.	8	O.J. Simpson 1975 Thurman Thomas 1991





# ALL-TIME REGULAR SEASON RUSHING

## MOST RUSHING YARDS, GAME

Rank	Yards	Player/Game
1.	273	O.J. Simpson 11/25/76 at Detroit
2.	250	O.J. Simpson 9/16/73 at New England
3.	243	Cookie Gilchrist 12/8/63 vs. N.Y. Jets
4.	227	O.J. Simpson 9/28/75 at Pittsburgh
5.	219	O.J. Simpson 12/9/73 vs. New England

## MOST RUSHING ATTEMPTS, GAME

Rank	Atts	Player/Game
1.	39	O.J. Simpson 10/29/73 vs. Kansas City
2.	37	Thurman Thomas 11/8/92 vs. Pittsburgh Willis McGahee 11/7/04 vs. N.Y. Jets
4.	36	Cookie Gilchrist 12/8/63 vs. N.Y. Jets Joe Cribbs 12/4/83 at Kansas City

## MOST RUSHING TOUCHDOWNS, GAME

Rank	TDs	Player/Game
1.	5	Cookie Gilchrist 12/8/63 vs. N.Y. Jets
2.	4	Roland Hooks 9/9/79 vs. Cincinnati Willis McGahee 11/28/04 at Seattle

## BEST RUSHING AVERAGE, GAME

Rank	AVG	Player/Game
1.	13.45	Wray Carlton 12/5/65 at Houston
2.	12.07	C.J. Spiller 9/9/12 at N.Y. Jets
3.	11.89	Thurman Thomas 9/24/90 at N.Y. Jets
4.	11.59	O.J. Simpson 11/17/75 at Cincinnati
5.	10.75	Antowain Smith 9/21/97 vs. Indianapolis

\*Min. 10 attempts

## MOST CONSECUTIVE RUSHING TD

Player	Games	Total
1t. Cookie Gilchrist	9/30/62 at DAL - 11/11/62 at SD	7
1t. O.J. Simpson	11/9/75 vs. BAL - 12/20/75 vs. MIN	7
3t. O.J. Simpson	9/21/75 vs. NYJ - 10/26/75 vs. MIA	6
3t. Robb Riddick	10/9/88 vs. IND - 11/14/88 at MIA	6

## LONGEST NON-SCORING RUSHING PLAYS

Player	Game	Long
1. C.J. Spiller	12/1/13 vs. ATL	77
2. Terry Miller	11/18/79 vs. GB	75
3. Wayne Patrick	10/11/69 vs. BOS	72
4. O.J. Simpson	12/9/73 vs. NE	71
5. Ben Gregory	9/29/68 vs. NYJ	67



# ALL-TIME REGULAR SEASON RECEIVING

## ALL-TIME LEADING RECEIVERS

Player	Season	G	Rec	Yds	Avg	Lg	TD
1. Andre Reed	1985-1999(15)	221	941	13095	13.9	83t	86
2. Eric Moulds	1996-2005(10)	154	675	9096	13.5	84t	48
3. Thurman Thomas	1988-1999(12)	173	456	4341	9.5	74t	22
4. Lee Evans	2004-2010(7)	109	377	5934	15.7	87t	43
<b>5. Stefon Diggs</b>	<b>2020-2022(3)</b>	<b>49</b>	<b>338</b>	<b>4189</b>	<b>12.4</b>	<b>61</b>	<b>29</b>
6. Fred Jackson	2007-2014(8)	106	322	2640	8.2	65t	7
7. Josh Reed	2002-2009(8)	115	311	3575	11.5	52	10
8. Pete Metzelaars	1985-1994(10)	156	302	2921	9.7	53t	25
9. Stevie Johnson	2008-2013(6)	75	301	3832	12.7	63	28
10. Bob Chandler	1971-1979(9)	116	295	3999	13.6	58t	34
11. Elbert Dubenion	1960-1968(9)	103	294	5294	18	89	35
12. Peerless Price	1999-2007(6)	84	288	3772	13.1	73t	25
13. Jerry Butler	1979-1986(7)	88	278	4301	15.5	75t	29
14. Frank Lewis	1978-1983(6)	80	269	4638	17.2	92t	24
15. Cole Beasley	2019-2021(3)	46	231	2438	10.6	51	11
16. Jay Riemersma	1997-2002(6)	90	204	2304	11.3	38	20
17. Robert Woods	2013-2016(4)	57	203	2451	12.1	57	12
18. Scott Chandler	2010-2014(5)	65	182	2120	11.6	43	17
19. Joe Cribbs	1980-1985(5)	64	180	1783	9.9	65t	15
20. Charles Clay	2015-2018(4)	54	178	1822	10.2	44	9

## MOST RECEIVING YARDS, CAREER

Rank	Yards	Player/Seasons
1.	13,095	Andre Reed 1985-99
2.	9,096	Eric Moulds 1996-2005
3.	5,934	Lee Evans 2004-10
4.	5,294	Elbert Dubenion 1960-68
5.	4,638	Frank Lewis 1978-83

## BEST RECEIVING AVERAGE, CAREER

Rank	Yards	Player/Seasons
1.	18.12	James Lofton 1989-92
2.	18.09	Haven Moses 1968-72
3.	17.94	Elbert Dubenion 1960-68
4.	17.28	Glenn Bass 1961-66
5.	17.24	Frank Lewis 1978-83

## MOST RECEIVING TOUCHDOWNS, CAREER

Rank	TDs	Player/Seasons
1.	86	Andre Reed 1985-99
2.	48	Eric Moulds 1996-2005
3.	43	Lee Evans 2004-10
4.	35	Elbert Dubenion 1960-68
5.	34	Bob Chandler 1971-79

## 100-YARD RECEIVING GAMES, CAREER

Rank	Games	Player/Seasons
1.	36	Andre Reed 1985-99
2.	26	Eric Moulds 1996-2005
3.	16	Elbert Dubenion 1960-68
	<b>16</b>	<b>Stefon Diggs 2020-22</b>
5.	14	Frank Lewis 1978-83
		Lee Evans 2004-10



# ALL-TIME REGULAR SEASON RECEIVING

## MOST RECEIVING YARDS, SEASON

Rank	Yards	Player/Season
1.	1,535	Stefon Diggs 2020
2.	1,429	Stefon Diggs 2022
3.	1,368	Eric Moulds 1998
4.	1,326	Eric Moulds 2000
5.	1,312	Andre Reed 1989
6.	1,303	Andre Reed 1994

## MOST RECEPTIONS, SEASON

Rank	Rec	Player/Season
1.	127	Stefon Diggs 2020
2.	108	Stefon Diggs 2022
3.	103	Stefon Diggs 2021
4.	100	Eric Moulds 2002

## MOST RECEIVING TOUCHDOWNS, SEASON

Rank	Rec	Player/Season
1.	11	Bill Brooks 1995 Stefon Diggs 2022
2.	10	Stefon Diggs 2021 Elbert Dubenion 1964 Bob Chandler 1976 Andre Reed 1991 Eric Moulds 2002 Stevie Johnson 2010

## BEST RECEIVING AVERAGE, SEASON

Rank	Avg	Player/Season
1.	27.12	Elbert Dubenion 1964
2.	22.88	Chris Burkett 1986
3.	20.86	Glenn Bass 1964
4.	20.42	Eric Moulds 1998
5.	20.34	James Lofton 1990

## 100-YARD RECEIVING GAMES, SEASON

Rank	Games	Player/Seasons
1.	7	Stefon Diggs 2020 Andre Reed 1989 Eric Moulds 2020

## MOST RECEIVING YARDS, GAME

Rank	Yards	Player/Game
1.	265	Lee Evans 11/19/06 at Houston
2.	255	Jerry Butler 9/23/79 vs. N.Y. Jets
3.	231	Glenn Bass 11/8/64 at N.Y. Jets
4.	220	James Lofton 10/21/91 vs. Cincinnati
5.	218	Elbert Dubenion 10/24/64 vs. N.Y. Jets

## MOST RECEPTIONS, GAME

Rank	Rec	Player/Game
1.	15	Andre Reed 11/20/94 vs. GB
2.	13	Greg Bell 9/8/85 vs. San Diego Andre Reed 9/18/89 vs. Denver Thurman Thomas 9/15/91 at N.Y. Jets Peerless Price 9/15/02 at Minnesota

## MOST RECEIVING TOUCHDOWNS, GAME

Rank	Rec	Player/Game
1.	4	Jerry Butler 9/23/79 vs. N.Y. Jets Don Beebe 9/8/91 vs. Pittsburgh

## CONSECUTIVE 100-YARD RECEIVING GAMES

Player	Games	Total
1t. Stefon Diggs	12/13/20 vs. PIT - 12/28/20 at NE	3
1t. Elbert Dubenion	10/11/64 at HOU - 10/24/64 vs. NYJ	3
1t. Andre Reed	9/18/89 vs. DEN - 10/1/89 vs. NE	3



# ALL-TIME REGULAR SEASON SCRIMMAGE YARDS

## ALL-TIME LEADING SCRIMMAGE

	Player	Season	G	Touch	Scrim Yards	ScrimYds /Game	Scrim TD
1	Thurman Thomas	1988-1999(12)	173	3305	16279	94.1	87
2	Andre Reed	1985-1999(15)	221	1016	13595	61.5	87
3	O.J. Simpson	1969-1977(9)	112	2298	12107	108.1	69
4	Eric Moulds	1996-2005(10)	154	703	9253	60.1	48
5	Fred Jackson	2007-2014(8)	106	1601	8286	78.2	37

## MOST TOTAL YARDS FROM SCRIMMAGE, SEASON

	Player	Season	G	Touch	Scrim Yards	ScrimYds /Game	Scrim TD
1	O.J. Simpson	1975	14	357	2243	160.2	23
2	Thurman Thomas	1992	16	370	2113	132.1	12
3	O.J. Simpson	1973	14	338	2073	148.1	12
4	Thurman Thomas	1991	15	350	2038	135.9	12
5	Thurman Thomas	1989	16	358	1913	119.6	12

## MOST TOUCHES, CAREER

Rank	Touches	Player/Seasons
1.	3,305	Thurman Thomas 1988-99
2.	2,298	O.J. Simpson 1969-77
3.	1,601	Fred Jackson 2007-14
4.	1,262	Joe Cribbs 1980-85
5.	1,066	Travis Henry 2001-04

## MOST TOUCHES, SEASON

Rank	Touches	Player/Season
1.	403	Thurman Thomas 1993
2.	370	Thurman Thomas 1992
3.	368	Travis Henry 2002
4.	359	Travis Henry 2003
5.	358	Thurman Thomas 1989
	358	O.J. Simpson 1975

## BEST YARDS PER TOUCH, CAREER

Rank	Avg	Player/Seasons
1.	13.4	Andre Reed 1985-99
2.	5.5	C.J. Spiller 2010-14
3.	5.3	O.J. Simpson 1969-77
4.	5.2	Cookie Gilchrist 1962-1964
5.	5.2	Fred Jackson 2007-14

## BEST YARDS PER TOUCH, SEASON

Rank	Avg	Player/Season
1.	13.9	Andre Reed 1994
2.	12.9	Eric Moulds 2002
3.	6.8	Larry Centers 2001
4.	6.8	C.J. Spiller 2012

## TOP SINGLE-GAME SCRIMMAGE YARD TOTALS

Yards	Player	Game
273	O.J. Simpson	11/25/76 at Detroit
268	Thurman Thomas	9/1/91 vs. Miami





# ALL-TIME REGULAR SEASON INTERCEPTIONS

## ALL-TIME INTERCEPTIONS LEADERS

Player	Season	G	Int	Yds	Avg	Long	TD
1. Butch Byrd	1964-1971(8)	112	40	666	16.7	75	5
2. Tony Greene	1971-1979(9)	128	37	628	17.0	101†	2
3. Mark Kelso	1986-1993(8)	99	30	327	10.9	78†	1
4. Charles Romes	1977-1986(10)	151	28	493	17.6	85†	1
5. Nate Odomes	1987-1993(7)	108	26	224	8.6	48	1
6. Mario Clark	1976-1983(8)	115	25	438	17.5	53	0
7†. Nate Clements	2001-2006(6)	96	23	341	14.8	58†	5
7†. Booker Edgerson	1962-1969(8)	100	23	421	18.3	91	2
7†. Steve Freeman	1975-1986(12)	178	23	329	14.3	50†	3
<b>10†. Jordan Poyer</b>	<b>2017-2022(6)</b>	<b>91</b>	<b>22</b>	<b>151</b>	<b>6.9</b>	<b>26</b>	<b>1</b>
10†. Jairus Byrd	2009-2013(5)	73	22	409	18.6	57	2
10†. George Saimes	1963-1969(7)	91	22	238	10.8	32	0

## LONGEST INT RETURN

Player	Long
1. Tony Greene (1976)	101†
2. Tom Janik (1972)	100†
3. Booker Edgerson (1964)	91
4†. Charles Romes (1978)	85†
4†. Henry Jones (1993)	85†

## MOST INTERCEPTIONS, SEASON

Rank	Touches	Player/Seasons
1	10	Billy Atkins 1961 Tom Janik 1967
3.	9	Tony Greene 1974 Tony Greene 1977 Nate Odomes 1993 Jairus Byrd 2009

## MOST INTS RETURNED FOR A TD, CAREER

Rank	TDs	Player/Seasons
1.	5	George "Butch" Byrd 1964-70 Tom Janik 1965-68 Nate Clements 2001-06
2.	4	Henry Jones 1991-2000
3.	3	Steve Freeman 1975-80

## MOST INTERCEPTIONS, GAME

Rank	Rec	Player/Game
1.	3	Billy Atkins 10/16/60 vs. N.Y. Titans Marv Matuszak 10/7/62 at Houston Charley Warner 9/19/65 at Denver Tom Janik 12/9/67 at Boston George "Butch" Byrd 10/5/69 at Houston Tony Greene 10/30/77 at Seattle Jeff Nixon 9/7/80 vs. Miami Mark Kelso 12/12/92 vs. Denver Nate Clements 10/20/02 at Miami

## MOST INTS RETURNED FOR A TD, SEASON

Rank	TDs	Player/Season
1.	2	Tom Janik 1966 Tom Janik 1967 Booker Edgerson 1968 Henry Jones 1992 Brandon Spoon 2001 Takeo Spikes 2004 Jabari Greer 2008

## MOST INTERCEPTION YARDS, CAREER

Rank	Yards	Player/Seasons
1.	666	George "Butch" Byrd 1964-70
2.	628	Tony Greene 1971-79
3.	495	Tom Janik 1965-68
4.	493	Charles Romes 1977-86



# ALL-TIME REGULAR SEASON SACKS/MISC TDS

## MOST SACKS, CAREER

Rank	Sacks	Player/Seasons
1.	171.0	Bruce Smith 1985-99
2.	78.0	Aaron Schobel 2001-09
3.	61.5	Phil Hansen 1991-2001
4.	53.0	Jerry Hughes 2013-2021
5.	52.5	Cornelius Bennett 1987-95
6.	48.5	Kyle Williams 2006-2018
7.	43.0	Mario Williams 2012-15
8.	38.5	Darryl Talley 1983-94
9.	35.0	Marcell Dareus 2011-2017

## MOST SACKS, SEASON

Rank	Sacks	Player/Season
1.	19.0	Bruce Smith 1990
2.	17.5	Bryce Paup 1995
3.	15.0	Bruce Smith 1986
4.	14.5	Mario Williams 2014
5.	14.0	Bruce Smith 1993 Bruce Smith 1992 Bruce Smith 1997

## MOST SACKS, GAME

Rank	Sacks	Player/Game
1.	4.5	Mario Williams 9/15/13 vs. Carolina
2.	4.0	Cornelius Bennett 12/27/87 at Philadelphia Bruce Smith 12/9/90 at Indianapolis Bruce Smith 9/18/94 at Houston
5.	3.5	Mario Williams 11/13/14 at Miami

**Note:** The Bills record book only includes figures since 1982 when sacks first became an official NFL statistic

## LONGEST FUMBLE RETURN FOR A TD

Rank	Return	Player/Game
1.	87	Dave Kilson 9/25/83 vs. Houston
2.	74	Da'Norris Searcy 9/8/13 vs. New England
3.	68	Terrence McGee 11/12/06 at Indianapolis

## MOST FUMBLE RETURN TDS, CAREER

Rank	Returns	Player/Seasons
1.	2	Jerry Hughes 2013-2020 Nate Odomes 1987-1993 Ahmad Rashad 1987-1993

## LONGEST BLOCKED PUNT TD RETURN

Rank	Return	Player/Game
1.	38	James Williams 10/7/90 vs. L.A. Raiders
2.	36	Stan David 12/8/84 at N.Y. Jets
3.	18	Gabe Northern 11/10/96 at Philadelphia

## LONGEST BLOCKED FIELD GOAL TD

Rank	Return	Player/Game
1.	80	Cornelius Bennett 9/30/90 vs. Denver
2.	76	Charles Romea 9/2/79 vs. Miami Mark Kelso 9/24/89 at Houston
4.	72	Jim Dunaway 11/13/66 vs. N.Y. Jets



# ALL-TIME REGULAR SEASON PUNTING

## ALL-TIME LEADING PUNTERS, GROSS

	Player	Season	G	Punt	Blk	Yds	Avg	TB	In20
1.	Corey Bojorquez	2018-2020 (3)	40	165	2	7423	45.0	18	74
2.	Shawn Powell	2012-2013 (2)	18	100	0	4473	44.7	7	33
3.	Colton Schmidt	2014-2018 (5)	68	346	0	15224	44.0	21	110
4.	Brian Moorman	2001-2013(13)	190	923	2	40370	43.7	82	259
5.	Paul Maguire	1964-1970(7)	98	552	3	23249	42.1	-	-

## MOST PUNTS, CAREER

Rank	Punts	Player/Seasons
1.	923	Brian Moorman 2001-13
2.	769	Chris Mohr 1991-2000
3.	552	Paul Maguire 1964-70

## MOST PUNTS INSIDE THE 20, CAREER

Rank	Punts	Player/Seasons
1.	259	Brian Moorman 2001-13
2.	190	Chris Mohr 1991-2000
3.	130	Paul Maguire 1964-70

## LONGEST PUNT

Rank	Punt	Player/Game
1.	84	Brian Moorman 12/22/02 at Green Bay
2.	80	Chris Mohr 10/13/96 vs. Miami Brian Moorman 9/12/04 vs. Jacksonville

## MOST PUNTS, SEASON

Rank	Punts	Player/Season
1.	101	Chris Mohr 1996
2.	100	Paul Maguire 1968
3.	96	Rusty Jackson 1979

## MOST PUNTS INSIDE THE 20, SEASON

Rank	Punts	Player/Season
1.	34	Corey Bojorquez 2019
2.	33	John Kidd 1985 Brian Moorman 2006

## BEST GROSS AVERAGE, SEASON

Rank	Avg	Player/Season
1.	50.78	Corey Bojorquez 2020
2.	48.22	Brian Moorman 2011
3.	46.58	Brian Moorman 2009

## BEST GROSS AVERAGE, GAME

Rank	Avg	Player/Game
1.	57.83	Brian Moorman 10/8/06 at Chicago
2.	56.50	Brian Moorman 9/7/03 vs. New England
3.	55.14	Paul Maguire 9/21/69 vs. Houston

## MOST PUNTS, GAME

Rank	Punts	Player/Game
1.	11	Paul Maguire 10/15/67 vs. Oakland Paul Maguire 12/7/68 at Houston Marv Bateman 11/15/76 at Dallas Chris Mohr 10/6/96 vs. Indianapolis



# ALL-TIME REGULAR SEASON PUNT RETURNS

## ALL-TIME LEADING PUNT RETURNERS

	Player	Season	G	PR	FC	Yds	Avg	Lg	TD
1	Roscoe Parrish	2005-2011(7)	77	135	52	1622	12	82†	3
2	Jeff Burris	1994-1997(4)	54	100	22	1045	10.5	57	0
3	Leodis McKelvin	2008-2015(8)	98	99	53	1021	10.3	88†	3
4	Keith Moody	1976-1979(4)	58	88	29	920	10.5	91†	3
5	Kevin Williams	1998-1999(2)	32	70	28	700	10	73	0

## MOST PUNT RETURNS, CAREER

Rank	Returns	Player/Seasons
1.	135	Roscoe Parrish 2005-11
2.	100	Jeff Burris 1994-97
3.	99	Leodis McKelvin 2008-15

## MOST PUNT RETURN YARDS, CAREER

Rank	Yards	Player/Seasons
1.	1,622	Roscoe Parrish 2005-11
2.	1,045	Jeff Burris 1994-97
3.	1,021	Leodis McKelvin 2008-15

## MOST PUNT RETURN TDs, CAREER

Rank	TDs	Player/Seasons
1.	3	Keith Moody 1976-79 Roscoe Parrish 2005-11 Leodis McKelvin 2008-15

## BEST PUNT RETURN AVERAGE, CAREER

Rank	Avg	Player/Seasons
1.	12.08	C.J. Spiller 2010-14
2.	12.01	Roscoe Parrish 2005-11
3.	12.00	Clifford Hicks 1990-92

## LONGEST PUNT RETURN

Rank	Return	Player/Game
1.	91	Keith Moody 10/23/77 vs. Cleveland
2.	88	Leodis McKelvin 9/16/12 vs. Kansas City
3.	86	Nate Clements 11/21/04 vs. St. Louis

## MOST PUNT RETURNS, SEASON

Rank	Returns	Player/Season
1.	43	Donnie Walker 1974
2.	42	Robb Riddick 1983
3.	38	Keith Moody 1979

## MOST PUNT RETURN YARDS, SEASON

Rank	Yards	Player/Season
1.	440	Roscoe Parrish 2007
2.	431	Leodis McKelvin 2012
3.	384	Donnie Walker 1974

## MOST PUNT RETURN TDs, SEASON

Rank	TDs	Player/Season
1.	2	Leodis McKelvin 2012
2.	1	On 23 occasions (Last: Isaiah McKenzie 2020)

## BEST PUNT RETURN AVERAGE, SEASON

Rank	Avg	Player/Season
1.	18.74	Leodis McKelvin 2012
2.	16.30	Roscoe Parrish 2007
3.	15.33	Roscoe Parrish 2008





# ALL-TIME REGULAR SEASON KICK RETURNS

## ALL-TIME LEADING KICK RETURNERS

	Player	Season	G	KR	Yds	Avg	Lg	TD
1	Terrence McGee	2003-2012(10)	122	207	5450	26.3	104†	5
2	Leodis McKelvin	2008-2015(8)	98	95	2471	26	98†	1
3	Keith Moody	1976-1979(4)	58	101	2168	21.5	45	0
4	Eric Moulds	1996-2005(10)	154	96	2128	22.2	97†	1
5	Kevin Williams	1998-1999(2)	32	89	1899	21.3	62	0

## MOST KICK RETURNS, CAREER

Rank	Returns	Player/Seasons
1.	207	Terrence McGee 2003-12
2.	101	Keith Moody 1976-79
3.	96	Eric Moulds 1996-2005
4.	95	Leodis McKelvin 2008-15

## MOST KICK RETURN YARDS, CAREER

Rank	Yards	Player/Seasons
1.	5,450	Terrence McGee 2003-12
2.	2,471	Leodis McKelvin 2008-15
3.	2,168	Keith Moody 1976-79

## MOST KICK RETURN TDS, CAREER

Rank	TDs	Player/Seasons
1.	5	Terrence McGee 2003-12
2.	3	Charley Warner 1964-66
3.	2	<b>Nyheim Hines 2022</b> Wallace Francis 1973-74 C.J. Spiller 2010-14

## BEST KICK RETURN AVERAGE, CAREER

Rank	Avg	Player/Seasons
1.	30.00	O.J. Simpson 1969-77
2.	28.51	Andre Roberts 2019-20
3.	27.23	Wallace Francis 1973-74

## LONGEST KICK RETURN

Rank	Return	Player/Game
1.	104	Terrence McGee 12/5/04 at Miami (TD)

## MOST KICK RETURNS, SEASON

Rank	Returns	Player/Season
1.	64	Charlie Rogers 2002
2.	52	Eric Moulds 1996 Terrence McGee 2004 Terrence McGee 2006 Leodis McKelvin 2008

## MOST KICK RETURN YARDS, SEASON

Rank	Yards	Player/Season
1.	1,468	Leodis McKelvin 2008
2.	1,391	Terrence McGee 2005
3.	1,370	Terrence McGee 2004

## MOST KICK RETURN TDS, SEASON

Rank	TDs	Player/Season
1.	3	Terrence McGee 2004
2.	2	<b>Nyheim Hines 2022</b> Charley Warner 1965 Wallace Francis 1973

## BEST KICK RETURN AVERAGE, SEASON

Rank	Avg	Player/Season
1.	30.24	Terrence McGee 2005
2.	30.03	Andre Roberts 2020
3.	29.87	Wallace Francis 1973
4.	28.33	Leodis McKelvin 2012



# ALL-TIME REGULAR SEASON ROOKIE RECORDS

## PASSING

### MOST ATTEMPTS, Season

1. Dennis Shaw, 1970.....321
2. **Josh Allen, 2018 .....320**
3. EJ Manuel, 2013.....306
4. Trent Edwards, 2007 .....269
5. John Green, 1960.....228

### MOST COMPLETIONS, Season

1. EJ Manuel, 2013..... 180
2. Dennis Shaw, 1970..... 178
3. **Josh Allen, 2018 ..... 169**
4. Trent Edwards, 2007 ..... 151
5. Dan Darragh, 1968 ..... 92

### MOST YARDS, Season

1. Dennis Shaw, 1970.....2,507
2. **Josh Allen, 2018 .....2,074**
3. EJ Manuel, 2013.....1,972
4. Trent Edwards, 2007 .....1,630
5. John Green, 1960.....1,267

### MOST TD PASSES, Season

1. EJ Manuel, 2013..... 11
- 2t. **Josh Allen, 2018 ..... 10**
- 2t. John Green, 1960..... 10
- 2t. Dennis Shaw, 1970..... 10
- 4t. Trent Edwards, 2007 ..... 7

## RUSHING

### MOST ATTEMPTS, Season

1. Joe Cribbs, 1980..... 306
2. Willis McGahee, 2004.....284
3. Marshawn Lynch, 2007..280
4. Greg Bell, 1984.....262
5. Terry Miller, 1978 .....238

### MOST YARDS, Season

1. Joe Cribbs, 1980.....1,185
2. Willis McGahee, 2004...1,128
3. Marshawn Lynch, 2007.....1,115
4. Greg Bell, 1984.....1,100
5. Terry Miller, 1978 .....1,060

### MOST TOUCHDOWNS, Season

1. Willis McGahee, 2004..... 13
2. Joe Cribbs, 1980..... 11
- 3t. **Josh Allen, 2018 ..... 8**
- 3t. Antowain Smith, 1997..... 8
- 5t. Terry Miller, 1978..... 7
- 5t. Greg Bell, 1984 ..... 7
- 5t. Marshawn Lynch, 2007 ... 7
- 5t. Karlos Williams, 2015..... 7

## RECEIVING

### MOST RECEPTIONS, Season

1. Sammy Watkins, 2014 .... 65
2. Joe Cribbs, 1980 ..... 52
3. Glenn Bass, 1961 ..... 50
- 4t. Jerry Butler, 1979..... 48
- 4t. Andre Reed, 1985 ..... 48

### MOST YARDS, Season

1. Sammy Watkins, 2014 ... 982
2. Lee Evans, 2004 ..... 843
3. Jerry Butler, 1979..... 834
4. Glenn Bass, 1961 ..... 765
5. Elbert Dubenion, 1960 ... 752

### MOST TOUCHDOWNS, Season

1. Lee Evans, 2004 ..... 9
- 2t. **Gabriel Davis, 2020 ..... 7**
- 2t. Elbert Dubenion,1960 ..... 7
3. Sammy Watkins, 2014 ..... 6

## TOTAL OFFENSE

### MOST POINTS, Season

1. **Tyler Bass, 2020 ..... 141**
2. Pete Gogolak, 1964..... 102
3. Booth Lusteg, 1966 ..... 98
4. Willis McGahee, 2004 .... 78
5. Joe Cribbs, 1980 ..... 72
- 6t. Grant Guthrie, 1970 ..... 54
- 6t. Lee Evans, 2004..... 54

## INTERCEPTIONS

### MOST INTERCEPTIONS, Season

1. Jairus Byrd, 2009..... 9
2. Archie Matsos, 1960..... 8
- 3t. Carl Charon, 1962..... 7
- 3t. George "Butch" Byrd, 1964...7

## PUNT RETURNS

### PUNT RETURN YARDS, Season

1. Jeff Burris, 1994 ..... 332
2. Hagood Clarke, 1964 .... 317
3. Don Wilson, 1984 ..... 297
4. Russell Copeland, 1993.. 274
5. Donnie Walker, 1973..... 210

## KICK RETURNS

### KICK RETURN YARDS, Season

1. Leodis McKelvin, 2008 ..1,468
2. Eric Moulds, 1996.....1,205
3. C.J. Spiller, 2010 ..... 1,014
4. Max Anderson, 1968..... 971
5. Darick Holmes, 1995 ..... 799



# 300-YARD PASSING PERFORMANCES

## REGULAR SEASON ONLY

YARDS	ATT	COMP	TD	INT	PLAYER	OPP.	DATE	H/A	SCORE	RECORD
334	49	18	2	1	John Green	v HOU	10/30/60	H	W, 25-24	1-0
300	24	12	2	2	Jack Kemp	@ KCY	10/13/63	A	W, 35-26	2-0
317	36	18	1	1	Jack Kemp (2)	v BOS	10/26/63	H	W, 28-21	3-0
378	26	14	3	3	Jack Kemp (3)	@ HOU	10/11/64	A	W, 48-17	4-0
317	21	12	2	2	Dennis Shaw	v NYJ	10/4/70	H	W, 33-31	5-0
358	32	24	2	2	Dennis Shaw (2)	v MIA	10/18/70	H	L, 14-33	5-1
353	30	18	4	3	Dennis Shaw (3)	v DAL	9/19/71	H	L, 37-49	5-2
331	40	25	1	3	Joe Ferguson	@ MIA	12/17/77	A	L, 14-31	5-3
367	30	19	5	0	Joe Ferguson (2)	v NYJ	9/23/79	H	W, 46-31	6-3
317	23	14	3	1	Joe Ferguson (3)	@ BAL	9/30/79	A	W, 31-13	7-3
339	35	17	1	2	Joe Ferguson (4)	@ DET	10/28/79	A	W, 20-17	8-3
316	46	27	0	1	Joe Ferguson (5)	v DEN	12/2/79	H	L, 9-16	8-4
338	29	20	3	0	Joe Ferguson (6)	v MIA	10/12/81	H	W, 31-21	9-4
301	42	19	1	4	Joe Ferguson (7)	@ DAL	11/9/81	A	L, 14-27	9-5
330	45	25	3	1	Joe Ferguson (8)	v MIN	9/16/82	H	W, 23-22	10-5
419	55	38	5	1	Joe Ferguson (9)	@ MIA	10/9/83	A	W, 38-35	11-5
340	46	31	2	0	Joe Ferguson (10)	v NYJ	9/23/84	H	L, 26-28	11-6
377	46	31	0	2	Vince Ferragamo	v SDC	9/8/85	H	L, 9-14	11-7
357	39	22	0	2	Bruce Mathison	v NYJ	12/8/85	H	L, 7-27	11-8
342	39	29	3	0	Jim Kelly	@ TAM	11/2/86	A	L, 28-34	11-9
315	39	20	2	0	Jim Kelly (2)	v CLE	12/7/86	H	L, 17-21	11-10
305	42	25	3	1	Jim Kelly (3)	v NYJ	9/13/87	H	L, 28-31	11-11
359	39	29	2	0	Jim Kelly (4)	@ MIA	10/25/87	A	W, 34-31	12-11
315	36	22	1	0	Jim Kelly (5)	@ RAI	12/6/87	A	L, 21-34	12-12
315	39	21	3	1	Jim Kelly (6)	v IND	10/9/88	H	W, 34-23	13-12
302	27	16	3	1	Jim Kelly (7)	@ NYJ	10/17/88	A	W, 37-14	14-12
363	29	17	5	1	Jim Kelly (8)	@ HOU	9/24/89	A	W, 47-41	15-12
356	41	21	1	2	Jim Kelly (9)	@ NEP	11/19/89	A	L, 24-33	15-13
334	32	19	3	1	Jim Kelly (10)	v PHI	12/2/90	H	W, 30-23	16-13
381	39	29	2	1	Jim Kelly (11)	v MIA	9/1/91	H	W, 35-31	17-13
363	43	31	6	2	Jim Kelly (12)	v PIT	9/8/91	H	W, 52-34	18-13
322	35	20	1	1	Jim Kelly (13)	@ TAM	9/22/91	A	W, 17-10	19-13
303	29	19	3	0	Jim Kelly (14)	v CHI	9/29/91	H	W, 35-20	20-13
392	27	18	5	3	Jim Kelly (15)	v CIN	10/21/91	H	W, 35-16	21-13
347	52	33	2	1	Jim Kelly (16)	@ RAI	12/8/91	A	W, 30-27	22-13
403	33	22	3	1	Jim Kelly (17)	@ SFR	9/13/92	A	W, 34-31	23-13
308	20	15	3	0	Jim Kelly (18)	@ NEP	9/27/92	A	W, 41-7	24-13
306	48	25	1	4	Jim Kelly (19)	v MIA	10/4/92	H	L, 10-37	24-14
302	45	26	0	1	Jim Kelly (20)	@ RAI	10/11/92	A	L, 3-20	24-15
317	46	29	1	0	Jim Kelly (21)	@ NEP	11/7/93	A	W, 13-10	25-15
328	41	25	4	3	Jim Kelly (22)	@ NEP	9/11/94	A	W, 38-35	26-15
365	44	32	2	1	Jim Kelly (23)	v GBY	11/20/94	H	W, 29-20	27-15
316	37	22	2	0	Jim Kelly (24)	@ NYJ	11/19/95	A	W, 28-26	28-15
313	41	24	1	1	Jim Kelly (25)	@ NYG	9/1/96	A	W, 23-20	29-15
309	44	23	1	0	Todd Collins	v IND	10/6/96	H	W, 16-13	30-15
324	41	24	1	2	Jim Kelly (26)	@ SEA	12/8/96	A	L, 18-26	30-16
339	39	21	2	0	Doug Flutie	@ NEP	11/29/98	A	L, 21-25	30-17
319	30	18	2	3	Doug Flutie (2)	@ CIN	12/6/98	A	W, 33-20	31-17
300	42	22	1	2	Doug Flutie (3)	@ IND	9/12/99	A	L, 14-31	31-18
321	47	29	1	1	Rob Johnson	v SDC	10/15/00	H	W, 27-24	32-18
366	25	20	3	0	Doug Flutie (4)	@ SEA	12/23/00	A	W, 42-23	33-18



# 300-YARD PASSING PERFORMANCES

## REGULAR SEASON ONLY

YARDS	ATT	COMP	TD	INT	PLAYER	OPP.	DATE	H/A	SCORE	RECORD
310	37	24	1	1	Rob Johnson (2)	@ SDC	10/28/01	A	L, 24-27	33-19
316	42	28	2	0	Alex Van Pelt	v SEA	11/18/01	H	L, 20-23	33-20
309	34	21	3	1	Alex Van Pelt (2)	v MIA	11/25/01	H	L, 27-34	33-21
463	49	35	3	0	Drew Bledsoe	@ MIN	9/15/02	A	W, 45-39	34-21
328	36	28	4	0	Drew Bledsoe (2)	v CHI	9/29/02	H	W, 33-27	35-21
417	53	32	2	3	Drew Bledsoe (3)	v OAK	10/6/02	H	L, 31-49	35-22
302	36	21	1	0	Drew Bledsoe (4)	v DET	10/27/02	H	W, 24-17	36-22
302	45	28	1	1	Drew Bledsoe (5)	v NEP	11/3/02	H	L, 7-38	36-23
306	27	15	3	0	Drew Bledsoe (6)	v MIA	12/1/02	H	W, 38-21	37-23
328	51	32	2	4	Drew Bledsoe (7)	@ NEP	12/8/02	A	L, 17-27	37-24
314	25	19	2	0	Drew Bledsoe (8)	@ JAX	9/14/03	A	W, 38-17	38-24
308	31	24	1	1	Kelly Holcomb	@ CIN	12/24/05	A	W, 37-27	39-24
328	38	22	1	1	J.P. Losman	v NYJ	9/24/06	H	L, 20-28	39-25
340	38	26	3	1	J.P. Losman (2)	@ HOU	11/19/06	A	W, 24-21	40-25
374	43	29	4	2	Ryan Fitzpatrick	@ BAL	10/24/10	A	L, 34-37	40-26
316	34	21	4	2	Ryan Fitzpatrick (2)	@ CIN	11/21/10	A	W, 49-31	41-26
369	40	27	2	2	Ryan Fitzpatrick (3)	v NEP	9/25/11	H	W, 34-31	42-26
316	47	31	2	3	Ryan Fitzpatrick (4)	v MIA	12/18/11	H	L, 23-30	42-27
307	46	29	2	4	Ryan Fitzpatrick (5)	@ NEP	1/1/12	A	L, 21-49	42-28
350	39	22	4	4	Ryan Fitzpatrick (6)	v NEP	9/30/12	H	L, 28-52	42-29
337	40	27	2	1	Ryan Fitzpatrick (7)	@ NEP	11/11/12	A	L, 31-37	42-30
308	43	30	1	1	Kyle Orton	at DET	10/5/14	A	W, 17-14	43-30
355	57	38	1	2	Kyle Orton (2)	at DEN	12/7/14	A	L, 17-24	43-31
329	49	32	3	2	Kyle Orton (3)	at OAK	12/21/14	A	L, 24-26	43-32
329	39	26	3	0	Tyrod Taylor	v MIA	12/24/16	H	L, 31-34 (OT)	43-33
312	46	33	2	0	Josh Allen	v NYJ	9/13/20	H	W, 27-17	44-33
415	35	24	4	0	Josh Allen (2)	at MIA	9/20/20	A	W, 31-28	45-33
311	33	24	4	1	Josh Allen (3)	v LAR	9/27/20	H	W, 35-32	46-33
307	43	30	0	0	Josh Allen (4)	at NYJ	10/25/20	A	W, 18-10	47-33
415	38	31	3	0	Josh Allen (5)	v SEA	11/8/20	H	W, 44-34	48-33
375	40	32	4	0	Josh Allen (6)	at SF	12/7/20	A	W, 34-24	49-33
359	40	28	2	0	Josh Allen (7)	at DEN	12/20/20	A	W, 48-19	50-33
320	36	27	4	0	Josh Allen (8)	at NE	12/28/20	A	W, 38-9	51-33
358	43	32	4	0	Josh Allen (9)	v WAS	9/26/21	H	W, 43-21	52-33
315	26	15	3	0	Josh Allen (10)	@ KC	10/10/21	A	W, 38-20	53-33
353	47	35	3	1	Josh Allen (11)	@ TEN	10/18/21	A	L, 31-34	53-34
366	28	21	2	1	Josh Allen (12)	@ NYJ	11/14/21	A	W, 45-17	54-34
308	54	36	2	1	Josh Allen (13)	@ TB	12/12/21	A	L, 27-33	54-35
314	47	30	3	0	Josh Allen (14)	@ NE	12/27/21	A	W, 33-21	55-35
317	38	26	4	0	Josh Allen (15)	v TEN	9/19/22	H	W, 41-7	56-35
400	63	42	2	0	Josh Allen (16)	@ MIA	9/25/22	A	L, 19-21	56-36
424	31	20	4	1	Josh Allen (17)	v PIT	10/9/22	H	W, 38-3	57-36
329	40	27	3	0	Josh Allen (18)	@ KC	10/16/22	A	W, 24-20	58-36
330	43	29	1	2	Josh Allen (19)	v MIN	11/13/22	H	L, 30-33	58-37
304	40	25	4	0	Josh Allen (20)	v MIA	12/17/22	H	W, 32-29	59-37





# 100-YARD RECEIVING PERFORMANCES

## REGULAR SEASON ONLY

YARDS	REC	AVG.	PLAYER	OPP.	DATE	H/A	SCORE	WITH1 M/W/2
112	3	37.3	Elbert Dubenion	v DEN	9/18/60	H	L, 21-27	0- 1-0
110	5	22.0	Wray Carlton	v OAK	10/23/60	H	W, 38- 9	1- 1-0
177	6	29.5	Wray Carlton (2)	v HOU	10/30/60	H	W, 25-24	2- 1-0
161	8	20.1	Elbert Dubenion (2)	v DLT	11/6/60	H	L, 28-45	2- 2-0
123	10	12.3	Tom Rychlec	@ OAK	11/13/60	A	L, 7-20	2- 3-0
134	6	22.3	Elbert Dubenion (3)	@ DEN	11/27/60	A	T, 38-38	2- 3-1
102	4	25.5	Monte Crockett	@ HOU	10/8/61	A	W, 22-12	3- 3-1
159	4	39.8	Glenn Bass	v DLT	10/15/61	H	W, 27-24	4- 3-1
107	8	13.4	Perry Richards	@ BOS	10/22/61	A	L, 21-52	4- 4-1
123	8	15.4	Glenn Bass (2)	v HOU	10/29/61	H	L, 16-28	4- 5-1
100	4	25.0	Elbert Dubenion (4)	v OAK	11/5/61	H	L, 22-31	4- 6-1
110	12	9.2	Glenn Bass (3)	@ OAK	12/3/61	A	W, 26-21	5- 6-1
117	9	13.0	Ernie Warlick	v DLT	12/2/62	H	W, 23-14	6- 6-1
108	7	15.4	Bill Miller	@ OAK	9/15/63	A	L, 17-35	6- 7-1
146	8	18.3	Elbert Dubenion (5)	@ OAK	9/15/63	A	L, 17-35	(0-1)
100	5	20.0	Elbert Dubenion (6)	v KCY	9/22/63	H	T, 27-27	6- 7-2
152	12	12.7	Bill Miller (2)	v OAK	10/5/63	H	W, 12- 0	7- 7-2
109	3	36.3	Charley Ferguson	v BOS	10/26/63	H	W, 28-21	8- 7-2
119	5	23.8	Elbert Dubenion (7)	@ DEN	11/3/63	A	W, 30-28	9- 7-2
100	4	25.0	Ed Rutkowski	v DEN	11/9/63	H	W, 27-17	10- 7-2
112	6	18.7	Elbert Dubenion (8)	v SDC	11/17/63	H	L, 13-23	10- 8-2
123	5	24.6	Elbert Dubenion (9)	v SDC	9/26/64	H	W, 30- 3	11- 8-2
183	5	36.6	Elbert Dubenion (10)	@ HOU	10/11/64	A	W, 48-17	12- 8-2
147	5	29.4	Glenn Bass (4)	@ HOU	10/11/64	A	W, 48-17	(1-1)
122	5	24.4	Elbert Dubenion (11)	@ KCY	10/18/64	A	W, 35-22	13- 8-2
218	5	43.6	Elbert Dubenion (12)	v NYJ	10/24/64	H	W, 34-24	14- 8-2
231	8	28.9	Glenn Bass (5)	@ NYJ	11/8/64	A	W, 20- 7	15- 8-2
127	7	18.1	Ed Rutkowski (2)	v BOS	11/15/64	H	L, 28-36	15- 9-2
141	6	23.5	Glenn Bass (6)	v BOS	11/15/64	H	L, 28-36	(1-2)
103	6	17.2	Glenn Bass (7)	@ BOS	12/20/64	A	W, 24-14	16- 9-2
127	3	42.3	Elbert Dubenion (13)	@ BOS	12/20/64	A	W, 24-14	(2-2)
103	5	20.6	Elbert Dubenion (14)	@ DEN	9/19/65	A	W, 30-15	17- 9-2
156	6	26.0	Billy Joe	v DEN	10/24/65	H	W, 31-13	18- 9-2
106	3	35.3	Bo Roberson	@ HOU	12/5/65	A	W, 29-18	19- 9-2
127	6	21.2	Bo Roberson (2)	v KCY	12/12/65	H	W, 34-25	20- 9-2
101	5	20.2	Elbert Dubenion (15)	v MIA	9/18/66	H	W, 58-24	21- 9-2
104	7	14.9	Elbert Dubenion (16)	v BOS	10/8/66	H	L, 10-20	21-10-2
138	7	19.7	Paul Costa	v DEN	11/19/67	H	L, 20-21	21-11-2
163	6	27.2	Paul Costa (2)	@ OAK	12/24/67	A	L, 21-28	21-12-2
108	5	21.6	Haven Moses	v KCY	10/5/68	H	L, 7-18	21-13-2
119	6	19.8	Marlin Briscoe	@ OAK	10/19/69	A	L, 21-50	21-14-2
147	6	24.5	Haven Moses (2)	@ NYJ	11/9/69	A	L, 6-16	21-15-2
130	6	21.7	Haven Moses (3)	@ BOS	11/23/69	A	L, 21-35	21-16-2
120	4	30.0	Marlin Briscoe (2)	v NYJ	10/4/70	H	W, 33-31	22-16-2
118	4	29.5	Haven Moses (4)	v NYJ	10/4/70	H	W, 33-31	(3-2)
122	4	30.5	Haven Moses (5)	@ PIT	10/11/70	A	L, 10-23	22-17-2
145	7	20.7	Marlin Briscoe (3)	v MIA	10/18/70	H	L, 14-33	22-18-2
121	6	20.2	Wayne Patrick	v MIA	10/18/70	H	L, 14-33	(3-3)
100	5	20.0	Marlin Briscoe (4)	@ NYJ	10/25/70	A	W, 10- 6	23-18-2
109	5	21.8	Marlin Briscoe (5)	v CIN	11/8/70	H	L, 14-43	23-19-2
104	4	26.0	Marlin Briscoe (6)	v BOS	11/29/70	H	L, 10-14	23-20-2
100	6	16.7	Haven Moses (6)	v BAL	12/13/70	H	L, 14-20	23-21-2



# 100-YARD RECEIVING PERFORMANCES

## REGULAR SEASON ONLY

YARDS	REC	AVG.	PLAYER	OPP.	DATE	H/A	SCORE	WITH 1 (W/2)
113	3	37.7	Marlin Briscoe (7)	v DAL	9/19/71	H	L, 37-49	23-22-2
151	6	25.2	Haven Moses (7)	@ NYJ	10/17/71	A	L, 17-28	23-23-2
115	8	14.4	J.D. Hill	v BAL	10/1/72	H	L, 0-17	23-24-2
129	8	16.1	J.D. Hill (2)	v DET	12/10/72	H	T, 21-21	23-24-3
118	7	16.9	J.D. Hill (3)	@ SDC	9/23/73	A	L, 7-34	23-25-3
110	7	15.7	Ahmad Rashad	@ NEP	11/3/74	A	W, 29-28	24-25-3
121	6	20.2	John Holland	@ BAL	10/12/75	A	W, 38-31	25-25-3
118	7	16.9	Bob Chandler	v BAL	11/9/75	H	L, 35-42	25-26-3
147	4	36.8	J.D. Hill (4)	v NEP	11/23/75	H	W, 45-31	26-26-3
117	8	14.6	O.J. Simpson	@ MIA	12/7/75	A	L, 21-31	26-27-3
111	2	55.5	John Holland (2)	v MIA	9/13/76	H	L, 21-30	26-28-3
110	5	22.0	Bob Chandler (2)	@ TAM	9/26/76	A	W, 14-9	27-28-3
104	7	14.9	Bob Chandler (3)	@ NEP	11/7/76	A	L, 10-20	27-29-3
111	5	22.2	Reuben Gant	v CLE	10/23/77	H	L, 16-27	27-30-3
120	9	13.3	Bob Chandler (4)	@ OAK	11/28/77	A	L, 13-34	27-31-2
108	7	15.4	Bob Chandler (5)	@ NYJ	12/11/77	A	W, 14-10	28-31-3
100	6	16.7	Reuben Gant (2)	v NYJ	9/10/78	H	L, 20-21	28-32-2
153	5	30.6	Frank Lewis	@ MIA	9/17/78	A	L, 24-31	28-33-3
116	7	16.6	Bob Chandler (6)	v KCY	10/1/78	H	W, 28-13	29-33-3
114	7	16.3	Bob Chandler (7)	@ CLE	10/29/78	A	L, 20-41	29-34-3
126	7	18.0	Frank Lewis (2)	@ KCY	12/3/78	A	L, 10-14	29-35-3
116	7	16.6	Jerry Butler	v CIN	9/9/79	H	W, 51-24	30-35-3
157	8	19.6	Curtis Brown	@ SDC	9/16/79	A	L, 19-27	30-36-3
255	10	25.5	Jerry Butler (2)	v NYJ	9/23/79	H	W, 46-31	31-36-3
120	3	40.0	Frank Lewis (3)	@ BAL	9/30/79	A	W, 31-13	32-36-3
158	8	19.8	Frank Lewis (4)	v BAL	10/21/79	H	L, 13-14	32-37-3
190	7	27.1	Frank Lewis (5)	@ DET	10/28/79	A	W, 20-17	33-37-3
116	6	19.3	Frank Lewis (6)	v GBY	11/18/79	H	W, 19-12	34-37-3
111	8	13.9	Frank Lewis (7)	@ MIN	12/9/79	A	L, 3-10	34-38-3
133	5	26.6	Jerry Butler (3)	@ NOR	9/21/80	A	W, 35-26	35-38-3
122	9	13.6	Jerry Butler (4)	v ATL	11/2/80	H	L, 14-30	35-39-3
123	6	20.5	Jerry Butler (5)	v NYJ	9/6/81	H	W, 31-0	36-39-3
108	7	15.4	Frank Lewis (8)	v PHI	9/17/81	H	L, 14-20	36-40-3
132	8	16.5	Frank Lewis (9)	@ CIN	9/27/81	A	L, 24-27	36-41-3
106	5	21.2	Frank Lewis (10)	v MIA	10/12/81	H	W, 31-21	37-41-3
109	6	18.2	Frank Lewis (11)	@ NYJ	10/18/81	A	L, 14-33	37-42-3
163	5	32.6	Joe Cribbs	v CLE	11/1/81	H	W, 22-13	38-42-3
118	8	14.8	Jerry Butler (6)	@ DAL	11/9/81	A	L, 14-27	38-43-3
111	6	18.5	Roland Hooks	v NEP	11/22/81	H	W, 20-17	39-43-3
113	5	22.6	Frank Lewis (12)	@ SDC	12/6/81	A	W, 28-27	40-43-3
111	7	15.9	Jerry Butler (7)	v MIN	9/16/82	H	W, 23-22	41-43-3
113	7	16.1	Frank Lewis (13)	@ NEP	1/2/83	A	L, 19-30	41-44-3
116	7	16.6	Frank Lewis (14)	v NEP	10/23/83	H	L, 0-31	41-45-3
106	4	26.5	Byron Franklin	@ RAM	11/27/83	A	L, 17-41	41-46-3
103	6	17.2	Perry Tuttle	@ ATL	12/18/83	A	L, 14-31	41-47-3
140	4	35.0	Jerry Butler (8)	v SDC	9/8/85	H	L, 9-14	41-48-3
103	6	17.2	Andre Reed	@ SDC	12/1/85	A	L, 7-40	41-49-3
127	5	25.4	Chris Burkett	v NYJ	12/8/85	H	L, 7-27	41-50-3
113	7	16.1	Pete Metzelaars	@ TAM	11/2/86	A	L, 28-34	41-51-3
122	3	40.7	Chris Burkett (2)	v CLE	12/7/86	H	L, 17-21	41-52-3
145	5	29.0	Chris Burkett (3)	@ IND	12/14/86	A	L, 14-24	41-53-3



# 100-YARD RECEIVING PERFORMANCES

## REGULAR SEASON ONLY

YARDS	REC	AVG.	PLAYER	OPP.	DATE	H/A	SCORE	WITH 1 (W/2)
115	7	16.4	Chris Burkett (4)	v HOU	9/20/87	H	W, 34-30	42-53-3
130	9	14.4	Chris Burkett (5)	@ MIA	10/25/87	A	W, 34-31	43-53-3
108	8	13.5	Andre Reed (2)	v WAS	11/1/87	H	L, 7-27	43-54-3
153	7	21.9	Andre Reed (3)	@ RAI	12/6/87	A	L, 21-34	43-55-3
122	8	15.3	Andre Reed (4)	v MIA	9/11/88	H	W, 9-6	44-55-3
124	7	17.7	Andre Reed (5)	v IND	10/9/88	H	W, 34-23	45-55-3
132	7	18.9	Andre Reed (6)	@ NYJ	10/17/88	A	W, 37-14	46-55-3
132	6	22.0	Trumaine Johnson	v NEP	10/23/88	H	W, 23-20	47-55-3
157	13	12.1	Andre Reed (7)	v DEN	9/18/89	H	L, 14-28	47-56-3
135	5	27.0	Andre Reed (8)	@ HOU	9/24/89	A	W, 47-41	48-56-3
114	4	28.5	Andre Reed (9)	v NEP	10/1/89	H	W, 31-10	49-56-3
106	8	13.3	Andre Reed (10)	v RAM	10/16/89	H	W, 23-20	50-56-3
100	5	20.0	Andre Reed (11)	@ ATL	11/5/89	A	L, 28-30	50-57-3
107	6	17.8	Andre Reed (12)	@ NEP	11/19/89	A	L, 24-33	50-58-3
115	10	11.5	Andre Reed (13)	@ SFR	12/17/89	A	L, 10-21	50-59-3
116	8	14.5	Andre Reed (14)	v NYJ	10/21/90	H	W, 30-27	51-59-3
122	7	17.4	Andre Reed (15)	@ CLE	11/4/90	A	W, 42-0	52-59-3
174	5	34.8	James Lofton	v PHI	12/2/90	H	W, 30-23	53-59-3
154	11	14.0	Andre Reed (16)	v MIA	9/1/91	H	W, 35-31	54-59-3
103	8	12.9	Thurman Thomas	v MIA	9/1/91	H	W, 35-31	(4-3)
118	9	13.1	Andre Reed (17)	v PIT	9/8/91	H	W, 52-34	55-59-3
112	10	11.2	Don Beebe	v PIT	9/8/91	H	W, 52-34	(5-3)
112	13	8.6	Thurman Thomas (2)	@ NYJ	9/15/91	A	W, 23-20	56-59-3
122	4	30.5	James Lofton (2)	v CHI	9/29/91	H	W, 35-20	57-59-3
220	8	27.5	James Lofton (3)	v CIN	10/21/91	H	W, 35-16	58-59-3
121	5	24.2	Andre Reed (18)	v NEP	11/3/91	H	W, 22-17	59-59-3
114	6	19.0	James Lofton (4)	@ GBY	11/10/91	A	W, 34-24	60-59-3
109	5	21.8	James Lofton (5)	v NYJ	12/1/91	H	W, 24-13	61-59-3
107	8	13.4	Andre Reed (19)	@ RAI	12/8/91	A	W, 30-27	62-59-3
144	10	14.4	Andre Reed (20)	@ SFR	9/13/92	A	W, 34-31	63-59-3
113	4	28.3	Pete Metzelaars (2)	@ SFR	9/13/92	A	W, 34-31	(6-3)
168	9	18.7	Andre Reed (21)	@ NEP	9/27/92	A	W, 41-7	64-59-3
113	4	28.3	James Lofton (6)	@ NEP	9/27/92	A	W, 41-7	(7-3)
106	6	17.7	Don Beebe (2)	@ NYJ	10/26/92	A	W, 24-20	65-59-3
101	8	12.6	Don Beebe (3)	v PIT	11/8/92	H	W, 28-20	66-59-3
110	4	27.5	Don Beebe (4)	@ IND	11/29/92	A	L, 13-16	66-60-3
104	4	26.0	Don Beebe (5)	v DEN	12/12/92	H	W, 27-17	67-60-3
110	6	18.3	Andre Reed (22)	v NEP	9/5/93	H	W, 38-14	68-60-3
159	7	22.7	Andre Reed (23)	v WAS	11/1/93	H	W, 24-10	69-60-3
115	4	28.8	Don Beebe (6)	v RAI	12/5/93	H	L, 24-25	69-61-3
142	7	20.3	Andre Reed (24)	@ NEP	9/11/94	A	W, 38-25	70-61-3
106	5	21.2	Andre Reed (25)	v KCY	10/30/94	H	W, 44-10	71-61-3
191	15	12.7	Andre Reed (26)	v GBY	11/20/94	H	W, 29-20	72-61-3
106	3	35.3	Andre Reed (27)	@ MIA	12/4/94	A	W, 42-31	73-61-3
112	6	18.7	Andre Reed (28)	v NEP	12/18/94	H	L, 17-41	73-62-3
111	8	13.9	Don Beebe (7)	@ IND	12/24/94	A	L, 9-10	73-63-3
112	2	56.0	Russell Copeland	v CAR	9/10/95	H	W, 31-9	74-63-3
109	6	18.2	Bill Brooks	v SEA	10/15/95	H	W, 27-21	75-63-3
101	7	14.4	Bill Brooks (2)	v ATL	11/12/95	H	W, 23-17	76-63-3
107	7	15.3	Bill Brooks (3)	@ NYJ	11/19/95	A	W, 28-26	77-63-3
138	5	27.6	Andre Reed (29)	@ NYG	9/1/96	A	W, 23-20	78-63-3
119	6	19.8	Quinn Early	v NEP	9/8/96	H	W, 17-10	79-63-3
111	8	13.9	Thurman Thomas (3)	v IND	10/6/96	H	W, 16-13	80-63-3



# 100-YARD RECEIVING PERFORMANCES

## REGULAR SEASON ONLY

YARDS	REC	AVG.	PLAYER	OPP.	DATE	H/A	SCORE	WITH 1 (W/2)
134	10	13.4	Andre Reed (30)	v MIA	10/13/96	H	L, 7-21	80-64-3
121	4	30.3	Andre Reed (31)	@ NEP	10/27/96	A	L, 25-28	80-65-3
105	6	17.5	Andre Reed (32)	v CIN	11/17/96	H	W, 31-17	81-65-3
160	6	26.7	Steve Tasker	v NYJ	11/24/96	H	W, 35-10	82-65-3
113	3	37.7	Quinn Early (2)	@ IND	12/1/96	A	L, 10-13	82-66-3
127	6	21.2	Andre Reed (33)	@ MIA	12/16/96	A	L, 14-16	82-67-3
142	7	20.3	Andre Reed (34)	v MIN	8/31/97	H	L, 13-34	82-68-3
105	4	26.3	Tim Tindale	@ NYJ	9/7/97	A	W, 28-22	83-68-3
113	4	28.3	Andre Reed (35)	@ KCY	9/14/97	A	L, 16-22	83-69-3
103	8	12.9	Quinn Early (3)	@ TEN	11/23/97	A	L, 14-31	83-70-3
120	7	17.1	Quinn Early (4)	@ GBY	12/20/97	A	L, 21-31	83-71-3
145	5	29.0	Eric Moulds	@ CAR	10/25/98	A	W, 30-14	84-71-3
108	6	18.0	Andre Reed (36)	v IND	11/22/98	H	W, 34-11	85-71-3
177	8	22.1	Eric Moulds (2)	@ NEP	11/29/98	A	L, 21-25	85-72-3
196	6	32.7	Eric Moulds (3)	@ CIN	12/6/98	A	W, 33-20	86-72-3
107	4	26.8	Eric Moulds (4)	v NYJ	12/19/98	H	L, 10-17	86-73-3
147	10	14.7	Eric Moulds (5)	@ IND	9/12/99	A	L, 14-31	86-74-3
122	6	20.3	Eric Moulds (6)	v PIT	10/10/99	H	W, 24-21	87-74-3
106	5	21.2	Peerless Price	@ SEA	10/24/99	A	L, 16-26	87-75-3
110	8	13.8	Eric Moulds (7)	v IND	1/2/00	H	W, 31-6	88-75-3
103	7	14.7	Eric Moulds (8)	v GBY	9/10/00	H	W, 27-18	89-75-3
112	9	12.4	Eric Moulds (9)	v IND	10/1/00	H	L, 16-18	89-76-3
170	11	15.5	Eric Moulds (10)	v SDC	10/15/00	H	W, 27-24	90-76-3
135	12	11.3	Eric Moulds (11)	@ MIN	10/22/00	A	L, 27-31	90-77-3
137	6	22.8	Eric Moulds (12)	v NYJ	10/29/00	H	W, 23-20	91-77-3
102	8	12.8	Eric Moulds (13)	@ TAM	11/26/00	A	L, 17-31	91-78-3
132	8	16.5	Peerless Price (2)	@ SEA	12/23/00	A	W, 42-23	92-78-3
101	4	25.3	Eric Moulds (14)	@ SEA	12/23/00	A	W, 42-23	(8-3)
107	5	21.4	Eric Moulds (15)	v NYJ	10/7/01	H	L, 36-42	92-79-3
103	4	25.8	Peerless Price (3)	v NYJ	10/7/01	H	L, 36-42	(8-4)
151	8	18.9	Peerless Price (4)	@ SDC	10/28/01	A	L, 24-27	92-80-3
138	10	13.8	Peerless Price (5)	v SEA	11/18/01	H	L, 20-23	92-81-3
196	6	32.7	Eric Moulds (16)	v MIA	11/25/01	H	L, 27-34	92-82-3
112	8	14.0	Eric Moulds (17)	v NYJ	9/8/02	H	L, 31-37	92-83-3
185	13	14.2	Peerless Price (6)	@ MIN	9/15/02	A	W, 45-39	93-83-3
110	8	13.8	Josh Reed	@ MIN	9/15/02	A	W, 45-39	(9-4)
124	8	15.5	Eric Moulds (18)	v CHI	9/29/02	H	W, 33-27	94-83-3
126	7	18.0	Peerless Price (7)	v OAK	10/6/02	H	L, 31-49	94-84-3
112	8	14.0	Eric Moulds (19)	v OAK	10/6/02	H	L, 31-49	(9-5)
121	8	15.1	Peerless Price (8)	@ HOU	10/13/02	A	W, 31-24	95-84-3
123	9	13.7	Eric Moulds (20)	v DET	10/27/02	H	W, 24-17	96-84-3
101	4	25.3	Peerless Price (9)	v DET	10/27/02	H	W, 24-17	(10-5)
130	5	26.0	Eric Moulds (21)	v MIA	12/1/02	H	W, 38-21	97-84-3
105	9	11.7	Peerless Price (10)	@ NEP	12/8/02	A	L, 17-27	97-85-3
133	7	19.0	Eric Moulds (22)	@ JAX	9/14/03	A	W, 38-17	98-85-3
109	8	13.6	Josh Reed (2)	v WAS	10/19/03	H	W, 24-7	99-86-3
126	10	12.6	Eric Moulds (24)	v NEP	10/3/04	H	L, 17-31	99-87-3
110	4	27.5	Lee Evans	@ MIA	12/5/04	A	W, 42-32	100-87-3
114	8	14.3	Eric Moulds (23)	v PHI	9/28/03	H	L, 13-23	98-86-3
101	5	20.2	Lee Evans (2)	@ CIN	12/19/04	A	W, 33-17	101-87-3
125	9	13.9	Eric Moulds (25)	@ NEP	10/30/05	A	L, 16-21	101-88-3





# 100-YARD RECEIVING PERFORMANCES

## REGULAR SEASON ONLY

YARDS	REC	AVG.	PLAYER	OPP.	DATE	H/A	SCORE	WITH 1 (W/2)
117	5	23.4	Lee Evans (3)	@ MIA	12/4/05	A	L, 23-24	101-89-3
110	9	12.2	Eric Moulds (26)	v DEN	12/17/05	H	L, 17-28	101-90-3
107	5	21.4	Lee Evans (4)	@ CIN	12/24/05	A	W, 37-27	102-90-3
107	8	13.4	Lee Evans (5)	v NYJ	9/24/06	H	L, 20-28	102-91-3
104	4	26.0	Roscoe Parrish	v NYJ	9/24/06	H	L, 20-28	(10-6)
265	11	24.1	Lee Evans (6)	@ HOU	11/19/06	A	W, 24-21	103-91-3
145	7	20.7	Lee Evans (7)	@ BAL	12/31/06	A	L, 7-19	103-92-3
138	5	27.6	Lee Evans (8)	@ NYJ	10/28/07	A	W, 13-3	104-92-3
165	9	18.3	Lee Evans (9)	v CIN	11/4/07	H	W, 33-21	105-92-3
102	4	25.5	Lee Evans (10)	v SEA	9/7/08	H	W, 34-10	106-92-3
100	2	50.0	Lee Evans (11)	@ ARI	10/5/08	A	L, 17-41	106-93-3
116	7	16.6	Lee Evans (12)	@ MIA	10/26/08	A	L, 16-25	106-94-3
110	5	22.0	Lee Evans (13)	@ KCY	11/23/08	A	W, 54-31	107-94-3
197	9	21.9	Terrell Owens	@ JAX	11/22/09	A	L, 15-18	107-95-3
158	8	19.8	Stevie Johnson	@ BAL	10/24/10	A	L, 34-37	107-96-3
105	6	17.5	Lee Evans (14)	@ BAL	10/24/10	A	L, 34-37	(10-7)
145	11	13.2	Stevie Johnson (2)	v CHI	11/7/10	H	L, 19-22	107-97-3
137	8	17.1	Stevie Johnson (3)	@ CIN	11/21/10	A	W, 49-31	108-97-3
104	5	20.8	Fred Jackson	v PIT	11/28/10	H	L, 16-19	108-98-3
101	5	20.2	Donald Jones	v NEP	9/25/11	H	W, 34-31	109-98-3
116	4	29.0	Stevie Johnson (4)	@ SDC	12/11/11	A	L, 10-37	109-99-3
106	6	17.7	Stevie Johnson (5)	@ IND	11/25/12	A	L, 13-20	109-100-3
115	8	14.4	Stevie Johnson (6)	v SEA	12/16/12	H	L, 17-50	109-101-3
111	6	18.5	Stevie Johnson (7)	v NYJ	12/30/12	H	W, 28-9	110-101-3
111	8	13.9	Stevie Johnson (8)	v CAR	9/15/13	H	W, 24-23	111-101-3
117	8	14.6	Sammy Watkins	v MIA	9/14/14	H	W, 29-10	112-101-3
105	6	17.5	Scott Chandler	v NEP	10/12/14	H	L, 22-37	112-102-3
122	9	13.6	Sammy Watkins (2)	v MIN	10/19/14	H	W, 17-16	113-102-3
157	3	52.3	Sammy Watkins (3)	@ NYJ	10/26/14	A	W, 43-23	114-102-3
118	9	13.1	Robert Woods	v NYJ	11/24/14	H	W, 38-3	115-102-3
127	7	18.1	Sammy Watkins (4)	@ DEN	12/7/14	A	L, 17-24	115-103-3
111	9	12.3	Charles Clay	v NYG	10/4/15	H	L, 10-24	115-104-3
168	8	21.0	Sammy Watkins (5)	v MIA	11/8/15	H	W, 33-17	116-104-3
158	6	26.3	Sammy Watkins (6)	@ KC	11/29/15	A	L, 22-30	116-105-3
109	3	36.3	Sammy Watkins (7)	v HOU	12/6/15	H	W, 30-21	117-105-3
106	5	21.2	Robert Woods (2)	@ PHI	12/13/15	A	L, 23-30	117-106-3
111	5	22.2	Sammy Watkins (8)	@ WAS	12/20/15	A	L, 25-35	117-107-3
136	11	12.4	Sammy Watkins (9)	v NYJ	1/3/16	H	W, 22-17	118-107-3
112	2	56.0	Marquise Goodwin	v NYJ	9/15/16	H	L, 31-37	118-108-3
162	10	16.2	Robert Woods (3)	@ SEA	11/7/16	A	L, 25-31	118-109-3
154	7	22.0	Sammy Watkins (10)	v MIA	12/24/16	H	L, 31-34	118-110-3
112	5	22.4	Charles Clay (2)	at Atlanta	10/1/17	A	W, 23-17	119-110-3
107	4	26.8	Deonte Thompson	v TB	10/22/17	H	W, 30-27	120-110-3
105	3	35.0	Robert Foster	@ NYJ	11/11/18	A	W, 41-10	121-110-3
104	7	14.9	Robert Foster (2)	v NYJ	12/9/18	H	L, 23-27	121-111-3
108	4	27.0	Robert Foster (3)	v DET	12/16/18	H	W, 14-13	122-111-3
123	7	17.6	John Brown	@ NYJ	9/8/19	A	W, 17-16	123-111-3
137	9	15.2	John Brown (2)	@ MIA	11/17/19	A	W, 37-20	124-111-3
110	6	18.3	Cole Beasley	@ DAL	11/28/19	A	W, 26-15	125-111-3
108	7	15.4	Cole Beasley (2)	@ NE	12/21/19	A	L, 24-17	125-112-3
108	6	18.0	Duke Williams	v NYJ	12/29/19	H	L, 6-13	125-113-3



# 100-YARD RECEIVING PERFORMANCES

## REGULAR SEASON ONLY

YARDS	REC	AVG.	PLAYER	OPP.	DATE	H/A	SCORE	WITH 1 (W/2)
153	8	19.1	Stefon Diggs	at MIA	9/20/20	A	W, 31-28	126-113-3
100	6	16.7	Cole Beasley (3)	v LAR	9/27/20	H	W, 35-32	127-113-3
115	6	19.2	Stefon Diggs (2)	at LV	10/4/20	A	W, 30-23	128-113-3
106	10	10.6	Stefon Diggs (3)	at TEN	10/13/20	A	L, 16-42	128-114-3
112	11	10.2	Cole Beasley (4)	at NYJ	10/25/20	A	W, 18-10	129-114-3
118	9	13.1	Stefon Diggs (4)	v SEA	11/8/20	H	W, 44-34	130-114-3
109	11	9.9	Cole Beasley (5)	at ARI	11/15/20	A	L, 30-32	130-115-3
130	9	14.4	Cole Beasley (6)	at SF	12/7/20	A	W, 34-24	131-115-3
130	10	13.0	Stefon Diggs (5)	v PIT	12/13/20	H	W, 26-15	132-115-3
147	11	13.4	Stefon Diggs (6)	at DEN	12/20/20	A	W, 48-19	133-115-3
112	8	14.0	Cole Beasley (7)	at DEN	12/20/20	A	W, 48-19	(11-7)
145	9	16.1	Stefon Diggs (7)	at NE	12/28/20	A	W, 38-9	134-115-3
107	2	53.5	Gabe Davis	v MIA	1/3/21	H	W, 56-26	135-115-3
114	7	16.3	Stefon Diggs (8)	v HOU	10/3/21	H	W, 40-0	136-115-3
117	3	39.0	Dawson Knox	at KC	10/10/21	A	W, 38-20	137-115-3
110	10	11.0	Cole Beasley (8)	v MIA	10/31/21	H	W, 26-11	138-115-3
162	8	20.3	Stefon Diggs (9)	at NYJ	11/14/21	A	W, 45-17	139-115-3
105	3	35.0	Gabe Davis (2)	at NYJ	11/14/21	A	W, 45-17	(12-7)
125	11	11.4	Isaiah McKenzie	at NE	12/26/21	A	W, 33-21	140-115-3
122	8	15.3	Stefon Diggs (10)	at LAR	9/8/22	A	W, 31-10	141-115-3
148	12	12.3	Stefon Diggs (11)	v TEN	9/19/22	H	W, 41-7	142-115-3
171	3	57.0	Gabe Davis (3)	v PIT	10/9/22	H	W, 38-3	143-115-3
102	8	12.8	Stefon Diggs (12)	v PIT	10/9/22	H	W, 38-33	(13-7)
148	10	14.8	Stefon Diggs (13)	at KC	10/16/22	A	W, 24-20	144-115-3
108	6	18.0	Stefon Diggs (14)	v GB	10/30/22	H	W, 27-17	145-115-3
128	12	10.7	Stefon Diggs (15)	v MIN	11/14/22	H	L, 30-33	145-116-3
104	7	14.9	Stefon Diggs (16)	v NE	1/8/23	A	W, 35-23	146-116-3



# 100-YARD RUSHING PERFORMANCES

## REGULAR SEASON ONLY

YARDS	ATT.	AVG.	PLAYER	OPP.	DATE	H/A	SCORE	RECORD (W/2)
120	15	8.0	Wilmer Fowler	@ DEN	11/27/60	A	T, 38-38	0-0-1
117	31	3.8	Art Baker	@ SDC	12/10/61	A	L, 10-28	0-1-1
131	15	8.7	Cookie Gilchrist	v DEN	9/15/62	H	L, 20-23	0-2-1
124	25	5.0	Cookie Gilchrist (2)	v SDC	10/13/62	H	W, 35-10	1-2-1
115	6	19.2	Wayne Crow	v SDC	10/13/62	H	W, 35-10	(1-0)
143	19	7.5	Cookie Gilchrist (3)	v OAK	10/20/62	H	W, 14-6	2-2-1
107	23	4.7	Cookie Gilchrist (4)	v BOS	11/3/62	H	T, 28-28	2-2-2
103	19	5.4	Cookie Gilchrist (5)	@ OAK	11/18/62	A	W, 10-6	3-2-2
143	17	8.4	Cookie Gilchrist (6)	@ NYT	12/8/62	A	W, 20-3	4-2-2
125	26	4.8	Cookie Gilchrist (7)	@ DEN	11/9/63	A	W, 30-28	5-2-2
243	36	6.8	Cookie Gilchrist (8)	v NYJ	12/8/63	H	W, 45-14	6-2-2
114	31	3.7	Cookie Gilchrist (9)	@ NYJ	12/14/63	A	W, 19-10	7-2-2
139	15	9.3	Cookie Gilchrist (10)	v HOU	11/1/64	H	W, 24-10	8-2-2
148	11	13.5	Wray Carlton	@ HOU	12/5/65	A	W, 29-18	9-2-2
138	27	5.1	Bobby Burnett	v SDC	10/16/66	H	T, 17-17	9-2-3
110	24	4.6	O.J. Simpson	v DEN	9/28/69	H	W, 41-28	10-2-3
131	17	7.7	Wayne Patrick	v BOS	10/11/69	H	W, 23-16	11-2-3
123	17	7.2	O.J. Simpson (2)	@ BOS	12/1/70	A	W, 45-10	12-2-3
106	18	5.9	O.J. Simpson (3)	@ SDC	10/23/71	A	L, 3-20	12-3-3
138	29	4.8	O.J. Simpson (4)	v SFR	9/24/72	H	W, 27-20	13-3-3
144	28	5.1	O.J. Simpson (5)	@ OAK	10/15/72	A	L, 16-28	13-4-3
189	22	8.6	O.J. Simpson (6)	v PIT	10/29/72	H	L, 21-38	13-5-3
103	22	4.7	O.J. Simpson (7)	@ NEP	11/19/72	A	W, 27-24	14-5-3
116	27	4.3	O.J. Simpson (8)	v DET	12/10/72	H	T, 21-21	14-5-4
101	26	3.9	O.J. Simpson (9)	@ WAS	12/17/72	A	W, 24-17	15-5-4
250	29	8.6	O.J. Simpson (10)	@ NEP	9/16/73	A	W, 31-13	16-5-4
105	18	5.8	Larry Watkins	@ NEP	9/16/73	A	W, 31-13	(2-0)
103	22	4.7	O.J. Simpson (11)	@ SDC	9/23/73	A	L, 7-34	16-6-4
123	24	5.1	O.J. Simpson (12)	v NYJ	9/30/73	H	W, 9-7	17-6-4
171	27	6.3	O.J. Simpson (13)	v PHI	10/7/73	H	W, 27-26	18-6-4
166	22	7.5	O.J. Simpson (14)	v BAL	10/14/73	H	W, 31-13	19-6-4
157	39	4.0	O.J. Simpson (15)	v KYC	10/29/73	H	W, 23-14	20-6-4
120	20	6.0	O.J. Simpson (16)	v MIA	11/18/73	H	L, 0-17	20-7-4
119	17	7.0	Jim Braxton	v MIA	11/18/73	H	L, 0-17	(2-1)
124	15	8.3	O.J. Simpson (17)	@ BAL	11/25/73	A	W, 24-17	21-7-4
137	24	5.7	O.J. Simpson (18)	@ ATL	12/2/73	A	W, 17-6	22-7-4
219	22	10.0	O.J. Simpson (19)	v NEP	12/9/73	H	W, 37-13	23-7-4
200	34	5.9	O.J. Simpson (20)	@ NYJ	12/16/73	A	W, 34-14	24-7-4
117	31	3.8	O.J. Simpson (21)	v NYJ	9/29/74	H	W, 16-12	25-7-4
127	23	5.5	O.J. Simpson (22)	@ BAL	10/13/74	A	W, 27-14	26-7-4
122	32	3.8	O.J. Simpson (23)	v NEP	10/20/74	H	W, 30-28	27-7-4
115	22	5.2	O.J. Simpson (24)	@ CLE	11/24/74	A	W, 15-10	28-7-4
173	32	5.4	O.J. Simpson (25)	v NYJ	9/21/75	H	W, 42-14	29-7-4
227	28	8.1	O.J. Simpson (26)	@ PIT	9/28/75	A	W, 30-21	30-7-4
138	26	5.3	O.J. Simpson (27)	v DEN	10/5/75	H	W, 38-14	31-7-4
102	17	6.0	Jim Braxton (2)	v DEN	10/5/75	H	W, 38-14	(3-1)
159	32	5.0	O.J. Simpson (28)	@ BAL	10/12/75	A	W, 38-31	32-7-4
126	34	3.7	O.J. Simpson (29)	v NYG	10/20/75	H	L, 14-17	32-8-4
123	19	6.5	O.J. Simpson (30)	v BAL	11/9/75	H	L, 35-42	32-9-4
197	17	11.6	O.J. Simpson (31)	@ CIN	11/17/75	A	L, 24-33	32-10-4
160	34	4.7	Jim Braxton (3)	@ STL	11/27/75	A	W, 32-14	33-10-4



# 100-YARD RUSHING PERFORMANCES

## REGULAR SEASON ONLY

YARDS	ATT.	AVG.	PLAYER	OPP.	DATE	H/A	SCORE	RECORD (W/2)
185	21	8.8	O.J. Simpson (32)	@ NEP	12/14/75	A	W, 34-14	34-10-4
101	23	4.4	Jim Braxton (4)	@ NEP	12/14/75	A	W, 34-14	(4-1)
130	24	5.4	O.J. Simpson (33)	v KCY	10/3/76	H	W, 50-17	35-10-4
114	17	6.7	Jeff Kinney	v KCY	10/3/76	H	W, 50-17	(5-1)
110	25	4.4	O.J. Simpson (34)	v NEP	10/24/76	H	L, 22-26	35-11-4
166	29	5.7	O.J. Simpson (35)	v NYJ	10/31/76	H	L, 14-19	35-12-4
118	25	4.7	O.J. Simpson (36)	v SDC	11/21/76	H	L, 13-34	35-13-4
273	29	9.4	O.J. Simpson (37)	@ DET	11/25/76	A	L, 14-27	35-14-4
203	24	8.5	O.J. Simpson (38)	@ MIA	12/5/76	A	L, 27-45	35-15-4
171	28	6.1	O.J. Simpson (39)	@ BAL	12/12/76	A	L, 20-58	35-16-4
122	23	5.3	O.J. Simpson (40)	v NYJ	10/9/77	H	L, 19-24	35-17-4
138	23	6.0	O.J. Simpson (41)	v ATL	10/16/77	H	W, 3-0	36-17-4
155	27	5.7	Roland Hooks	@ NEP	11/6/77	A	W, 24-14	37-17-4
100	18	5.6	Curtis Brown	v CIN	10/22/78	H	W, 5-0	38-17-4
114	11	10.4	Curtis Brown (2)	v MIA	11/12/78	H	L, 24-25	38-18-4
208	21	9.9	Terry Miller	v NYG	11/26/78	H	W, 41-17	39-18-4
115	12	9.6	Roland Hooks (2)	v NYG	11/26/78	H	W, 41-17	(6-1)
123	15	8.2	Terry Miller (2)	@ BAL	12/17/78	A	W, 21-14	40-18-4
118	30	3.9	Joe Cribbs	v NEP	10/26/80	H	W, 31-13	41-18-4
110	24	4.6	Joe Cribbs (2)	v PIT	11/23/80	H	W, 28-13	42-18-4
128	18	7.1	Joe Cribbs (3)	@ SFR	12/21/80	A	W, 18-13	43-18-4
159	17	9.4	Joe Cribbs (4)	v BAL	10/4/81	H	W, 23-17	44-18-4
123	24	5.1	Joe Cribbs (5)	v DEN	10/25/81	H	W, 9-7	45-18-4
109	19	5.7	Roland Hooks (3)	v WAS	11/29/81	H	W, 21-14	46-18-4
153	33	4.6	Joe Cribbs (6)	@ NEP	12/13/81	A	W, 19-10	47-18-4
143	30	4.8	Joe Cribbs (7)	v PIT	12/12/82	H	W, 13-0	48-18-4
108	19	5.7	Joe Cribbs (8)	@ MIA	12/27/82	A	L, 10-27	48-19-4
104	17	6.1	Joe Cribbs (9)	@ NEP	1/2/83	A	L, 19-30	48-20-4
166	22	7.5	Joe Cribbs (10)	v HOU	9/25/83	H	W, 30-13	49-20-4
105	19	5.5	Joe Cribbs (11)	@ BAL	10/16/83	A	W, 30-7	50-20-4
185	36	5.1	Joe Cribbs (12)	@ KCY	12/4/83	A	W, 14-9	51-20-4
100	15	6.7	Joe Cribbs (13)	v SFR	12/11/83	H	L, 10-23	51-21-4
144	29	5.0	Greg Bell	@ IND	9/30/84	A	L, 17-31	51-22-4
113	28	4.0	Greg Bell (2)	@ SEA	10/14/84	A	L, 28-31	51-23-4
206	27	7.6	Greg Bell (3)	v DAL	11/18/84	H	W, 14-3	52-23-4
123	19	6.5	Greg Bell (4)	@ PIT	12/15/85	A	L, 24-30	52-24-4
108	25	4.3	Robb Riddick	v PIT	11/9/86	H	W, 16-12	53-24-4
118	27	4.4	Robb Riddick (2)	@ KCY	11/30/86	A	W, 17-14	54-24-4
139	25	5.6	Carl Byrum	v NYG	10/18/87	H	W, 6-3	55-24-4
119	23	5.2	Ronnie Harmon	v MIA	11/29/87	H	W, 27-0	56-24-4
116	23	5.0	Thurman Thomas	v GBY	10/30/88	H	W, 28-0	57-24-7
103	18	5.7	Robb Riddick (3)	v NYJ	11/20/88	H	W, 9-6	58-24-4
106	14	7.6	Thurman Thomas (2)	v RAI	12/11/88	H	W, 37-21	59-24-4
105	21	5.0	Thurman Thomas (3)	v NEP	10/1/89	H	W, 31-10	60-24-4
105	24	4.4	Thurman Thomas (4)	v RAM	10/16/89	H	W, 23-20	61-24-4
148	22	6.7	Thurman Thomas (5)	v MIA	10/29/89	H	W, 31-17	62-24-4
121	21	5.8	Larry Kinnebrew	v MIA	10/29/89	H	W, 31-17	(7-1)
127	29	4.4	Thurman Thomas (6)	v IND	11/12/89	H	W, 30-7	63-24-4
100	26	3.8	Thurman Thomas (7)	v CIN	11/26/89	H	W, 24-7	64-24-4
214	18	11.9	Thurman Thomas (8)	@ NYJ	9/24/90	A	W, 30-7	65-24-4
136	22	6.2	Thurman Thomas (9)	@ NEP	10/28/90	A	W, 27-10	66-24-4
112	26	4.3	Thurman Thomas (10)	v PHX	11/11/90	H	W, 45-14	67-24-4





# 100-YARD RUSHING PERFORMANCES

## REGULAR SEASON ONLY

YARDS	ATT.	AVG.	PLAYER	OPP.	DATE	H/A	SCORE	RECORD (W/2)
165	22	7.5	Thurman Thomas (11)	v NEP	11/18/90	H	W, 14-0	68-24-4
154	30	5.1	Thurman Thomas (12)	v MIA	12/23/90	H	W, 24-14	69-24-4
165	25	6.6	Thurman Thomas (13)	v MIA	9/1/91	H	W, 35-31	70-24-4
107	15	7.1	Thurman Thomas (14)	v PIT	9/8/91	H	W, 52-34	71-24-4
117	25	4.7	Thurman Thomas (15)	v CHI	9/29/91	H	W, 35-20	72-24-4
117	20	5.9	Thurman Thomas (16)	v IND	10/13/91	H	W, 42-6	73-24-4
108	9	12.0	Kenneth Davis	v IND	10/13/91	H	W, 42-6	(8-1)
126	32	3.9	Thurman Thomas (17)	v NEP	11/3/91	H	W, 22-17	74-24-4
106	24	4.4	Thurman Thomas (18)	@ GBY	11/10/91	A	W, 34-24	75-24-4
135	23	5.9	Thurman Thomas (19)	@ MIA	11/18/91	A	W, 41-27	76-24-4
124	23	5.4	Thurman Thomas (20)	v NYJ	12/1/91	H	W, 24-13	77-24-4
118	25	4.7	Kenneth Davis (2)	v DET	12/22/91	H	L, 14-17	77-25-4
103	22	4.7	Thurman Thomas (21)	v RAM	9/6/92	H	W, 40-7	78-25-4
120	18	6.7	Thurman Thomas (22)	@ NEP	9/27/92	A	W, 41-7	79-25-4
142	21	6.8	Thurman Thomas (23)	@ NYJ	10/26/92	A	W, 24-20	80-25-4
155	37	4.2	Thurman Thomas (24)	v PIT	11/8/92	H	W, 28-20	81-25-4
181	20	9.1	Kenneth Davis (3)	v ATL	11/22/92	H	W, 41-14	82-25-4
103	13	7.9	Thurman Thomas (25)	v ATL	11/22/92	H	W, 41-14	(9-1)
102	21	4.9	Thurman Thomas (26)	@ IND	11/29/92	A	L, 13-16	82-26-4
116	18	6.4	Thurman Thomas (27)	v NYJ	12/6/92	H	L, 17-24	82-27-4
120	26	4.6	Thurman Thomas (28)	v DEN	12/12/92	H	W, 27-17	83-27-4
115	24	4.8	Thurman Thomas (29)	@ NOR	12/20/92	A	W, 20-16	84-27-4
114	24	4.8	Thurman Thomas (30)	v NEP	9/5/93	H	W, 38-14	85-27-4
122	26	4.7	Thurman Thomas (31)	v NYG	10/3/93	H	W, 17-14	86-27-4
117	27	4.3	Thurman Thomas (32)	@ NYJ	10/24/93	A	W, 19-10	87-27-4
129	28	4.6	Thurman Thomas (33)	v WAS	11/1/93	H	W, 24-10	88-27-4
111	30	3.7	Thurman Thomas (34)	@ NEP	11/7/93	A	W, 13-10	89-27-4
116	27	4.3	Thurman Thomas (35)	v IND	11/21/93	H	W, 23-9	90-27-4
110	26	4.2	Thurman Thomas (36)	@ IND	1/2/94	A	W, 30-10	91-27-4
106	26	4.1	Thurman Thomas (37)	@ NEP	9/11/94	A	W, 38-35	92-27-4
112	28	4.0	Thurman Thomas (38)	@ HOU	9/18/94	A	W, 15-7	93-27-4
103	17	6.1	Thurman Thomas (39)	v DEN	9/26/94	H	W, 27-20	94-27-4
125	31	4.0	Thurman Thomas (40)	v MIA	10/9/94	H	W, 21-11	95-27-4
133	27	4.9	Thurman Thomas (41)	v NYJ	10/8/95	H	W, 29-10	96-27-4
100	23	4.3	Darick Holmes	v ATL	11/12/95	H	W, 23-17	97-27-4
129	24	5.4	Thurman Thomas (42)	@ STL	12/10/95	A	W, 45-27	98-27-4
148	35	4.2	Thurman Thomas (43)	v MIA	12/17/95	H	W, 23-20	99-27-4
119	26	4.6	Thurman Thomas (44)	@ NEP	10/27/96	A	L, 25-28	99-28-4
122	22	5.5	Darick Holmes (2)	v WAS	11/3/96	H	W, 38-13	100-28-4
107	23	4.7	Thurman Thomas (45)	v WAS	11/3/96	H	W, 38-13	(10-1)
129	12	10.8	Antowain Smith	v IND	9/21/97	H	W, 37-35	101-28-4
104	18	5.8	Thurman Thomas (46)	v NYJ	11/30/97	H	W, 20-10	102-28-4
118	22	5.4	Antowain Smith (2)	v STL	9/20/98	H	L, 33-34	102-29-4
130	31	4.2	Antowain Smith (3)	@ IND	10/11/98	A	W, 31-24	103-29-4
107	23	4.7	Antowain Smith (4)	v IND	11/22/98	H	W, 34-11	104-29-4
113	30	3.8	Antowain Smith (5)	v NYJ	9/19/99	H	W, 17-3	105-29-4
126	29	4.3	Antowain Smith (6)	v MIA	11/14/99	H	W, 23-3	106-29-4
147	17	8.6	Antowain Smith (7)	@ SEA	12/23/00	A	W, 42-23	107-29-4
113	19	5.9	Travis Henry	v NYJ	10/7/01	H	L, 36-42	107-30-4
101	27	3.7	Travis Henry (2)	v CAR	12/9/01	H	W, 25-24	108-30-4
130	16	8.1	Shawn Bryson	@ ATL	12/23/01	A	L, 30-33	108-31-4
107	28	3.8	Shawn Bryson (2)	@ NYJ	12/30/01	A	W, 14-9	109-31-4



# 100-YARD RUSHING PERFORMANCES

## REGULAR SEASON ONLY

YARDS	ATT.	AVG.	PLAYER	OPP.	DATE	H/A	SCORE	RECORD (W/2)
149	31	4.8	Travis Henry (3)	v NYJ	9/8/02	H	L, 31-37	109-32-4
159	28	5.7	Travis Henry (4)	@ HOU	10/13/02	A	W, 31-24	110-32-4
132	22	6.0	Travis Henry (5)	@ MIA	10/20/02	A	W, 23-10	111-32-4
126	24	5.3	Travis Henry (6)	@ KCY	11/17/02	A	L, 16-17	111-33-4
151	35	4.3	Travis Henry (7)	v MIA	12/1/02	H	W, 38-21	112-33-4
144	22	6.5	Travis Henry (8)	v SDC	12/15/02	H	W, 20-13	113-33-4
167	31	5.4	Travis Henry (9)	v WAS	10/19/03	H	W, 24-7	114-33-4
124	22	5.6	Travis Henry (10)	@ KCY	10/26/03	A	L, 5-38	114-34-4
149	23	6.5	Travis Henry (11)	v HOU	11/16/03	H	L, 10-12	114-35-4
113	26	4.3	Travis Henry (12)	@ NYG	11/30/03	A	W, 24-7	115-35-4
169	32	5.3	Travis Henry (13)	v NYJ	12/7/03	H	W, 17-6	116-35-4
111	26	4.3	Willis McGahee	v MIA	10/17/04	H	W, 20-13	117-35-4
102	30	3.4	Willis McGahee (2)	v ARI	10/31/04	H	W, 38-14	118-35-4
132	37	3.6	Willis McGahee (3)	v NYJ	11/7/04	H	W, 22-17	119-35-4
100	20	5.0	Willis McGahee (4)	v STL	11/21/04	H	W, 37-17	120-35-4
116	28	4.1	Willis McGahee (5)	@ SEA	11/28/04	A	W, 38-9	121-35-4
105	27	3.9	Willis McGahee (6)	v CLE	12/12/04	H	W, 37-7	122-35-4
102	15	6.8	Willis McGahee (7)	@ SFR	12/26/04	A	W, 41-7	123-35-4
117	22	5.3	Willis McGahee (8)	v HOU	9/11/05	H	W, 22-7	124-35-4
140	27	5.2	Willis McGahee (9)	v ATL	9/25/05	H	L, 16-24	124-36-4
143	29	4.9	Willis McGahee (10)	v NYJ	10/16/05	H	W, 27-17	125-36-4
136	31	4.4	Willis McGahee (11)	@ NEP	10/30/05	A	L, 16-21	125-37-4
113	22	5.1	Willis McGahee (12)	@ NYJ	1/1/06	A	L, 26-30	125-38-4
150	26	5.8	Willis McGahee (13)	v NYJ	9/24/06	H	L, 20-28	125-39-4
109	28	3.9	Anthony Thomas	@ IND	11/12/06	A	L, 16-17	125-40-4
125	16	7.8	Willis McGahee (14)	@ NYJ	12/10/06	A	W, 31-13	126-40-4
153	29	5.3	Marshawn Lynch	v CIN	11/4/07	H	W, 33-21	127-40-4
115	15	7.7	Fred Jackson	v MIA	12/9/07	H	W, 38-17	128-40-4
107	23	4.7	Marshawn Lynch (2)	v MIA	12/9/07	H	W, 38-17	(11-1)
105	22	4.8	Marshawn Lynch (3)	@ PHI	12/30/07	A	L, 9-17	128-41-4
119	23	5.2	Marshawn Lynch (4)	v CLE	11/17/08	H	L, 27-29	128-42-4
134	16	8.4	Marshawn Lynch (5)	v SFR	11/30/08	H	L, 3-10	128-43-4
127	21	6.0	Marshawn Lynch (6)	@ NYJ	12/14/08	A	L, 27-31	128-44-4
136	27	5.0	Fred Jackson (2)	v NEP	12/28/08	H	L, 0-13	128-45-4
163	28	5.8	Fred Jackson (3)	v TAM	9/20/09	H	W, 33-20	129-45-4
212	33	6.4	Fred Jackson (4)	v IND	1/3/10	H	W, 30-7	130-45-4
133	25	5.3	Fred Jackson (5)	v DET	11/14/10	H	W, 14-12	131-45-4
116	21	5.5	Fred Jackson (6)	@ CIN	11/21/10	A	W, 49-31	132-45-4
112	29	3.9	Fred Jackson (7)	v CLE	12/12/10	H	W, 13-6	133-45-4
112	20	5.6	Fred Jackson (8)	@ KCY	9/11/11	A	W, 41-7	134-45-4
117	15	7.8	Fred Jackson (9)	v OAK	9/18/11	H	W, 38-35	135-45-4
111	26	4.3	Fred Jackson (10)	v PHI	10/9/11	H	W, 31-24	136-45-4
121	16	7.6	Fred Jackson (11)	@ NYG	10/16/11	A	L, 24-27	136-46-4
120	26	4.6	Fred Jackson (12)	v WAS	10/30/11	H	W, 23-0	137-46-4
114	13	8.8	Fred Jackson (13)	@ DAL	11/13/11	A	L, 7-44	137-47-4
111	16	6.9	C.J. Spiller	v DEN	12/24/11	H	W, 40-14	138-47-4
169	14	12.1	C.J. Spiller (2)	@ NYJ	9/9/12	A	L, 28-48	138-48-4
123	15	8.2	C.J. Spiller (3)	v KCY	9/16/12	H	W, 35-17	139-48-4
107	14	7.6	C.J. Spiller (4)	@ IND	11/25/12	A	L, 13-20	139-49-4
109	25	4.4	Fred Jackson (14)	v JAX	12/2/12	H	W, 34-18	140-49-4
103	17	6.1	C.J. Spiller (5)	v SEA	12/16/12	H	L, 17-50	140-50-4
138	22	6.3	C.J. Spiller (6)	@ MIA	12/23/12	A	L, 10-24	140-51-4
103	16	6.4	C.J. Spiller (7)	v CAR	9/15/13	H	W, 24-23	141-51-4



# 100-YARD RUSHING PERFORMANCES

## REGULAR SEASON ONLY

YARDS	ATT.	AVG.	PLAYER	OPP.	DATE	H/A	SCORE	RECORD (W/2)
116	12	9.7	C.J. Spiller (8)	v KCY	11/3/13	H	L, 13-23	141-52-4
149	15	9.9	C.J. Spiller (9)	v ATL	12/1/13	H	L, 31-34	141-53-4
111	19	5.8	Fred Jackson (15)	v MIA	12/22/13	H	W, 19-0	142-53-4
105	19	5.5	C.J. Spiller (10)	@ NEP	12/29/13	A	L, 20-34	142-54-4
110	12	9.2	Karlos Williams	@ MIA	9/27/15	A	W, 41-14	143-54-4
110	9	12.2	Karlos Williams (2)	v MIA	11/8/15	H	W, 33-17	144-54-4
112	16	7.0	LeSean McCoy	v MIA	11/8/15	H	W, 33-17	(12-1)
112	19	5.9	LeSean McCoy (2)	@ NYJ	11/12/15	A	W, 22-17	146-54-4
112	21	5.3	LeSean McCoy (3)	v HOU	12/6/15	H	W, 30-21	147-54-4
110	17	6.5	LeSean McCoy (4)	v ARI	9/25/16	H	W, 33-18	148-54-4
150	18	8.3	LeSean McCoy (5)	@ LAR	10/2/16	A	W, 30-19	149-54-4
140	19	7.4	LeSean McCoy (6)	v SF	10/9/16	H	W, 45-16	150-54-4
103	19	5.4	LeSean McCoy (7)	v JAX	11/27/16	H	W, 28-21	151-54-4
130	17	7.6	LeSean McCoy (8)	@ OAK	12/4/16	A	L, 24-38	151-55-4
153	19	8.1	LeSean McCoy (9)	v CLE	12/18/16	H	W, 33-13	152-55-4
128	24	5.3	LeSean McCoy (10)	v MIA	12/24/16	H	L, 31-34	152-56-4
110	22	5.0	LeSean McCoy (11)	v NYJ	9/10/17	H	W, 21-12	153-56-4
151	27	5.6	LeSean McCoy (12)	v OAK	10/29/17	H	W, 34-14	154-56-4
114	13	8.8	LeSean McCoy (13)	@ LAC	11/19/17	A	L, 54-24	154-57-4
156	32	4.9	LeSean McCoy (14)	v IND	12/10/17	H	W, 13-7	155-57-4
113	26	4.3	LeSean McCoy (15)	@ NYJ	11/11/18	A	W, 41-10	156-57-4
135	9	15.0	Josh Allen	@ MIA	12/2/18	A	L, 17-21	156-58-4
101	9	11.2	Josh Allen (2)	v NYJ	12/9/18	H	L, 23-27	156-59-4
109	17	6.4	Frank Gore	v NE	9/29/19	H	L, 10-16	156-60-4
106	21	5.0	Devin Singletary	v DEN	11/24/19	H	W, 20-3	157-60-4
109	12	9.1	Josh Allen (3)	@ TB	12/12/21	A	L, 27-33	157-61-4
110	23	5.3	Devin Singletary (2)	v ATL	1/2/22	H	W, 29-15	158-61-4
106	12	8.8	Devin Singletary (3)	@ CHI	12/24/22	A	W, 35-13	159-61-4



# BILLS IN PRIMETIME

## PRIMETIME GAMES

### THURSDAYS

DATE	OPPONENT	W/L	SCORE
9/17/81	vs. Philadelphia	L	14-20
9/16/82	vs. Minnesota	W	23-22
10/18/01	at Jacksonville	W	13-10
12/3/09	vs. NYJ (Toronto)	L	13-19
11/15/12	vs. Miami	W	19-14
10/3/13	at Cleveland	L	24-37
11/13/14	at Miami	L	9-22
11/12/15	at NY Jets	W	22-17
9/15/16	vs. NY Jets	L	31-37
11/2/17	at NY Jets	L	21-34
11/25/21	at New Orleans	W	31-6
9/8/22	at LA Rams	W	31-10
12/1/22	at New England	W	24-10
<i>Total Games: 13</i>		<i>Wins: 7</i>	<i>Losses: 6</i>

### SATURDAYS

DATE	OPPONENT	W/L	SCORE
12/23/00	at Seattle	W	42-23
12/17/05	vs. Denver	L	17-28
12/17/22	vs. Miami	W	32-29
<i>Total Games: 3</i>		<i>Wins: 3</i>	<i>Losses: 1</i>

### SUNDAYS

DATE	OPPONENT	W/L	SCORE
10/7/90	LA Raiders	W	38-24
12/15/91	at Indianapolis	W	35-7
9/20/92	vs. Indianapolis	W	38-0
12/27/92	at Houston Oilers	L	3-27
10/3/93	vs. NY Giants	W	17-14
12/4/94	at Miami	W	42-31
9/3/95	at Denver	L	7-22
12/3/95	at San Francisco	L	17-27
9/1/96	at NY Giants	W	23-20 (OT)
10/27/96	at New England	L	25-28
10/25/98	at Carolina	W	30-14
9/19/99	vs. NY Jets	W	17-3
12/19/99	at Arizona	W	31-21
9/3/00	vs. Tennessee	W	16-13
12/2/01	at San Francisco	L	0-35
9/21/03	at Miami	L	7-17
10/26/03	at Kansas City	L	5-38
11/14/04	at New England	L	6-29
10/30/05	at New England	L	16-21
11/18/07	vs. New England	L	10-56
12/15/19	at Pittsburgh	W	17-10
12/13/20	vs. Pittsburgh	W	26-15
10/10/21	at Kansas City	W	38-20
10/30/22	vs. Green Bay	W	27-17
<i>Total Games: 24</i>		<i>Wins: 14</i>	<i>Losses: 10</i>





# BILLS IN PRIMETIME

## PRIMETIME GAMES

### MONDAYS

DATE	OPPONENT	W/L	SCORE
10/29/73	vs. Kansas City	W	23-14
9/16/74	vs. Oakland	W	21-20
10/20/75	vs. NY Giants	L	14-17
11/17/75	at Cincinnati	L	24-33
9/13/76	vs. Miami	L	21-30
11/15/76	at Dallas	L	10-17
11/28/77	at Oakland	L	13-34
10/12/81	vs. Miami	W	31-21
11/9/81	at Dallas	L	14-27
12/27/82	at Miami	L	10-27
10/3/83	vs. NY Jets	L	10-34
9/17/84	vs. Miami	L	17-21
10/17/88	at NY Jets	W	37-14
11/14/88	at Miami	W	31-6
9/18/89	vs. Denver	L	14-28
10/16/89	vs. LA Rams	W	23-20
12/4/89	at Seattle	L	16-17
9/24/90	at NY Jets	W	30-7
11/26/90	at Houston Oilers	L	24-27
10/7/91	at Kansas City	L	6-33
10/21/91	vs. Cincinnati	W	35-16
11/18/91	at Miami	W	41-27
10/26/92	at NY Jets	W	24-20
11/16/92	at Miami	W	26-20
10/11/93	vs. Houston Oilers	W	35-7
11/1/93	vs. Washington	W	24-10
11/15/93	at Pittsburgh	L	0-23
9/26/94	vs. Denver	W	27-20
11/14/94	at Pittsburgh	L	10-23
10/2/95	at Cleveland	W	22-19
10/23/95	at New England	L	14-27
9/16/96	at Pittsburgh	L	6-24
12/16/96	at Miami	L	14-16
10/20/97	at Indianapolis	W	9-6
11/17/97	at Miami	L	13-30
10/4/99	at Miami	W	23-18
12/11/00	at Indianapolis	L	20-44
10/8/07	vs. Dallas	L	24-25
11/17/08	vs. Cleveland	L	27-29
9/14/09	at New England	L	24-25
11/23/15	at New England	L	13-20
11/7/16	at Seattle	L	25-31
10/29/18	vs. New England	L	6-25

### MONDAYS (CONT.)

DATE	OPPONENT	W/L	SCORE
12/7/20	at San Francisco	W	34-24
12/28/20	at New England	W	38-9
10/18/21	at Tennessee	L	31-34
12/6/21	vs. New England	L	10-14
9/19/22	vs. Tennessee	W	41-7
<i>Total Games: 48</i>		<i>Wins: 20</i>	<i>Losses: 27</i>

### TUESDAYS

DATE	OPPONENT	W/L	SCORE
10/13/20	at Tennessee	L	16-42
<i>Total Games: 1</i>		<i>Wins: 0</i>	<i>Losses: 1</i>

## BILLS OVERALL IN PRIMETIME

Total prime time games:	89
Total wins:	43
Total losses:	46



# BILLS BEST PERFORMANCES

## SCORING

### MOST TOUCHDOWNS SCORED

5 Cookie Gilchrist, vs. N.Y. Jets 12/8/63

### MOST FIELD GOALS

6 Tyler Bass, at N.Y. Jets 10/25/20  
Steve Christie, at N.Y. Jets 10/20/96

### LONGEST FIELD GOAL

59 Steve Christie, vs. Miami 9/26/93

## RUSHING

### MOST RUSHING ATTEMPTS

39 O.J. Simpson, vs. Kansas City 10/29/73

### MOST RUSHING YARDS

273 O.J. Simpson, at Detroit 11/25/76

### MOST RUSHING TOUCHDOWNS

5 Cookie Gilchrist, vs. N.Y. Jets 12/8/63

### LONGEST RUN FROM SCRIMMAGE

80 Fred Jackson, at N.Y. Giants 10/16/11

## PASSING

### MOST PASS ATTEMPTS

63 Josh Allen, at Miami 9/25/22

### MOST PASSES COMPLETED

42 Josh Allen, at Miami 9/25/22

### MOST PASSING YARDS

463 Drew Bledsoe, at Minnesota 9/15/02

### MOST TOUCHDOWN PASSES

6 Jim Kelly, vs. Pittsburgh 9/8/91

### LONGEST PASS COMPLETION

98 Josh Allen, vs. Pittsburgh 10/9/22  
98 Ryan Fitzpatrick, at Jacksonville 11/22/09

## RECEIVING

### MOST RECEPTIONS

15 Andre Reed, vs. Green Bay 11/20/94

### MOST RECEIVING YARDS

265 Lee Evans, at Houston 11/19/06

### MOST TOUCHDOWN RECEPTIONS

4 Don Beebe, vs. Pittsburgh 9/8/91  
Jerry Butler, vs. N.Y. Jets 9/23/79

## INTERCEPTIONS

### MOST INTERCEPTIONS

3 10 times (most recent Nate Clements, at Miami 10/20/02)

### LONGEST INTERCEPTION RETURN

101 Tony Green, vs. Kansas City 10/3/76.

## MISCELLANEOUS

### MOST PUNTS

11 Four times (most recent Chris Mohr vs. Indianapolis 10/6/96)

### LONGEST PUNT

84 Brian Moorman, at Green Bay 12/22/02

### LONGEST KICKOFF RETURN

104 Terrence McGee, at Miami 12/5/04

### LONGEST PUNT RETURN

88 Leodis McKelvin, vs. Kansas City 9/16/12

### LONGEST FUMBLE RETURN

87 Dave Kilson, vs. Houston 9/25/83



# BEST PERFORMANCES VS. BILLS

## SCORING

### MOST TOUCHDOWNS SCORED

5 Jonathan Taylor, vs. Indianapolis 11/21/21

### MOST FIELD GOALS

6 Jim Turner, at N.Y. Jets 11/3/68

### LONGEST FIELD GOAL

61 Jay Feely, at Arizona 10/14/12

## RUSHING

### MOST RUSHING ATTEMPTS

42 Terrell Davis, Denver 10/26/97  
Ricky Williams, at Miami 9/21/03

### MOST RUSHING YARDS

236 Le'Veon Bell, Pittsburgh 12/11/16

### MOST RUSHING TOUCHDOWNS

4 Calvin Hill, Dallas 9/19/71  
Clarence Williams, at San Diego 9/16/79

### LONGEST RUN FROM SCRIMMAGE

88 Ahmad Bradshaw, N.Y. Giants 12/23/07

## PASSING

### MOST PASS ATTEMPTS

68 George Blanda, Houston 11/1/64

### MOST PASSES COMPLETED

40 Kirk Cousins, at Minnesota 9/23/18

### MOST PASSING YARDS

466 Tom Brady, New England 9/20/15

### MOST TOUCHDOWN PASSES

6 Daryle Lamonica, at Oakland 10/19/69

### LONGEST PASS COMPLETION

96 Frank Tripucka, Denver 9/15/62  
Ken O'Brien, N.Y.J. 12/8/85

## RECEIVING

### MOST RECEPTIONS

16 Wes Welker, New England 9/25/11

### MOST RECEIVING YARDS

238 Chris Chambers, at Miami 12/4/05

### MOST TOUCHDOWN RECEPTIONS

4 Randy Moss, New England 11/18/07

## INTERCEPTIONS

### MOST INTERCEPTIONS

4 Austin "Goose" Gonsoulin, Denver 9/18/60

### LONGEST INTERCEPTION RETURN

103 Louis Oliver, Miami 10/4/92 (TD)

## MISCELLANEOUS

### MOST PUNTS

12 Luke Prestridge, Denver 10/25/81  
Chris Gardocki, Indianapolis 10/6/96

### LONGEST PUNT

93 Shawn McCarthy, New England 11/3/91

### LONGEST KICKOFF RETURN

101 Cotton Speyrer, at Baltimore 11/25/73

### LONGEST PUNT RETURN

89 Mike Haynes, at New England 11/7/76

### LONGEST FUMBLE RETURN

96 Lee Woodall, at San Francisco 12/3/95



# SINGLE-SEASON TEAM RECORDS

## SCORING

### MOST POINTS SCORED

501 2020 (16 games)  
 483 2021 (17 games)  
 458 1991 (16 games)

### FEWEST POINTS SCORED

150 1982 (9 games)  
 160 1977 (14 games)  
 184 1971 (14 games)

### MOST POINTS ALLOWED

454 1984 (16 games)  
 435 2012 (16 games)  
 434 2011 (16 games)

### FEWEST POINTS ALLOWED

154 1982 (9 games)  
 226 1965 (14 games)  
 229 1999 (16 games)

## TOUCHDOWNS

### MOST SCORED

60 2020  
 58 1991  
 57 2021  
 1975

### FEWEST SCORED

18 1982 (9 games)  
 19 1977 (14 games)

### MOST ALLOWED

56 1984  
 53 2011  
 2012

### FEWEST ALLOWED

56 1984  
 53 2011  
 2012

## MOST PASSING TOUCHDOWNS

40 2020  
 39 1991  
 36 2021

## MOST RUSHING TOUCHDOWNS

29 2016  
 26 1975  
 25 1964

## KICKING

### MOST FIELD GOALS MADE

34 2014  
 33 1998  
 2013

### MOST PATs MADE

57 2020  
 56 1991  
 51 1975/2021

## RUSHING

### MOST ATTEMPTS

605 1973  
 603 1980  
 588 1975

### MOST YARDAGE GAINED

3088 1973  
 2974 1975  
 2630 2016

## PASSING

### MOST ATTEMPTS

655 2021  
 612 2002  
 596 2020

### MOST COMPLETIONS

415 2021  
 410 2020  
 377 2002

## MOST YARDS GAINED (NET)

4620 2020  
 4284 2021  
 4129 2022

## TOTAL NET YARDS

### MOST GAINED

6493 2021  
 6361 2022  
 6343 2020

## FIRST DOWNS

### MOST FIRST DOWNS

398 2021  
 397 2020  
 367 2022

### MOST BY RUSHING

162 1975  
 152 1973  
 146 2016

### MOST BY PASSING

240 2020  
 236 2021  
 218 2002

### MOST BY PENALTY

47 2002  
 39 2013  
 38 2020  
 1983

## FUMBLES

### MOST OPPONENTS' FUMBLES RECOVERED

47 2002  
 39 2013  
 38 1983  
 1986





# SINGLE-SEASON TEAM RECORDS

## INTERCEPTIONS

### MOST THROWN

34 1964  
1967  
32 1971

### MOST INTERCEPTED

36 1962  
33 1960  
32 1965

## PENALTIES

### MOST PENALTIES

144 1983  
143 2015  
132 1985

### MOST YARDS PENALIZED

1,249 2015  
1,108 1970  
1,103 1978

## QB SACKS

### MOST SACKS MADE

57 2013  
54 2014  
50 1964

### MOST SACKS ALLOWED

63 1961  
60 1984  
59 2000

### FEWEST SACKS ALLOWED

12 1986 (9 games)  
16 1966 (14 games)  
1981 (16 games)

## MISCELLANEOUS SINGLE SEASON TEAM RECORDS

### BEST SEASON, WIN PERCENTAGE

.857 1964

### BEST SEASON, WIN TOTAL

13 1990/1991/2020/2022

### MOST LOSSES

14 1984  
1985

### LONGEST WINNING STREAK

11 Dec. 8, 1963 - Nov. 8, 1964

### LONGEST WINNING STREAK AT HOME

15 Sept. 9, 1990 - Dec. 1, 1991

### LONGEST WINNING STREAK ON THE ROAD

6 Nov. 25, 1973 - Nov. 3, 1974  
Dec. 13, 1964 - Nov. 14, 1965

### LONGEST LOSING STREAK

15 Nov. 22, 1970 - Nov. 21, 1971

### LONGEST LOSING STREAK AT HOME

9 Oct. 18, 1970 - Nov. 21, 1971

### LONGEST LOSING STREAK ON THE ROAD

22 Dec. 18, 1983 - Nov. 23, 1986

### MOST CONSECUTIVE WINS - START OF SEASON

9 Sept. 13, 1964 - Nov. 8, 1964

### MOST CONSECUTIVE WINS - END OF SEASON

6 Nov. 29, 2020 - Jan. 3, 2021  
4 Nov. 25, 1973 - Dec. 16, 1973

### MOST CONSECUTIVE LOSSES - START OF SEASON

11 Sept. 2, 1984 - Nov. 11, 1984

### MOST CONSECUTIVE LOSSES - END OF SEASON

10 Oct. 10, 1976 - Dec. 12, 1976

### TOTAL SHUTOUTS BY BILLS

25 Last: 10/3/21 vs. Houston

### TOTAL SHUTOUTS AGAINST BILLS

24 Last: 9/30/18 at Green Bay

### MOST SHUTOUTS IN A SEASON

2 1982/1990/2021

### MOST TIMES SHUTOUTS IN A SEASON

4 1971



# SINGLE-GAME TEAM RECORDS

## SCORING

### MOST POINTS SCORED

58 vs. Miami 9/18/66

### MOST POINTS ALLOWED

58 at Baltimore 12/12/76

### MOST POINT, BOTH TEAMS

88 Buffalo 47, Houston 41  
9/24/89 (OT)

### FEWEST POINTS, BOTH TEAMS

3 Buffalo 3, Atlanta 0  
10/16/77

### MOST DECISIVE VICTORY

42 Buffalo 42, Cleveland 0  
11/4/90

### MOST DECISIVE LOSS

46 New England 56, Buffalo 10  
11/18/07

### LARGEST COMEBACK

26 vs. Indianapolis 9/21/97

### LARGEST COMEBACK AGAINST

21 vs. Baltimore 11/9/75  
at Pittsburgh 12/15/85  
at Miami 12/4/05  
at New England 1/1/12

## TOUCHDOWNS

### MOST SCORED

8 vs. Miami 1/3/21  
vs. Miami 9/18/66

### MOST ALLOWED

8 at Seattle 10/30/77

### MOST SCORED BY RUSHING

5 vs. Washington 11/3/96  
vs. Cincinnati

### MOST ALLOWED BY RUSHING

6 vs. New Orleans 11/12/17

### MOST SCORED BY PASSING

6 vs. Pittsburgh 9/8/91

### MOST ALLOWED BY PASSING

6 at Oakland 10/19/69

## KICKING

### MOST FIELD GOALS MADE

6 at N.Y. Jets 10/25/20  
at N.Y. Jets 10/20/96

### MOST FIELD GOALS ALLOWED

6 at N.Y. Jets 11/3/68

## TOTAL YARDS

### MOST YARDS GAINED

589 vs. Miami 12/24/16 (OT)

### FEWEST YARDS GAINED

49 vs. Baltimore 10/10/71

### MOST YARDS ALLOWED

621 at San Francisco 10/7/12

### FEWEST YARDS ALLOWED

26 vs. Cleveland 12/12/04

## FIRST DOWNS

### MOST, TOTAL

35 at New England 11/11/12

### MOST ALLOWED, TOTAL

34 at Cincinnati 11/17/75  
at Cincinnati 11/27/88

### FEWEST, TOTAL

4 vs. Baltimore 10/10/71

### FEWEST ALLOWED, TOTAL

4 vs. NY Jets 1/9/21

### MOST BY RUSHING

21 vs. Washington 11/3/96

### MOST ALLOWED BY RUSHING

20 vs. New Orleans 11/12/17

### MOST BY PASSING

22 at Minnesota 9/15/02 (OT)

### MOST ALLOWED BY PASSING

24 vs. Houston 11/1/64  
vs. Miami 11/16/86

### MOST BY PENALTY

8 vs. Houston 9/20/87  
at N.Y. Jets 9/22/13

### MOST ALLOWED BY PENALTY

7 vs. Cleveland 10/23/77  
at Baltimore 12/17/78  
at Miami 10/9/83  
vs. Jacksonville 12/2/12  
vs. N.Y. Giants 10/4/15

## RUSHING

### MOST ATTEMPTS

58 at Cincinnati 12/16/84  
vs. Miami 10/4/92

### MOST ATTEMPTS ALLOWED

68 vs. Houston 11/1/64

### MOST YARDS GAINED

366 vs. N.Y. Giants 11/26/78

### FEWEST YARDS GAINED

0 at Chicago 10/2/88

### MOST YARDS ALLOWED

320 at Dallas Texans 9/30/62

### FEWEST YARDS ALLOWED

5 at N.Y. Jets 10/30/66



# SINGLE-GAME TEAM RECORDS

## PASSING

### MOST ATTEMPTS

58 at Cincinnati 12/16/84  
vs. Miami 10/4/92

### FEWEST ATTEMPTS

2 vs. N.Y. Jets 9/29/74

### MOST ATTEMPTS ALLOWED

68 vs. Houston 11/1/64

### FEWEST ATTEMPTS ALLOWED

7 vs. Cincinnati 11/30/69

### MOST COMPLETIONS

38 at Miami 10/9/83  
at Denver 12/7/14

### FEWEST COMPLETIONS

0 vs. N.Y. Jets 9/29/74

### MOST COMPLETIONS ALLOWED

40 at Minnesota 9/23/18

### FEWEST COMPLETIONS ALLOWED

2 vs. Cincinnati 11/30/69  
vs. N.Y. Jets 9/29/74  
vs. Cleveland 10/11/09

### MOST YARDS GAINED

437 at Minnesota 9/15/02

### FEWEST YARDS GAINED

-19 vs. Oakland 9/15/68

### MOST YARDS ALLOWED

464 vs. Houston 10/29/61

### FEWEST YARDS ALLOWED

-3 vs. Cleveland 12/13/04

## PENALTIES

### MOST PENALTIES

19 at Miami 12/22/85  
at Indianapolis 9/23/01

### FEWEST PENALTIES

0 vs. Jacksonville 12/14/97  
at N.Y. Jets 1/1/17

### MOST PENALTIES BY OPPONENT

22 vs. San Francisco 10/4/98

### FEWEST PENALTIES BY OPPONENT

0 vs. N.Y. Titans 10/16/60  
vs. Houston 11/1/64  
at Kansas City 10/2/66  
at N.Y. Jets 12/16/73

### MOST YARDS PENALIZED

163 vs. Chicago 11/4/18

### FEWEST YARDS PENALIZED

0 vs. Jacksonville 12/14/97  
at N.Y. Jets 1/1/17

### MOST YARDS PENALIZED, OPPONENT

189 vs. Houston 10/31/65

### FEWEST YARDS PENALIZED, OPPONENT

0 vs. N.Y. Titans 10/16/60  
vs. Houston 11/1/64  
at Kansas City 10/2/66  
at N.Y. Jets 12/16/73

## FUMBLES

### MOST LOST

6 vs. Denver 12/2/79

### MOST RECOVERED

7 vs. Cincinnati 11/30/69

## INTERCEPTIONS

### MOST THROWN

6 vs. Denver 9/18/60  
vs. Houston 11/10/74  
vs. Miami 11/21/82

### MOST INTERCEPTED

6 at L.A. Chargers 11/20/60  
at Denver 11/19/61  
vs. Houston 9/9/62  
at Boston 12/9/67  
at N.Y. Jets 10/18/09

## TOTAL TURNOVERS

### MOST COMMITTED

8 at New England 11/7/76

### MOST FORCED BY DEFENSE

9 at Denver 11/19/61  
at Kansas City 10/17/65

## SACKS

### MOST SACKS MADE

11 at Denver 12/13/64

### MOST SACKS ALLOWED

11 vs. Oakland 10/15/67

## RETURNS

### MOST PUNT RETURNS

9 at Houston 10/11/64  
vs. Pittsburgh 12/12/82

### MOST PUNT RETURN YARDS

148 vs. St. Louis 11/21/04

### MOST KICK RETURNS

10 at Baltimore 12/12/76

### MOST KICK RETURN YARDS

256 at Cincinnati 12/24/05



# SINGLE-GAME TEAM RECORDS

## BILLS HIGHS

58	vs. Miami 9/18/66
8	Last: vs. Miami 1/3/21
5	Last: vs. Washington 11/3/96
6	vs. Pittsburgh 9/8/91
8	at NY Jets 10/25/20
6	Last: at NY Jets 10/25/20
35	at New England 11/11/12
589	vs. Miami 12/24/16
65	vs. Kansas City 10/29/73
366	vs. NYG 11/26/78
437	at Minnesota 9/15/02
11	vs. Oakland 10/15/67
463	at Minnesota 9/15/02
63	at Miami 9/25/22
42	at Miami 9/25/22
6	Last: vs. Miami 11/21/82
8	at New England 11/7/76
7	at Miami 12/4/94
6	vs. Denver 12/2/79
11	Last: vs. Indianapolis 10/6/96
68.0	Last: at San Francisco 12/7/20
163	vs. Chicago 11/4/18

## CATEGORY

POINTS
TOUCHDOWNS
RUSHING TDS
PASSING TDS
FIELD GOALS ATTEMPTED
FIELD GOALS MADE
TOTAL FIRST DOWNS
TOTAL NET YARDS
RUSHING ATTEMPTS
NET YARDS RUSHING
NET YARDS PASSING
QB SACKS ALLOWED
GROSS YARDS PASSING
PASS ATTEMPTS
PASS COMPLETIONS
INTERCEPTIONS THROWN
TOTAL TURNOVERS
FUMBLES BY
FUMBLES LOST
PUNTS
PUNTING AVERAGE
YARDS PENALIZED

## BILLS LOWS

Last: at Green Bay 9/30/18	0
Last: at Jacksonville 11/7/21	0
Last: vs. New England 1/8/23	0
Last: at NY Jets 11/6/22	0
Last: vs. New England 1/8/23	0
Last: vs. New England 1/8/23	0
vs. Baltimore 10/10/71	4
vs. Baltimore Colts 10/10/71	49
at St. Louis Cardinals 9/9/84	8
at Chicago 10/2/88	0
vs. Oakland 9/15/68	-19
Last: vs. Pittsburgh 10/9/22	0
vs. NY Jets 9/29/74	0
vs. NY Jets 9/29/74	2
vs. NY Jets 9/29/74	0
Last: vs. Miami 12/17/22	0
Last: vs. NY Jets 12/11/22	0
Last: vs. NY Jets 12/11/22	0
Last: vs. NY Jets 12/11/22	0
Last: at LA Rams 9/8/22	0
at Seattle 10/14/84	17.3
Last: at NYJ 1/1/17	0

## OPPONENT HIGHS

58	at Baltimore 12/12/76
8	Last: vs. New England 11/18/07
6	vs. New Orleans 11/12/17
6	at Oakland 10/19/69
8	at NYJ 11/3/68
6	at NYJ 11/3/68
33	vs. New England 9/30/12
621	at San Francisco 10/7/12
64	at Oakland 11/28/77
320	at Dallas 9/30/62
464	vs. Houston 10/29/61
11	at Denver 12/13/64
466	vs. New England 9/20/15
68	vs. Houston 11/1/64
40	at Minnesota 9/23/18
6	at NYJ 10/18/09
9	Last: at Kansas City 10/17/65
9	vs. NYG 10/20/75
7	vs. Cincinnati 11/30/69
12	Last: vs. Indianapolis 10/6/96
64.0	vs. Minnesota 12/11/94
189	vs. Houston 10/31/65

## CATEGORY

POINTS
TOUCHDOWNS
RUSHING TDS
PASSING TDS
FIELD GOALS ATTEMPTED
FIELD GOALS MADE
TOTAL FIRST DOWNS
TOTAL NET YARDS
RUSHING ATTEMPTS
NET YARDS RUSHING
NET YARDS PASSING
QB SACKS ALLOWED
GROSS YARDS PASSING
PASS ATTEMPTS
PASS COMPLETIONS
INTERCEPTIONS THROWN
TOTAL TURNOVERS
FUMBLES BY
FUMBLES LOST
PUNTS
PUNTING AVERAGE
YARDS PENALIZED

## OPPONENT LOWS

Last: vs. Houston 10/3/21	0
Last: vs. Pittsburgh 10/9/22	0
Last: vs. New England 1/8/23	0
Last: vs. NY Jets 12/11/22	0
Last: at Miami 9/25/22	0
Last: at Miami 9/25/22	0
vs. NY Jets 1/9/22	4
vs. Cleveland 12/12/04	26
at Minnesota 9/23/18	6
at NYJ 10/30/66	5
vs. Cleveland 12/12/04	-3
Last: vs. Indianapolis 11/21/21	0
vs. Chicago 10/07/79	22
vs. New England 12/6/21	3
Last: vs. New England 12/6/21	2
Last: vs. Miami 12/17/22	0
Last: at New England 12/1/22	0
Last: at New England 12/1/22	0
Last: vs. New England 1/8/23	0
Last: vs. LA Rams 9/27/20	0
vs. Pittsburgh 9/25/88	22.0
Last: at NYJ 12/16/73	0





# ALL-TIME RETURN TDS

## ALL-TIME INTERCEPTION RETURN TDS

TOTAL INT TDS: 93 / RECORD WITH A INT TD: 63-21-4

Date	Player	Opponent	Yards	Result/Score
9/19/22	Matt Milano	v TEN	43	W, 41-7
10/10/21	Micah Hyde	@ KC	26	W, 38-20
1/3/21	Josh Norman	v MIA	16	W, 56-26
12/13/20	Taron Johnson	v PIT	51	W, 26-15
12/24/17	Jordan Poyer	@ NE	19	L, 16-37
10/9/16	Nickell Robey-Coleman (2)	@ LAR	41	W, 30-19
10/25/15	Corey Graham	@ JAX	44	L, 31-34
9/27/15	Preston Brown	@ MIA	43	W, 41-14
11/17/13	Da'Norris Searcy	v NYJ	32	W, 37-14
10/20/13	Nickell Robey	@ MIA	19	W, 23-21
12/30/12	Bryan Scott (2)	v NYJ	20	W, 28-9
12/24/11	Jairus Byrd (2)	v DEN	37	W, 40-14
10/9/11	Nick Barnett	v PHI	31	W, 31-24
10/2/11	Bryan Scott	@ CIN	43	L, 20-23
9/25/11	Drayton Florence (2)	v NE	27	W, 34-31
1/2/11	Jairus Byrd	@ NYJ	37	L, 7-38
12/5/10	Drayton Florence	@ MIN	40	L, 14-38
9/20/09	Donte Whitner	v TAM	76	W, 33-20
9/14/09	Aaron Schobel	@ NEP	26	L, 24-25
11/23/08	Leodis McKelvin	@ KC	64	W, 54-31
11/2/08	Jabari Greer (2)	v NYJ	42	L, 17-26
9/28/08	Jabari Greer	@ STL	33	W, 31-14
10/08/07	George Wilson	v DAL	25	L, 24-25
10/08/07	Chris Kelsay	v DAL	EZ	L, 24-25
12/10/06	Nate Clements (5)	@ NYJ	58	W, 31-13
11/5/06	London Fletcher-Baker	v GB	17	W, 24-10
12/24/05	Terrence McGee	@ CIN	46	W, 37-27
1/2/05	Nate Clements (4)	v PIT	30	L, 24-29
12/19/04	Takeo Spikes (2)	@ CIN	62	W, 33-17
12/5/04	Pat Williams	@ MIA	20	W, 42-32
10/17/04	Takeo Spikes	v MIA	11	W, 20-13
9/21/03	Nate Clements (3)	@ MIA	54	L, 7-17
9/7/03	Sam Adams	v NEP	37	W, 31-0
10/22/02	Nate Clements (2)	@ MIA	29	W, 23-10
12/23/01	Brandon Spoon (2)	@ ATL	7	L, 30-33
12/9/01	Brandon Spoon	v CAR	44	W, 25-24
9/23/01	Nate Clements	@ IND	48	L, 26-42
10/29/00	Henry Jones (4)	v NYJ	45	W, 23-20
12/13/98	Gabe Northern	v OAK	40	W, 44-21
11/26/95	Cornelius Bennett	v NE	69	L, 25-35
9/10/95	Kurt Schulz	v CAR	32	W, 31-9
12/19/93	Mickey Washington	@ MIA	27	W, 47-34
10/24/93	Darryl Talley (2)	@ NYJ	61	W, 19-10
10/3/93	Henry Jones (3)	v NYG	85	W, 17-14
9/20/92	Henry Jones	v IND	23	W, 38-0
9/20/92	Henry Jones (2)	v IND	82	W, 38-0
9/8/91	Nate Odomes	v PIT	32	W, 52-34
11/4/90	Darryl Talley	@ CLE	60	W, 42-0
9/30/90	Leonard Smith	v DEN	39	W, 29-28
10/29/89	Kirby Jackson	v MIA	40	W, 31-17
10/30/88	Mark Kelso	v GB	78	W, 28-0
12/4/83	Mike Kennedy	@ KC	22	W, 14-9
12/7/80	Steve Freeman (3)	v LAR	47	W, 10-7
9/14/80	Jeff Nixon	v NYJ	50	W, 20-10
12/2/79	Steve Freeman (2)	v DEN	50	L, 16-19
9/9/79	Isiah Robertson	v CIN	23	W, 51-24
9/10/78	Charles Romes	v NYJ	85	L, 20-21
11/6/77	Doug Jones	@ NE	24	W, 24-14
10/3/76	Tony Greene (2)	v KC	101	W, 50-17
10/26/75	Steve Freeman	v MIA	30	L, 30-35
9/21/75	Pat Toomay	v NYJ	44	W, 42-14



# ALL-TIME RETURN TDS

## ALL-TIME INTERCEPTION RETURN TDS (CONTINUED)

TOTAL INT TDS: 93 / RECORD WITH A INT TD: 63-21-4

Date	Player	Opponent	Yards	Result/Score
11/3/74	Dave Washington	@ NE	72	W, 29-28
10/13/74	Neal Craig	@ BAL	55	W, 27-14
11/25/73	Dwight Harrison	@ BAL	31	W, 24-17
12/17/72	Alvin Wyatt	@ WAS	49	W, 24-17
11/5/72	Tony Greene	v MIA	39	L, 16-30
10/22/72	Ken Lee	@ MIA	16	L, 23-24
11/15/70	George "Butch" Byrd (5)	@ BAL	26	T, 17-17
11/1/70	Edgar Chandler	@ BOS	59	W, 45-10
9/28/69	George "Butch" Byrd (4)	v DEN	12	W, 41-28
11/24/68	Booker Edgersen (2)	@ DEN	35	L, 32-34
9/29/68	Tom Janik (5)	v NYJ	100	W, 37-35
9/29/68	George "Butch" Byrd (3)	v NYJ	53	W, 37-35
9/29/68	Booker Edgersen	v NYJ	45	W, 37-35
12/9/67	Tom Janik (4)	@ BOS	38	W, 44-16
12/9/67	Marty Schottenheimer	@ BOS	45	W, 44-16
11/5/67	Tom Janik (3)	v MIA	19	W, 35-13
12/18/66	Tom Janik (2)	v DEN	25	W, 38-21
11/20/66	Tom Janik	@ HOU	37	W, 42-20
9/25/66	Hagood Clarke	v HOU	66	W, 27-20
9/18/66	George "Butch" Byrd (2)	v MIA	60	W, 58-24
9/11/65	Charley Warner	v BOS	22	W, 24- 7
9/26/64	George "Butch" Byrd	v SD	75	W, 30- 3
9/13/64	Tom Sestak (2)	v KC	15	W, 34-17
9/22/63	Mike Stratton	v KC	26	T, 27-27
11/3/62	Leroy Moore	v BOS	3	T, 28-28
10/28/62	Tom Sestak	@ DEN	6	W, 45-38
10/7/62	Carl Charon	@ HOU	40	L, 14-17
11/19/61	Stew Barber	@ DEN	21	W, 23-10
12/11/60	Joe Hergert	@ HOU	29	L, 23-31
12/4/60	Jim Wagstaff	v BOS	40	W, 38-14
11/27/60	Mack Yoho	@ DEN	15	T, 38-38
11/20/60	Archie Matsos	@ LAC	20	W, 32-3

## ALL-TIME BLOCKED PUNT TDS

TOTAL BLOCKED PUNT TDS: 89 / RECORD WITH A BLOCKED PUNT TD: 7-2

Date	Player	Opponent	Yards	Result/Score
11/24/2014	Manny Lawson	v NYJ	EZ	W, 38-3
12/19/2004	Jason Peters	@ CIN	EZ	W, 33-17
11/10/1996	Gabe Northern	@ PHI	18	W, 24-17
10/7/1990	James Williams	v LA RAI	38	W, 38-24
9/25/1988	Robb Riddick	v PIT	5	W, 36-28
12/8/1984	Stan David	@ NYJ	36	L, 17-21
10/5/1980	Lucius Sanford (2)	@ SD	EZ	W, 26-24
9/9/1979	Lucius Sanford	v CIN	3	W, 51-24
9/30/1962	Carl Charon	@ DLT	3	L, 21-41

## ALL-TIME BLOCKED FIELD GOAL TDS

TOTAL BLOCKED FG TDS: 4 / RECORD WITH A BLOCKED FG TD: 3-1

Date	Player	Opponent	Yards	Result/Score
9/30/1990	Cornelius Bennett	v DEN	80	W, 29-28
9/24/1989	Mark Kelso	@ HOU	76	W, 47-41
9/2/1979	Charles Romes	v MIA	76	L, 7- 9
11/13/1966	Jim Dunaway	v NYJ	72	W, 14- 3



# ALL-TIME RETURN TDS

## ALL-TIME FUMBLE RETURN TDS

TOTAL FUMBLE RETURN TDS: 55 / RECORD WITH A INT TD: 32-23

Date	Player	Opponent	Yards	Result/Score
12/20/20	Jerry Hughes	@ DEN	21	W, 48-19
11/11/18	Jason Croom	@ NYJ	EZ	W, 41-10
10/29/17	Matt Milano	v OAK	40	W, 34-14
10/1/17	Tre'Davious White	@ ATL	52	W, 23-17
9/25/16	Aaron Williams	v ARI	53	W, 33-18
9/15/16	Nickell Robey-Coleman	v NYJ	36	L, 31-37
11/12/15	Duke Williams	@ NYJ	19	W, 22-17
11/30/14	Jerry Hughes	v CLE	18	W, 26-10
9/8/13	Da'Norris Searcy	v NE	74	L, 21-23
12/24/11	Spencer Johnson	v DEN	17	W, 40-14
12/11/11	Bryan Scott	@ SD	EZ	L, 10-37
11/21/10	Drayton Florence	@ CIN	27	W, 49-31
12/9/07	George Wilson	v MIA	20	W, 38-17
11/12/06	Terrence McGee	@ IND	68	L, 16-17
9/10/06	London Fletcher	@ NE	5	L, 17-19
12/14/03	Pat Williams	@ TEN	28	L, 26-28
9/15/02	Ron Edwards	@ MIN	EZ	W, 45-39
11/12/00	Daryl Porter	v CHI	23	W, 20-3
10/15/00	Jerry Ostroski	v SDC	EZ	W, 27-24
10/4/99	Gabe Northern	@ MIA	59	W, 23-18
12/13/98	Phil Hansen	v OAK	13	W, 44-21
11/17/96	David White	v CIN	12	W, 31-17
9/17/95	Carwell Gardner	v IND	EZ	W, 20-14
9/11/94	Mike Lodish (2)	@ NE	EZ	W, 38-35
12/19/93	Nate Odomes (2)	@ MIA	25	W, 47-34
9/27/92	Mike Lodish	@ NE	18	W, 41-7
11/18/91	Cornelius Bennett	@ MIA	6	W, 47-21
10/7/90	Nate Odomes	v LA RAI	49	W, 38-24
10/30/88	Leon Seals	v GB	7	W, 28-0
12/20/87	Sean McNanie	v NEP	14	L, 7-13
12/13/87	Bruce Smith	@ IND	EZ	W, 27-3
11/15/87	Mark Kelso	@ CLE	56	L, 21-27
10/19/86	Rodney Bellinger	v IND	15	W, 24-13
9/14/86	Pete Metzelaars	@ CIN	EZ	L, 33-36
12/15/85	Don Wilson	@ PIT	61	L, 24-30
11/4/84	Chris Keating	v CLE	34	L, 10-13
10/14/84	Lucius Sanford	@ SEA	46	L, 28-31
9/25/83	Dave Kilson (R)	v HOU	87	W, 30-13
11/21/82	Joe Ferguson	v MIA	1	L, 7-9
9/23/79	Fred Smerlas (R)	v NYJ	13	W, 46-31
9/25/77	Bo Cornell	@ DEN	22	L, 6-26
11/21/76	John Holland	v SDC	EZ	L, 13-34
9/28/75	Mike Kadish	@ PIT	26	W, 30-21
12/15/74	Ahmad Rashad (2)	@ LAR	EZ	L, 14-19
11/17/74	Dave Washington	@ MIA	42	L, 28-35
9/22/74	Ahmad Rashad	v MIA	EZ	L, 16-24
11/14/71	Robert James	@ NEP	2	L, 33-38
11/30/69	Booker Edgerson	v CIN	10	W, 16-13
12/24/67	Tom Sestak	@ OAK	EZ	L, 21-28
12/18/66	Mike Stratton	v DEN	22	W, 38-21
10/17/65	George Saimes	@ KC	18	W, 23-7
11/15/64	Joe Auer	v BOS	18	L, 28-36
9/28/63	Carl Charon	v HOU	23	L, 20-31
12/10/61	Don McDonald	@ SDC	24	L, 10-28
11/12/61	Ed Muelhaupt	@ DLT	7	W, 30-20
10/15/61	Richie Lucas	v DLT	20	W, 27-24



# ALL-TIME RETURN TDS

## ALL-TIME KICKOFF RETURN TDS

TOTAL KICKOFF RETURN TDS: 28 / RECORD WITH A KICKOFF RETURN TD: 18-8-1

Date	Player	Opponent	Yards	Result/Score
1/8/23	Nyheim Hines (2)	v NE	101	W, 35-23
1/8/23	Nyheim Hines	v NE	96	W, 35-23
10/20/19	Micah Hyde	v MIA	45	W, 31-21
9/14/14	C.J. Spiller (2)	v MIA	102	W, 29-10
10/21/12	Brad Smith	v TEN	89	L, 34-35
9/26/10	C.J. Spiller	@ NEP	95	L, 30-38
11/17/08	Leodis McKelvin	v CLE	98	L, 27-29
10/8/07	Terrence McGee (5)	v DAL	103	L, 24-25
12/24/05	Terrence McGee (4)	@ CIN	99	W, 37-27
12/5/04	Terrence McGee (3)	@ MIA	104	W, 42-32
10/31/04	Terrence McGee (2)	v ARI	87	W, 38-14
10/3/04	Terrence McGee	v NEP	98	L, 17-31
9/15/02	Charlie Rogers	@ MIN	90	W, 45-39
12/19/99	Henry Jones	@ ARI	37	W, 31-21
11/24/96	Eric Moulds	v NYJ	97	W, 35-10
12/8/91	Al Edwards	@ RAI	91	W, 30-27
9/24/78	Curtis Brown	v BAL	102	W, 24-17
12/9/73	Wallace Francis (2)	v NEP	90	W, 37-13
10/7/73	Wallace Francis	v PHI	101	W, 27-26
11/1/70	Greg Jones	@ BOS	52	W, 45-10
10/4/70	O.J. Simpson	v NYJ	95	W, 34-31
9/22/68	Max Anderson	@ CIN	100	L, 23-34
10/30/66	Charley Warner (3)	@ NYJ	95	W, 33-23
12/19/65	Charley Warner (2)	@ NYJ	87	L, 12-14
11/7/65	Charley Warner	@ BOS	102	W, 23- 7
11/3/62	Elbert Dubenion	v BOS	93	T, 28-28
9/9/62	Art Baker	v HOU	100	L, 23-28
9/17/61	Fred Brown	v NYT	93	W, 41-31

## ALL-TIME PUNT RETURN TDS

TOTAL PUNT RETURN TDS: 25 / RECORD WITH A PUNT RETURN TD: 12-13

Date	Player	Opponent	Yards	Result/Score
1/3/21	Isaiah McKenzie	v MIA	84	W, 56-26
12/14/14	Marcus Thigpen	v GBY	75	W, 21-13
11/15/12	Leodis McKelvin (3)	v MIA	79	W, 19-14
9/16/12	Leodis McKelvin (2)	v KCY	88	W, 35-17
12/24/11	Leodis McKelvin	v DEN	80	W, 40-14
9/9/07	Roscoe Parrish (2)	v DEN	74	L, 14-15
9/7/07	Roscoe Parrish (3)	v SEA	63	W, 34-10
11/26/06	Roscoe Parrish	v JAX	82	W, 27-24
11/21/04	Nate Clements (2)	v STL	86	W, 37-17
11/14/04	Jonathan Smith	@ NEP	70	L, 6-29
11/4/01	Nate Clements	v IND	66	L, 14-30
9/5/93	Russell Copeland	v NEP	47	W, 38-14
11/2/86	Ron Pitts	@ TAM	49	L, 28-34
10/14/84	Don Wilson	@ SEA	65	L, 28-31
10/15/78	Keith Moody (3)	@ HOU	82	L, 10-17
11/13/77	John Kimbrough	v BAL	73	L, 13-31
10/23/77	Keith Moody (2)	v CLE	91	L, 16-27
10/10/76	Keith Moody	@ NYJ	67	L, 14-17
12/16/73	Bill Cahill	@ NYJ	51	W, 34-14
11/14/71	Ike Hill	@ NEP	68	L, 33-38
10/31/71	Alvin Wyatt	v STL	61	L, 23-28
11/3/68	Hagood Clarke (2)	@ NYJ	82	L, 21-25
9/18/66	George "Butch" Byrd	v MIA	72	W, 58-24
9/11/66	Ed Rutkowski	v KCY	73	L, 20-42
9/26/64	Hagood Clarke	v SDC	53	W, 30- 3





# BEST PLAYOFF PERFORMANCES

## SCORING

### MOST TOUCHDOWNS SCORED

4 Gabe Davis 1/23/22 at Kansas City

### MOST FIELD GOALS

5 Steve Christie 1/17/93 at Miami

### LONGEST FIELD GOAL

54 Steve Christie 1/30/94 vs. Dallas

## RUSHING

### MOST RUSHING ATTEMPTS

33 Thurman Thomas 1/23/94 vs. Kansas City

### MOST RUSHING YARDS

186 Thurman Thomas 1/23/94 vs. Kansas City

### MOST RUSHING TOUCHDOWNS

4 Kenneth Davis 1/20/91 vs. L.A. Raiders  
Thurman Thomas 1/23/94 vs. Kansas City

### LONGEST RUN FROM SCRIMMAGE

45 Joe Cribbs 12/27/81 at N.Y. Jets

## PASSING

### MOST PASS ATTEMPTS

58 Jim Kelly 1/26/92 vs. Washington

### MOST PASSES COMPLETED

31 Jim Kelly 1/30/94 vs. Dallas

### MOST PASSING YARDS

405 Jim Kelly 1/6/90 at Cleveland

### MOST TOUCHDOWN PASSES

5 Josh Allen 1/15/22 vs. New England

### LONGEST PASS COMPLETION

93 Daryle Lamonica (to Elbert Dubenion)  
12/28/63 vs. Boston

## RECEIVING

### MOST RECEPTIONS

13 Thurman Thomas 1/6/90 at Cleveland

### MOST RECEIVING YARDS

240 Eric Moulds 1/2/99 at Miami (WC)

### MOST TOUCHDOWN RECEPTIONS

4 Gabe Davis 1/23/22 at Kansas City

## INTERCEPTIONS

### MOST INTERCEPTIONS

2 Bill Simpson 12/27/81 at N.Y. Jets  
Darryl Talley 1/20/91 vs. L.A. Raiders  
Kirby Jackson 1/5/92 vs. Kansas City

### LONGEST INTERCEPTION RETURN

49 Rufus Bess 12/27/81 at N.Y. Jets (No TD)

## MISCELLANEOUS

### MOST PUNTS

8 Colton Schmidt 1/7/18 at Jacksonville  
Daryle Lamonica 12/28/63 vs. Boston  
Paul Maguire 1/1/67 vs. Kansas City  
Chris Mohr 1/12/92 vs. Denver  
Chris Mohr 1/8/00 at Tennessee

### LONGEST PUNT

64 Paul Maguire 12/26/64 vs. San Diego

### LONGEST KICKOFF RETURN

67 Steve Tasker 1/15/94 vs. L.A. Raiders

### LONGEST PUNT RETURN

74 George "Butch" Byrd 12/26/65 at San Diego

### LONGEST FUMBLE RETURN FOR TD

26 Charles Rome 12/27/81 at N.Y. Jets



# SINGLE-GAME TEAM PLAYOFF RECORDS

## SCORING

### MOST POINTS SCORED

51 1/20/91 vs. LA Raiders

### MOST POINTS ALLOWED

52 1/31/93 vs. Dallas

### MOST POINT, BOTH TEAMS

79 Buffalo 41, Houston 38  
(OT) 1/3/93

### FEWEST POINTS, BOTH TEAMS

13 Jacksonville 10, Bills 3  
1/7/18

### MOST DECISIVE VICTORY

48 Buffalo 51, L.A. Raiders 3  
1/20/91

### MOST DECISIVE LOSS

35 Dallas 52, Buffalo 17  
1/31/93

### LARGEST COMEBACK

32 Buffalo 41, Houston 38  
(OT) 1/3/93

## TOUCHDOWNS

### MOST SCORED

7 1/15/22 vs. New England  
1/20/91 vs. L.A. Raiders

### MOST ALLOWED

7 1/31/93 vs. Dallas

### MOST SCORED BY RUSHING

4 1/20/91 vs. L.A. Raiders

### MOST ALLOWED BY RUSHING

3 12/22/74 at Pittsburgh  
1/3/82 at Cincinnati  
1/6/96 at Pittsburgh

### MOST SCORED BY PASSING

5 1/15/22 vs. New England

### MOST ALLOWED BY PASSING

4 1/3/93 vs. Houston  
1/31/93 vs. Dallas

## KICKING

### MOST FIELD GOALS MADE

5 1/17/93 at Miami

### MOST FIELD GOALS ALLOWED

4 12/28/63 vs. Boston  
1/6/96 at Pittsburgh (AD)  
12/28/96 vs. Jacksonville

## TOTAL YARDS

### MOST YARDS GAINED

536 12/30/95 vs. Miami

### FEWEST YARDS GAINED

181 1/8/89 at Cincinnati

### MOST YARDS ALLOWED

502 12/30/95 vs. Miami

### FEWEST YARDS ALLOWED

194 1/8/00 at Tennessee

## FIRST DOWNS

### MOST, TOTAL

30 1/20/91 vs. L.A. Raiders  
1/23/94 vs. Kansas City

### MOST ALLOWED, TOTAL

30 1/22/23 vs. Cincinnati

### FEWEST, TOTAL

9 1/1/67 vs. Kansas City

### FEWEST ALLOWED, TOTAL

12 12/26/65 at San Diego

### MOST BY RUSHING

18 12/30/95 vs. Miami

### MOST ALLOWED BY RUSHING

18 12/22/74 at Pittsburgh

### MOST BY PASSING

20 1/6/90 at Cleveland

### MOST ALLOWED BY PASSING

20 12/30/95 vs. Miami

### MOST BY PENALTY

4 1/7/18 at Jacksonville  
1/5/92 vs. Kansas City  
1/31/93 vs. Dallas  
1/15/94 vs. L.A. Raiders  
1/23/94 vs. Kansas City

### MOST ALLOWED BY PENALTY

5 1/2/99 at Miami

## RUSHING

### MOST ATTEMPTS

52 12/30/95 vs. Miami

### MOST ATTEMPTS ALLOWED

51 12/22/74 at Pittsburgh

### MOST YARDS GAINED

341 12/30/95 vs. Miami

### FEWEST YARDS GAINED

7 12/28/63 vs. Boston

### MOST YARDS ALLOWED

235 12/22/74 at Pittsburgh

### FEWEST YARDS ALLOWED

33 1/17/93 at Miami



# SINGLE-GAME TEAM PLAYOFF RECORDS

## PASSING

### MOST ATTEMPTS

59 1/26/92 vs. Washington

### FEWEST ATTEMPTS

20 12/26/64 vs. San Diego  
12/26/65 at San Diego

### MOST ATTEMPTS ALLOWED

66 12/30/95 vs. Miami

### FEWEST ATTEMPTS ALLOWED

20 1/8/89 at Cincinnati  
1/15/94 vs. L.A. Raiders

### MOST COMPLETIONS

38 at Miami 10/9/83  
at Denver 12/7/14

### FEWEST COMPLETIONS

9 12/26/65 at San Diego

### MOST COMPLETIONS ALLOWED

36 1/3/93 vs. Houston

### FEWEST COMPLETIONS ALLOWED

11 1/8/89 at Cincinnati

### MOST YARDS GAINED

404 1/6/90 at Cleveland

### FEWEST YARDS GAINED

97 1/8/00 at Tennessee

### MOST YARDS ALLOWED

432 12/30/95 vs. Miami

### FEWEST YARDS ALLOWED

55 1/8/00 at Tennessee

## PENALTIES

### MOST PENALTIES

10 1/8/00 at Tennessee

### FEWEST PENALTIES

1 1/30/94 vs. Dallas

### MOST PENALTIES BY OPPONENT

10 1/5/92 vs. Kansas City

### FEWEST PENALTIES BY OPPONENT

2 12/22/74 at Pittsburgh  
1/20/91 vs. L.A. Raiders  
1/9/93 at Pittsburgh  
1/8/00 at Tennessee

### MOST YARDS PENALIZED

100 12/28/63 vs. Boston

### FEWEST YARDS PENALIZED

0 1/23/94 vs. Kansas City  
1/30/94 vs. Dallas

### MOST YARDS PENALIZED, OPPONENT

82 1/26/92 vs. Washington

### FEWEST YARDS PENALIZED, OPPONENT

10 12/22/74 at Pittsburgh

## FUMBLES

### MOST LOST

5 1/31/93 vs. Dallas

### MOST RECOVERED

3 1/17/93 at Miami

## INTERCEPTIONS

### MOST THROWN

4 12/28/63 vs. Boston  
12/27/81 at N.Y. Jets  
1/26/92 vs. Washington  
1/31/93 vs. Dallas

### MOST INTERCEPTED

6 1/20/91 vs. L.A. Raiders

## TOTAL TURNOVERS

### MOST COMMITTED

9 1/31/93 vs. Dallas  
(5 fumbles, 4 interceptions)

### MOST FORCED BY DEFENSE

7 1/20/91 vs. L.A. Raiders  
(1 fumble, 6 interceptions)

## SACKS

### MOST SACKS MADE

9 1/1/67 vs. Kansas City

### MOST SACKS ALLOWED

6 1/8/00 at Tennessee

## RETURNS

### MOST PUNT RETURNS

5 1/7/18 at Jacksonville  
1/1/67 vs. Kansas City  
1/23/94 vs. Kansas City  
12/28/96 vs. Jacksonville

### MOST PUNT RETURN YARDS

87 12/26/65 at San Diego

### MOST KICK RETURNS

8 1/6/96 at Pittsburgh

### MOST KICK RETURN YARDS

172 12/28/96 vs. Jacksonville



# ALL-TIME SERIES

## BILLS-49ERS (7-6)

REGULAR SEASON: 7-6

PLAYOFFS (BOLDED): 0-0

HOME: 3-3

ROAD: 4-3

Date	Result	Site	Score	Date	Result	Site	Score	Date	Result	Site	Score
09/24/1972	W	BUF	27-20	12/03/1995	L	SF	17-27	10/07/2012	L	SF	3-45
12/21/1980	W	SF	18-13	10/04/1998	W	BUF	26-21	10/16/2016	W	BUF	45-16
12/11/1983	L	BUF	10-23	12/02/2001	L	SF	0-35	12/07/2020	W	ARIZONA	34-24
12/17/1989	L	SF	10-21	12/26/2004	W	SF	41-7				
09/13/1992	W	SF	34-31	11/30/2008	L	BUF	3-10				

## BILLS-BEARS (6-8)

REGULAR SEASON: 6-8

PLAYOFFS (BOLDED): 0-0

HOME: 4-3

ROAD: 2-5

Date	Result	Site	Score	Date	Result	Site	Score	Date	Result	Site	Score
11/22/1970	L	CHI	13-31	10/2/1994	L	CHI	13-20	11/7/2010	L	TORONTO	19-22
10/27/1974	W	BUF	16-6	12/7/1997	L	CHI	3-20	9/7/2014	W	CHI	23-20
10/7/1979	L	BUF	0-7	11/12/2000	W	BUF	20-3	11/4/2018	L	BUF	9-41
10/2/1988	L	CHI	3-24	9/29/2002	W	BUF	33-27	12/24/2022	W	CHI	35-13
9/29/1991	W	BUF	35-20	10/8/2006	L	CHI	7-40				

## BILLS-BENGALS (17-16)

REGULAR SEASON: 17-13

PLAYOFFS (BOLDED): 0-3

HOME: 10-6

ROAD: 7-10

Date	Result	Site	Score	Date	Result	Site	Score	Date	Result	Site	Score
9/22/1968	L	CIN	23-34	12/16/1984	L	CIN	21-52	12/19/2004	W	CIN	33-17
12/31/1969	W	BUF	16-13	11/3/1985	L	BUF	17-23	12/24/2005	W	CIN	37-27
11/8/1970	L	BUF	14-43	9/14/1986	L	CIN	33-36	11/4/2007	W	BUF	33-21
11/11/1973	L	BUF	13-16	11/27/1988	L	CIN	21-35	11/21/2010	W	CIN	49-31
11/17/1975	L	CIN	24-33	<b>1/8/1989</b>	L	<b>CIN</b>	<b>10-21</b>	10/2/2011	L	CIN	20-23
10/22/1978	W	BUF	5-0	11/26/1989	W	BUF	24-7	10/13/2013	L	BUF	24-27
9/9/1979	W	BUF	51-24	10/21/1991	W	BUF	35-16	10/18/2015	L	BUF	21-34
11/16/1980	W	CIN	14-0	11/17/1996	W	BUF	31-17	11/20/2016	W	CIN	16-12
9/27/1981	L	CIN	24-27	12/6/1998	W	CIN	33-20	10/8/2017	L	CIN	16-20
<b>1/3/1982</b>	L	<b>CIN</b>	<b>21-28</b>	12/29/2002	W	BUF	27-9	9/22/2019	W	BUF	21-17
9/11/1983	W	CIN	10-6	10/5/2003	W	BUF	22-16	<b>01/22/2023</b>	L	<b>BUF</b>	<b>10-27</b>

## BILLS-BRONCOS (23-16-1)

REGULAR SEASON: 22-16-1

PLAYOFFS (BOLDED): 1-0

HOME: 15-11

ROAD: 8-5-1

Date	Result	Site	Score	Date	Result	Site	Score	Date	Result	Site	Score
9/18/1960	L	BUF	21-27	11/19/1967	L	BUF	20-21	9/26/1994	W	BUF	27-20
11/27/1960	T	DEN	38-38	11/24/1968	L	DEN	32-34	9/3/1995	L	DEN	7-22
9/10/1961	L	BUF	10-22	12/31/1969	W	BUF	41-28	10/26/1997	L	BUF	20-23
11/19/1961	W	DEN	23-10	9/20/1970	L	BUF	10-25	9/22/2002	L	DEN	23-28
9/15/1962	L	BUF	20-23	10/5/1975	W	BUF	38-14	12/17/2005	L	BUF	17-28
10/28/1962	W	DEN	45-38	9/25/1977	L	DEN	6-26	9/9/2007	L	BUF	14-15
11/3/1963	W	DEN	30-28	12/2/1979	L	BUF	16-19	12/21/2008	W	DEN	30-23
11/9/1963	W	BUF	27-17	10/25/1981	W	BUF	9-7	12/24/2011	W	BUF	40-14
9/20/1964	W	BUF	30-13	10/21/1984	L	BUF	7-37	12/7/2014	L	BUF	17-24
12/13/1964	W	DEN	30-19	11/8/1987	W	BUF	21-14	9/24/2017	W	DEN	26-16
9/19/1965	W	DEN	30-15	9/18/1989	L	BUF	14-28	11/24/2019	W	BUF	20-3
10/24/1965	W	BUF	31-13	9/30/1990	W	BUF	29-28	12/20/2020	W	DEN	48-19
12/18/1966	W	BUF	38-21	<b>1/12/1992</b>	<b>W</b>	<b>BUF</b>	<b>10-7</b>				
10/8/1967	W	DEN	17-16	12/12/1992	W	BUF	27-17				





# ALL-TIME SERIES

## BILLS-BROWNS (10-13)

REGULAR SEASON: 10-12

PLAYOFFS (BOLDED): 0-1

HOME: 6-5

ROAD: 4-8

Date	Result	Site	Score	Date	Result	Site	Score	Date	Result	Site	Score
11/26/1972	L	CLE	10-27	11/15/1987	L	CLE	21-27	12/12/2010	W	BUF	13-6
11/24/1974	W	CLE	15-10	<b>1/6/1990</b>	L	<b>CLE</b>	<b>30-34</b>	9/23/2012	W	CLE	24-14
10/23/1977	L	BUF	16-27	11/4/1990	W	CLE	42-0	10/3/2013	L	CLE	24-37
10/29/1978	L	CLE	20-41	10/2/1995	W	CLE	22-19	11/30/2014	W	BUF	26-10
11/1/1981	W	BUF	22-13	12/12/2004	W	BUF	37-7	12/18/2016	W	BUF	33-13
11/4/1984	L	BUF	10-13	12/16/2007	L	CLE	0-8	11/10/2019	L	CLE	16-19
11/17/1985	L	CLE	7-17	11/17/2008	L	BUF	27-29	11/20/2022	W	DET	31-23
12/7/1986	L	BUF	17-21	10/11/2009	L	BUF	3-6				

## BILLS-BUCCANEERS (4-8)

REGULAR SEASON: 4-8

PLAYOFFS (BOLDED): 0-0

HOME: 2-0

ROAD: 2-8

Date	Result	Site	Score	Date	Result	Site	Score	Date	Result	Site	Score
09/26/1976	W	TB	14-9	12/04/1988	L	TB	5-10	09/20/2009	W	BUF	33-20
11/19/1978	L	TB	10-31	09/22/1991	W	TB	17-10	12/08/2013	L	TB	6-27
12/19/1982	L	TB	23-24	11/26/2000	L	TB	17-31	10/22/2017	W	BUF	30-27
11/02/1986	L	TB	28-34	09/18/2005	L	TB	3-19	12/12/2021	L	TB	27-31

## BILLS-CARDINALS (7-5)

REGULAR SEASON: 7-5

PLAYOFFS (BOLDED): 0-0

HOME: 4-1

ROAD: 3-4

Date	Result	Site	Score	Date	Result	Site	Score	Date	Result	Site	Score
10/31/1971	L	BUF	23-28	09/21/1986	W	BUF	17-10	10/05/2008	L	ARZ	17-41
11/27/1975	W	STL	32-14	11/11/1990	W	BUF	45-14	10/14/2012	W	ARZ	19-16
11/15/1981	L	STL	0-24	12/19/1999	W	ARZ	31-21	09/25/2016	W	BUF	33-18
09/09/1984	L	STL	7-37	10/31/2004	W	BUF	38-14	11/15/2020	L	ARZ	30-32

## BILLS-CHARGERS (13-25-2)

REGULAR SEASON: 11-24-2

PLAYOFFS (BOLDED): 2-1

HOME: 7-11-1

ROAD: 6-14-1

Date	Result	Site	Score	Date	Result	Site	Score	Date	Result	Site	Score
10/02/1960	L	BUF	10-24	09/04/1966	L	SD	7-27	09/06/1998	L	SD	14-16
11/20/1960	W	LA	32-3	10/16/1966	T	BUF	17-17	10/15/2000	W	BUF	27-24
09/30/1961	L	BUF	11-19	10/01/1967	L	BUF	17-37	10/28/2001	L	SD	24-27
12/10/1961	L	SD	10-28	11/17/1968	L	BUF	6-21	12/15/2002	W	BUF	20-13
10/13/1962	W	BUF	35-10	12/31/1969	L	SD	6-45	11/20/2005	L	SD	10-48
11/11/1962	W	SD	40-20	10/23/1971	L	SD	3-20	12/03/2006	L	BUF	21-24
09/08/1963	L	SD	10-14	09/23/1973	L	SD	7-34	10/19/2008	W	BUF	23-14
11/17/1963	L	BUF	13-23	11/21/1976	L	BUF	13-34	12/11/2011	L	SD	10-37
09/26/1964	W	BUF	30-3	09/16/1979	L	SD	19-27	09/21/2014	L	BUF	10-22
11/26/1964	W	SD	27-24	10/05/1980	W	SD	26-24	11/19/2017	L	LA	24-54
<b>12/26/1964</b>	<b>W</b>	<b>BUF</b>	<b>20-7</b>	<b>01/03/1981</b>	L	<b>SD</b>	<b>14-20</b>	09/16/2018	L	BUF	20-31
10/10/1965	L	BUF	3-34	12/06/1981	W	SD	28-27	11/29/2020	W	BUF	27-17
11/25/1965	T	SD	20-20	09/08/1985	L	BUF	9-14				
<b>12/26/1965</b>	<b>W</b>	<b>SD</b>	<b>23-0</b>	12/01/1985	L	SD	7-40				



# ALL-TIME SERIES

## BILLS-CHIEFS (28-24-1)

REGULAR SEASON: 26-21-1

PLAYOFFS (BOLDED): 2-3

HOME: 14-9-1

ROAD: 14-15

Date	Result	Site	Score	Date	Result	Site	Score	Date	Result	Site	Score
11/06/1960	L	BUF	28-45	12/31/1969	L	BUF	7-29	11/17/2002	L	KC	16-17
12/18/1960	L	DAL	7-24	12/19/1971	L	KC	9-22	10/26/2003	L	KC	5-38
10/15/1961	W	BUF	27-24	10/29/1973	W	BUF	23-14	11/13/2005	W	BUF	14-3
11/12/1961	W	DAL	30-20	10/03/1976	W	BUF	50-17	11/23/2008	W	KC	54-31
09/30/1962	L	DAL	21-41	10/01/1978	W	BUF	28-13	12/13/2009	W	KC	16-10
12/02/1962	W	BUF	23-14	12/03/1978	L	KC	10-14	10/31/2010	L	KC	10-13
09/22/1963	T	BUF	27-27	09/12/1982	W	BUF	14-9	09/11/2011	W	KC	41-7
10/13/1963	W	KC	35-26	12/04/1983	W	KC	14-9	09/16/2012	W	BUF	35-17
09/13/1964	W	BUF	34-17	09/28/1986	L	BUF	17-20	11/03/2013	L	BUF	13-23
10/18/1964	W	KC	35-22	11/30/1986	W	KC	17-14	11/09/2014	L	BUF	13-17
10/17/1965	W	KC	23-7	10/07/1991	L	KC	6-33	11/29/2015	L	KC	22-30
12/12/1965	W	BUF	34-25	<b>01/05/1992</b>	<b>W</b>	<b>BUF</b>	<b>37-14</b>	11/26/2017	W	KC	16-10
09/11/1966	L	BUF	20-42	11/28/1993	L	KC	7-23	10/19/2020	L	BUF	17-26
10/02/1966	W	KC	29-14	<b>01/23/1994</b>	<b>W</b>	<b>BUF</b>	<b>30-13</b>	<b>01/24/2021</b>	<b>L</b>	<b>KC</b>	<b>24-38</b>
<b>01/01/1967</b>	<b>L</b>	<b>BUF</b>	<b>7-31</b>	10/30/1994	W	BUF	44-10	10/10/2021	W	KC	38-20
12/03/1967	L	KC	13-23	12/22/1996	W	BUF	20-9	<b>01/23/2022</b>	<b>L</b>	<b>KC</b>	<b>36-42</b>
10/05/1968	L	BUF	7-18	09/14/1997	L	KC	16-22	10/16/2022	W	KC	24-20
12/31/1969	L	KC	19-22	11/19/2000	W	KC	21-17				

## BILLS-COLTS (38-33-1)

REGULAR SEASON: 37-33-1

PLAYOFFS (BOLDED): 1-0

HOME: 23-14

ROAD: 14-19-1

Date	Result	Site	Score	Date	Result	Site	Score	Date	Result	Site	Score
11/15/1970	T	BAL	17-17	09/18/1983	W	BUF	28-23	09/17/1995	W	BUF	20-14
12/13/1970	L	BUF	14-20	10/16/1983	W	BAL	30-7	11/05/1995	W	IND	16-10
10/10/1971	L	BUF	0-43	09/30/1984	L	IND	17-31	10/06/1996	W	BUF	16-13
12/05/1971	L	BAL	0-24	12/02/1984	W	BUF	21-15	12/01/1996	L	IND	10-13
10/01/1972	L	BUF	0-17	10/06/1985	L	IND	17-49	09/21/1997	W	BUF	37-35
12/03/1972	L	BAL	7-35	10/20/1985	W	BUF	21-9	10/20/1997	W	IND	9-6
10/14/1973	W	BUF	31-13	10/19/1986	W	BUF	24-13	10/11/1998	W	IND	31-24
11/25/1973	W	BAL	24-17	12/14/1986	L	IND	14-24	11/22/1998	W	BUF	34-11
10/13/1974	W	BAL	27-14	10/04/1987	L	BUF	6-47	09/12/1999	L	IND	14-31
12/01/1974	W	BUF	6-0	12/13/1987	W	IND	27-3	01/02/2000	W	BUF	31-6
10/12/1975	W	BAL	38-31	10/09/1988	W	BUF	34-23	10/01/2000	L	BUF	16-18
11/09/1975	L	BUF	35-42	12/18/1988	L	IND	14-17	12/11/2000	L	IND	20-44
10/17/1976	L	BUF	13-31	10/08/1989	L	IND	14-37	09/23/2001	L	IND	26-42
12/12/1976	L	BAL	20-58	11/12/1989	W	BUF	30-7	11/04/2001	L	BUF	14-30
10/02/1977	L	BAL	14-17	09/09/1990	W	BUF	26-10	11/23/2003	L	BUF	14-17
11/13/1977	L	BUF	13-31	12/09/1990	W	IND	31-7	11/12/2006	L	IND	16-17
09/24/1978	W	BUF	24-17	10/13/1991	W	BUF	42-6	01/03/2010	W	BUF	30-7
12/17/1978	W	BAL	21-14	12/15/1991	W	IND	35-7	11/25/2012	L	IND	13-20
09/30/1979	W	BAL	31-13	09/20/1992	W	BUF	38-0	09/13/2015	W	BUF	27-14
10/21/1979	L	BUF	13-14	11/29/1992	L	IND	13-16	12/10/2017	W	BUF	13-7
10/12/1980	L	BUF	12-17	11/21/1993	W	BUF	23-9	10/21/2018	L	IND	5-37
11/30/1980	L	BAL	24-28	01/02/1994	W	IND	30-10	<b>01/09/2021</b>	<b>W</b>	<b>BUF</b>	<b>27-24</b>
09/13/1981	W	BAL	35-3	10/16/1994	L	BUF	17-27	11/21/2021	L	BUF	15-41
11/28/1982	W	BUF	20-0	12/24/1994	L	IND	9-10				

## BILLS-COMMANDERS (10-6)

REGULAR SEASON: 10-5

PLAYOFFS (BOLDED): 0-1

HOME: 7-2

ROAD: 3-3

Date	Result	Site	Score	Date	Result	Site	Score	Date	Result	Site	Score
12/17/1972	W	WAS	24-17	11/01/1993	W	BUF	24-10	11/03/2019	W	BUF	24-9
12/04/1977	L	BUF	0-10	11/03/1996	W	BUF	38-13	09/26/2021	W	BUF	43-21
11/29/1981	W	BUF	21-14	11/07/1999	W	WAS	34-17				
11/25/1984	L	WAS	14-41	10/19/2003	W	BUF	24-7				
11/01/1987	L	BUF	7-27	12/02/2007	W	WAS	17-16				
12/30/1990	L	WAS	14-29	10/30/2011	W	TORONTO	23-0				
<b>01/26/1992</b>	<b>L</b>	<b>BUF</b>	<b>24-37</b>	12/20/2015	L	WAS	25-35				



# ALL-TIME SERIES

## BILLS-COWBOYS (5-8)

REGULAR SEASON: 5-6

PLAYOFFS (BOLDED): 0-2

HOME: 3-2

ROAD: 2-4

Date	Result	Site	Score	Date	Result	Site	Score	Date	Result	Site	Score
09/19/1971	L	BUF	37-49	09/12/1993	W	DAL	13-10	11/13/2011	L	DAL	7-44
11/15/1976	L	DAL	10-17	<b>01/30/1994</b>	L	<b>ATL</b>	<b>13-30</b>	12/27/2015	W	BUF	16-6
11/09/1981	L	DAL	14-27	09/22/1996	W	BUF	10-7	11/28/2019	W	DAL	25-16
11/18/1984	W	BUF	14-3	11/09/2003	L	DAL	6-10				
<b>01/31/1993</b>	L	<b>LA</b>	<b>17-52</b>	10/08/2007	L	BUF	24-25				

## BILLS-DOLPHINS (56-62-1)

REGULAR SEASON: 52-61-1

PLAYOFFS (BOLDED): 4-1

HOME: 34-26

ROAD: 22-36-1

Date	Result	Site	Score	Date	Result	Site	Score	Date	Result	Site	Score
9/18/1966	W	BUF	58-24	10/12/1986	L	MIA	14-27	10/17/2004	W	BUF	20-13
11/6/1966	W	MIA	29-0	11/16/1986	L	BUF	24-34	12/5/2004	W	MIA	42-32
11/5/1967	W	BUF	35-13	10/25/1987	W	MIA	34-31	10/9/2005	W	BUF	20-14
11/26/1967	L	MIA	14-17	11/29/1987	W	BUF	27-0	12/4/2005	L	MIA	23-24
10/12/1968	T	MIA	14-14	9/11/1988	W	BUF	9-6	09/17/2006	W	MIA	16-6
11/10/1968	L	BUF	17-21	11/14/1988	W	MIA	31-6	12/17/2006	W	BUF	21-0
12/31/1969	L	MIA	6-24	9/10/1989	W	MIA	27-24	11/11/2007	W	MIA	13-10
12/31/1969	W	BUF	28-3	10/29/1989	W	BUF	31-17	12/9/2007	W	BUF	38-17
10/18/1970	L	BUF	14-33	9/16/1990	L	MIA	7-30	10/26/2008	L	MIA	16-25
12/20/1970	L	MIA	7-45	12/23/1990	W	BUF	24-14	12/7/2008	L	TORONTO	3-16
9/26/1971	L	BUF	14-29	<b>1/12/1991</b>	<b>W</b>	<b>BUF</b>	<b>44-34</b>	10/4/2009	L	MIA	10-38
11/7/1971	L	MIA	0-34	9/1/1991	W	BUF	35-31	11/29/2009	W	BUF	31-14
10/22/1972	L	MIA	23-24	11/18/1991	W	MIA	41-27	09/12/2010	L	BUF	10-15
11/5/1972	L	BUF	16-30	10/4/1992	L	BUF	10-37	12/19/2010	W	MIA	17-14
10/21/1973	L	MIA	6-27	11/16/1992	W	MIA	26-20	11/20/2011	L	MIA	8-35
11/18/1973	L	BUF	0-17	<b>1/17/1993</b>	<b>W</b>	<b>MIA</b>	<b>29-10</b>	12/18/2011	L	BUF	23-30
9/22/1974	L	BUF	16-24	9/26/1993	L	BUF	13-22	11/15/2012	W	BUF	19-14
11/17/1974	L	MIA	28-35	12/19/1993	W	MIA	47-34	12/23/2012	L	MIA	10-24
10/26/1975	L	BUF	30-35	10/9/1994	W	BUF	21-11	10/20/2013	W	MIA	23-21
12/7/1975	L	MIA	21-31	12/4/1994	W	MIA	42-31	12/22/2013	W	BUF	19-0
9/13/1976	L	BUF	21-30	<b>12/30/1995</b>	<b>W</b>	<b>BUF</b>	<b>37-22</b>	09/14/2014	W	BUF	29-10
12/5/1976	L	MIA	27-45	10/29/1995	L	MIA	6-23	11/13/2014	L	MIA	9-22
9/18/1977	L	BUF	0-13	12/17/1995	W	BUF	23-20	09/27/2015	W	MIA	41-14
12/17/1977	L	MIA	14-31	10/13/1996	L	BUF	7-21	11/8/2015	W	BUF	33-17
9/17/1978	L	MIA	24-31	12/16/1996	L	MIA	14-16	10/23/2016	L	MIA	25-28
11/12/1978	L	BUF	24-25	11/2/1997	W	BUF	9-6	12/24/2016	L	BUF	31-34
9/2/1979	L	BUF	7-9	11/17/1997	L	MIA	13-30	12/17/2017	W	BUF	24-16
10/14/1979	L	MIA	7-17	9/13/1998	L	MIA	7-13	12/31/2017	W	MIA	22-16
9/7/1980	W	BUF	17-7	11/1/1998	W	BUF	30-24	12/2/2018	L	MIA	17-21
10/19/1980	L	MIA	14-17	<b>1/2/1999</b>	<b>L</b>	<b>MIA</b>	<b>17-24</b>	12/30/2018	W	BUF	42-17
10/12/1981	W	BUF	31-21	10/4/1999	W	MIA	23-18	10/20/2019	W	BUF	31-21
12/19/1981	L	MIA	6-16	11/14/1999	W	BUF	23-3	11/17/2019	W	MIA	37-20
11/21/1982	L	BUF	7-9	10/8/2000	L	MIA	13-22	09/20/2020	W	MIA	31-28
12/27/1982	L	MIA	10-27	12/3/2000	L	BUF	6-33	01/3/2021	W	BUF	56-26
9/4/1983	L	BUF	0-12	11/25/2001	L	BUF	27-34	09/19/2021	W	MIA	35-0
10/9/1983	W	MIA	38-35	1/6/2002	L	MIA	7-34	10/31/2021	W	BUF	26-11
9/17/1984	L	BUF	17-21	10/20/2002	W	MIA	23-10	09/25/2022	L	MIA	19-21
10/28/1984	L	MIA	17-21	12/1/2002	W	BUF	38-21	12/17/2022	W	BUF	32-29
11/24/1985	L	BUF	14-23	09/21/2003	L	MIA	7-17	<b>01/15/2023</b>	<b>W</b>	<b>BUF</b>	<b>34-31</b>
12/22/1985	L	MIA	0-28	12/21/2003	L	BUF	3-20				



# ALL-TIME SERIES

## BILLS-EAGLES (6-8)

REGULAR SEASON: 6-8

PLAYOFFS (BOLDED): 0-0

HOME: 4-4

ROAD: 2-4

Date	Result	Site	Score	Date	Result	Site	Score	Date	Result	Site	Score
10/07/1973	W	BUF	27-26	12/02/1990	W	BUF	30-23	12/30/2007	L	PHI	9-17
09/17/1981	L	BUF	14-20	12/12/1993	W	PHI	10-7	10/09/2011	W	BUF	31-24
10/07/1984	L	BUF	17-27	11/10/1996	W	PHI	24-17	12/13/2015	L	PHI	20-23
10/27/1985	L	PHI	17-21	09/26/1999	W	BUF	26-0	10/27/2019	L	BUF	13-31
12/27/1987	L	PHI	7-17	09/28/2003	L	BUF	13-23				

## BILLS-FALCONS (6-7)

REGULAR SEASON: 6-7

PLAYOFFS (BOLDED): 0-0

HOME: 4-3

ROAD: 2-4

Date	Result	Site	Score	Date	Result	Site	Score	Date	Result	Site	Score
12/02/1973	W	ATL	17-6	11/22/1992	W	BUF	41-14	12/01/2013	L	TORONTO	31-34
10/16/1977	W	BUF	3-0	11/12/1995	W	BUF	23-17	10/01/2017	W	ATL	23-17
11/02/1980	L	BUF	14-30	12/23/2001	L	ATL	30-33	01/02/2022	W	BUF	29-15
12/18/1983	L	ATL	14-31	09/25/2005	L	BUF	16-24				
11/05/1989	L	ATL	28-30	12/27/2009	L	ATL	3-31				

## BILLS-GIANTS (7-7)

REGULAR SEASON: 7-7

PLAYOFFS (BOLDED): 0-1

HOME: 3-4

ROAD: 4-2

Date	Result	Site	Score	Date	Result	Site	Score	Date	Result	Site	Score
12/06/1970	L	NY	6-20	<b>01/27/1991</b>	L	TB	<b>19-20</b>	12/23/2007	L	BUF	21-38
10/20/1975	L	BUF	14-17	10/03/1993	W	BUF	17-14	10/16/2011	L	NY	24-27
11/26/1978	W	BUF	41-17	09/01/1996	W	NY	23-20	10/04/2015	L	BUF	10-24
10/18/1987	W	BUF	6-3	12/12/1999	L	BUF	17-19	09/15/2019	W	NY	28-14
12/15/1990	W	NY	17-13	11/30/2003	W	NY	24-7				

## BILLS-JAGUARS (9-9)

REGULAR SEASON: 9-7

PLAYOFFS (BOLDED): 0-2

HOME: 5-4

ROAD: 4-5

Date	Result	Site	Score	Date	Result	Site	Score	Date	Result	Site	Score
<b>12/28/1996</b>	L	BUF	<b>27-30</b>	11/26/2006	W	BUF	27-24	12/15/2013	W	JAX	27-20
12/14/1997	L	BUF	14-20	11/25/2007	L	JAX	14-36	10/25/2015	L	LONDON	31-34
10/18/1998	W	BUF	17-16	09/14/2008	W	JAX	20-16	11/27/2016	W	BUF	28-21
10/18/2001	W	JAX	13-10	11/22/2009	L	JAX	15-18	<b>01/07/2018</b>	L	<b>JAX</b>	<b>3-10</b>
09/14/2003	W	JAX	38-17	10/10/2010	L	BUF	26-36	11/25/2018	W	BUF	24-21
09/12/2004	L	BUF	10-13	12/02/2012	W	BUF	34-18	11/07/2021	L	JAX	6-9





# ALL-TIME SERIES

## BILLS-JETS (68-57)

REGULAR SEASON: 67-57

PLAYOFFS (BOLDED): 1-0

HOME: 36-26

ROAD: 32-31

Date	Result	Site	Score	Date	Result	Site	Score	Date	Result	Site	Score
09/11/1960	L	NY	3-27	09/06/1981	W	BUF	31-0	11/24/2002	L	NY	13-31
10/16/1960	L	BUF	13-17	10/18/1981	L	NY	14-33	10/12/2003	L	NY	3-30
09/17/1961	W	BUF	41-31	<b>12/27/1981</b>	<b>W</b>	<b>NY</b>	<b>31-27</b>	12/07/2003	W	BUF	17-6
11/23/1961	L	NY	14-21	10/03/1983	L	BUF	10-34	10/10/2004	L	NY	14-16
09/22/1962	L	BUF	6-17	11/13/1983	W	NY	24-17	11/07/2004	W	BUF	22-17
12/08/1962	W	NY	20-3	09/23/1984	L	BUF	26-28	10/16/2005	W	BUF	27-17
12/08/1963	W	BUF	45-14	12/08/1984	L	NY	17-21	01/01/2006	L	NY	26-30
12/14/1963	W	NY	19-10	09/15/1985	L	NY	3-42	09/24/2006	L	BUF	20-28
10/24/1964	W	BUF	34-24	12/08/1985	L	BUF	7-27	12/10/2006	W	NY	31-13
11/08/1964	W	NY	20-7	09/07/1986	L	BUF	24-28	09/30/2007	W	BUF	17-14
09/26/1965	W	BUF	33-21	10/05/1986	L	NY	13-14	10/28/2007	W	NY	13-3
12/19/1965	L	NY	12-14	09/13/1987	L	BUF	28-31	11/02/2008	L	BUF	17-26
10/30/1966	W	NY	33-23	11/22/1987	W	NY	17-14	12/14/2008	L	NY	27-31
11/13/1966	W	BUF	14-3	10/17/1988	W	NY	37-14	10/18/2009	W	NY	16-13
09/10/1967	W	BUF	20-17	11/20/1988	W	BUF	9-6	12/03/2009	L	TORONTO	13-19
11/12/1967	L	NY	10-20	10/22/1989	W	BUF	34-3	10/03/2010	L	BUF	14-38
09/29/1968	W	BUF	37-35	12/23/1989	W	NY	37-0	01/02/2011	L	NY	7-38
11/03/1968	L	NY	21-25	09/24/1990	W	NY	30-7	11/06/2011	L	BUF	11-27
12/31/1969	L	BUF	19-33	10/21/1990	W	BUF	30-27	11/27/2011	L	NY	24-28
12/31/1969	L	NY	6-16	09/15/1991	W	NY	23-20	09/09/2012	L	NY	28-48
10/04/1970	W	BUF	34-31	12/01/1991	W	BUF	24-13	12/30/2012	W	BUF	28-9
10/25/1970	W	NY	10-6	10/26/1992	W	NY	24-20	09/22/2013	L	NY	20-27
10/17/1971	L	NY	17-28	12/06/1992	L	BUF	17-24	11/17/2013	W	BUF	37-14
11/21/1971	L	BUF	7-20	10/24/1993	W	NY	19-10	10/26/2014	W	NY	43-23
09/17/1972	L	BUF	24-41	12/26/1993	W	BUF	16-14	11/24/2014	W	DETROIT	38-3
11/12/1972	L	NY	3-41	09/04/1994	L	BUF	3-23	11/12/2015	W	NY	22-17
09/30/1973	W	BUF	9-7	11/06/1994	L	NY	17-22	01/03/2016	W	BUF	22-17
12/16/1973	W	NY	34-14	10/08/1995	W	BUF	29-10	09/15/2016	L	BUF	31-37
09/29/1974	W	BUF	16-12	11/19/1995	W	NY	28-26	01/01/2017	L	NY	10-30
12/08/1974	L	NY	10-20	10/20/1996	W	NY	25-22	09/10/2017	W	BUF	21-12
09/21/1975	W	BUF	42-14	11/24/1996	W	BUF	35-10	11/02/2017	L	NY	21-34
11/02/1975	W	NY	24-23	09/07/1997	W	NY	28-22	11/11/2018	W	NY	41-10
10/10/1976	L	NY	14-17	11/30/1997	W	BUF	20-10	12/9/2018	L	BUF	23-27
10/31/1976	L	BUF	14-19	11/08/1998	L	NY	12-34	09/08/2019	W	NY	17-16
10/09/1977	L	BUF	19-24	12/19/1998	L	BUF	10-17	12/29/2019	L	BUF	6-13
12/11/1977	W	NY	14-10	09/19/1999	W	BUF	17-3	09/13/2020	W	BUF	27-17
09/10/1978	L	BUF	20-21	11/21/1999	L	NY	7-17	10/25/2020	W	NY	18-10
10/08/1978	L	NY	14-45	09/17/2000	L	NY	14-27	11/14/2021	W	NY	45-17
09/23/1979	W	BUF	46-31	10/29/2000	W	BUF	23-20	01/09/2022	W	BUF	27-10
11/11/1979	W	NY	14-12	10/07/2001	L	BUF	36-42	11/06/2022	L	NY	17-20
09/14/1980	W	BUF	20-10	12/30/2001	W	NY	14-9	12/11/2022	W	BUF	20-12
11/09/1980	W	NY	31-24	09/08/2002	L	BUF	31-37				

## BILLS-LIONS (7-4-1)

REGULAR SEASON: 7-4-1

PLAYOFFS (BOLDED): 0-0

HOME: 4-1-1

ROAD: 3-3

Date	Result	Site	Score	Date	Result	Site	Score	Date	Result	Site	Score
12/10/1972	T	BUF	21-21	11/24/1994	L	DET	21-35	11/14/2010	W	BUF	14-12
11/25/1976	L	DET	14-27	10/05/1997	W	BUF	22-13	10/05/2014	W	DET	17-14
10/28/1979	W	DET	20-17	10/27/2002	W	BUF	24-17	12/16/2018	W	BUF	14-13
12/22/1991	L	BUF	14-17	10/15/2006	L	DET	17-20	11/24/2022	W	DET	28-25



# ALL-TIME SERIES

## BILLS-PACKERS (9-5)

REGULAR SEASON: 9-5

PLAYOFFS (BOLDED): 0-0

HOME: 7-0

ROAD: 2-5

Date	Result	Site	Score	Date	Result	Site	Score	Date	Result	Site	Score
10/06/1974	W	GB	27-7	11/20/1994	W	BUF	29-20	09/19/2010	L	GB	7-34
11/18/1979	W	BUF	19-12	12/20/1997	L	GB	21-31	12/14/2014	W	BUF	21-13
12/05/1982	L	MIL	21-33	09/10/2000	W	BUF	27-18	09/30/2018	L	GB	0-22
10/30/1988	W	BUF	28-0	12/22/2002	L	GB	0-10	10/30/2022	W	BUF	27-17
11/10/1991	W	MIL	34-24	11/05/2006	W	BUF	24-10				

## BILLS-PANTHERS (6-2)

REGULAR SEASON: 6-2

PLAYOFFS (BOLDED): 0-0

HOME: 4-1

ROAD: 2-1

Date	Result	Site	Score	Date	Result	Site	Score	Date	Result	Site	Score
09/10/1995	W	BUF	31-9	11/27/2005	L	BUF	9-13	09/17/2017	L	CAR	3-9
10/25/1998	W	CAR	30-14	10/25/2009	W	CAR	20-9	12/19/2021	W	BUF	31-14
12/09/2001	W	BUF	25-24	09/15/2013	W	BUF	24-23				



# ALL-TIME SERIES

## BILLS-PATRIOTS (49-77-1)

REGULAR SEASON: 48-76-1

PLAYOFFS (BOLDED): 1-1

HOME: 25-38-1

ROAD: 24-39

Date	Result	Site	Score	Date	Result	Site	Score	Date	Result	Site	Score
09/23/1960	W	BOS	13-0	11/22/1981	W	BUF	20-17	09/07/2003	W	BUF	31-0
12/04/1960	W	BUF	38-14	12/13/1981	W	NE	19-10	12/27/2003	L	NE	0-31
09/23/1961	L	BUF	21-23	01/02/1983	L	NE	19-30	10/03/2004	L	BUF	17-31
10/22/1961	L	BOS	21-52	10/23/1983	L	BUF	0-31	11/14/2004	L	NE	6-29
11/03/1962	T	BUF	28-28	11/06/1983	L	NE	7-21	10/30/2005	L	NE	16-21
11/23/1962	L	BOS	10-21	09/02/1984	L	BUF	17-21	12/11/2005	L	BUF	7-35
10/26/1963	W	BUF	28-21	11/11/1984	L	NE	10-38	09/10/2006	L	NE	17-19
12/01/1963	L	BOS	7-17	09/22/1985	L	BUF	14-17	10/22/2006	L	BUF	6-28
<b>12/28/1963</b>	L	<b>BOS</b>	<b>8-26</b>	10/13/1985	L	NE	3-14	09/23/2007	L	NE	7-38
11/15/1964	L	BUF	28-36	10/26/1986	L	BUF	3-23	11/18/2007	L	BUF	10-56
12/20/1964	W	BOS	24-14	11/23/1986	L	NE	19-22	11/09/2008	L	NE	10-20
09/11/1965	W	BUF	24-7	10/11/1987	L	NE	7-14	12/28/2008	L	BUF	0-13
11/07/1965	W	BOS	23-7	12/20/1987	L	BUF	7-13	09/14/2009	L	NE	24-25
10/08/1966	L	BUF	10-20	09/18/1988	W	NE	16-14	12/20/2009	L	BUF	10-17
12/04/1966	L	BOS	3-14	10/23/1988	W	BUF	23-20	09/26/2010	L	NE	30-38
09/24/1967	L	BUF	0-23	10/01/1989	W	BUF	31-10	12/26/2010	L	BUF	3-34
12/09/1967	W	BOS	44-16	11/19/1989	L	NE	24-33	09/25/2011	W	BUF	34-31
09/08/1968	L	BUF	7-16	10/28/1990	W	NE	27-10	01/01/2012	L	NE	21-49
10/20/1968	L	BOS	6-23	11/18/1990	W	BUF	14-0	09/30/2012	L	BUF	28-52
12/31/1969	L	BOS	21-35	11/03/1991	W	BUF	22-17	11/11/2012	L	NE	31-37
12/31/1969	W	BUF	23-16	11/24/1991	L	NE	13-16	09/08/2013	L	BUF	21-23
11/01/1970	W	BOS	45-10	09/27/1992	W	NE	41-7	12/29/2013	L	NE	20-34
11/29/1970	L	BUF	10-14	11/01/1992	W	BUF	16-7	10/12/2014	L	BUF	22-37
11/14/1971	L	NE	33-38	09/05/1993	W	BUF	38-14	12/28/2014	W	NE	17-9
11/28/1971	W	BUF	27-20	11/07/1993	W	NE	13-10	09/20/2015	L	BUF	32-40
10/08/1972	W	BUF	38-14	09/11/1994	W	NE	38-35	11/23/2015	L	NE	13-20
11/19/1972	W	NE	27-24	12/18/1994	L	BUF	17-41	10/02/2016	W	NE	16-0
09/16/1973	W	NE	31-13	10/23/1995	L	NE	14-27	10/30/2016	L	BUF	25-41
12/09/1973	W	BUF	37-13	11/26/1995	L	BUF	25-35	12/03/2017	L	BUF	3-23
10/20/1974	W	BUF	30-28	09/08/1996	W	BUF	17-10	12/24/2017	L	NE	16-37
11/03/1974	W	NE	29-28	10/27/1996	L	NE	25-28	10/29/2018	L	BUF	6-25
11/23/1975	W	BUF	45-31	10/12/1997	L	NE	6-33	12/23/2018	L	NE	12-24
12/14/1975	W	NE	34-14	11/09/1997	L	BUF	10-31	09/29/2019	L	BUF	10-16
10/24/1976	L	BUF	22-26	11/15/1998	W	BUF	13-10	12/21/2019	L	NE	17-24
11/07/1976	L	NE	10-20	11/29/1998	L	NE	21-25	11/1/2020	W	BUF	24-21
11/06/1977	W	NE	24-14	11/28/1999	W	BUF	17-7	12/28/2020	W	NE	38-9
11/20/1977	L	BUF	7-20	12/26/1999	W	NE	13-10	12/6/2021	L	BUF	10-14
11/05/1978	L	BUF	10-14	11/05/2000	W	NE	16-13	12/26/2021	W	NE	33-21
12/10/1978	L	NE	24-26	12/17/2000	L	BUF	10-13	<b>01/15/2022</b>	<b>W</b>	<b>BUF</b>	<b>47-17</b>
11/04/1979	L	BUF	6-26	11/11/2001	L	NE	11-21	12/01/2022	W	NE	24-10
11/25/1979	W	NE	16-13	12/16/2001	L	BUF	9-12	01/08/2023	W	BUF	35-23
10/26/1980	W	BUF	31-13	11/03/2002	L	BUF	7-38				
12/14/1980	L	NE	2-24	12/08/2002	L	NE	17-27				



# ALL-TIME SERIES

## BILLS-RAIDERS (21-21)

REGULAR SEASON: 19-21

PLAYOFFS (BOLDED): 2-0

HOME: 15-7

ROAD: 6-14

Date	Result	Site	Score	Date	Result	Site	Score	Date	Result	Site	Score
10/23/1960	W	BUF	38-9	12/24/1967	L	OAK	21-28	10/11/1992	L	LA	3-20
11/13/1960	L	OAK	7-20	09/15/1968	L	BUF	6-48	12/05/1993	L	BUF	24-25
11/05/1961	L	BUF	22-31	11/28/1968	L	OAK	10-13	<b>01/15/1994</b>	<b>W</b>	<b>BUF</b>	<b>29-23</b>
12/03/1961	W	OAK	26-21	12/31/1969	L	OAK	21-50	12/13/1998	W	BUF	44-21
10/20/1962	W	BUF	14-6	10/15/1972	L	OAK	16-28	10/17/1999	L	BUF	14-20
11/18/1962	W	OAK	10-6	09/16/1974	W	BUF	21-20	10/06/2002	L	BUF	31-49
09/15/1963	L	OAK	17-35	11/28/1977	L	OAK	13-34	09/19/2004	L	OAK	10-13
10/05/1963	W	BUF	12-0	09/28/1980	W	BUF	24-7	10/23/2005	L	OAK	17-38
10/03/1964	W	BUF	23-20	11/20/1983	L	BUF	24-27	09/21/2008	W	BUF	24-23
12/06/1964	L	OAK	13-16	12/06/1987	L	LA	21-34	09/18/2011	W	BUF	38-35
10/03/1965	W	BUF	17-12	12/11/1988	W	BUF	37-21	12/21/2014	L	OAK	24-26
11/14/1965	W	OAK	17-14	10/07/1990	W	BUF	38-24	12/04/2016	L	OAK	24-28
11/24/1966	W	OAK	31-10	<b>01/20/1991</b>	<b>W</b>	<b>BUF</b>	<b>51-3</b>	10/29/2017	W	BUF	34-14
10/15/1967	L	BUF	20-24	12/08/1991	W	LA	30-27	10/04/2020	W	LV	30-23

## BILLS-RAMS (9-5)

REGULAR SEASON: 9-5

PLAYOFFS (BOLDED): 0-0

HOME: 5-3

ROAD: 4-2

Date	Result	Site	Score	Date	Result	Site	Score	Date	Result	Site	Score
09/27/1970	L	BUF	0-19	09/06/1992	W	BUF	40-7	12/09/2012	L	BUF	12-15
12/15/1974	L	LA	14-19	12/10/1995	W	STL	45-27	10/09/2016	W	LA	30-19
12/07/1980	W	BUF	10-7	09/20/1998	L	BUF	33-34	09/27/2020	W	BUF	35-32
11/27/1983	L	LA	17-41	11/21/2004	W	BUF	37-17	09/08/2022	W	LA	31-10
10/16/1989	W	BUF	23-20	09/28/2008	W	STL	31-14				

## BILLS-RAVENS (5-6)

REGULAR SEASON: 4-6

PLAYOFFS (BOLDED): 1-0

HOME: 2-1

ROAD: 2-5

Date	Result	Site	Score	Date	Result	Site	Score	Date	Result	Site	Score
10/31/1999	W	BAL	13-10	10/24/2010	L	BAL	34-37	12/08/2019	L	BUF	17-24
10/24/2004	L	BAL	6-20	09/29/2013	W	BUF	23-20	<b>01/16/2021</b>	<b>W</b>	<b>BUF</b>	<b>17-3</b>
12/31/2006	L	BAL	7-19	09/11/2016	L	BAL	7-13	10/02/2022	W	BAL	23-20
10/21/2007	W	BUF	19-14	09/09/2018	L	BAL	3-47				

## BILLS-SAINTS (5-7)

REGULAR SEASON: 5-7

PLAYOFFS (BOLDED): 0-0

HOME: 3-3

ROAD: 2-4

Date	Result	Site	Score	Date	Result	Site	Score	Date	Result	Site	Score
11/04/1973	L	NO	0-13	12/20/1992	W	NO	20-16	09/27/2009	L	BUF	7-27
09/21/1980	W	NO	35-26	12/27/1998	W	NO	45-33	10/27/2013	L	NO	17-35
10/30/1983	W	BUF	27-21	09/09/2001	L	BUF	6-24	11/12/2017	L	BUF	10-47
12/10/1989	L	BUF	19-22	10/02/2005	L	SAN ANTONIO	7-19	11/25/21	W	NO	31-6





# ALL-TIME SERIES

## BILLS-SEAHAWKS (6-8)

REGULAR SEASON: 6-8

PLAYOFFS (BOLDED): 0-0

HOME: 3-2

ROAD: 3-6

Date	Result	Site	Score	Date	Result	Site	Score	Date	Result	Site	Score
10/30/1977	L	SEA	17-56	12/08/1996	L	SEA	18-26	09/07/2008	W	BUF	34-10
10/14/1984	L	SEA	28-31	10/24/1999	L	SEA	16-26	12/16/2012	L	TORONTO	17-50
11/06/1988	W	SEA	13-3	12/23/2000	W	SEA	42-23	11/07/2016	L	SEA	25-31
12/04/1989	L	SEA	16-17	11/18/2001	L	BUF	20-23	11/08/2020	W	BUF	44-34
10/15/1995	W	BUF	27-21	11/28/2004	W	SEA	38-9				

## BILLS-STEELERS (12-17)

REGULAR SEASON: 11-15

PLAYOFFS (BOLDED): 1-2

HOME: 9-7

ROAD: 3-10

Date	Result	Site	Score	Date	Result	Site	Score	Date	Result	Site	Score
10/11/1970	L	PIT	10-23	09/25/1988	W	BUF	36-28	01/02/2005	L	BUF	24-29
10/29/1972	L	BUF	21-38	09/08/1991	W	BUF	52-34	09/16/2007	L	PIT	3-26
<b>12/22/1974</b>	<b>L</b>	<b>PIT</b>	<b>14-32</b>	11/08/1992	W	BUF	28-20	11/28/2010	L	BUF	16-19
09/28/1975	W	PIT	30-21	<b>01/09/1993</b>	<b>W</b>	<b>PIT</b>	<b>24-3</b>	11/10/2013	L	PIT	10-23
09/03/1978	L	BUF	17-28	11/15/1993	L	PIT	0-23	12/11/2016	L	BUF	20-27
12/16/1979	L	PIT	0-28	11/14/1994	L	PIT	10-23	12/15/2019	W	PIT	17-10
11/23/1980	W	BUF	28-13	<b>01/06/1996</b>	<b>L</b>	<b>PIT</b>	<b>21-40</b>	12/13/2020	W	BUF	26-15
12/12/1982	W	BUF	13-0	09/16/1996	L	PIT	6-24	09/12/2021	L	BUF	16-23
12/15/1985	L	PIT	24-30	10/10/1999	W	BUF	24-21	10/09/2022	W	BUF	38-3
11/09/1986	W	BUF	16-12	09/30/2001	L	BUF	3-20				

## BILLS-TEXANS (5-6)

REGULAR SEASON: 5-5

PLAYOFFS (BOLDED): 0-1

HOME: 3-2

ROAD: 2-4

Date	Result	Site	Score	Date	Result	Site	Score	Date	Result	Site	Score
10/13/2002	W	HOU	31-24	11/01/2009	L	BUF	10-31	10/14/2018	L	HOU	13-20
11/16/2003	L	BUF	10-12	11/04/2012	L	HOU	9-21	<b>01/04/2020</b>	<b>L</b>	<b>HOU</b>	<b>19-22</b>
09/11/2005	W	BUF	22-7	09/28/2014	L	HOU	17-23	10/03/2021	W	BUF	40-0
11/19/2006	W	HOU	24-21	12/06/2015	W	BUF	30-21				



# ALL-TIME SERIES

## BILLS-TITANS (20-30)

REGULAR SEASON: 18-29

PLAYOFFS (BOLDED): 2-1

HOME: 12-14

ROAD: 8-16

Date	Result	Site	Score	Date	Result	Site	Score	Date	Result	Site	Score
10/30/1960	W	BUF	25-24	12/07/1968	L	HOU	6-35	09/18/1994	W	HOU	15-7
12/11/1960	L	HOU	23-31	12/31/1969	L	HOU	14-28	12/24/1995	L	BUF	17-28
10/08/1961	W	HOU	22-12	12/31/1969	L	BUF	3-17	11/23/1997	L	TEN	14-31
10/29/1961	L	BUF	16-28	12/12/1971	L	BUF	14-20	<b>01/08/2000</b>	L	<b>TEN</b>	<b>16-22</b>
09/09/1962	L	BUF	23-28	11/10/1974	L	BUF	9-21	09/03/2000	W	BUF	16-13
10/07/1962	L	HOU	14-17	09/19/1976	L	BUF	3-13	12/14/2003	L	TEN	26-28
09/28/1963	L	BUF	20-31	10/15/1978	L	HOU	10-17	12/24/2006	L	BUF	29-30
10/20/1963	L	HOU	14-28	09/25/1983	W	BUF	30-13	11/15/2009	L	TEN	17-41
10/11/1964	W	HOU	48-17	11/10/1985	W	BUF	20-0	12/04/2011	L	BUF	17-23
11/01/1964	W	BUF	24-10	12/21/1986	L	HOU	7-16	10/21/2012	L	BUF	34-35
10/31/1965	L	BUF	17-19	09/20/1987	W	BUF	34-30	10/11/2015	W	TEN	14-13
12/05/1965	W	HOU	29-18	<b>01/01/1989</b>	<b>W</b>	<b>BUF</b>	<b>17-10</b>	10/07/2018	W	BUF	13-12
09/25/1966	W	BUF	27-20	09/24/1989	W	HOU	47-41	10/08/2019	W	TEN	14-7
11/20/1966	W	HOU	42-20	11/26/1990	L	HOU	24-27	10/13/2020	L	TEN	16-42
09/17/1967	L	BUF	3-20	12/27/1992	L	HOU	3-27	10/18/2021	L	TEN	31-34
10/29/1967	L	HOU	3-10	<b>01/03/1993</b>	<b>W</b>	<b>BUF</b>	<b>41-38</b>	09/19/2022	W	BUF	41-7
10/27/1968	L	BUF	7-30	10/11/1993	W	BUF	35-7				

## BILLS-VIKINGS (6-9)

REGULAR SEASON: 6-9

PLAYOFFS (BOLDED): 0-0

HOME: 4-5

ROAD: 2-4

Date	Result	Site	Score	Date	Result	Site	Score	Date	Result	Site	Score
10/03/1971	L	MIN	0-19	09/04/1988	W	BUF	13-10	10/01/2006	W	BUF	17-12
12/20/1975	L	BUF	13-35	12/11/1994	L	BUF	17-21	12/05/2010	L	MIN	14-38
12/09/1979	L	MIN	3-10	08/31/1997	L	BUF	13-34	10/19/2014	W	BUF	17-16
09/16/1982	W	BUF	23-22	10/22/2000	L	MIN	27-31	09/23/2018	W	MIN	27-6
09/29/1985	L	BUF	20-27	09/15/2002	W	MIN	45-39	11/13/2022	L	BUF	30-33



# 1960 SEASON STATISTICS

5-8-1 | 3RD IN AFL EAST | HEAD COACH BUSTER RAMSEY

Date	W/L	Score	Opponent	Attendance
9/11	L	3-27	at NY Titans	10,200
9/18	L	13-27	Denver	15,229
9/23	W	11-20	at Boston	20,732
10/2	L	10-24	LA Chargers	15,821
10/16	L	13-17	NY Titans	14,988
10/23	W	38-9	Oakland	8,876
10/30	W	25-24	Houston	23,001
11/6	L	28-45	Dallas	19,610
11/13	L	7-20	at Oakland	8,800
11/20	W	32-3	at LA Chargers	16,161
11/27	T	38-38	at Denver	7,785
12/4	W	38-14	Boston	14,335
12/11	L	23-31	at Houston	25,243
12/18	L	7-24	at Dallas	18,000

	BUF	OPP
<b>TOTAL FIRST DOWNS</b>	211	225
Rushing	77	103
Passing	109	109
Penalty	25	13
3rd Down: Made/Att	—	—
3rd Down Pct.	—	—
4th Down: Made/Att	—	—
4th Down Pct.	—	—

**POSSESSION AVG.** — —

	3900	3854
<b>TOTAL NET YARDS</b>		
Avg. per Game	278.6	275.3
Total Plays	909	903
Avg. per Play	4.3	4.3

	1544	1724
<b>NET YARDS RUSHING</b>		
Avg. per Game	110.3	123.8
Total Rushes	417	438

	2356	2130
<b>NET YARDS PASSING</b>		
Avg. per Game	168.3	152.1
Sacked/Yards Lost	45/333	36/331
Gross Yards	2689	2461
Att./Completions	447/184	429/185
Completion Pct.	41.2	43.1
Had Intercepted	29	33

	89/39.0	77/37.6
<b>PUNTS/AVERAGE</b>		

	35.9	34.7
<b>NET PUNTING AVG.</b>		

	57/615	62/608
<b>PENALTIES/YARDS</b>		

	30/15	27/16
<b>FUMBLES/BALL LOST</b>		

	38	37
<b>TOUCHDOWNS</b>		
Rushing	15	15
Passing	19	19
Returns	4	3

SCORE BY PERIOD	Q1	Q2	Q3	Q4	OT	PTS
BILLS	61	98	56	81	0	296
OPP	59	73	83	88	0	303

SCORING TD	Ru	Pa	Rt	K-PAT	FG	S	Pts
Carlton	11	7	4	0	0/0	0	66
Dubention	6	8	1	0	0/0	0	48
Atkins	0	0	0	0	27/33	6/13	0 45
Chamberlain	4	0	4	0	0/0	0	24
Lucas	3	2	1	0	0/0	0	0 18

	Yoho	Green	Hergert	O'Connell	Harper	Fowler	Matsos	Kulbacki	Crockett	Brubaker	Wagstaff	Smith	Brodhead	BILLS	OPP
1	0	0	1	0/0	2/5	0	12								
2	2	0	0	0/0	0/0	0	12								
1	0	0	1	0/0	2/4	0	12								
1	1	0	0	*1	0/1	0	8								
0	0	0	0	1/2	2/3	0	7								
1	1	0	0	0/0	0/0	0	6								
1	0	0	1	0/0	0/0	0	6								
1	1	0	0	0/0	0/0	0	6								
1	0	1	0	0/0	0/0	0	6								
1	0	1	0	0/0	0/0	0	6								
10	1	0	0/0	0/0	0	6									
0	0	0	0	*1	0/0	0	2								
38	15	19	4	28/35	12/26	296									
37	15	19	3	37/37	14/27	303									

\*2-Pt. Conversions: **BILLS** 2-3, **OPPONENTS** 0-0

**SACKS:** Torczon 5.0, McMurtry 3.0, Remmert 3.0, Yoho 2.0, Scott 1.0, Sorey 1.0, Others 21.0  
**BILLS:** 36.0  
**OPPONENTS:** 46.0

RUSHING	No.	Yds	Avg	Long	TD
Carlton	137	533	3.9	54t	7
Fowler	93	370	4.0	61	1
Lucas	38	138	2.0	16	2
Kulbacki	41	108	2.6	11	1
Brodhead	15	100	6.6	19	0
Dubention	16	94	5.9	66t	1
Smith	19	61	3.2	13	0
Atkins	2	47	23.5	36	0
Ford	18	40	2.2	7	0
Green	21	29	1.4	11	2
O'Connell	16	21	1.3	12	1
Harper	1	3	3.0	3	0
BILLS	417	1544	3.7	66t	15
OPP	438	1724	2.9	—	15

RECEIVING	No.	Yds	Avg	Long	TD
Rychlec	45	590	13.1	36	0
Dubention	42	752	17.9	76t	7
Carlton	29	477	16.4	70t	4
Chamberlain	17	279	16.4	49t	4
Crockett	14	173	12.4	41t	1
Fowler	10	99	9.9	28	0
Smith	7	127	18.1	58t	1
Brubaker	7	75	10.7	17	1
Lucas	5	58	11.6	17t	1
Hoisington	4	45	11.3	13	0
Kulbacki	2	9	4.5	7	0
Ford	1	5	5.0	5	0
Green	1	0	0.0	0	0
BILLS	184	2689	14.6	76t	19
OPP	185	2462	13.3	—	19

INTERCEPTIONS	No.	Yds	Avg	Long	TD
Matsos	8	142	17.8	34	1
Wagstaff	6	93	15.5	40t	1
Atkins	5	23	4.6	12	0
Kinard	4	29	7.3	19	0
McCabe	4	0	0.0	0	0
Johnson	2	1	0.5	1	0
Hergert	1	29	29.0	29t	1
Schaffer	1	19	19.0	19	0
Yoho	1	15	15.0	15t	1
Buzynski	1	5	5.0	5	0
BILLS	33	356	10.8	40t	4
OPP	29	422	14.6	65	2

PUNTING	No	Yds	Avg	Net	TB	In	Lg	B
Atkins	89	3468	39.0	35.9	2	15	58	0
BILLS	89	3468	39.0	35.9	2	15	58	0
OPP	77	2896	37.6	34.7	2	19	66	0

PUNT RETURNS	Ret	FC	Yds	Avg	Long	TD
Kulbacki	12	14	100	8.3	33	0
Wegert	4	0	25	6.3	11	0
Lucas	4	7	3	0.8	2	0
Kinard	2	1	24	12.0	—	0
Dubention	2	1	6	3.0	6	0
Matsos	1	0	20	20.0	20	0
Crockett	1	1	5	5.0	5	0
Lewis	1	0	2	2.0	2	0
Johnson	0	1	0	—	—	0
BILLS	27	25	185	6.9	33	0
OPP	33	12	232	7.0	—	0

KICKOFF RETURNS	No.	Yds	Avg	Long	TD
Kulbacki	13	226	17.4	24	0
Fowler	12	201	16.8	35	0
Ford	5	106	21.2	34	0
Wegert	4	109	27.3	31	0
Lewis	4	97	24.3	28	0
Dubention	4	68	17.0	23	0
Smith	2	72	36.0	55	0
Kinard	1	39	39.0	39	0
Chamberlain	1	24	24.0	24	0
Rychlec	1	3	3.0	3	0
BILLS	47	945	20.1	55	0
OPP	55	1402	25.5	—	0

FIELD GOALS	1-19	20-29	30-39	40-49	50+
Atkins	3-3	1-2	1-6	1-2	0-0
Harper	0-0	0-1	2-3	0-0	0-0
Hergert	0-0	1-1	2-2	0-0	0-0
Yoho	0-0	0-1	0-0	2-4	0-0
O'Connell	0-0	0-1	0-0	0-0	0-0
BILLS	3-3	2-5	4-10	3-6	0-0
OPP	4-4	3-7	2-6	3-9	2-4
Atkins:	(38N)(34N)(22G,37B,37N,45G,15G)(44B)(31N)				
(16G,13G,30G)(27N)					
Harper:	(35G)(34B)(35G)				
Hergert:	(26G,44N)(33N,36G)				
Yoho:	(47B)(45G)(48G)(44N,23B)				
O'Connell:	(25B)				
OPPONENTS:	(29N,16G,28G,25N,41N)(31G,27G)				
(50N)(16G)(43G)(35N)(50G)(42N,40G,53N,35N,25N)					
(29G,40G)(31G)(20N,19G)(43N,27N)(53G)					
(45N,12G,46N)					

USUAL STARTERS	OFFENSE
LE	81 Tom Rychlec
LT	74 Harold Olson
LG	60 Phil Blazer
C	52 Dan McGrew
RG	77 Don Chelf
RT	75 Bob Seelock
RE	80 Monte Crockett
FB	30 Wray Carlton
LH	11 Richie Lucas
RH	44 Elbert Dubention
QB	18 John Green
DEFENSE	
LE	71 Mack Yoho
LT	73 Chuck McMurtry
RT	79 Jim Sorey
RE	87 LaVerne Torczon
LLB	57 Jack Laraway
MLB	56 Archie Matsos
RLB	55 Bernie Buzynski
LCB	45 Richie McCabe
RCB	20 Bill Atkins
LS	22 Jim Wagstaff
RS	24 Billy Kinard

PASSING	Att	Cmp	Yds	Cmp%	Yds/Att	TD	TD%	Int	Int%	Long	Sack/Lost	Rating
Green	228	89	1267	39.0	5.56	10	4.4	10	4.4	70t	25/187	54.1
O'Connell	145	65	1033	44.8	7.12	7	4.8	13	9.0	76t	7/45	47.9
Lucas	49	23	314	46.9	6.41	2	4.1	3	6.1	36t	8/48	56.0
Brodhead	25	7	75	28.0	3.00	0	0.0	3	12.0	18	6/59	0.0
BILLS	447	184	2689	41.2	6.02	19	.3	29	6.5	76t	45/333	48.6
OPPONENTS	429	185	2461	43.1	5.74	19	4.4	33	7.7	—	36/331	44.6



# 1961 SEASON STATISTICS

6-8 | 4TH IN AFL EAST | HEAD COACH BUSTER RAMSEY

Date	W/L Score	Opponent	Attendance
9/10	L 10-22	Denver	16,636
9/17	W 41-31	NY Titans	15,584
9/23	L 21-23	Boston	21,504
9/30	L 11-19	San Diego	20,742
10/8	W 22-12	at Houston	22,761
10/15	W 27-24	Dallas	20,678
10/22	L 21-52	at Boston	9,398
10/29	L 16-28	Houston	21,237
11/5	L 22-31	Oakland	17,027
11/12	W 30-20	at Dallas	15,000
11/19	W 23-10	at Denver	7,645
11/23	L 14-21	at NY Titans	12,023
12/3	W 26-21	at Oakland	8,011
12/10	L 10-28	at San Diego	24,486

	BUF	OPP
<b>TOTAL FIRST DOWNS</b>	243	200
Rushing	92	61
Passing	128	124
Penalty	23	15
3rd Down: Made/Att	—	—
3rd Down Pct.	—	—
4th Down: Made/Att	—	—
4th Down Pct.	—	—

<b>POSSESSION AVG.</b>	—	—
------------------------	---	---

	3950	4264
<b>TOTAL NET YARDS</b>		
Avg per Game	282.1	304.6
Total Plays	940	815
Avg per Play	4.2	5.2

	1606	1377
<b>NET YARDS RUSHING</b>		
Avg per Game	114.7	98.4
Total Rushes	438	349

	2344	2887
<b>NET YARDS PASSING</b>		
Avg per Game	167.4	206.2
Sacked/Yards Lost	63/442	36/350
Gross Yards	2786	3237
Att./Completions	439/194	430/206
Completion Pct.	44.2	47.9
Had Intercepted	25	29

<b>PUNTS/AVERAGE</b>	85/44.5	75/38.7
----------------------	---------	---------

<b>NET PUNTING AVG.</b>	39.0	35.6
-------------------------	------	------

<b>PENALTIES/YARDS</b>	65/549	76/693
------------------------	--------	--------

<b>FUMBLES/BALL LOST</b>	32/17	20/15
--------------------------	-------	-------

	38	43
<b>TOUCHDOWNS</b>		
Rushing	18	9
Passing	15	28
Returns	5	6

	Q1	Q2	Q3	Q4	PTS
<b>SCORE BY PERIOD</b>					
BILLS	51	87	38	118	294
OPP	98	98	88	58	342

	TD	R	Pa	Rt	K-PAT	FG	S	Pts
<b>SCORING</b>								
Carlton	11	7	4	0	0/0	0/0	0	66
Dubenion	8	2	6	0	0/0	0/0	0	48
Atkins	1	1	0	2	9/31	2/6	0	41
Carlton	4	4	0	0	0/0	0/0	0	24
Reynolds	4	4	0	0	0/0	0/0	0	24
Baker	3	3	0	0	0/0	0/0	0	18
Bass	3	0	3	0	0/0	0/0	0	18

Bohling	3	2	1	0	0/0	0/0	0	18
Hergert	0	0	0	0	0/0	6/14	0	18
Richards	3	0	0	3	0/0	0/0	0	18
Brown	2	1	0	1	0/0	0/0	0	12
Lucas	1	0	0	1	*3	0/0	0	12
Rychlec	2	0	2	0	0/0	0/0	0	12
Barber	1	0	0	1	0/0	0/0	0	6
Green	1	1	0	0	0/0	0/0	0	6
McDonald	1	0	0	1	0/0	0/0	0	6
Muehlaupt	1	0	0	1	0/0	0/0	0	6
Shockley	0	0	0	0	0/0	1/2	0	3
Rabb	0	0	0	0	*1	0/0	0	2
Team	0	0	0	0	0/0	0/0	1	2
Yoho	0	0	0	0	0/0	0/4	0	0
<b>BILLS</b>	<b>38</b>	<b>18</b>	<b>15</b>	<b>5</b>	<b>29/31</b>	<b>9/26</b>	<b>1</b>	<b>294</b>
<b>OPP</b>	<b>43</b>	<b>9</b>	<b>28</b>	<b>6</b>	<b>41/42</b>	<b>13/31</b>	<b>3</b>	<b>342</b>

\*2-Pt. Conversions: **BILLS** 4-7, **OPPONENTS** 1-1

**SACKS:** Torczon 8.0, Yoho 6.0, Day 4.5, Barber 2.5, Felton 2.0, Hergert 2.0, Lettner 1.0, McMurtry 2.0, Matsos 1.0, Sorey 1.0, Others 6.0  
**BILLS: 36.0, OPPONENTS: 63.0**

	No.	Yds	Avg	Long	TD
<b>RUSHING</b>					
Baker	152	498	3.3	35	3
Carlton	101	311	3.1	27	4
Brown	53	192	3.6	13	1
Dubenion	17	173	10.2	72†	2
Reynolds	30	142	4.7	20	4
Bohling	42	134	3.2	18	2
Atkins	2	87	43.5	56†	1
Rabb	13	47	3.6	19	0
Lucas	10	15	1.5	9	0
Green	14	15	1.1	14	1
Bass	2	8	4.0	16	0
Fowler	1	2	2.0	2	0
Rychlec	1	-18	-18.0	-18	0
<b>BILLS</b>	<b>438</b>	<b>1606</b>	<b>3.7</b>	<b>72†</b>	<b>18</b>
<b>OPP</b>	<b>349</b>	<b>1377</b>	<b>3.9</b>	<b>—</b>	<b>9</b>

	No.	Yds	Avg	Long	TD
<b>RECEIVING</b>					
Bass	50	765	15.3	76†	3
Rychlec	33	405	12.3	27	2
Dubenion	31	461	14.9	61†	6
Crockett	20	325	16.3	51	0
Richards	19	285	15.0	43†	3
Carlton	17	193	11.4	22	0
Bohling	10	183	18.3	41	1
Baker	6	73	12.2	29	0
Lucas	6	69	11.5	19	0
Chamberlain	1	16	16.0	16	0
Brown	1	11	11.0	11	0
<b>BILLS</b>	<b>194</b>	<b>2786</b>	<b>14.4</b>	<b>76†</b>	<b>15</b>
<b>OPP</b>	<b>206</b>	<b>3237</b>	<b>15.7</b>	<b>—</b>	<b>28</b>

	No.	Yds	Avg	Long	TD
<b>INTERCEPTIONS</b>					
Atkins	10	158	15.8	29	0
Barber	3	30	10.0	21†	1
Wagstaff	3	25	8.3	19	0
Valdez	2	54	27.0	50	0
Felton	2	15	7.5	15	0
Matsos	2	12	6.0	12	0
Crotty	2	0	0.0	0	0
Lucas	2	0	0.0	0	0
McCabe	1	17	17.0	17	0
Hergert	1	0	0.0	0	0
Yoho	1	0	0.0	0	0
<b>BILLS</b>	<b>29</b>	<b>311</b>	<b>10.7</b>	<b>50</b>	<b>1</b>
<b>OPP</b>	<b>25</b>	<b>398</b>	<b>15.9</b>	<b>—</b>	<b>4</b>

	No.	Yds	Avg	Net TB	In	Lg B
<b>PUNTING</b>						
Atkins	85	3783	44.5	—	9	14
<b>BILLS</b>	<b>85</b>	<b>3783</b>	<b>44.5</b>	<b>39.0</b>	<b>9</b>	<b>14</b>
<b>OPP</b>	<b>75</b>	<b>2897</b>	<b>38.7</b>	<b>35.6</b>	<b>2</b>	<b>17</b>

	Ret	FC	Yds	Avg	Long	TD
<b>PUNT RETURNS</b>						
Bass	8	17	75	9.4	32	0
Atkins	2	2	30	15.0	15	0
Brown	2	3	14	7.0	11	0
Wagstaff	1	0	35	35.0	35	0
Valdez	1	0	30	30.0	30	0
Dubenion	1	0	3	3.0	3	0
Bohling	4	10	0	0.0	0	0
Richards	0	2	0	0.0	0	0
<b>BILLS</b>	<b>19</b>	<b>34</b>	<b>187</b>	<b>9.8</b>	<b>35</b>	<b>0</b>
<b>OPP</b>	<b>45</b>	<b>9</b>	<b>291</b>	<b>6.5</b>	<b>57†</b>	<b>1</b>

	No.	Yds	Avg	Long	TD
<b>KICKOFF RETURNS</b>					
Dubenion	16	329	20.6	33	0
Baker	12	281	23.4	36	0
Bohling	10	246	24.6	44	0
Lucas	7	126	18.0	23	0
Brown	2	105	52.5	93†	1
Carlton	4	60	15.0	23	0
Shockley	2	38	19.0	19	0
Rice	2	13	6.5	13	0
Richards	1	10	10.0	10	0
Crockett	1	0	0.0	0	0
<b>BILLS</b>	<b>57</b>	<b>1208</b>	<b>21.2</b>	<b>93†</b>	<b>1</b>
<b>OPP</b>	<b>54</b>	<b>1112</b>	<b>20.6</b>	<b>88†</b>	<b>1</b>

	1-19	20-29	30-39	40-49	50+
<b>FIELD GOALS</b>					
Atkins	0-0	0-1	2-5	0-0	0-0
Hergert	2-2	1-4	2-5	1-3	0-0
Shockley	0-0	1-1	0-0	0-1	0-0
Yoho	0-0	0-0	0-0	0-4	0-0
<b>BILLS</b>	<b>2-3</b>	<b>2-6</b>	<b>4-10</b>	<b>1-7</b>	<b>0-0</b>
<b>OPP</b>	<b>6-6</b>	<b>1-4</b>	<b>3-5</b>	<b>2-13</b>	<b>1-1</b>

Atkins: (37G, 32N)(39G, 37B, 36N, 29N) Hergert: (12G, 28G)(28N, 16G, 46N, 40N, 33N)(32G, 45G)(37G, 34B, 22N, 20N)(38N) Shockley: (46N)(20G)Yoho: (45N, 49N)(43N, 43N)  
**OPPONENTS:** ((116G, 42N, 31N)(36G, 35G, 27N, 46G)(38G, 11G)(41N, 48N, 14G, 46N, 54N)(118G, 49N)(12G, 24N, 45N)(47N, 48G)(22G, 44N, 49B, 51G)(13G)(37N, 24N)(42N, 44N)(27N)

## USUAL STARTERS

OFFENSE		DEFENSE	
LE	88	Glenn Bass	
LT	75	Ken Rice	
LG	66	Billy Shaw	
C	50	Al Bemiller	
RG	70	Ed Muehlaupt	
RT	74	Harold Olson	
RE	81	Tom Rychlec	
FB	33	Art Baker	
LH	30	Wray Carlton	
RH	44	Elbert Dubenion	
QB	14	M.C. Reynolds	

DEFENSE		Sack/Lost		Rating	
LE	71	Mack Yoho		24/169	37.2
LT	73	Chuck McMurtry		23/159	68.3
RT	79	Jim Sorey		10/64	84.6
RE	87	LaVerne Torczon		5/41	38.9
LLB	54	Joe Hergert		—	—
MLB	56	Archie Matsos		0/0	39.6
RLB	64	Stew Barber		0/0	39.6
LCB	25	Vernon Valdez		0/0	53.0
RCB	45	Richie McCabe		63/442	67.0
LS	22	Jim Wagstaff		36/350	57.0
RS	20	Bill Atkins			

	Att	Cmp	Yds	Cmp%	Yds/Att	TD	TD%	Int	Int%	Long	Sack/Lost	Rating
<b>PASSING</b>												
Reynolds	181	83	1004	45.9	5.55	2	1.1	13	7.2	52	24/169	37.2
Green	126	56	903	44.4	7.17	6	4.8	5	4.0	61†	23/159	68.3
Rabb	74	34	586	45.9	7.92	5	6.8	2	2.7	76†	10/64	84.6
Lucas	50	20	282	40.0	5.64	2	4.0	4	8.0	45†	5/41	38.9
O'Connell	5	1	11	20.0	2.20	0	0.0	1	20.0	11	1/9	—
Carlton	2	0	0	0.0	0.00	0	0.0	0	0.0	0	0/0	39.6
Bohling	1	0	0	0.0	0.00	0	0.0	0	0.0	0	0/0	39.6
<b>BILLS</b>	<b>439</b>	<b>194</b>	<b>2786</b>	<b>44.2</b>	<b>6.35</b>	<b>15</b>	<b>3.4</b>	<b>25</b>	<b>5.7</b>	<b>76†</b>	<b>63/442</b>	<b>57.0</b>
<b>OPPONENTS</b>	<b>430</b>	<b>206</b>	<b>3237</b>	<b>47.9</b>	<b>7.53</b>	<b>28</b>	<b>6.5</b>	<b>29</b>	<b>6.7</b>	<b>85†</b>	<b>36/350</b>	<b>63.0</b>





# 1962 SEASON STATISTICS

7-6-1 | 3RD IN AFL EAST | HEAD COACH LOU SABAN

Date	W/L Score	Opponent	Attendance
9/9	L 23-28	Houston	31,236
9/15	L 20-23	Denver	30,577
9/22	L 6-17	NY Titans	24,024
9/30	L 21-41	at Dallas	25,500
10/7	L 14-17	at Houston	26,350
10/13	W 35-10	San Diego	20,074
10/20	W 14-6	Oakland	21,037
10/28	W 45-38	at Denver	26,051
11/3	T 28-28	Boston	33,247
11/11	W 40-20	at San Diego	22,204
11/18	W 10-6	at Oakland	11,700
11/23	L 10-21	at Boston	20,021
12/2	W 23-14	Dallas	35,261
12/8	W 20-3	at NY Titans	16,453

## TOTAL FIRST DOWNS

Rushing	238	229
Passing	119	89
Penalty	96	129
3rd Down: Made/Att	23	11
3rd Down Pct.	—	—
4th Down: Made/Att	—	—
4th Down Pct.	—	—

## POSSESSION AVG.

TOTAL NET YARDS	4464	4429
Avg per Game	318.9	316.3
Total Plays	875	845
Avg per Play	5.1	5.2

## NET YARDS RUSHING

Avg per Game	248.5	168.7
Total Rushes	177.1	120.5
	501	373

## NET YARDS PASSING

Avg per Game	198.4	274.2
Sacked/Yards Lost	141.7	195.9
Gross Yards	23/197	32/254
Att./Completions	2181	2996
Completion Pct.	351/150	440/215
Had Intercepted	42.7	48.9
	26	36

## PUNTS/AVERAGE

NET PUNTING AVG.	76/38.8	70/38.1
	36.5	35.4

## PENALTIES/YARDS

FUMBLES/BALL LOST	74/797	80/786
	27/12	26/14

## TOUCHDOWNS

Rushing	41	35
Passing	20	10
Returns	15	24
	6	1

## SCORE BY PERIOD

	Q1	Q2	Q3	Q4	PTS
BILLS	77	94	60	78	309
OPP	64	52	73	83	272

## SCORING

TD	Ru	Pa	Rt	K-PAT	FG	S	Pts
Gilchrist	15	13	2	0	14/17	8	20
Dubention	6	0	5	1	0/0	0	36
Bass	4	0	4	0	0/0	0	24
Yoho	0	0	0	0	2-22	1-3	0

Rabb	3	3	0	0	1*	0/0	0	20
Carlton	2	2	0	0	0/0	0/0	0	12
Charon	2	0	2	0	0/0	0/0	0	12
Crow	2	1	1	0	0/0	0/0	0	12
Warlick	2	0	2	0	0/0	0/0	0	12
Baker	1	0	0	1	0/0	0/0	0	6
Kemp	1	1	0	0	0/0	0/0	0	6
Sestak	1	0	0	1	0/0	0/0	0	6
Moore	1	0	0	1	0/0	0/0	0	6
Rychlec	1	0	1	0	0/0	0/0	0	6
Felton	0	0	0	0	0-1	0/0	0	0
BILLS	41	20	15	6	34/40	9/23	0	315
OPP	35	10	24	1	30/33	10/20	0	272

\*2-Pt. Conversions: BILLS 1-1, OPPONENTS 1-2

**SACKS:** Yoho 5.5, Sestak 4.5, Youngelman 3.0, Charon 2.0, Matuszak 2.0, Cannavino 1.0, Matsos 1.0, Moore 1.0, Sorey 1.0, Stratton 1.0, Torczon 1.0, Tracey 1.0, Others 5.0.

BILLS: 29.0  
OPPONENTS: 32.0

## RUSHING

No.	Yds	Avg	Long	TD	
Gilchrist	214	1,096	5.1	44	13
Crow	110	589	5.4	52	1
Calton	94	530	5.6	51	2
Rabb	37	77	2.1	14	3
Dorow	15	57	3.8	15	0
Kemp	12	56	4.7	28	1
Dubention	7	40	5.7	43	0
Jones	4	17	4.3	11	0
Baker	2	9	4.5	7	0
Wheeler	3	7	2.3	7	0
Henley	3	2	0.7	4	0
BILLS	501	2480	5.0	52	20
OPP	373	1687	4.5	0	10

## RECEIVING

No.	Yds	Avg	Long	TD	
Warlick	35	482	13.8	25	2
Dubention	33	571	17.3	75t	5
Bass	32	555	17.3	76t	4
Gilchrist	24	319	13.3	76	2
Crow	8	80	10.0	25	1
Carlton	7	54	7.7	25	0
Rychlec	6	66	11.0	18	1
Baker	3	12	4.0	9	0
Tracey	1	28	28.0	28	0
Crockett	1	14	14.0	14	0
BILLS	150	2181	14.5	76t	15
OPP	215	2996	13.9	96t	24

## INTERCEPTIONS

No.	Yds	Avg	Long	TD	
Charon	7	131	18.7	51	1
Edgerson	6	111	18.5	40	0
Stratton	6	99	16.5	42	0
Matuszak	6	46	7.7	25	0
Abruzzese	3	44	14.7	26	0
West	3	24	8.0	24	0
Taseff	2	21	10.5	17	0
Cannavino	1	19	19.0	19	0
Sestak	1	6	6.0	6	1
Moore	1	3	3.0	3	1
Felton	0	1	—	1	0
BILLS	36	505	14.0	51	3
OPP	26	299	11.5	55	0

## PUNTING

No.	Yds	Avg	Net	Tb	In	Lg	B
Crow	76	2946	38.8	35.1	4	21	59
BILLS	76	2946	38.8	35.1	4	21	59
OPP	70	2665	38.1	34.3	5	17	64

## PUNT RETURNS

Ret	FC	Yds	Avg	Long	TD	
West	15	3	124	8.3	45	0
Abruzzese	3	4	17	5.7	10	0
Taseff	4	0	18	4.5	7	0
Sestak	2	0	6	3.0	6	0
Rychlec	1	0	24	24.0	24	0
Cannavino	1	1	3	3.0	3	0
Edgerson	1	1	1	1.0	1	0
Charon	0	0	3	—	3	0
Jones	0	2	0	—	—	0
Team	0	1	0	—	—	0
BILLS	27	12	196	7.3	45	0
OPP	33	—	202	6.1	47	0

## KICKOFF RETURNS

No.	Yds	Avg	Long	TD	
Dubention	7	231	33.0	93t	1
Baker	7	220	31.4	100t	1
Gilchrist	7	150	21.4	34	0
Jones	14	287	20.5	27	0
Abruzzese	10	194	19.4	39	0
Henley	5	90	18.0	27	0
Flint	1	4	4.0	4	0
DeLuca	1	0	—	0	0
BILLS	52	176	22.6	100t	2
OPP	56	1177	21.0	95t	1

## FIELD GOALS

1-19	20-29	30-39	40-49	50+	
Gilchrist	2-4	2-5	2-3	2-8	0-0
Yoho	0-0	0-0	1-3	0-0	0-0
BILLS	2-4	2-5	3-6	2-8	0-0
OPP	2-2	4-7	3-7	1-3	0-1

Gilchrist: (40G, 44N)(33N, 48N)(46N)(46N, 33G)(14N, 46N)(18G, 12G)  
(41N, 11N, 21G, 21N)(27N, 37G, 26N)(42G, 27G)  
Yoho: (1)(1)(1)(35N)(33N)(1)(1)(36G)  
(1)  
OPPONENTS: (29N, 45N, 48N)(29G, 37G, 10G)(35G)  
(32N, 32N)(16G, 37N)(27G)(22N)(20G)(38N)(1)  
(49G, 36G, 50N)(25N)(23G)

## USUAL STARTERS

OFFENSE		
IE	88	Glenn Bass
LT	77	Stew Barber
LG	66	Billy Shaw
C	50	Al Bemiller
RG	60	Tom Day
RT	74	Harold Olson
RE	84	Ernie Warlick
FB	34	Cookie Gilchrist
LH	30	Wray Carlton
RH	44	Elbert Dubention
QB	17	Warren Rabb

## DEFENSE

IE	82	Mack Yoho
LT	76	Sid Youngelman
RT	70	Tom Sestak
RE	75	Nate Borden
LLB	55	Marv Matuszak
MLB	56	Archie Matsos
RLB	58	Mike Stratton
LCB	47	Willie West
RSB	24	Booker Edgerson
LS	23	Carl Taseff
RS	43	Carl Charon

## PASSING

	Att	Cmp	Yds	Cmp%	Yds/Att	TD	TD%	Int	Int%	Long	Sack/Lost	Rating
Rabb	177	67	1196	37.9	6.8	10	5.6	14	7.9	76t	—	65.4
Kemp	94	51	636	54.3	6.8	3	3.2	4	4.3	49	—	68.4
Dorow	75	30	333	40.0	4.4	2	2.7	7	9.3	34	—	23.9
Crow	4	2	16	50.0	4.0	0	0.0	1	25.0	10	—	20.8
Taseff	1	0	0	0.0	0.0	0	0.0	0	0.0	—	—	39.6
BILLS	351	150	2181	42.7	6.2	15	4.3	26	7.4	76t	23/197	47.0
OPPONENTS	440	215	2996	48.9	6.8	24	5.5	36	8.2	96t	32/254	55.3



# 1963 SEASON STATISTICS

7-6-1 | T-1ST IN AFL EAST | HEAD COACH LOU SABAN

Date	W/L	Score	Opponent	Attendance
9/8	L	10-14	at San Diego	22,344
9/15	L	17-35	at Oakland	17,568
9/22	T	27-27	Kansas City	33,487
9/28	L	20-31	Houston	32,340
10/5	W	12-0	Oakland	24,486
10/13	W	35-26	at Kansas City	25,519
10/20	L	14-28	at Houston	23,948
10/26	W	28-21	Boston	27,243
11/3	W	30-28	at Denver	19,424
11/9	W	27-17	Denver	30,989
11/17	L	13-23	San Diego	38,592
12/1	L	7-17	at Boston	16,981
12/8	W	45-14	NY Jets	20,222
12/14	W	19-10	at NY Jets	6,526

## AFL DIVISIONAL PLAYOFF GAME

12/28	L	8-26	Boston	33,044
-------	---	------	--------	--------

	BUF	OPP
<b>TOTAL FIRST DOWNS</b>	272	224
Rushing	107	63
Passing	147	147
Penalty	18	14
3rd Down: Made/Att	—	—
3rd Down Pct.	—	—
4th Down: Made/Att	—	—
4th Down: Pct.	—	—

<b>POSSESSION AVG.</b>	—	—
------------------------	---	---

	4927	4073
<b>TOTAL NET YARDS</b>	4927	4073
Avg. Per Game	349.6	264.4
Total Plays	912	789
Avg. Per Play	5.4	4.7
<b>NET YARDS RUSHING</b>	1851	1217
Avg. Per Game	131.3	86.9
Total Rushes	455	—

	3057	2856
<b>NET YARDS PASSING</b>	3057	2856
Avg. Per Game	218.4	177.4
Sacked/Yards Lost	36/325	38/372
Gross Yards	3382	3228
Att./Completions	457/228	472/218
Completion Pct.	49.7	46.2
Had Intercepted	24	21

<b>PUNTS/AVERAGE</b>	62/40.5	80/40.1
----------------------	---------	---------

<b>NET PUNTING AVG.</b>	36.5	35.4
-------------------------	------	------

<b>PENALTIES/YARDS</b>	63/532	55/507
------------------------	--------	--------

<b>FUMBLES/BALL LOST</b>	25/16	19/12
--------------------------	-------	-------

	39	37
<b>TOUCHDOWNS</b>	39	37
Rushing	21	12
Passing	16	24
Returns	2	1

SCORE BY PERIOD	Q1	Q2	Q3	Q4	PTS
BILLS	60	88	83	73	304
OPP	58	86	74	73	291

SCORING	TD	Ru	Pa	Rt	K-PAT	FG	S	Pts
Gilchrist	14	12	2	0	0/0	0/0	0	84
Yoho	0	0	0	0	32/36	10/23	1	64

Kemp	8	8	0	0	0/0	0/0	0	48
Dubention	4	0	4	0	0/0	0/0	0	24
Ferguson	3	0	3	0	0/0	0/0	0	18
Miller	3	0	3	0	0/0	0/0	0	18
Bass	1	0	1	0	0/0	0/0	0	6
Brown	1	1	0	0	0/0	0/0	0	6
Charon	1	0	1	0	0/0	0/0	0	6
Kochman	1	0	1	0	0/0	0/0	0	6
Rutkowski	1	0	1	0	0/0	0/0	0	6
Warlick	1	0	1	0	0/0	0/0	0	6
Stratton	1	0	0	1	0/0	0/0	0	6
Lamonica	0	0	0	0	*1	0/0	0	2
Tracey	0	0	0	0	*1	0/0	0	2
Jacobs	0	0	0	0	0/0	0/0	1	2
BILLS	39	21	16	2	32/36	10/23	2	304
OPP	37	12	24	1	31/31	10/25	2	291

2-Pt. Conversions : BILLS 2-3, OPPONENTS 1-2

**SACKS:** Sestak 7.5, Jacobs 5.0, Yoho 4.5, Youngelman 4.0, Tracey 3.0, Stratton 2.5, Dunaway 2.0, Saimes 1.0, Matuszak 0.5, Others 7.0  
**BILLS :** 38.0  
**OPPONENTS :** 33.0

RUSHING	No.	Yds	Avg	Long	TD
Gilchrist	232	979	4.4	32	12
Kochman	47	232	4.9	48	0
Kemp	50	239	4.3	26	8
Rutkowski	48	144	3.0	45	0
Carlton	29	125	4.3	19	0
Bass	14	59	4.2	9	0
Saimes	12	41	3.4	7	0
Brown	6	18	3.0	8	1
Lamonica	9	8	0.9	7	0
Crow	6	6	1.0	7	0
BILLS	453	1851	4.0	48	21
OPP	—	—	—	—	12

RECEIVING	No.	Yds	Avg	Long	TD
Miller	69	860	12.5	36	3
Dubention	53	959	17.7	89†	4
Warlick	24	479	20.0	55†	1
Gilchrist	24	211	8.8	42	2
Rutkowski	19	264	13.9	58†	1
Ferguson	9	181	20.1	72†	3
Bass	9	153	17.0	74†	1
Saimes	6	23	3.8	9	0
Crow	5	69	13.8	28	0
Kochman	4	148	29.6	68	1
Brown	3	7	3.5	7	0
Stratton	1	19	19.0	19	0
Carlton	1	9	9.0	9	0
BILLS	227	3382	14.9	89†	16
OPP	228	3228	14.2	—	2

INTERCEPTIONS	No.	Yds	Avg	Long	TD
Tracey	5	22	4.4	15	0
West	5	57	11.4	23	0
Saimes	4	29	7.3	16	0
Stratton	3	31	10.3	26	1
Abuzzese	3	9	3.0	9	0
Jacobs	1	8	8.0	8	0
Edgerson	1	0	0.0	0	0
BILLS	22	156	7.1	26	1
OPP	24	—	—	—	—

PUNTING	No.	Yds	Avg	Net	TB	In	Lg	B
Lamonica	52	2086	40.1	—	4	16	57	1
Crow	10	424	42.4	—	1	3	57	0
BILLS	62	2510	40.5	36.5	5	19	57	1
OPP	80	3209	40.1	35.4	3	14	68	0

PUNT RETURNS	Ret	FC	Yds	Avg	Long	TD
Abuzzese	17	8	152	8.9	32	0
West	11	6	86	7.8	24	0
Rutkowski	8	6	67	8.3	29	0
Kochman	1	0	11	11.0	11	0
(Others)	0	2	0	0.0	0	0
BILLS	37	22	316	8.5	32	0
OPP	21	21	144	6.9	27	0

KICKOFF RETURNS	No.	Yds	Avg	Long	TD
Rutkowski	13	396	30.5	65	0
Dubention	13	333	25.6	39	0
Saimes	7	140	20.0	31	0
Abuzzese	6	118	19.7	25	0
West	6	56	9.3	32	0
Brown	2	40	20.0	20	0
Tracey	1	21	21.0	21	0
Rivera	1	20	20.0	20	0
Barber	1	9	9.0	9	0
Paterra	1	0	0.0	0	0
Matuszak	1	0	0.0	0	0
BILLS	52	1133	21.8	65	0
OPP	—	—	—	—	—

**FIELD GOALS** 1-19 20-29 30-39 40-49 50+

Yoho	4-4	3-4	2-8	1-7	0-0
BILLS	4-4	3-4	2-8	1-7	0-0
OPP	2-2	2-3	3-7	3-11	0-2

Yoho : (17G)(32G,38N)(31N,45N)(41G,34G,22N)(27G)(40N)(46N)(40N,42B,47N)(39B,22G)(1)(37N,27G,9G)(37N)(13G,37N)(13G)  
 OPPONENTS : (1)(34N,44N,44N)(31G)(28G)(47N)(38G,27G,43N,49N,35N)(1)(23B)(53N)(50N,47N,46G)(39G,47N,15G,41G)(41N,43G)(36N)(17G,34N)

## USUAL STARTERS

### OFFENSE

LE	81	Bill Miller
LT	77	Stew Barber
LG	66	Billy Shaw
C	50	Al Bemiller
RG	60/64	Tom Day
RT	51	Dave Behrman
RE	84	Ernie Warlick
FB	34	Cookie Gilchrist
LB	40	Ed Rutkowski
RH	44	Elbert Dubention
QB	15	Jack Kemp

### DEFENSE

LE	76	Sid Youngelman
LT	78	Jim Dunaway
RT	70	Tom Sestak
RE	82	Mack Yoho
LLB	85	John Tracey
MLB	54/56	Harry Jacobs
RLB	58	Mike Stratton
LCB	47	Willie West
RCB	24	Booker Edgerson
LS	46	Ray Abuzzese
RS	26	George Saimes

PASSING	Att	Cmp	Yds	Cmp%	Yds/Att	TD	TD%	Int	Int%	Long	Sack/Lost	Rating
Kemp	384	193	2910	50.5	7.59	13	3.4	20	5.2	89†	—	65.4
Lamonica	71	33	437	46.5	6.15	3	4.2	4	5.6	74	—	57.1
Gilchrist	1	1	35	100.0	35.00	0	0.0	0	0.0	35	0/0	118.8
Rutkowski	1	0	0	0.0	0.00	0	0.0	0	0.0	0	0/0	39.6
BILLS	457	227	3382	49.9	7.41	16	3.5	24	5.3	89†	36/325	64.3
OPPONENTS	472	228	3228	48.3	6.84	24	5.1	21	4.4	—	38/372	69.2



# 1964 SEASON STATISTICS

12-2 | 1ST IN AFL EAST | AFL CHAMPIONS | HEAD COACH LOU SABAN

Date	W/L Score	Opponent	Attendance
9/13	W 34-17	Kansas City	30,157
9/20	W 30-13	Denver	28,501
9/26	W 30-3	San Diego	40,167
10/3	W 23-20	Oakland	36,461
10/11	W 48-17	at Houston	26,218
10/18	W 35-22	at Kansas City	20,904
10/24	W 34-24	NY Jets	39,621
11/1	W 24-10	Houston	40,119
11/8	W 20-7	at NY Jets	61,929
11/15	L 28-36	Boston	42,308
11/26	W 27-24	at San Diego	34,865
12/6	L 13-16	at Oakland	18,134
12/13	W 30-19	at Denver	14,431
12/20	W 24-14	at Boston	38,021

**AFL CHAMPIONSHIP GAME**  
12/26 W 20-7 San Diego 40,242

	BUF	OPP
<b>TOTAL FIRST DOWNS</b>	255	206
Rushing	114	48
Passing	130	145
Penalty	11	13
3rd Down: Made/Att	—	—
3rd Down Pct.	—	—
4th Down: Made/Att	—	—
4th Down: Pct.	—	—

**POSSESSION AVG.** — —

	5206	3878
<b>TOTAL NET YARDS</b>	5206	3878
Avg per Game	371.9	277.0
Total Plays	924	817
Avg per Play	5.6	4.7

	2040	913
<b>NET YARDS RUSHING</b>	2040	913
Avg per Game	145.7	65.2
Total Rushes	492	300

	3166	2965
<b>NET YARDS PASSING</b>	3166	2965
Avg per Game	226.1	211.8
Sacked/Yards Lost	35/256	50/396
Gross Yards	3422	3361
Att./Completions	397/174	517/241
Completion Pct.	43.8	46.6
Had Intercepted	34	28

**PUNTS/AVERAGE** 65/42.7 87/41.9

**NET PUNTING AVG.** 37.6 —

**PENALTIES/YARDS** 62/511 54/577

**FUMBLES/BALL LOST** 32/18 24/9

	48	29
<b>TOUCHDOWNS</b>	48	29
Rushing	25	4
Passing	19	24
Returns	4	1

SCORE BY PERIOD	Q1	Q2	Q3	Q4	PTS
BILLS	95	113	63	129	400
OPPONENTS	53	47	93	49	242

SCORING	TD	Ru	Pa	Rt	K-PAT	FG	S	Pts
Gogolak	0	0	0	0	45/46	19/29	0	102
Dubention	10	0	0	0	0/0	0/0	0	60
Bass	7	0	7	0	0/0	0/0	0	42
Lamonica	6	6	0	0	2	0/0	0	40
Gilchrist	6	6	0	0	0/0	0/0	0	36
Kemp	5	5	0	0	0/0	0/0	0	30
Smith	4	4	0	0	0/0	0/0	0	24
Auer	3	2	0	1	0/0	0/0	0	18
Carlton	1	1	0	0	0/0	0/0	0	6
Ross	1	1	0	0	0/0	0/0	0	6
Groman	1	0	1	0	0/0	0/0	0	6
Rutkowski	1	0	1	0	0/0	0/0	0	6
Byrd	1	0	0	1	0/0	0/0	0	6
Clarke	1	0	0	1	0/0	0/0	0	6
Sestak	1	0	0	1	0/0	0/0	0	6
McDole	0	0	0	0	0/0	0/0	2	4
Stratton	0	0	0	0	0/0	0/0	1	2
BILLS	48	25	19	4	45/46	19/29	3	400
OPP	29	4	24	1	22/23	14/27	2	242

\*2 Pt-Conversions: BILLS 2-2, OPPONENTS 2-6

**SACKS:** Sestak 14.5, McDole 5.5, Keating 3.5, Tracey 3.5, Saimes 3.0, Stratton 2.5, Day 2.5, Dunaway 2.0, Jacobs 2.0, Others 11.0  
BILLS: 50.0  
OPPONENTS: 35.0

RUSHING	No.	Yds	Avg	Long	TD
Gilchrist	230	981	4.3	67	6
Smith	62	306	4.9	37	4
Lamonica	55	289	5.3	28	6
Auer	63	191	3.0	21	2
Kemp	37	124	3.4	14	5
Carlton	39	114	2.9	11	1
Dubention	1	20	20.0	20	0
Ross	4	14	3.5	12	1
Hudson	1	1	1.0	1	0
BILLS	492	2040	4.1	67	25
OPP	300	913	3.0	—	4

RECEIVING	No.	Yds	Avg	Long	TD
Bass	43	897	20.9	94†	7
Dubention	42	1139	27.1	72	10
Gilchrist	30	345	11.5	37	0
Warlick	23	478	20.8	45	0
Rutkowski	13	234	18.0	46†	1
Auer	11	166	15.1	43	0
Smith	6	72	12.0	25	0
Groman	4	68	17.0	22†	1
Carlton	2	23	11.5	17	0
BILLS	174	3422	19.7	94†	19
OPP	241	3361	13.9	—	24

INTERCEPTIONS	No.	Yds	Avg	Long	TD
Byrd	7	178	25.4	75†	1
Saimes	6	56	9.3	32	0
Edgerson	4	130	32.5	91	0
Tracey	3	12	4.0	6	0
Sykes	2	36	18.0	36	0
Jacobs	2	13	6.5	13	0
Warner	1	30	30.0	30	0
Sestak	1	15	15.0	15†	1
McDole	1	0	0.0	0	0
Stratton	1	0	0.0	0	0
BILLS	28	470	16.8	91	2
OPP	34	406	11.9	65	0

PUNTING	No.	Yds	Avg	Net	TB	In	Lg	B
Maguire	65	2777	42.7	37.6	4	23	64	0
BILLS	65	2777	42.7	37.6	4	23	64	0
OPP	87	3649	41.9	—	—	—	—	—

PUNT RETURNS	Ret	FC	Yds	Avg	Long	TD
Clarke	33	3	317	9.6	53†	1
Warner	3	0	55	18.3	—	0
Rutkowski	8	7	45	5.6	10	0
Byrd	2	5	4	2.0	4	0
Abruzzese	0	2	0	0.0	0	0
(Others)	0	1	0	0.0	0	0
BILLS	46	18	421	9.2	53†	1
OPP	24	—	250	10.4	—	0

KICKOFF RETURNS	No.	Yds	Avg	Long	TD
Rutkowski	21	498	23.7	57	0
Clarke	16	330	20.6	41	0
Warner	5	121	24.2	30	0
Smith	3	68	22.7	28	0
Barber	2	0	0.0	0	0
Maguire	1	0	0.0	0	0
Auer	0	1	0.0	1	0
BILLS	48	1018	21.2	57	0
OPP	—	—	—	—	—

FIELD GOALS	1-19	20-29	30-39	40-49	50+
Gogolak	9-9	3-6	5-8	2-3	0-3
BILLS	9-9	3-6	5-8	2-3	0-3
OPP	4-5	2-2	2-8	5-9	1-3

Gogolak: (13G, 13G)(33G, 21G, 17G)(39N, 28N, 13G)(45B)(18G, 26G, 28N)(50N)(37B, 12G, 31G)(57N, 17G)(47G, 33G)(41G, 33G, 35N)(23N, 33G)(55N, 12G, 24G)(112G)  
OPPONENTS: (10G)(51G, 52N, 49G, 36N)(12G)(25G, 19G)(16B, 47G)(46N, 38N, 31G)(9G, 46N)(49N, 49G, 37N, 50N)(36N)(127G)(30N, 40G)(30G, 32N, 45G)(46N)

**USUAL STARTERS**

OFFENSE		
LE	85	Glenn Bass
LT	77	Stew Barber
LG	66	Billy Shaw
C	53	Walt Cudzik
RG	50	Al Bemiller
RT	79	Dick Hudson
RE	84	Ernie Warlick
FB	34	Cookie Gilchrist
LH	30	Wray Carlton
RH	44	Elbert Dubention
QB	15	Jack Kemp

DEFENSE		
LE	72	Ron McDole
LT	75	Dudley Meredith
RT	70	Tom Sestak
RE	88	Tom Day
LLB	51	John Tracey
MLB	64	Harry Jacobs
RLB	58	Mike Stratton
LCB	24	Booker Edgerson
RCB	42	Butch Byrd
LS	46	Ray Abruzzese
RS	26	George Saimes

PASSING	Att	Cmp	Yds	Cmp%	Yds/Att	TD	TD%	Int	Int%	Long	Sack/Lost	Rating
Kemp	269	119	2285	44.2	8.49	13	4.8	26	9.7	94†	—	50.9
Lamonica	128	55	1137	43.0	8.88	6	4.7	8	6.3	89	—	64.5
BILLS	397	174	3422	43.8	8.62	19	4.8	34	8.6	94†	35/256	54.8
OPPONENTS	517	241	3361	46.6	6.50	24	4.6	28	5.4	—	50/396	60.9



# 1965 SEASON STATISTICS

10-3-1 | 1ST IN AFL EAST | AFL CHAMPIONS | HEAD COACH LOU SABAN

Date	W/L	Score	Opponent	Attendance
9/11	W	24-7	Boston	45,502
9/19	W	30-15	at Denver	30,682
9/26	W	33-21	NY Jets	45,056
10/3	W	17-12	Oakland	41,256
10/10	L	3-34	San Diego	45,260
10/17	W	23-7	at Kansas City	26,941
10/24	W	31-13	Denver	45,046
10/31	L	17-19	Houston	44,267
11/7	W	23-7	at Boston	24,415
11/14	W	17-14	at Oakland	19,352
11/25	T	20-20	at San Diego	27,473
12/5	W	29-18	at Houston	23,087
12/12	W	34-25	Kansas City	40,298
12/19	L	12-14	at NY Jets	57,396

## AFL CHAMPIONSHIP GAME

12/26 W 23-0 at San Diego 30,361

	BUF	OPP
<b>TOTAL FIRST DOWNS</b>	206	226
Rushing	69	65
Passing	119	141
Penalty	18	20
3rd Down: Made/Att	—	—
3rd Down Pct.	—	—
4th Down: Made/Att	—	—
4th Down Pct.	—	—

**POSSESSION AVG.** — —

	3749	4284
<b>TOTAL NET YARDS</b>		
Avg per Game	267.8	306.0
Total Plays	882	890
Avg per Play	4.3	4.8

	1288	1114
<b>NET YARDS RUSHING</b>		
Avg per Game	92.0	79.6
Total Rushes	392	360

	2461	3170
<b>NET YARDS PASSING</b>		
Avg per Game	175.8	226.4
Sacked/Yards Lost	29/283	28/246
Gross Yards	2744	3416
Att./Completions	461/208	502/227
Completion Pct.	45.1	45.2
Had Intercepted	24	32

**PUNTS/AVERAGE** 80/43.0 76/40.2

**NET PUNTING AVG.** 38.7 —

**PENALTIES/YARDS** 78/685 69/832

**FUMBLES/BALL LOST** 28/14 33/25

	33	25
<b>TOUCHDOWNS</b>		
Rushing	16	5
Passing	13	19
Returns	4	1

SCORE BY PERIOD	Q1	Q2	Q3	Q4	OT	PTS
BILLS	76	81	60	96	0	313
OPPONENTS	42	73	39	72	0	226

SCORING	TD	Ru	PaRt	K-PAT	FG	S	Pts
Gogolak	0	0	0	0	31/31	28/46	0 115
Carlton	7	6	1	0	0/0	0/0	0 42

Joe	6	4	2	0	0/0	0/0	0 36
Kemp	4	4	0	0	0/0	0/0	0 24
Warner	4	0	1	3	0/0	0/0	0 24
Roberson	3	0	3	0	0/0	0/0	0 18
Ferguson	2	0	2	0	0/0	0/0	0 12
Bass	1	0	1	0	0/0	0/0	0 6
Dubention	1	0	1	0	0/0	0/0	0 6
Lamonica	1	0	1	0	0/0	0/0	0 6
Rutkowski	1	0	1	0	0/0	0/0	0 6
Saimes	1	0	0	1	0/0	0/0	0 6
Smith	1	1	0	0	0/0	0/0	0 6
Warlick	1	0	1	0	0/0	0/0	0 6
BILLS	33	16	13	4	31/31	28/46	313
OPP	26	6	19	1	19/20	15/30	226

2-Pt Conversions: BILLS 0-0, OPPONENTS 3-4

**SACKS:** Sestak 8.0, Day 4.5, Stratton 3.5, Tracey 2.5, Dunaway 1.5, Jacobs 1.0, McDole 1.0, Meredith 1.0, Others 5.0  
**BILLS:** 28.0  
**OPPONENTS:** 29.0

RUSHING	No.	Yds	Avg	Long	TD
Carlton	156	592	3.8	80t	6
Joe	123	377	3.1	30	4
Smith	43	137	3.2	13	1
Stone	19	61	3.2	14	0
Kemp	36	49	1.4	12	4
Lamonica	10	30	3.0	10	1
Maguire	1	21	21.0	21	0
Auer	3	19	6.3	14	0
Warner	1	2	2.0	2	0
BILLS	392	1288	3.3	80t	16
OPP	360	1114	3.1	—	5

RECEIVING	No.	Yds	Avg	Long	TD
Roberson	31	483	15.6	74t	3
Joe	27	271	10.0	78t	2
Carlton	24	196	8.2	23	1
Costa	21	401	19.1	46	0
Ferguson	21	262	12.5	30t	2
Bass	18	299	16.6	38	1
Dubention	18	281	15.6	46	1
Rutkowski	18	247	13.7	47t	1
Smith	12	116	9.7	21	0
Warlick	8	112	14.0	27	1
Stone	6	29	4.8	9	0
Mills	1	43	43.0	43	0
Warner	1	11	11.0	11t	1
Tracey	1	2	2.0	2	0
Kemp	1	-9	-9.0	-9	0
BILLS	208	2744	13.2	78t	13
OPP	227	3416	15.0	—	19

INTERCEPTIONS	No.	Yds	Avg	Long	TD
Clarke	7	60	8.6	40	0
Byrd	5	119	23.8	62	0
Warner	5	84	16.8	23	1
Edgersson	5	55	11.0	19	0
Saimes	4	24	6.0	20	0
Stratton	2	19	9.5	19	0
McDole	1	24	24.0	24	0
Tracey	1	8	8.0	8	0
Day	1	0	0.0	0	0
Jacobs	1	0	0.0	0	0
BILLS	32	393	12.3	62	1
OPP	24	467	19.5	—	1

PUNTING	No.	Yds	Avg	Net	TB	In	Lg	B
Maguire	80	3437	43.0	38.7	6	21	68	0
BILLS	80	3437	43.0	38.7	6	21	68	0
OPP	76	3053	40.2	—	—	—	—	—

PUNT RETURNS	Ret	FC	Yds	Avg	Long	TD
Byrd	21	—	201	9.6	30	0
Rutkowski	11	—	127	11.5	33	0
Warner	1	—	16	16.0	16	0
Clarke	1	—	13	13.0	13	0
Hudlow	1	—	12	12.0	12	0
Saimes	0	—	1	1.0	1	0
BILLS	35	16	370	10.6	33	0
OPP	36	—	222	7.4	—	0

KICKOFF RETURNS	No.	Yds	Avg	Long	TD
Warner	32	825	26.5	102t	2
Rutkowski	5	97	19.4	23	0
Roberson	4	59	14.8	22	0
Hudlow	2	36	18.0	18	0
Maguire	1	5	5.0	5	0
Dunaway	1	0	0.0	0	0
BILLS	45	1022	22.7	102t	2
OPP	60	1449	24.2	—	0

**FIELD GOALS** 1-19 20-29 30-39 40-49 50+  
 Gogolak 10-10 8-9 9-15 1-8 0-4  
 BILLS 10-10 8-9 9-15 1-8 0-4  
 OPP 6-9 4-7 4-9 1-4 0-1

Gogolak:(34N,36G,30B)(28G,46N,18G,29B,18G)  
 (53N,33G,22G,27G,9G)(20G)(38G)  
 (48N,14G,13G,34G)(22G,38N)  
 (45N,31N,39G,55N)(28G,16G,32G)  
 (43N,36N,44B,37G)(12G,35N,22G)  
 (12G,12G,50N,50N,47G,34G,19G)(30G,22G)  
 (40B,42B)  
 OPPONENTS:(47N)(42N)(24G,23G)(36B,33G,2  
 5N)(22B,15G,19G)(38B,15B)(13B,33G,20G)  
 (16N,31G,30G,13G,8G)(29N)(35N,49N)(37N,  
 9G,14G)(31B,41G,52N)

## USUAL STARTERS

### OFFENSE

FL	46	Bo Roberson
LE	80	Charley Ferguson
LT	77	Stew Barber
LG	66	Billy Shaw
C	60	Dave Behrman
RG	50	Al Bemiller
RT	79	Dick Hudson
RE	82	Paul Costa (8)
	84	Ernie Warlick (6)
FB	33	Billy Joe
HB	30	Wray Carlton
QB	15	Jack Kemp

### DEFENSE

LE	72	Ron McDole
LT	78	Jim Dunaway
RT	70	Tom Sestak
RE	88	Tom Day
LLB	51	John Tracey
MLB	64	Harry Jacobs
RLB	58	Mike Stratton
LCB	24	Booker Edgersson
RCB	42	Butch Byrd
LB	45	Hagood Clarke
RS	26	George Saimes

PASSING	Att	Cmp	Yds	Cmp%	Yds/Att	TD	TD%	Int	Int%	Long	Sack/Lost	Rating
Kemp	391	179	2368	45.8	6.06	10	2.6	18	4.6	78t	—	54.8
Lamonica	70	29	376	41.4	5.37	3	4.3	6	8.6	74t	—	37.6
BILLS	461	208	2744	45.1	5.95	13	2.8	24	5.2	78t	29/283	52.2
OPPONENTS	502	227	3416	45.2	6.80	19	6.4	32	6.4	—	28/246	54.2





# 1966 SEASON STATISTICS

9-4-1 | 1ST IN AFL EAST | HEAD COACH JOE COLLIER

Date	W/L Score	Opponent	Attendance
9/4	L 7-27	at San Diego	27,572
9/11	L 20-42	Kansas City	42,023
9/18	W 58-24	Miami	37,546
9/25	W 27-20	Houston	42,256
10/2	W 29-14	at Kansas City	43,885
10/8	L 10-20	Boston	45,542
10/16	T 17-17	San Diego	45,169
10/30	W 33-23	at NY Jets	61,552
11/6	W 29-0	at Miami	37,177
11/13	W 14-3	NY Jets	45,738
11/20	W 42-20	at Houston	27,312
11/24	W 31-10	at Oakland	36,781
12/4	L 3-14	at Boston	39,350
12/18	W 38-21	Denver	40,583

## AFL CHAMPIONSHIP GAME

1/1	L 7-31	Kansas City	42,080
-----	--------	-------------	--------

	BUF	OPP
<b>TOTAL FIRST DOWNS</b>	255	192
Rushing	110	49
Passing	126	131
Penalty	19	12
3rd Down: Made/Att	—	—
3rd Down Pct.	—	—
4th Down: Made/Att	—	—
4th Down Pct.	—	—

## POSSESSION AVG.

	4748	4109
<b>TOTAL NET YARDS</b>		
Avg per Game	339.1	293.5
Total Plays	944	842
Avg per Play	5.0	4.9

	1892	1051
<b>NET YARDS RUSHING</b>		
Avg per Game	86.5	99.5
Total Rushes	455	344

	2856	3058
<b>NET YARDS PASSING</b>		
Avg per Game	204.0	218.4
Sacked/Yards Lost	16/144	32/249
Gross Yards	3000	3307
Att./Completions	473/199	466/205
Completion Pct.	42.1	44.0
Had Intercepted	21	29

<b>PUNTS/AVERAGE</b>	69/41.2	84/39.6
----------------------	---------	---------

<b>NET PUNTING AVG.</b>	34.5	—
-------------------------	------	---

<b>PENALTIES/YARDS</b>	62/637	55/546
------------------------	--------	--------

<b>FUMBLES/BALL LOST</b>	27/15	19/9
--------------------------	-------	------

	43	31
<b>TOUCHDOWNS</b>		
Rushing	19	6
Passing	15	22
Returns	9	3

SCORE BY PERIOD	Q1	Q2	Q3	Q4	OT	PTS
BILLS	47	127	74	110	0	358
OPPONENTS	75	53	34	93	0	255

SCORING	TD	Ru	Pa	Rt	K-PAT	FG	S	Pts
Lusteg	0	0	0	0	41/42	19/37	0	98
Burnett	8	4	4	0	0/0	0/0	0	0

Carlton	6	6	0	0	0/0	0/0	0	36
Kemp	5	5	0	0	0/0	0/0	0	32
Spikes	4	3	1	0	0/0	0/0	0	24
Costa	3	0	3	0	0/0	0/0	0	18
Crockett	3	0	3	0	0/0	0/0	0	18
Dubention	2	0	2	0	0/0	0/0	0	12
Rutkowski	2	0	1	1	0/0	0/0	0	12
Byrd	2	0	0	2	0/0	0/0	0	12
Janik	2	0	0	2	0/0	0/0	0	12
Lamonica	1	1	0	0	0/0	0/0	0	6
Ferguson	1	0	1	0	0/0	0/0	0	6
Clarke	1	0	0	1	0/0	0/0	0	6
Dunaway	1	0	0	1	0/0	0/0	0	6
Stratton	1	0	0	1	0/0	0/0	0	6
Warner	1	0	0	1	0/0	0/0	0	6
BILLS	43	19	15	9	41/42	19/37	1	358
OPP	31	6	22	3	28/28	13/23	2	255

2-Pt. Conversions: BILLS 0-1, OPPONENTS 1-3

**SACKS:** McDole 6.5, Sestak 5.0, Dunaway 3.5, Tracey 3.0, Day 2.0, Schottenheimer 2.0, Stratton 2.0, Costa 1.0, Jacobs 1.0, Janik 1.0, Others 5.0  
**BILLS:** 32.0  
**OPPONENTS:** 16.0

RUSHING	No.	Yds	Avg	Long	TD
Burnett	187	766	4.1	32	4
Carlton	156	696	4.5	23	6
Smith	31	148	4.8	20	0
Kemp	40	130	3.3	26	5
Spikes	28	119	4.3	36	3
Dubention	3	16	5.3	17	0
Lamonica	9	6	0.7	14	1
Costa	0	1	—	0	0
Rutkowski	1	10	10.0	10	0
BILLS	455	1892	4.1	36	19
OPP	344	1051	3.1	—	6

RECEIVING	No.	Yds	Avg	Long	TD
Dubention	50	747	14.9	44	2
Burnett	34	419	12.3	48	4
Crockett	31	533	17.2	53†	3
Costa	27	400	14.8	50	3
Carlton	21	280	13.3	55	0
Ferguson	16	293	18.3	32	1
Bass	10	130	13.0	19	0
Rutkowski	6	150	25.0	55	1
Spikes	2	45	22.5	27	1
O'Donnell	1	2	2.0	2	0
Smith	1	1	1.0	1	0
BILLS	199	3000	15.1	55	15
OPP	205	3307	16.1	—	22

INTERCEPTIONS	No.	Yds	Avg	Long	TD
Janik	8	136	17.0	37†	2
Byrd	6	110	18.3	60†	1
Clarke	5	118	23.6	66†	1
Stratton	3	37	12.3	23	0
Jacobs	2	15	7.5	15	0
Saimes	1	32	32.0	32	0
Schottenheimer	1	20	20.0	20	0
McDole	1	4	4.0	4	0
King	1	0	0.0	0	0
Tracey	1	0	0.0	0	0
BILLS	29	472	16.3	66†	4
OPP	21	303	14.4	65	1

PUNTING	No	Yds	Avg	Net	TB	In	Lg	B
Maguire	69	2841	41.2	34.5	8	14	61	0
BILLS	69	2841	41.2	34.5	8	14	61	0
OPP	84	3324	39.6	—	—	—	—	—

PUNT RETURNS	Ret	FC	Yds	Avg	Long	TD
Byrd	23	5	186	8.1	72†	1
Rutkowski	18	4	209	11.6	73†	1
Clarke	2	0	12	6.0	7	0
Stratton	0	0	4	2.0	4	0
BILLS	43	9	411	9.6	73†	2
OPP	20	21	301	15.1	—	2

KICKOFF RETURNS	No.	Yds	Avg	Long	TD
Warner	33	846	25.6	95†	1
Rutkowski	6	121	20.2	32	0
Mills	4	76	19.0	26	0
Ferguson	2	0	0.0	0	0
DeSutter	2	0	0.0	0	0
Prudhomme	1	16	16.0	16	0
Schmidt	1	2	2.0	2	0
Clarke	1	0	0.0	0	0
Maguire	1	0	0.0	0	0
O'Donnell	0	3	—	3	0
BILLS	51	1064	20.9	95†	1
OPP	65	1329	20.4	—	0

FIELD GOALS	1-19	20-29	30-39	40-49	50+
Lusteg	8-10	3-5	4-8	4-10	0-4
BILLS	8-10	3-5	4-8	4-10	0-4
OPP	3-3	2-3	5-6	3-9	0-2

Lusteg:[44B,42N]([22G,9G])([13G][50N,47G,32G][27G,16G,20G][33N,36N,37G,27N])([42N,34N,41G,23N][36G,10G,38G,17G])([44N,41N,51N,50N,44G,44G])([150N,47B])(19N,19G)([11G][39N,16G,15N])  
 OPPONENTS: (30G,10G)([24G][47G,35G,55N])([10G,47N,31G,50N][31G,42N][28G,49N][27N])([49N,43G,35B])(49G,35G)([8G][42N,41B])( )

USUAL STARTERS		
<b>OFFENSE</b>		
FL	44	Elbert Dubention
LE	83	Bobby Crockett
LT	77	Stew Barber
LG	66	Billy Shaw
C	50	Al Bemiller
RG	67	Joe O'Donnell
RT	79	Dick Hudson
RE	82	Paul Costa
FB	30	Wray Carlton
HB	21	Bobby Burnett
QB	15	Jack Kemp

DEFENSE		
LE	72	Ron McDole
LT	78	Jim Dunaway
RT	70	Tom Sestak
RE	88	Tom Day
LLB	51	John Tracey
MLB	64	Harry Jacobs
RLB	58	Mike Stratton
LCB	27	Tom Janik
RCB	42	Butch Byrd
LS	45	Hagood Clarke
RS	26	George Saimes

PASSING	Att	Cmp	Yds	Cmp%	Yds/Att	TD	TD%	Int	Int%	Long	Sack/Lost	Rating
Kemp	389	166	2451	42.7	6.30	11	2.8	16	4.1	55	—	56.2
Lamonica	84	33	549	39.3	6.54	4	4.8	5	5.9	55	—	53.1
BILLS	473	199	3000	42.1	6.34	15	3.2	21	4.4	55	16/144	55.6
OPPONENTS	466	205	3307	44.0	7.10	22	4.7	29	6.2	—	32/249	58.1



# 1967 SEASON STATISTICS

4-10 | T-3RD IN AFL EAST | HEAD COACH JOE COLLIER

Date	W/L Score	Opponent	Attendance
9/10	W 20-17	NY Jets	45,748
9/17	L 3-20	Houston	41,384
9/24	L 0-23	Boston	45,748
10/1	L 17-37	San Diego	39,310
10/8	W 17-16	at Denver	35,188
10/15	L 20-24	Oakland	45,758
10/29	L 3-10	at Houston	30,060
11/5	W 35-13	Miami	31,622
11/12	L 10-20	at NY Jets	62,671
11/19	L 20-21	Denver	30,891
11/26	L 14-17	at Miami	27,050
12/3	L 13-23	at Kansas City	41,943
12/9	W 44-16	at Boston	20,627
12/24	L 21-28	at Oakland	30,738

TOTAL FIRST DOWNS	203	201
Rushing	65	73
Passing	119	106
Penalty	19	22
3rd Down: Made/Att	—	—
3rd Down Pct.	—	—
4th Down: Made/Att	—	—
4th Down: Pct.	—	—

POSSESSION AVG. — —

TOTAL NET YARDS	3588	3447
Avg per Game	256.3	246.2
Total Plays	850	857
Avg per Play	4.2	4.0

NET YARDS RUSHING	1271	1622
Avg per Game	90.8	115.9
Total Rushes	371	437

NET YARDS PASSING	2317	1825
Avg per Game	165.5	130.4
Sacked/Yards Lost	45/446	43/366
Gross Yards	2763	2191
Att./Completions	434/183	377/162
Completion Pct.	42.2	43.0
Had Intercepted	34	27
Had Intercepted	29	33

PUNTS/AVERAGE 77/43.1 74/41.0

NET PUNTING AVG. 37.9 —

PENALTIES/YARDS 74/828 51/507

FUMBLES/BALL LOST 32/13 26/9

TOUCHDOWNS	27	33
Rushing	9	11
Passing	14	17
Returns	4	5

SCORE BY PERIOD	Q1	Q2	Q3	Q4	PTS
BILLS	61	61	47	68	237
OPPONENTS	50	105	49	81	285

SCORING	TD	Ru	Pa	Rt	K-PAT	FG	S	Pts
Mercer	0	0	0	0	25/26	16/28	0	73
Lincoln	9	4	5	0	0/0	0/0	0	54
Powell	4	0	4	0	0/0	0/0	0	24
Carlton	3	3	0	0	0/0	0/0	0	18
Kemp	2	2	0	0	*1	0/0	0	14
Costa	2	0	2	0	0/0	0/0	0	12
Janik	2	0	2	0	0/0	0/0	0	12
Masters	2	0	2	0	0/0	0/0	0	12
Leadbetter	1	0	1	0	0/0	0/0	0	6
Sestak	1	0	0	1	0/0	0/0	0	6
Schottenheimer	1	0	0	1	0/0	0/0	0	6
BILLS	27	9	14	4	25/26	16/28	237	
OPP	33	11	17	5	32/33	17/38	285	

\*2-Pt. Conversions: BILLS 1-1, OPPONENTS 0-0

SACKS: Dunaway 6.5, Sestak 6.5, Stratton 5.0, Tracey 4.5, Kindig 2.5, Prudhomme 2.5, Guidry 2.0, Frazier 1.0, McDole 1.0, Petrich 1.0, Meredith 0.5, Others 10.0  
BILLS: 43.0  
OPPONENTS: 45.0

RUSHING	No.	Yds	Avg	Long	TD
Lincoln	159	601	3.8	28	4
Carlton	107	467	4.4	21	3
Burnett	45	96	2.1	18	0
Bivins	15	58	3.9	43	0
Kemp	36	58	1.6	14	2
Spikes	4	9	2.3	6	0
Donaldson	3	-1	-0.3	2	0
Dubention	2	-17	-8.5	-1	0
BILLS	371	1271	3.4	43	9
OPP	437	1622	3.7	53	11

RECEIVING	No.	Yds	Avg	Long	TD
Lincoln	41	558	13.6	60†	5
Costa	39	726	18.6	63†	2
Dubention	25	384	15.4	42	0
Powell	20	346	17.3	37†	4
Masters	20	274	13.7	28	2
Burnett	11	114	10.4	38	0
Leadbetter	9	161	17.9	60	1
Carlton	9	97	10.8	24	0
Rutkowski	6	59	9.8	17	0
Donaldson	1	20	20.0	20	0
Tracey	1	15	15.0	15	0
Spikes	1	9	9.0	9	0
BILLS	183	2763	15.1	63†	14
OPP	162	2191	13.5	56	17

INTERCEPTIONS	No.	Yds	Avg	Long	TD
Janik	10	222	22.2	46	2
Byrd	5	25	5.0	12	0
Schottenheimer	3	88	29.3	45†	1
Edgerson	2	25	12.5	25	0
Saimes	2	14	7.0	14	0
Dunaway	1	8	8.0	8	0
Meredith	1	8	8.0	8	0
McDole	1	5	5.0	5	0
Stratton	1	3	3.0	3	0
Tracey	1	3	3.0	3	0
BILLS	27	401	14.9	46	3
OPP	34	554	16.3	—	2

PUNTING	No.	Yds	Avg	Net	TB	In	Lg	B
Maguire	77	3320	43.1	37.9	5	16	64	0
BILLS	77	3320	43.1	37.9	5	16	64	0
OPP	74	3032	41.0	—	—	—	—	—

PUNT RETURNS	Ret	FC	Yds	Avg	Long	TD
Byrd	30	5	142	4.7	19	0
Rutkowski	15	4	43	2.9	12	0
King	1	0	12	12.0	12	0
Edgerson	1	0	2	2.0	2	0
BILLS	47	9	199	4.2	19	0
OPP	33	—	301	9.1	—	0

KICKOFF RETURNS	No.	Yds	Avg	Long	TD
Bivins	16	380	23.8	55	0
Smith	16	346	21.6	64	0
King	12	316	26.3	38	0
Rutkowski	3	71	23.7	38	0
Meredith	3	0	0.0	0	0
Guidry	1	0	0.0	0	0
BILLS	51	1113	21.8	64	0
OPP	56	1292	23.1	—	0

FIELD GOALS	1-19	20-29	30-39	40-49	50+
Mercer	3-3	3-6	4-5	5-13	1-1
BILLS	3-3	3-6	4-5	5-13	1-1
OPP	3-6	6-10	5-7	3-12	0-3

Mercer: (46B,51G,43G)(47G,40N)(49N,20N,40N)(26G)(32G)( ) (47G,22N)( ) (48B,17G,36N)(42N,48N,43G,21G,44N,24N)( ) (35G,40G)(12G,11G,23G)(30G,39G)  
OPPONENTS: (17N,32G,40N,35N)(22G,42G)(33G,23G,49N,20B,44N,44N,45G)(13B,32G,30G,25G)(48N,47N,14B,42N,45N)(54N,31G,53N)(25G)(51N)(48G,14G,29B,26N)( ) (24B,17G)(17G,25G,20G)(40N)(38N)

## USUAL STARTERS

### OFFENSE

FL	44	Elbert Dubention
LE	84	Art Powell
LT	77	Stew Barber
LG	66	Billy Shaw
C	50	Al Bemiller
RG	67	Joe O'Donnell
RT	79	Dick Hudson
RE	82	Paul Costa
FB	30	Wray Carlton
HB	20	Keith Lincoln
QB	15	Jack Kemp

### DEFENSE

LE	72	Ron McDole
LT	78	Jim Dunaway
RT	70	Tom Sestak
RE	65	Remi Prudhomme
LLB	51	John Tracey
MLB	64	Harry Jacobs
RLB	58	Mike Stratton
LCB	24	Booker Edgerson
RCB	42	Butch Byrd
LS	27	Tom Janik
RS	26	George Saimes

PASSING	Att	Cmp	Yds	Cmp%	Yds/Att	TD	TD%	Int	Int%	Long	Sack/Lost	Rating
Kemp	369	161	2503	43.6	6.78	14	3.8	26	7.0	63†	—	50.0
Flores	64	22	260	34.4	4.06	0	0.0	8	12.5	59	—	8.1
Rutkowski	1	0	0	0.0	0.00	0	0.0	0	0.0	0	—	39.6
BILLS	434	183	2763	42.2	4.84	14	3.2	34	7.8	63†	45/446	41.9
OPPONENTS	377	162	2191	43.0	4.34	17	4.5	27	7.2	56	43/366	47.3



# 1968 SEASON STATISTICS

1-12-1 | 5TH IN AFL EAST | HEAD COACH JOHN RAUCH

Date	W/L Score	Opponent	Attendance
9/8	L 7-16	Boston	38,865
9/15	L 6-48	Oakland	43,056
9/22	L 23-34	at Cincinnati	24,405
9/29	W 37-35	NY Jets	38,044
10/5	L 7-18	Kansas City	40,748
10/12	T 14-14	at Miami	28,559
10/20	L 6-23	at Boston	21,082
10/27	L 7-30	Houston	34,339
11/3	L 21-25	at NY Jets	61,452
11/10	L 17-21	Miami	28,751
11/17	L 6-21	San Diego	27,993
11/24	L 32-34	at Denver	35,142
11/28	L 10-13	at Oakland	39,883
12/7	L 6-35	at Houston	34,110

BUF OPP

TOTAL FIRST DOWNS	159	210
Rushing	71	85
Passing	72	103
Penalty	16	22
3rd Down: Made/Att	—	—
3rd Down Pct.	—	—
4th Down: Made/Att	—	—
4th Down: Pct.	—	—

POSSESSION AVG.	—	—
TOTAL NET YARDS	3870	4225
Avg per Game	205.0	301.8
Total Plays	844	876
Avg per Play	3.4	4.8

NET YARDS RUSHING	1527	2021
Avg per Game	109.1	144.4
Total Rushes	400	505

NET YARDS PASSING	2689	2461
Avg per Game	95.9	157.4
Sacked/Yards Lost	39/391	31/273
Gross Yards	1741	2477
Att./Completions	405/168	340/143
Completion Pct.	41.5	42.1
Had Intercepted	28	22

PUNTS/AVERAGE	100/41.8	75/39.7
---------------	----------	---------

NET PUNTING AVG.	35.1	—
------------------	------	---

PENALTIES/YARDS	67/687	66/540
-----------------	--------	--------

FUMBLES/BALL LOST	23/14	24/13
-------------------	-------	-------

TOUCHDOWNS	22	41
Rushing	9	15
Passing	7	19
Returns	6	7

SCORE BY PERIOD	Q1	Q2	Q3	Q4	OT	PTS
BILLS	46	57	26	70	0	199
OPPONENTS	64	104	87	112	0	367

SCORING	TD	Ru	Pa	Rt	K-PAT	FG	S	PTS
Alford	0	0	0	0	15/15	14/24	0	57
McDermott	4	3	1	0	0/0	*1	0	26
Cappadonna	3	1	2	0	0/0	*1	0	20
Anderson	3	2	0	1	0/0	0/0	0	18

Costa	2	1	1	0	0/0	0/0	0	12
Edgerson	2	0	0	2	0/0	0/0	0	12
Moses	2	0	2	0	0/0	0/0	0	12
Byrd	1	0	0	1	0/0	0/0	0	6
Clarke	1	0	0	1	0/0	0/0	0	6
Gregory	1	1	0	0	0/0	0/0	0	6
Janik	1	0	0	1	0/0	0/0	0	6
Ledbetter	1	0	1	0	0/0	0/0	0	6
Rutkowski	1	1	0	0	0/0	0/0	0	6
Mercer	0	0	0	0	4/4	0/4	0	4
Guidry	0	0	0	0	0/0	0/0	1	2
BILLS	22	9	7	6	19/19	14/28	1	199
OPP	41	15	19	7	39/40	28/46	3	377

\*2-Pt. Conversions: BILLS 2-3, OPPONENTS 0-0

**SACKS:** McDole 5.5, Sestak 5.0, Stratton 4.5, Guidry 3.5, Dunaway 3.0, Jacobs 2.0, Saimes 2.0, Tatarek 2.0, Day 1.5, Janik 1.0, Schottenheimer 1.0  
**BILLS:** 31.0  
**OPPONENTS:** 39.0

RUSHING	No.	Yds	Avg	Long	TD
Anderson	147	525	3.6	45	2
Gregory	52	283	5.4	67	1
Cappadonna	73	272	3.7	33t	1
McDermott	47	102	2.2	17	3
Rutkowski	20	96	4.8	33	1
Lincoln	26	84	3.2	24	0
Masters	6	70	11.7	35	0
Brown	3	39	13.0	27	0
Stephenson	4	30	7.5	12	0
Costa	2	11	5.5	6t	1
Darragh	13	11	0.8	8	0
McGuire	1	6	6.0	6	0
Patrick	1	2	2.0	2	0
Moses	5	-4	-0.8	19	0
BILLS	400	1527	3.8	67	9
OPP	505	2021	4.0	—	15

RECEIVING	No.	Yds	Avg	Long	TD
Moses	42	633	15.1	55t	2
Trapp	24	235	9.8	27	0
Anderson	22	140	6.4	23	0
McDermott	20	115	5.8	37	1
Cappadonna	18	92	5.1	21t	2
Costa	15	172	11.5	27	1
Masters	8	101	12.6	21	0
Crockett	6	76	12.7	23	0
Gregory	5	21	4.2	8	0
Ledbetter	4	94	23.5	43	1
Rutkowski	1	27	27.0	27	0
Patrick	1	5	5.0	5	0
Lincoln	1	3	3.0	3	0
Bemiller	1	0	0.0	0	0
BILLS	168	1714	10.2	55t	7
OPP	143	2477	17.3	—	19

INTERCEPTIONS	No.	Yds	Avg	Long	TD
Byrd	6	76	12.7	53t	1
Janik	3	137	45.7	100t	1
Edgerson	4	100	25.0	45t	2
McDole	2	47	23.5	42	0
Saimes	2	36	18.0	19	0
Pitts	2	21	10.5	17	0
Schottenheimer	1	22	27.0	21	0
Guidry	1	21	21.0	21	0
Stratton	1	15	15.0	15	0
BILLS	22	475	21.6	100t	4
OPP	28	472	16.9	65	6

PUNTING	No.	Yds	Avg	Net	TB	In	Lg	B
Maguire	100	4175	41.8	35.1	7	24	61	1
BILLS	100	3471	41.8	35.1	7	24	61	1
OPP	75	2978	39.7	—	—	—	—	—

PUNT RETURNS	Ret	FC	Yds	Avg	Long	TD
Clarke	29	2	241	8.3	82t	1
Rutkowski	8	3	23	2.9	10	0
Trapp	5	0	26	5.2	11	0
Byrd	2	1	11	5.5	11	0
BILLS	44	6	301	6.8	82t	1
OPP	45	—	521	11.6	—	1

KICKOFF RETURNS	No.	Yds	Avg	Long	TD
Anderson	39	971	24.9	100t	1
Brown	12	274	22.8	32	0
Mitchell	5	98	19.6	24	0
Rutkowski	5	87	17.4	26	0
Costa	5	68	13.6	33	0
Ledbetter	0	18	18.0	18	0
McDermott	1	16	16.0	16	0
Maguire	1	5	5.0	5	0
Barber	1	0	0.0	0	0
BILLS	69	1537	22.3	100t	1
OPP	49	1062	21.7	—	0

FIELD GOALS	1-19	20-29	30-39	40-49	50+
Alford	4-4	5-5	2-5	1-8	1-2
Mercer	0-0	0-0	0-1	0-3	0-0
BILLS	4-4	5-5	2-6	1-11	1-2
OPP	11-11	7-8	9-12	1-10	0-5

Mercer: (42N,47B)(143N,38B)  
 Alford: (35G,41G,37G)(53G,20G,36N)(16G,11G)(45N)(32N)(22G)(25G,16G)(45N,45B,42N,18G)(41N,26G,52N,42N)(40N,28G,36G)  
 OPPONENTS: (10G,28G,30G)(44N,22G,9G)(11G,30B,39G,32N)(37N)(52B,51N,18G,12G,16G,15G)(41B)(39G,51N,20G,49N,16G)(39G,44B,22G,42N,19G)(26N,47B,32G,9G,32G,27G,35G,27G)(42N)(42N,25N,42G,12G)(50N,39G,50N,47N,33G)

## USUAL STARTERS

### OFFENSE

FL	25	Haven Moses
LE	28	Richard Trapp
LT	77	Stew Barber
LG	66	Billy Shaw
C	50	Al Bemiller
RG	61	Bob Kalsu
RT	62	Dick Cunningham
RE	82	Paul Costa
FB	36	Bob Cappadonna
HB	22	Max Anderson
QB	10	Dan Darragh

### DEFENSE

LE	72	Ron McDole
LT	78	Jim Dunaway
RT	70	Tom Sestak
RE	89	Tom Day
LLB	59	Paul Guidry
MLB	64	Harry Jacobs
RLB	58	Mike Stratton
LCB	24	Booker Edgerson
RCB	42	Butch Byrd
LS	26	George Saimes
RS	27	Tom Janik

PASSING	Att	Cmp	Yds	Cmp%	Yds/Att	TD	TD%	Int	Int%	Long	Sack/Lost	Rating
Darragh	215	92	917	42.8	4.27	3	1.4	14	6.5	41	—	33.0
Rutkowski	100	41	380	41.0	3.80	0	0.0	6	6.0	37	—	27.1
Stephenson	79	29	364	36.7	4.61	4	5.1	7	8.9	55t	—	31.8
McDermott	3	2	35	66.7	11.67	0	0.0	0	0.0	27	—	106.3
Flores	5	3	15	60.0	3.00	0	0.0	1	20.0	12	—	25.0
Russell	2	1	3	50.0	1.50	0	0.0	0	0.0	3	—	56.3
Anderson	1	0	0	0.0	0.00	0	0.0	0	0.0	0	—	39.6
BILLS	405	168	1714	41.5	4.23	7	1.7	28	6.9	55t	39/371	51.2
OPPONENTS	340	143	2477	42.1	7.29	19	5.6	22	6.5	—	31/273	39.2

# 1969 SEASON STATISTICS

4-10 | T-3RD IN AFL EAST | HEAD COACH JOHN RAUCH

Date	W/L	Score	Opponent	Attendance
9/14	L	19-33	NY Jets	46,165
9/21	L	3-17	Houston	40,146
9/28	W	41-28	Denver	40,302
10/5	L	14-28	at Houston	46,485
10/11	W	23-16	Boston	46,201
10/19	L	21-50	at Oakland	54,418
10/26	L	6-24	at Miami	39,837
11/2	L	7-29	Kansas City	45,844
11/9	L	6-16	at NY Jets	62,680
11/16	W	28-3	Miami	32,686
11/23	L	21-35	at Boston	25,584
11/30	W	16-13	Cincinnati	35,122
12/7	L	19-22	at Kansas City	47,112
12/14	L	6-45	at San Diego	47,582

TOTAL FIRST DOWNS	BUF	OPP
Rushing	224	236
Passing	83	106
Penalty	122	118
3rd Down: Made/Att	19	12
3rd Down Pct.	—	—
4th Down: Made/Att	—	—
4th Down: Pct.	—	—

POSSESSION AVG. — —

TOTAL NET YARDS	3867	4344
Avg per Game	276.2	310.3
Total Plays	868	852
Avg per Play	4.5	5.1

NET YARDS RUSHING	1522	1858
Avg per Game	108.7	132.7
Total Rushes	384	454

NET YARDS PASSING	2345	2476
Avg per Game	167.5	177.6
Sacked/Yards Lost	42/371	31/296
Gross Yards	2716	2772
Att./Completions	442/215	368/175
Completion Pct.	48.6	47.6
Had Intercepted	30	19

PUNTS/AVERAGE 78/44.5 62/42.7

NET PUNTING AVG. 37.5 —

PENALTIES/YARDS 67/632 71/719

FUMBLES/BALL LOST 35/21 25/19

TOUCHDOWNS	26	40
Rushing	7	17
Passing	17	21
Returns	2	2

SCORE BY PERIOD	Q1	Q2	Q3	Q4	OT	PTS
BILLS	46	47	77	60	0	230
OPPONENTS	84	106	52	117	0	359

SCORING	TD	Ru	Pa	Rt	K-PAT	FG	S	PTS
Alford	0	0	0	0	23/24	17/26	0	74
Moses	5	0	5	0	0/0	0/0	0	30
Briscoe	5	0	5	0	0/0	0/0	0	30
Simpson	5	2	3	0	0/0	0/0	0	30
Enyart	3	1	2	0	0/0	0/0	0	18
Patrick	3	3	0	0	0/0	0/0	0	18
Anderson	1	1	0	0	0/0	0/0	0	6
Byrd	1	0	1	0	0/0	0/0	0	6
Edgerson	1	0	0	1	0/0	0/0	0	6
Masters	1	0	1	0	0/0	0/0	0	6
Grate	1	0	1	0	0/0	0/0	0	6
BILLS	26	7	17	2	23/24	17/26	23	60
OPP	40	17	21	2	39/40	26/41	359	

2-Pt. Conversions: BILLS 0-2, OPPONENTS 0-0

SACKS: Tatarek 6.0, Stratton 5.5, McDole 5.0, McBeth 3.0, Saines 2.0, Chandler 1.0, Guidry 1.0, Harvey 1.0, Jacobs 1.0, Richardson 1.0, Dunaway 0.5, Others 4.0  
BILLS: 31.0  
OPPONENTS: 42.0

RUSHING	No.	Yds	Avg	Long	TD
Simpson	181	697	3.9	32	2
Patrick	83	361	4.3	72	3
Enyart	47	191	4.1	26	1
Kemp	37	124	3.4	13	0
Anderson	13	74	5.7	16	1
Harris	10	25	2.5	9	0
Ridlehuber	4	25	6.3	11	0
Darragh	6	14	2.3	8	0
Sherman	2	14	7.0	10	0
Masters	1	-3	-3.0	-3	0
BILLS	384	1522	4.0	72	7
OPP	454	1858	4.1	44t	17

RECEIVING	No.	Yds	Avg	Long	TD
Moses	39	752	19.3	55t	5
Patrick	35	229	6.5	19	0
Masters	33	387	11.7	31	1
Briscoe	32	532	16.6	50t	5
Simpson	30	343	11.4	55t	3
Enyart	19	186	9.8	32	2
Thornton	14	134	9.6	21	0
Anderson	7	65	9.3	22	0
Crockett	4	50	12.5	19	0
Grate	1	19	19.0	19t	1
James	1	19	19.0	19	0
BILLS	215	2716	12.6	55t	17
OPP	175	2772	15.8	62	21

INTERCEPTIONS	No.	Yds	Avg	Long	TD
Byrd	7	95	13.6	32	1
Saines	3	47	15.7	28	0
Guidry	2	39	19.5	39	0
Pitts	2	40	20.0	38	0
Richardson	2	17	8.5	17	0
Jacobs	2	13	6.5	12	0
Edgerson	1	0	0.0	0	0
BILLS	19	251	13.2	39	1
OPP	30	449	15.0	51	2

PUNTING	No.	Yds	Avg	Net	TB	In	Lg	B
Maguire	78	3471	44.5	37.5	4	19	78	1
BILLS	78	3471	44.5	37.5	4	19	78	1
OPP	62	2647	42.7	—	—	—	57	—

PUNT RETURNS	Ret	FC	Yds	Avg	Long	TD
Anderson	19	4	142	7.5	30	0
Byrd	7	2	37	5.3	32	0
Reeves	2	2	3	1.5	3	0
Ridlehuber	1	0	3	3.0	3	0
James	1	0	2	2.0	2	0
Richardson	1	0	0	0.0	0	0
BILLS	31	8	187	6.0	32	0
OPP	45	—	466	10.4	—	—

KICKOFF RETURNS	No.	Yds	Avg	Long	TD
Thornton	30	749	25.0	58	0
Simpson	21	529	25.2	73	0
Anderson	4	86	21.5	28	0
Crawford	3	74	24.7	31	0
Collins	2	14	7.0	14	0
Enyart	1	12	12.0	12	0
Harvey	1	11	11.0	11	0
BILLS	62	1475	23.8	73	0
OPP	55	1322	24.0	—	—

FIELD GOALS	1-19	20-29	30-39	40-49	50+
Alford	5-6	7-10	4-5	1-5	0-0
BILLS	5-6	7-10	4-5	1-5	0-0
OPP	5-5	9-11	6-9	5-14	1-2

Alford: (35G,10G)(14G)(39B,27G,30G)(44N)(24G,22G,22G)(114G,22N,9G)(45N)(13B,28N,43N,20G,29G)(1133G,24G,35G,24B)(16G,47N,44G)(1)  
OPPONENTS: (9G,26G,41G,45N,21G)(21G,23N)(30N)(54N,44B,40N,45N)(47N,32G,29N)(20G,36G)(12G)(47G,34G,37G,44G,18G)(37G,25G,47N,47G)(21G,37N)(49N,30N)(16G,26G,45N)(52G,8G,47G,20G,25G)(33G,48N)

## USUAL STARTERS

OFFENSE		
LT	77	Stew Barber
LG	66	Billy Shaw
C	50	Al Bemiller
RG	67	Joe O' Donnell
RT	79	Paul Costa
TE	87	Billy Masters
WR	25	Haven Moses
RB	30	Wayne Patrick
RB	32/33	OJ Simpson
QB	15	Jack Kemp
DEFENSE		
LE	72	Ron McDole
LT	78	Jim Dunaway
RT	71	Bob Tatarek
RE	76	Mike McBeth
LLB	59	Paul Guidry (8)
	52	Edgar Chandler (6)
MLB	64	Harry Jacobs
RLB	58	Mike Stratton
LCB	24	Booker Edgerson
RCB	42	Butch Byrd
LS	48	John Pitts
RS	26	George Saines (5)
	47	Pete Richardson (5)

PASSING	Att	Cmp	Yds	Cmp%	Yds/Att	TD	TD%	Int	Int%	Long	Sack/Lost	Rating
Kemp	344	170	1981	49.4	5.76	13	3.8	22	6.4	55t	21/187	53.2
Darragh	52	24	365	46.2	7.02	1	1.9	6	11.5	53	11/103	36.6
Harris	36	15	270	41.7	7.50	1	2.8	1	2.8	55	9/70	65.7
Flores	5	2	16	40.0	3.20	0	0.0	0	0.0	—	1/11	48.8
Sherman	2	2	20	100.0	10.00	1	50.0	0	0.0	19t	0/0	147.9
Ridlehuber	1	1	45	100.0	45.00	1	100.0	0	0.0	45t	0/0	158.3
Maguire	1	1	19	100.0	19.00	0	0.0	0	0.0	19	0/0	118.8
Briscoe	1	0	0	0.0	0.00	0	0.0	1	100.0	0	0/0	—
Anderson	1	0	0	0.0	0.00	0	0.0	0	0.0	0	0/0	39.6
BILLS	442	215	2716	48.6	6.14	17	3.8	30	6.8	55t	42/371	66.1
OPPONENTS	368	175	2772	47.6	7.53	21	5.7	19	5.2	62	31/296	70.6





# 1970 SEASON STATISTICS

3-10-1 | 4TH IN AFC EAST | HEAD COACH JOHN RAUCH

Date	W/L Score	Opponent	Attendance
9/20	L 10-25	Denver	34,882
9/27	L 0-19	Los Angeles	46,206
10/4	W 34-31	NY Jets	46,206
10/11	L 10-23	at Pittsburgh	42,140
10/18	L 14-33	Miami	41,312
10/25	W 10-6	at NY Jets	62,712
11/1	W 45-10	at Boston	31,148
11/8	L 14-43	Cincinnati	43,587
11/15	T 17-17	at Baltimore	60,240
11/22	L 13-31	at Chicago	41,015
11/29	L 10-14	Boston	31,427
12/6	L 6-20	at NY Giants	62,870
12/13	L 14-20	Baltimore	34,346
12/20	L 7-45	at Miami	70,990

BUF OPP

TOTAL FIRST DOWNS	203	213
Rushing	71	87
Passing	120	103
Penalty	12	23
3rd Down: Made/Att	—	—
3rd Down Pct.	—	—
4th Down: Made/Att	—	—
4th Down: Pct.	—	—

POSSESSION AVG. — —

TOTAL NET YARDS	3895	3806
Avg per Game	278.2	271.9
Total Plays	822	853
Avg per Play	4.7	4.5

NET YARDS RUSHING	1465	1718
Avg per Game	104.6	122.7
Total Rushes	367	484

NET YARDS PASSING	2430	2088
Avg per Game	173.6	149.1
Sacked/Yards Lost	53/486	31/246
Gross Yards	2916	2334
Att./Completions	402/213	338/157
Completion Pct.	53.0	46.4
Had Intercepted	26	11

PUNTS/AVERAGE	83/38.9	76/43.9
---------------	---------	---------

NET PUNTING AVG.	34.9	—
------------------	------	---

PENALTIES/YARDS	99/1108	73/814
-----------------	---------	--------

FUMBLES/BALL LOST	37/26	23/15
-------------------	-------	-------

TOUCHDOWNS	25	35
Rushing	8	16
Passing	13	15
Returns	4	4

SCORE BY PERIOD	Q1	Q2	Q3	Q4	OT	PTS
BILLS	54	70	21	59	0	204
OPPONENTS	67	96	84	90	0	337

SCORING	Td	Ru	Pa	Rt	K-PAT	FG	S	Pts
Guthrie	0	0	0	0	24/25	10/19	0	54
Briscoe	8	0	8	0	0/0	0/0	0	48
Simpson	6	5	0	1	0/0	0/0	0	36
Grate	2	0	2	0	0/0	0/0	0	12
Jones	2	1	0	1	0/0	0/0	0	12
Moses	2	0	2	0	0/0	0/0	0	12
Byrd	1	0	0	1	0/0	0/0	0	6
Chandler	1	0	0	1	0/0	0/0	0	6
Enyart	1	0	1	0	0/0	0/0	0	6
Pate	1	1	0	0	0/0	0/0	0	6
Patrick	1	1	0	0	0/0	0/0	0	6
BILLS	25	8	13	4	24/25	10/19	204	
OPP	35	16	15	4	35/35	30/46	337	

SACKS: Cowlings 5.0, Guidry 4.0, McDole 3.0, McBeth 2.0, Dunaway 1.5, Stratton 1.5, Chandler 1.0, McCaffrey 1.0, Richardson 1.0, Tatarek 1.0, Others 10.0  
 BILLS: 31.0  
 OPPONENTS 53.0

RUSHING	No.	Yds	Avg	Long	TD
Simpson	120	488	4.1	56t	5
Patrick	66	259	3.9	20	1
Shaw	39	210	5.4	20	0
Enyart	58	196	3.4	17	0
Pate	46	162	3.5	18	1
Jones	31	113	3.6	17	1
Darragh	1	26	26.0	26	0
Briscoe	3	19	6.3	11	0
Harris	3	-8	-2.7	1	0
BILLS	367	1465	4.0	56t	8
OPP	484	1718	3.5	53	16

RECEIVING	No.	Yds	Avg	Long	TD
Briscoe	57	1036	18.2	48	8
Moses	39	726	18.6	45	2
Enyart	35	235	6.7	37t	1
Pate	19	103	5.4	21	0
Patrick	16	142	8.9	38	0
Denney	14	201	14.4	31	0
Simpson	10	139	13.9	36	0
Jones	8	89	11.1	34	0
Grate	7	147	21.0	32	2
Alexander	4	51	12.8	16	0
Moss	2	31	15.5	22	0
Glosson	2	16	8.0	14	0
BILLS	213	2916	13.7	48	13
OPP	157	2334	14.9	72t	15

INTERCEPTIONS	No.	Yds	Avg	Long	TD
Richardson	5	46	9.2	22	0
Byrd	4	63	15.8	33	1
Chandler	1	59	59.0	59t	1
Pitts	1	11	11.0	11	0
BILLS	11	179	16.3	59t	2
OPP	26	334	12.8	86	0

PUNTING	No.	Yds	Avg	Net	Tb	In	Lg	B
Maguire	83	3228	38.9	34.9	2	13	58	1
BILLS	83	3228	38.9	34.9	2	13	58	1
OPP	76	3343	44.0	—	—	—	57	0

PUNT RETURNS	Ret	FC	Yds	Avg	Long	TD
Pharr	23	4	184	8.0	54	0
Hill	19	2	102	5.4	24	0
Allen	2	2	10	5.0	8	0
Alexander	1	1	2	2.0	2	0
BILLS	45	9	298	6.6	54	0
OPP	42	23	291	6.9	45	0

KICKOFF RETURNS	No.	Yds	Avg	Long	TD
Alexander	12	204	17.0	30	0
Hill	9	165	18.3	31	0
Simpson	7	333	47.6	95t	1
Jones	7	162	23.1	52t	1
Moss	6	131	21.8	56	0
Glosson	4	61	15.3	21	0
Enyart	3	60	20.0	22	0
Patrick	3	38	12.7	15	0
Collins	2	17	8.5	10	0
McCaffrey	2	15	7.5	8	0
Laster	2	8	4.0	8	0
Pate	1	21	21.0	21	0
Andrews	1	16	16.0	16	0
McBeth	1	7	7.0	7	0
Pharr	1	6	6.0	6	0
Costa	1	0	0.0	0	0
BILLS	62	1244	20.1	95t	2
OPP	46	1112	24.2	95t	1

FIELD GOALS	1-19	20-29	30-39	40-49	50+
Guthrie	3-3	3-4	2-3	1-4	1-5
BILLS	3-3	3-4	2-3	1-4	1-5
OPP	4-4	8-9	9-15	9-16	0-2

Guthrie: (16G)(1)(10G,40G)(52G,39N)(42N)(52N,46N,9G)(20G,47N)(23B)(36G,55N)(50N)(37G)(23G,28G,51N)(1)  
 OPPONENTS: (40N,27G,48G,31G)(21G,19G,46G,40N,21G,34N)(22G,44N,46N,45N,32N,38N)(29G,49G,51N,42G)(46G,42G,47G,30G)(50N,29G,33G)(32G,34N)(22G,30G,13G,34G,43)(28N,37N,17G)(36N,37G)(148N,43N,26G,15G)(32G,38G)(43G)

## USUAL STARTERS

### OFFENSE

WR	25	Haven Moses
LT	54	Howard Kindig (8)
	75	Art Laster (6)
LG	73	Richard Cheek
C	57	Frank Marchlewski
RG	67	Joe O'Connell
RT	79	Paul Costa
TE	84	Austin Denney
WR	86	Marlin Briscoe
RB	30	Wayne Patrick
RB	32	OJ Simpson
QB	16	Dennis Shaw

### DEFENSE

LE	72	Ron McDole
LT	78	Jim Dunaway
RT	65	Wadley Harvey
RE	82	Al Cowlings
LLB	59	Paul Guidry
MLB	52	Edgar Chandler
RLB	58	Mike Stratton
LCB	20	Robert James
RCB	42	Butch Byrd
LS	48	John Pitts
RS	47	Pete Richardson

PASSING	Att	Cmp	Yds	Cmp%	Yds/Att	TD	TD%	Int	Int%	Long	Sack/Lost	Rating
Shaw	321	178	2507	55.5	7.81	10	3.1	20	6.2	—	41/387	65.3
Harris	50	24	338	48.0	6.76	3	6.0	4	8.0	—	7/63	56.9
Darragh	29	11	71	37.9	2.45	0	0.0	2	6.9	—	5/36	17.5
Simpson	2	0	0	0.0	0.00	0	0.0	0	0.0	0	0/0	39.6
BILLS	402	213	2916	53.0	7.25	13	3.2	26	6.5	48	53/486	60.3
OPPONENTS	338	157	2334	46.4	6.91	15	4.4	11	3.3	72t	31/246	70.8



# 1971 SEASON STATISTICS

1-13 | 5TH IN AFC EAST | HEAD COACH HARVEY JOHNSON

Date	W/L Score	Opponent	Attendance
9/19	L 37-49	Dallas	46,206
9/26	L 14-29	Miami	45,139
10/3	L 0-19	at Minnesota	47,900
10/10	L 0-43	Baltimore	46,206
10/17	L 17-28	at NY Jets	61,498
10/23	L 3-20	at San Diego	49,261
10/31	L 23-28	St. Louis	40,040
11/7	L 0-34	at Miami	61,061
11/14	L 33-38	at New England	57,446
11/21	L 7-20	NY Jets	41,577
11/28	W 27-20	New England	27,166
12/5	L 0-24	at Baltimore	58,476
12/12	L 14-20	Houston	28,107
12/19	L 9-22	at Kansas City	48,121

TOTAL FIRST DOWNS	185	250
Rushing	68	135
Passing	96	101
Penalty	21	14
3rd Down: Made/Att	—	—
3rd Down Pct.	—	—
4th Down: Made/Att	—	—
4th Down: Pct.	—	—

POSSESSION AVG.	—	—
-----------------	---	---

TOTAL NET YARDS	3326	4604
Avg per Game	237.6	328.9
Total Plays	770	895
Avg per Play	4.3	5.1

NET YARDS RUSHING	1337	2496
Avg per Game	95.5	178.3
Total Rushes	320	562

NET YARDS PASSING	1989	2108
Avg per Game	142.1	150.6
Sacked/Yards Lost	49/421	30/225
Gross Yards	2410	2333
Att./Completions	401/202	303/157
Completion Pct.	50.4	51.8
Had Intercepted	32	11

PUNTS/AVERAGE	75/40.9	66/39.0
---------------	---------	---------

NET PUNTING AVG.	33.3	—
------------------	------	---

PENALTIES/YARDS	74/691	89/883
-----------------	--------	--------

FUMBLES/BALL LOST	33/16	17/11
-------------------	-------	-------

TOUCHDOWNS	21	45
Rushing	6	21
Passing	12	20
Returns	3	4

SCORE BY PERIOD	Q1	Q2	Q3	Q4	OT	PTS
BILLS	38	62	43	41	0	184
OPPONENTS	82	110	83	119	0	394

SCORING	TD	Ru	Pa	Rt	K-PAT	FG	S	Pts
Leyboldt	0	0	0	12	12	9/15	0	39
Briscoe	5	5	0	0/0	0/0	0/0	0	30
Simpson	5	5	0	0/0	0/0	0/0	0	30
Guthrie	0	0	0	8/9	3/10	0/0	0	17
I. Hill	2	0	1	0/0	0/0	0/0	0	12
J.D. Hill	2	0	2	0/0	0/0	0/0	0	12
Moses	2	0	2	0/0	0/0	0/0	0	12
James	1	0	0	1/0	0/0	0/0	0	6
G. Jones	1	0	1	0/0	0/0	0/0	0	6
Koy	1	0	1	0/0	0/0	0/0	0	6
Patrick	1	1	0	0/0	0/0	0/0	0	6
Wyatt	1	0	1	0/0	0/0	0/0	0	6
E. Chandler	0	0	0	0/0	0/0	0/0	1	2
BILLS	21	6	12	3	20/21	12/25	1	184
OPP	45	21	20	4	45/45	25/38	3	94

**SACKS:** Cowlings 7.5, Snowden 5.5, Guidry 5.0, Tatarek 4.0, McBeth 2.0, Andrews 1.5, Dunaway 1.0, Gant 1.0, Richardson 1.0, Hurston 0.5, Team 1.0  
**BILLS:** 30.0  
**OPPONENTS:** 49.0

RUSHING	No.	Yds	Avg	Long	TD
Simpson	183	742	4.1	46t	5
Patrick	79	332	4.2	41	1
Braxton	21	84	4.0	14	0
Shaw	14	82	5.9	12	0
G. Jones	16	53	3.3	11	0
Harris	6	42	7.0	13	0
J.D. Hill	1	2	2.0	2	0
BILLS	320	1337	4.2	46t	6
OPP	562	2496	4.4	45t	21

RECEIVING	No.	Yds	Avg	Long	TD
Briscoe	44	603	13.7	75t	5
Patrick	36	327	9.1	62	0
Moses	23	470	20.4	73t	2
Simpson	21	162	7.7	38	0
Braxton	18	141	7.8	25	0
G. Jones	16	113	7.1	21	1
White	13	130	10.0	21	0
J.D. Hill	11	216	19.6	47t	2
Koy	10	133	13.3	22	1
B. Chandler	5	60	12.0	20	0
I. Hill	5	55	11.0	26t	1
BILLS	202	2410	11.9	75t	12
OPP	157	2333	14.9	80t	20

INTERCEPTIONS	No.	Yds	Avg	Long	TD
James	4	25	6.3	25	0
Pitts	2	12	6.0	12	0
Wyatt	1	30	30.0	30	0
E. Chandler	1	13	13.0	13	0
Guidry	1	13	13.0	13	0
Andrews	1	0	0.0	0	0
Richardson	1	0	0.0	0	0
BILLS	11	93	8.5	30	0
OPP	32	418	13.1	53	3

PUNTING	No.	Yds	Avg	Net	Tb	In	Lg	B
S. Jones	72	2966	41.2	—	6	10	62	1
Chapple	3	101	33.7	—	0	0	47	0
BILLS	75	3067	40.9	33.3	6	10	62	1
OPP	66	2575	39.0	—	—	—	62	—

PUNT RETURNS	Ref	FC	Yds	Avg	Long	TD
I. Hill	14	2	133	9.5	68t	1
Wyatt	23	3	188	8.2	61t	1
Beamer	7	5	22	3.1	10	0
Allen	0	1	0	0.0	0	0
BILLS	44	11	343	7.8	68t	2
OPP	40	16	446	11.2	50	0

KICKOFF RETURNS	No.	Yds	Avg	Long	TD
Wyatt	30	762	25.4	39	0
Beamer	20	394	19.7	44	0
I. Hill	12	280	23.3	36	0
Braxton	5	90	18.0	28	0
Simpson	4	107	26.8	43	0
Kindig	2	16	8.0	8	0
G. Jones	1	24	24.0	24	0
BILLS	74	1673	22.6	44	0
OPP	42	971	23.1	60	0

FIELD GOALS	1-19	20-29	30-39	40-49	50+
Leyboldt	3-3	0-2	1-1	5-6	0-3
Guthrie	0-0	0-1	1-2	1-5	1-2
BILLS	3-3	0-3	2-3	1-1	1-5
OPP	7-7	3-5	4-11	6-14	0-1

Guthrie: (40G, 49N)(44N)(49B)(49N)(51G)(35N, 22B, 36G, 48N)  
 Leyboldt: ( ) (50N)(17G, 48G, 17G, 12G)(28N, 40N)(49N, 48G, 41G)(22N, 55B)( ) (45G, 31G, 49G)  
 OPPONENTS: ( ) (15G, 46G, 13G, 9G, 48G, 35B)(44B, 40G)(42G, 28G)(37N)(9G, 10G)(34B)(48G, 24G)(38G)(42N, 33N, 37G, 31G)(40G, 17G)(39N, 37N, 29N, 13G)(44G, 38N, 44G, 53N)(48G, 23G, 25N, 48G, 45G, 47N, 34G)

## USUAL STARTERS

OFFENSE		
WR	25	Haven Moses
LT	62	Lever Carr (7)
	68	Willie Young (7)
LG	61	Jim Reilly
C	51	Bruce Jarvis
RG	67	Joe O' Donnell (7)
	62	Lever Carr (7)
RT	74	Donnie Green
TE	80	Jan White
WR	86	Marlin Briscoe
RB	30	Wayne Patrick
RB	32	OJ Simpson
QB	16	Dennis Shaw

DEFENSE		
LE	82	Al Cowlings
LT	78	Jim Dunaway
RT	71	Bob Tatarek
RE	75	Cal Snowden
LLB	59	Paul Guidry
MLB	52	Edgar Chandler
RLB	56	Al Andrews
LCB	20	Robert James
RCB	41	Alvin Wyatt
LS	48	John Pitts
RS	47	Pete Richardson (7)
	21	Jackie Allen (7)

PASSING	Att	Cmp	Yds	Cmp%	Yds/Att	TD	TD%	Int	Int%	Long	Sack/Lost	Rating
Shaw	291	149	1813	51.2	6.23	11	3.8	26	8.9	75t	33/276	46.1
Harris	103	51	512	49.5	4.97	1	1.0	6	5.8	62	16/145	43.0
Briscoe	2	1	36	50.0	18.00	0	0.0	0	0.0	36	0/0	95.8
Braxton	3	1	49	33.3	16.33	0	0.0	0	0.0	49	0/0	81.9
Simpson	2	0	0	0.0	—	0	0.0	0	0.0	0	0/0	39.6
BILLS	401	202	2410	50.4	6.01	12	3.0	32	8.0	75t	49/421	45.8
OPPONENTS	303	157	2333	51.8	7.70	20	6.6	11	3.6	80t	30/225	84.0



# 1972 SEASON STATISTICS

4-9-1 | 4TH IN AFC EAST | HEAD COACH LOU SABAN

Date	W/L Score	Opponent	Attendance
9/17	L 24-41	NY Jets	46,206
9/24	W 27-20	San Francisco	45,845
10/1	L 0-17	Baltimore	46,206
10/8	W 38-14	New England	41,749
10/15	L 16-28	at Oakland	53,501
10/22	L 23-24	at Miami	80,010
10/29	L 21-38	Pittsburgh	45,882
11/5	L 16-30	Miami	46,206
11/12	L 3-41	at NY Jets	62,853
11/19	W 27-24	at New England	60,999
11/26	L 10-27	at Cleveland	70,104
12/3	L 7-35	at Baltimore	55,390
12/10	T 21-21	Detroit	41,583
12/17	W 24-17	at Washington	53,039

TOTAL FIRST DOWNS	BUF	OPP
Rushing	221	249
Passing	104	125
Penalty	98	95
3rd Down: Made/Att	19	29
3rd Down Pct.	69/198	78/186
4th Down: Made/Att	34.5	41.9
4th Down: Pct.	—	—

POSSESSION AVG.	—	—
-----------------	---	---

TOTAL NET YARDS	3733	4183
Avg per Game	266.6	298.8
Total Plays	877	862
Avg per Play	4.3	4.9

NET YARDS RUSHING	2132	2232
Avg per Game	152.3	159.4
Total Rushes	512	532

NET YARDS PASSING	1601	1951
Avg per Game	114.4	139.4
Sacked/Yards Lost	49/411	22/197
Gross Yards	2012	2148
Att./Completions	316/164	308/131
Completion Pct.	51.9	42.5
Had Intercepted	24	23

PUNTS/AVERAGE	80/38.8	65/39.5
---------------	---------	---------

NET PUNTING AVG.	33.7	—
------------------	------	---

PENALTIES/YARDS	87/900	78/685
-----------------	--------	--------

FUMBLES/BALL LOST	29/15	20/8
-------------------	-------	------

TOUCHDOWNS	30	47
Rushing	11	26
Passing	16	19
Returns	3	2

SCORE BY PERIOD	Q1	Q2	Q3	Q4	OT	PTS
BILLS	35	95	38	89	0	257
OPPONENTS	79	92	89	117	0	377

SCORING	TD	Ru	Pa	Rt	K-PAT	FG	S	Pts
Leyboldt	0	0	0	0	29/30	16/24	0	77
Braxton	6	5	1	0	0/0	0/0	0	36
Simpson	6	6	0	0	0/0	0/0	0	36
Hill	5	0	5	0	0/0	0/0	0	30
Chandler	5	0	5	0	0/0	0/0	0	30
White	2	0	2	0	0/0	0/0	0	12
Greene	1	0	0	1	0/0	0/0	0	6
Jackson	1	0	1	0	0/0	0/0	0	6
Lee	1	0	0	1	0/0	0/0	0	6
Moses	1	0	1	0	0/0	0/0	0	6
Patrick	1	0	1	0	0/0	0/0	0	6
Wyatt	1	0	0	1	0/0	0/0	0	6
BILLS	30	11	16	3	29/30	16/24	257	
OPP	47	26	19	2	47/47	16/27	377	

**SACKS:** Patulski 5.0, Cowlings 4.0, Croft 3.5, Guidry 3.0, Washington 2.5  
**Tyler 1.0, Wyatt 1.0, Greene 1.0, Lee 1.0**  
**BILLS: 22.0**  
**OPPONENTS: 49.0**

RUSHING	No.	Yds	Avg	Long	TD
Simpson	292	1251	4.3	94t	6
Braxton	116	453	3.9	21	5
Patrick	35	130	3.7	9	0
Shaw	35	138	3.9	16	0
Jackson	17	57	3.4	15	0
Chandler	3	27	9.0	16	0
Hart	5	19	3.8	16	0
Taliaferro	5	19	3.8	14	0
Jones	2	18	9.0	10	0
Hill	1	11	11.0	11	0
Koy	1	9	9.0	9	0
BILLS	512	2132	4.2	94t	11
OPP	532	2232	4.2	33	26

RECEIVING	No.	Yds	Avg	Long	TD
Hill	52	754	14.5	58t	5
Chandler	33	528	16.0	43t	5
Simpson	27	198	7.3	25	0
Braxton	24	232	9.7	25	1
White	12	148	12.3	18	2
Patrick	8	42	5.3	10	1
Moses	3	60	20.0	25t	1
Jackson	2	21	10.5	13t	1
Harrison	1	16	16.0	16	0
Koy	1	9	9.0	9	0
Washington	1	4	4.0	4	0
BILLS	164	2012	12.3	58t	16
OPP	131	2148	16.4	63t	19

INTERCEPTIONS	No.	Yds	Avg	Long	TD
Lee	6	155	25.8	61	1
Tyler	4	61	15.3	27	0
Wyatt	4	52	13.0	49t	1
Greene	3	45	15.0	39t	1
Farley	1	42	42.0	42	0
Pitts	1	10	10.0	10	0
Washington	1	4	4.0	4	0
Guidry	1	0	0.0	0	0
James	1	0	0.0	0	0
Stratton	1	0	0.0	0	0
BILLS	23	369	16.0	61	3
OPP	24	205	8.5	36	1

PUNTING	No	Yds	Avg	Net	TB	In	Lg	B
Jones	80	3104	38.8	33.7	4	15	67	1
BILLS	80	3104	38.8	33.7	4	15	67	1
OPP	65	2570	39.5	—	—	—	55	0

PUNT RETURNS	Ret	FC	Yds	Avg	Long	TD
Wyatt	11	5	85	7.7	27	0
Cole	7	6	35	5.0	12	0
Hill	4	1	24	6.0	12	0
Greene	2	4	18	9.0	9	0
Harrison	1	2	2	2.0	2	0
BILLS	25	18	164	6.6	27	0
OPP	39	16	329	8.4	65	1

KICKOFF RETURNS	No.	Yds	Avg	Long	TD
Wyatt	17	432	25.4	43	0
Cole	16	415	25.9	51	0
Greene	15	378	25.2	66	0
Koy	5	63	12.6	25	0
Selfridge	3	36	12.0	16	0
Hill	2	32	16.0	26	0
Simpson	1	21	21.0	21	0
Braxton	1	12	12.0	12	0
BILLS	60	1389	23.2	66	0
OPP	29	643	22.2	82	0

FIELD GOALS	1-19	20-29	30-39	40-49	50+
Leyboldt	2-2	4-5	6-7	4-9	0-1
BILLS	2-2	4-5	6-7	4-9	0-1
OPP	3-3	4-4	6-9	2-10	1-1

Leyboldt: (48G)(32G,22G,35N)(42G)(11N)  
 (47N,32G,31G,22G)(35G,34G,45G)(47N)  
 (27N,28G)(9G)(44G,45G)(38G)(51N)(43N,41N)  
 (23N)  
 OPPONENTS: (35G,11G)(47G,35N,20G)  
 (43N,30G,30N,45N)(1)(40N)(54G)(29G)  
 (33G,17G,16G)(26G,25G)(39N,36G)(33G,49G)  
 (48N,47N)(48N,43N)(35G,49N)

## USUAL STARTERS

OFFENSE		
WR	40	J.D. Hill
LT	78	Dave Foley
LG	67	Reggie McKenzie
C	68	Remi Prudhomme
RG	69	Robert Penchon
RT	74	Donnie Green
TE	80	Jan White
WR	81	Bob Chandler
RB	34	Jim Braxton
RB	32	OJ Simpson
QB	16	Dennis Shaw

## DEFENSE

LE	85	Walt Patulski
LT	72	Don Croft
RT	77	Jerry Patton
RE	82	Al Cowlings
LLB	59	Paul Guidry
MLB	63	Dick Cunningham (7)
	56	Ken Lee (6)
RLB	58	Mike Stratton
LCB	20	Robert James
RCB	43	Tony Greene
LS	42	Maurice Tyler
RS	47	Leon Garror

PASSING	Att	Cmp	Yds	Cmp%	Yds/Att	TD	TD%	Int	Int%	Long	Sack/Lost	Rating
Shaw	258	136	1666	52.7	6.45	14	5.4	17	6.6	58t	37/320	63.5
Taliaferro	33	16	176	48.5	5.33	1	3.0	4	12.1	24	6/48	35.2
Hart	15	6	53	40.0	3.53	0	0.0	3	20.0	13	5/32	10.6
Simpson	8	5	113	62.5	14.13	1	12.5	0	0.0	34	1/11	145.8
Jones	2	1	4	50.0	2.00	0	0.0	0	0.0	4	0/0	56.3
BILLS	316	164	2012	51.9	6.37	16	5.1	24	7.6	58t	49/411	57.1
OPPONENTS	308	131	2148	42.5	6.97	19	6.2	23	7.5	63t	22/197	56.0



# 1973 SEASON STATISTICS

9-5 | 2ND IN AFC EAST | HEAD COACH LOU SABAN

Date	W/L Score	Opponent	Attendance
9/16	W 31-13	at New England	56,119
9/23	L 7-34	at San Diego	47,588
9/30	W 9-7	NY Jets	77,425
10/7	W 27-26	Philadelphia	72,364
10/14	W 31-13	Baltimore	78,875
10/21	L 6-27	at Miami	65,241
10/29	W 23-14	Kansas City	76,071
11/4	L 0-13	at New Orleans	74,770
11/11	L 13-16	Cincinnati	76,927
11/18	L 0-17	Miami	77,138
11/25	W 24-17	at Baltimore	52,250
12/2	W 17-6	at Atlanta	54,607
12/9	W 37-13	New England	72,740
12/16	W 34-14	at NY Jets	47,740

TOTAL FIRST DOWNS	BUF	OPP
Rushing	219	231
Passing	152	101
Penalty	60	112
3rd Down: Made/Att	7	18
3rd Down Pct.	77/195	65/185
4th Down: Made/Att	39.5	35.1
4th Down: Pct.	—	—

POSSESSION AVG.	—	—
TOTAL NET YARDS	4085	3915
Avg per Game	291.8	279.6
Total Plays	849	855
Avg per Play	4.8	4.6

NET YARDS RUSHING	3088	1797
Avg per Game	220.6	128.4
Total Rushes	605	455

NET YARDS PASSING	997	2118
Avg per Game	71.2	151.3
Sacked/Yards Lost	31/239	32/276
Gross Yards	1236	2394
Att./Completions	213/96	368/166
Completion Pct.	45.1	45.1
Had Intercepted	14	14

PUNTS/AVERAGE	66/40.3	63/39.8
---------------	---------	---------

NET PUNTING AVG.	34.7	—
------------------	------	---

PENALTIES/YARDS	75/744	53/485
-----------------	--------	--------

FUMBLES/BALL LOST	27/13	30/19
-------------------	-------	-------

TOUCHDOWNS	28	25
Rushing	20	11
Passing	4	12
Returns	4	2

SCORE BY PERIOD	Q1	Q2	Q3	Q4	OT	PTS
BILLS	64	71	61	63	0	259
OPPONENTS	58	84	38	50	0	230

SCORING	TD	Ru	Pa	Rt	K-PAT	FG	S	Pts
Leyboldt	0	0	0	27	27	21/30	0	90
Simpson	12	12	0	0/0	0/0	0/0	0	72
Braxton	4	4	0	0/0	0/0	0/0	0	24
Chandler	3	0	3	0/1	0/0	0/0	0	19
Watkins	3	2	1	0/0	0/0	0/0	0	18
Ferguson	2	2	0	0/0	0/0	0/0	0	12
Francis	2	0	2	0/0	0/0	0/0	0	12
Cahill	1	0	0	0/0	0/0	0/0	0	6
Harrison	1	0	0	0/0	0/0	0/0	0	6
BILLS	28	20	4	4	28/28	21/30	259	
OPP	25	11	2	2	23/25	19/34	230	

**SACKS:** Edwards 8.5, Patulski 7.0, Patton 6.0, Kadish 3.5, Winans 2.0, Hagen 1.0, Lewis 1.0, Okoniewski 1.0, Skorupan 1.0, Others 1.0  
**BILLS:** 32.0  
**OPPONENTS:** 31.0

RUSHING	No.	Yds	Avg	Long	TD
Simpson	332	2003	6.0	80t	12
Braxton	108	494	4.6	36	4
Watkins	98	414	4.2	17	2
Ferguson	48	147	3.1	24	2
Van Valkenberg	2	20	10.0	12	0
Cornell	4	13	3.3	7	0
Steve Jones	3	9	3.0	7	0
Shaw	4	2	0.5	1	0
Spike Jones	1	0	0.0	0	0
Chandler	5	-14	-2.8	18	0
BILLS	605	3088	5.1	80t	20
OPP	455	1797	3.9	45	11

RECEIVING	No.	Yds	Avg	Long	TD
Chandler	30	427	14.2	37t	3
Hill	29	422	14.6	42	0
Watkins	12	86	7.2	20	1
Seymour	10	114	11.4	22	0
Braxton	6	101	16.8	37	0
Simpson	6	70	11.7	24	0
R. Jarvis	1	12	12.0	12	0
Van Valkenberg	1	7	7.0	7	0
Ferguson	1	-3	-3.0	-3	0
BILLS	96	1236	12.9	42	4
OPP	166	2394	14.5	64	12

INTERCEPTIONS	No.	Yds	Avg	Long	TD
Harrison	5	117	23.4	38	1
Cheyunski	3	31	10.3	31	0
Kellerman	2	23	11.5	19	0
Walker	1	22	22.0	22	0
Garror	1	0	0.0	0	0
Greene	1	0	0.0	0	0
James	1	0	0.0	0	0
Stone	0	31	—	31	0
BILLS	14	224	16.0	38	1
OPP	14	149	10.6	25	0

PUNTING	No.	Yds	Avg	Net	TB	In	Lg	B
Spike Jones	66	2660	40.3	34.7	3	15	62	0
BILLS	66	2660	40.3	34.7	3	15	62	0
OPP	63	2507	39.8	—	—	—	60	1

PUNT RETURNS	Ref	FC	Yds	Avg	Long	TD
Walker	25	4	210	8.4	23	0
Cahill	4	1	71	17.8	51t	1
Chandler	2	4	5	2.5	3	0
Hill	1	0	-9	-9.0	-9	0
BILLS	32	9	277	8.7	51t	1
OPP	34	19	312	9.2	72t	1

KICKOFF RETURNS	No.	Yds	Avg	Long	TD
Francis	23	687	29.9	101t	2
Cahill	2	42	21.0	24	0
Steve Jones	6	116	19.3	22	0
Watkins	1	18	18.0	18	0
R. Jarvis	5	84	16.8	25	0
Parker	1	16	16.0	16	0
Greene	1	7	7.0	7	0
Carnell	1	2	2.0	2	0
Branton	1	0	0.0	0	0
Van Valkenberg	1	0	0.0	0	0
BILLS	42	972	23.1	101t	2
OPP	44	934	21.2	101t	1

FIELD GOALS	1-19	20-29	30-39	40-49	50+
Leyboldt	7-7	3-5	5-6	4-8	2-4
BILLS	7-7	3-5	5-6	4-8	2-4
OPP	6-6	6-9	4-7	2-8	1-4

Leyboldt: (44N,48G)(41N)(42N,39N,20G,42G)(12G,47G)(52G)(11G,54N,50G)(52N,31G,17G,8G,41N)( ) (21G,39G)(23G)(36G,25N,20G,45N)(34G,34G,19G)(12G,11G)  
 OPPONENTS: (53N)(49N,23N)(39N)(51G,22G,14G,54N,19G,26N)(19G,22G)(28G,47G)( ) (50N,42G,47N,24G)(35G,36G,47N,33G,33N)(39G,41N,39N)(49N,43N,23N,27G)(26G,16G)(14G,12G)( )

## USUAL STARTERS

OFFENSE		
WR	40	J.D. Hill
LT	78	Dave Foley
LG	67	Reggie McKenzie
C	51	Bruce Jarvis (8)
	53	Mike Montler (6)
RG	68	Joe DeLamielleure
RT	74	Donnie Green
TE	87	Paul Seymour
WR	81	Bob Chandler
RB	38	Larry Watkins
RB	32	OJ Simpson
QB	12	Joe Ferguson

## DEFENSE

LE	85	Walt Patulski
LT	77	Jerry Patton
RT	71	Mike Kadish
RE	73	Earl Edwards
LLB	55	John Skorupan
MLB	50	Jim Cheyunski
RLB	56	Richard Lewis
LCB	20	Robert James
RCB	28	Dwight Harrison
LS	24	Ernie Kellerman
RS	43	Tony Greene

PASSING	Att	Cmp	Yds	Cmp%	Yds/Att	TD	TD%	Int	Int%	Long	Sack/Lost	Rating
Ferguson	164	73	939	44.5	5.73	4	2.4	10	6.1	42	20/164	45.6
Shaw	46	22	300	47.8	6.52	0	0.0	4	8.7	40	11/75	32.8
Simpson	2	1	-3	50.0	-1.50	0	0.0	0	0.0	-3	0/0	56.3
Chandler	1	0	0	0.0	0.00	0	0.0	0	0.0	0	0/0	39.6
BILLS	213	96	1236	45.1	5.80	4	1.9	14	6.6	42	31/239	42.7
OPPONENTS	368	166	2394	45.1	6.51	12	3.3	14	3.8	64	32/276	62.0





# 1974 SEASON STATISTICS

9-5 | 2ND IN AFC EAST | HEAD COACH LOU SABAN

Date	W/L Score	Opponent	Attendance
9/16	W 21-20	Oakland	79,876
9/22	L 16-24	Miami	78,990
9/29	W 16-12	NY Jets	76,978
10/6	W 27-7	at Green Bay	56,267
10/13	W 27-14	at Baltimore	40,626
10/20	W 30-28	New England	78,935
10/27	W 16-6	Chicago	77,910
11/3	W 29-28	at New England	58,932
11/10	L 9-21	Houston	79,223
11/17	L 28-35	at Miami	69,313
11/24	W 15-10	at Cleveland	66,504
12/1	W 6-0	Baltimore	75,325
12/8	L 10-20	at NY Jets	32,805
12/15	L 14-19	at Los Angeles	84,324

**AFC DIVISIONAL PLAYOFF**  
 12/22 L 14-32 at Pittsburgh 48,321

	BUF	OPP
<b>TOTAL FIRST DOWNS</b>	220	219
Rushing	118	96
Passing	85	97
Penalty	17	26
3rd Down: Made/Att	68/184	77/199
3rd Down Pct.	37.0	38.7
4th Down: Made/Att	—	—
4th Down: Pct.	—	—

**POSSESSION AVG.** — —

	3586	3474
<b>TOTAL NET YARDS</b>		
Avg per Game	256.0	248.1
Total Plays	829	833
Avg per Play	4.3	4.2

	2094	1854
<b>NET YARDS RUSHING</b>		
Avg per Game	149.9	132.4
Total Rushes	545	491

	1492	1611
<b>NET YARDS PASSING</b>		
Avg per Game	106.6	115.7
Sacked/Yards Lost	33/236	32/287
Gross Yards	1728	1898
Att./Completions	251/128	311/146
Completion Pct.	51.0	46.9
Had Intercepted	15	20

**PUNTS/AVERAGE** 69/40.6 77/37.1

**NET PUNTING AVG.** 32.2 —

**PENALTIES/YARDS** 79/706 63/592

**FUMBLES/BALL LOST** 32/14 26/11

	30	32
<b>TOUCHDOWNS</b>		
Rushing	11	19
Passing	14	11
Returns	5	2

SCORE BY PERIOD		Q1	Q2	Q3	Q4	OT	PTS
BILLS		53	84	37	90	0	264
OPP		28	64	77	75	0	244

SCORING	TD	Ru	Pa	Rt	K-PAT	FG	S	Pts
Leyboldt	0	0	0	0	25/29	19/33	0	82
Hill	6	0	6	0	0/0	0/0	0	36
Rashad	6	0	4	2	0/0	0/0	0	36
Braxton	4	4	0	0	0/0	0/0	0	24
Simpson	4	3	1	0	0/0	0/0	0	24
Ferguson	2	2	0	0	0/0	0/0	0	12
Washington	2	0	0	2	0/0	0/0	0	12
Watkins	2	2	0	0	0/0	0/0	0	12
Chandler	1	0	1	0	0/0	0/0	0	6
Craig	1	0	0	1	0/0	0/0	0	6
Kadish	0	0	0	0	0/0	0/0	1	2
BILLS	30	11	14	5	25/30	19/33	1	264
OPP	32	19	11	2	28/32	8/15	2	244

**SACKS:** Kadish 7.5, Edwards 6.5, Patulski 5.5, Costa 2.5, Allen 2.0, Cornell 2.0, Washington 1.5, Craig 1.5, Cheyuski 1.0, Team 2.0  
**BILLS:** 33.0  
**OPPONENTS:** 33.0

RUSHING	No.	Yds	Avg	Long	TD
Simpson	270	1125	4.2	41†	3
Braxton	146	543	3.7	21†	4
Watkins	41	170	4.1	13	2
Ferguson	54	111	2.1	15	2
Calhoun	21	88	4.2	15	0
Hayman	7	31	4.4	8	0
Marangi	4	20	5.0	16	0
Mosley	2	6	3.0	4	0
BILLS	545	2094	3.9	41†	11
OPP	490	1869	3.8	75†	19

RECEIVING	No.	Yds	Avg	Long	TD
Rashad	36	433	12.0	29	4
Hill	32	572	17.9	55†	6
Braxton	18	171	9.5	15	0
Seymour	15	246	16.4	40†	2
Simpson	15	189	12.6	29†	1
Chandler	7	88	12.6	21	1
Calhoun	2	10	5.0	7	0
Jenkins	1	12	12.0	12	0
Watkins	1	7	7.0	7	0
Green	1	0	0.0	0	0
BILLS	128	1728	13.5	55†	14
OPP	146	1898	13.0	54	11

INTERCEPTIONS	No.	Yds	Avg	Long	TD
Greene	9	157	17.4	38	0
James	3	13	4.3	8	0
Washington	2	72	36.0	72†	1
Craig	1	55	55.0	55†	1
Krakau	1	37	37.0	37	0
Lewis	1	33	33.0	33	0
Harrison	1	24	24.0	24	0
Allen	1	16	16.0	16	0
Cheyuski	1	6	6.0	6	0
BILLS	20	413	20.7	72†	2
OPP	15	183	12.2	67†	1

PUNTING	No.	Yds	Avg	Net	TB	In	Lg	B
Bateman	34	1494	43.9	—	2	8	66	0
Jones	35	1305	37.3	—	6	10	56	0
BILLS	69	2799	40.6	32.2	8	18	66	0
OPP	77	2856	37.1	—	—	—	60	0

PUNT RETURNS	Ref	FC	Yds	Avg	Long	TD
Walker	43	2	384	8.9	52	0
Cahill	10	1	62	6.2	15	0
Hayman	2	0	13	6.5	11	0
Kern	1	0	1	1.0	1	0
Greene	0	1	—	—	—	0
BILLS	56	4	460	8.2	52	0
OPP	45	0	416	9.2	48	0

KICKOFF RETURNS	No.	Yds	Avg	Long	TD
Francis	37	947	25.6	74	0
Calhoun	6	90	15.0	25	0
Cornell	3	45	15.0	20	0
Cahill	1	26	26.0	26	0
Walker	1	20	20.0	20	0
Craig	1	0	0.0	0	0
Rashad	1	0	0.0	0	0
BILLS	50	1128	22.6	74	0
OPP	58	1349	23.2	53	0

FIELD GOALS	1-19	20-29	30-39	40-49	50+
Leyboldt	0-0	8-10	6-9	5-12	0-2
BILLS	0-0	8-10	6-9	5-12	0-2
OPP	0-0	3-3	2-2	3-7	0-3

Leyboldt: (47N, 46N)(22G, 23N)(21G)(48N)  
 (28G, 29N, 33G, 35N)(35G)(47G, 55N, 36N, 25G, 36G)  
 (45G, 20G, 46N, 47G)(32G, 28G, 48N, 22G)(40N, 58N)  
 (41G, 42G)(20G, 31G)(34N, 40N, 36G)( )  
**OPPONENTS:** (34G, 41G, 50N)(22G)(31G, 40G)(47N)  
 (42N)( ) (42G, 28G)(47N, 46N)( ) (54N)(31G)(52N)( ) ( )

**USUAL STARTERS**

**OFFENSE**

WR	40	J.D. Hill
LT	78	Dave Foley
LG	67	Reggie McKenzie
C	53	Mike Montler
RG	68	Joe DeLamielleure
RT	74	Donnie Green
TE	87	Paul Seymour
WR	27	Ahmad Rashad
RB	34	Jim Braxton
RB	32	OJ Simpson
QB	12	Joe Ferguson

**DEFENSE**

LE	85	Walt Patulski
LT	71	Mike Kadish
RT	73	Earl Edwards
RE	64	Dave Costa
LLB	86	Dave Washington (8)
	55	John Skorupan (6)
MLB	50	Jim Cheyuski
RLB	59	Doug Allen (8)
	56	Richard Lewis (6)
LCB	20	Robert James
RCB	28	Dwight Harrison
LS	42	Neal Craig
RS	43	Tony Greene

PASSING	Att	Cmp	Yds	Cmp%	Yds/Att	TD	TD%	Int	Int%	Long	Sack/Lost	Rating
Ferguson	232	119	1588	51.3	6.84	12	5.2	12	5.2	55†	32/235	69.0
Marangi	18	9	140	50.0	7.78	2	11.1	3	16.7	44†	1/1	73.6
Simpson	1	0	0	0.0	0.00	0	0.0	0	0.0	0	0/0	39.6
BILLS	251	128	1728	51.0	6.88	14	5.7	15	6.0	55†	33/236	67.3
OPPONENTS	311	146	1898	46.9	6.10	11	3.5	30	6.4	54	32/278	51.6



# 1975 SEASON STATISTICS

8-6 | 3RD IN AFC EAST | HEAD COACH LOU SABAN

Date	W/L Score	Opponent	Attendance
9/21	W 42-14	NY Jets	77,895
9/28	W 30-21	at Pittsburgh	49,348
10/5	W 38-14	Denver	79,864
10/12	W 38-31	at Baltimore	43,907
10/20	L 14-17	NY Giants	79,518
10/26	L 30-35	Miami	79,141
11/2	W 24-23	at NY Jets	58,343
11/9	L 35-42	Baltimore	77,320
11/17	L 24-33	at Cincinnati	56,666
11/23	W 45-31	New England	65,655
11/27	W 32-14	at St. Louis	41,899
12/7	L 21-31	at Miami	78,701
12/14	W 34-14	at New England	58,393
12/20	L 13-35	Minnesota	54,993

TOTAL FIRST DOWNS	318	300
Rushing	162	124
Passing	132	151
Penalty	24	25
3rd Down: Made/Att	98/197	87/190
3rd Down Pct.	49.7	45.8
4th Down: Made/Att	—	—
4th Down: Pct.	—	—

POSSESSION AVG. — —

TOTAL NET YARDS	5467	5073
Avg per Game	390.5	362.4
Total Plays	964	940
Avg per Play	5.7	5.4

NET YARDS RUSHING	2974	1993
Avg per Game	212.4	142.4
Total Rushes	588	480

NET YARDS PASSING	2493	3080
Avg per Game	178.1	220.0
Sacked/Yards Lost	22/168	30/275
Gross Yards	2661	3355
Att./Completions	354/182	431/237
Completion Pct.	51.4	55.0
Had Intercepted	19	25

PUNTS/AVERAGE 61/41.6 59/40.7

NET PUNTING AVG. 35.0 —

PENALTIES/YARDS 90/748 80/651

FUMBLES/BALL LOST 24/15 42/20

TOUCHDOWNS	57	47
Rushing	26	21
Passing	28	25
Returns	3	1

SCORE BY PERIOD	Q1	Q2	Q3	Q4	OT	PTS
BILLS	97	121	112	90	0	420
OPPONENTS	65	132	62	96	0	355

SCORING	TD	Ru	Pa	Rt	K-PAT	FG	S	Pts
Simpson	23	16	7	0	0/0	0/0	0	138
Braxton	13	9	4	0	0/0	0/0	0	78
Leypoldt	0	0	0	0	51/57	9/16	0	78
Hill	7	0	7	0	0/0	0/0	0	42
Chandler	6	0	6	0	0/0	0/0	0	36
Gant	2	0	2	0	0/0	0/0	0	12
Ferguson	1	0	0	0	0/0	0/0	0	6
Freeman	1	0	0	0	0/0	0/0	0	6
Holland	1	0	0	0	0/0	0/0	0	6
Kadish	1	0	0	0	0/0	0/0	0	6
Seymour	1	0	0	0	0/0	0/0	0	6
Toomay	1	0	0	0	0/0	0/0	0	6
BILLS	57	26	28	3	51/57	9/16	420	
OPP	47	21	25	1	46/47	9/16	355	

SACKS: Toomay 6.0, Edwards 5.0, Kadish 4.0, Patulski 4.0, Craft 3.0, Skorupan 3.0, Winans 2.0, Cornell 1.5, Ruud 1.0, Yeates 0.5  
BILLS: 30.0  
OPP: 22.0

RUSHING	No.	Yds	Avg	Long	TD
Simpson	329	1817	5.5	88†	16
Braxton	186	823	4.4	29	9
Ferguson	23	82	3.6	17	1
Calhoun	19	80	4.2	11	0
Marangi	7	78	11.1	30	0
Washington	9	49	5.4	9	0
Hayman	10	30	3.0	7	0
Haslerig	2	9	4.5	7	0
Chandler	2	5	2.5	5	0
Hill	1	1	1.0	1	0
BILLS	588	2974	5.1	88†	26
OPP	480	1993	4.2	56	21

RECEIVING	No.	Yds	Avg	Long	TD
Chandler	55	746	13.6	35	6
Hill	36	667	18.5	77†	7
Simpson	28	426	15.2	64†	7
Braxton	26	282	10.8	32	4
Seymour	19	268	14.1	32	1
Gant	9	107	11.9	19†	2
Holland	7	144	20.6	63	1
Washington	2	21	10.5	15	0
BILLS	182	2661	14.6	77†	28
OPP	237	3355	14.2	89†	25

INTERCEPTIONS	No.	Yds	Avg	Long	TD
Harrison	8	99	12.4	40	0
Greene	6	81	13.5	37	0
Jones	3	13	4.3	13	0
Thomas	2	74	37.0	58	0
Freeman	2	44	22.0	30†	1
Toomay	1	44	44.0	44†	1
Ford	1	19	19.0	19	0
Krakau	1	2	2.0	2	0
Skorupan	1	0	0.0	0	0
BILLS	25	376	15.0	58	2
OPP	19	262	13.8	54	0

PUNTING	No.	Yds	Avg	Net	TB	In	Lg	B
Bateman	61	2536	41.6	35.0	11	15	74	2
BILLS	61	2536	41.6	35.0	11	15	74	2
OPP	59	2399	40.7	—	—	—	71	0

PUNT RETURNS	Ref	FC	Yds	Avg	Long	TD
Hayman	25	8	216	8.6	30	0
Holland	7	5	53	7.6	13	0
Jones	1	1	9	9.0	9	0
BILLS	33	14	278	8.4	30	0
OPP	29	7	179	6.2	24	0

KICKOFF RETURNS	No.	Yds	Avg	Long	TD
Washington	35	923	26.4	59	0
Hayman	8	179	22.4	34	0
McKinney	6	151	25.2	37	0
Schnarr	4	80	20.0	27	0
Holland	4	67	16.8	25	0
Cornell	3	38	12.7	16	0
McKenzie	1	15	15.0	15	0
Ruud	1	4	4.0	4	0
BILLS	62	1457	23.5	59	0
OPP	64	1496	23.4	74	0

FIELD GOALS	1-19	20-29	30-39	40-49	50+
Leypoldt	0-1	1-1	5-6	3-7	0-1
BILLS	0-1	1-1	5-6	3-7	0-1
OPP	2-2	3-3	2-4	2-7	0-0

Leypoldt: ( ) [37G] [39G] [44G] [19N, 50N] [45G, 45N] [40G] ( ) [28G] [28G, 43N] [47N, 30G, 33G] ( ) [31N] [42N]  
OPPONENTS: ( ) [42N] ( ) [39N, 19G] [40N, 47N, 37G] ( ) [42G, 41G, 31G] ( ) [37N, 28G, 18G] [42N, 34G] [48N] [20G] ( ) ( )

## USUAL STARTERS

OFFENSE		
WR	81	Bob Chandler
LT	78	Dave Foley
LG	67	Reggie McKenzie
C	53	Mike Montler
RG	68	Joe DeLamielleure
RT	74	Donnie Green
TE	87	Paul Seymour
WR	40	J.D. Hill
RB	34	Jim Braxton
RB	32	OJ Simpson
QB	12	Joe Ferguson

## DEFENSE

LE	85	Walt Patulski
LT	71	Mike Kadish
RT	73	Earl Edwards
RE	65	Pat Toomay
LLB	55	John Skorupan
MLB	52	Merv Krakau
RLB	30	Bo Cornell
LCB	43	Tony Greene
RCB	28	Dwight Harrison
LS	26	Ed Jones
RS	22	Steve Freeman

PASSING	Att	Cmp	Yds	Cmp%	Yds/Att	TD	TD%	Int	Int%	Long	Sack/Lost	Rating
Ferguson	321	169	2426	52.6	7.56	25	7.8	17	5.3	77†	20/153	81.4
Marangi	33	13	235	39.4	7.12	3	9.1	2	6.1	64†	2/15	69.5
BILLS	354	182	2661	51.4	7.52	28	7.9	19	5.4	77†	22/168	80.1
OPPONENTS	431	237	3355	55.0	7.78	25	5.8	25	5.8	89†	30/275	75.5



# 1976 SEASON STATISTICS

2-12 | 5TH IN AFC EAST | HEAD COACH LOU SABAN & JIM RINGO

Date	W/L Score	Opponent	Attendance
9/13	L 21-30	Miami	77,683
9/19	L 3-13	Houston	61,364
9/26	W 14-9	at Tampa Bay	44,505
10/3	W 50-17	Kansas City	51,909
10/10	L 14-17	at NY Jets	53,416
10/17	L 13-31	Baltimore	71,009
10/24	L 22-26	New England	45,144
10/31	L 14-19	NY Jets	41,285
11/7	L 10-20	at New England	61,157
11/15	L 10-17	at Dallas	51,779
11/21	L 13-34	San Diego	41,701
11/25	L 14-27	at Detroit	66,875
12/5	L 27-45	at Miami	43,475
12/12	L 20-58	at Baltimore	50,451

	BUF	OPP
<b>TOTAL FIRST DOWNS</b>	250	262
Rushing	135	128
Passing	102	110
Penalty	13	24
3rd Down: Made/Att	81/216	71/187
3rd Down Pct.	37.5	38.0
4th Down: Made/Att	—	—
4th Down: Pct.	—	—

	—	—
<b>POSSESSION AVG.</b>	—	—
<b>TOTAL NET YARDS</b>	4404	4730
Avg per Game	314.3	337.9
Total Plays	964	898
Avg per Play	4.6	5.3

	2566	2476
<b>NET YARDS RUSHING</b>	2566	2476
Avg per Game	183.3	176.9
Total Rushes	548	531

	1838	2254
<b>NET YARDS PASSING</b>	1838	2254
Avg per Game	131.3	161.0
Sacked/Yards Lost	33/246	28/210
Gross Yards	2084	2462
Att./Completions	383/156	337/163
Completion Pct.	40.7	48.4
Had Intercepted	17	19

	87/42.3	72/38.5
<b>PUNTS/AVERAGE</b>	87/42.3	72/38.5

	28.6	32.2
<b>NET PUNTING AVG.</b>	28.6	32.2

	91/797	92/704
<b>PENALTIES/YARDS</b>	91/797	92/704

	44/26	37/23
<b>FUMBLES/BALL LOST</b>	44/26	37/23

	30	41
<b>TOUCHDOWNS</b>	30	41
Rushing	11	19
Passing	16	18
Returns*	3	4

SCORE BY PERIOD	Q1	Q2	Q3	Q4	OT	PTS
BILLS	35	67	58	85	0	245
OPPONENTS	50	140	96	77	0	363

SCORING	TD	R	Pa	Rt	K-PAT	FG	S	Pts
Chandler	10	0	10	0	0/0	0/0	0	60
Jakowenko	0	0	0	0	21/24	12/17	0	57
Simpson	9	8	1	0	0/0	0/0	0	54
Gant	3	0	3	0	0/0	0/0	0	18
Holland	3	0	2	1	0/0	0/0	0	18
Marangi	2	2	0	0	0/0	0/0	0	12
Greene	1	0	0	1	0/0	0/0	0	6
Kinney	1	1	0	0	0/0	0/0	0	6
Moody	1	0	0	1	0/0	0/0	0	6
Ricardo	0	0	0	0	2/2	1/3	0	5
Leyboldt	0	0	0	0	3/3	0/3	0	3
BILLS	30	11	16	3	26/30	13/24	245	
OPP	41	19	18	4	39/41	26/30	363	

**SACKS:** Kadish 6.5, Williams 5.0, White 4.5, Smith 4.5, Krakau 3.0, Jilek 1.5, Jones 1.0, Nelson 1.0, Skorupan 1.0, Others 1.0  
**BILLS: 28.0**  
**OPPONENTS: 33.0**

RUSHING	No.	Yds	Avg	Long	TD
Simpson	290	1503	5.2	75t	8
Kinney	116	475	4.1	22	1
Marangi	39	230	5.9	21	2
Hooks	25	116	4.6	24	0
Ferguson	18	81	4.5	19	0
Washington	22	65	3.0	10	0
Ray	24	56	2.3	7	0
Powell	11	40	3.6	20	0
Braxton	1	0	0.0	0	0
Chandler	1	0	0.0	0	0
Edwards	1	0	0.0	0	0
BILLS	548	2566	4.7	75t	11
OPP	531	2476	4.7	59	19

RECEIVING	No.	Yds	Avg	Long	TD
Chandler	61	824	13.5	58t	10
Simpson	22	259	11.8	43	1
Seymour	16	169	10.6	22	0
Holland	15	299	19.9	58t	2
Kinney	14	78	5.6	15	0
Gant	12	263	21.9	39	3
Hooks	6	72	12.0	28	0
Washington	3	29	9.7	11	0
Ray	3	26	8.7	15	0
Edwards	2	53	26.5	46	0
Montler	1	6	6.0	6	0
Powell	1	6	6.0	6	0
BILLS	156	2084	13.4	58t	16
OPP	163	2462	15.2	53	18

INTERCEPTIONS	No.	Yds	Avg	Long	TD
Greene	5	135	27.0	101t	1
Moody	3	63	21.0	44	0
D. Jones	3	5	1.7	5	0
Jilek	2	33	16.5	28	0
Clark	2	21	10.5	21	0
Harrison	1	18	18.0	18	0
Skorupan	1	13	13.0	13	0
White	1	5	5.0	5	0
Krakau	1	0	0.0	0	0
BILLS	19	293	15.4	101t	1
OPP	17	246	14.5	40	0

PUNTING	No	Yds	Avg	Net	TB	In	Lg	B
Bateman	86	3678	42.7	28.6	14	17	78	1
BILLS	87	3678	42.3	28.6	14	17	78	0
OPP	72	2771	38.5	32.2	10	18	56	0

PUNT RETURNS	Ret	FC	Yds	Avg	Long	TD
Moody	16	8	166	10.4	67t	1
Hooks	11	3	45	4.1	12	0
Holland	4	2	11	2.8	8	0
Gaddis	1	0	6	6.0	6	0
Word	1	0	-8	-8.0	-8	0
BILLS	33	13	220	6.7	67t	1
OPP	46	2	378	19.1	89t	2

KICKOFF RETURNS	No.	Yds	Avg	Long	TD
Moody	26	605	23.3	41	0
Hooks	23	521	22.7	79	0
Powell	4	101	25.3	26	0
Holmes	4	90	22.5	26	0
Holland	4	62	15.5	19	0
Ruud	6	68	11.3	18	0
Washington	3	63	21.0	27	0
Word	2	36	18.0	19	0
Cornell	2	32	16.0	18	0
Gaddis	1	16	16.0	16	0
BILLS	75	1594	21.3	79	0
OPP	48	1204	25.1	74	0

FIELD GOALS	1-19	20-29	30-39	40-49	50+
Jakowenko	0-0	4-4	4-6	4-7	0-0
Ricardo	0-0	1-3	0-0	0-0	0-1
Leyboldt	0-0	0-0	0-3	0-0	0-0
BILLS	0-0	5-7	4-9	4-7	0-1
OPP	1-1	9-9	10-12	4-6	2-2

Jakowenko: (30G)(38N)(32G,44G)(46G,34N)  
 ( ) (31G)(44N,22G)(29G,42G)(41N,42N)(28G,49G)  
 (28G)(24G)  
 Ricardo: ( ) (50N,27G,27N,20N)  
 Leyboldt: (31N,39N,37N)  
**OPPONENTS:** (25G,30G,20G)(54G,44N,28G)  
 (33G,24G,36N,19G)(33G)(37)(21G)(44G,32G)  
 (20G,35G)(46G,33G)(31N,43N)(35G,45G)  
 (22G,35G)(53G)(24G)(22G,36G)

## USUAL STARTERS

OFFENSE		
WR	80	John Holland (7)
	88	Reuben Gant (6)
LT	78	Dave Foley
LG	67	Reggie McKenzie
C	53	Mike Montler
RG	68	Joe DeLamielleure
RT	74	Donnie Green
TE	87	Paul Seymour
WR	81	Bob Chandler
FB	36	Jeff Kinney
RB	32	OJ Simpson
QB	12	Joe Ferguson (7)
	17	Gary Marangi (7)

DEFENSE		
LE	69	Ken Jones (7)
	77	Ben Williams (6)
LT	71	Mike Kadish
RT	79	Marty Smith
RE	83	Sherman White
LLB	55	John Skorupan
MLB	52	Merv Krakau
RLB	51	Dan Jilek
LCB	29	Mario Clark
RCB	28	Dwight Harrison
LS	24	Doug Jones
RS	43	Tony Greene

PASSING	Att	Cmp	Yds	Cmp%	Yds/Att	TD	TD%	Int	Int%	Long	Sack/Lost	Rating
Ferguson	151	74	1086	49.0	7.19	9	6.0	1	0.7	58t	11/80	90.0
Marangi	232	82	998	35.3	4.30	7	3.0	16	6.9	39	22/166	30.7
BILLS	383	156	2084	40.7	5.17	16	4.2	17	4.4	58t	33/246	54.0
OPPONENTS	337	163	2475	48.4	7.34	18	5.3	19	5.6	53	28/210	67.3



# 1977 SEASON STATISTICS

3-11 | T-4TH IN AFC EAST | HEAD COACH JIM RINGO

Date	W/L	Score	Opponent	Attendance
9/18	L	0-13	Miami	76,097
9/25	L	6-26	at Denver	74,897
10/2	L	14-17	at Baltimore	49,247
10/9	L	19-24	NY Jets	32,046
10/16	W	3-0	Atlanta	27,348
10/23	L	16-27	Cleveland	60,905
10/30	L	17-56	at Seattle	61,180
11/6	W	24-14	at New England	60,263
11/13	L	13-31	Baltimore	39,444
11/20	L	7-20	New England	27,598
11/28	L	13-34	at Oakland	51,558
12/4	L	0-10	Washington	22,975
12/11	W	14-10	at NY Jets	31,929
12/17	L	14-31	at Miami	39,626

TOTAL FIRST DOWNS	BUF	OPP
Rushing	246	260
Passing	93	134
Penalty	141	98
3rd Down: Made/Att	12	28
3rd Down Pct.	75/197	87/197
4th Down: Made/Att	38.1	44.2
4th Down: Pct.	—	—

POSSESSION AVG.	BUF	OPP
TOTAL NET YARDS	4391	4453
Avg per Game	313.6	318.1
Total Plays	944	922
Avg per Play	4.7	4.8

NET YARDS RUSHING	BUF	OPP
Avg per Game	1861	2405
Total Rushes	132.9	171.8
	450	589

NET YARDS PASSING	BUF	OPP
Avg per Game	2530	2048
Sacked/Yards Lost	180.7	146.3
Gross Yards	36/273	17/165
Att./Completions	2803	2213
Completion Pct.	458/221	316/155
Had Intercepted	48.3	49.1
	24	21

PUNTS/AVERAGE	BUF	OPP
	83/38.9	73/36.2

NET PUNTING AVG.	BUF	OPP
	29.2	28.3

PENALTIES/YARDS	BUF	OPP
	87/866	71/638

FUMBLES/BALL LOST	BUF	OPP
	36/20	21/12

TOUCHDOWNS	BUF	OPP
Rushing	19	39
Passing	3	21
Returns	12	17
	4	1

SCORE BY PERIOD	Q1	Q2	Q3	Q4	OT	PTS
BILLS	41	39	33	47	0	160
OPPONENTS	57	113	81	62	0	313

SCORING	TD	Ru	Pa	Rt	K-PAT	FG	S	Pts	
Long	0	0	0	13	14	7	11	0	34
Chandler	4	0	4	0	0	0	0	0	24
Kimbrough	3	0	2	1	0	0	0	0	18
Braxton	2	1	1	0	0	0	0	0	12
Ferguson	2	2	0	0	0	0	0	0	12
Gant	2	0	2	0	0	0	0	0	12
Piccone	2	0	2	0	0	0	0	0	12
O'Donoghue	0	0	0	4	5	2	6	0	10
Brown	1	0	1	0	0	0	0	0	6
Cornell	1	0	0	1	0	0	0	0	6
D. Jones	1	0	0	1	0	0	0	0	6
Moody	1	0	0	1	0	0	0	0	6
Greene	0	0	0	0	0	0	0	1	2
BILLS	19	3	12	4	17	19	9	17	1160
OPP	39	21	17	1	37	39	14	21	313

**SACKS:** White 4.0, Kadish 3.5, Williams 3.5, Jilek 1.0, S. Nelson 1.0, Jones 1.0, Dokes 1.0, Krakau 1.0, Team 1.0  
**BILLS:** 17.0  
**OPPONENTS:** 36.0

RUSHING	No.	Yds	Avg	Long	TD
Simpson	126	557	4.4	39	0
Hooks	128	497	3.9	66	0
Braxton	113	372	3.3	12	1
Ferguson	41	279	6.8	41	2
Collier	31	116	3.7	15	0
Brown	8	34	4.3	9	0
Piccone	1	6	6.0	6	0
Bateman	1	0	0.0	0	0
Frankowiak	1	0	0.0	0	0
BILLS	450	1861	4.1	66	3
OPP	589	2405	4.1	60	21

RECEIVING	No.	Yds	Avg	Long	TD
Chandler	60	745	12.4	31	4
Braxton	43	461	10.7	27	1
Gant	41	646	15.8	39	2
Piccone	17	240	14.1	25	2
Hooks	16	195	12.2	33	0
Simpson	16	138	8.6	18	0
Kimbrough	10	207	20.7	42	2
Holland	8	107	13.4	27	0
Brown	5	20	4.0	12	1
Collier	3	23	7.7	11	0
Seymour	2	21	10.5	11	0
BILLS	221	2803	12.7	42	12
OPP	155	2213	14.3	67	17

INTERCEPTIONS	No.	Yds	Avg	Long	TD
Greene	9	144	16.0	47	0
Clark	7	151	21.6	43	0
D. Jones	2	30	15.0	24	1
Harrison	2	0	0.0	0	0
Freeman	1	4	4.0	4	0
BILLS	21	329	15.7	47	1
OPP	24	326	13.6	49	0

PUNTING	No.	Yds	Avg	Net	TB	In	Lg	B
Bateman	81	3229	39.9	29.2	10	14	75	2
BILLS	83	3229	38.9	29.2	10	14	75	2
OPP	73	2646	36.2	28.3	10	16	61	—

PUNT RETURNS	Ret	FC	Yds	Avg	Long	TD
Moody	15	6	196	13.1	91	1
Kimbrough	16	1	184	11.5	73	1
Willis	1	1	0	0.0	0	0
Piccone	0	1	0	—	0	0
BILLS	32	9	380	11.9	91	2
OPP	42	3	604	14.4	53	0

KICKOFF RETURNS	No.	Yds	Avg	Long	TD
Kimbrough	15	346	23.1	27	0
Moody	30	636	21.2	45	0
Piccone	4	89	22.3	26	0
Collier	4	55	13.8	19	0
Brown	3	66	22.0	34	0
Romes	1	18	18.0	18	0
B. Nelson	1	10	10.0	10	0
Dunstan	1	9	9.0	9	0
Frankowiak	1	9	9.0	9	0
BILLS	60	1238	20.6	45	0
OPP	40	814	19.9	93	1

FIELD GOALS	1-19	20-29	30-39	40-49	50+
Long	0-0	2-2	2-3	3-6	0-0
O'Donoghue	0-0	1-2	1-2	0-1	0-1
BILLS	0-0	3-4	3-5	3-7	0-1
OPP	1-1	5-5	3-5	5-10	0-0

O'Donoghue: (50N,41N)( )|( )|(38N,24G)|(30G,27N)  
 Long: (41G)|(25G)|(30G)|(45N,42N,26G,45G)  
 ( )|(33G,40G)|(45N,37N)( )|( )  
 OPPONENTS: (32G,37G)|(48G,26G)|(45G,44N)  
 (45G)|(44N)|(41G,27G,29N)( )|( )|(22G,30N)  
 (33G,44N,25G)|(46N)|(37N,19G)|(25G)|(48G)

### USUAL STARTERS

#### OFFENSE

WR	89	Lou Piccone
LT	78	Dave Foley
LG	67	Reggie McKenzie
C	61	Willie Parker
RG	68	Joe DeLamielleure
RT	70	Joe Devlin
TE	87	Paul Seymour
WR	81	Bob Chandler
RB	34	Jim Braxton
RB	25	Roland Hooks (7)
	32	OJ Simpson (7)
QB	12	Joe Ferguson

#### DEFENSE

LE	77	Ben Williams
LT	71	Mike Kadish
RT	76	Bill Dunstan
RE	83	Sherman White
LLB	59	Shane Nelson
MLB	52	Merv Krakau
RLB	51	Dan Jilek
LCB	29	Mario Clark
RCB	28	Dwight Harrison
FS	43	Tony Greene
SS	24	Doug Jones

PASSING	Att	Cmp	Yds	Cmp%	Yds/Att	TD	TD%	Int	Int%	Long	Sack/Lost	Rating
Ferguson	457	221	2803	48.4	6.13	12	2.6	24	5.3	42	36/273	54.6
Simpson	1	0	0	0.0	0.00	0	0.0	0	0.0	0	0/0	39.6
BILLS	458	221	2803	48.3	6.13	12	2.6	24	5.2	42	36/273	54.8
OPPONENTS	316	155	2213	49.1	7.00	17	5.4	21	6.6	67	17/165	62.7





# 1978 SEASON STATISTICS

5-11 | T-4TH IN AFC EAST | HEAD COACH CHUCK KNOX

Date	W/L Score	Opponent	Attendance
9/3	L 17-28	Pittsburgh	64,147
9/10	L 20-21	NY Jets	40,985
9/17	L 24-31	at Miami	48,373
9/24	W 24-17	Baltimore	55,270
10/1	W 28-13	Kansas City	47,310
10/8	L 14-45	at NY Jets	44,545
10/15	L 10-17	at Houston	47,727
10/22	W 5-0	Cincinnati	47,754
10/29	L 20-41	at Cleveland	51,409
11/5	L 10-14	New England	44,897
11/12	L 24-25	Miami	48,623
11/19	L 10-31	at Tampa Bay	61,383
11/26	W 41-17	NY Giants	28,496
12/3	L 10-14	at Kansas City	25,781
12/10	L 24-26	at New England	59,598
12/17	W 21-14	at Baltimore	25,415

	BUF	OPP
<b>TOTAL FIRST DOWNS</b>	274	305
Rushing	132	171
Passing	113	104
Penalty	29	30
3rd Down: Made/Att	88/213	98/209
3rd Down Pct.	41.3	46.9
4th Down: Made/Att	—	—
4th Down: Pct.	—	—

<b>POSSESSION AVG.</b>	—	—
------------------------	---	---

<b>TOTAL NET YARDS</b>	4630	5188
Avg per Game	289.4	324.3
Total Plays	974	1016
Avg per Play	4.8	5.1

<b>NET YARDS RUSHING</b>	2381	3228
Avg per Game	148.8	201.8
Total Rushes	556	677

<b>NET YARDS PASSING</b>	2249	1960
Avg per Game	140.6	122.5
Sacked/Yards Lost	30/254	22/196
Gross Yards	2503	2156
Att./Completions	388/203	317/167
Completion Pct.	52.3	52.7
Had Intercepted	17	14

<b>PUNTS/AVERAGE</b>	89/37.9	71/36.5
----------------------	---------	---------

<b>NET PUNTING AVG.</b>	30.9	30.3
-------------------------	------	------

<b>PENALTIES/YARDS</b>	120/1103	98/939
------------------------	----------	--------

<b>FUMBLES/BALL LOST</b>	34/17	27/16
--------------------------	-------	-------

<b>TOUCHDOWNS</b>	39	46
Rushing	15	23
Passing	21	20
Returns	3	3

<b>SCORE BY PERIOD</b>	Q1	Q2	Q3	Q4	OT	PTS
BILLS	41	96	43	122	0	302
OPPONENTS	69	118	89	78	0	354

<b>SCORING</b>	TD	R	Pa	Rt	K-PAT	FG	S	Pts
Dempsey	0	0	0	0	36/39	10/13	0	66
Lewis	7	0	0	0	0/0	0/0	0	42
Miller	7	7	0	0	0/0	0/0	0	42
Brown	5	4	0	1	0/0	0/0	1	32
Chandler	5	0	5	0	0/0	0/0	0	30
Gant	5	0	5	0	0/0	0/0	0	30
Hooks	3	2	1	0	0/0	0/0	0	18
D. Johnson	2	2	0	0	0/0	0/0	0	12
Piccone	2	0	2	0	0/0	0/0	0	12
Moody	1	0	0	1	0/0	0/0	0	6
Romes	1	0	0	1	0/0	0/0	0	6
Walton	1	0	1	0	0/0	0/0	0	6
BILLS	39	15	21	3	36/39	10/13	1	302
OPP	46	23	20	3	43/46	11/21	1	354

**SACKS:** Hardison 5.0, Sanford 5.0, White 4.0, Dokes 3.0, Williams 3.0, Graham 2.0  
**BILLS:** 22.0  
**OPPONENTS:** 30.0

<b>RUSHING</b>	No.	Yds	Avg	Long	TD
Miller	238	1060	4.5	60t	7
Brown	128	591	4.6	58t	4
Hooks	76	358	4.7	66	2
D. Johnson	55	222	4.0	30	2
Ferguson	27	76	2.8	12	0
Braxton	30	73	2.4	5	0
Gant	1	14	14.0	14	0
Jackson	1	-13	-13.0	-13	0
BILLS	556	2381	4.3	66	15
OPP	677	3228	4.8	71	23

<b>RECEIVING</b>	No.	Yds	Avg	Long	TD
Chandler	44	581	13.2	44	5
Lewis	41	735	17.9	92t	7
Gant	34	408	12.0	25	5
Miller	22	246	11.2	52	0
Brown	18	130	7.2	31	0
Hooks	15	110	7.3	21	1
D. Johnson	10	83	8.3	28	0
Piccone	7	71	10.1	15	2
Braxton	5	38	7.6	12	0
Walton	4	66	16.5	32t	1
Willis	2	41	20.5	23	0
Ferguson	1	-6	-6.0	-6	0
BILLS	203	2503	12.3	92t	21
OPP	167	2156	12.9	52	20

<b>INTERCEPTIONS</b>	No.	Yds	Avg	Long	TD
Clark	5	29	5.8	29	0
Nelson	3	69	23.0	40	0
Greene	3	56	18.7	29	0
Romes	2	95	47.5	85t	1
Sanford	1	41	41.0	41	0
BILLS	14	290	20.7	85t	1
OPP	17	219	12.9	40	1

<b>PUNTING</b>	No	Yds	Avg	Net	TB	In	Lg	B
Jackson	87	3373	38.8	30.9	9	19	70	2
BILLS	89	3373	37.9	30.9	9	19	70	2
OPP	71	2588	36.5	30.3	3	17	65	1

<b>PUNT RETURNS</b>	Ret	FC	Yds	Avg	Long	TD
Moody	19	5	240	12.6	82t	1
Piccone	14	4	88	6.3	13	0
Levenseller	3	0	35	11.7	15	0
Hooks	3	0	12	4.0	11	0
Brown	1	0	0	0.0	0	0
BILLS	40	9	375	9.4	82t	1
OPP	48	8	442	9.2	82t	1

<b>KICKOFF RETURNS</b>	No.	Yds	Avg	Long	TD
Brown	17	428	25.2	102t	1
Moody	18	371	20.6	35	0
D. Johnson	10	204	20.4	41	0
Hooks	7	124	17.7	25	0
Frankowiak	5	60	12.0	19	0
Powell	3	53	17.7	25	0
Piccone	3	51	17.0	26	0
Miller	1	17	17.0	17	0
Hutchinson	1	8	8.0	8	0
Willis	1	0	0.0	0	0
BILLS	66	1316	19.9	102t	1
OPPONENTS	58	1182	20.4	46	0

<b>FIELD GOALS</b>	1-19	20-29	30-39	40-49	50+
Dempsey	0-0	5-5	4-5	1-3	0-0
BILLS	0-0	5-5	4-5	1-3	0-0
OPPONENTS	0-0	6-9	1-5	4-7	0-0

Dempsey: {32G}{1}{46G}{41N,21G}{1}{1}{33G}{43N,20G}{1}{21G}{33G}{37G}{37N}{22G}{26G}{1}  
 OPPONENTS: {49N}{1}{49G}{21G}{42G,27G,36N}{38G}{23N,43G}{1}{1}{48N}{47G,24G}{28G,38N}{27G}{21B,35N,23B}{42N,21G}{36N}

<b>USUAL STARTERS</b>		
<b>OFFENSE</b>		
WR	82	Frank Lewis
LT	72/73	Ken Jones
LG	67	Reggie McKenzie
C	61	Willie Parker
RG	68	Joe DeLamielleure
RT	70	Joe Devlin
TE	88	Reuben Gant
WR	81	Bob Chandler
FB	47	Curtis Brown
RB	40	Terry Miller
QB	12	Joe Ferguson

<b>DEFENSE</b>		
LE	77	Ben Williams
LT	74	Dee Hardison
RT	85	Phil Dokes
RE	83	Sherman White
LLB	59	Shane Nelson
MLB	54/58	Randy McCleanhan
RLB	57	Lucius Sanford
LCB	29	Mario Clark
RCB	26	Charles Romes
FS	43	Tony Greene

<b>PASSING</b>	Att	Cmp	Yds	Cmp%	Yds/Att	TD	TD%	Int	Int%	Long	Sack/Lost	Rating
Ferguson	330	175	2136	53.0	6.47	16	4.8	15	4.5	92t	29/243	70.5
Munson	43	24	328	55.8	7.62	4	9.3	2	4.7	43	0/0	91.8
Mays	15	4	39	26.7	2.60	1	6.7	0	0.0	19	1/11	61.9
BILLS	388	203	2503	52.3	6.45	21	5.4	17	4.4	92t	30/254	72.2
OPPONENTS	317	167	2156	52.7	6.80	20	6.3	14	4.4	52	22/196	77.0



# 1979 SEASON STATISTICS

7-9 | 4TH IN AFC EAST | HEAD COACH CHUCK KNOX

Date	W/L Score	Opponent	Attendance
9/2	L 7-9	Miami	69,441
9/9	W 51-24	Cincinnati	43,504
9/16	L 19-27	at San Diego	50,709
9/23	W 46-31	NY Jets	68,731
9/30	W 31-13	at Baltimore	31,904
10/7	L 0-7	Chicago	73,383
10/14	L 7-17	at Miami	45,597
10/21	L 13-14	Baltimore	50,581
10/28	W 20-17	at Detroit	61,911
11/4	L 6-26	New England	67,935
11/11	W 14-12	at NY Jets	50,647
11/18	W 19-12	Green Bay	39,679
11/25	W 16-13 (OT)	at New England	60,991
12/2	L 16-19	Denver	37,886
12/9	L 3-10	at Minnesota	42,339
12/16	L 0-28	at Pittsburgh	48,002

TOTAL FIRST DOWNS	252	273
Rushing	83	137
Passing	147	117
Penalty	22	19
3rd Down: Made/Att	93/224	98/233
3rd Down Pct.	41.5	42.1
4th Down: Made/Att	—	—
4th Down: Pct.	—	—

POSSESSION AVG. — —

TOTAL NET YARDS	4837	5011
Avg per Game	302.3	313.2
Total Plays	982	1022
Avg per Play	4.9	4.9

NET YARDS RUSHING	1621	2481
Avg per Game	101.3	155.1
Total Rushes	474	617

NET YARDS PASSING	3216	2530
Avg per Game	201.0	158.1
Sacked/Yards Lost	43/387	23/183
Gross Yards	3603	2713
Att./Completions	465/241	382/193
Completion Pct.	51.8	50.5
Had Intercepted	15	24

PUNTS/AVERAGE 96/38.2 92/38.2

NET PUNTING AVG. 30.2 31.2

PENALTIES/YARDS 104/887 106/788

FUMBLES/BALL LOST 32/19 31/17

TOUCHDOWNS	30	34
Rushing	11	18
Passing	14	14
Returns**	5	2

SCORE BY PERIOD	Q1	Q2	Q3	Q4	OT	PTS
BILLS	21	73	95	76	3	268
OPPONENTS	54	91	50	84	0	279

SCORING	TD	Ru	Pa	Rt	K-PAT	FG	S	Pts
Mike-Mayer	0	0	0	17	18	20/29	0	77
Hooks	6	6	0	0/0	0/0	0/0	0	36
Brown	4	1	3	0/0	0/0	0/0	0	24
Butler	4	0	4	0/0	0/0	0/0	0	24
Collier	2	2	0	0/0	0/0	0/0	0	12
Gant	2	0	2	0/0	0/0	0/0	0	12
Lewis	2	0	2	0/0	0/0	0/0	0	12
Piccone	2	0	2	0/0	0/0	0/0	0	12
Dempsey	0	0	0	8/11	1/4	0/11	0	11
Ferguson	1	1	0	0/0	0/0	0/0	0	6
Freeman	1	0	0	1/0	0/0	0/0	0	6
Miller	1	1	0	0/0	0/0	0/0	0	6
Robertson	1	0	0	1/0	0/0	0/0	0	6
Romes	1	0	0	1/0	0/0	0/0	0	6
Sanford	1	0	0	1/0	0/0	0/0	0	6
Shipp	1	0	1	0/0	0/0	0/0	0	6
Smerlas	1	0	0	1/0	0/0	0/0	0	6
BILLS	30	11	14	5	25/30	21/33	268	
OPP	34	18	14	2	27/34	16/31	279	

SACKS: White 5.5, Hardison 4.5, Kadish 3.0, Nelson 3.0, Hutchinson 2.0, Smerlas 2.0, Hoslett 1.0, Robertson 1.0, Williams 1.0  
 BILLS: 23.0  
 OPPONENTS: 43.0

RUSHING	No.	Yds	Avg	Long	TD
Brown	172	574	3.3	25	1
Miller	139	484	3.5	75	1
Hooks	89	320	3.6	32†	6
Collier	34	130	3.8	22	2
Ferguson	22	68	3.1	15	1
Powell	10	29	2.9	9	0
Butler	2	13	6.5	12	0
D. Johnson	3	5	1.7	2	0
Mike-Mayer	1	4	4.0	4	0
Lewis	2	-6	-3.0	-1	0
BILLS	474	1621	3.4	75	11
OPP	617	2481	4.0	55†	18

RECEIVING	No.	Yds	Avg	Long	TD
Lewis	54	1082	20.0	55	2
Butler	48	834	17.4	75†	4
Brown	39	401	10.3	84†	3
Piccone	33	556	16.8	49	2
Hooks	26	254	9.8	42	0
Gant	19	245	12.9	22	2
Miller	10	111	11.1	52	0
Collier	7	43	6.1	19	0
Shipp	3	43	14.3	27	1
Fullon	2	34	17.0	18	0
BILLS	241	3603	15.0	84†	14
OPP	193	2713	14.1	73†	14

INTERCEPTIONS	No.	Yds	Avg	Long	TD
Nixon	6	81	13.5	43	0
Clark	5	95	19.0	36	0
Freeman	3	62	20.7	50†	1
Sanford	2	44	22.0	25	0
Robertson	2	29	14.5	23†	1
Hoslett	2	15	7.5	11	0
D. Greene	1	21	21.0	21	0
Nelson	1	13	13.0	13	0
T. Greene	1	10	10.0	10	0
Romes	1	0	0.0	0	0
BILLS	24	370	15.4	50†	2
OPP	15	161	10.7	30	0

PUNTING	No.	Yds	Avg	Net	TB	In	Lg	B
Jackson	96	3671	38.2	30.2	11	14	60	0
BILLS	96	3671	38.2	30.2	11	14	60	0
OPP	92	3512	38.2	31.2	16	20	62	1

PUNT RETURNS	Ret	FC	Yds	Avg	Long	TD
Moody	38	10	318	8.4	32	0
Piccone	0	1	0	—	0	0
BILLS	38	11	318	8.4	32	0
OPP	61	9	555	9.1	86†	1

KICKOFF RETURNS	No.	Yds	Avg	Long	TD
Moody	27	556	20.6	35	0
Miller	8	160	20.0	24	0
Collier	7	129	18.4	27	0
Powell	6	97	16.2	22	0
Willis	4	92	23.0	33	0
Brown	3	42	14.0	22	0
Piccone	3	41	13.7	17	0
Keating	1	14	14.0	14	0
BILLS	59	1131	19.2	35	0
OPP	54	1142	21.1	51	0

FIELD GOALS	1-19	20-29	30-39	40-49	50+
Mike-Mayer	0-0	8-8	8-10	4-11	0-0
Dempsey	1-1	0-0	0-2	0-1	0-0
BILLS	1-1	8-8	8-12	4-12	0-0
OPP	0-0	5-8	9-14	2-8	0-1

Dempsey: (47N,34N)(18G,36N)( )  
 Mike-Mayer: (23G,29G)(41G)( )|( )|(44N,40G,37G)(23G,42G)(39G,40G,37N,49N,40N)( )|(41N,37G,34G,31G,32G)(29G,26G,29G)(41N,28G,32G,34G)(43N,24G)(36B,46N)  
 OPPONENTS: (34B,34G,37N)(24G)( )|(30G,37N)(26G,47N,33G)(28N,44N)( )|(29G,34B)( )|(40G,44B)(48N,49N,33G,37G)( )|(25G,32G)(47G,40B,32G)(22N,22G,28N,32G)(31G)(52B,38N)

## USUAL STARTERS

OFFENSE	WR	80	Jerry Butler
LT	72	Ken Jones	
LG	67	Reggie McKenzie	
C	61	Willie Parker	
RG	68	Joe DeLamielleure	
RT	70	Joe Devlin	
TE	88	Reuben Gant	
WR	82	Frank Lewis	
FB	47	Curtis Brown	
RB	40	Terry Miller	
QB	12	Joe Ferguson	

## DEFENSE

DEFENSE	LE	77	Ben Williams
NT	71	Mike Kadish	
RE	83	Sherman White	
OLB	58	Isiah Robertson	
ILB	55	Jim Haslett	
ILB	59	Shane Nelson	
OLB	57	Lucius Sanford	
LCB	29	Mario Clark	
RCB	26	Charles Romes	
FS	43	Tony Greene	
SS	22	Steve Freeman	

PASSING	Att	Cmp	Yds	Cmp%	Yds/Att	TD	TD%	Int	Int%	Long	Sack/Lost	Rating
Ferguson	458	238	3572	52.0	7.80	14	3.1	15	3.3	84†	43/387	74.5
Munson	7	3	31	42.9	4.42	0	0.0	0	0.0	0	0/0	56.3
BILLS	465	241	3603	51.8	7.75	14	3.0	15	3.2	84†	43/387	74.5
OPPONENTS	382	193	2713	50.5	7.10	14	3.7	24	6.3	73†	23/183	59.8



# 1980 SEASON STATISTICS

11-5 | 1ST IN AFC EAST | HEAD COACH CHUCK KNOX

Date	W/L Score	Opponent	Attendance
9/7	W 17-7	Miami	79,598
9/14	W 20-10	NY Jets	65,315
9/21	W 35-26	at New Orleans	51,154
9/28	W 24-7	Oakland	77,259
10/5	W 26-24	at San Diego	51,982
10/12	L 12-17	Baltimore	73,634
10/19	L 14-17	at Miami	41,636
10/26	W 31-13	New England	75,092
11/2	L 14-30	Atlanta	57,959
11/9	W 31-24	at NY Jets	45,677
11/16	W 14-0	at Cincinnati	40,836
11/23	W 28-13	Pittsburgh	79,659
11/30	L 24-28	at Baltimore	36,184
12/7	W 10-7(OT)	Los Angeles	77,133
12/14	L 2-24	at New England	58,324
12/21	W 18-13	at San Francisco	37,476

**AFC DIVISIONAL PLAYOFF**

1/3	L 14-20	at San Diego	52,028
-----	---------	--------------	--------

	BUF	OPP
<b>TOTAL FIRST DOWNS</b>	317	251
Rushing	134	109
Passing	157	120
Penalty	26	22
3rd Down: Made/Att	127/240	91/217
3rd Down Pct.	52.9	41.9
4th Down: Made/Att	—	—
4th Down: Pct.	—	—

**POSSESSION AVG.** — —

	4972	4101
<b>TOTAL NET YARDS</b>	4972	4101
Avg per Game	310.8	256.3
Total Plays	1084	952
Avg per Play	4.6	4.3

**NET YARDS RUSHING** 2222 1819

	138.9	113.7
Avg per Game	138.9	113.7
Total Rushes	603	486

**NET YARDS PASSING** 2750 2282

	171.9	142.6
Avg per Game	171.9	142.6
Sacked/Yards Lost	20/186	33/279
Gross Yards	2936	2561
Att./Completions	461/262	433/240
Completion Pct.	56.8	55.4
Had Intercepted	19	24

**PUNTS/AVERAGE** 74/38.2 82/39.3

**NET PUNTING AVG.** 31.1 34.2

**PENALTIES/YARDS** 90/731 97/805

**FUMBLES/BALL LOST** 36/22 37/20

**TOUCHDOWNS** 40 31

	17	14
Rushing	17	14
Passing	20	15
Returns**	3	2

**SCORE BY PERIOD** Q1 Q2 Q3 Q4 OT PTS

	54	104	55	104	3	320
BILLS	54	104	55	104	3	320
OPP	50	87	72	51	0	260

**SCORING**

TD	Ru	Pa	Rt	K-PAT	FG	S	Pts
Mike-Mayer	0	0	0	0	37/39	13/23	0 76
Cribbs	12	11	1	0	0/0	0/0	0 72
Butler	6	0	6	0	0/0	0/0	0 36
Lewis	6	0	6	0	0/0	0/0	0 36
Brammer	4	0	4	0	0/0	0/0	0 24
Brown	3	3	0	0	0/0	0/0	0 18
Leaks	3	2	1	0	0/0	0/0	0 18
Freeman	1	0	0	1	0/0	0/0	0 6
Gant	1	0	1	0	0/0	0/0	0 6
Hooks	1	1	0	0	0/0	0/0	0 6
Jessie	1	0	1	0	0/0	0/0	0 6
Nixon	1	0	0	1	0/0	0/0	0 6
Sanford	1	0	0	1	0/0	0/0	0 6
Johnson	0	0	0	0	0/0	0/0	1 2
Simpson	0	0	0	0	0/0	0/0	1 2
BILLS	40	17	20	3	37/40	13/23	2 320
OPP	31	14	15	2	29/31	15/20	260

**SACKS:** Williams 12.0, Smerlas 6.5, White 5.0, Sanford 3.0, Haslett 2.0, Robertson 1.5, Kadish 1.0, Nelson 1.0, Clark 1.0

**BILLS:** 33.0

**OPPONENTS:** 20.0

**RUSHING**

No.	Yds	Avg	Long	TD	
Cribbs	306	1185	3.9	48	11
Brown	153	559	3.7	34	3
Leaks	67	219	3.3	15	2
Hooks	25	118	4.7	25	1
Ferguson	31	65	2.1	15	0
Miller	12	35	2.9	6	0
Manucci	3	29	9.7	17	0
Butler	1	18	18.0	18	0
Brammer	1	8	8.0	8	0
Humm	1	5	5.0	5	0
Jessie	1	-9	-9.0	-9	0
Cater	2	-10	-5.0	-1	0
BILLS	603	2222	3.7	48	17
OPP	486	1819	3.7	47	14

**RECEIVING**

No.	Yds	Avg	Long	TD	
Butler	57	832	14.6	69	6
Cribbs	52	415	8.0	21	1
Lewis	40	648	16.2	31	6
Brown	27	137	5.1	20	0
Brammer	26	283	10.9	36	4
Hooks	23	179	7.8	26	0
Gant	12	181	15.1	48	1
Leaks	8	57	7.1	18	1
Piccone	7	82	11.7	16	0
Jessie	4	56	14.0	20	1
Ferguson	3	41	13.7	19	0
Miller	3	25	8.3	15	0
BILLS	262	2936	11.2	69	20
OPP	240	2561	10.7	56	15

**INTERCEPTIONS**

No.	Yds	Avg	Long	TD	
Freeman	7	107	15.3	47	1
Nixon	5	81	16.2	50	1
Simpson	4	36	9.0	14	0
Romes	2	41	20.5	30	0
Robertson	2	39	19.5	39	0
Haslett	2	30	15.0	17	0
Clark	1	0	0.0	0	0
White	1	0	0.0	0	0
BILLS	24	334	13.9	50	2
OPP	19	193	10.2	48	1

**PUNTING**

No.	Yds	Avg	Net	TB	In	Lg	B
Cater	73	2828	38.7	31	1	16	12 61
BILLS	74	2828	38.2	31	1	16	12 61
OPP	82	3226	39.3	34	2	21	61

**PUNT RETURNS**

Ret	FC	Yds	Avg	Long	TD	
Cribbs	29	7	154	5.3	16	0
Hooks	8	2	90	11.3	17	0
Piccone	2	3	15	7.5	8	0
BILLS	39	12	259	6.6	17	0
OPP	34	6	204	6.0	21	0

**KICKOFF RETURNS**

No.	Yds	Avg	Long	TD	
Miller	16	303	18.9	43	0
Brown	10	181	18.1	25	0
Owens	8	157	19.6	29	0
Hooks	7	109	15.6	35	0
Keating	3	38	12.7	16	0
Cribbs	2	39	19.5	20	0
Vogler	1	0	0.0	0	0
BILLS	47	827	17.6	43	0
OPP	52	1051	20.2	44	0

**FIELD GOALS** 1-19 20-29 30-39 40-49 50+

Player	0-0	4-4	4-9	5-9	0-1
Mike-Mayer	0-0	4-4	4-9	5-9	0-1
BILLS	0-0	4-4	4-9	5-9	0-1
OPP	0-0	5-5	3-6	6-8	1-1

Mike-Mayer: (40G)(47G,38G,47N)(51B)(30G)(48G,29G)(49G,20G)(23G,39N)(37B)(30G,44N)(49N)(35N,40G,47B)(38N,38N,30G)(25G)  
 OPPONENTS: (1)(44G)(45G,47G)(29G,30N)(21G,35N,49N)(23G)(41G,32G)(28G,50G,44G)(33G)(36G,42G)(39N)(40N,27G)(1)

**USUAL STARTERS**

**OFFENSE**

WR	80	Jerry Butler
LT	72	Ken Jones
LG	67	Reggie McKenzie
C	53	Will Grant
RG	69	Conrad Dabler
RT	70	Joe Devlin
TE	88	Reuben Gant
WR	82	Frank Lewis
FB	47	Curtis Brown
RB	20	Joe Cribbs
QB	12	Joe Ferguson

**DEFENSE**

LE	77	Ben Williams
NT	76	Fred Smerlas
RE	83	Sherman White
OLB	57	Lucius Sanford
ILB	55	Jim Haslett
ILB	59	Shane Nelson
OLB	58	Isiah Robertson
LCB	29	Mario Clark
RCB	26	Charles Romes
FS	45	Bill Simpson
SS	22	Steve Freeman

PASSING	Att	Cmp	Yds	Cmp%	Yds/Att	TD	TD%	Int	Int%	Long	Sack/Lost	Rating
Ferguson	439	251	2805	57.2	6.39	20	4.6	18	4.1	69	13/129	74.6
Humm	14	4	39	28.6	2.79	0	0.0	1	7.1	19	2/9	10.0
Cater	1	1	15	100.0	15.00	0	0.0	0	0.0	15	0/0	118.8
Cribbs	1	1	13	100.0	13.00	0	0.0	0	0.0	13	0/0	118.8
Manucci	6	5	64	83.3	10.67	0	0.0	0	0.0	22	5/48	111.0
BILLS	461	262	2936	56.8	6.37	20	4.3	19	4.1	69	20/186	73.2
OPPONENTS	433	240	2561	55.4	5.91	15	3.5	24	5.5	56	33/279	61.6



# 1981 SEASON STATISTICS

10-6 | 3RD IN AFC EAST | HEAD COACH CHUCK KNOX

Date	W/L Score	Opponent	Attendance
9/6	W 31-0	NY Jets	79,754
9/13	W 35-3	at Baltimore	44,950
9/17	L 14-20	Philadelphia	78,331
9/27	L 24-27 (OT)	at Cincinnati	46,418
10/4	W 23-17	Baltimore	77,811
10/12	W 31-21	Miami	78,576
10/18	L 14-33	at NY Jets	54,607
10/25	W 9-7	Denver	77,757
11/1	W 22-13	Cleveland	78,266
11/9	L 14-27	at Dallas	62,583
11/15	L 0-24	at St. Louis	46,214
11/22	W 20-17	New England	71,593
11/29	W 21-14	Washington	59,624
12/6	W 28-27	at San Diego	51,488
12/13	W 19-10	at New England	42,549
12/19	L 6-16	at Miami	72,956

## AFC WILD CARD PLAYOFF GAME

12/27 W 31-27 at NY Jets 57,050

## AFC DIVISIONAL PLAYOFF

1/3 L 21-28 at Cincinnati 55,420

	BUF	OPP
<b>TOTAL FIRST DOWNS</b>	315	298
Rushing	127	113
Passing	163	154
Penalty	25	31
3rd Down: Made/Att	94/217	72/218
3rd Down Pct.	43.3	33.0
4th Down: Made/Att	—	—
4th Down: Pct.	—	—

**POSSESSION AVG.** 30:24 29:36

	5640	4945
<b>TOTAL NET YARDS</b>		
Avg. per Game	352.5	309.1
Total Plays	1043	1037
Avg. per Play	5.4	4.8

	2125	2075
<b>NET YARDS RUSHING</b>		
Avg. per Game	132.8	129.7
Total Rushes	524	516

	3515	2870
<b>NET YARDS PASSING</b>		
Avg. per Game	219.7	179.4
Sacked/Yards Lost	16/146	47/373
Gross Yards	3661	3243
Att./Completions	503/253	474/267
Completion Pct.	50.3	56.3
Had Intercepted	20	19

**PUNTS/AVERAGE** 80/39.7 77/40.0

**NET PUNTING AVG.** 80/33.9 77/35.6

**PENALTIES/YARDS** 114/1001 93/690

**FUMBLES/BALL LOST** 33/18 38/17

	38	30
<b>TOUCHDOWNS</b>		
Rushing	13	7
Passing	25	21
Returns	0	2

SCORE BY PERIOD	Q1	Q2	Q3	Q4	OT	PTS
BILLS	78	124	66	43	0	311
OPPONENTS	44	81	67	81	3	276

SCORING	TD	Ru	Pa	Rt	K-PAT	FG	S	PTS
Mike-Mayer	0	0	0	0	37/37	14/24	0	79
Cribbs	10	3	7	0	0/0	0/0	0	60
Butler	8	0	8	0	0/0	0/0	0	48
Leaks	6	6	0	0	0/0	0/0	0	36
Hooks	5	3	2	0	0/0	0/0	0	30
Lewis	4	0	4	0	0/0	0/0	0	24
Brammer	2	0	2	0	0/0	0/0	0	12
Barnett	1	0	1	0	0/0	0/0	0	6
Brown	1	0	1	0	0/0	0/0	0	6
Ferguson	1	1	0	0	0/0	0/0	0	6
BILLS	38	13	25	0	37/38	14/24	2	311
OPP	30	7	21	2	30/30	22/26	0	276

**SACKS:** B. Williams 9.0, K. Johnson 8.0, White 8.0, Kush 5.5, Nelson 3.0, Robertson 2.5, Irvin 2.0, Nixon 2.0, Sanford 2.0, Smerlas 2.0, Clark 1.0, Simpson 1.0, Team 1.0  
BILLS: 47.0

OPPONENTS: 16.0

RUSHING	No.	Yds	Avg	Long	TD
Cribbs	257	1097	4.3	35	3
Leaks	91	357	3.9	31	6
Hooks	51	250	4.9	19	3
Brown	62	226	3.6	13	0
McCutcheon	34	138	4.1	12	0
Ferguson	20	29	1.5	16	1
Riddick	3	29	9.7	12	0
Brammer	2	17	8.5	6	0
Butler	1	1	1	1	0
Robinson	1	-2	-	-2	0
Kush	1	-6	-	-6	0
Franklin	1	-11	-	-11	0
BILLS	524	2125	4.1	35	13
OPP	516	2075	4.0	29	7

RECEIVING	No.	Yds	Avg	Long	TD
Lewis	70	1244	17.8	33	4
Butler	55	842	15.3	67	8
Cribbs	40	603	15.1	65	7
Brammer	33	365	11.1	26	2
Jessie	15	200	13.3	44	0
Hooks	10	140	14.0	37	2
Leaks	7	51	7.3	13	0
Brown	7	46	6.6	10	1
Piccone	5	65	13.0	16	0
McCutcheon	5	40	8.0	17	0
Barnett	4	36	9.0	16	1
Franklin	2	29	14.5	16	0
BILLS	253	3661	14.5	67	25
OPP	267	3243	12.1	73	21

INTERCEPTIONS	No.	Yds	Avg	Long	TD
Clark	5	142	28.4	53	0
Romes	4	113	28.3	35	0
Simpson	4	42	10.5	42	0
Robertson	2	15	7.5	15	0
Kush	1	19	19.0	19	0
Bess	1	12	12.0	12	0
Nelson	1	9	9.0	9	0
Williams	1	0	-	0	0
BILLS	19	352	18.5	53	0
OPP	20	333	16.7	47	0

PUNTING	No.	Yds	Avg	TB	In	Lg	B
Cater	80	3175	39.7	12	16	71	0
BILLS	80	3175	39.7	12	16	71	0
OPP	77	3237	42.0	10	14	72	0

PUNT RETURNS	Ret	FC	Yds	Avg	Long	TD
Hooks	17	2	142	8.4	25	0
Piccone	9	2	57	6.3	13	0
Riddick	4	0	48	12.0	22	0
Franklin	5	3	45	9.0	15	0
BILLS	35	7	292	8.3	25	0
OPP	34	13	220	6.5	20	0

KICKOFF RETURNS	No.	Yds	Avg	Long	TD
Franklin	21	436	20.8	33	0
Riccick	14	257	18.4	25	0
Hooks	11	215	19.5	36	0
Brown	7	140	20.0	30	0
Piccone	2	31	15.5	16	0
Bess	1	6	6.0	6	0
Freeman	1	0	-	0	0
BILLS	57	1085	19.0	36	0
OPP	61	1268	20.8	90	1

FIELD GOALS	1-19	20-29	30-39	40-49	50+
Mike-Mayer	0-0	4-6	5-7	5-10	0-1
BILLS	0-0	4-6	5-7	5-10	0-1
OPP	1-1	9-9	8-9	4-6	0-1

Mike-Mayer: (21G,51N)|(49N)|(20N)|(40G)  
(43N,34G,44G,45G)|(37G)|(47N)|(41G,46G,36G)  
( )|( )|( )|(28G,42N,23G,38N)|(39N)|(40N)|(29G)  
(31G,36G,27N)  
OPPONENTS: ( )|(22G)|(29G,56N,46G)|(23G,28G)|(32G)|( )|(24G,29G,39G,22G)|(43B)|(36G,39G)|(47G,31G)|(35G,48N)|(43G,35B)|( )|(29G,27G)|(42G)|(22G,30G,233G)

## USUAL STARTERS

### OFFENSE

WR	80	Jerry Butler
LT	72	Ken Jones
LG	73	Jon Borchardt (8)
	67	Reggie McKenzie (6)
C	53	Will Grant
RG	69	Conrad Dabler
RT	70	Joe Devlin
TE	86	Mark Brammer
WR	82	Frank Lewis
FB	47	Curtis Brown
RB	20	Joe Cribbs
QB	12	Joe Ferguson

### DEFENSE

LE	77	Ben Williams
NT	76	Fred Smerlas
RE	83	Sherman White
OLB	57	Lucius Sanford
ILB	55	Jim Haslett
ILB	59	Shane Nelson
OLB	58	Isiah Robertson
LCB	29	Mario Clark
RCB	26	Charles Romes
FS	45	Bill Simpson
SS	22	Steve Freeman

PASSING	Att	Cmp	Yds	Cmp%	Yds/Att	TD	TD%	Int	Int%	Long	Sack/Lost	Rating
Ferguson	498	252	3652	50.6	7.33	24	4.8	20	4.0	67	15/137	74.1
Robinson	2	0	0	0.0	0.00	0	0.0	0	0.0	0	1/9	39.6
Cribbs	1	1	9	100.0	9.00	1	100.0	0	0.0	9	0/0	143.8
Leaks	1	0	0	0.0	0.00	0	0.0	0	0.0	0	0/0	39.6
Mike-Mayer	1	0	0	0.0	0.00	0	0.0	0	0.0	0	0/0	39.6
BILLS	503	253	3661	50.3	7.29	25	5.0	20	4.0	67	16/146	74.3
OPPONENTS	474	267	3243	56.3	6.84	21	4.4	19	4.2	73	47/373	74.7





# 1982 SEASON STATISTICS

4-5 | 4TH IN AFC EAST | HEAD COACH CHUCK KNOX

Date	W/L	Score	Opponent	Attendance
9/12	W	14-9	Kansas City	79,383
9/16	W	23-22	Minnesota	77,753
9/26	C		at Houston	
10/3	C		New England	
10/10	C		at Baltimore	
10/18	C		at NY Jets	
10/24	C		Detroit	
10/31	C		at Denver	
11/7	C		NY Jets	
11/14	C		at New England	
11/21	L	7-9	Miami	52,945
11/28	W	20-0	Baltimore	33,985
12/5	L	21-33	at Green Bay+	46,655
12/12	W	13-0	Pittsburgh	58,391
12/19	L	23-24	at Tampa Bay	62,510
12/27	L	10-27	at Miami	73,924
1/2	L	19-30	at New England	36,218

+ at Milwaukee  
C - Canceled

	BUF	OPP
<b>TOTAL FIRST DOWNS</b>	180	151
Rushing	83	64
Passing	84	72
Penalty	13	15
3rd Down: Made/Att	57/129	34/112
3rd Down Pct.	44.1	30.4
4th Down: Made/Att	8/13	5/8
4th Down: Pct.	61.5	62.5

**POSSESSION AVG.** — —

	2927	2334
<b>TOTAL NET YARDS</b>		
Avg. per Game	325.2	259.3
Total Plays	604	536
Avg. per Play	4.9	4.4

	1371	1034
<b>NET YARDS RUSHING</b>		
Avg. per Game	152.3	114.9
Total Rushes	319	268

	1556	1300
<b>NET YARDS PASSING</b>		
Avg. per Game	172.9	144.4
Sacked/Yards Lost	12/115	12/82
Gross Yards	1671	1382
Att./Completions	273/149	256/114
Completion Pct.	54.6	44.5
Had Intercepted	17	13

	35/37.9	44/39.3
<b>PUNTS/AVERAGE</b>		

	36.5	35.7
<b>NET PUNTING AVG.</b>		

	69/582	49/395
<b>PENALTIES/YARDS</b>		

	23/9	14/8
<b>FUMBLES/BALL LOST</b>		

	18	15
<b>TOUCHDOWNS</b>		
Rushing	9	6
Passing	8	8
Returns	1	1

SCORE BY PERIOD	Q1	Q2	Q3	Q4	OT	PTS
BILLS	26	68	19	37	0	150
OPPONENTS	14	57	36	47	0	154

SCORING	TD	Ru	Pa	Rt	K-PAT	FG	S	Pts
Herrera	0	0	0	0	11/12	8/14	0	35
Leaks	5	5	0	0	0/0	0/0	0	30
Butler	4	0	4	0	0/0	0/0	0	24
Cribbs	3	3	0	0	0/0	0/0	0	18
Brammer	2	0	2	0	0/0	0/0	0	12
Ferguson	1	0	0	1	0/0	0/0	0	12
Lewis	2	0	2	0	0/0	0/0	0	12
Mike-Mayer	0	0	0	0	4/5	1/4	0	7
BILLS	18	9	8	1	15/17	9/18	0	150
OPP	15	6	8	1	14/15	16/20	1	154

**SACKS:** White 4.0, Williams 4.0, Smerlas 2.0, Freeman 1.0, Simpson 1.0  
**BILLS: 12.0**  
**OPPONENTS: 12.0**

RUSHING	No.	Yds	Avg	Long	TD
Cribbs	134	633	4.7	62	3
Leaks	97	405	4.2	17	5
Brown	41	187	4.6	19	0
Ferguson	16	46	2.9	13	1
Moore	16	38	2.4	9	0
Hooks	5	23	4.6	9	0
Koffler	2	21	10.5	12	0
Whittington	7	15	2.2	4	0
Holt	1	3	3.0	3	0
BILLS	319	1371	4.3	62	9
OPP	268	1034	3.9	30	6

RECEIVING	No.	Yds	Avg	Long	TD
Lewis	28	443	15.8	39	2
Butler	26	336	12.9	47	4
Brammer	25	225	9.0	22	2
Cribbs	13	99	7.6	31	0
Leaks	13	91	7.0	12	0
Piccone	12	140	11.7	29	0
Mosley	9	96	10.7	31	0
Tuttle	7	107	15.3	26	0
Brown	6	38	6.3	28	0
Holt	4	45	11.3	23	0
Barnett	4	39	9.8	22	0
Haslett	1	4	4.0	4	0
Moore	1	8	8.0	8	0
BILLS	149	1671	11.2	47	8
OPP	114	1382	12.1	45	8

INTERCEPTIONS	No.	Yds	Avg	Long	TD
Simpson	4	45	11.3	24	0
Freeman	3	27	9.0	14	0
B. Williams	1	20	20.0	20	0
Keating	1	14	14.0	14	0
Parrish	1	8	8.0	8	0
Romes	1	8	8.0	8	0
Robertson	1	0	0.0	0	0
Marve	1	0	0.0	0	0
BILLS	13	122	9.4	24	0
OPP	17	268	15.8	36	0

PUNTING	No.	Yds	Avg	Net	TB	In	Lg	B
Tuten	35	1328	37.9	36.5	1	13	61	0
BILLS	35	1328	37.9	36.5	1	13	61	0
OPP	44	1730	39.3	35.7	2	11	61	0

PUNT RETURNS	Ret	FC	Yds	Avg	Long	TD
Mosley	11	5	61	5.5	16	0
Holt	10	0	45	4.5	21	0
Hooks	4	0	13	3.3	8	0
Simpson	1	0	0	0.0	0	0
Tuttle	0	1	0	—	0	0
BILLS	26	6	119	4.6	21	0
OPP	10	14	30	3.0	10	0

KICKOFF RETURNS	No.	Yds	Avg	Long	TD
Mosley	18	487	27.1	66	0
Holt	7	156	22.3	37	0
Piccone	3	50	16.7	23	0
McKnight	3	34	11.3	17	0
Whittington	2	39	19.5	21	0
Brown	1	17	17.0	17	0
Keating	1	9	9.0	9	0
Roopenian	1	0	0.0	0	0
BILLS	36	792	22.0	66	0
OPP	34	604	17.8	32	0

FIELD GOALS	1-19	20-29	30-39	40-49	50+	TD
Herrera	2-2	0-1	2-4	4-7	0-0	0
Mike-Mayer	0-0	1-0	0-0	0-2	0-0	0
BILLS	2-2	1-3	2-4	4-9	0-0	0
OPP	0-0	4-5	6-6	6-7	0-2	0

Mike-Mayer: (48B,29N)(21G,43N)( )  
Herrera: (47G,41G,34N)(26B,32N)(49N,48N,34G,19G)(49G)(33G,48N)(46G,25G)  
OPPONENTS: (39G,47G,42G,54N)(43G,42G)(42G,49G,21G,56N)( )(33G,25G,22N,31G,32G)( )  
(49N,27G)(35G,30G)(42G)

**USUAL STARTERS**

OFFENSE		
WR	80	Jerry Butler
LT	72	Ken Jones
LG	67	Reggie McKenzie
C	53	Will Grant
RG	73	Jon Borchardt
RT	70	Joe Devlin
TE	86	Mark Brammer
WR	82	Frank Lewis
FB	48	Roosevelt Leaks
RB	20	Joe Cribbs
QB	12	Joe Ferguson

DEFENSE		
LE	77	Ben Williams
NT	76	Fred Smerlas
RE	83	Sherman White
OLB	62	Ervin Parker
ILB	54	Eugene Marve
ILB	55	Jim Haslett
OLB	58	Isiah Robertson
LCB	29	Mario Clark
RCB	28	Charles Romes
FS	45	Bill Simpson
SS	22	Steve Freeman

PASSING	Att	Cmp	Yds	Cmp%	Yds/Att	TD	TD%	Int	Int%	Long	Sack/Lost	Rating
Ferguson	264	144	1597	54.6	6.05	7	2.7	16	6.1	47	11/105	56.3
Robinson	8	5	74	62.5	9.25	1	12.5	0	0.0	31	1/10	132.0
Cribbs	1	0	0	0.0	0.00	0	0.0	1	100.0	0	0/0	—
BILLS	273	149	1671	54.6	6.12	8	3.0	17	6.2	47	12/115	57.3
OPPONENTS	256	114	1382	44.5	5.40	8	3.1	13	5.1	45	12/82	50.7



# 1983 SEASON STATISTICS

8-8 | T-2ND IN AFC EAST | HEAD COACH KAY STEPHENSON

Date	W/L	Score	Opponent	Attendance
9/4	L	0-12	Miami	78,715
9/11	W	10-6	at Cincinnati	46,839
9/18	W	28-23	Baltimore	40,937
9/25	W	30-13	Houston	60,070
10/3	L	10-34	NY Jets	79,933
10/9	W	38-35	(OT) at Miami	59,948
10/16	W	30-7	at Baltimore	38,565
10/23	L	0-31	New England	60,424
10/30	W	27-21	New Orleans	49,413
11/6	L	7-21	at New England	42,604
11/13	W	24-17	at NY Jets	48,513
11/20	L	24-27	LA Raiders	72,393
11/27	L	17-41	at LA Rams	48,246
12/4	W	14-9	at Kansas City	27,104
12/11	L	10-23	San Francisco	38,039
12/18	L	14-31	at Atlanta	31,015

	BUF	OPP
<b>TOTAL FIRST DOWNS</b>	309	332
Rushing	100	148
Passing	171	148
Penalty	38	36
3rd Down: Made/Att	71/212	81/221
3rd Down Pct.	33.5	36.7
4th Down: Made/Att	7/14	11/17
4th Down: Pct.	50.0	64.7

	28:24	31:36
<b>POSSESSION AVG.</b>		
<b>TOTAL NET YARDS</b>	4823	5809
Avg. per Game	301.4	363.1
Total Plays	1023	1078
Avg. per Play	4.7	5.4

	1736	2503
<b>NET YARDS RUSHING</b>		
Avg. per Game	108.5	156.4
Total Rushes	415	566

	3087	3306
<b>NET YARDS PASSING</b>		
Avg. per Game	192.9	206.6
Sacked/Yards Lost	37/351	32/247
Gross Yards	3438	3553
Att./Completions	571/317	480/286
Completion Pct.	55.5	59.6
Had Intercepted	28	13

	89/39.7	78/42.9
<b>PUNTS/AVERAGE</b>		

	33.6	36.2
<b>NET PUNTING AVG.</b>		

	144/1094	128/1298
<b>PENALTIES/YARDS</b>		

	24/12	32/18
<b>FUMBLES/BALL LOST</b>		

	36	39
<b>TOUCHDOWNS</b>		
Rushing	4	14
Passing	30	22
Returns	2	3

SCORE BY PERIOD	Q1	Q2	Q3	Q4	OT	PTS
BILLS	28	87	55	110	3	283
OPPONENTS	29	108	92	122	0	351

SCORING	TD	Ru	Pa	Rt	K-PAT	FG	S	Pts
Danelo	0	0	0	0	33/34	10/20	0	63
Cribbs	1	0	3	7	0/0	0/0	0	60
Franklin	4	0	4	0	0/0	0/0	0	24
Butler	3	0	3	0	0/0	0/0	0	18
Hunter	3	0	3	0	0/0	0/0	0	18
Lewis	3	0	3	0	0/0	0/0	0	18
Mosley	3	0	3	0	0/0	0/0	0	18
Tuttle	3	0	3	0	0/0	0/0	0	18
Brammer	2	0	2	0	0/0	0/0	0	12
Dawkins	1	0	1	0	0/0	0/0	0	6
Kennedy	1	0	0	1	0/0	0/0	0	6
Kilson	1	0	0	1	0/0	0/0	0	6
Leaks	1	1	0	0	0/0	0/0	0	6
Moore	1	0	1	0	0/0	0/0	0	6
Steinfort	0	0	0	0	1/1	1/6	0	4
BILLS	36	4	30	2	34/36	11/26		283
OPP	39	14	22	3	39/39	26/39		351

**SACKS:** Williams 10.0, Smerlas 6.0, Talley 5.0, Parker 4.0, White 3.0, K. Johnson 2.0, Marve 2.0  
**BILLS:** 32.0  
**OPPONENTS:** 37.0

RUSHING	No.	Yds	Avg	Long	TD
Cribbs	263	1131	4.3	45	3
Moore	60	275	4.6	21	0
Leaks	58	157	2.7	12	1
Ferguson	20	88	4.4	19	0
Hunter	2	28	14.0	24	0
Kofler	4	25	6.3	11	0
Riddick	4	18	4.5	12	0
V. Williams	3	11	3.7	5	0
Franklin	1	3	3.0	3	0
BILLS	415	1736	4.2	45	4
OPP	566	2503	4.4	50†	14

RECEIVING	No.	Yds	Avg	Long	TD
Cribbs	57	524	9.2	33†	7
Lewis	36	486	13.5	27†	3
Hunter	36	402	11.2	40†	3
Butler	36	385	10.7	25	3
Moore	34	199	5.9	21	1
Franklin	30	452	45.1	43†	4
Brammer	25	215	8.6	21	2
Tuttle	17	261	15.4	38	3
Mosley	14	180	12.9	35	3
Dawkins	11	123	11.2	28†	1
Barnett	10	94	9.4	14	0
Leaks	8	74	9.3	12	0
Riddick	3	43	14.3	24	0
BILLS	317	3438	10.8	43†	30
OPP	286	3553	12.4	72†	22

INTERCEPTIONS	No.	Yds	Avg	Long	TD
Freeman	3	40	13.3	29	0
C. Williams	3	6	2.0	4	0
Sanford	2	39	19.5	20	0
Romes	2	27	13.5	27	0
Keating	2	20	10.0	17	0
Kennedy	1	22	22.0	22†	1
BILLS	13	154	11.8	29	1
OPP	28	330	11.8	60†	2

PUNTING	No.	Yds	Avg	Net	TB	In	Lg	B
Cater	89	3533	39.7	33.6	7	24	60	0
BILLS	89	3533	39.7	33.6	7	24	60	0
OPP	78	3344	42.9	36.2	14	20	67	0

PUNT RETURNS	Ret	FC	Yds	Avg	Long	TD
Riddick	42	5	241	5.7	24	0
Hurley	1	0	0	0.0	0	0
V. Williams	1	0	0	0.0	0	0
BILLS	44	5	241	5.5	24	0
OPP	42	22	403	9.6	62	0

KICKOFF RETURNS	No.	Yds	Avg	Long	TD
V. Williams	22	494	22.5	60	0
Riddick	28	568	20.3	49	0
Mosley	9	236	26.2	33	0
B. Williams	3	56	18.7	23	0
Talley	2	9	4.5	5	0
BILLS	64	1363	21.3	60	0
OPP	53	949	17.9	43	0

FIELD GOALS	1-19	20-29	30-39	40-49	50+
Danelo	0-0	2-4	5-6	3-6	0-4
Steinfort	0-0	1-1	0-2	0-3	0-0
BILLS	0-0	3-5	5-8	3-9	0-4
OPP	1-1	6-6	8-10	11-19	0-2

Steinfort: (34B, 33N, 49N)(28G, 45N, 45N)  
 Danelo: (50N)(48G)(38G)(27N, 36G)  
 (50N, 23G, 40G, 30G)(54N, 47N)(124N)  
 (30G)(48G)(52N, 20G)(146B, 33G, 38N)(45N)  
 OPPONENTS: (33G, 23G, 36G, 50G)(40N, 30G, 47G)(28G, 49G, 45G)(31G, 26G)(19G, 38N, 42G)  
 (52N, 43N)(36N)(22G, 47N, 48N)(146B)(52N, 49N, 48G)(41G, 36G)(37G, 45B, 49G)(42N, 48G, 25G, 42G)(37G, 29G, 45N, 30G)(40G)

### USUAL STARTERS

OFFENSE		
WR	80	Jerry Butler
LT	72	Ken Jones
LG	51	Jim Ritcher
C	53	Will Grant
RG	73	Jon Borchardt
RT	63	Justin Cross
TE	86	Mark Brammer
WR	82	Frank Lewis
FB	34	Hunter Moore
RB	20	Joe Cribbs
QB	12	Joe Ferguson

DEFENSE		
LE	77	Ben Williams
NT	76	Fred Smerlas
RE	83	Sherman White (8)
	91	Ken Johnson (8)
OLB	57	Lucius Sanford
ILB	52	Chris Keating
ILB	54	Eugene Marve
OLB	62	Ervin Parker
LCB	29	Mario Clark
RCB	26	Charles Romes
FS	22	Steve Freeman
SS	21	Mike Kennedy

PASSING	Att	Cmp	Yds	Cmp%	Yds/Att	TD	TD%	Int	Int%	Long	Sack/Lost	Rating
Ferguson	508	281	2995	55.3	5.89	26	5.1	25	4.9	43	27/266	69.3
Kofler	61	35	440	57.4	7.21	4	6.6	3	4.9	28	10/85	81.3
Cribbs	2	1	3	50.0	25.00	0	0.0	0	0.0	3	0/0	56.3
BILLS	571	317	3438	55.5	6.02	30	5.3	28	4.9	43	37/351	70.5
OPPONENTS	480	286	3553	59.6	7.40	22	4.6	13	2.7	72	32/247	86.6



# 1984 SEASON STATISTICS

2-14 | 5TH IN AFC EAST | HEAD COACH KAY STEPHENSON

Date	W/L	Score	Opponent	Attendance
9/2	L	17-21	New England	48,528
9/9	L	7-37	at St. Louis	35,785
9/17	L	17-21	Miami	65,455
9/23	L	26-28	NY Jets	48,330
9/30	L	17-31	at Indianapolis	60,032
10/7	L	17-27	Philadelphia	37,555
10/14	L	28-31	at Seattle	59,034
10/21	L	7-37	Denver	31,204
10/28	L	7-38	at Miami	58,824
11/4	L	10-13	Cleveland	33,343
11/11	L	10-38	at New England	43,313
11/18	W	14-3	Dallas	74,391
11/25	L	14-41	at Washington	51,513
12/2	W	21-15	Indianapolis	20,693
12/8	L	17-21	at NY Jets	45,378
12/16	L	21-52	at Cincinnati	55,771

	BUF	OPP
<b>TOTAL FIRST DOWNS</b>	263	345
Rushing	98	134
Passing	149	186
Penalty	16	25
3rd Down: Made/Att	86/243	87/203
3rd Down Pct.	35.4	42.9
4th Down: Made/Att	11/26	7/10
4th Down: Pct.	42.3	70.0

<b>POSSESSION AVG.</b>	28:43	31:17
------------------------	-------	-------

<b>TOTAL NET YARDS</b>	4341	5582
Avg. per Game	271.3	348.9
Total Plays	1046	1052
Avg. per Play	4.2	5.3

<b>NET YARDS RUSHING</b>	1643	2106
Avg. per Game	102.7	131.6
Total Rushes	398	531

<b>NET YARDS PASSING</b>	2968	3476
Avg. per Game	168.6	217.3
Sacked/Yards Lost	60/554	26/191
Gross Yards	3252	3667
Att./Completions	588/298	495/300
Completion Pct.	50.7	60.6
Had Intercepted	30	16

<b>PUNTS/AVERAGE</b>	90/41.1	72/39.1
----------------------	---------	---------

<b>NET PUNTING AVG.</b>	32.7	32.2
-------------------------	------	------

<b>PENALTIES/YARDS</b>	121/997	87/734
------------------------	---------	--------

<b>FUMBLES/BALL LOST</b>	31/14	36/21
--------------------------	-------	-------

<b>TOUCHDOWNS</b>	31	56
Rushing	9	19
Passing	18	32
Returns	4	5

<b>SCORE BY PERIOD</b>	Q1	Q2	Q3	Q4	OT	PTS
BILLS	66	57	64	63	0	250
OPPONENTS	113	148	72	121	0	454

<b>SCORING</b>	TD	Ru	Pa	Rt	K-PAT	FG	S	Pts
Bell	8	7	1	0	0/0	0/0	0	48
Dennard	7	0	0	0	0/0	0/0	0	42
Danelo	0	0	0	0	17/17	8/16	0	41
Franklin	4	0	4	0	0/0	0/0	0	24
Nelson	0	0	0	0	14/14	3/5	0	23
Dawkins	2	0	2	0	0/0	0/0	0	12
Hunter	2	0	2	0	0/0	0/0	0	12
Brookins	1	0	1	0	0/0	0/0	0	6
David	1	0	0	1	0/0	0/0	0	6
Dufek	1	1	0	0	0/0	0/0	0	6
Keating	1	0	0	1	0/0	0/0	0	6
Neal	1	1	0	0	0/0	0/0	0	6
Sanford	1	0	0	1	0/0	0/0	0	6
V. Williams	1	0	1	0	0/0	0/0	0	6
Wilson	1	0	0	1	0/0	0/0	0	6
BILLS	31.9	18.4	31.3	11/21				250
OPP	56.19	32.5	56/56	20/28				1 454

**SACKS:** Talley 5.0, Johnson 3.5, Haslett 3.5, McNanie 3.0, Williams 2.0, Smerlas 2.0, Freeman 2.0, Kush 2.0, Keating 2.0, David 1.0

**BILLS: 26.0**  
**OPPONENTS: 60.0**

<b>RUSHING</b>	No.	Yds	Avg	Long	TD
Bell	262	1100	4.2	85	7
Neal	49	175	3.6	10	1
Ferguson	19	102	5.4	20	0
Moore	24	84	3.5	21	0
Koffler	10	80	8.0	19	0
V. Williams	18	51	2.8	7	0
Brookins	2	27	13.5	16	0
Dufek	9	22	2.4	13	1
Hunter	1	6	6.0	6	0
Riddick	3	3	1.0	6	0
Franklin	1	-7	-7.0	-7	0
BILLS	398	1643	4.1	85	9
OPP	531	2106	4.0	31+	19

<b>RECEIVING</b>	No.	Yds	Avg	Long	TD
Franklin	69	862	12.5	64+	4
Bell	34	277	8.1	37	1
Hunter	33	331	10.0	30	2
Moore	33	172	5.2	14	0
Dennard	30	417	13.9	68+	7
Riddick	23	276	12.0	38	0
Dawkins	21	295	14.0	37+	2
Brookins	18	318	17.7	70+	1
Neal	9	76	8.4	18	0
Barnett	8	67	8.4	18	0
Brammer	7	49	7.0	12	0
V. Williams	5	46	9.2	32	1
Mosley	4	38	9.5	17	0
White	4	28	7.0	11	0
BILLS	298	3252	10.9	70+	18
OPP	300	3667	12.2	65+	32

<b>INTERCEPTIONS</b>	No.	Yds	Avg	Long	TD
Romes	5	130	26.0	55	0
Freeman	3	45	15.0	45	0
Carpenter	3	11	3.7	11	0
Smerlas	1	25	25.0	25	0
Kush	1	15	15.0	15	0
L. Smith	1	7	7.0	7	0
Bellinger	1	0	0.0	0	0
Talley	1	0	0.0	0	0
BILLS	16	233	14.6	55	0
OPPONENTS	30	416	13.9	59+	4

<b>PUNTING</b>	No	Yds	Avg	Net	TB	In	Lg	B
Kidd	88	3696	42.0	32.7	8	16	63	2
BILLS	90	3696	41.1	32.7	8	16	63	2
OPP	72	2812	39.1	32.2	10	22	69	1

<b>PUNT RETURNS</b>	Ref	FC	Yds	Avg	Long	TD
Wilson	33	8	297	9.0	65+	1
BILLS	33	8	297	9.0	65+	1
OPP	52	10	597	11.5	39	0

<b>KICKOFF RETURNS</b>	No.	Yds	Avg	Long	TD
V. Williams	39	820	21.0	65	0
Wilson	34	576	16.9	36	0
Bell	1	15	15.0	15	0
David	1	6	6.0	6	0
White	1	5	5.0	5	0
BILLS	76	1422	18.7	65	0
OPP	44	958	21.8	59	0

<b>FIELD GOALS</b>	1-19	20-29	30-39	40-49	50+
Nelson	0-0	0-0	1-2	2-3	0-0
Danelo	0-0	5-5	2-4	0-4	1-3
BILLS	0-0	5-5	3-6	2-7	1-3
OPP	0-0	10-10	4-5	4-7	2-6

Danelo: (45N,27G)(52B)(47B,33G)(52G,40N,36G,27G,20G)(23G)(27G,52N,30N)(33N)(42N)  
 Nelson: (37N,42G)(34G,43N)(11)(147G)(1)  
 OPPONENTS: (1)(23G,47B,47B,53N,21G,52G)(36N)(52N)(52B,43G)(36G,22G)(25G)(45G,45G,40G)(22G)(28G,36G)(21G)(20G,47N)(38G,50N,51G)(28G,21G)(1)(36G)

### USUAL STARTERS

#### OFFENSE

WR	83	Preston Dennard
LT	72	Ken Jones
LG	51	Jim Ritcher
C	53	Will Grant
RG	73	Jon Borchardt
RT	70	Joe Devlin
TE	87	Tony Hunter (8)
	84	Buster Barnett (7)
WR	85	Byron Franklin
FB	34	Booker Moore
RB	28	Greg Bell
QB	12	Joe Ferguson

#### DEFENSE

LE	77	Ben Williams
NT	76	Fred Smerlas
RE	91	Ken Johnson
OLB	57	Lucius Sanford (7)
	52	Chris Keating (6)
	55	Jim Haslett
ILB	54	Eugene Marve
OLB	56	Darryl Talley
LCB	30	Brian Carpenter
RCB	26	Charles Romes
FS	21	Don Wilson
SS	22	Steve Freeman

<b>PASSING</b>	Att	Cmp	Yds	Cmp%	Yds/Att	TD	TD%	Int	Int%	Long	Sack/Lost	Rating
Ferguson	344	191	1991	55.5	5.79	12	3.9	17	4.9	68+	35/357	63.5
Dufek	150	74	829	49.3	5.53	4	2.7	8	5.3	64+	10/86	52.9
Koffler	93	33	432	35.5	4.65	2	2.2	5	5.4	70+	15/111	35.8
Mosley	1	0	0	0.0	0.00	0	0.0	0	0.0	0	0/0	39.6
BILLS	588	298	3252	50.7	5.53	18	3.1	30	5.1	70+	60/554	56.3
OPPONENTS	495	300	3667	60.6	7.41	32	6.5	16	3.2	65+	26/191	91.5



# 1985 SEASON STATISTICS

2-14 | 5TH IN AFC EAST | HEAD COACH KAY STEPHENSON & HANK BULLOUGH

Date	W/L	Score	Opponent	Attendance
9/8	L	9-14	San Diego	67,597
9/15	L	3-42	at NY Jets	63,449
9/22	L	14-17	New England	40,334
9/29	L	20-27	Minnesota	45,667
10/6*	L	17-49	at Indianapolis	60,003
10/13	L	3-14	at New England	40,462
10/20	W	21-9	Indianapolis	28,430
10/27	L	17-21	at Philadelphia	60,987
11/3	L	17-23	Cincinnati	25,640
11/10	W	20-0	Houston	21,831
11/17	L	7-17	at Cleveland	50,764
11/24	L	14-23	Miami	50,474
12/1	L	7-40	at San Diego	45,487
12/8	L	7-27	NY Jets	23,122
12/15	L	24-30	at Pittsburgh	35,953
12/22	L	0-28	at Miami	64,811

\* Hank Bullough's first game

	BUF	OPP
<b>TOTAL FIRST DOWNS</b>	256	320
Rushing	86	142
Passing	151	159
Penalty	19	19
3rd Down: Made/Att	68/208	100/226
3rd Down Pct.	32.7	44.2
4th Down: Made/Att	7/17	8/14
4th Down: Pct.	41.1	57.1

**POSSESSION AVG.** 28:21 31:39

	BUF	OPP
<b>TOTAL NET YARDS</b>	4595	5540
Avg. per Game	287.2	346.3
Total Plays	971	1071
Avg. per Play	4.7	5.2

	BUF	OPP
<b>NET YARDS RUSHING</b>	1611	2462
Avg. per Game	100.7	153.9
Total Rushes	412	569

	BUF	OPP
<b>NET YARDS PASSING</b>	2984	3078
Avg. per Game	186.5	192.4
Sacked/Yards Lost	42/347	25/223
Gross Yards	3331	3301
Att./Completions	517/263	477/265
Completion Pct.	50.9	55.6
Had Intercepted	31	20

**PUNTS/AVERAGE** 92/41.5 81/40.5

**NET PUNTING AVG.** 35.9 34

**PENALTIES/YARDS** 132/965 107/870

**FUMBLES/BALL LOST** 36/21 36/15

	BUF	OPP
<b>TOUCHDOWNS</b>	23	50
Rushing	13	20
Passing	9	24
Returns	1	6

SCORE BY PERIOD	Q1	Q2	Q3	Q4	OT	PTS
BILLS	58	63	41	38	0	200
OPPONENTS	51	144	78	108	0	381

SCORING	TD	Ru	Pa	Rt	K-PAT	FG	S	Pts
Norwood	0	0	0	23	23	13	17	0 62
Bell	9	8	1	0	0/0	0/0	0	0 54
Reed	5	1	4	0	0/0	0/0	0	0 30
Butler	2	0	2	0	0/0	0/0	0	0 12
Cribbs	1	1	0	0	0/0	0/0	0	0 6
Ferragamo	1	1	0	0	0/0	0/0	0	0 6
Mathison	1	1	0	0	0/0	0/0	0	0 6
Metzelaars	1	1	0	0	0/0	0/0	0	0 6
Moore	1	1	0	0	0/0	0/0	0	0 6
Ramson	1	0	1	0	0/0	0/0	0	0 6
D. Wilson	1	0	0	1	0/0	0/0	0	0 6
BILLS	23	13	9	1	23	23	13	17 200
OPP	50	20	24	6	45	50	12	15 381

**SACKS:** B. Smith 6.5, McNanie 3.0, D. Smith 3.0, Perryman 2.0, Talley 2.0, Sanford 2.0, Johnson 1.5, Williams 1.5, Frazier 1.0, Haslett 1.0, Smerlas 0.5, Others 1.0  
**BILLS:** 25.0  
**OPPONENTS:** 42.0

RUSHING	No.	Yds	Avg	Long	TD
Bell	223	883	4.0	77t	8
Cribbs	122	399	3.3	16	1
Mathison	27	231	8.6	22	1
Steels	4	26	6.5	22	0
Pruitt	7	24	3.4	7	0
Moore	15	23	1.5	4	1
Ferragamo	8	15	1.9	5	1
Hutchison	2	11	5.5	7	0
B. Smith	1	0	0.0	0	0
Reed	3	-1	-0.3	14t	1
BILLS	412	1611	3.9	77t	13
OPP	569	2462	4.3	69	20

RECEIVING	No.	Yds	Avg	Long	TD
Bell	58	576	9.9	49	1
Reed	48	770	18.8	60t	2
Butler	41	770	18.8	60t	2
Ramson	37	369	10.0	43	1
Burkett	21	371	17.7	38	0
Cribbs	18	142	7.9	23	0
Richardson	12	201	16.8	27	0
Metzelaars	12	80	6.7	13	1
Moore	7	44	6.3	9	0
Brookins	3	71	23.7	46	0
Norris	2	30	15.0	18	0
Steels	2	9	4.5	6	0
Teal	1	24	24.0	24	0
V. Williams	1	7	7.0	7	0
BILLS	263	3331	12.7	60t	9
OPP	265	3301	12.5	96t	24

INTERCEPTIONS	No.	Yds	Avg	Long	TD
Romes	7	56	8.0	21	0
Bellinger	2	64	32.0	41	0
D. Wilson	2	23	11.5	23	0
Hill	2	17	8.5	17	0
Bayless	2	10	5.0	10	0
Burroughs	2	7	3.5	7	0
Haslett	1	40	40.0	40	0
Frazier	1	8	8.0	8	0
Johnson	1	0	0.0	0	0
BILLS	20	225	11.3	41	0
OPP	31	418	13.5	75t	4

PUNTING	No.	Yds	Avg	Net	TB	In	Lg	B
Kidd	92	3818	41.5	35.9	4	33	67	0
BILLS	92	3818	41.5	35.9	4	33	67	0
OPP	81	3284	40.5	34.0	12	21	64	1

PUNT RETURNS	Ret	FC	Yds	Avg	Long	TD
D. Wilson	16	5	161	10.1	30	0
Hill	16	1	120	7.5	24	0
Reed	5	0	12	2.4	5	0
E. Wilson	1	0	0	0.0	0	0
BILLS	38	6	293	7.7	30	0
OPP	49	15	438	8.9	85t	1

KICKOFF RETURNS	No.	Yds	Avg	Long	TD
D. Wilson	22	465	21.1	37	0
Steels	20	338	16.9	35	0
Hutchison	12	239	19.9	36	0
Brookins	6	152	25.3	39	0
Richardson	3	69	23.0	31	0
Moore	3	31	10.3	15	0
Teal	1	20	20.0	20	0
V. Williams	1	20	20.0	20	0
BILLS	68	1334	19.6	39	0
OPP	41	798	19.5	53	0

FIELD GOALS	1-19	20-29	30-39	40-49	50+
Norwood	0-0	7-8	2-4	4-5	0-0
BILLS	0-0	7-8	2-4	4-5	0-0
OPP	0-0	5-6	4-4	3-5	0-0

Norwood: [27G,34G,29G][32G][49G,28G][45G][47G][26G][43G,27N][24G,23G][47N][31N][39N][24G]

OPPONENTS: ([47N]32G)([20N][41G,27G,38G])([31G][40G][22G,24G,28G])([41N,26G,31G,45G])

## USUAL STARTERS

### OFFENSE

WR	80	Jerry Butler
LT	72	Ken Jones
LG	51	Jim Ritcher
C	53	Will Grant
RG	65	Tim Vogler
RT	70	Joe Devlin
TE	87	Eaton Ramson (10)
	88	Pete Metzelaars (6)
WR	83	Andre Reed
FB	34	Booker Moore
RB	28	Greg Bell
QB	5	Vince Ferragamo (9)
	7	Bruce Mathison (7)

### DEFENSE

LE	77	Ben Williams
NT	76	Fred Smerlas
RE	78	Bruce Smith
OLB	57	Lucius Sanford
ILB	55	Jim Haslett
ILB	54	Eugene Marve
OLB	52	Guy Frazier
LCB	29	Derrick Burroughs
RCB	26	Charles Romes
FS	43	Martin Bayless
SS	22	Steve Freeman

PASSING	Att	Cmp	Yds	Cmp%	Yds/Att	TD	TD%	Int	Int%	Long	Sack/Lost	Rating
Ferragamo	287	149	1677	51.9	5.84	5	1.7	17	5.9	48	19/135	50.8
Mathison	228	113	1635	49.6	7.17	4	1.8	14	6.2	60t	22/203	53.5
Reich	1	1	19	100.0	19.00	0	0.0	0	0.0	19	0/0	118.8
Bell	1	0	0	0.0	0.00	0	0.0	0	0.0	0	0/0	39.6
Kidd	0	0	0	—	0.00	0	0.0	0	0.0	0	1/9	0.0
BILLS	517	263	3331	50.9	6.44	9	1.7	31	6.0	60t	42/347	52.1
OPPONENTS	477	265	3301	55.6	6.92	24	5.0	20	4.2	96t	25/223	76.5





# 1986 SEASON STATISTICS

4-12 | 4TH IN AFC EAST | HEAD COACH HANK BULLOUGH & MARV LEVY

Date	W/L Score	Opponent	Attendance
9/7	L 24-28	NY Jets	79,951
9/14	L 33-36(OT)	at Cincinnati	52,714
9/21	W 17-10	St. Louis	65,762
9/28	L 17-20	Kansas City	67,555
10/5	L 13-14	at NY Jets	69,504
10/12	L 14-27	at Miami	49,467
10/19	W 24-13	Indianapolis	50,050
10/26	L 3-23	New England	77,808
11/2	L 28-34	at Tampa Bay	32,806
11/9*	W 16-12	Pittsburgh	72,000
11/16	L 24-34	Miami	76,474
11/23	L 19-22	at New England	60,455
11/30	W 17-14	at Kansas City	31,492
12/7	L 17-21	Cleveland	42,213
12/14	L 14-24	at Indianapolis	52,783
12/21	L 7-16	at Houston	31,409

\* Marv Levy's first game

	BUF	OPP
<b>TOTAL FIRST DOWNS</b>	291	334
Rushing	101	100
Passing	152	204
Penalty	38	30
3rd Down: Made/Att	60/185	79/218
3rd Down Pct.	32.4	36.2
4th Down: Made/Att	8/14	12/18
4th Down: Pct.	57.1	66.7

<b>POSSESSION AVG.</b>	28:02	31:58
------------------------	-------	-------

	5017	5523
<b>TOTAL NET YARDS</b>	5017	5523
Avg. per Game	313.6	345.2
Total Plays	963	1071
Avg. per Play	5.2	5.2

	1654	1721
<b>NET YARDS RUSHING</b>	1654	1721
Avg. per Game	103.4	107.6
Total Rushes	419	465

	3363	3802
<b>NET YARDS PASSING</b>	3363	3802
Avg. per Game	210.2	237.6
Sacked/Yards Lost	45/334	36/267
Gross Yards	3697	4069
Att./Completions	499/294	570/343
Completion Pct.	58.9	60.2
Had Intercepted	19	10

<b>PUNTS/AVERAGE</b>	75/40.4	83/38.1
----------------------	---------	---------

<b>NET PUNTING AVG.</b>	34.5	33.4
-------------------------	------	------

<b>PENALTIES/YARDS</b>	121/878	128/1098
------------------------	---------	----------

<b>FUMBLES/BALL LOST</b>	40/20	19/8
--------------------------	-------	------

	34	40
<b>TOUCHDOWNS</b>	34	40
Rushing	9	18
Passing	22	21
Returns	3	1

SCORE BY PERIOD	Q1	Q2	Q3	Q4	OT	PTS
BILLS	51	87	71	78	0	287
OPPONENTS	70	91	69	115	0	348

SCORING	TD	R	Pa	Rt	K-PAT	FG	S	Pts
Norwood	0	9	0	32	3/4	17/27	0	83
Reed	7	0	7	0	0/0	0/0	0	42
Bell	6	4	2	0	0/0	0/0	0	36
Riddick	5	4	1	0	0/0	0/0	0	30
Burkett	4	0	4	0	0/0	0/0	0	24
Metzelaars	4	0	3	1	0/0	0/0	0	24
Butler	2	0	2	0	0/0	0/0	0	12
Bellinger	1	0	0	1	0/0	0/0	0	6
Byrum	1	0	1	0	0/0	0/0	0	6
Harmon	1	0	1	0	0/0	0/0	0	6
Moore	1	1	0	0	0/0	0/0	0	6
Pitts	1	0	0	1	0/0	0/0	0	6
BILLS	33	9	22	2	23/34	17/27	0	287
OPP	40	18	21	1	38/40	22/33	2	384

**SACKS:** B. Smith 15.0, McNanie 6.5, Talley 3.0, Marve 2.5, Smerlas 2.0, Bayless 1.0, Cumby 1.0, Drane 1.0, Frazier 1.0, Hamby 1.0, Prater 1.0, Sanford 1.0  
**BILLS:** 36.0  
**OPPONENTS:** 45.0

RUSHING	No.	Yds	Avg	Long	TD
Riddick	150	632	4.2	41t	4
Bell	90	377	4.2	42	4
Kelly	41	199	4.9	20	0
Harmon	54	172	3.2	38	0
Byrum	38	156	4.1	18	0
Moore	33	104	3.2	14	1
Wilkins	3	18	6.0	11	0
King	4	10	2.5	7	0
Kidd	1	0	0.0	0	0
Broughton	1	-6	-6.0	-6	0
Reed	3	-8	-2.7	4	0
BILLS	419	1654	3.9	42	9
OPP	465	1721	3.7	45t	18

RECEIVING	No.	Yds	Avg	Long	TD
Reed	53	739	13.9	55t	7
Metzelaars	49	485	9.9	44t	3
Riddick	49	468	9.6	31t	1
Burkett	34	778	22.9	84t	4
Moore	23	184	8.0	27	0
Harmon	22	185	8.4	27	1
Butler	15	302	20.1	53	2
Byrum	13	104	8.0	17	1
Bell	12	142	11.8	40t	2
Wilkins	8	74	9.3	26	0
Teal	6	60	10.0	20	1
Rolle	4	56	14.0	20	0
Broughton	3	71	23.7	57	0
Richardson	3	49	16.3	32	0
BILLS	294	3697	12.6	84t	22
OPP	343	4069	11.9	71t	21

INTERCEPTIONS	No.	Yds	Avg	Long	TD
Romes	4	23	5.8	23	0
Burroughs	2	49	24.5	41	0
Bellinger	1	14	14.0	14	0
Smerlas	1	3	3.0	3	0
Bayless	1	0	0.0	0	0
Freeman	1	0	0.0	0	0
BILLS	10	89	8.9	41	0
OPP	19	284	14.9	69	0

PUNTING	No	Yds	Avg	Net	TB	In	Lg	B
Kidd	75	3031	40.4	34.5	9	14	57	0
BILLS	75	3031	40.4	34.5	9	14	57	0
OPP	83	3162	38.1	33.4	7	31	64	1

PUNT RETURNS	Ret	FC	Yds	Avg	Long	TD
Pitts	18	11	194	10.8	49t	1
Broughton	12	2	53	4.4	13	0
Hill	1	0	0	0.0	0	0
Richardson	1	0	0	0.0	0	0
BILLS	32	13	247	7.7	49t	1
OPP	32	12	260	8.1	17	0

KICKOFF RETURNS	No.	Yds	Avg	Long	TD
Harmon	18	321	17.8	32	0
Tasker	9	148	16.4	24	0
Broughton	11	243	22.1	39	0
Riddick	8	200	25.0	49	0
Richardson	6	123	20.5	28	0
Bellinger	2	32	16.0	16	0
Pitts	1	7	7.0	7	0
BILLS	55	1074	19.5	49	0
OPP	56	1157	20.7	44	0

FIELD GOALS	1-19	20-29	30-39	40-49	50+
Norwood	1-1	6-6	7-7	3-8	0-5
BILLS	1-1	6-6	7-7	3-8	0-5
OPP	0-0	9-9	4-8	5-12	4-4

Norwood: (19G)(20G,44G)(35G)(52N,32G)(23G,32G)(60N)(37G,50B,46N)(53N,26G)(1)(29G)(39G)(48G,34G,33G,28G)(47G,47N)(22G,44N)(46N)(53N,42B)  
 OPPONENTS: ( ) (51G,20G)(49N,30N,27G)(24G,46G)( ) (25G,36G,49N)(37N,46G,44G)(31G,47N,27G,26G)(49G,26G,49N)( ) (46B,52G,36G)(37G,47G)(41N,44N)( ) (32N,30N,52G)(26G,51G,22G)

USUAL STARTERS	OFFENSE
WR	85
LT	72
LG	51
C	67
RG	73
RT	70
TE	88
WR	83
FB	42
RB	40
	28
QB	12

DEFENSE	
LE	95
NT	76
RE	78
OLB	57
	52
ILB	58
	50
ILB	54
OLB	56
LCB	36
RCB	26
FS	22
SS	43

Chris Burkett
Ken Jones
Jim Ritcher
Kent Hull
Will Wolford
Joe Devlin
Pete Metzelaars
Andy Reed
Rick Moore
Robb Riddick (8)
Greg Bell (6)
Jim Kelly
Sean McNanie
Fred Smerlas
Bruce Smith
Lucius Sanford (8)
Guy Frazier (7)
George Cumby (9)
Ray Bentley (7)
Eugene Marve
Darryl Talley
Rodney Bellinger
Charles Romes
Steve Freeman
Martin Bayless

PASSING	Att	Cmp	Yds	Cmp%	Yds/Att	TD	TD%	Int	Int%	Long	Sack/Lost	Rating
Kelly	480	285	3593	59.4	7.49	22	4.6	17	3.5	84t	43/330	83.3
Reich	19	9	104	47.4	5.47	0	0.0	2	10.5	37	2/4	24.8
BILLS	499	294	3697	58.9	7.41	22	4.4	19	3.8	84t	45/334	80.9
OPPONENTS	570	343	4069	60.2	7.14	21	3.7	10	1.8	71t	36/267	86.9

# 1987 SEASON STATISTICS

7-8 | 4TH IN AFC EAST | HEAD COACH MARV LEVY

Date	W/L Score	Opponent	Attendance
9/13	L 28-31	NY Jets	76,718
9/20	W 34-30	Houston	56,534
9/27	C	at Dallas	
10/4	L 6-47	Indianapolis*	9,860
10/11	L 7-14	at New England*	11,878
10/18	W 6-3(OT)	NY Giants*	15,373
10/25	W 34-31(OT)	at Miami	61,295
11/1	L 7-27	Washington	71,640
11/8	W 21-14	Denver	63,698
11/15	L 21-27	at Cleveland	78,409
11/22	W 17-14	at NY Jets	58,407
11/29	W 27-0	Miami	68,055
12/6	L 21-34	at LA Raiders	43,143
12/13	W 27-3	at Indianapolis	60,253
12/20	L 7-13	New England	74,945
12/27	L 7-17	at Philadelphia	57,547

C (Canceled due to players' strike.)

\* Replacement players

	BUF	OPP
<b>TOTAL FIRST DOWNS</b>	294	297
Rushing	111	114
Passing	151	162
Penalty	32	21
3rd Down: Made/Att	77/208	82/220
3rd Down Pct.	37.0	37.3
4th Down: Made/Att	8/19	10/18
4th Down: Pct.	42.1	55.6

<b>POSSESSION AVG.</b>	28:41	31:19
------------------------	-------	-------

<b>TOTAL NET YARDS</b>	4741	4906
Avg. per Game	316.1	327.1
Total Plays	1018	1022
Avg. per Play	4.7	4.8

<b>NET YARDS RUSHING</b>	1840	2052
Avg. per Game	122.7	136.8
Total Rushes	465	541

<b>NET YARDS PASSING</b>	2901	2854
Avg. per Game	193.4	190.3
Sacked/Yards Lost	37/345	34/267
Gross Yards	3246	3121
Att./Completions	516/292	447/249
Completion Pct.	56.6	55.7
Had Intercepted	19	17

<b>PUNTS/AVERAGE</b>	83/38.2	88/36.7
----------------------	---------	---------

<b>NET PUNTING AVG.</b>	33.9	31.8
-------------------------	------	------

<b>PENALTIES/YARDS</b>	94/762	103/840
------------------------	--------	---------

<b>FUMBLES/BALL LOST</b>	41/24	37/14
--------------------------	-------	-------

<b>TOUCHDOWNS</b>	33	37
Rushing	9	11
Passing	21	25
Returns	3	1

<b>SCORE BY PERIOD</b>	Q1	Q2	Q3	Q4	OT	PTS
BILLS	17	86	51	110	6	270
OPPONENTS	54	113	77	61	0	305

<b>SCORING</b>	TD	Ru	Pa	Rt	K-PAT	FG	S	Pts
Norwood	0	0	0	0	31/31	10/15	0	50
Riddick	8	5	3	0	0/0	0/0	1	61
Reed	5	0	5	0	0/0	0/0	0	30
Burkett	4	0	4	0	0/0	0/0	0	24
Harmon	4	2	2	0	0/0	0/0	0	24

T. Johnson	2	0	2	0	0/0	0/0	0	12
Mueller	2	2	0	0	0/0	0/0	0	12
Rolle	2	0	2	0	0/0	0/0	0	12
Schlopy	0	0	0	0	1/2	2/5	0	7
Broughton	1	1	0	0	0/0	0/0	0	6
M. Brown	1	1	0	0	0/0	0/0	0	6
Kelso	1	0	0	0	0/0	0/0	0	6
McFadden	1	0	1	0	0/0	0/0	0	6
McNanie	1	0	0	0	0/0	0/0	0	6
Smith	1	0	0	0	0/0	0/0	0	6
Tasker	0	0	0	0	0/0	0/0	1	2
BILLS	33	9	21	3	32/33	12/20	2	270
OPP	37	11	25	1	36/37	15/20	1	305

**SACKS:** Smith 12.0, Bennett 8.5, Seals 3.5, McNanie 2.5, Armstrong 2.0, Bentley 1.0, Drane 1.0, Martin 1.0, Smerlas 1.0, Talley 1.0, Conlan 0.5  
**BILLS:** 34.0, **OPPONENTS:** 37.0

<b>RUSHING</b>	No.	Yds	Avg	Long	TD
Harmon	116	485	4.2	21	2
Mueller	82	354	4.3	20	2
Byrum	66	280	4.2	30	0
Riddick	59	221	3.7	25	5
R. Porter	47	177	3.8	13	0
Kelly	29	133	4.6	24	0
Bell	14	60	4.3	11	0
Sheperd	12	42	3.5	19	0
King	9	28	3.1	8	0
Williams	9	25	2.8	9	0
Partridge	1	13	13.0	13	0
Totten	12	11	0.9	7	0
Manucci	4	6	1.5	9	0
McClure	2	4	2.0	3	0
Reed	1	1	1.0	1	0
K. Porter	2	0	0.0	1	0
BILLS	465	1840	4.0	30	9
OPP	541	2052	3.8	42	11

<b>RECEIVING</b>	No.	Yds	Avg	Long	TD
Reed	57	752	13.2	40	5
Burkett	56	765	13.7	47	4
Harmon	56	477	8.5	42	2
Metzelaars	28	290	10.4	34	0
T. Johnson	15	186	12.4	26	2
Riddick	15	96	6.4	17	3
M. Brown	9	120	13.3	30	1
Gaines	9	115	12.8	37	0
McKeller	9	80	8.9	22	0
R. Porter	9	70	7.8	26	0
Broughton	5	90	18.0	39	1
McFadden	4	41	10.3	13	1
Bell	4	37	9.3	12	0
Byrum	3	23	7.7	20	0
Mueller	3	13	4.3	11	0
Bynum	2	24	12.0	17	0
Rolle	2	6	3.0	3	2
Kelly	1	35	35.0	35	0
Chetti	1	9	9.0	9	0
Belk	1	7	7.0	7	0
Williams	1	5	5.0	5	0
King	1	3	3.0	3	0
Sheperd	1	2	2.0	2	0
BILLS	292	3246	11.1	47	21
OPP	249	3121	12.5	55	25

<b>INTERCEPTIONS</b>	No.	Yds	Avg	Long	TD
Kelso	6	25	4.2	11	0
Pitts	3	19	6.3	12	0
Burroughs	2	11	5.5	14	0

Radecic	2	4	2.0	4	0
Clark	1	23	23.0	23	0
Schankweiler	1	7	7.0	7	0
Cokeley	1	4	4.0	4	0
Davis	1	0	0.0	0	0
BILLS	17	93	5.5	23	0
OPP	19	177	9.3	28	0

<b>PUNTING</b>	No.	Yds	Avg	Net	Tb	In	Lg	B
Kidd	64	2495	39.0	34.5	7	20	47	0
Partridge	18	678	37.7	31.9	2	3	52	1
BILLS	83	3173	38.2	33.9	9	23	67	1
OPP	88	3229	36.7	31.8	10	13	77	4

<b>PUNT RETURNS</b>	Ret	FC	Yds	Avg	Long	TD
Pitts	23	12	149	6.5	19	0
McFadden	8	3	83	10.4	23	0
BILLS	31	15	232	7.5	23	0
OPP	35	13	179	5.1	17	0

<b>KICKOFF RETURNS</b>	No.	Yds	Avg	Long	TD
Tasker	11	197	17.9	39	0
R. Porter	8	219	27.4	40	0
McFadden	7	121	17.3	26	0
Riddick	7	151	21.6	31	0
Mueller	5	74	14.8	20	0
Armstrong	2	25	12.5	18	0
M. Brown	2	35	17.5	18	0
Harmon	1	30	30.0	30	0
Radecic	1	14	14.0	14	0
Rolle	1	6	6.0	6	0
BILLS	45	872	19.4	40	0
OPP	43	679	15.8	34	0

<b>FIELD GOALS</b>	1-19	20-29	30-39	40-49	50+
Norwood	0-0	3-4	4-6	3-5	0-0
Schlopy	0-0	1-1	1-3	0-1	0-0
BILLS	0-0	4-5	5-9	3-6	0-0
OPP	0-0	5-5	7-8	2-5	1-2

Norwood: ( ) (45G, 38G) ( ) ( ) (22B, 41G, 43N, 27G) ( ) (30G) (38N, 36N) (42N) (42N) (39G, 47N, 28G) ( ) (39G, 25G) ( ) ( ) ( )  
 Schlopy: (30N, 44N, 31G, 28N, 27G)  
**OPPONENTS:** (29G) (52G, 27G, 30G) (36G) ( ) (37N, 22G, 40N) (46G) (30G, 33G) ( ) (22G, 52N, 40G) (44N) ( ) (22G, 33G, 44N) (30G) ( ) (39G)

## USUAL STARTERS

<b>OFFENSE</b>	
WR	85 Chris Burkett
LT	73 Will Wolford
LG	51 Jim Ritcher
C	67 Kent Hull
RG	65 Tim Vogler
RT	70 Joe Devlin
TE	88 Pete Metzelaars
WR	83 Andre Reed
FB	35 Carl Byrum (6)
	39 Jamie Mueller (6)
RB	33 Ronnie Harmon
QB	12 Jim Kelly

<b>DEFENSE</b>	
LE	95 Sean McNanie
NT	76 Fred Smerlas
RE	78 Bruce Smith
LOLB	55 Cornelius Bennett
LILB	58 Shane Conlan
RILB	97 Scott Radecic
ROLB	56 Darryl Talley
LCB	29 Derrick Burroughs
RCB	37 Nate Odomes
FS	38 Mark Kelso
SS	45 Dwight Drane

<b>PASSING</b>	Att	Cmp	Yds	Cmp%	Yds/Att	TD	TD%	Int	Int%	Long	Sack/Lost	Rating
Kelly	419	250	2768	59.7	6.61	19	4.5	11	2.6	47	27/239	83.8
McClure	38	20	181	52.6	4.76	0	0.0	3	1.7	30	2/17	32.9
Totten	33	13	155	39.4	4.70	2	6.1	2	6.1	37	5/62	49.4
Manucci	21	7	68	33.3	3.24	0	0.0	2	9.5	15	3/27	2.8
Miller	3	1	9	33.3	3.00	0	0.0	1	33.3	9	0/0	3.8
Kidd	1	0	0	0.0	0.00	0	0.0	0	0.0	0	0/0	39.8
Riddick	1	1	35	100.0	35.00	0	0.0	0	0.0	35	0/0	118.8
BILLS	519	292	3246	56.6	6.29	21	4.1	19	3.7	47	37/345	73.7
OPPONENTS	447	249	3121	55.7	6.98	25	5.6	17	3.8	57	34/267	80.4



# 1988 SEASON STATISTICS

12-4 | 1ST IN AFC EAST | HEAD COACH MARV LEVY

Date	W/L Score	Opponent	Attendance
9/4	W 13-10	Minnesota	76,783
9/11	W 9-6	Miami	79,520
9/18	W 16-14	at New England	55,945
9/25	W 36-28	Pittsburgh	78,735
10/2	L 3-24	at Chicago	62,793
10/9	W 34-23	Indianapolis	76,018
10/17	W 37-14	at NY Jets	70,218
10/23	W 23-20	New England	76,824
10/30	W 28-0	Green Bay	79,176
11/6	W 13-3	at Seattle	61,074
11/14	W 31-6	at Miami	67,091
11/20	W 9-6 (OT)	NY Jets	78,389
11/27	L 21-35	at Cincinnati	58,672
12/4	L 5-10	at Tampa Bay	49,498
12/11	W 37-21	LA Raiders	77,348
12/18	L 14-17	at Indianapolis	59,908

AFC DIVISIONAL PLAYOFF		
1/1	W 17-10	Houston
AFC CHAMPIONSHIP GAME		
1/8	L 10-21	at Cincinnati

	BUF	OPP
<b>TOTAL FIRST DOWNS</b>	313	299
Rushing	137	114
Passing	161	146
Penalty	15	39
3rd Down: Made/Att	88/207	69/192
3rd Down Pct.	42.5	35.9
4th Down: Made/Att	9/13	6/17
4th Down: Pct.	69.2	35.3

POSSESSION AVG.	29:54	30:06
-----------------	-------	-------

TOTAL NET YARDS	
5315	4578
Avg. per Game	332.2
Total Plays	1012
Avg. per Play	5.3

NET YARDS RUSHING	
2133	1854
Avg. per Game	133.3
Total Rushes	528

NET YARDS PASSING	
3182	2724
Avg. per Game	198.9
Sacked/Yards Lost	30/229
Gross Yards	3411
Att./Completions	454/271
Completion Pct.	59.7
Had Intercepted	17

PUNTS/AVERAGE	62/39.5	75/39.7
---------------	---------	---------

NET PUNTING AVG.	35.3	34.5
------------------	------	------

PENALTIES/YARDS	109/824	90/713
-----------------	---------	--------

FUMBLES/BALL LOST	26/16	28/17
-------------------	-------	-------

TOUCHDOWNS	
33	29
Rushing	15
Passing	15
Returns	3

SCORE BY PERIOD											
Q1	Q2	Q3	Q4	OT	PTS						
BILLS	71	83	81	91	3	329					
OPPONENTS	44	104	27	62	0	237					

SCORING												
TD	Ru	Pa	Rt	K-PAT	FG	S	Pts					
Norwood	0	0	0	0	33/33	32/37	0	129				
Riddick	13	12	1	0/0	0/0	0	84					
Reed	6	0	6	0/0	0/0	0	36					
Harmon	4	1	3	0/0	0/0	0	24					
Rolle	2	0	2	0/0	0/0	0	12					
Thomas	2	2	0	0/0	0/0	0	12					
Burkett	1	0	1	0/0	0/0	0	6					
F. Johnson	1	0	1	0/0	0/0	0	6					
Kelso	1	0	0	0/0	0/0	0	6					
Metzelaars	1	0	1	0/0	0/0	0	6					
Seals	1	0	0	0/0	0/0	0	6					
B. Smith	0	0	0	0/0	0/0	1	2					
BILLS	33	15	15	33	33	32/37	1	329				
OPP	29	14	14	1	27/29	12/24	0	237				

**SACKS:** B. Smith 11.0, Bennett 9.5, Still 6.0, Wright 5.0, Smerlas 4.0, Talley 2.5, Seals 2.0, Conlan 1.5, Radevic 1.5, Bentley 1.0, Garner 1.0, L. Smith 1.0.  
**BILLS:** 46.0, **OPPONENTS:** 30.0

RUSHING					
No.	Yds	Avg	Long	TD	
Thomas	207	881	4.3	37f	2
Riddick	111	438	3.9	21	12
Mueller	81	296	3.7	20	0
Harmon	57	212	3.7	32	1
Kelly	35	154	4.4	20	0
Byrum	28	91	3.3	11	0
Reed	6	64	10.7	36	0
Reich	3	-3	-1.0	-1	0
BILLS	528	2133	4.0	37f	15
OPP	477	1854	3.9	58f	14

RECEIVING					
No.	Yds	Avg	Long	TD	
Reed	71	968	13.6	65f	6
T. Johnson	37	514	13.9	49	0
Harmon	37	427	11.5	36	3
Metzelaars	33	438	13.3	35	1
Riddick	30	282	9.4	26	1
Burkett	23	354	15.4	34	1
Thomas	18	208	11.6	34	0
F. Johnson	9	170	18.9	66f	1
Mueller	8	42	5.3	17	0
Rolle	2	3	1.5	2f	2
Byrum	2	0	0.0	3	0
Kelly	1	5	5.0	5	0
BILLS	271	3411	12.6	66f	15
OPP	250	3046	12.2	63f	14

INTERCEPTIONS					
No.	Yds	Avg	Long	TD	
Kelso	7	180	25.7	78f	1
Bennett	2	30	15.0	30	0
L. Smith	1	14	14.0	14	0
Cocroft	1	17	17.0	17	0
Davis	1	3	3.0	3	0
Bentley	1	0	0.0	0	0
Conlan	1	0	0.0	0	0
Odomes	1	0	0.0	0	0
BILLS	15	244	16.3	78f	1
OPP	17	202	11.9	40f	1

PUNTING					
No.	Yds	Avg	Net	TB	In
Kidd	62	2451	39.5	35	3
BILLS	62	2451	39.5	35	3
OPP	75	2977	39.7	34.5	12

PUNT RETURNS					
Ret	FC	Yds	Avg	Long	TD
F. Johnson	16	3	72	4.5	16
Tucker	10	5	80	8.0	24
BILLS	26	8	152	5.8	24
OPP	36	10	222	6.2	18

KICKOFF RETURNS					
No.	Yds	Avg	Long	TD	
Tucker	15	310	20.7	30	0
F. Johnson	14	250	17.9	24	0
Harmon	11	249	22.6	37	0
Riddick	6	100	16.7	23	0
Byrum	2	9	4.5	9	0
Pike	1	5	5.0	5	0
Rolle	1	12	12.0	12	0
BILLS	50	935	18.7	37	0
OPP	69	1117	16.2	30	0

FIELD GOALS					
1-19	20-29	30-39	40-49	50+	
Norwood	1-1	10-10	15-16	6-9	0-1
BILLS	1-1	10-10	15-16	6-9	0-1
OPP	0-0	5-7	3-4	3-8	1-5

Norwood: (27G,42N,26G)(41G,35G,28G)  
 (38G,44G,41G)(38G,39G,39G,48G,49G)(28G,46N)  
 (52N,45G,19G)(30G,34G,28G)(30G,35G,33G)( )  
 (27G,23G)(30G,39N)(47N,25G,26G,30G)(30G)  
 (30G,30G,22G)  
 OPPONENTS: (42N,30G)(31G,27G,50N)( )  
 (49N)(22G)(31G,49N,40G,22G)( ) (25N,52N,  
 39N)( ) (41G)( ) (23G,40G,40N)(51N)(29G,29N)(53N,  
 52G,48N)

USUAL STARTERS		
OFFENSE		
WR	86	Trumaine Johnson (9)
	85	Chris Burkett (7)
LT	73	Will Wolford
LG	51	Jim Ritcher
C	67	Kent Hull
RG	65	Tim Vogler
RT	70	Joe Devlin
TE	88	Pete Metzelaars
WR	83	Andre Reed
FB	39	Jamie Mueller
RB	34	Thurman Thomas
QB	12	Jim Kelly

DEFENSE		
LE	72	Art Still
NT	76	Fred Smerlas
RE	78	Bruce Smith
LOLB	55	Cornelius Bennett
LILB	58	Shane Conlan
RILB	50	Ray Bentley
ROLB	56	Darryl Talley
LCB	29	Derrick Burroughs
RCB	37	Nate Odomes
FS	38	Mark Kelso
SS	46	Leonard Smith

PASSING	Att	Cmp	Yds	Cmp%	Yds/Att	TD	TD%	Int	Int%	Long	Sack/Lost	Rating
Kelly	452	269	3380	59.5	7.48	15	3.3	17	3.8	66f	30/229	78.2
Riddick	2	2	100.0	100.0	15.50	0	0.0	0	0.0	26	0/0	118.8
BILLS	454	271	3411	59.7	7.51	15	3.3	17	3.7	66f	30/229	78.5
OPPONENTS	448	250	3046	55.8	6.80	14	3.1	15	3.3	63f	46/322	73.4



# 1989 SEASON STATISTICS

9-7 | 1ST IN AFC EAST | HEAD COACH MARV LEVY

Date	W/L Score	Opponent	Attendance
9/10	W 27-24	at Miami	54,541
9/18	L 14-28	Denver	78,176
9/24	W 47-41 (OT)	at Houston	57,278
10/1	W 31-10	New England	78,921
10/8	L 14-37	at Indianapolis	58,890
10/16	W 23-20	LA Rams	76,231
10/22	W 34-3	NY Jets	76,811
10/29	W 31-17	Miami	80,208
11/5	L 28-30	at Atlanta	45,267
11/12	W 30-37	Indianapolis	79,256
11/19	L 24-33	at New England	49,663
11/26	W 24-7	Cincinnati	80,074
12/4	L 16-17	at Seattle	57,682
12/10	L 19-22	New Orleans	70,037
12/17	L 10-21	at San Francisco	60,927
12/23	W 37-0	at NY Jets	21,148

## AFC DIVISIONAL PLAYOFF

1/6	L 30-34	at Cleveland	77,706
-----	---------	--------------	--------

	BUF	OPP
<b>TOTAL FIRST DOWNS</b>	334	299
Rushing	136	117
Passing	177	156
Penalty	21	26
3rd Down: Made/Att	86/203	75/213
3rd Down Pct.	42.4	35.2
4th Down: Made/Att	4/8	7/15
4th Down: Pct.	50.0	46.7

## POSSESSION AVG.

30:12	29:48
-------	-------

## TOTAL NET YARDS

5853	5046
Avg. Per Game	365.8 315.4
Total Plays	1045 1030
Avg. Per Play	5.6 4.9

## NET YARDS RUSHING

2264	1840
Avg. Per Game	141.5 115.0
Total Rushes	532 484

## NET YARDS PASSING

3589	3206
Avg. Per Game	224.3 200.4
Sacked/Yards Lost	35/242 38/289
Gross Yards	3831 3495
Att./Completions	478/281 508/255
Completion Pct.	58.8 50.2
Had Intercepted	20 23

## PUNTS/AVERAGE

67/38.3	75/38.3
---------	---------

## NET PUNTING AVG.

32.2	32.1
------	------

## PENALTIES/YARDS

103/831	87/616
---------	--------

## FUMBLES/BALL LOST

30/21	31/13
-------	-------

## TOUCHDOWNS

49	34
Rushing	15 15
Passing	32 14
Returns	2 5

SCORE BY PERIOD	Q1	Q2	Q3	Q4	OT	PTS
BILLS	59	117	92	135	6	409
OPP	62	44	88	123	0	317

## SCORING

TD	Ru	Pa	Rt	K-PAT	FG	S	PTS
Norwood	0	0	0	0	46/48	23/30	0 115
Thomas	12	6	6	0	0/0	0/0	0 72
Reed	9	0	0	0	0/0	0/0	0 54
Kinnebrew	6	6	0	0	0/0	0/0	0 36
Harmon	4	0	4	0	0/0	0/0	0 24
K. Davis	3	1	2	0	0/0	0/0	0 18
Loflon	3	0	3	0	0/0	0/0	0 18
Beebe	2	0	2	0	0/0	0/0	0 12
Kelly	2	0	2	0	0/0	0/0	0 12
McKellar	2	0	2	0	0/0	0/0	0 12
Metzelaars	2	0	2	0	0/0	0/0	0 12
Jackson	1	0	1	0	0/0	0/0	0 6
Johnson	1	0	1	0	0/0	0/0	0 6
Kelso	1	0	1	0	0/0	0/0	0 6
Rolle	1	0	1	0	0/0	0/0	0 6
BILLS	49	15	32	46/48	23/30	0	409
OPP	34	15	14	5	33/34	26/37	1 317

## SACKS:

B. Smith 13.0, Talley 6.0, Bennett 5.5, Seals 4.0, Wright 3.0 Radevic 4.5, Burroughs 1.0, Cofield 1.0, Conlan 1.0, Odomes 1.0, Smerlas 1.0  
BILLS: 38.0 OPPONENTS: 35.0

## RUSHING

No.	Yds	Avg	Long	TD	
Thomas	298	12.44	4.2	38	6
Kinnebrew	131	5.33	4.1	25	6
K. Davis	29	1.49	5.1	21	1
Kelly	29	1.37	4.7	19	2
Harmon	17	9.9	5.8	24	0
Mueller	16	4.4	2.8	9	0
Reed	2	31	15.5	23	0
Gelbaugh	1	-3	-3.0	-3	0
BILLS	532	2264	4.3	38	15
OPP	484	1840	3.8	33	15

## RECEIVING

No.	Yds	Avg	Long	TD	
Reed	88	13.12	14.9	78t	9
Thomas	60	6.69	11.2	74t	6
Harmon	29	3.63	12.5	42t	4
Johnson	25	3.03	12.1	36	1
McKellar	20	3.41	17.1	39t	2
Metzelaars	18	1.79	9.9	23	2
Beebe	17	3.17	18.6	63t	2
Loflon	8	1.66	20.8	47	3
K. Davis	6	9.2	15.3	29	2
Kinnebrew	5	6.0	12.0	18	0
Burkett	3	2.0	6.7	9	0
Mueller	1	8	8.0	8	0
Rolle	1	1	1.0	1t	1
BILLS	281	3831	13.6	78t	32
OPP	255	3495	13.7	78t	14

## INTERCEPTIONS

No.	Yds	Avg	Long	TD	
Kelso	6	10.1	16.8	43	0
Odomes	5	20	4.0	13	0
L. Smith	2	4.6	23.0	24	0
Jackson	2	4.3	21.5	40t	1
Bennett	2	5	2.5	6	0
Drane	1	25	25.0	25	0
Bailey	1	16	16.0	16	0
Still	1	10	10.0	10	0
Sutton	1	3	3.0	3	0
Conlan	1	0	0.0	0	0
Wright	1	0	0.0	0	0
BILLS	23	269	11.7	43	1
OPP	20	364	18.2	80t	2

PUNTING	No.	Yds	Avg	Net	TB	In	Lg	B
Kidd	65	3564	39.4	32.2	9	15	60	2
BILLS	67	3564	38.3	32.2	9	15	60	2
OPP	75	2870	38.3	32.1	8	18	59	0

## PUNT RETURNS

Ret	FC	Yds	Avg	Long	TD	
Sutton	26	9	231	8.9	26	0
Tucker	6	3	63	10.5	14	0
Johnson	1	0	7	7.0	7	0
BILLS	33	12	301	9.1	26	0
OPP	25	15	227	9.1	25	0

## KICKOFF RETURNS

No.	Yds	Avg	Long	TD	
Harmon	18	409	22.7	49	0
Beebe	16	353	22.1	85	0
Tucker	10	166	16.6	23	0
K. Davis	3	52	17.3	20	0
Rolle	2	20	10.0	14	0
Tasker	2	39	19.5	20	0
Jackson	1	0	0.0	0	0
Mueller	1	19	19.0	19	0
BILLS	53	1058	20.0	85	0
OPP	75	1187	15.8	40	0

## FIELD GOALS

1-19	20-29	30-39	40-49	50+	
Norwood	0-0	5-6	8-9	10-15	0-0
BILLS	0-0	5-6	8-9	10-15	0-0
OPP	0-0	10-11	9-11	4-8	3-7

Norwood: [34G, 37G][43N][43G, 26G][36G][40N][38G, 47G, 40G][37N, 38G, 27G][45G, 43N][142G, 40G, 42N, 32G][24N, 31G][24G][32G, 40G, 43G, 48N][43G, 48G][23G][26G]  
OPPONENTS: [29G][22G, 33G, 46G, 24G][26G, 47N, 52G, 37N][35G, 37N][32G, 46G, 25G][34G, 36G][52N, 41G][45G][45N, 54G, 26G, 50G][134G, 24G, 34G, 38G][129G, 50N, 53N][41N, 31G, 26G, 50N, 22G][44N][29N]

## USUAL STARTERS

### OFFENSE

WR	83	Andre Reed
TE	84	Keith McKeller
LT	73	Will Wolford
LG	51	Jim Ritcher
C	67	Kent Hull
RG	70	Joe Devlin
RT	75	Howard Ballard
TE	88	Pete Metzelaars
FB	28	Larry Kinnebrew
RB	34	Thurman Thomas
QB	12	Jim Kelly

### DEFENSE

LE	72	Art Stiller
NT	76	Fred Smerlas
RE	78	Bruce Smith
LOLB	55	Cornelius Bennett
LILB	58	Shane Conlan (9)
	97	Scott Radevic (7)
RILB	50	Ray Bentley
ROLB	56	Darryl Talley
LCB	47	Kirby Jackson
RCB	37	Nate Odomes
FS	38	Mark Kelso
SS	46	Leonard Smith

## PASSING

	Att	Cmp	Yds	Cmp%	Yds/Att	TD	TD%	Int	Int%	Long	Sack/Lost	Rating
Kelly	391	228	3130	58.3	8.01	25	6.4	18	4.6	78t	30/216	86.2
Reich	87	53	701	60.9	8.06	7	8.0	2	2.3	63t	4/24	103.7
Johnson	0	0	0	0.0	0.00	0	0.0	0	0.0	0	1/2	0.0
BILLS	478	281	3831	58.8	8.01	32	6.7	20	4.2	78t	35/242	89.3
OPPONENTS	508	255	3495	50.2	6.88	14	2.8	23	4.5	78t	38/289	62.9





# 1990 SEASON STATISTICS

13-3 | 1ST IN AFC EAST | AFC CHAMPIONS | HEAD COACH MARV LEVY

Date	W/L Score	Opponent	Attendance
9/9	W 26-10	Indianapolis	78,899
9/16	L 7-30	at Miami	68,142
9/24	W 30-7	at NY Jets	69,927
9/30	W 29-28	Denver	74,393
10/7	W 38-24	LA Raiders	80,076
10/21	W 30-27	NY Jets	79,002
10/28	W 27-10	at New England	51,959
11/4	W 42-0	at Cleveland	78,331
11/11	W 45-14	Phoenix	74,904
11/18	W 14-0	New England	74,720
11/26	L 24-27	at Houston	60,130
12/2	W 30-23	Philadelphia	79,320
12/9	W 31-7	at Indianapolis	53,268
12/15	W 17-13	at NY Giants	66,893
12/23	W 24-14	Miami	80,235
12/30	L 14-29	at Washington	52,397

**AFC DIVISIONAL PLAYOFF**  
1/12 W 44-34 Miami 77,087

**AFC CHAMPIONSHIP GAME**  
1/20 W 51-3 LA Raiders 80,324

**SUPER BOWL XXV, TAMPA STADIUM**  
1/27 L 19-20 NY Giants 73,813

TOTAL FIRST DOWNS	BUF	OPP
Rushing	123	105
Passing	161	159
Penalty	18	24
3rd Down: Made/Att	82/186	89/208
3rd Down Pct.	44.1	42.8
4th Down: Made/Att	5/11	10/19
4th Down: Pct.	45.5	52.6

POSSESSION AVG.	28:39	31:21
<b>TOTAL NET YARDS</b>	5276	4607
Avg. Per Game	329.8	287.9
Total Plays	931	981
Avg. Per Play	5.7	4.7

NET YARDS RUSHING	2080	1808
Avg. Per Game	130	113
Total Rushes	479	483

NET YARDS PASSING	3196	2799
Avg. Per Game	199.8	174.9
Sacked/Yards Lost	27/208	43/326
Gross Yards	3404	3125
Att./Completions	425/263	455/254
Completion Pct.	61.9	55.8
Had Intercepted	11	18

PUNTS/AVERAGE	58/39.3	66/38.2
---------------	---------	---------

NET PUNTING AVG.	33.6	34.0
------------------	------	------

PENALTIES/YARDS	92/683	107/839
-----------------	--------	---------

FUMBLES/BALL LOST	17/10	33/17
-------------------	-------	-------

TOUCHDOWNS	53	30
Rushing	20	13
Passing	28	17
Returns	5	0

SCORE BY PERIOD	Q1	Q2	Q3	Q4	OT	PTS
BILLS	83	116	69	160	0	428
OPP	55	74	72	62	0	263

SCORING	TD	Ru	Pa	Rt	K-PAT	FG	S	Pts
Norwood	0	0	0	0	50/53	20/29	0	110
Thomas	13	11	2	0	0/0	0/0	0	78
Reed	8	0	8	0	0/0	0/0	0	48
K. Davis	5	4	1	0	0/0	0/0	0	30
McKellar	5	0	5	0	0/0	0/0	0	30
Lofton	4	0	4	0	0/0	0/0	0	24
Mueller	3	2	1	0	0/0	0/0	0	18
Rolle	3	0	3	0	0/0	0/0	0	18
D. Smith	2	2	0	0	0/0	0/0	0	12
Tasker	2	0	2	0	0/0	0/0	0	12
Beebe	1	0	1	0	0/0	0/0	0	6
Bennett	1	0	0	1	0/0	0/0	0	6
Kinnebrew	1	0	0	0	0/0	0/0	0	6
Metzelaars	1	0	1	0	0/0	0/0	0	6
Odomes	1	0	0	1	0/0	0/0	0	6
L. Smith	1	0	0	1	0/0	0/0	0	6
Talley	1	0	0	1	0/0	0/0	0	6
Williams	1	0	0	1	0/0	0/0	0	6
BILLS	53	20	28	5	50/53	20/29	428	
OPP	30	13	17	0	29/30	18/24	263	

**SACKS:** B. Smith 19.0, Wright 5.0, Bennett 4.0, Seals 4.0, Talley 4.0, Bailey 2.0, Lodish 2.0, Conlan 1.0, Hicks 1.0, Garner 0.5, Patton 0.5.

**BILLS:** 43.0, **OPPONENTS:** 27.0

RUSHING	No.	Yds	Avg	Long	TD
Thomas	271	1297	4.8	80†	11
K. Davis	64	302	4.7	47	4
Mueller	59	207	3.5	20	2
D. Smith	20	82	4.1	13	2
Kelly	22	63	2.9	15	0
Gardner	15	41	2.7	14	0
Reich	15	24	1.6	9	0
Beebe	1	23	23.0	23	0
Reed	3	23	7.7	26	0
Kinnebrew	9	18	2.0	4	1
BILLS	479	2080	4.3	80†	20
OPP	483	1808	3.7	51	13

RECEIVING	No.	Yds	Avg	Long	TD
Reed	71	945	13.3	56†	8
Thomas	49	532	10.9	63	2
Lofton	35	712	20.3	71	4
McKellar	34	464	13.6	43	5
D. Smith	21	225	10.7	39	0
Mueller	16	106	6.6	30	1
Beebe	11	221	20.1	49	1
Metzelaars	10	60	6.0	12	1
K. Davis	9	78	8.7	16	1
Rolle	3	6	2.0	3†	3
Tasker	2	44	22.0	24†	2
Edwards	2	11	5.5	6	0
BILLS	263	3404	12.9	71	28
OPP	254	3125	12.3	95†	17

INTERCEPTIONS	No.	Yds	Avg	Long	TD
Jackson	3	16	5.3	14	0
Talley	2	60	30.0	60†	1
L. Smith	2	39	19.5	39†	1
Hagy	2	23	11.5	23	0
Kelso	2	0	0.0	0	0
Williams	2	0	0.0	0	0
Bentley	1	13	13.0	13	0
Hicks	1	0	0.0	0	0

Odomes	1	0	0.0	0	0
Pool	1	0	0.0	0	0
Seals	1	0	0.0	0	0
BILLS	18	151	8.4	60†	2
OPP	11	156	14.2	61	0

PUNTING	No.	Yds	Avg	Net	Tb	In	Lg	B
Tuten	53	2107	39.8	34.2	12	55	0	0
Nies	5	174	34.8	27.4	0	0	39	0
BILLS	58	2281	39.3	33.6	4	12	55	0
OPP	66	2523	38.2	34.0	5	18	61	3

PUNT RETURNS	Ret	FC	Yds	Avg	Long	TD
Edwards	14	5	92	6.6	16	0
Hale	10	4	76	7.6	25	0
Odomes	1	0	9	9.0	9	0
BILLS	25	9	177	7.1	25	0
OPP	31	12	251	8.1	21	0

KICKOFF RETURNS	No.	Yds	Avg	Long	TD
D. Smith	32	643	20.1	38	0
Edwards	11	256	23.3	54	0
Beebe	6	119	19.8	27	0
Rolle	2	22	11.0	11	0
BILLS	51	1040	20.4	54	0
OPP	73	1129	15.5	35	0

FIELD GOALS	1-19	20-29	30-39	40-49	50+
Norwood	0-0	9-11	5-8	6-10	0-0
BILLS	0-0	9-11	5-8	6-10	0-0
OPP	2-2	9-12	5-6	2-3	0-1

Norwood : (29G,44N,31G,37G,43N,47G)( ) (24N,48G,42G,27G)(37N,37G,48N)(23G) (29G,24N)(35G,35G)(42N)(25G)(30N)(43G) (43G,21G,45G,36N)(25G)(29G)(21G)( )

OPPONENTS: (24G,29N)(23G,29G,48G)( ) (49N,24N)(50N,19G)(28G,25G)(32G) ( ) (35N)(25G,36G)(32G) ( ) (23G,22G)(28N) (37G,24G,19G,43G,32G)

**USUAL STARTERS**

OFFENSE	WR	80	James Lofton
LT	69	Will Wolford	
LG	51	Jim Ritcher	
C	67	Kent Hull	
RG	65	John Davis	
RT	75	Howard Ballard	
TE	84	Keith McKellar	
WR	83	Andre Reed	
FB	39	Jamie Mueller	
RB	34	Thurman Thomas	
QB	12	Jim Kelly	

**DEFENSE**

DEFENSE	LE	96	Leon Seals
NT	91	Jeff Wright	
RE	78	Bruce Smith	
LOLB	55	Cornelius Bennett	
LILB	58	Shane Conlan	
RILB	50	Ray Bentley (9)	
SS	54	Carlton Bailey (6)	
ROLB	56	Darryl Talley	
LCB	47	Kirby Jackson	
RCB	37	Nate Odomes	
FS	22	John Hagy	
SS	46	Leonard Smith	

PASSING	Att	Cmp	Yds	Cmp%	Yds/Att	TD	TD%	Int	Int%	Long	Sack/Lost	Rating
Kelly	480	285	3593	59.4	7.49	22	4.6	17	3.5	84†	43/330	83.3
Reich	19	9	104	47.4	5.47	0	0.0	2	10.5	37†	2/4	24.8
BILLS	499	294	3697	58.9	7.41	22	4.4	19	3.8	84†	45/334	80.9
OPPONENTS	570	343	4069	60.2	7.14	21	3.7	10	1.8	71†	36/267	86.9



# 1991 SEASON STATISTICS

13-3 | 1ST IN AFC EAST | AFC CHAMPIONS | HEAD COACH MARV LEVY

Date	W/L Score	Opponent	Attendance
9/1	W 35-31	Miami	80,252
9/8	W 52-34	Pittsburgh	79,545
9/15	W 23-20	at NY Jets	65,309
9/22	W 17-10	at Tampa Bay	57,323
9/29	W 35-20	Chicago	80,366
10/7	L 6-33	at Kansas City	76,120
10/13	W 42-6	Indianapolis	79,015
10/21	W 35-16	Cincinnati	80,131
11/3	W 22-17	New England	78,278
11/10	W 34-24	at Green Bay	52,175
11/18	W 41-27	at Miami	71,062
11/24	L 13-16	at New England	47,053
12/1	W 24-13	NY Jets	80,243
12/8	W 30-27 (OT)	at LA Raiders	85,081
12/15	W 35-7	at Indianapolis	48,286
12/22	L 14-17(OT)	Detroit	78,059

## AFC DIVISIONAL PLAYOFF

1/5 W 37-14 Kansas City 80,182

## AFC CHAMPIONSHIP GAME

1/12 W 10-7 Denver 80,272

## SUPER BOWL XXVI, METRODOME

1/26 L 24-37 Washington 63,130

## TOTAL FIRST DOWNS

	BUF	OPP
Rushing	128	138
Passing	208	166
Penalty	23	31
3rd Down: Made/Att	90/191	74/218
3rd Down Pct.	47.1	33.9
4th Down: Made/Att	4/12	8/20
4th Down Pct.	33.3	40.0

## POSSESSION AVG.

26:04 33:56

## TOTAL NET YARDS

	6252	5458
Avg. Per Game	390.8	341.1
Total Plays	1056	1086
Avg. Per Play	5.9	5.0

## NET YARDS RUSHING

	2381	2044
Avg. Per Game	148.8	127.8
Total Rushes	505	519

## NET YARDS PASSING

	3871	3414
Avg. Per Game	241.9	213.4
Sacked/Yards Lost	35/269	31/246
Gross Yards	4140	3660
Att./Completions	516/332	536/299
Completion Pct.	64.3	55.8
Had Intercepted	19	23

## PUNTS/AVERAGE

54/38.6 70/39.1

## NET PUNTING AVG.

36.1 33.4

## PENALTIES/YARDS

114/870 109/933

## FUMBLES/BALL LOST

25/16 26/14

## TOUCHDOWNS

	58	34
Rushing	16	20
Passing	39	12
Returns	3	2

## SCORE BY PERIOD Q1 Q2 Q3 Q4 OT PTS

	BILLS	82	130	106	137	3	458
OPP	OPP	40	87	92	96	3	318

## SCORING TD Ru Pa Rt K-PAT FG S Pts

Norwood	0	0	0	56/58	18/29	0	110
Thomas	12	7	5	0	0/0	0	0 72
Reed	10	0	10	0	0/0	0	0 60
Lofton	8	0	8	0	0/0	0	0 48
Beebe	6	0	6	0	0/0	0	0 36
K. Davis	5	4	1	0	0/0	0	0 30
Gardner	4	4	0	0	0/0	0	0 24
McKellar	3	0	3	0	0/0	0	0 18
Edwards	2	2	1	0	0/0	0	0 12
Metzelaars	2	0	0	0	0/0	0	0 12
Rolle	2	2	0	0	0/0	0	0 12
Bennett	1	0	0	1	0/0	0	0 6
Kelly	1	1	0	0	0/0	0	0 6
Odomes	1	0	0	1	0/0	0	0 6
Tasker	1	0	1	0	0/0	0	0 6
BILLS	58	16	39	3	56/58	18/29	458
OPP	34	20	12	2	33/34	27/35	318

**SACKS:** Bennett 9.0, Wright 6.0, Talley 4.0, Hansen 2.0, L. Smith 2.0, Lodish 1.5, B. Smith 1.5, Jackson 1.0, Odomes 1.0, Rogers 1.0, Seals 1.0, Bills 1.0, OPP: 31.0

## OPPONENTS: 35.0

## RUSHING

	No.	Yds	Avg	Long	TD
Thomas	288	1407	4.9	33	7
K. Davis	129	624	4.8	78	4
Gardner	42	146	3.5	18	4
Reed	12	136	11.3	46	0
Kelly	20	45	2.3	12	1
Edwards	1	17	17.0	17	0
Reich	13	6	0.5	8	0
BILLS	505	2381	4.7	78	16
OPP	519	2044	3.9	56	20

## RECEIVING

	No.	Yds	Avg	Long	TD
Reed	81	1113	13.7	55	10
Thomas	62	631	10.2	50	5
Lofton	57	1072	18.8	77	8
McKellar	44	434	9.9	29	3
Beebe	32	414	12.9	34	6
Edwards	22	228	10.4	33	1
K. Davis	20	118	5.9	14	1
Metzelaars	5	54	10.8	51	2
Gardner	3	20	6.7	11	0
Rolle	3	10	3.3	5	2
Tasker	2	39	19.5	20	1
Alexander	1	7	7.0	7	0
BILLS	332	4140	12.5	77	39
OPP	299	3660	12.2	78	12

## INTERCEPTIONS

	No.	Yds	Avg	Long	TD
Odomes	5	120	24.0	48	1
Talley	5	45	9.0	13	0
Jackson	4	31	7.8	15	0
L. Smith	3	22	7.3	22	0
Kelso	2	0	0.0	0	0
Bentley	1	58	58.0	58	0
Hale	1	0	0.0	0	0

	1	0	0.0	0	0
Hicks	1	0	0.0	0	0
Williams	1	0	0.0	0	0
BILLS	23	276	12.0	58	1
OPP	19	320	16.8	57	2

## PUNTING

	No.	Yds	Avg	Net Bk	In	Lg B
Mohr	54	2085	38.6	36.1	4	12 58 0
BILLS	54	2085	38.6	36.1	4	12 58 0
OPP	70	2740	39.1	33.4	6	19 93 1

## PUNT RETURNS

	Ref	FC	Yds	Avg	Long	TD
Edwards	13	9	69	5.3	21	0
Hicks	12	7	203	16.9	59	0
Odomes	1	0	9	9.0	9	0
BILLS	26	16	281	10.8	59	0
OPP	15	17	53	3.5	20	0

## KICKOFF RETURNS

	No.	Yds	Avg	Long	TD
Edwards	31	623	20.1	91	1
Fuller	8	125	15.6	22	0
Beebe	7	121	17.3	24	0
K. Davis	4	73	18.3	23	0
Gardner	1	10	10.0	10	0
Taylor	1	18	18.0	18	0
Rolle	0	0	—	0	0
BILLS	52	970	18.7	91	1
OPP	62	1266	20.4	54	0

## FIELD GOALS

	1-19	20-29	30-39	40-49	50+
Norwood	1-1	7-8	3-7	5-9	2-4
BILLS	1-1	7-8	3-7	5-9	2-4
OPP	3-3	13-13	5-9	5-6	1-4

Norwood: (25N)(50N,50G)(52G,25G,44G,48N)(36N,33G)(49N)(44G,25G)( ) ( ) (19G,47N,21G,42G)(38G,21G)(42G,21G)(23G,29G)(31G)(49N,32N,36N,42G)( ) ( ) (52N,37N) OPPONENTS: (21G)(50N,25G,27G)(32G,39G,51N)(39N,19G)(28G,42G)(41G,40G,24G,22G)(26G,29G)(32G,53G,42G)(46N,36G,35N)(25G)(33G,28G)(50N,46G,32N)(19G,23G)(19G,28G)( ) (30N,21G)

## USUAL STARTERS

### OFFENSE

WR	80	James Lofton
LT	69	Will Wolford
LG	51	Jim Ritcher
C	67	Kent Hull
RG	65	John Davis
RT	75	Howard Ballard
TE	84	Keith McKellar
WR	83	Andre Reed
WR	82	Don Beebe
RB	34	Thurman Thomas
QB	12	Jim Kelly

### DEFENSE

LE	96	Leon Seals
NT	91	Jeff Wright
RE	90	Phil Hansen
LOLB	97	Cornelius Bennett
LILB	58	Shane Conlan
RILB	54	Carlton Bailey
ROLB	56	Darryl Talley
LCB	47	Kirby Jackson
RCB	37	Nate Odomes
FS	38	Mark Kelso
SS	46	Leonard Smith

## PASSING

	Att	Cmp	Yds	Cmp%	Yds/Att	TD	TD%	Int	Int%	Long	Sack/Lost	Rating
Kelly	474	304	3844	64.1	8.11	33	7.0	17	3.6	77	31/227	97.6
Reich	41	27	305	65.9	7.44	6	14.6	2	4.9	29	4/42	107.2
Mohr	1	1	-9	100.0	-9.00	0	0.0	0	0.0	-9	0/0	79.2
BILLS	516	332	4140	64.3	8.02	39	7.6	19	3.7	77	35/269	99.0
OPPONENTS	536	299	3660	55.8	6.83	12	2.2	23	4.3	78	31/246	66.6



# 1992 SEASON STATISTICS

11-5 | 2ND IN AFC EAST | AFC CHAMPIONS | HEAD COACH MARV LEVY

Date	W/L Score	Opponent	Attendance
9/6	W 40-7	LA Rams	79,001
9/13	W 34-31	at San Francisco	64,053
9/20	W 38-0	Indianapolis	77,781
9/27	W 41-7	at New England	52,527
10/4	L 10-37	Miami	80,368
10/11	L 3-20	at LA Raiders	52,287
10/26	W 24-20	at NY Jets	68,181
11/1	W 16-7	New England	78,268
11/8	W 28-20	Pittsburgh	80,294
11/16	W 26-20	at Miami	70,629
11/22	W 41-14	Atlanta	80,004
11/29	L 13-16 (OT)	at Indianapolis	50,221
12/6	L 17-24	NY Jets	75,876
12/12	W 27-17	Denver	71,740
12/20	W 20-16	at New Orleans	68,591
12/27	L 3-27	at Houston	61,742

AFC WILDCARD PLAYOFF	Opponent	Attendance
1/3	W41-38(OT) Houston	75,141
AFC DIVISIONAL PLAYOFF		
1/9	W 24-3 at Pittsburgh	60,407
AFC CHAMPIONSHIP GAME		
1/17	W 29-10 at Miami	72,703
SUPER BOWL XXVII, ROSE BOWL		
1/31	L 17-52 Dallas	98,374

TOTAL FIRST DOWNS	BUF	OPP
Rushing	350	278
Passing	133	77
Penalty	192	185
3rd Down: Made/Att	25	16
3rd Down Pct.	80/202	84/218
4th Down: Made/Att	39.6	38.5
4th Down Pct.	4/10	7/14
4th Down: Pct.	40.0	50.0

POSSESSION AVG.	28:10	31:50
-----------------	-------	-------

TOTAL NET YARDS	5893	4064
Avg. Per Game	368.3	287.8
Total Plays	1087	991
Avg. Per Play	5.4	4.6

NET YARDS RUSHING	2436	1395
Avg. Per Game	152.3	87.2
Total Rushes	549	427

NET YARDS PASSING	3457	3209
Avg. Per Game	216.1	200.6
Sacked/Yards Lost	29/221	44/351
Gross Yards	3678	3560
Att./Completions	509/293	520/305
Completion Pct.	57.6	58.7
Had Intercepted	21	23

PUNTS/AVERAGE	60/42.2	79/43.9
---------------	---------	---------

NET PUNTING AVG.	36.8	36.5
------------------	------	------

PENALTIES/YARDS	103/775	118/933
-----------------	---------	---------

FUMBLES/BALL LOST	30/17	29/12
-------------------	-------	-------

TOUCHDOWNS	44	31
Rushing	18	8
Passing	23	19
Returns	3	4

SCORE BY PERIOD	Q1	Q2	Q3	Q4	OT	PTS
BILLS	77	118	105	81	0	381
OPPONENTS	46	101	72	61	3	283

SCORING	TD	Ru	Pa	Rt	K-PAT	FG	S	Pts
Christie	0	0	0	0	43/44	24/30	115	
T. Thomas	12	9	3	0	0/0	0/0	0	72
K. Davis	6	6	0	0	0/0	0/0	0	36
Lofton	6	0	6	0	0/0	0/0	0	36
Metzelaars	6	0	6	0	0/0	0/0	0	36
Reed	3	0	3	0	0/0	0/0	0	18
Beebe	2	0	2	0	0/0	0/0	0	12
Frerotte	2	0	2	0	0/0	0/0	0	12
Gardner	2	0	2	0	0/0	0/0	0	12
Fina	1	0	1	0	0/0	0/0	0	6
Kelly	1	0	1	0	0/0	0/0	0	6
Lodish	1	0	0	1	0/0	0/0	0	6
Halle	0	0	0	0	0/0	0/0	1	2
BILLS	44	18	23	3	43/44	24/30	381	
OPP	31	8	19	4	31/31	22/30	283	

2-Pt. Conversions: **BILLS** 0-0, **OPPONENTS** 2-4

**SACKS:** Smith 14.0, Hansen 8.0, Wright 6.0, Bennett 4.0, Talley 4.0, Conlan 2.0, M.Patton 2.0, Bailey 1.0, Hicks 1.0, Odomes 1.0, Pike 1.0  
**BILLS:** 44.0,  
**OPPONENTS:** 29.0

RUSHING	No.	Yds	Avg	Long	TD
Thomas	312	1487	4.8	44	9
K. Davis	139	613	4.4	64t	6
Gardner	40	166	4.2	19	2
Reed	8	65	8.1	24	0
Kelly	31	53	1.7	10	1
Fuller	6	39	6.5	15	0
Mohr	1	11	11.0	11	0
Tasker	1	9	9.0	9	0
Edwards	1	8	8.0	8	0
Beebe	1	-6	-6.0	-6	0
Reich	9	-9	-1.0	0	0
BILLS	549	2436	4.4	64t	18
OPP	427	1395	3.3	29	8

RECEIVING	No.	Yds	Avg	Long	TD
Reed	65	913	14.0	51	3
Thomas	58	626	10.8	43	3
Lofton	51	786	15.4	50	6
Beebe	11	144	13.1	43	1
Metzelaars	30	298	9.9	53t	6
K. Davis	15	80	5.3	22	0
McKeller	14	110	7.9	26	0
Lamb	7	139	19.9	53	0
Gardner	7	67	9.6	17	0
Awalt	4	34	8.5	10	0
Edwards	2	25	12.5	20	0
Tasker	2	24	12.0	17	0
Fuller	2	17	8.5	17	0
Frerotte	2	4	2.0	2t	2
Fina	1	1	1.0	1t	1
BILLS	293	3678	12.6	65t	23
OPP	305	3560	11.7	57	19

INTERCEPTIONS	No.	Yds	Avg	Long	TD
Jones	8	263	32.9	82t	2
Kelso	7	21	3.0	13	0
Odomes	5	19	3.8	10	0
Williams	2	15	7.5	15	0
Conlan	1	7	7.0	7	0
BILLS	23	325	14.1	82t	2
OPP	21	423	20.1	103t	2

PUNTING	No	Yds	Avg	Net	TB	In	Lg	B
Mohr	60	2531	42.2	36.8	7	13	61	0
BILLS	60	2531	42.2	36.8	7	13	61	0
OPP	79	3465	43.9	36.5	6	20	62	0

PUNT RETURNS	Ret	FC	Yds	Avg	Long	TD
Hicks	29	6	289	10.0	42	0
Hale	14	2	175	12.5	27	0
BILLS	43	8	464	10.8	42	0
OPP	22	18	185	8.4	17	0

KICKOFF RETURNS	No.	Yds	Avg	Long	TD
K. Davis	14	251	17.9	35	0
Edwards	12	274	22.8	34	0
Frerotte	1	0	0.0	0	0
Fuller	8	134	16.8	28	0
Hicks	1	5	5.0	5	0
Lamb	5	97	19.4	31	0
BILLS	41	761	18.6	35	0
OPP	60	1215	20.3	75t	1

FIELD GOALS	1-19	20-29	30-39	40-49	50+
Christie	2-2	9-9	3-6	7-8	3-5
BILLS	2-2	9-9	3-6	7-8	3-5
OPP	1-1	7-7	4-8	8-11	2-3

Christie:(49G,38G)(41G,28G)(39N,52G)  
 (42G,30G)(40G)(25G,36B,49N)(33G)(1)  
 (26G,54G,53B,23G,19G)(47G,18G)(52G,44G)(26G)  
 (29G,25G)(25G,50N,29G)(40G,33N)  
 OPPONENTS:(1)(33N,24G,47N)(48N)(1)(30G,  
 43G,34G)(45G,36G)(42G,40G)(1)(28G,49G)  
 (21G,35N,50G)(37B,52G,37N,52N,23G,40G)  
 (41G,45N)(26G)(35G,27G,42G)(28G,18G)

## USUAL STARTERS

OFFENSE	Player	Opponent
WR	80	James Lofton
LT	69	Will Wolford
LG	51	Jim Ritcher
C	67	Kent Hull
RG	74	Glenn Parker
RT	75	Howard Ballard
TE	88	Pete Metzelaars (8)
	84	Keith McKeller (7)
WR	83	Andre Reed
WR/FB	82	Don Beebe (8)
	35	Carwell Gardner (7)
RB	34	Thurman Thomas
QB	12	Jim Kelly

## DEFENSE

Player	Opponent
LE	90 Phil Hansen
NT	91 Jeff Wright
RE	78 Bruce Smith
LOLB	97 Cornelius Bennett
ULB	58 Shane Conlan
RILB	54 Carlton Bailey
ROLB	56 Darryl Talley
LCB	47 Kirby Jackson (9)
	31 James Williams (7)
RCB	37 Nate Odomes
FS	38 Mark Kelso
SS	20 Henry Jones

PASSING	Att	Cmp	Yds	Cmp%	Yds/Att	TD	TD%	Int	Int%	Long	Sack/Lost	Rating
Kelly	462	269	3457	58.2	7.48	23	5.0	19	4.1	65t	20/145	81.2
Reich	47	24	221	51.1	4.70	0	0.0	2	4.3	21	9/76	46.5
BILLS	509	293	3678	57.6	7.23	23	4.5	21	4.1	65t	29/221	78.0
OPPONENTS	520	305	3560	58.7	6.85	19	3.7	23	4.4	57	44/351	73.2



# 1993 SEASON STATISTICS

12-4 | 1ST IN AFC EAST | AFC CHAMPIONS | HEAD COACH MARV LEVY

Date	W/L Score	Opponent	Attendance
9/5	W 38-14	New England	79,751
9/12	W 13-10	at Dallas	63,226
9/26	L 13-22	Miami	79,635
10/3	W 17-14	NY Giants	79,283
10/11	W 35-7	Houston	79,613
10/24	W 19-10	at NY Jets	71,541
11/1	W 24-10	Washington	79,106
11/7	W 13-10(OT)	at New England	54,326
11/15	L 0-23	at Pittsburgh	60,265
11/21	W 23-9	Indianapolis	79,101
11/28	L 7-23	at Kansas City	74,452
12/5	L 24-25	LA Raiders	79,478
12/12	W 10-7	at Philadelphia	60,769
12/19	W 47-34	at Miami	71,597
12/26	W 16-14	NY Jets	70,817
1/2	W 30-10	at Indianapolis	43,028

**AFC DIVISIONAL PLAYOFF**  
1/15 W 29-23 LA Raiders 61,923

**AFC CHAMPIONSHIP GAME**  
1/23 W 30-13 Kansas City 76,642

**SUPER BOWL XXVIII, GEORGIA DOME**  
1/30 L 13-30 Dallas 72,817

TOTAL FIRST DOWNS	BUF	OPP
Rushing	117	114
Passing	176	199
Penalty	23	18
3rd Down: Made/Att	98/225	107/235
3rd Down Pct.	43.6	45.5
4th Down: Made/Att	5/8	6/18
4th Down: Pct.	62.5	33.3

POSSESSION AVG.	27:30	32:30
<b>TOTAL NET YARDS</b>	5260	5554
Avg. Per Game	328.8	347.1
Total Plays	1078	1119
Avg. Per Play	4.9	5.0

NET YARDS RUSHING	1943	1921
Avg. Per Game	121.4	120.1
Total Rushes	550	500

NET YARDS PASSING	3317	3633
Avg. Per Game	207.3	227.1
Sacked/Yards Lost	31/218	37/256
Gross Yards	3535	3889
Att./Completions	497/304	582/323
Completion Pct.	61.2	55.5
Had Intercepted	18	23

PUNTS/AVERAGE	74/40.4	65/41.8
---------------	---------	---------

NET PUNTING AVG.	36.0	35.1
------------------	------	------

PENALTIES/YARDS	94/630	99/681
-----------------	--------	--------

FUMBLES/BALL LOST	26/17	35/24
-------------------	-------	-------

TOUCHDOWNS	37	25
Rushing	12	7
Passing	20	18
Returns	5	0

SCORE BY PERIOD	Q1	Q2	Q3	Q4	OT	PTS
BILLS	64	113	51	98	3	329
OPPONENTS	71	62	67	42	0	242

SCORING	TD	R	Pa	Rt	K-PAT	FG	S	PTS
Christie	0	0	0	0	36/37	23/32	0	105
K. Davis	6	6	0	0	0/0	0/0	0	36
Reed	6	0	6	0	0/0	0/0	0	36
Thomas	6	6	0	0	0/0	0/0	0	36
Brooks	5	0	5	0	0/0	0/0	0	30
Metzelaars	4	0	4	0	0/0	0/0	0	24
Beebe	3	0	3	0	0/0	0/0	0	18
Jones	1	0	1	0	0/0	0/0	1	8
Copeland	1	0	1	0	0/0	0/0	0	6
Gardner	1	0	1	0	0/0	0/0	0	6
McKeller	1	0	1	0	0/0	0/0	0	6
Odomes	1	0	1	0	0/0	0/0	0	6
Talley	1	0	0	1	0/0	0/0	0	6
Washington	1	0	0	1	0/0	0/0	0	6
BILLS	37	12	20	5	36/37	23/32	32	9
OPP	25	7	18	0	23/25	23/35	24	2

**SACKS:** B. Smith 14.0, Bennett 5.0, Wright 4.5, Hansen 3.5, Barnett 2.0, Jones 2.0, Talley 2.0, Goganious 1.0, Parrella 1.0, M. Patton 1.0, Ladish 0.5, Washington 0.5

**BILLS:** 37-0

**OPPONENTS:** 31-0

RUSHING	No.	Yds	Avg	Long	TD
Thomas	335	1315	3.7	27	6
K. Davis	109	391	3.6	19	6
Kelly	36	102	2.8	17	0
Gardner	20	56	2.8	8	0
Turner	11	36	3.3	10	0
Brooks	3	30	10.0	15	0
Reed	9	21	2.3	15	0
Fina	1	-2	-2.0	-2	0
Reich	6	-6	-1.0	-1	0
BILLS	550	1943	3.5	27	12
OPP	500	1921	3.8	35	7

RECEIVING	No.	Yds	Avg	Long	TD
Metzelaars	68	609	9.0	51	4
Brooks	60	714	11.9	32	5
Reed	52	854	16.4	65t	6
Thomas	48	387	8.1	37	0
Beebe	31	504	16.3	65t	3
K. Davis	21	95	4.5	28	0
Copeland	13	242	18.6	60	0
Gardner	4	50	12.5	22	1
McKeller	3	35	11.7	13t	1
Tasker	2	26	13.0	22	0
Awalt	2	19	9.5	10	0
BILLS	304	3535	11.6	65t	20
OPP	323	3889	12.0	54t	18

INTERCEPTIONS	No.	Yds	Avg	Long	TD
Odomes	9	65	7.2	25	0
Talley	3	74	24.7	61t	1
Jones	2	92	46.0	85t	1
Darby	2	32	16.0	32	0
Williams	2	11	5.5	6	0
M. Patton	2	0	0.0	0	0
Washington	1	27	27.0	27t	1
Bennett	1	5	5.0	5	0
B. Smith	1	0	0.0	0	0
BILLS	23	306	13.3	85t	3
OPP	18	174	9.7	35	0

PUNTING	No.	Yds	Avg	Net	TB	In	Lg	B
Mohr	74	2991	40.4	36	4	19	58	0
BILLS	74	2991	40.4	36	4	19	58	0
OPP	65	2719	41.8	35	1	20	58	0

PUNT RETURNS	Ret	FC	Yds	Avg	Long	TD
Copeland	31	7	274	8.8	47t	1
Brooks	1	0	3	3.0	3	0
Tasker	1	0	0	0.0	0	0
BILLS	33	7	277	8.4	47t	1
OPP	29	24	247	8.5	27	0

KICKOFF RETURNS	No.	Yds	Avg	Long	TD
Copeland	24	436	18.2	28	0
Beebe	10	160	16.0	22	0
K. Davis	8	100	12.5	18	0
Lamb	2	40	20.0	23	0
Turner	1	10	10.0	10	0
BILLS	45	746	16.6	28	0
OPP	43	850	19.8	49	0

FIELD GOALS	1-19	20-29	30-39	40-49	50+
Christie	0-0	4-5	12-12	6-9	1-6
BILLS	0-0	4-5	12-12	6-9	1-6
OPP	3-3	8-11	9-12	3-8	0-1

Christie: (28G)(48G,35G)(40G,59G)(24G)(54N)(37G,33G,22G,30G)(58N,45G)(40N,27G,32G)((55N)(51N)(36G)(42N,29N,51N,34G)(38G,32G)(38G,36G,40G)(39G,49G,40G,40N)

**OPPONENTS:** ((49N,43G,30N)(30G,23G,24G,35N)((1)(33G)(19G,50N)(28N,27G,)(37G,19G,31G)(26G,22G,37G)(30G,22G,34G)(37G,35B,34G,26G,47G)(21N,45N)(41G,18G)(27N,41N,42N)(22G,49N)

USUAL STARTERS		
<b>OFFENSE</b>		
WR	82	Don Beebe
LT	70	John Fina
LG	51	Jim Ritcher
C	67	Kent Hull
RG	65	John Davis
RT	75	Howard Ballard
TE	88	Pete Metzelaars
WR	83	Andre Reed
WR	80	Bill Brooks
RB	34	Thurman Thomas
QB	12	Jim Kelly

DEFENSE		
LE	90	Phil Hansen (9)
	77	Oliver Barnett (6)
NT	91	Jeff Wright
RE	78	Bruce Smith
LOLB	97	Cornelius Bennett
LILB	53	Marvuc Patton
RILB	55	Mark Maddox (8)
	50	Keith Goganious (7)
ROLB	56	Darryl Talley
LCB	29	James Williams
RCB	37	Nate Odomes
FS	38	Mark Kelso
SS	20	Henry Jones

PASSING	Att	Cmp	Yds	Cmp%	Yds/Att	TD	TD%	Int	Int%	65+	Sack/Lost	Rating
Kelly	470	288	3382	61.3	7.20	18	3.8	18	3.8	65t	25/171	79.9
Reich	26	16	153	61.5	5.88	2	7.7	0	0.0	30t	6/47	103.5
Thomas	1	0	0	0.0	0.0	0	0.0	0	0.0	0	0/0	39.6
BILLS	497	304	3535	61.2	7.11	20	4.0	18	3.6	65t	31/218	81.0
OPPONENTS	582	323	3889	55.5	6.68	18	3.1	23	4.0	54t	37/256	70.0





# 1994 SEASON STATISTICS

7-9 | 4TH IN AFC EAST | HEAD COACH MARV LEVY

Date	W/L	Score	Opponent	Attendance
9/4	L	3-23	NY Jets	79,460
9/11	W	38-35	at New England	60,274
9/18	W	15-7	at Houston	55,242
9/26	W	27-20	Denver	75,373
10/2	L	13-20	at Chicago	62,406
10/9	W	21-11	Miami	79,491
10/16	L	17-27	Indianapolis	79,404
10/30	W	44-10	Kansas City	79,501
11/6	L	17-22	at NY Jets	66,949
11/14	L	10-23	at Pittsburgh	59,019
11/20	W	29-20	Green Bay	79,029
11/24	L	21-35	at Detroit	75,672
12/4	W	42-31	at Miami	69,358
12/11	L	17-21	Minnesota	66,501
12/18	L	17-41	New England	56,784
12/24	L	9-10	at Indianapolis	38,458

TOTAL FIRST DOWNS	BUF	OPP
Rushing	319	294
Passing	107	82
Penalty	181	199
3rd Down: Made/Att	31	13
3rd Down Pct.	96/222	91/217
4th Down: Made/Att	43.2	41.9
4th Down: Pct.	5/16	12/18
	31.3	66.7

POSSESSION AVG.	29:21	30:39
TOTAL NET YARDS	5244	5175
Avg. Per Game	327.8	323.4
Total Plays	1066	1007
Avg. Per Play	4.9	5.1

NET YARDS RUSHING	1831	1515
Avg. Per Game	114.4	94.7
Total Rushes	483	447

NET YARDS PASSING	3413	3660
Avg. Per Game	213.3	228.8
Sacked/Yards Lost	41/301	25/152
Gross Yards	3714	3812
Att./Completions	542/342	535/314
Completion Pct.	63.1	58.7
Had Intercepted	21	16

PUNTS/AVERAGE	67/41.8	69/42.3
---------------	---------	---------

NET PUNTING AVG.	36.0	34.1
------------------	------	------

PENALTIES/YARDS	92/631	101/770
-----------------	--------	---------

FUMBLES/BALL LOST	30/13	23/12
-------------------	-------	-------

TOUCHDOWNS	38	40
Rushing	14	10
Passing	23	26
Returns	1	4

SCORE BY PERIOD	Q1	Q2	Q3	Q4	OT	PTS
BILLS	82	120	69	69	0	340
OPPONENTS	46	115	87	108	0	356

SCORING	TD	R	Pa	Rt	K-PAT	FG	S	Pts
Christie	0	0	0	0	38/38	24/28	110	
Thomas	9	7	2	0	0/0	0/0	54	
Reed	8	0	8	0	0/0	0/0	48	
Metzelaars	5	0	5	0	0/0	0/0	30	
Beebe	4	0	4	0	0/0	0/0	24	
Gardner	4	4	0	0	0/0	0/0	24	
Bi. Brooks	2	0	2	0	0/0	0/0	12	
K. Davis	2	0	0	0	0/0	0/0	12	
Copeland	1	0	1	0	0/0	0/0	6	
Kelly	1	0	0	0	0/0	0/0	6	
Lodish	1	0	0	1	0/0	0/0	6	
T.urner	1	0	1	0	0/0	0/0	6	
BILLS	38	14	23	1	38/38	24/28	340	
OPP	40	10	26	4	34/36	26/30	356	

2-Pt. Conversions: **BILLS** 0-0, **OPPONENTS** 2-4

**SACKS:** B. Smith 10.0, Hansen 5.5, Bennett 5.0, Wright 2.0, Jones 1.0, Barnett 1.0, Washington 0.5  
**BILLS:** 25.0  
**OPPONENTS:** 41.0

RUSHING	No.	Yds	Avg	Long	TD
T. Thomas	287	1093	3.8	29	7
K. Davis	91	381	4.2	60	2
Gardner	41	135	3.3	13	4
Reed	10	87	8.7	20	0
Kelly	25	77	3.1	18	1
Jourdain	17	56	3.3	16	0
Beebe	2	11	5.5	6	0
T.urner	2	4	2.0	4	0
Reich	6	3	0.5	5	0
Copeland	1	-7	-7.0	-7	0
Mohr	1	-9	-9.0	-9	0
BILLS	483	1831	3.8	60	14
OPP	447	1515	3.4	28	10

RECEIVING	No.	Yds	Avg	Long	TD
Reed	90	1303	14.5	83†	8
T. Thomas	50	349	7.0	28	2
Metzelaars	49	428	8.7	35†	5
Bi. Brooks	42	482	11.5	32	2
Beebe	32	416	13.0	72	4
Copeland	21	255	12.1	35	1
K. Davis	18	82	4.6	12	0
Gardner	11	89	8.1	21	0
Jourdain	10	56	5.6	18	0
Marrow	5	44	8.8	14	0
L. Johnson	3	42	14.0	21	0
D. Thomas	2	31	15.5	17	0
Turner	1	26	26.0	26†	1
BILLS	342	3714	10.9	83†	23
OPP	314	3812	12.1	57	26

INTERCEPTIONS	No.	Yds	Avg	Long	TD
Darby	4	20	5.0	20	0
Washington	3	36	21.0	36	0
Jones	2	45	22.5	45	0
Burriss	2	24	12.0	24	0
M. Patton	2	8	4.0	8	0
Maddox	1	11	11.0	11	0
T. Smith	1	4	4.0	4	0
B. Smith	1	0	0.0	0	0
BILLS	16	175	10.9	45	0
OPP	21	262	12.5	37†	2

PUNTING	No	Yds	Avg	Net	TB	In	Lg	B
Mohr	67	2799	41.8	36.0	3	13	71	0
BILLS	67	2799	41.8	36.0	3	13	71	0
OPP	69	2916	42.3	34.1	11	19	67	0

PUNT RETURNS	Ret	FC	Yds	Avg	Long	TD
Burriss	32	6	332	10.4	57	0
Copeland	1	2	11	11.0	11	0
BILLS	33	8	343	10.4	57	0
OPP	38	11	324	8.5	31	0

KICKOFF RETURNS	No.	Yds	Avg	Long	TD
Jourdain	27	601	22.3	42	0
Beebe	12	230	19.2	35	0
Copeland	12	232	19.3	32	0
Bu. Brooks	9	162	18.0	25	0
T.urner	6	102	17.0	23	0
Pike	2	9	4.5	9	0
K. Davis	1	0	0.0	0	0
Gardner	1	6	6.0	6	0
M. Patton	1	1	1.0	1	0
Tasker	1	2	2.0	2	0
BILLS	72	1345	18.7	42	0
OPP	72	1455	20.2	45	0

FIELD GOALS	1-19	20-29	30-39	40-49	50+
Christie	0-0	11-12	6-7	5-7	2-2
BILLS	0-0	11-12	6-7	5-7	2-2
OPP	0-0	11-11	8-11	6-7	1-1

Christie : (27G)|(32G|37G,42G,48G,29G,48G)  
 (36G,28G)|(28G,30G)|(23G)|(49G,26G,24G)  
 (39G)|(52G,32B)|(38G,51G,25N)|(1)|(41G)|(24G)  
 (49N,20G,21G,24G,46N )  
 OPPONENTS: (27G,42G,22G)|(1)|(41N,28G ,  
 43G)|(50G,20G)|(40G,37N)|(43G,33G)|(22G)  
 (26G,45G,41G)|(39G,39G,30G)|(1)|(23G)  
 (30G,38G,30G,25G,22G)|(33G,20G)|(38B,31N,22G )

USUAL STARTERS		
WR	82	Don Beebe
LT	70	John Fina
LG	68	Corbin Lacina
C	67	Ken Hull
RG	65	John Davis
RT	74	Glenn Parker
TE	88	Pete Metzelaars
WR	83	Andre Reed
WR/FB	80	Bill Brooks (10)
	35	Carwell Gardner (6)
RB	34	Thurman Thomas
QB	12	Jim Kelly

DEFENSE		
LE	90	Phil Hansen
NT	91	Jeff Wright
RE	78	Bruce Smith
LOLB	97	Cornelius Bennett
LILB	53	Marcus Patton
RILB	55	Mark Maddox
ROLB	56	Darryl T alley
LCB	25	Mickey Washington
RCB	28	Thomas Smith
FS	43	Matt Darby
SS	20	Henry Jones

PASSING	Att	Cmp	Yds	Cmp%	Yds/Att	TD	TD%	Int	Int%	Long	Sack/Lost	Rating
Kelly	448	285	3114	63.6	6.95	22	4.9	17	3.8	83†	34/244	84.6
Reich	93	56	568	60.2	6.11	1	1.1	4	4.3	47	7/57	63.4
Reed	1	1	32	100.0	32.0	0	0.0	0	0.0	32	0/0	118.8
BILLS	542	342	3714	63.1	6.85	23	4.2	21	3.9	83†	41/301	81.2
OPPONENTS	535	314	3812	58.7	7.13	26	4.9	16	3.0	57	25/152	84.4



# 1995 SEASON STATISTICS

10-6 | 1ST IN AFC EAST | HEAD COACH MARV LEVY

Date	W/L Score	Opponent	Attendance
9/3	L 7-22	at Denver	75,157
9/10	W 31-9	Carolina	79,190
9/17	W 20-14	Indianapolis	62,499
10/2	W 22-19	at Cleveland	76,211
10/8	W 29-10	NY Jets	79,485
10/15	W 27-21	Seattle	74,362
10/23	L 14-27	at New England	60,203
10/29	L 6-23	at Miami	71,060
11/5	W 16-10	at Indianapolis	59,612
11/12	W 23-17	Aflanta	62,690
11/19	W 28-26	at NY Jets	54,436
11/26	L 25-35	New England	69,384
12/3	L 17-27	at San Francisco	65,568
12/10	W 45-27	at St. Louis	64,623
12/17	W 23-20	Miami	79,531
12/24	L 17-28	Houston	45,253

AFC WILD CARD PLAYOFF	Opponent	Attendance
12/30 W 37-22	Miami	73,103
AFC DIVISIONAL PLAYOFF		
1/6 L 21-40	at Pittsburgh	59,072

TOTAL FIRST DOWNS	BUF	OPP
Rushing	300	287
Passing	130	93
Penalty	142	180
3rd Down: Made/Att	28	14
3rd Down Pct.	71/225	84/244
4th Down: Made/Att	31.6	34.4
4th Down: Pct.	7/13	13/23
	53.8	56.5

POSSESSION AVG.	28:10	31:50
TOTAL NET YARDS	5117	5128
Avg. Per Game	319.8	320.5
Total Plays	1059	1084
Avg. Per Play	4.8	4.7

NET YARDS RUSHING	1993	1626
Avg. Per Game	124.6	101.6
Total Rushes	521	453

NET YARDS PASSING	3124	3502
Avg. Per Game	195.3	218.9
Sacked/Yards Lost	32/224	49/362
Gross Yards	3348	3864
Att./Completions	506/279	582/310
Completion Pct.	55.1	53.3
Had Intercepted	14	17

PUNTS/AVERAGE	86/40.4	90/42.8
---------------	---------	---------

NET PUNTING AVG.	36.2	35.1
------------------	------	------

PENALTIES/YARDS	89/672	115/890
-----------------	--------	---------

FUMBLES/BALL LOST	25/12	23/11
-------------------	-------	-------

TOUCHDOWNS	37	33
Rushing	10	16
Passing	24	14
Returns	3	3

SCORE BY PERIOD	Q1	Q2	Q3	Q4	OT	PTS
BILLS	73	115	97	65	0	350
OPPONENTS	64	79	89	103	0	335

SCORING	TD	R	Pa	Rt	K-PAT	FG	S	Pts
Christie	0	0	0	0	33/3531/40	126		
Brooks	11	0	11	0	0/0	0/0		66
Thomas	8	6	2	0	0/0	0/0	0	48
Holmes	4	4	0	0	0/0	0/0	0	24
Armour	3	0	3	0	0/0	0/0	0	18
Reed	3	0	3	0	0/0	0/0	0	18
Tasker	3	0	3	0	0/0	0/0	0	18
Gardner	1	0	0	1	* 0/0	0/0	0	8
Bennett	1	0	0	1	0/0	0/0	0	6
Copeland	1	0	1	0	0/0	0/0	0	6
Johnson	1	0	1	0	0/0	0/0	0	6
Schulz	1	0	0	1	0/0	0/0	0	6
BILLS	37	10	24	3	33/3531/40	350		
OPP	33	16	14	3	29/2934/431	335		

2-Pt Conversions BILLS 1-2, OPP 2-4

**SACKS:** Paul 17.5, B. Smith 10.5, Hansen 10.0, Jeffcoat 2.5, Washington 2.5, Bennett 2.0, Rogers 2.0, D. White 1.0, Wilson 1.0  
**BILLS:** 49.0  
**OPPONENTS:** 32.0

RUSHING	No.	Yds.	Avg	Long	TD
Thomas	267	1005	3.8	49	6
Holmes	172	698	4.1	38t	4
Gardner	20	77	3.9	17	0
Tasker	8	74	9.3	17	0
Reed	7	48	6.9	14	0
Jourdain	8	31	3.9	19	0
Collins	9	23	2.6	10	0
Kelly	17	20	1.2	17	0
Tindale	5	16	3.2	6	0
Brooks	3	7	2.3	9	0
Copeland	1	-1	-1.0	-1	0
Armour	4	-5	-1.2	6	0
BILLS	521	1993	3.8	49	10
OPP	453	1626	3.6	39	16

RECEIVING	No.	Yds.	Avg	Long	TD
Brooks	53	763	14.4	51t	11
Johnson	49	504	10.3	52	1
Copeland	42	646	15.4	77t	1
Armour	26	300	11.5	28t	3
T. Thomas	26	220	8.5	60	2
Reed	24	312	13.0	41t	3
Holmes	24	214	8.9	47	0
Tasker	20	255	12.8	43	3
Cline	8	64	8.0	17	0
Coons	3	28	9.3	13	0
Gardner	2	17	8.5	13	0
D. Thomas	1	18	18.0	18	0
Jourdain	1	7	7.0	7	0
BILLS	279	3348	12.0	77t	24
OPP	310	3864	12.5	54t	14

INTERCEPTIONS	No.	Yds.	Avg	Long	TD
Schulz	6	48	8.0	32t	1
Darby	2	37	18.5	37	0
T. Smith	2	23	11.5	13	0
Paup	2	0	0.0	0	0
Bennett	1	69	69.0	69t	1
Burriss	1	19	19.0	19	0
Evans	1	18	18.0	18	0
Jones	1	10	10.0	10	0
White	1	9	9.0	9	0
BILLS	17	233	13.7	69t	2
OPP	14	187	13.4	49	0

PUNTING	No.	Yds.	Avg	Net	TB	In	Lg	B
Mohr	86	3473	40.4	36.2	7	23	60	0
BILLS	86	3473	40.4	36.2	7	23	60	0
OPP	90	3854	42.8	35.1	11	19	73	0

PUNT RETURNS	Ret	FC	Yds	Avg	Long	TD
Burriss	20	1	229	11.5	40	0
Tasker	17	7	204	12.0	44	0
Brooks	6	2	35	5.8	15	0
Copeland	2	1	8	4.0	7	0
Jourdain	1	0	0	0.0	0	0
D. Thomas	1	0	0	0.0	0	0
BILLS	47	11	476	10.1	44	0
OPP	23	30	224	9.7	69t	1

KICKOFF RETURNS	No.	Yds	Avg	Long	TD
Holmes	39	799	20.5	42	0
Jourdain	19	348	18.3	41	0
Tindale	6	62	10.3	20	0
Green	2	37	18.5	22	0
Cline	1	11	11.0	11	0
Irvin	1	12	12.0	12	0
Louchiey	1	13	13.0	13	0
Pike	1	20	20.0	20	0
BILLS	70	1302	18.6	42	0
OPP	73	1615	22.1	46	0

FIELD GOALS	1-19	20-29	30-39	40-49	50+
Christie	0-0	13-14	13-15	3-6	2-5
BILLS	0-0	13-14	13-15	3-6	2-5
OPP	0-0	11-11	15-19	3-8	5-5

Christie: ( ) (39G) (35G, 38G) (38G, 31G, 22N, 33G) (38G, 44N, 24G, 32G, 51G, 27G) (50N, 43G, 26G) (23G, 23G, 47N) (32G, 32G) (39G, 23G, 33G, 50N, 38N) (23G, 38G, 21G) (42N, 32N) (51G, 48G) (23G) (50N, 28G) (20G, 24G, 25G) (44G)  
 OPPONENTS: (22G, 52G, 20G, 38N, 38G, 37G) (32N, 34G, 52G, 32G) (39B) (43N, 32G, 47G, 23G, 38G) (26G, 33N) (39G, 42B, 24G) (24G, 32G, 22G) (37G) (44N, 50G, 49B) (30G, 35G) (29G, 43G) (46N, 20G, 40G) (28G, 37G, 51G, 25G) (50G, 30G) (39G, 33G)

### USUAL STARTERS

OFFENSE	Player	Opponent
WR	85	Russell Copeland
LT	70	John Fina
LG	79	Ruben Brown
C	67	Kent Hull
RG	60	Jerry Ostroski
RT	74	Glen Parker
TE	84	Lonnnie Johnson
WR	80	Bill Brooks
WR	81	Justin Armour (9)
	83	Andre Reed (6)
RB	34	Thurman Thomas
QB	12	Jim Kelly

### DEFENSE

Player	Opponent
LE	90 Phil Hansen
NT	92 Ted Washington
RE	78 Bruce Smith
LOLB	95 Bryce Paup
LILB	58 Marlo Perry
RILB	97 Cornelius Bennett
ROLB	59 Sam Rogers
LCB	22 Jeff Burriss
RCB	28 Thomas Smith
FS	24 Kurt Schulz
SS	20 Henry Jones
ROLB	59 Sam Rogers

PASSING	Att	Cmp	Yds	Cmp%	Yds/Att	TD	TD%	Int	Int%	Long	Sack/Lost	Rating
Kelly	458	255	3130	55.7	6.83	22	4.8	13	2.8	77t	26/181	81.1
Collins	29	14	112	48.3	3.86	0	0.0	1	3.4	18	6/43	44.0
Van Pelt	18	10	106	55.6	5.89	2	11.1	0	0.0	19t	0/0	110.0
Armour	1	0	0	0.0	0.00	0	0.0	0	0.0	0	0/0	39.6
BILLS	506	279	3348	55.1	6.62	24	4.7	14	2.8	77t	32/224	79.9
OPPONENTS	582	310	3864	53.3	6.64	14	2.4	17	2.9	54t	49/362	70.0



# 1996 SEASON STATISTICS

10-6 | 2ND IN AFC EAST | HEAD COACH MARV LEVY

Date	W/L Score	Opponent	Attendance
9/1	W 23-20 (OT)	at NY Giants	74,218
9/8	W 17-10	New England	78,104
9/16	L 6-24	at Pittsburgh	59,002
9/22	W 10-7	Dallas	78,098
10/6	W 16-13 (OT)	Indianapolis	79,401
10/13	L 7-21	Miami	79,642
10/20	W 25-22	at NY Jets	49,775
10/27	L 25-28	at New England	58,858
11/3	W 38-13	Washington	78,002
11/10	W 24-17	at Philadelphia	66,613
11/17	W 31-17	Cincinnati	75,549
11/24	W 35-10	NY Jets	60,854
12/1	L 10-13 (OT)	at Indianapolis	53,804
12/8	L 18-26	at Seattle	41,373
12/16	L 14-16	at Miami	67,016
12/22	W 20-9	Kansas City	68,671

## AFC WILD CARD PLAYOFF

12/28	L 27-30	Jacksonville	70,213
-------	---------	--------------	--------

	BUF	OPP
<b>TOTAL FIRST DOWNS</b>	294	283
Rushing	128	94
Passing	149	168
Penalty	17	21
3rd Down: Made/Att	83/238	92/259
3rd Down Pct.	34.9	35.5
4th Down: Made/Att	9/14	5/17
4th Down: Pct.	64.3	29.4

<b>POSSESSION AVG.</b>	28:40	31:20
------------------------	-------	-------

	5119	4737
<b>TOTAL NET YARDS</b>		
Avg. Per Game	319.9	296.1
Total Plays	1094	1105
Avg. Per Play	4.7	4.3

	1901	1669
<b>NET YARDS RUSHING</b>		
Avg. Per Game	118.8	104.3
Total Rushes	563	495

	3218	3068
<b>NET YARDS PASSING</b>		
Avg. Per Game	201.1	191.8
Sacked/Yards Lost	48/340	48/341
Gross Yards	3558	3409
Att./Completions	483/279	562/292
Completion Pct.	57.8	52.0
Had Intercepted	24	14

<b>PUNTS/AVERAGE</b>	101/41.5	102/43.2
----------------------	----------	----------

<b>NET PUNTING AVG.</b>	36.5	36.7
-------------------------	------	------

<b>PENALTIES/YARDS</b>	106/831	86/607
------------------------	---------	--------

<b>FUMBLES/BALL LOST</b>	25/13	23/14
--------------------------	-------	-------

	35	28
<b>TOUCHDOWNS</b>		
Rushing	14	12
Passing	18	11
Returns	3	5

SCORE BY PERIOD	Q1	Q2	Q3	Q4	OT	PTS
BILLS	37	110	77	89	6	319
OPPONENTS	70	63	39	91	3	266

SCORING	Td	Ru	Pa	Rt	K-PAT	FG	S	Pts
Christie	0	0	0	0	33/33	24/29	0	105
T. Thomas	8	8	0	0	0/0	0/0	0	48
Reed	6	0	6	0	0/0	0/0	0	36
Holmes	5	4	1	0	1*	0/0	0	32
Early	4	0	4	0	1*	0/0	0	26
Moulds	3	0	2	1	0/0	0/0	0	18
Tasker	3	0	3	0	0/0	0/0	0	18
Kelly	2	2	0	0	0/0	0/0	0	12
Brantley	1	0	1	0	0/0	0/0	0	6
Cline	1	0	1	0	0/0	0/0	0	6
Northern	1	0	0	1	0/0	0/0	0	6
White	1	0	0	1	0/0	0/0	0	6
BILLS	35	14	18	3	33/33	24-29	319	
OPP	28	12	11	5	25/26	23/36	1266	

2-Pt Conversions **BILLS** 2-2, **OPP** 1-2

**SACKS:** B. Smith 13.5, Hansen 8.0, Paup 6.0, Jeffcoat 5.0, Northern 5.0, Rogers 3.5, Washington 3.5, Irvin 2.0, Kerner 1.0, White 0.5

**BILLS:** 48.0,  
**OPPONENTS:** 48.0

RUSHING	No.	Yds	Avg	Long	TD
T. Thomas	281	1033	3.7	36	8
Holmes	189	571	3.0	37	4
Kelly	19	66	3.5	22	2
Tindale	14	49	3.5	15	0
Moulds	12	44	3.7	11	0
Collins	21	43	2.0	10	0
Early	3	39	13.0	29	0
Tasker	9	31	3.4	11	0
Reed	8	22	2.8	13	0
Bratton	4	8	2.0	5	0
Van Pelt	3	-5	-1.7	-1	0
BILLS	563	1901	3.4	37	14
OPP	495	1669	3.4	51	12

RECEIVING	No.	Yds	Avg	Long	TD
Reed	66	1036	15.7	67†	6
Early	50	798	16.0	95†	4
Johnson	46	457	9.9	33	0
T. Thomas	26	254	9.8	69	0
Tasker	21	372	17.7	62	3
Moulds	20	279	14.0	47	2
Cline	19	117	6.2	15	1
Holmes	16	102	6.4	20	1
Copeland	7	85	12.1	31	0
Brantley	5	47	9.4	22†	1
Coons	1	12	12.0	12	0
Louchiey	1	0	0.0	0	0
Tindale	1	-1	-1.0	-1	0
BILLS	279	3558	12.8	95†	18
OPP	292	3409	11.7	61	11

INTERCEPTIONS	No.	Yds	Avg	Long	TD
Schulz	4	24	6.0	19	0
Martin	2	35	17.5	31	0
Stevens	2	0	0.0	0	0
Burriss	1	28	28.0	28	0
Spielman	1	14	14.0	14	0
Kerner	1	6	6.0	6	0
Perry	1	6	6.0	6	0
Jackson	1	0	0.0	0	0
T. Smith	1	0	0.0	0	0
BILLS	14	113	8.1	31	0
OPP	24	498	20.8	91†	4

PUNTING	No	Yds	Avg	Net	TB	In	Lg	B
Mohr	101	4194	41.5	36.5	13	27	80	0
BILLS	101	4194	41.5	36.5	13	27	80	0
OPP	102	4406	43.2	36.7	12	27	66	1

PUNT RETURNS	Ret	FC	Yds	Avg	Long	TD
Burriss	27	7	286	10.6	45	0
Copeland	14	7	119	8.5	19	0
Tasker	2	1	18	9.0	12	0
BILLS	43	15	423	9.8	45	0
OPP	40	25	246	6.2	87†	1

KICKOFF RETURNS	No.	Yds	Avg	Long	TD
Moulds	52	1205	23.2	97†	1
Copeland	6	136	22.7	47	0
BILLS	58	1341	23.1	97†	1
OPP	65	1255	19.3	32	0

FIELD GOALS	1-19	20-29	30-39	40-49	50+
Christie	0-0	5-6	12-14	7-8	0-1
BILLS	0-0	5-6	12-14	7-8	0-1
OPP	2-2	8-11	6-10	7-12	0-1

Christie: (28G,39G,34G)|(33G,37N)|(31G,45G)  
(32G)|(42G,37G,39G)( )  
(48G,32G,36N,47G,23G,33G,47G)|(33G)|(33G,50N)  
(38G)|(22G)|( )|(24G)|(22G)|(20N)|(41G,48N,42G)  
OPPONENTS: (22G,34G)|(42G,45N,25N,47B)  
(30G,37B,24B)|(36B)|(46N,44G,41G)|(33N)  
(43N)|(40G,32G,54N)|( )|(23G)|(30G)|(25G)  
(33N,41B,25G,49G)|(27N,41G,38G,22G,30G)  
(29G,41G,18G)|(19G,24G,26G)

## USUAL STARTERS

### OFFENSE

WR	88	Quinn Early
TE	86	Tony Cline
LT	70	John Fina
LG	79	Ruben Brown
C	67	Kent Hull
RG	60	Jerry Ostroski
RT	74	Glenn Parker
TE	84	Lonnice Johnson
WR	83	Andy Reed
RB	34	Thurman Thomas
QB	12	Jim Kelly

### DEFENSE

LE	90	Phil Hansen
NT	92	Ted Washington
RE	78	Bruce Smith
LOLB	95	Bryce Paup
LILB	54	Chris Spielman
RILB	55	Mark Maddox
ROLB	59	Sam Rogers
LCB	22	Jeff Burriss
RCB	28	Thomas Smith
FS	24	Kurt Schulz
SS	23	Matt Stevens

PASSING	Att	Cmp	Yds	Cmp%	Yds/Att	TD	TD%	Int	Int%	Long	Sack/Lost	Rating
Kelly	379	222	2810	58.6	7.41	14	3.7	19	5.0	67†	37/287	73.2
Collins	99	55	739	55.6	7.46	4	4.0	5	5.1	95†	11/53	71.9
Van Pelt	5	2	9	40.0	1.80	0	0.0	0	0.0	5	0/0	47.9
BILLS	483	279	3558	57.8	7.37	18	3.7	24	5.0	95†	48/340	72.6
OPPONENTS	562	292	3409	52.0	6.07	11	2.0	14	2.5	61	48/341	66.8



# 1997 SEASON STATISTICS

6-10 | 4TH IN AFC EAST | HEAD COACH MARV LEVY

Date	W/L Score	Opponent	Attendance
8/31	L 13-34	Minnesota	79,139
9/7	W 28-22	at NY Jets	72,988
9/14	L 16-22	at Kansas City	78,169
9/21	W 37-35	Indianapolis	55,340
10/5	W 22-13	Detroit	78,025
10/12	L 6-33	at New England	59,802
10/20	W 9-6	at Indianapolis	61,139
10/26	L 20-23 (OT)	Denver	78,458
11/2	W 9-6	Miami	78,011
11/9	L 10-31	New England	65,783
11/17	L 13-30	at Miami	74,155
11/23	L 14-31	at Tennessee	23,571
11/30	W 20-10	NY Jets	47,776
12/7	L 3-20	at Chicago	39,784
12/14	L 14-20	Jacksonville	41,231
12/20	L 21-31	at Green Bay	60,108

TOTAL FIRST DOWNS	BUF	OPP
Rushing	98	85
Passing	144	160
Penalty	26	20
3rd Down: Made/Att	53/212	85/240
3rd Down Pct.	25.0	35.4
4th Down: Made/Att	11/29	7/16
4th Down: Pct.	37.9	43.8

POSSESSION AVG.	27:59	32:01
-----------------	-------	-------

TOTAL NET YARDS	4657	4853
Avg. Per Game	291.1	303.3
Total Plays	1014	1041
Avg. Per Play	4.6	4.7

NET YARDS RUSHING	1782	1792
Avg. Per Game	111.4	112.0
Total Rushes	422	493

NET YARDS PASSING	2875	3061
Avg. Per Game	179.7	191.3
Sacked/Yards Lost	46/338	46/344
Gross Yards	3213	3405
Att./Completions	546/293	502/287
Completion Pct.	53.7	57.2
Had Intercepted	25	15

PUNTS/AVERAGE	91/41.4	86/42.0
---------------	---------	---------

NET PUNTING AVG.	36.0	36.1
------------------	------	------

PENALTIES/YARDS	92/742	98/992
-----------------	--------	--------

FUMBLES/BALL LOST	39/17	23/7
-------------------	-------	------

TOUCHDOWNS	26	37
Rushing	12	11
Passing	14	17
Returns	0	9

SCORE BY PERIOD	Q1	Q2	Q3	Q4	OT	PTS
BILLS	19	66	45	125	0	255
OPPONENTS	78	118	68	100	3	367

SCORING	TD	Ru	Pa	Rt	K-PAT	FG	S	Pts
Christie	0	0	0	0	21/21	24/30	0	93
A. Smith	8	8	0	0	0/0	0/0	0	48
Early	5	0	5	0	0/0	0/0	0	30
Reed	5	0	5	0	0/0	0/0	0	30
Riemersma	2	0	2	0	1*	0/0	0	14
Holmes	2	2	0	0	0/0	0/0	0	12
Johnson	2	2	0	0	0/0	0/0	0	12
T. Thomas	1	1	0	0	0/0	0/0	0	6
Van Pelt	1	1	0	0	0/0	0/0	0	6
Hansen	0	0	0	0	0/0	0/0	1	2
Moulds	0	0	0	0	1*	0/0	0	2
BILLS	26	12	14	0	21/21	24/30	1	255
OPP	37	11	17	9	34/35	37/46	3	367

2-Pt Conversions: BILLS 2-5, OPP 0-2

**SACKS:** B. Smith 14.0, Paup 9.5, Hansen 6.0, Moran 4.5, Washington 4.0, Rogers 3.5, Jones 2.0, Holecsek 1.5, Covington 0.5, Jeffcoat 0.5  
**BILLS: 46.0**  
**OPPONENTS: 46.0**

RUSHING	No.	Yds	Avg	Long	TD
A. Smith	194	840	4.3	56t	8
T. Thomas	154	643	4.2	24	1
Holmes	22	106	4.8	19	2
Collins	30	77	2.6	11	0
Moulds	4	59	14.8	29	0
Van Pelt	11	33	3.0	9	1
Reed	3	11	3.7	9	0
Hobert	2	7	3.5	7	0
Johnson	1	6	6.0	6	0
Mohr	1	0	0.0	0	0
BILLS	422	1782	4.2	56t	12
OPP	493	1792	3.6	78t	11

RECEIVING	No.	Yds	Avg	Long	TD
Reed	60	880	14.7	77t	5
Early	60	853	14.2	45	5
Johnson	41	340	8.3	62t	2
T. Thomas	30	208	6.9	30	0
Moulds	29	294	10.1	32	0
A. Smith	28	177	6.3	19	0
Riemersma	26	208	8.0	22	2
Holmes	13	106	8.2	22	0
Tindale	4	105	26.3	45	0
Cline	1	29	29.0	29	0
Reese	1	13	13.0	13	0
BILLS	293	3213	11.0	77t	14
OPP	287	3405	11.9	60	17

INTERCEPTIONS	No.	Yds	Avg	Long	TD
Irvin	2	28	14.0	28	0
Schultz	2	23	11.5	21	0
Kerner	2	20	10.0	20	0
Burris	2	19	9.5	10	0
Moran	2	12	6.0	12	0
Maddox	1	25	25.0	25	0
Martin	1	12	12.0	12	0
Spielman	1	8	8.0	8	0
Covington	1	6	6.0	6	0
Perry	1	4	4.0	4	0
BILLS	15	157	10.5	28	0
OPP	25	359	14.4	62t	3

PUNTING	No.	Yds	Avg	Net	TB	In	Lg	B
Mohr	90	3764	41.8	36.0	6	24	59	1
BILLS	91	3764	41.4	36.0	6	24	59	1
OPP	86	3608	42.0	36.1	8	33	65	1

PUNT RETURNS	Ret	FC	Yds	Avg	Long	TD
Burris	21	8	198	9.4	32	0
Tasker	12	9	113	9.4	47	0
Galloway	2	2	15	7.5	15	0
Moulds	2	0	20	10.0	10	0
Jackson	1	0	0	0.0	0	0
Jones	1	0	0	0.0	0	0
BILLS	39	19	346	8.9	47	0
OPP	44	24	366	8.3	29	0

KICKOFF RETURNS	No.	Yds	Avg	Long	TD
Moulds	43	921	21.4	53	0
Holmes	23	430	18.7	36	0
Galloway	6	130	21.7	30	0
Burris	1	10	10.0	10	0
Cline	1	0	0.0	0	0
Coons	1	12	12.0	12	0
Pike	1	11	11.0	11	0
Tasker	1	12	12.0	12	0
Wiley	1	12	12.0	12	0
BILLS	78	1538	19.7	53	0
OPP	55	1385	25.2	96t	3

FIELD GOALS	1-19	20-29	30-39	40-49	50+
Christie	0-0	6-6	9-12	8-10	1-2
BILLS	0-0	6-6	9-12	8-10	1-2
OPP	2-2	11-11	12-15	9-13	3-5

Christie: (28G,46G)|(46G,33G,30G)|(27G)(47G,33G)(34N)(22G,47G,32N,27G)(30G,55G)(41G,40G,39N,65N,39G)(23G)(36G,24G)(36B)(49G,34G)(41N,43G)(38G,31G)  
 OPPONENTS: (21G,43G)(39N,26G,19G,52G)(46G,45G,48N,42G)(39G,36G,49G,22G,25G)(28G,30G)(20G,23G,41G,52G)(51N,39G,32G)(38N,23G,22G,33G)(32N,27G,35G)(42G,42N,45N)(37G,30G,35G)(51G)(53N,22G)(41G,38G)(19G,47G)(45N,35G)

## USUAL STARTERS

OFFENSE		
WR	88	Quinn Early
LT	70	John Fina
LG	79	Ruben Brown
C	61	Dusty Zeigler
RG	68	Corbin Lacina
RT	60	Jerry Ostroski (10)
	72	Carey Louchiey (6)
TE	84	Lonnice Johnson
WR	83	Andre Reed
TE/WR	49	Jay Riemersma (8)
	80	Eric Moulds (7)
RB	34	Thurman Thomas
QB	15	Todd Collins

DEFENSE		
LE	90	Phil Hansen
NT	92	Ted Washington
	98	Sean Moran (7)
RE	78	Bruce Smith
LOLB	95	Bryce Paup
LILB	54	Chris Spielman (8)
MLB	52	John Holecsek (7)
RILB	57	Damien Covington (8)
ROLB	59	Sam Rogers
LCB	22	Jeff Burris
RCB	28	Thomas Smith
FS	24	Kurt Schulz
SS	20	Henry Jones

PASSING	Att	Cmp	Yds	Cmp%	Yds/Att	TD	TD%	Int	Int%	Long	Sack/Lost	Rating
Collins	291	215	2367	55.0	6.05	12	3.1	13	3.3	77t	39/278	69.5
Van Pelt	124	60	684	48.4	5.52	2	1.6	10	8.1	39	4/33	37.2
Hobert	30	17	133	56.7	4.43	0	0.0	2	6.7	20	2/7	40.0
Mohr	1	1	29	100.0	29.00	0	0.0	0	0.0	29	0/0	118.8
Reed	0	0	0	—	—	0	0	0	—	—	1/20	—
BILLS	546	283	3214	53.7	5.88	14	2.6	25	4.6	77t	46/338	60.8
OPPONENTS	502	287	3405	57.2	6.78	17	3.4	15	3.0	60	46/344	76.8





# 1998 SEASON STATISTICS

10-6 | T-2ND IN AFC EAST | HEAD COACH WADE PHILLIPS

Date	W/L Score	Opponent	Attendance
9/6	L 14-16	at San Diego	64,037
9/13	L 7-13	at Miami	73,097
9/20	L 33-34	St. Louis	65,199
10/4	W 26-21	San Francisco	76,615
10/11	W 31-24	at Indianapolis	52,938
10/18	W 17-16	Jacksonville	77,635
10/25	W 30-14	at Carolina	64,050
11/1	W 30-24	Miami	79,011
11/8	L 12-34	at NY Jets	75,403
11/15	W 13-10	New England	72,020
11/22	W 34-11	Indianapolis	49,032
11/29	L 21-25	at New England	58,304
12/6	W 33-20	at Cincinnati	54,359
12/13	W 44-21	Oakland	62,002
12/19	L 10-17	NY Jets	79,056
12/27	W 45-33	at New Orleans	39,707

**AFC WILD CARD PLAYOFF**  
1/2 L 17-24 at Miami 72,698

	BUF	OPP
<b>TOTAL FIRST DOWNS</b>	319	283
Rushing	115	79
Passing	176	168
Penalty	28	36
3rd Down: Made/Att	97/219	80/207
3rd Down Pct.	44.3	38.6
4th Down: Made/Att	3/8	10/18
4th Down Pct.	37.5	55.6

**POSSESSION AVG.** 32:26 27:34

	5541	4691
<b>TOTAL NET YARDS</b>		
Avg. Per Game	346.3	293.2
Total Plays	1033	949
Avg. Per Play	5.4	4.9

	2161	1493
<b>NET YARDS RUSHING</b>		
Avg. Per Game	135.1	93.3
Total Rushes	531	375

	3380	3198
<b>NET YARDS PASSING</b>		
Avg. Per Game	211.3	199.9
Sacked/Yards Lost	41/241	43/276
Gross Yards	3621	3474
Att./Completions	461/269	532/294
Completion Pct.	58.4	55.3
Had Intercepted	14	18

**PUNTS/AVERAGE** 69/41.8 77/44.9

**NET PUNTING AVG.** 33.2 37.5

**PENALTIES/YARDS** 123/993 104/836

**FUMBLES/BALL LOST** 17/6 21/13

	43	39
<b>TOUCHDOWNS</b>		
Rushing	13	11
Passing	28	27
Returns	2	1

SCORE BY PERIOD	Q1	Q2	Q3	Q4	OT	PTS
BILLS	67	139	95	99	0	400
OPPONENTS	40	97	70	126	0	333

SCORING	Td	Ru	Pa	Rt	K-PAT	FG	S	Pts
Christie	0	0	0	0	41/41	33/41	0	140
Moulds	9	0	9	0	0/0	0/0	0	54
A. Smith	8	8	0	0	0/0	0/0	0	48
Riemersma	6	0	6	0	0/0	0/0	0	36
Reed	5	0	5	0	0/0	0/0	0	30
Gash	3	0	3	0	0/0	0/0	0	18
Thomas	3	2	1	0	0/0	0/0	0	18
L. Johnson	2	0	2	0	0/0	0/0	0	12
Early	1	0	1	0	0/0	0/0	0	6
Flutie	1	1	0	0	0/0	0/0	0	6
Hansen	1	0	0	1	0/0	0/0	0	6
R. Johnson	1	0	0	0	0/0	0/0	0	6
Linton	1	1	0	0	0/0	0/0	0	6
Northern	1	0	0	1	0/0	0/0	0	6
K. Williams	1	0	1	0	0/0	0/0	0	6
Washington	0	0	0	0	0/0	0/0	1	2
BILLS	43	13	28	2	41/41	33/41	1	400
OPP	39	11	27	1	28/28	21/26	0	333

2-Pt Conversions: **BILLS** 0-2, **OPP** 4-11

**SACKS:** B. Smith 10.0, Hansen 7.5, Price 5.0, Rogers 4.5, Washington 4.5, Wiley 3.5, P. Williams 3.5, Northern 2.0, Smedley 2.0, Simmons LG 0.5, Simmons TM 0.5  
**BILLS:** 43.0  
**OPPONENTS:** 41.0

RUSHING	No.	Yds	Avg	Long	TD
A. Smith	300	1124	3.7	30	8
Thomas	93	381	4.1	17t	2
Flutie	48	248	5.2	23	1
Linton	45	195	4.3	20	1
R. Johnson	24	123	5.1	32	1
K. Williams	5	46	9.2	28	0
Gash	11	32	2.9	11	0
Holmes TM	2	8	4.0	5	0
C. Williams	2	5	2.5	3	0
Van Pelt	1	-1	-1.0	-1	0
BILLS	531	2161	4.1	32	13
OPP	375	1493	4.0	46	11

RECEIVING	No.	Yds	Avg	Long	TD
Moulds	67	1368	20.4	84t	9
Reed	63	795	12.6	67t	5
K. Williams	29	392	13.5	55	1
Thomas	26	220	8.5	26	1
Riemersma	25	288	11.5	28	6
Early	19	217	11.4	37	1
Gash	19	165	8.7	20	3
L. Johnson	14	146	10.4	27	2
A. Smith	5	11	2.2	9	0
Linton	1	10	10.0	10	0
Holmes TM	1	9	9.0	9	0
BILLS	269	3621	13.5	84t	28
OPP	294	3474	11.8	72t	27

INTERCEPTIONS	No.	Yds	Avg	Long	TD
Schultz	6	48	8.0	24	0
Jones	3	0	0.0	0	0
Jackson	2	27	13.5	27	0
Cowart	2	23	11.5	23	0
Irvin	1	43	43.0	43	0
Northern	1	40	40.0	40t	1
Martin	1	23	23.0	23	0
T. Smith	1	0	0.0	0	0
Washington	1	0	0.0	0	0
BILLS	18	204	11.3	43	1
OPP	14	65	4.6	18	0

PUNTING	No	Yds	Avg	Net	TB	In	Lg	B
Mohr	69	2882	41.8	33.2	11	18	57	0
BILLS	69	2882	41.8	33.2	11	18	57	0
OPP	77	3459	44.9	37.5	10	13	69	0

PUNT RETURNS	Ret	FC	Yds	Avg	Long	TD
K. Williams	37	11	369	10.0	73	0
BILLS	37	11	369	10.0	73	0
OPP	32	17	374	11.7	75t	1

KICKOFF RETURNS	No.	Yds	Avg	Long	TD
K. Williams	47	1059	22.5	46	0
Gash	3	41	13.7	17	0
L. Johnson	3	18	6.0	16	0
Cummings	1	21	21.0	21	0
Holmes TM	1	20	20.0	20	0
Riemersma	1	9	9.0	9	0
BILLS	56	1168	20.9	46	0
OPP	77	1638	21.3	55	0

FIELD GOALS	1-19	20-29	30-39	40-49	50+
Christie	1-1	10-12	12-14	9-11	1-3
BILLS	1-1	10-12	12-14	9-11	1-3
OPP	0-0	7-7	7-7	8-11	1-1

Christie: (21N, 39N) | (36G) | (24G, 51N, 19G, 38G, 45G) (53N, 39G) | (24G) | (42G, 47G, 44G) | (49N, 22G, 36G, 25G) (40G, 37G, 44G, 21G) | (31G, 20G, 40N) | (35G, 24G) (35N, 34G, 26G, 22G) | (20G, 52G, 46G, 34G) (32G, 49G, 32G) | (28N, 44G) | (35G) | (48G, 47G, 54G) | (33G, 27G) | (27G, 25G) | (48N) | (22G, 33G, 43G, 41G) | (35G, 23G, 27G) | (38G) | (49G, 43G) | (39N, 38G, 39N) | (27G) | (44G, 47N) | (48G, 46N) | ( )

**USUAL STARTERS**

OFFENSE		
WR	80	Eric Moulds
LT	70	John Fina
LG	79	Ruben Brown
C	61	Dusty Zeigler
RG	72	Joe Panos
RT	60	Jerry Ostroski
TE	84	Lonnice Johnson
WR	83	Andre Reed
FB	33	Sam Gash
RB	23	Antowan Smith
QB	7	Doug Flutie (10)
	11	Rob Johnson (6)

DEFENSE		
LE	90	Phil Hansen
NT	92	Ted Washington
RE	78	Bruce Smith
LOLB	59	Sam Rogers
ULB	52	John Holecak
RILB	56	Sam Cowart
ROLB	99	Gabe Northern
LCB	27	Ken Irvin
RCB	28	Thomas Smith
FS	24	Kurt Schulz
SS	20	Henry Jones

PASSING	Att	Cmp	Yds	Cmp%	Yds/Att	TD	TD%	Int	Int%	Long	Sack/Lost	Rating
Flutie	354	202	2711	57.1	7.66	20	5.6	11	3.1	84t	12/78	87.4
R. Johnson	107	67	910	62.6	8.50	8	7.5	3	2.8	66t	29/163	102.9
BILLS	461	269	3621	58.4	7.85	28	6.1	14	3.0	84t	41/241	91.0
OPPONENTS	532	294	3474	55.3	6.53	27	5.1	18	3.4	72t	43/276	78.2



# 1999 SEASON STATISTICS

11-5 | 2ND IN AFC EAST | HEAD COACH WADE PHILLIPS

Date	W/L Score	Opponent	Attendance
9/12	L 14-31	at Indianapolis	56,238
9/19	W 17-3	NY Jets	68,839
9/26	W 26-0	Philadelphia	70,872
10/4	W 23-18	at Miami	74,073
10/10	W 24-21	Pittsburgh	71,038
10/17	L 14-20	Oakland	71,113
10/24	L 16-26	at Seattle	66,301
10/31	W 13-10	at Baltimore	68,673
11/7	W 34-17	at Washington	78,721
11/14	W 23-3	Miami	72,810
11/21	L 7-17	at NY Jets	79,285
11/28	W 17-7	New England	72,111
12/12	L 17-19	NY Giants	72,527
12/19	W 31-21	at Arizona	64,337
12/26	W 13-10 (OT)	at New England	55,014
1/2	W 31-6	Indianapolis	61,959

## AFC WILD CARD PLAYOFF

1/8	L 16-22	at Tennessee	66,782
-----	---------	--------------	--------

	BUF	OPP
<b>TOTAL FIRST DOWNS</b>	313	244
Rushing	117	73
Passing	173	144
Penalty	23	27
3rd Down: Made/Att	93/228	69/220
3rd Down Pct.	40.8	31.4
4th Down: Made/Att	11/21	6/18
4th Down: Pct.	52.4	33.3

<b>POSSESSION AVG.</b>	32:12	27:48
------------------------	-------	-------

	5333	4045
<b>TOTAL NET YARDS</b>	5333	4045
Avg. Per Game	333.3	252.8
Total Plays	1059	950
Avg. Per Play	5.0	4.3

	2040	1370
<b>NET YARDS RUSHING</b>	2040	1370
Avg. Per Game	127.5	85.6
Total Rushes	519	407

	3293	2675
<b>NET YARDS PASSING</b>	3293	2675
Avg. Per Game	205.8	167.2
Sacked/Yards Lost	27/185	37/214
Gross Yards	3478	2889
Att./Completions	513/290	506/269
Completion Pct.	56.5	53.2
Had Intercepted	16	12

<b>PUNTS/AVERAGE</b>	73/38.9	93/41.7
----------------------	---------	---------

<b>NET PUNTING AVG.</b>	33.9	34.5
-------------------------	------	------

<b>PENALTIES/YARDS</b>	97/789	97/790
------------------------	--------	--------

<b>FUMBLES/BALL LOST</b>	17/11	14/9
--------------------------	-------	------

	35	23
<b>TOUCHDOWNS</b>	35	23
Rushing	12	9
Passing	21	12
Returns	2	2

SCORE BY PERIOD	Q1	Q2	Q3	Q4	OT	PTS
BILLS		68	98	73	78	320
OPPONENTS		66	80	23	60	229

SCORING	TD	Ru	Pa	Rt	K-PAT	FG	S	Pts
Christie	0	0	0	0	33/33	25/34	0	108
Moulds	7	0	7	0	0/0	0/0	0	42
Linton	6	5	1	0	1*	0/0	0	38
A. Smith	6	6	0	0	0/0	0/0	0	36
Riemersma	4	0	4	0	0/0	0/0	0	24
P. Price	3	0	3	0	0/0	0/0	0	18
Collins	2	0	2	0	0/0	0/0	0	12
Gash	2	0	2	0	0/0	0/0	0	12
Flutie	1	1	0	0	0/0	0/0	0	6
Jones	1	0	0	1	0/0	0/0	0	6
Northern	1	0	0	1	0/0	0/0	0	6
Reed	1	0	1	0	0/0	0/0	0	6
Thomas	1	0	1	0	0/0	0/0	0	6
BILLS	35	12	21	2	33/33	25/34	320	
OPP	23	9	12	2	22/22	23/31	229	
2-Pt Conversions	BILLS 1-2,	OPP 0-1						

**SACKS:** B. Smith 7.0, Hansen 6.0, Wiley 5.0, Northern 3.5, Rogers 3.0, S. Price 2.5, Washington 2.5, P. Williams 2.5, Perry 1.5, Cowart 1.0, Cummings 1.0, Holecek 1.0, Moran 0.5  
**BILLS:** 37-0  
**OPPONENTS:** 27-0

RUSHING	No.	Yds	Avg	Long	TD
Linton	205	695	3.4	18	5
A. Smith	165	614	3.7	52t	6
Flutie	88	476	5.4	24t	1
Thomas	36	152	4.2	31	0
Johnson	8	61	7.6	25	0
Gordon	11	38	3.5	13	0
K. Williams	1	13	13.0	13	0
Moulds	1	1	1.0	1	0
Mohr	1	0	0.0	0	0
Van Pelt	1	-1	-1.0	-1	0
Hicks	1	-2	-2.0	-2	0
P. Price	1	-7	-7.0	-7	0
BILLS	519	2040	3.9	52t	12
OPP	407	1370	3.4	40	9

RECEIVING	No.	Yds	Avg	Long	TD
Moulds	65	994	15.3	54t	7
Reed	52	536	10.3	30	1
Riemersma	37	496	13.4	38	4
P. Price	31	393	12.7	45	3
K. Williams	31	381	12.3	35	0
Linton	29	228	7.9	28	1
Gash	20	163	8.2	31t	2
Collins	9	124	13.8	45	2
Loud	6	66	11.0	20	0
Jackson	4	34	8.5	16	0
Thomas	3	37	12.3	23t	1
A. Smith	2	32	16.0	23	0
Hicks	1	-6	-6.0	-6	0
BILLS	290	3478	12.0	54t	21
OPP	269	2889	10.7	50	12

INTERCEPTIONS	No.	Yds	Avg	Long	TD
Schultz	3	26	8.7	26	0
Winfield	2	13	6.5	10	0
Wiley	1	52	52.0	52	0
Holecek	1	35	35.0	35	0
T. Smith	1	29	29.0	29	0
Rogers	1	24	24.0	24	0
Irvin	1	1	1.0	1	0

	Greer	1	0	0.0	0	0
Martin	1	0	0.0	0	0	0
BILLS	12	180	15.0	52	0	0
OPP	16	288	18.0	74t	1	1

PUNTING	No.	Yds	Avg	Net	TB	In	Lg	B
Mohr	73	2840	38.9	33.9	7	20	60	0
BILLS	73	2840	38.9	33.9	7	20	60	0
OPP	93	3875	41.7	34.5	16	22	60	0

PUNT RETURNS	Ret	FC	Yds	Avg	Long	TD
K. Williams	33	17	331	10.0	27	0
P. Price	1	0	16	16.0	16	0
BILLS	34	17	347	10.2	27	0
OPP	23	25	226	9.8	26	0

KICKOFF RETURNS	No.	Yds	Avg	Long	TD
K. Williams	42	840	20.0	62	0
Loud	2	26	13.0	15	0
Porter	2	41	20.5	24	0
Collins	1	6	6.0	6	0
Gash	1	13	13.0	13	0
Gordon	1	11	11.0	11	0
Jones	1	37	37.0	37	1
P. Price	1	27	27.0	27	0
BILLS	51	1001	19.6	62	1
OPP	68	1504	22.1	93	0

FIELD GOALS	1-19	20-29	30-39	40-49	50+
Christie	2-2	10-10	7-10	3-9	3-3
BILLS	2-2	10-10	7-10	3-9	3-3
OPP	0-0	8-8	9-11	6-9	0-3

Christie: (36G,29G)(44N,45N,35G)  
 (24G,29G,19G,36G,49N)(26G,52G,31G)(29G,36N)  
 (150G)(25G,40G)(23G,20G)(31G,48G,47G,35N)  
 (40N,45N)(28G)(50G,39,48N)(33G)(39G,23G)(19G)  
**OPPONENTS:** (45B,35G)(31G)(50N)  
 (30G,44G,26G,26G)(125G,32G,32N)  
 (40G,21G,42G,34G)(37G,51B)(55N,41G)(30G)  
 (36G)(142G,21G,21G,48G)(144N,38G,33N,44N)  
 (27G,24G)

## USUAL STARTERS

OFFENSE	WR	80	Eric Moulds
LT	70	John Fina	
LG	79	Ruben Brown	
C	60	Jerry Ostroski	
RG	61	Dusty Zeigler	
RT	77	Robert Hicks	
TE	85	Jay Riemersma	
WR	83	Andre Reed	
FB	33	Sam Gash	
RB	23	Antowain Smith	
QB	7	Doug Flutie	

## DEFENSE

DEFENSE	LE	90	Phil Hansen
NT	92	Ted Washington	
RE	78	Bruce Smith	
LOLB	59	Sam Rogers	
LILB	52	John Holecek	
RILB	56	Sam Cowart	
ROLB	99	Gabe Northern	
LCB	27	Ken Irvin	
RCB	28	Thomas Smith	
FS	24	Kurt Schulz	
SS	20	Henry Jones	

PASSING	Att	Cmp	Yds	Cmp%	Yds/Att	TD	TD%	Int	Int%	Long	Sack/Lost	Rating
Flutie	478	264	3171	55.2	6.63	19	4.0	16	3.3	54t	26/176	75.1
Johnson	34	25	298	73.5	8.76	2	5.9	0	0.0	42	1/9	119.5
Van Pelt	1	1	9	100.0	9.00	0	0.0	0	0.0	9	0/0	104.2
BILLS	513	290	3478	56.5	6.78	21	4.1	16	3.1	54t	27/185	78.1
OPPONENTS	506	269	2889	53.2	5.71	12	2.4	12	2.4	50	37/214	68.2

# 2000 SEASON STATISTICS

8-8 | 4TH IN AFC EAST | HEAD COACH WADE PHILLIPS



Date	W/L Score	Opponent	Attendance
9/3	W 16-13	Tennessee	72,492
9/10	W 27-18	Green Bay	77,722
9/17	L 14-27	at NY Jets	77,884
10/1	L 16-18	Indianapolis	72,617
10/8	L 13-22	at Miami	73,901
10/15	W 27-24(OT)	San Diego	72,351
10/22	L 27-31	at Minnesota	64,116
10/29	W 23-20	NY Jets	72,861
11/5	W 16-13(OT)	at New England	60,292
11/12	W 20-3	Chicago	72,420
11/19	W 21-17	at Kansas City	78,457
11/26	L 17-31	at Tampa Bay	65,546
12/3	L 6-33	Miami	73,002
12/11	L 20-44	at Indianapolis	56,671
12/17	L 10-13(OT)	New England	47,230
12/23	W 42-23	at Seattle	61,025

TOTAL FIRST DOWNS	BUF	OPP
	309	252
Rushing	111	76
Passing	174	153
Penalty	24	23
3rd Down: Made/Att	92/247	81/219
3rd Down Pct.	37.2	37.0
4th Down: Made/Att	9/12	7/11
4th Down Pct.	75.0	63.6

POSSESSION AVG.	31:25	28:35
-----------------	-------	-------

TOTAL NET YARDS	5498	4426
Avg. Per Game	343.6	276.6
Total Plays	1080	966
Avg. Per Play	5.1	4.6

NET YARDS RUSHING	1922	1559
Avg. Per Game	120.1	97.4
Total Rushes	475	444

NET YARDS PASSING	3576	2867
Avg. Per Game	223.5	179.2
Sacked/Yards Lost	59/360	42/308
Gross Yards	3936	3175
Att./Completions	546/312	480/283
Completion Pct.	57.1	59.0
Had Intercepted	10	16

PUNTS/AVERAGE	96/38.1	92/42.0
---------------	---------	---------

NET PUNTING AVG.	31.4	38.4
------------------	------	------

PENALTIES/YARDS	101/913	103/905
-----------------	---------	---------

FUMBLES/BALL LOST	28/13	30/13
-------------------	-------	-------

TOUCHDOWNS	34	37
Rushing	11	13
Passing	20	18
Returns	3	6

SCORE BY PERIOD	Q1	Q2	Q3	Q4	OT	PTS
BILLS	54	97	40	118	6	315
OPPONENTS	46	93	76	132	3	350

SCORING	Td	Ru	Pa	Rt	K-PAT	FG	S	Pts
Christie	0	0	0	0	31/31	26/35	0	109
Morris	6	5	1	0	0/0	0/0	0	36
Moulds	5	0	5	0	0/0	0/0	0	30
Riemersma	5	0	5	0	0/0	0/0	0	30
Smith	4	4	0	0	0/0	0/0	0	24
P. Price	3	0	3	0	0/0	0/0	0	18
Bryson	2	0	2	0	1*	0/0	0	14
McDaniel	2	0	2	0	0/0	0/0	0	12
Flutie	1	1	0	0	0/0	0/0	0	6
S. Jackson	1	0	1	0	0/0	0/0	0	6
Johnson	1	1	0	0	0/0	0/0	0	6
H. Jones	1	0	0	1	0/0	0/0	0	6
Linton	1	0	1	0	0/0	0/0	0	6
Ostroski	1	0	0	1	0/0	0/0	0	6
Porter	1	0	0	1	0/0	0/0	0	6
BILLS	34	11	20	3	31/31	26/35	315	
OPP	37	13	18	6	33/33	29/33	350	

SACKS: Wiley 10.5, Newman 8.0, Cowart 5.5, Rogers 5.0, Washington 2.5, Williams 2.5, Flowers 2.0, Hansen 2.0, F. Jones 1.0, Larsen 1.0, Moore 1.0, S. Price 1.0

OPPONENTS : 59.0

RUSHING	No.	Yds	Avg	Long	TD
Bryson	161	591	3.7	24	0
Smith	101	354	3.5	59	4
Morris	93	341	3.7	32	5
Johnson	42	307	7.3	23	1
Flutie	36	161	4.5	32	1
Linton	38	112	2.9	12	0
P. Price	2	32	16.0	27	0
Moulds	2	24	12.0	20	0
BILLS	475	1922	4.0	59	11
OPP	444	1559	3.5	39	13

RECEIVING	No.	Yds	Avg	Long	TD
Moulds	94	1326	14.1	52	5
P. Price	52	762	14.7	42	3
McDaniel	43	697	16.2	74	2
Morris	37	268	7.2	24	1
Bryson	32	271	8.5	32	2
Riemersma	31	372	12.0	35	5
Collins	6	72	12.0	23	0
S. Jackson	5	36	7.2	12	1
Cavil	4	66	16.5	39	0
Smith	3	20	6.7	9	0
Linton	3	8	2.7	4	1
Porter	1	44	44.0	44	0
Johnson	1	-6	-6.0	-6	0
BILLS	312	3936	12.6	74	20
OPP	283	3175	11.2	63	18

INTERCEPTIONS	No.	Yds	Avg	Long	TD
Carpenter	5	63	12.6	22	0
H. Jones	2	45	22.5	45	1
Cowart	2	4	2.0	2	0
Irvin	2	1	0.5	1	0
Rogers	1	10	10.0	10	0
Winfield	1	8	8.0	8	0
Flowers	1	0	0.0	0	0
Holecek	1	0	0.0	0	0
Porter	1	0	0.0	0	0
BILLS	16	131	8.2	45	1
OPP	10	112	11.2	40	1

PUNTING	No	Yds	Avg	Net	TB	In	Lg	B
Mohr	95	3661	38.5	31.4	5	19	57	1
BILLS	96	3661	38.1	31.4	5	19	57	1
OPP	92	3865	42.0	38.4	7	37	70	0

PUNT RETURNS	Ref	FC	Yds	Avg	Long	TD
Watson	33	18	163	4.9	20	0
P. Price	5	5	27	5.4	12	0
BILLS	38	23	190	5.0	20	0
OPP	51	21	544	10.7	73	1

KICKOFF RETURNS	No.	Yds	Avg	Long	TD
Watson	44	894	20.3	37	0
Black	9	165	18.3	26	0
Bryson	8	122	15.3	26	0
Linton	3	40	13.3	17	0
Cavil	1	1	1.0	1	0
Foreman	1	19	19.0	19	0
H. Jones	1	4	4.0	4	0
Morris	1	17	17.0	17	0
Smith	1	0	0.0	0	0
BILLS	69	1262	18.3	37	0
OPP	70	1524	21.8	97	2

FIELD GOALS	1-19	20-29	30-39	40-49	50+
Christie	2-2	11-13	4-6	9-13	0-1
BILLS	2-2	11-13	4-6	9-13	0-1
OPP	1-1	11-12	11-13	5-5	1-2

Christie: (51N,42G,41G,33G)(45G,20G)(43B)(19C,30G,27G)(45G,23G)(29G,46G)(25G,48G)(20G,44B,29G,34G)(19C,48G,32G)(27G,42G,39N)(42N,28G)(47N)(29G,46G)(25G,33B,30B)(26N) OPPONENTS: (38G,27G,60N)(24G)(51G,33N,27G)(45G)(30G,33G)(36G)(38G,20G,21G)(40G,36G)(48G,43G)(24G)(19G,35B)(45G)(32G,31G,20G,26G)(37G,23G,39G)(22G,27N,24G)(38G)

## USUAL STARTERS

### OFFENSE

WR	80	Eric Moulds
LT	70	John Fina
LG	79	Ruben Brown
C	60	Jerry Ostroski
RG	74	Jamie Nails
RT	69	Marcus Spriggs (9)
	77	Robert Hicks (7)
TE	85	Jay Riemersma
WR	81	Peerless Price
WR	86	Jeremy McDaniel
RB	38	Shawn Bryson
QB	11	Rob Johnson

### DEFENSE

LE	90	Phil Hansen (8)
	91	Shawn Price (6)
NT	92	Ted Washington
RE	75	Marcus Wiley
SOLB	53	Keith Newman
SILB	52	John Holecek
WILB	56	Sam Cowart
WOLB	59	Sam Rogers
LCB	26	Antoine Winfield
RCB	27	Ken Irvin
FS	29	Keion Carpenter
SS	20	Henry Jones

PASSING	Att	Cmp	Yds	Cmp%	Yds/Att	TD	TD%	Int	Int%	Long	Sack/Lost	Rating
Johnson	306	175	2125	57.2	6.94	12	3.9	7	2.3	74	49/292	82.2
Flutie	231	132	1700	57.1	7.36	8	3.5	3	1.3	52	10/68	86.5
Van Pelt	8	4	67	50.0	8.38	0	0.0	0	0.0	36	0/0	78.6
Mahr	1	1	44	100.0	44.00	0	0.0	0	0.0	44	0/0	118.8
BILLS	546	312	3936	57.1	7.21	20	3.7	10	1.8	74	59/360	84.3
OPPONENTS	480	283	3175	59.0	6.61	18	3.8	16	3.3	63	42/308	77.4



# 2001 SEASON STATISTICS

3-13 | 5TH IN AFC EAST | HEAD COACH GREGG WILLIAMS

Date	W/L	Score	Opponent	Attendance
9/9	L	6-24	New Orleans	71,447
9/23	L	26-42	at Indianapolis	56,135
9/30	L	3-20	Pittsburgh	72,874
10/7	L	36-42	NY Jets	72,654
10/18	W	13-10	at Jacksonville	58,893
10/28	L	24-27	at San Diego	63,698
11/4	L	14-30	Indianapolis	63,786
11/11	L	11-21	at New England	60,292
11/18	L	20-23	Seattle	60,836
11/25	L	27-34	Miami	73,063
12/2	L	0-35	at San Francisco	67,252
12/9	W	25-24	Carolina	44,549
12/16	L	9-12 (OT)	New England	45,527
12/23	L	30-33	at Atlanta	43,320
12/30	W	14-9	at NY Jets	78,200
1/6	L	7-34	at Miami	73,428

TOTAL FIRST DOWNS	BUF	OPP
Rushing	287	302
Passing	75	122
Penalty	180	154
3rd Down: Made/Att	32	26
3rd Down Pct.	75/217	86/205
4th Down: Made/Att	34.6	42.0
4th Down Pct.	12/24	4/9
	58.3	43.5

POSSESSION AVG. 29:00 31:00

TOTAL NET YARDS	BUF	OPP
Avg. Per Game	5137	5292
Total Plays	321.1	330.8
Avg. Per Play	1009	969
	5.1	5.5

NET YARDS RUSHING	BUF	OPP
Avg. Per Game	1686	2133
Total Rushes	105.4	133.3
	406	482

NET YARDS PASSING	BUF	OPP
Avg. Per Game	3451	3159
Sacked/Yards Lost	215.7	197.4
Gross Yards	46/271	34/219
Att./Completions	3722	3378
Completion Pct.	557/327	453/284
Had Intercepted	58.7	62.7
	20	11

PUNTS/AVERAGE 80/40.8 66/43.0

NET PUNTING AVG. 33.8 36.2

PENALTIES/YARDS 123/954 93/835

FUMBLES/BALL LOST 26/13 26/8

TOUCHDOWNS	BUF	OPP
Rushing	31	48
Passing	9	20
Returns	18	23
	4	5

SCORE BY PERIOD	Q1	Q2	Q3	Q4	OT	Pts
BILLS	33	89	56	87	0	265
OPPONENTS	91	115	83	128	3	420

SCORING	TD	Ru	Pa	Rk	PAT	FG	S	Pts
Arians	0	0	0	0	16/17	12/21	0	52
P. Price	7	0	7	0	0/0	0/0	0	42
Moulds	5	0	5	0	1*	0/0	0	32
Graham	0	0	0	0	7/7	6/8	0	25
Centers	4	2	2	0	0/0	0/0	0	24
Henry	4	4	0	0	0/0	0/0	0	24
Riemersma	3	0	3	0	0/0	0/0	0	18
Bryson	2	2	0	0	0/0	0/0	0	12
Clements	2	0	2	0	0/0	0/0	0	12
Spoon	2	0	2	0	0/0	0/0	0	12
S. Jackson	1	0	1	0	0/0	0/0	0	6
Johnson	1	1	0	0	0/0	0/0	0	6
BILLS	31	9	18	4	23/24	18/29	0	265
OPP	48	20	23	5	48/48	28/37	0	420

2-Pt Conversions: BILLS 1-7, OPP 0-0

SACKS: Schobel 6.5, Newman 3.5, Fisher 3.0, Hansen 3.0, Office 3.0, Foreman 2.5, Flowers 2.0, S. Price 2.0, Robertson 2.0, Williams 1.5, Wright 1.5, Clements 1.0, Larsen 1.0, Prioleau 1.0, Jones 0.5  
 BILLS : 34.0  
 OPPONENTS : 46.0

RUSHING	No	Yds	Avg	Lg	TD
Henry	213	729	3.4	25	4
Bryson	80	341	4.3	68†	2
Johnson	36	241	6.7	23	1
Centers	34	160	4.7	50	2
P. Price	6	97	16.2	31	0
Morris	20	72	3.6	10	0
Van Pelt	12	33	2.8	15	0
T. Brown	1	10	10.0	10	0
Moulds	3	3	1.0	6	0
Moorman	1	0	0.0	0	0
BILLS	406	1686	4.2	68†	9
OPP	482	2133	4.4	47	20

RECEIVING	No	Yds	Avg	Lg	TD
Centers	80	620	7.8	26	2
Moulds	67	904	13.5	80†	5
P. Price	55	895	16.3	70†	7
Riemersma	53	590	11.1	36	3
Henry	22	179	8.1	40	0
Germany	12	203	16.9	39	0
McDaniel	11	129	11.7	22	0
Bryson	9	59	6.6	23	0
Black	8	90	11.3	25	0
Morris	7	36	5.1	11	0
Crosby	2	16	8.0	9	0
S. Jackson	1	1	1.0	1†	1
BILLS	327	3722	11.4	80†	18
OPP	284	3378	11.9	63†	23

INTERCEPTIONS	No	Yds	Avg	Lg	TD
Clements	3	48	16.0	48†	1
Spoon	2	51	25.5	44†	2
Winfield	2	0	0.0	0	0
Watson	1	23	23.0	23	0
Hansen	1	17	17.0	17	0
Irvin	1	0	0.0	0	0
Tillman	1	0	0.0	0	0
BILLS	11	139	12.6	48†	3
OPP	20	390	19.5	100†	2

PUNTING	No	Yds	Avg	Net	TB	In	Lg	B
Moorman	80	3262	40.8	33.8	7	16	66	0
BILLS	80	3262	40.8	33.8	7	16	66	0
OPP	66	2836	43.0	36.2	11	27	77	0

PUNT RETURNS	Ref	FC	Yds	Avg	Long	TD
P. Price	19	8	110	5.8	24	0
Clements	4	1	81	20.3	66†	1
Black	1	0	34	34.0	34	0
BILLS	24	9	225	9.4	66†	1
OPP	40	9	418	10.5	48	0

KICKOFF RETURNS	No.	Yds	Avg	Long	TD
Clements	30	628	20.9	37	0
Black	25	498	19.9	29	0
Bryson	16	299	18.7	32	0
Driver	7	130	18.6	23	0
Watson	5	96	19.2	30	0
BILLS	83	1651	19.9	37	0
OPP	52	987	19.0	72	0

FIELD GOALS	1-19	20-29	30-39	40-49	50+
Arians	0-0	6-6	2-4	4-11	0-0
Graham	0-0	4-4	0-0	2-4	0-0
BILLS	0-0	10-10	2-4	6-15	0-0
OPP	0-0	7-8	12-15	6-11	3-3

Arians: [37G,22G],[48G,37N,49G],[49N,23G],[28G]  
 [41N,39N,30G,46G],[41G,45N,44B],[48B],[24G,49N],[25G,26G,45N] (1)  
 Graham: [49N],[20G,27G],[43N,41G,25G,41G],[28G] (1) (1)  
 OPPONENTS: [31G],[45N],[33N,30G,52G] (1)[41G],[37G,25G,36N,41N],[34G,41G,47G] (43N,45N)[40G,38G,51G],[25G,39G],[32N,22B] (37G)[40G,32G,25G,23G],[35G,32G,43G,52G] (33G,28G,32G)[22G,49N,20G]

USUAL STARTERS	WR	LT	LG	C	RG	RT	TE	WR	FB	RB	QB
Eric Moulds	80										
John Fina	70										
Ruben Brown	79										
Bill Conaty	63										
Corey Hulsey	71										
Jonas Jennings	75										
Jay Riemersma	85										
Peerless Price	81										
Larry Centers	37										
Travis Henry	20										
Alex Van Pelt (8)	10										
Rob Johnson (8)	11										

DEFENSE	LE	LT	RT	RE	SLB	MLB	WLB	LCB	RCB	FS	SS
Phil Hansen	90										
Shawn Price	91										
Pat Williams	93										
Aaron Schobel	94										
Keith Newman	53										
Brandon Spoon	58										
Jay Foreman	55										
Antoine Winfield	26										
Nate Clements	22										
Keion Carpenter (10)	29										
Travares Tillman (6)	28										
Raion Hill	39										

PASSING	Att	Cmp	Yds	Cmp%	Yds/Att	TD	TD%	Int	Int%	Long	Sack/Lost	Rating
Van Pelt	307	178	2056	58.0	6.70	12	3.9	11	3.6	80†	14/73	76.4
Johnson	216	134	1465	62.0	6.78	5	2.3	7	3.2	61†	31/196	76.3
T. Brown	33	15	201	45.5	6.09	1	3.0	2	6.1	34	1/2	50.2
Moorman	1	0	0	0.0	0.00	0	0.0	0	0.0	0	0/0	39.6
BILLS	557	327	3722	58.7	6.68	18	3.2	20	3.6	80†	46/271	74.7
OPPONENTS	453	284	3378	62.7	7.46	23	5.1	11	2.4	63†	34/219	92.2





# 2002 SEASON STATISTICS

8-8 | 4TH IN AFC EAST | HEAD COACH GREGG WILLIAMS

Date	W/L	Score	Opponent	Attendance
9/8	L	31-37	(OT) NY Jets	72,751
9/15	W	45-39	(OT) at Minnesota	64,047
9/22	L	23-28	at Denver	75,359
9/29	W	33-27	(OT) Chicago	72,780
10/6	L	31-49	Oakland	73,038
10/13	W	31-24	at Houston	70,120
10/20	W	23-10	at Miami	73,180
10/27	W	24-17	Detroit	72,710
11/3	L	7-38	New England	73,448
11/17	L	16-17	at Kansas City	77,951
11/24	L	13-31	at NY Jets	78,745
12/1	W	38-21	Miami	73,287
12/8	L	17-27	at New England	68,436
12/15	W	20-13	San Diego	61,838
12/22	L	0-10	at Green Bay	64,106
12/29	W	27-9	Cincinnati	47,850

TOTAL FIRST DOWNS	BUF	OPP
Rushing	355	303
Passing	90	107
Penalty	218	160
3rd Down: Made/Att	47	36
3rd Down Pct.	90/212	76/207
4th Down: Made/Att	42.5	36.7
4th Down Pct.	7/12	10/23
	58.3	43.5

POSSESSION AVG. 30:56 29:04

TOTAL NET YARDS	5591	5189
Avg. Per Game	349.4	324.3
Total Plays	1054	999
Avg. Per Play	5.3	5.2

NET YARDS RUSHING	1596	2122
Avg. Per Game	99.8	132.6
Total Rushes	388	473

NET YARDS PASSING	3995	3067
Avg. Per Game	249.7	191.7
Sacked/Yards Lost	54/369	31/212
Gross Yards	4364	3279
Att./Completions	612/377	495/281
Completion Pct.	61.6	56.8
Had Intercepted	15	10

PUNTS/AVERAGE 67/42.4 71/39.9

NET PUNTING AVG. 36.0 35.2

PENALTIES/YARDS 112/103 1117/1053

FUMBLES/BALL LOST 29/16 20/9

TOUCHDOWNS	44	49
Rushing	17	20
Passing	24	24
Returns	3	5

SCORE BY PERIOD	Q1	Q2	Q3	Q4	OT	PTS
BILLS	48	141	97	81	12	379
OPPONENTS	85	129	61	116	6	397

SCORING	TD	Ru	Pa	Rt	K-PAT	FG	S	PTS
Hollis	0	0	0	0	40/40	25/33	0	115
Henry	14	13	1	0	-	-	0	84
Moulds	10	0	0	0	-	-	0	60
P. Price	9	0	9	0	-	-	0	54
Bledsoe	2	2	0	0	-	-	0	12
Centers	2	2	0	0	-	-	0	12
Moore	2	0	2	0	-	-	0	12
Reed	2	0	2	0	-	-	0	12
Clements	1	0	0	1	-	-	0	6
Edwards	1	0	0	1	-	-	0	6
Rogers	1	0	0	1	-	-	0	6
BILLS	44	17	24	3	40/40	25/33	0	379
OPP	49	20	24	5	44/46	19/26	0	397

2-Pt Conversions: BILLS 0-2, OPP 1-2

SACKS: Schobel 8.5, Ahanotu 5.0, Fletcher 3.0, Newnam 3.0, Wire 3.0, Edwards 2.5, Prioleau 1.0, P. Williams 0.5, BILLS : 31.0

OPPONENTS : 54.0

RUSHING	No.	Yds	Avg	Long	TD
Henry	325	1438	4.4	34	13
Bledsoe	27	67	2.5	11	2
Centers	11	56	5.1	13	2
Bryson	13	35	2.7	10	0
Burns	5	7	1.4	6	0
Moulds	1	7	7.0	7	0
Morris	2	5	2.5	5	0
Moorman	1	-6	-6.0	-6	0
P. Price	3	-13	-4.3	1	0
BILLS	388	1596	4.1	34	17
OPP	473	2122	4.5	55†	20

RECEIVING	No.	Yds	Avg	Long	TD
Moulds	100	1292	12.9	70†	10
P. Price	94	1252	13.3	73†	9
Centers	43	388	9.0	25	0
Henry	43	309	7.2	26†	1
Reed	37	509	13.8	42	2
Riemersma	32	350	10.9	29	0
Moore	16	141	8.8	19	2
Crosby	4	33	8.3	11	0
Morris	3	48	16.0	18	0
Johnson	3	39	13.0	22	0
Bryson	1	9	9.0	9	0
R. Brown	1	-6	-6.0	-6	0
BILLS	377	4364	11.6	73†	24
OPP	281	3279	11.7	81	24

INTERCEPTIONS	No.	Yds	Avg	Long	TD
Clements	6	82	13.7	42	1
Thomas	1	31	31.0	31	0
E. Robinson	1	21	21.0	21	0
Brooks	1	13	13.0	13	0
Watson	1	0	0.0	0	0
BILLS	10	147	14.7	42	1
OPP	15	274	18.3	81†	1

PUNTING	No	Yds	Avg	Net	TB	In	Log	B
Moorman	66	2844	43.1	36.0	7	18	84	1
BILLS	67	2844	42.4	36.0	7	18	84	1
OPP	71	2834	39.9	35.2	9	15	70	0

PUNT RETURNS	Ref	FC	Yds	Avg	Long	TD
Rogers	26	11	137	5.3	16	0
Clements	4	0	20	5.0	11	0
BILLS	30	11	157	5.2	16	0
OPP	29	13	294	10.1	61	0

KICKOFF RETURNS	No.	Yds	Avg	Long	TD
Rogers	64	1280	20.0	90†	1
Crosby	3	45	15.0	18	0
Bryson	1	18	18.0	18	0
Burns	1	35	35.0	35	0
Driver	1	27	27.0	27	0
Morris	1	0	0.0	0	0
Clements	0	0	0.0	0	0
BILLS	71	1405	19.8	90†	1
OPP	76	1634	21.5	98†	2

FIELD GOALS	1-19	20-29	30-39	40-49	50+
Hollis	0-0	7-8	8-10	7-10	3-5
BILLS	0-0	7-8	8-10	7-10	3-5
OPP	1-1	5-5	7-7	5-12	1-1

Hollis: (52G, 50N)|(52G, 20G, 20G, 54G, 44N)  
 (38G)|(48G, 49G, 39B)|(30G)|(33G)(46G, 26G, 44G)  
 (33G)(50N, 25N, 45N)|(23G, 33G, 27G)|(43G, 40G)  
 (39G, 46N)|(26G)|(42G, 36G)|(33N)|(32G, 25G)  
 OPPONENTS: (34G, 45G, 48N, 33G)|(29G, 22G,  
 44N)|(49N)|(46G, 24G)|(26G)|(42G)|(35G)(46G)  
 (38G, 45N)|(23G, 45N)|(39G, 46G, 43N)|(39G,  
 44N, 53G)|(33G)|(19G)

### USUAL STARTERS

#### OFFENSE

WR	80	Eric Moulds
LT	75	Jonas Jennings
LG	79	Ruben Brown
C	70	Trey Teague
RG	71	Marques Sullivan
RT	75	Mike Williams
TE	85	Jay Riemersma
WR	81	Peerless Price
FB	37	Larry Centers (7)
	41	Phil Crosby
RB	20	Travis Henry
QB	11	Drew Bledsoe

#### DEFENSE

LE	72	Chidi Ahanotu
LT	98	Ron Edwards
RT	93	Pat Williams
RE	94	Aaron Schobel
SLB	53	Keith Newman
MLB	58	London Fletcher
WLB	55	Eddie Robinson
LCB	26	Antoine Winfield
RCB	22	Nate Clements
FS	22	Pierson Prioleau
SS	27	Coy Wire

PASSING	Att	Cmp	Yds	Cmp%	Yds/Att	TD	TD%	Int	Int%	Long	Sack/Lost	Rating
Bledsoe	610	375	4359	61.5	7.15	24	3.9	15	2.5	73†	54/369	86.0
Van Pelt	2	2	5	100.0	2.50	0	0.0	0	0.0	4	0/0	79.2
BILLS	612	377	4364	61.6	7.13	24	3.9	15	2.5	73†	54/369	86.0
OPPONENTS	495	281	3279	56.8	6.62	24	4.8	10	2.0	81	31/212	84.7



# 2003 SEASON STATISTICS

6-10 | 3RD IN AFC EAST | HEAD COACH GREGG WILLIAMS

Date	W/L	Score	Opponent	Attendance
9/7	W	31-0	New England	73,262
9/14	W	38-17	at Jacksonville	58,613
9/21	L	7-17	at Miami	73,458
9/28	L	13-23	Philadelphia	73,305
10/5	W	22-16	(OT) Cincinnati	72,615
10/12	L	3-30	at NY Jets	77,740
10/19	W	24-7	Washington	73,149
10/26	L	5-38	at Kansas City	78,689
11/9	L	6-10	at Dallas	63,770
11/16	L	10-12	Houston	72,677
11/23	L	14-17	Indianapolis	73,004
11/30	W	24-7	at NY Giants	78,481
12/7	W	17-6	NY Jets	72,791
12/14	L	26-28	at Tennessee	68,809
12/21	L	3-20	Miami	73,319
12/27	L	0-31	at New England	68,436

TOTAL FIRST DOWNS	BUF	OPP
Rushing	96	92
Passing	150	153
Penalty	22	25
3rd Down: Made/Att	67/212	86/225
3rd Down Pct.	31.6	38.2
4th Down: Made/Att	13/25	7/13
4th Down: Pct.	52.0	53.8

POSSESSION AVG.	29:40	30:20
TOTAL NET YARDS	4348	4313
Avg. Per Game	271.8	269.6
Total Plays	980	1010
Avg. Per Play	4.4	4.3

NET YARDS RUSHING	1664	1606
Avg. Per Game	104.0	100.4
Total Rushes	427	464

NET YARDS PASSING	2684	2707
Avg. Per Game	167.8	169.2
Sacked/Yards Lost	51/385	38/231
Gross Yards	3069	2938
Att./Completions	502/293	508/285
Completion Pct.	58.4	56.1
Had Intercepted	17	10

PUNTS/AVERAGE	85/44.6	93/38.2
---------------	---------	---------

NET PUNTING AVG.	37.1	34.2
------------------	------	------

PENALTIES/YARDS	106/891	110/996
-----------------	---------	---------

FUMBLES/BALL LOST	36/17	22/8
-------------------	-------	------

TOUCHDOWNS	27	30
Rushing	13	11
Passing	11	18
Returns	3	1

SCORE BY PERIOD	Q1	Q2	Q3	Q4	OT	PTS
BILLS	34	81	58	64	6	243
OPPONENTS	54	93	51	78	0	279

SCORING	Td	Ru	Pa	Rt	K-PAT	FG	S	PTS
Hollis	0	0	0	0	24/24	17/24	0	75
Henry	11	10	1	0	0/0	0/0	0	66
Shaw	4	0	4	0	0/0	0/0	0	24
Bledsoe	2	2	0	0	0/0	0/0	0	12
Moore	2	0	2	0	0/0	0/0	0	12
Reed	2	0	2	0	0/0	0/0	0	12
Adams	1	0	0	1	0/0	0/0	0	6
Campbell	1	0	1	0	0/0	0/0	0	6
Clements	1	0	0	1	0/0	0/0	0	6
Morris	1	1	0	0	0/0	0/0	0	6
Moulds	1	0	1	0	0/0	0/0	0	6
P. Williams	1	0	0	1	0/0	0/0	0	6
Prioleau	0	0	0	0	0/0	0/0	1	2
Team	0	0	0	0	0/0	0/0	2	4
BILLS	27	13	11	3	24/24	17/24	3	243
OPP	30	11	18	12	6/26	23/31	2	279

\*2-Pt Conversions: **BILLS** 0-2, **OPP** 2-4  
**SACKS:** Schobel 11.5, Posey 5.5, Adams 5.0, Denney 3.5, Milloy 3.0, Fletcher 2.0, Spikes 2.0, McGee 1.0, Winfield 1.0, Wire 1.0, Edwards 0.5, Prioleau 0.5, K. Thomas 0.5,  
**BILLS:** 38. 0  
**OPPONENTS:** 51. 0

RUSHING	No.	Yds	Avg	Long	TD
Henry	331	1356	4.1	64	10
Burns	39	113	2.9	12	0
Morris	19	70	3.7	12	1
Reed	3	38	12.7	16	0
Bledsoe	24	29	1.2	11	2
Moorman	1	21	21.0	21	0
A. Brown	1	17	17.0	17	0
Neufeld	1	14	14.0	14	0
T. Brown	1	5	5.0	5	0
Simonton	2	4	2.0	2	0
Gash	1	3	3.0	3	0
Van Pelt	4	-6	-1.5	-1	0
BILLS	427	1664	3.9	64	13
OPP	464	1606	3.5	62	11

RECEIVING	No.	Yds	Avg	Long	TD
Moulds	64	780	12.2	49	1
Reed	58	588	10.1	26	2
Shaw	56	732	13.1	54	4
Campbell	34	339	10.0	31	1
Henry	28	158	5.6	18	1
Morris	14	100	7.1	24	0
Gash	11	83	7.5	18	0
Coleman	8	69	8.6	12	0
Moore	7	82	11.7	28	2
Burns	7	62	8.9	14	0
Neufeld	3	41	13.7	25	0
Aiken	3	35	11.7	19	0
BILLS	293	3069	10.5	54	11
OPP	285	2938	10.3	77	18

INTERCEPTIONS	No.	Yds	Avg	Long	TD
Clements	3	54	18.0	54	1
McGee	2	5	2.5	3	0
Spikes	2	1	0.5	1	0
Adams	1	37	37.0	37	1
Winfield	1	11	11.0	11	0
Schobel	1	6	6.0	6	0
BILLS	10	114	11.4	54	2
OPP	17	186	10.9	74	1

PUNTING	No.	Yds	Avg	Net	TB	In	Lg	B
Moorman	85	3788	44.6	37.1	3	20	71	0
BILLS	85	3788	44.6	37.1	3	20	71	0
OPP	93	3553	38.2	34.2	6	24	53	1

PUNT RETURNS	Ret	FC	Yds	Avg	Long	TD
A. Brown	25	10	111	4.4	18	0
Clements	14	11	137	9.8	35	0
Prioleau	1	0	0	0.0	0	0
Winfield	1	0	0	0.0	0	0
Reed	0	0	0	—	0	0
BILLS	41	21	248	6.0	35	0
OPP	52	8	577	11.1	48	0

KICKOFF RETURNS	No.	Yds	Avg	Long	TD
A. Brown	48	1046	21.8	75	0
McGee	8	160	20.0	26	0
Morris	6	146	24.3	52	0
Burns	1	17	17.0	17	0
BILLS	63	1369	21.7	75	0
OPP	55	1080	19.6	35	0

**FIELD GOALS** 1-19 20-29 30-39 40-49 50+  
 Lindell 0-0 11-12 3-3 3-7 0-2  
 BILLS 0-0 11-12 3-3 3-7 0-2  
 OPP 0-0 8-9 9-9 5-8 1-5  
 Lindell: ( 44G)(27G)(51N)(27G,38G,29G)(44G)(20G)(49N,20G)(41G,29G)(29N,44N,23G,20G)(48N)(26G,50N)(32G)(27G,32G)(23G)(40N)  
 OPP: (1)(48N,44G)(51N,26G,44N)(26G,34G,22G)(39G,37G,54N,30G)(27G,33G,50N,43G)(49G)(51G)(41G,34G)(24G)(38G,50N,40G)(29G,39G,41N)(28G,30G)(24N,24G)

### USUAL STARTERS

OFFENSE		
WR	80	Eric Moulds
LT	75	Jonas Jennings
LG	79	Ruben Brown
C	70	Trey Teague
RG	61	Mike Pucillo
RT	68	Mike Williams
TE	84	Mark Campbell
WR	82	Josh Reed
RB	20	Travis Henry
FB	33	Sam Gash
QB	11	Drew Bledsoe

### DEFENSE

LE	92	Ryan Denney
LT	95	Sam Adams
RT	93	Pat Williams
RE	94	Aaron Schobel
SLB	96	Jeff Posey
MLB	59	London Fletcher
WLB	51	Takeo Spikes
LCB	26	Antoine Winfield
RCB	22	Nate Clements
FS	43	Izell Reese (9)
	23	Pierson Prioleau (6)
SS	36	Lawyer Milloy

PASSING	Att	Cmp	Yds	Cmp%	Yds/Att	TD	TD%	Int	Int%	Long	Sack/Lost	Rating
Bledsoe	471	274	2860	58.2	6.07	11	2.3	12	2.5	54	49/371	73.0
T. Brown	18	14	160	77.8	8.89	0	0.0	1	5.6	28	1/7	80.6
Van Pelt	12	5	49	41.7	4.08	0	0.0	3	25.0	14	1/7	14.2
Henry	1	0	0	0.0	0.0	0	0.0	1	100.0	0	0/0	0.0
BILLS	502	293	3069	58.4	6.11	11	2.2	17	3.4	54	51/385	69.4
OPPONENTS	508	285	2938	56.1	5.78	18	3.5	10	2.0	77	38/231	76.5



# 2004 SEASON STATISTICS

9-7 | 3RD IN AFC EAST | HEAD COACH MIKE MULARKEY

Date	W/L Score	Opponent	Attendance
09/12	L 10-13	Jacksonville	72,389
09/19	L 10-13	at Oakland	53,610
10/03	L 17-31	New England	72,698
10/10	L 14-16	at NY Jets	77,976
10/17	W 20-13	Miami	72,714
10/24	L 6-20	at Baltimore	69,809
10/31	W 38-14	Arizona	65,887
11/07	W 22-17	NY Jets	72,574
11/14	L 6-29	at New England	68,756
11/21	W 37-17	St. Louis	72,393
11/28	W 38-9	at Seattle	66,271
12/05	W 42-32	at Miami	73,084
12/12	W 37-7	Cleveland	72,330
12/19	W 33-17	at Cincinnati	65,378
12/26	W 41-7	at San Francisco	63,248
01/02	L 24-29	Pittsburgh	73,414

TOTAL FIRST DOWNS	BUF	OPP
Rushing	102	79
Passing	149	150
Penalty	20	29
3rd Down: Made/Att	77/215	77/214
3rd Down Pct.	35.8	36.0
4th Down: Made/Att	10/21	11/15
4th Down Pct.	47.6	73.3

POSSESSION AVG.	30:21	29:39
TOTAL NET YARDS	4691	4228
Avg. Per Game	293.2	264.3
Total Plays	982	978
Avg. Per Play	4.8	4.3

NET YARDS RUSHING	1874	1604
Avg. Per Game	117.1	100.3
Total Rushes	483	447

NET YARDS PASSING	2817	2624
Avg. Per Game	176.1	164.0
Sacked/Yards Lost	38/215	45/319
Gross Yards	3032	2943
Att./Completions	461/262	486/261
Completion Pct.	56.8	53.7
Had Intercepted	17	24

PUNTS/AVERAGE	78/43.1	79/40.7
---------------	---------	---------

NET PUNTING AVG.	78/36.5	79/33.0
------------------	---------	---------

PENALTIES/YARDS	121/1047	120/865
-----------------	----------	---------

FUMBLES/BALL LOST	26/12	31/15
-------------------	-------	-------

TOUCHDOWNS	46	29
Rushing	15	6
Passing	21	20
Returns	10	3

SCORE BY PERIOD	Q1	Q2	Q3	Q4	OT	PTS
BILLS	89	101	80	125	0	395
OPPONENTS	78	100	12	97	0	284

SCORING	TD	Ru	Pa	Rt	K-PAT	FG	S	PTS
Lindell	0	0	0	0	45/45	24/28	0	117
McGahee	13	13	0	0	-	-	0	78
Evans	9	0	9	0	-	-	0	54

Campbell	5	0	5	0	-	-	0	30
Moulds	5	0	5	0	-	-	0	30
McGee	3	0	0	3	-	-	0	18
Clements	2	0	0	2	-	-	0	12
Euhus	2	0	2	0	-	-	0	12
Spikes	2	0	0	2	-	-	0	12
S. Williams	2	2	0	0	-	-	0	12
P. Williams	1	0	0	1	-	-	1	8
Peters	1	0	0	1	-	-	0	6
J. Smith	1	0	0	1	-	-	0	6
BILLS	46	15	21	10	45/45	24/28	1	395
OPP	29	6	20	3	27/27	27/32	0	284

2-Pt. Conversions: **BILLS** 0-1, **OPPONENTS** 1-2

**SACKS:** Schobel 8.0, Adams 5.0, Kelsay 4.5, Edwards 4.0, Milloy 4.0, Fletcher 3.5, Denney 3.0, Spikes 3.0, P. Williams 2.5, McGee 2.0, Greer 1.0, Posey 1.0, Thomas 1.0, Vincent 1.0, Wire 1.0, Clements 0.5  
**BILLS:** 45.0  
**OPPONENTS:** 38.0

RUSHING	No.	Yds	Avg	Long	TD
McGahee	284	1128	4.0	41	13
Henry	94	326	3.5	19	0
S. Williams	42	167	4.0	27	2
Evans	5	85	17.0	48	0
Burns	20	73	3.7	21	0
Bledsoe	22	37	1.7	17	0
Moorman	2	23	11.5	34	0
Losman	2	15	7.5	10	0
J. Smith	2	11	5.5	8	0
Brown LG	1	2	2.0	2	0
Reed	2	-1	-5.0	6	0
Matthews	2	-3	-1.5	-1	0
Greer	1	-6	-6.0	-6	0
BILLS	483	1874	3.9	48	15
OPP	447	1604	3.6	58	6

RECEIVING	No.	Yds	Avg	Long	TD
Moulds	88	1043	11.9	49	5
Evans	48	843	17.6	69	9
McGahee	22	169	7.7	16	0
Campbell	12	203	11.9	27	5
Shelton	17	114	6.7	24	0
Reed	16	153	9.6	20	0
Aiken	11	148	13.5	54	0
Euhus	11	98	8.9	17	2
Henry	10	45	4.5	10	0
Neufeld	6	61	10.2	29	0
Shaw	5	59	11.8	20	0
Trafford	3	25	8.3	10	0
J. Smith	3	21	7.0	11	0
S. Williams	3	19	6.3	10	0
Thomas	1	24	24.0	24	0
Burns	1	7	7.0	7	0
BUF	262	3032	11.6	69	21
OPP	261	2943	11.3	51	20

INTERCEPTIONS	No.	Yds	Avg	Long	TD
Clements	6	77	12.8	35	1
Spikes	5	122	24.4	62	2
McGee	3	21	7.0	21	0
Milloy	2	20	10.0	11	0
Reese	1	33	33.0	33	0
Baker	1	26	26.0	26	0
P. Williams	1	20	20.0	20	1
Vincent	1	8	8.0	8	0
Kelsay	1	3	3.0	3	0
Posey	1	3	3.0	3	0

Adams	1	0	0.0	0	0
Stamer	1	0	0.0	0	0
BILLS	24	333	13.9	62	4
OPP	17	357	21.0	94	1

PUNTING	No.	Yds	Avg	Net	TB	In	Log	B
Moorman	77	3325	43.2	36.8	9	17	80	0
Lindell	1	37	37.0	17.0	1	0	37	0
BILLS	78	3362	43.1	36.5	10	17	80	0
OPP	79	3218	40.7	33.0	6	18	69	1

PUNT RETURNS	Ret	FC	Yds	Avg	Long	TD
Clements	35	10	327	9.3	86	1
J. Smith	9	0	157	17.4	70	1
Reed	1	0	7	7.0	7	0
S. Williams	1	0	0	0.0	0	0
BILLS	46	10	491	10.7	86	2
OPP	37	63	15	8.5	34	0

KICKOFF RETURNS	No.	Yds	Avg	Log	TD
McGee	52	1370	26.3	104	3
Fletcher	4	86	21.5	23	0
Shelton	2	25	12.5	15	0
Clements	1	14	14.0	14	0
Kelsay	1	14	14.0	14	0
Moulds	1	2	2.0	2	0
Neufeld	1	3	3.0	3	0
J. Smith	1	28	28.0	28	0
BILLS	63	1542	24.5	104	3
OPP	77	1406	18.3	65	0

FIELD GOALS	1-19	20-29	30-39	40-49	50+
Lindell	0-0	13-14	10-11	1-3	0-0
BILLS	0-0	13-14	10-11	1-3	0-0
OPP	2-2	11-12	8-9	1-7	0-2

Lindell: (42N, 25G)(32G)(33G)(43N, 43G, 20G)(24G, 21G)(25G)(20G, 30G)(121G, 35G, 33G)(25G)(38N)(23G, 21G, 37G)(23G, 39G, 21G, 33G)(23G, 31G)(37G, 28N)  
 OPPONENTS: (25G, 27G)(21G, 33G)(42G)(29N, 37G, 36G, 38G)(47G, 28G)(24G, 50N, 19G)(64N)(36N, 41G)(27G, 24G, 20G, 45G, 37G)(41G)(19G)(47G)(45N)(24G)(122G, 21G, 31G, 37G, 33G)

### USUAL STARTERS

OFFENSE	WR	LT	LG	C	RG	RT	TE	WR	RB	FB	QB
Eric Moulds	80										
Jonas Jennings	75										
Lawrence Smith	72										
Trey Teague	70										
Chris Villarrial	58										
Mike Williams	68										
Mark Campbell	84										
Lee Evans	83										
Willis McGahee	21										
Damion Shelton	31										
Drew Bledsoe	11										

### DEFENSE

Chris Kelsay	90
Sam Adams	95
Pat Williams	93
Aaron Schobel	94
Jeff Posey	96
London Fletcher	59
Takeo Spikes	51
Terrence McGee	24
Nate Clements	22
Izell Reese (9)	43
Pierson Prioleau (6)	23
Lawyer Milloy	36

PASSING	Att	Cmp	Yds	Cmp%	Yds/Att	TD	TD%	Int	Int%	Long	Sack/Lost	Rating
Bledsoe	450	256	2932	56.9	6.52	20	4.4	16	3.6	69	37/215	76.6
Losman	5	3	32	60.0	6.40	0.0	0	1	20.0	17	1/0	39.2
Matthews	3	2	44	66.7	14.67	1	33.3	0	0.0	33	0/0	149.3
Moorman	3	1	24	33.3	8.00	0	0.0	0	0.0	24	0/0	63.2
BILLS	461	262	3032	56.8	6.58	21	4.6	17	3.7	69	38/215	76.7
OPPONENTS	486	261	2943	53.7	6.06	20	4.1	24	4.9	51	45/319	65.2



# 2005 SEASON STATISTICS

5-11 | 3RD IN AFC EAST | HEAD COACH MIKE MULARKEY

Date	W/L	Score	Opponent	Attendance
09/11	W	22-7	Houston	71,781
09/18	L	3-19	at Tampa Bay	64,777
09/25	L	16-24	Atlanta	72,032
10/02	L	7-19	at New Orleans	58,688
10/09	W	20-14	Miami	72,160
10/16	W	27-17	New York Jets	72,045
10/23	L	17-38	at Oakland	42,779
10/30	L	16-21	at New England	68,756
11/13	W	14-3	Kansas City	72,093
11/20	L	10-48	at San Diego	65,602
11/27	L	9-13	Carolina	71,440
12/04	L	23-24	at Miami	72,051
12/11	L	7-35	New England	71,810
12/17	L	17-28	Denver	71,887
12/24	W	37-27	at Cincinnati	65,485
01/01	L	26-30	at New York Jets	76,822

	BUF	OPP
<b>TOTAL FIRST DOWNS</b>	259	243
Rushing	96	146
Passing	129	169
Penalty	34	28
3rd Down: Made/Att	74/201	93/200
3rd Down Pct.	36.8	46.5
4th Down: Made/Att	6/16	7/12
4th Down Pct.	37.5	58.3

	29:04	30:56
<b>POSSESSION AVG.</b>		

	4122	5496
<b>TOTAL NET YARDS</b>		
Avg. Per Game	257.6	343.5
Total Plays	930	1030
Avg. Per Play	4.4	5.3

	1607	2205
<b>NET YARDS RUSHING</b>		
Avg. Per Game	100.4	137.8
Total Rushes	428	489

	2515	3291
<b>NET YARDS PASSING</b>		
Avg. Per Game	157.2	205.7
Sacked/Yards Lost	43/337	38/269
Gross Yards	2852	3560
Att./Completions	459/269	503/314
Completion Pct.	58.6	62.4
Had Intercepted	16	17

	71/45.7	62/40.2
<b>PUNTS/AVERAGE</b>		

	71/39.1	62/34.4
<b>NET PUNTING AVG.</b>		

	120/897	124/904
<b>PENALTIES/YARDS</b>		

	26/10	24/13
<b>FUMBLES/BALL LOST</b>		

	26	44
<b>TOUCHDOWNS</b>		
Rushing	6	22
Passing	18	19
Returns	2	3

SCORE BY PERIOD	Q1	Q2	Q3	Q4	OT	PTS
BILLS	80	86	46	59	0	271
OPPONENTS	34	135	75	123	0	367

SCORING	TD	Ru	Pa	Rk	Rk-PAT	FG	S	PTS
Lindell	0	0	0	0	26/26	29/35	0	113
Evans	7	0	7	0			0	42
McGahee	5	5	0	0			0	30
Moulds	4	0	4	0			0	24
McGee	2	0	0	2			0	12
Reed	2	0	2	0			0	12
Burns	1	0	1	0			0	6
Holcomb	1	1	0	0			0	6
Parrish	1	0	1	0			0	6
Peters	1	0	1	0			0	6
Shelton	1	0	1	0			0	6
J. Smith	1	0	1	0			0	6
Fletcher	0	0	0	0			1	2
BILLS	26	6	18	2	26/26	29/35	1	271
OPP	44	22	19	3	44/44	19/25	1	367

\*2-Pt Conversions: **BILLS** 0-0, **OPP** 0-0

**SACKS:** Schobel 12, Denney 4, Fletcher 4, Adams 3, Crowell 3, Posey 3, Kelsay 2.5, Bannan 1.5, T. Anderson 1, R. Baker 1, Greer 1, Milloy 1, Spikes 1  
**BILLS:** 38.0  
**OPPONENTS:** 45.0

RUSHING	No.	Yds	Avg	Long	TD
McGahee	325	1247	3.8	27	5
S. Williams	45	161	3.6	28	0
Losman	31	154	5.0	30	0
Evans	4	38	9.5	39	0
Holcomb	18	11	0.6	8	1
J. Smith	1	1	1.0	1	0
Shelton	1	0	0.0	0	0
Parrish	2	-2	-1.0	4	0
Reed	1	-3	-3.0	-3	0
BILLS	428	1607	3.8	39	6
OPP	489	2205	4.5	59	22

RECEIVING	No.	Yds	Avg	Long	TD
Moulds	81	816	10.1	55f	4
Evans	48	743	15.5	65	7
Reed	32	449	14.0	51t	2
McGahee	28	178	6.4	19	0
Campbell	19	139	7.3	27	0
S. Williams	17	118	6.9	23	0
Parrish	15	148	9.9	28	1
Shelton	13	98	7.5	21	1
J. Smith	5	56	11.2	19	1
Aiken	4	57	14.3	22	0
Euhus	3	17	5.7	9	0
Peters	2	5	2.5	4	1
Burns	1	19	19.0	19t	1
Neufeld	1	9	9.0	9	0
BILLS	269	2852	10.6	65	18
OPP	314	3560	11.3	57	19

INTERCEPTIONS	No.	Yds	Avg	Long	TD
McGee	4	97	24.3	46f	1
Vincent	4	78	19.5	42	0
Crowell	2	3	1.5	2	0
Clements	2	0	0.0	0	0
Fletcher	1	20	20.0	20	0
R. Baker	1	18	18.0	18	0
Kelsay	1	17	17.0	17	0
Milloy	1	0	0.0	0	0
Schobel	1	0	0.0	0	0
BILLS	17	233	13.7	46f	1
OPP	16	209	13.1	42	2

PUNTING	No.	Yds	Avg	Net	TB	In	Lg	B
Moorman	71	3242	45.7	39.1	9	22	68	0
BILLS	71	3242	45.7	39.1	9	22	68	0
OPP	62	2492	40.2	34.4	22	61	60	0

PUNT RETURNS	Ret	FC	Yds	Avg	Long	TD
Parrish	14	9	186	13.3	43	0
Clements	8	3	52	6.5	13	0
J. Smith	6	5	41	6.8	17	0
BILLS	28	17	279	10.0	43	0
OPP	42	10	285	6.8	29	0

KICKOFF RETURNS	No.	Yds	Avg	Lg	TD
McGee	46	1391	30.2	99t	1
Parrish	10	261	26.1	45	0
J. Smith	5	124	24.8	44	0
Reed	4	69	17.3	24	0
Burns	3	46	15.3	19	0
Neufeld	3	39	13.0	23	0
Shelton	2	26	13.0	16	0
Euhus	1	0	0.0	0	0
Leonhard	1	36	36.0	36	0
BILLS	75	1992	26.6	99t	1
OPP	64	1308	20.4	95t	1

FIELD GOALS	1-19	20-29	30-39	40-49	50+
Lindell	0/0	8/9	11/13	7/10	3/3
BILLS	0/0	8/9	11/13	7/10	3/3
OPP	0/0	10/10	5/6	4/9	0/0

Lindell:  
 (35G, 21G, 42G, 39G, 31G)|(40G)|(36G, 41G, 30G)|(45N)|(24G, 47G)|(50G, 38G)|(41G)  
 (46N, 23G, 35G, (21G, 24G, 48N, 22G)  
 (21G, 24G, 52G, 36G)  
**OPPONENTS:**  
 ((40G)|(27G)|(23G, 40G, 32N, 20G, 37G)|  
 (44G)|(25G)|(44N)|(35G, 44N, 43N)|(28G, 38G)  
 (25G, 45N, 25G)|(23G)|((31G, 27G)|(49G, 43N, 25G, 34G)

### USUAL STARTERS

OFFENSE		
QB	10	Kelly Holcomb
RB	21	Willis McGahee
FB	31	Damon Shelton
WR	80	Eric Moulds
WR	83	Lee Evans
TE	84	Mark Campbell
LT	69	Mike Gandy
LG	66	Bennie Anderson
C	70	Trey Teague
RG	58	Chris Villarral
RT	71	Jason Peters

### DEFENSE

DE	90	Chris Kelsay
DT	95	Sam Adams
DT	77	Tim Anderson
DE	94	Aaron Schobel
LB	96	Jeff Posey
LB	59	London Fletcher
LB	51	Takeo Spikes
CB	24	Terrance McGee
CB	22	Nate Clements
FS	23	Troy Vincent
SS	36	Lawyer Milloy

PASSING	Att	Cmp	Yds	Cmp%	Yds/Att	TD	TD%	Int	Int%	Long	Sack/Lost	Rating
Holcomb	230	155	1509	67.4	6.56	10	4.3	8	3.5	65	17/140	85.6
Losman	228	113	1340	49.6	5.88	8	3.5	8	3.5	58	26/197	64.9
Parrish	1	1	3	100.0	3.00	0	0.0	0	0.0	3	0/0	79.2
BILLS	459	269	2852	58.6	6.21	18	3.9	16	3.5	65	43/337	75.4
OPP	503	314	3560	62.4	7.08	19	3.8	17	3.4	57	38/269	82.1





# 2006 SEASON STATISTICS

7-9 | 3RD IN AFC EAST | HEAD COACH DICK JAURON

Date	W/L	Score	Opponent	Attendance
09/10	L	17-19	at New England	68,756
09/17	W	16-6	at Miami	72,797
09/24	L	20-28	New York Jets	72,067
10/01	W	17-12	Minnesota	71,972
10/08	L	7-40	at Chicago	62,206
10/15	L	17-20	at Detroit	60,704
10/22	L	6-28	New England	72,180
11/05	W	24-10	Green Bay	72,205
11/12	L	16-17	at Indianapolis	57,306
11/19	W	24-21	at Houston	70,125
11/26	W	27-24	Jacksonville	63,608
12/03	L	21-24	San Diego	63,361
12/10	W	31-13	at New York Jets	77,131
12/17	W	21-0	Miami	71,011
12/24	L	29-30	Tennessee	54,765
12/31	L	7-19	at Baltimore	70,913

	BUF	OPP
<b>TOTAL FIRST DOWNS</b>	234	298
Rushing	82	117
Passing	132	168
Penalty	20	13
3rd Down: Made/Att	63/199	79/216
3rd Down Pct.	31.7	36.6
4th Down: Made/Att	5/11	11/17
4th Down Pct.	45.5	64.7

**POSSESSION AVG.** 28:04 31:56

	4271	5273
<b>TOTAL NET YARDS</b>		
Avg. Per Game	266.9	329.6
Total Plays	898	1029
Avg. Per Play	4.8	5.1

	1552	2254
<b>NET YARDS RUSHING</b>		
Avg. Per Game	97.0	140.9
Total Rushes	420	476

	2719	3019
<b>NET YARDS PASSING</b>		
Avg. Per Game	169.9	188.7
Sacked/Yards Lost	47/332	40/265
Gross Yards	3051	3284
Att./Completions	431/268	513/324
Completion Pct.	62.2	63.2
Had Intercepted	14	13

**PUNTS/AVERAGE** 92/43.6 86/41.6

**NET PUNTING AVG.** 39.2 34.8

**PENALTIES/YARDS** 87/629 90/709

**FUMBLES/BALL LOST** 28/15 28/11

	26	44
<b>TOUCHDOWNS</b>		
Rushing	9	14
Passing	19	18
Returns	5	3

SCORE BY PERIOD	Q1	Q2	Q3	Q4	OT	PTS
BILLS	67	84	75	74	0	300
OPPONENTS	74	105	55	77	0	311

SCORING	TD	Ru	Pa	Rt	K-PAT	FG	S	PTS
Lindell	0	0	0	0	33/33	23/25	0	102
Evans	8	0	8	0	-	-	0	48
McGahee	6	6	0	0	-	-	0	36
Parrish	3	0	2	1	-	-	0	18
Price	3	0	3	0	-	-	0	18
Royal	3	0	3	0	-	-	0	18
Fletcher-Baker	2	0	0	2	-	-	0	12
Reed	2	0	2	0	-	-	0	12
A. Thomas	2	0	0	0	-	-	0	12
Clements	1	0	0	1	-	-	0	6
Losman	1	1	0	0	-	-	0	6
McGee	1	0	0	1	-	-	0	6
Neufeld	1	0	1	0	-	-	0	6
Fletcher	0	0	0	0	-	-	1	2
BILLS	33	9	15	5	33/33	23/25	0	300
OPP	35	14	18	3	33/33	22/26	1	311

\*2-Pt Conversions: Bills 0-0, OPP 0-2

**SACKS:** Schobel 14, Denney 6, Kelsay 5.5, (group) 4, Tripplett 2.5, Crowell 2, Fletcher-Baker 2, Hargrove LG 1.5, Hargrove TM 1, Ellison 1, Simpson 1, Spikes 1  
**BILLS: 38 OPPONENTS: 45**

RUSHING	No.	Yds	Avg	Long	TD
McGahee	259	990	3.8	57t	6
A. Thomas	107	378	3.5	19	2
Losman	38	140	3.7	15	1
Parrish	2	18	9.0	11	0
Price	5	18	3.6	9	0
Reed	4	13	3.3	15	0
Moorman	2	2	1.0	2	0
S. Williams	2	2	1.0	2	0
Royal	1	-9	-9.0	-9	0
BILLS	420	1552	3.7	57t	9
OPP	476	2254	4.7	52	14

RECEIVING	No.	Yds	Avg	Long	TD
Evans	82	1292	15.8	83t	8
Price	49	402	8.2	25	3
Reed	34	410	12.1	52	2
Parrish	23	320	13.9	51t	2
Royal	23	233	10.1	33t	3
A. Thomas	22	139	6.3	18	0
McGahee	18	156	8.7	56	0
Shelton	7	35	5.0	14	0
Cieslak	6	46	7.7	13	0
Davis	2	13	6.5	8	0
Neufeld	1	4	4.0	4t	1
Everett	1	1	1.0	1	0
BILLS	268	3051	11.4	83t	19
OPP	324	3284	10.1	62	18

INTERCEPTIONS	No.	Yds	Avg	Long	TD
Fletcher-Baker	4	30	7.5	17t	1
Clements	3	80	26.7	58t	1
Simpson	2	76	38.0	76	0
Crowell	2	0	0.0	0	0
Whitner	1	10	10.0	10	0
Ellison	1	7	7.0	7	0
BILLS	13	203	15.6	76	2
OPP	14	198	14.1	44	2

PUNTING	No.	Yds	Avg	Net	TB	In	Lg	B
Moorman	92	4012	43.6	39.2	7	33	66	0
BILLS	92	4012	43.6	39.2	7	33	66	0
OPP	86	3578	41.6	34.8	8	31	64	1

PUNT RETURNS	Ret	FC	Yds	Avg	Long	TD
Parrish	32	9	364	11.4	82t	1
Leonhard	7	1	58	8.3	32	0
BILLS	39	10	422	10.8	82t	1
OPP	36	20	265	7.4	25	0

KICKOFF RETURNS	No.	Yds	Avg	Long	TD
McGee	52	1355	26.1	88	0
Davis	6	99	16.5	27	0
Haggan	2	4	2.0	5	0
Preston	2	10	5.0	9	0
S. Williams	1	17	17.0	17	0
Leonhard	0	18	--	18	0
BILLS	63	1503	23.9	88	0
OPP	60	1279	21.3	74	0

FIELD GOALS	1-19	20-29	30-39	40-49	50+
Lindell	0/0	8/8	5/5	8/10	2/2
BILLS	0/0	8/8	5/5	8/10	2/2
OPP	0/0	5/5	9/10	8/9	0/2

Lindell:  
 (53G)(33G,45G,43G)(36G,28G)(44N,28G)(53G)(40G,46G)(28G)(22G,30G,43G,41N)(40G)(21G,42G)(34G)(21G,36G,45G,21G,24G)  
**OPPONENTS:**  
 (32G)(55N)(37G,49G)(42G,43G,32G,41G)(43G,56N,29G)(49G)(31G)(42N,27G)(42G,36N)(30G,38G)(42G,20G,30G)(26G,37G,39G,29G)

USUAL STARTERS		
<b>OFFENSE</b>		
QB	7	JP Losman
RB	21	Willis McGahee
FB	31	Daimon Shelton
WR	83	Lee Evans
WR	81	Peerless Price
TE	84	Robert Royal
LT	71	Jason Peters
LG	69	Mike Gandy
C	67	Melvin Fowler
RG	75	Duke Preston
RT	79	Terrance Pennington

DEFENSE		
DE	90	Chris Kelsay
DT	98	Larry Tripplett
DT	95	Kyle Williams
DE	94	Aaron Schobel
LB	51	Takeo Spikes
LB	59	London Fletcher
LB	55	Angelo Crowell
CB	24	Terrence McGee
CB	22	Nate Clements
FS	30	Ko Simpson
SS	20	Donte Whitner

PASSING	Att	Cmp	Yds	Cmp%	Yds/Att	TD	TD%	Int	Int%	Long	Sack/Lost	Rating
Losman	429	268	3051	62.5	7.11	19	4.4	14	3.3	83t	47/332	84.9
Evans	1	0	0	0.0	0.00	0	0.0	0	0.0	0	0/0	39.6
Moorman	1	0	0	0.0	0.00	0	0.0	0	0.0	0	0/0	39.6
BILLS	431	268	3051	62.2	7.08	19	4.4	14	3.2	83t	47/332	84.6
OPP	513	324	3284	63.2	6.40	18	3.5	13	2.5	62	40/265	82.5



# 2007 SEASON STATISTICS

7-9 | 2ND IN AFC EAST | HEAD COACH DICK JAURON

Date	WL Score	Opponent	Attendance
09/09	L 14-15	Denver	71,132
09/16	L 3-26	at Pittsburgh	64,307
09/23	L 7-38	at New England	68,756
09/30	W 17-14	New York Jets	70,600
10/08	L 24-25	Dallas	71,575
10/21	W 19-14	Baltimore	70,727
10/28	W 13-3	at New York Jets	76,688
11/04	W 33-21	Cincinnati	70,745
11/11	W 13-10	at Miami	70,615
11/18	L 10-56	New England	71,338
11/25	L 14-36	at Jacksonville	64,546
12/02	W 17-16	at Washington	85,831
12/09	W 38-17	Miami	71,018
12/16	L 0-8	at Cleveland	73,196
12/23	L 21-38	New York Giants	71,302
12/30	L 9-17	at Philadelphia	68,594

	BUF	OPP
<b>TOTAL FIRST DOWNS</b>	248	322
Rushing	91	104
Passing	141	203
Penalty	16	15
3rd Down: Made/Att	65/195	101/224
3rd Down Pct.	33.3	45.1
4th Down: Made/Att	8/18	10/22
4th Down Pct.	44.4	45.5

**POSSESSION AVERAGE** 28:51 31:10

	BUF	OPP
<b>TOTAL NET YARDS</b>	4434	5807
Avg. Per Game	277.1	362.9
Total Plays	919	1047
Avg. Per Play	4.8	5.5

	1800	1993
<b>NET YARDS RUSHING</b>	1800	1993
Avg. Per Game	112.5	124.6
Total Rushes	448	454

	2634	3814
<b>NET YARDS PASSING</b>	2634	3814
Avg. Per Game	164.6	238.4
Sacked/Yards Lost	26/208	26/144
Gross Yards	2842	3958
Att./Completions	445/263	567/354
Completion Pct.	59.1	62.4
Had Intercepted	14	18

**PUNTS/AVERAGE** 81/40.8 61/42.6

**NET PUNTING AVERAGE** 37.6 31.8

**PENALTIES/YARDS** 8/633 73/567

**FUMBLES/BALL LOST** 20/7 29/12

	25	39
<b>TOUCHDOWNS</b>	25	39
Rushing	8	15
Passing	12	19
Returns	5	5

SCORE BY PERIODS	Q1	Q2	Q3	Q4	OT	PTS
BILLS	79	41	68	64	0	252
OPPONENTS	63	104	92	95	0	354

SCORING	TD	Ru	Pa	Rt	K-PAT	FG	S	PTS	
Lindell	0	0	0	0	24	24	27	0	96
Lynch	7	7	0	0	1*	-	-	0	44
L. Evans	5	0	5	0	-	-	-	0	30
Parrish	3	1	1	1	-	-	-	0	18
Royal	3	0	3	0	-	-	-	0	18
Gaines	2	0	2	0	-	-	-	0	12
Wilson	2	0	0	2	-	-	-	0	12

Kelsay	1	0	0	1	-	-	1	8	
McGee	1	0	0	1	-	-	0	6	
A. Thomas	1	0	1	0	-	-	0	6	
Crowell	0	0	0	0	-	-	1	2	
BILLS	25	8	12	524	24	24	27	2	252
OPP	39	15	19	537	37	27	30	1	354

\*2-Point Conversions: BILLS 1-1, OPPONENTS 0-2

**SACKS:** Schobel 6.5, Kelsay 2.5, McCargo 2.5, Crowell 2, DiGiorgio 2, K. Williams 2, (group) 2, Hargrove 1.5, R. Denney 1, Ellison 1, Haggan 1, Tripplett 1, Youberty 1  
BILLS: 26  
OPPONENTS: 26

RUSHING	No	Yds	Avg	Long	TD
Lynch	280	1115	4.0	56f	7
Jackson	58	300	5.2	27	0
Losman	20	110	5.5	17	0
Wright	29	94	3.2	15	0
A. Thomas	36	89	2.5	9	0
Edwards	14	49	3.5	14	0
Parrish	3	19	6.3	24f	1
Moorman	4	14	3.5	10	0
Reed	4	10	2.5	12	0
BILLS	448	1800	4.0	56f	8
OPP	454	1993	4.4	88f	15

RECEIVING	No	Yds	Avg	Long	TD
L. Evans	55	849	15.4	85f	5
Reed	51	578	11.3	30	0
Parrish	35	352	10.1	47f	1
Royal	25	248	9.9	28f	3
Gaines	25	215	8.6	20	2
Jackson	22	190	8.6	54	0
Lynch	18	184	10.2	30	0
A. Thomas	15	95	6.3	11	1
Price	7	68	9.7	22	0
Schouman	3	19	6.3	10	0
Wright	3	17	5.7	8	0
Neufeld	2	14	7.0	8	0
Aiken	1	10	10.0	10	0
Everett	1	3	3.0	3	0
BILLS	263	2842	10.8	85f	12
OPP	354	3958	11.2	59f	19

PUNTING	No	Yds	Avg	Net	TB	In	Lg	B
Moorman	81	3302	40.8	37.6	3	30	75	0
BILLS	81	3302	40.8	37.6	3	30	75	0
OPP	61	2598	42.6	31.8	9	15	62	0

INTERCEPTIONS	No	Yds	Avg	Long	TD
McGee	4	4	1.0	2	0
Leonhard	2	60	30.0	36	0
Wilson	2	25	12.5	25f	1
Greer	2	1	0.5	2	0
DiGiorgio	1	38	38.0	38	0
Whitner	1	29	29.0	29	0
Youberty	1	19	19.0	19	0
K. Thomas	1	8	8.0	8	0
Crowell	1	5	5.0	5	0
Ellison	1	4	4.0	4	0
Kelsay	1	0	0.0	0f	1
Tripplett	1	0	0.0	0	0
BILLS	18	193	10.7	38	2
OPP	14	291	20.8	70	2

PUNT RETURNS	Ref	FC	Yds	Avg	Long	TD
Parrish	27	2	440	16.3	74f	1
Leonhard	4	2	36	9.0	13	0
BILLS	31	4	476	15.4	74f	1
OPPONENTS	37	16	196	5.3	29	0

KICKOFF RETURNS	No	Yds	Avg	Long	TD
McGee	45	1082	24.0	103f	1
Parrish	6	126	21.0	24	0
Scobey TM	5	112	22.4	29	0
Jackson	3	46	15.3	19	0
Neufeld	3	6	2.0	7	0
Leonhard	2	32	16.0	17	0
A. Thomas	2	26	13.0	15	0
Chambers	1	6	6.0	6	0
Preston	1	12	12.0	12	0
Wilson	1	0	0.0	0	0
Wright	1	0	0.0	0	0
BILLS	70	1448	20.7	103f	1
OPPONENTS	56	1150	20.5	100f	1

FIELD GOALS	1-19	20-29	30-39	40-49	50+	Tot
Lindell	0/0	11/11	7/7	4/6	2/3	24/27
BILLS	0/0	11/11	7/7	4/6	2/3	24/27
OPP	0/0	10/10	9/10	7/8	1/2	27/29

Lindell: [45N][24G][46G][24G,54N][29G,26G,35G,41G][30G,40G][23G,21G,29G,38G][34G][52G][38G,43G,24G,33G,36G][51G,46N][129G,23G,22G]

OPPONENTS: [21G,48G,50N,43N,42G][34G,28G,39G,31G][24G][37N][47G,29G,37G,53G][27G][38G][46G,33G,22G,23G,20G][27G,28G,33G][41G][35G,49G][42G][38G]

## USUAL STARTERS

OFFENSE		
QB	5	Trent Edwards
RB	23	Marshawn Lynch
FB/TE	86	Michael Gaines
WR	83	Lee Evans
WR	82	Josh Reed
TE	84	Robert Royal
LT	71	Jason Peters
LG	66	Darrick Dockery
C	67	Melvin Fowler
RG	60	Brad Butler
RT	68	Langston Walker

DEFENSE		
DE	90	Chris Kelsay
DT	98	Larry Tripplett
DT	95	Kyle Williams
DE	94	Aaron Schobel
LB	56	Keith Ellison
LB	52	John DiGiorgio
LB	55	Angelo Crowell
CB	24	Terrence McGee
CB	33	Jabari Greer
FS	37	George Wilson
SS	20	Donte Whitner

PASSING	Att	Cmp	Yds	Cmp%	Yds/Att	TD	TD%	Int	Int%	Long	Sack/Lost	Rating
Edwards	269	151	1630	56.1	6.06	7	2.6	8	3.0	70f	12/105	70.4
Losman	175	111	1204	63.4	6.88	4	2.3	6	3.4	85f	14/103	76.9
Lynch	1	1	8	100.0	8.00	1	100.0	0	0.0	8f	0/0	139.6
BILLS	445	263	2842	59.1	6.39	12	2.7	14	3.1	85f	26/208	73.8
OPPONENTS	567	354	3958	62.4	6.98	19	3.4	18	3.2	59f	26/144	81.1

# 2008 SEASON STATISTICS

7-9 | 3RD IN AFC EAST | HEAD COACH DICK JAURON



Date	W/L	Score	Opponent	Attendance
09/07	W	34-10	Seattle	71,194
09/14	W	20-16	at Jacksonville	65,167
09/21	W	24-23	Oakland	71,297
09/28	W	31-14	at St. Louis	61,017
10/05	L	17-41	at Arizona	63,830
10/19	W	23-14	San Diego	71,602
10/26	L	16-25	at Miami	65,011
11/02	L	17-26	New York Jets	71,827
11/09	L	10-20	at New England	68,756
11/17	L	27-29	Cleveland	71,645
11/23	W	54-31	at Kansas City	73,584
11/30	L	3-10	San Francisco	70,988
12/07#	L	3-16	Miami	52,134
12/14	L	27-31	at New York Jets	78,548
12/21	W	30-23	at Denver	74,539
12/28	L	0-13	New England	71,282

# Played in Toronto

	BUF	OPP
<b>TOTAL FIRST DOWNS</b>	287	293
Rushing	107	113
Passing	167	167
Penalty	13	13
3rd Down: Made/Att	81/203	73/202
3rd Down Pct.	39.9	36.1
4th Down: Made/Att	7/16	8/26
4th Down Pct.	43.8	50.0

POSSESSION AVG.	30:04	29:57
-----------------	-------	-------

TOTAL NET YARDS	4882	5217
Avg. Per Game	305.1	326.1
Total Plays	956	971
Avg. Per Play	5.1	5.4

NET YARDS RUSHING	1842	1946
Avg. Per Game	115.1	121.6
Total Rushes	439	455

NET YARDS PASSING	3040	3271
Avg. Per Game	190.0	204.4
Sacked/Yards Lost	38/262	24/170
Gross Yards	3302	3441
Att./Completions	479/309	492/301
Completion Pct.	64.5	61.2
Had Intercepted	15	10

PUNTS/AVERAGE	58/44.1	64/45.6
---------------	---------	---------

NET PUNTING AVG.	39.1	36.8
------------------	------	------

PENALTIES/YARDS	71/538	72/540
-----------------	--------	--------

FUMBLES/BALL LOST	33/15	21/12
-------------------	-------	-------

TOUCHDOWNS	35	34
Rushing	16	18
Passing	14	14
Returns	5	2

SCORE BY PERIOD	Q1	Q2	Q3	Q4	OT	PTS
BILLS	46	113	73	104	0	336
OPPONENTS	108	76	81	77	0	342

SCORING	TD	Ru	Pa	Rt	K-PAT	FG	S	PTS
Lindell	0	0	0	0	34/34	30/38	0	124
Lynch	9	8	1	0	-	-	0	54
Evans	3	0	3	0	1*	-	0	20
Edwards	3	3	0	0	-	-	0	18
Jackson	3	3	0	0	-	-	0	18
Greer	2	0	0	2	-	-	0	12
Hardy	2	0	2	0	-	-	0	12
St. Johnson	2	0	2	0	-	-	0	12
Losman	2	0	2	0	-	-	0	12
McKelvin	2	0	0	2	-	-	0	12
Parrish	2	0	1	1	-	-	0	12
Denney	1	0	1	0	-	-	0	6
Fine	1	0	1	0	-	-	0	6
Reed	1	0	1	0	-	-	0	6
Royal	1	0	1	0	-	-	0	6
Schouman	1	0	1	0	-	-	0	6
BILLS	35	16	14	5	34/34	30/38	0	336
OPP	34	18	14	2	34/34	34/41	1	342

\*2-Pt Conversions: BILLS 1-1, OPP 0-0

**SACKS:** Denney 4, Mitchell 4, Stroud 2.5, Sp. Johnson 2, Kelsay 2, Williams 2, Wilson 1.5, Bryan 1, Schobel 1, B. Scott 1, Whitner 1, Youboty 1, (group) 1

**BILLS:** 24 **OPPONENTS:** 38

RUSHING	No.	Yds	Avg	Long	TD
Lynch	250	1036	4.1	50	8
Jackson	130	571	4.4	32	3
Edwards	36	117	3.3	15	3
Losman	12	70	5.8	17	2
Evans	1	22	22.0	22	0
Parrish	2	9	4.5	9	0
Ellison	1	6	6.0	6	0
St. Johnson	1	6	6.0	6	0
Omon	6	5	0.8	2	0
BILLS	439	1842	4.2	50	16
OPP	455	1946	4.3	72	18

RECEIVING	No.	Yds	Avg	Long	TD
Evans	63	1017	16.1	87	3
Reed	56	597	10.7	24	1
Lynch	47	300	6.4	42	1
Jackson	37	317	8.6	65	0
Royal	33	351	10.6	30	1
Parrish	24	232	9.7	22	1
Schouman	15	153	10.2	21	1
St. Johnson	10	102	10.2	21	2
Fine	10	94	9.4	20	1
Hardy	9	87	9.7	17	2
Barnes	2	34	17.0	25	0
McIntyre	2	-1	-0.5	0	0
Denney	1	19	19.0	19	1
BILLS	309	3302	10.7	87	14
OPP	301	3441	11.4	84	14

INTERCEPTIONS	No.	Yds	Avg	Long	TD
McGee	3	36	12.0	36	0
Greer	2	75	37.5	42	2
McKelvin	2	64	32.0	64	1
Mitchell	2	33	16.5	32	0
Posluszny	1	9	9.0	9	0
BILLS	10	217	21.7	64	3
OPP	15	169	11.3	92	1

PUNTING	No.	Yds	Avg	Net	TB	In	Lg	B
Moorman	58	2557	44.1	39.1	5	23	63	0
BILLS	58	2557	44.1	39.1	5	23	63	0
OPP	64	2920	45.6	36.8	5	22	65	0

PUNT RETURNS	Ret	FC	Yds	Avg	Long	TD
Parrish	21	10	322	15.3	63	1
Jackson	7	0	116	16.6	35	0
McKelvin	2	0	26	13.0	14	0
BILLS	30	10	464	15.5	63	1
OPP	18	12	187	10.4	21	0

KICKOFF RETURNS	No.	Yds	Avg	Long	TD
McKelvin	52	1468	28.2	98	1
Jackson	12	181	15.1	30	0
Sp. Johnson	3	40	13.3	19	0
McGee	3	62	20.7	27	0
Parrish	2	40	20.0	25	0
St. Johnson	1	0	0.0	0	0
McIntyre	1	18	18.0	18	0
Wilson	1	7	7.0	7	0
BILLS	75	1816	24.2	98	1
OPP	63	1247	19.8	69	0

FIELD GOALS	1-19	20-29	30-39	40-49	50+
Lindell	1/1	7/8	11/11	10/15	1/3
BILLS	1/1	7/8	11/11	10/15	1/3
OPP	0/0	8/9	14/15	8/11	4/6

Lindell: (35G,38G,52B)(21G,45G)(46N,38G)  
 (45G,35G,45G)(48G)(48G,52N,27G,44G)  
 (19N,43G,47G)(53G,43N)(25G)(26G,31G,  
 47N)(21G,39G,34G,38G)(20N,22G,40N)(40G)  
 (34G,48G)(37G,49G,28G)(47N)  
 OPP: (45G)(28G,50G,39G)(23G,35G,32G)  
 (51N)(47G,38G)(46B,43G,45G,35G)  
 (37G,26G,37N,20G,31G)(32G,49N,37G)  
 (40G,33G,43G,22G,56G)(45G)(50G)(50G,  
 35G,27G,48N)(31G)(23G,30G,54N,43G)  
 (33G,26N,23G)

## USUAL STARTERS

OFFENSE		
WR	83	Lee Evans
LT	71	Jason Peters
LG	66	Derrick Dockery
C	75	Duke Preston
RG	60	Brad Butler
RT	68	Langston Walker
TE	84	Robert Royal
WR	82	Josh Reed
FB/TE	80	Derek Schouman (6)
RB	23	Marshawn Lynch
QB	5	Trent Edwards

## DEFENSE

LE	90	Chris Kelsay
LT	99	Marcus Stroud
RT	95	Kyle Williams
RE	94	Aaron Schobel
SLB	59	Kawika Mitchell
MLB	51	Paul Posluszny
WLB	56	Keith Ellison
LCB	24	Terrence McGee
RCB	33	Jabari Greer (10)
FS	30	Ko Simpson (10)
SS	20	Donte Whitner

PASSING	Att	Cmp	Yds	Cmp%	Yds/Att	TD	TD%	Int	Int%	Long	Sack/Lost	Rating
Edwards	374	245	2699	65.5	7.22	11	2.9	10	2.7	65	23/143	85.4
Losman	104	63	584	60.6	5.62	2	1.9	5	4.8	87	15/119	62.3
Moorman	1	1	19	100.0	19.00	0	0.0	0	0.0	19	0/0	158.3
BILLS	479	309	3302	64.5	6.89	14	2.9	15	3.1	87	38/262	81.3
OPPONENTS	492	301	3441	61.2	6.99	14	2.8	10	2.0	84	24/170	83.2

# 2009 SEASON STATISTICS

6-10 | 4TH IN AFC EAST | HEAD COACH DICK JAURON & PERRY FEWELL



Date	W/L Score	Opponent	Attendance
09/14	L 24-25	at New England	68,756
09/20	W 33-20	Tampa Bay	70,318
09/27	L 7-27	New Orleans	70,261
10/04	L 10-38	at Miami	65,523
10/11	L 3-6	Cleveland	70,526
10/18	W 16-13	(OT) at NY Jets	76,048
10/25	W 20-9	at Carolina	73,497
11/01	L 10-31	Houston	69,790
11/15	L 17-41	at Tennessee	69,143
11/22*	L 15-18	at Jacksonville	47,757
11/29	W 31-14	Miami	70,155
12/03#	L 13-19	NY Jets	51,567
12/13	W 16-10	at Kansas City	68,668
12/20	L 10-17	New England	70,000
12/27	L 3-31	at Atlanta	68,887
01/03	W 30-7	Indianapolis	69,848

\*Perry Fewell's first game/# Played in Toronto

	BUF	OPP
<b>TOTAL FIRST DOWNS</b>	233	310
Rushing	81	134
Passing	126	157
Penalty	26	19
3rd Down: Made/Att	51/198	97/240
3rd Down Pct.	25.8	40.4
4th Down: Made/Att	7/15	14/26
4th Down Pct.	46.7	53.8

POSSESSION AVG.	27:50	32:10
-----------------	-------	-------

TOTAL NET YARDS	4382	5449
Avg. Per Game	273.9	340.6
Total Plays	911	1086
Avg. Per Play	4.8	5.0

NET YARDS RUSHING	1867	2501
Avg. Per Game	116.7	156.3
Total Rushes	424	535

NET YARDS PASSING	2515	2948
Avg. Per Game	157.2	184.3
Sacked/Yards Lost	46/274	32/189
Gross Yards	2789	3137
Att./Completions	441/256	519/295
Completion Pct.	58.0	56.8
Had Intercepted	19	28

PUNTS/AVERAGE	90/46.6	78/41.2
---------------	---------	---------

NET PUNTING AVG.	90/40.2	78/37.4
------------------	---------	---------

PENALTIES/YARDS	107/855	107/919
-----------------	---------	---------

FUMBLES/BALL LOST	24/11	21/5
-------------------	-------	------

TOUCHDOWNS	25	37
Rushing	6	19
Passing	17	14
Returns	2	4

SCORE BY PERIOD	Q1	Q2	Q3	Q4	OT	PTS
BILLS	74	67	37	77	3	258
OPPONENTS	44	115	48	119	0	326

SCORING	Td	Ru	Pa	Rt	K-PAT	FG	S	PTS		
Lindell	0	0	0	0	24	24	28	33	0	108
Evans	7	0	7	0	-	-	-	-	0	42
Owens	6	1	5	0	-	-	-	-	0	36
Jackson	4	2	2	0	-	-	-	-	0	24
Lynch	2	2	0	0	-	-	-	-	0	12
Denney	1	0	1	0	-	-	-	-	0	6
Fitzpatrick	1	1	0	0	-	-	-	-	0	6
Nelson	1	0	1	0	-	-	-	-	0	6
Reed	1	0	1	0	-	-	-	-	0	6
Schobel	1	0	0	1	-	-	-	-	0	6
Whitner	1	0	0	1	-	-	-	-	0	6
BILLS	25	6	17	2	24	24	28	33	0	258
OPP	37	19	14	4	32	32	22	28	1	326

2-P Conversion: Bills 0-1, OPP 2-5

**SACKS:** Schobel 10, Kelsay 5, Williams 4, Denney 2, Sp. Johnson 2, B. Scott 2, Stroud 2, Wilson 2, Draft 1, Posluszny 1, (group) 1  
**BILLS:** 32 **OPPONENTS:** 46

RUSHING	No.	Yds	Avg	Long	TD
Jackson	237	1062	4.5	43	2
Lynch	120	450	3.8	47	2
Fitzpatrick	31	141	4.5	31	1
Edwards	14	106	7.6	20	0
Owens	6	54	9.0	29	1
McIntyre	5	34	6.8	25	0
Omon	5	22	4.4	7	0
Parrish	2	4	2.0	9	0
Brohm	3	-3	-1.0	-1	0
Jenkins	1	-3	-3.0	-3	0
BILLS	424	1867	4.4	47	6
OPP	535	2501	4.7	76	19

RECEIVING	No.	Yds	Avg	Long	TD
Owens	55	829	15.1	98	5
Jackson	46	371	8.1	21	2
Evans	44	612	13.9	50	7
Lynch	28	179	6.4	35	0
Reed	27	291	10.8	29	1
Nelson	17	156	9.2	25	1
Schouman	9	103	11.4	27	0
Fine	9	64	7.1	11	0
McIntyre	7	55	7.9	18	0
Stupar	6	40	6.7	17	0
Parrish	3	34	11.3	16	0
St. Johnson	2	10	5.0	5	0
Denney	1	25	25.0	25	1
Klopfenstein	1	11	11.0	11	0
Hardy	1	9	9.0	9	0
BILLS	256	2789	10.9	98	17
OPP	295	3137	10.6	52	14

INTERCEPTIONS	No.	Yds	Avg	Long	TD
Byrd	9	118	13.1	37	0
Wilson	4	23	5.8	27	0
Posluszny	3	20	6.7	17	0
Whitner	2	104	52.0	76	1
C. Harris	2	7	3.5	7	0
B. Scott	1	27	27.0	27	0
Schobel	1	26	26.0	26	1
Florence	1	7	7.0	7	0
McGee	1	3	3.0	3	0
Corner	1	0	0.0	0	0
Draft	1	0	0.0	0	0
Mace	1	0	0.0	0	0
Wendling	1	0	0.0	0	0
BILLS	28	335	12.0	76	2
OPP	19	194	10.2	31	3

PUNTING	No.	Yds	Avg	Net	Tb	In	Lg	B
Moorman	90	4192	46.6	40.2	10	25	73	0
BILLS	90	4192	46.6	40.2	10	25	73	0
OPP	78	3216	41.2	37.4	4	30	63	0

PUNT RETURNS	Ret	FC	Yds	Avg	Long	TD
Parrish	24	13	133	5.5	31	0
Jackson	6	5	69	11.5	27	0
Reed	3	0	0	0.0	0	0
Youbty	0	0	16	---	16	0
BILLS	33	18	218	6.6	31	0
OPP	49	12	377	7.7	52	0

KICKOFF RETURNS	No.	Yds	Avg	Long	TD
Jackson	41	1014	24.7	71	0
Parrish	11	258	23.5	31	0
McKelvin	5	121	24.2	30	0
Jenkins	3	45	15.0	19	0
Sp. Johnson	1	12	12.0	12	0
McGee	1	30	30.0	30	0
Omon	1	26	26.0	26	0
Stupar	1	11	11.0	11	0
BILLS	64	1517	23.7	71	0
OPP	59	1271	21.5	52	0

**FIELD GOALS** 1-19 20-29 30-39 40-49 50+  
 Lindell 0/0 12/12 9/9 6/9 1/3  
 BILLS 0/0 12/12 9/9 6/9 1/3  
**OPPONENTS** 1/1 9/9 7/8 3/6 2/4  
 Lindell: (40G)(31G,43G,27G,20G)|(49N,35G)  
 (36G)(33G,25G,46N,47G)(29G,22G)(21G)  
 (25G)(26G,28G,22G)(44N,56G)(49G,32G)  
 (41G,24G,51N,36G)(25G,56N)(42G)(31G,33G,36G)  
 OPP: (41N,20G,28G)|(27G,35G)(33G)(24G,18G)(23G,41G,44N)(43N,39N)(42G,22G,26G)(38G,60N,51G)(29G)|(38G,49G,31G,37G)(21G)(30G)(51G,55B)|

USUAL STARTERS		
<b>OFFENSE</b>		
WR	83	Lee Evans
LT	77	Demetrius Bell (8)
	79	Jonathan Scott (6)
LG	67	Andy Levitre
C	63	Geoff Hangartner
RG	70	Eric Wood (10)
RT	73	Kirk Chambers (9)
TE	89	Shawn Nelson (12)
WR	81	Terrell Owens
FB/TE	86	Derek Fine (6)
	38	Corey McIntyre (4)
	82	Josh Reed (4)
RB	22	Fred Jackson (10)
	23	Marshawn Lynch (8)
QB	14	Ryan Fitzpatrick (6)
	5	Trent Edwards (7)

DEFENSE		
LE	90	Chris Kelsay
LT	99	Marcus Stroud
RT	95	Kyle Williams
RE	94	Aaron Schobel
SLB	56	Keith Ellison (7)
MLB	51	Paul Posluszny
WLB	43	Bryan Scott (6)
	55	Kawika Mitchell (4)
LCB	24	Terrence McGee (10)
RCB	29	Drayton Florence (13)
FS	31	Jairus Byrd (10)
SS	37	George Wilson (12)

PASSING	Att	Cmp	Yds	Cmp%	Yds/Att	TD	TD%	Int	Int%	Long	Sack/Lost	Rating
Fitzpatrick	227	127	1422	55.9	6.26	9	4.0	10	4.4	98	21/127	69.7
Edwards	183	110	1169	60.1	6.39	6	3.3	7	3.8	46	23/139	73.8
Brohm	29	17	146	58.6	5.03	0	0.0	2	6.9	15	2/8	43.2
Jackson	1	1	27	100.0	27.00	1	100.0	0	0.0	27	0/0	158.3
Moorman	1	1	25	100.0	25.00	1	100.0	0	0.0	25	0/0	158.3
BILLS	441	256	2789	58.0	6.32	17	3.9	19	4.3	98	46/274	71.7
OPPONENTS	519	295	3137	56.8	6.04	14	2.7	28	5.4	52	32/189	61.1





# 2010 SEASON STATISTICS

4-12 | 4TH IN AFC EAST | HEAD COACH CHAN GAILEY

Date	W/L Score	Opponent	Attendance
09/12	L 10-15	Miami	69,295
09/19	L 7-34	at Green Bay	70,741
09/26	L 30-38	at New England	68,756
10/03	L 14-38	NY Jets	69,262
10/10	L 26-36	Jacksonville	58,304
10/24	L 34-37	(OT) at Baltimore	71,220
10/31	L 10-13	(OT) at Kansas City	66,625
11/07#	L 19-22	Chicago	50,746
11/14	W 14-12	Detroit	56,721
11/21	W 49-31	at Cincinnati	55,654
11/28	L 16-19	(OT) Pittsburgh	69,642
12/05	L 14-38	at Minnesota	64,012
12/12	W 13-6	Cleveland	50,861
12/19	W 17-14	at Miami	65,511
12/26	L 3-34	New England	68,281
01/02	L 7-38	at NY Jets	79,019

# Played in Toronto

	BUF	OPP
<b>TOTAL FIRST DOWNS</b>	263	335
Rushing	82	138
Passing	166	179
Penalty	15	18
3rd Down: Made/Att	80/211	98/227
3rd Down Pct.	37.9	43.2
4th Down: Made/Att	11/24	7/10
4th Down Pct.	45.8	70.0

POSSESSION AVG.	27:40	32:20
-----------------	-------	-------

TOTAL NET YARDS	4878	5786
Avg. Per Game	304.9	361.6
Total Plays	954	1071
Avg. Per Play	5.1	5.4

NET YARDS RUSHING	1720	2714
Avg. Per Game	107.5	169.6
Total Rushes	401	571

NET YARDS PASSING	3158	3072
Avg. Per Game	197.4	192.0
Sacked/Yards Lost	34/213	27/181
Gross Yards	3371	3253
Att./Completions	519/296	473/294
Completion Pct.	57.0	62.2
Had Intercepted	21	11

PUNTS/AVERAGE	75/42.4	71/42.1
---------------	---------	---------

NET PUNTING AVG.	75/36.6	71/35.6
------------------	---------	---------

PENALTIES/YARDS	82/633	85/634
-----------------	--------	--------

FUMBLES/BALL LOST	33/18	20/11
-------------------	-------	-------

TOUCHDOWNS	34	48
Rushing	6	18
Passing	24	28
Returns	4	2

SCORE BY PERIOD	Q1	Q2	Q3	Q4	OT	PTS
BILLS	40	88	65	90	0	283
OPPONENTS	70	166	98	82	9	425

SCORING	Td	Ru	Pa	Rt	K-PAT	FG	S	PTS
Lindell	0	0	0	0	31/32	16/21	0	79
St. Johnson	10	0	0	0			0	60
F. Jackson	7	5	2	0			0	42
Evans	4	0	4	0			0	24
D. Nelson	3	0	3	0			0	18
Florence	2	0	0	2			0	12
Parrish	2	0	2	0			0	12
Spiller	2	0	1	1			0	12
Byrd	1	0	0	1			0	6
Jones	1	0	1	0			0	6
Martin	1	0	1	0			0	6
McIntyre	1	1	0	0			0	6
BILLS	34	6	24	4	31/32	16/21	0	283
OPP	48	18	28	2	46/46	29/39	1	425

2-Pt Conversions: **BILLS** 0-2, **OPP** 1-2

**SACKS:** K. Williams 5.5, Kelsay 3.5, B. Scott 3, Stroud 3, Moats 2.5, Sp. Johnson 2, Posluszny 2, Byrd 1, Carrington 1, Corner 1, D. Eddwards 1, Ellis 1, Woods 1, Whitner .5  
**BILLS: 27 OPPONENTS: 34**

RUSHING	No.	Yds	Avg	Long	TD
F. Jackson	222	927	4.2	39	5
Spiller	74	283	3.8	20	0
Fitzpatrick	40	269	6.7	22	0
Lynch	37	164	4.4	17	0
T. Edwards	5	24	4.8	8	0
Parrish	3	23	7.7	13	0
Ganther	9	18	2.0	11	0
McIntyre	4	5	1.3	2	1
Roosevelt	1	3	3.0	3	0
Caulcrick	1	2	2.0	2	0
Jones	3	1	0.3	2	0
Moorman	2	1	0.5	1	0
Sanborn	0	0	---	---	0
BILLS	401	1720	4.3	39	6
OPP	571	2714	4.8	43t	18

RECEIVING	No.	Yds	Avg	Long	TD
St. Johnson	82	1073	13.1	45	10
Evans	37	578	15.6	54	4
Parrish	33	400	12.1	37	2
D. Nelson	31	353	11.4	37	3
F. Jackson	31	215	6.9	65t	2
Spiller	24	157	6.5	41	1
Jones	18	213	11.8	40	1
Stupar	12	111	9.3	35	0
Roosevelt	9	139	15.4	30	0
Martin	7	43	6.1	15	1
McIntyre	4	32	8.0	14	0
S. Nelson	3	25	8.3	12	0
Ganther	2	9	4.5	8	0
Chandler	1	8	8.0	8	0
Hubbard	1	8	8.0	8	0
Lynch	1	7	7.0	7	0
TEAM	296	3371	11.4	65t	24
OPP	294	3253	11.1	52t	28

INTERCEPTIONS	No.	Yds	Avg	Long	TD
Florence	3	42	14.0	40t	1
Wilson	2	65	32.5	56	0
McKelvin	2	10	5.0	10	0
Byrd	1	37	37.0	37t	1
Whitner	1	37	37.0	37	0
Davis	1	11	11.0	11	0
D. Edwards	1	8	8.0	8	0
BILLS	11	210	19.1	56	2
OPP	21	330	15.7	41	2

PUNTING	No.	Yds	Avg	Net	TB	In	Lg	B
Moorman	75	3181	42.4	36.6	7	17	61	0
BILLS	75	3181	42.4	36.6	7	17	61	0
OPP	71	2986	42.1	35.6	6	24	62	0

PUNT RETURNS	Ret	FC	Yds	Avg	Long	TD
Parrish	12	7	131	10.9	33	0
Spiller	12	8	175	14.6	34	0
McKelvin	6	3	24	4.0	25	0
Florence	1	0	6	6.0	6	0
Scott	1	0	0	0.0	0	0
BILLS	32	18	336	10.5	34	0
OPP	32	17	299	9.3	25	0

KICKOFF RETURNS	No.	Yds	Avg	Long	TD
Spiller	44	1014	23.0	95t	1
McKelvin	14	265	18.9	49	0
Jones	6	120	20.0	31	0
Caulcrick	2	28	14.0	17	0
Roosevelt	2	31	15.5	16	0
Chandler	1	11	11.0	11	0
Ellis	1	0	0.0	0	0
Wilson	0	0	---	---	0
BILLS	69	1458	21.1	95t	1
OPP	57	1238	21.7	51	0

FIELD GOALS	1-19	20-29	30-39	40-49	50+
Lindell	1/1	6/6	5/6	2/3	2/5
BILLS	1/1	6/6	5/6	2/3	2/5
OPP	3/3	6/6	6/8	14/20	0/2

Lindell: (51G, 63N)((139G, 39G, 34G, 51N)((29G, 22G)(21G, 50G)(43G, 53N)((41N)(33N)(29G, 32G, 49G)((30G, 19G)(29G)(26G))  
 OPP: (32G, 46N, 43G)(44G, 24G)((43G)(30N, 19G)(49G, 49G, 34G, 40G, 46G)(41G, 48G, 38G)(28G, 39N, 35G)(42N)(25G, 49N, 45G)(19G, 43N)(45G, 46G, 48G, 41G)(38G)(19G, 25G)(48N, 61N, 53N, 48N)(34G, 26G)(28G)

### USUAL STARTERS

OFFENSE		
WR	83	Lee Evans
LT	77	Demetrius Bell
LG	67	Andy Levine
C	63	Geoff Hangartner
RG	70	Eric Wood
RT	66	Mansfield Wrotto
TE	80	David Martin
WR	13	Stevie Johnson
FB	38	Corey McIntyre
RB	22	Fred Jackson
QB	14	Ryan Fitzpatrick

### DEFENSE

LE	99	Marcus Stroud
NT	95	Kyle Williams
RE	98	Dwan Edwards
SLB	90	Chris Kelsay
MLB	50	Akin Ayodele (9)
	54	Andra Davis (4)
WLB	51	Paul Posluszny
JLB	52	Arthur Moats (4)
	53	Reggie Torbor (4)
LCB	28	Leodis McKelvin
RCB	29	Drayton Florence
FS	31	Jairus Byrd
SS	20	Donte Whitner

PASSING	Att	Cmp	Yds	Cmp%	Yds/Att	TD	TD%	Int	Int%	Long	Sack/Lost	Rating
Fitzpatrick	441	255	3000	57.8	6.80	23	5.2	15	3.4	65t	24/145	81.8
T. Edwards	52	29	241	55.8	4.63	1	1.9	2	3.8	31t	7/63	58.3
Brohm	23	10	106	43.5	4.61	0	0.0	3	13.0	33	3/5	17.9
L. Brown	3	2	24	66.7	8.00	0	0.0	1	33.3	16	0/0	51.4
BILLS	519	296	3371	57.0	6.50	24	4.6	21	4.0	65t	34/213	75.2
OPPONENTS	473	294	3253	62.2	6.88	28	5.9	11	2.3	52t	27/181	92.6





# 2012 SEASON STATISTICS

6-10 | 4TH IN AFC EAST | HEAD COACH CHAN GAILEY

Date	W/L Score	Opponent	Attendance
09/09	L 28-48	at New York Jets	79,088
09/16	W 35-17	Kansas City	69,402
09/23	W 24-14	at Cleveland	69,353
09/30	L 28-52	New England	70,684
10/07	L 3-45	at San Francisco	69,732
10/14	W 19-16	OT at Arizona	60,385
10/21	L 34-35	Tennessee	68,836
11/04	L 9-21	at Houston	71,698
11/11	L 31-37	at New England	68,756
11/15	W 19-14	Miami	69,118
11/25	L 13-20	at Indianapolis	64,366
12/02	W 34-18	Jacksonville	53,971
12/09	L 12-15	St. Louis	68,109
12/16#	L 17-50	Seattle	40,770
12/23	L 10-24	at Miami	54,462
12/30	W 28-9	New York Jets	54,533

# Played in Toronto

## TOTAL FIRST DOWNS

	BUF	OPP
Rushing	103	136
Passing	176	182
Penalty	22	31
3rd Down: Made/Att	77/198	92/209
3rd Down Pct.	38.9	44.0
4th Down: Made/Att	5/8	6/12
4th Down Pct.	62.5	50.0

## POSSESSION AVG.

	30:04	29:56
--	-------	-------

## TOTAL NET YARDS

Avg. Per Game	342.9	362.9
Total Plays	983	1042
Avg. Per Play	5.6	5.6

## NET YARDS RUSHING

Avg. Per Game	138.6	145.8
Total Rushes	442	470

## NET YARDS PASSING

Avg. Per Game	204.3	217.1
Sacked/Yards Lost	30/161	36/196
Gross Yards	3430	3669
Att./Completions	511/309	536/306

Completion Pct.	60.5	57.1
Had Intercepted	17	12

PUNTS/AVERAGE	80/44.3
72/44.6	

NET PUNTING AVG.	80/37.1
72/36.2	

PENALTIES/YARDS	104/871	80/693
-----------------	---------	--------

FUMBLES/BALL LOST	23/17	26/9
-------------------	-------	------

## TOUCHDOWNS

Rushing	12	23
Passing	24	25
Returns	4	5

SCORE BY PERIOD	Q1	Q2	Q3	Q4	OT	PTS
BILLS	84	109	78	70	3	344
OPPONENTS	89	115	109	122	0	435

## SCORING

TD	Ru	Pa	Rt	K-PAT	FG	S	PTS
Lindell	0	0	0	39/39	21/24	0	102
Spiller	8	6	2	0	0	0	48
Chandler	6	0	6	0	0	0	36
St. Johnson	6	0	6	0	0	0	36
F. Jackson	4	3	1	0	0	0	24
Jones	4	0	4	0	0	0	24
Bra. Smith	4	1	2	1	0	0	24
McKelvin	2	0	2	0	0	0	12
L. Smith	2	0	2	0	0	0	12
Choice	1	1	0	0	0	0	6
Fitzpatrick	1	1	0	0	0	0	6
Graham	1	0	1	0	0	0	6
B. Scott	1	0	0	1	0	0	6
Kelsay	0	0	0	0	1	2	12
Sheppard	0	0	0	0	1	2	12
BILLS	40	12	24	439/39	21/24	1	344
OPP	53	23	25	50/51	21/28	0	435

2-Pt Conversions: BILLS 0-1, OPP 2-2

**SACKS:** M. Williams 10.5, Dareus 5.5, Ky. Williams 5, Moore 3, Barnett 2, Carrington 2, Sp. Johnson 2, Kelsay 2, Sheppard 2, Anderson 1, Merriman 1, BILLS: 36, OPP: 30

## RUSHING

No.	Yds	Avg	Long	TD	
Spiller	207	1244	6.0	62	6
F. Jackson	115	437	3.8	15	3
Fitzpatrick	48	197	4.1	20	1
Choice	47	193	4.1	22	1
Bra. Smith	14	116	8.3	35	1
J. White	8	34	4.3	9	0
Graham	1	5	5.0	5	0
Thigpen	1	-1	-1.0	-1	0
Dickerson	1	-8	-8.0	-8	0
BILLS	442	2217	5.0	62	12
OPP	470	2333	5.0	83†	23

## RECEIVING

No.	Yds	Avg	Long	TD	
St. Johnson	79	1046	13.2	63	6
Chandler	43	571	13.3	43	6
Spiller	43	459	10.7	66†	2
Jones	41	443	10.8	68†	4
F. Jackson	34	217	6.4	34	1
Graham	31	322	10.4	51	1
Bra. Smith	14	152	10.9	35†	2
Elliott	10	108	10.8	22	0
Dickerson	9	117	13.0	24	0
Martin	4	41	10.3	16	0
L. Smith	4	13	3.3	5	2
Choice	4	9	2.3	5	0
Nelson	2	31	15.5	21	0
McIntyre	1	9	9.0	9	0
BILLS	309	3430	11.1	68†	24
OPP	306	3669	12.0	53	25

## INTERCEPTIONS

No.	Yds	Avg	Long	TD	
Byrd	5	81	16.2	45	0
B. Scott	4	66	16.5	32	1
Gilmore	1	23	23.0	23	0
McKelvin	1	9	9.0	9	0
Rogers	1	-1	-1.0	-1	0
BILLS	12	178	14.8	45	1
OPP	17	256	15.1	57†	2

## PUNTING

No.	Yds	Avg	Net	TB	In	Lg	B		
Powell	65	2860	44.0	38	1	2	23	62	0
Moorman	15	682	45.5	32	7	1	2	66	0
BILLS	80	3542	44.3	37	1	3	25	66	0
OPP	72	3210	44.6	36	2	8	27	66	0

## PUNT RETURNS

Ref	FC	Yds	Avg	Long	TD	
McKelvin	23	14	431	18.7	88†	2
Rogers	3	4	14	4.7	14	0
Byrd	0	3	0	---	0	0
BILLS	26	21	445	17.1	88†	2
OPP	35	14	517	14.8	75†	2

## KICKOFF RETURNS

No.	Yds	Avg	Long	TD	
Bra. Smith	18	496	27.6	89†	1
Easley	2	75	37.5	55	0
Rogers	2	55	27.5	28	0
Carrington	1	0	0.0	0	0
L. Smith	1	0	0.0	0	0
TEAM	42	1136	27.0	89†	1
OPP	51	1144	22.4	96†	1

## FIELD GOALS

1-19	20-29	30-39	40-49	50+	
Lindell	1/1	3/3	10/11	6/7	1/2
BILLS	1/1	3/3	10/11	6/7	1/2
OPP	3/3	6/6	5/7	6/10	1/2
Lindell: (11)(1)(37G)(1)(31G)(25G)(31G,42G)(37N,22G,38G,39G)(41G)(32G,34G,42G,19G)(33G,31G)(29G,50G)(35G,40G)(41G)(42G)(50N,46N) OPP: (25G,39G)(33G)(1)(49N,42N,30G)(19G)(49G,49G,61G,38B)(1)(46B)(43G,48G,27G)(50N)(25G,19G)(36G)(1)(9G,33G,23G)(1)(46B,45G)(47G,23G,28G,30B)					

## USUAL STARTERS

### OFFENSE

WR	13	Stevie Johnson
LT	77	Cordy Glenn
LG	67	Andy Levitre
C	70	Eric Wood
RG	60	Kraig Urbik
RT	79	Enik Pears
TE	84	Scott Chandler
WR	19	Donald Jones
WR	11	T.J. Graham
RB	28	C.J. Spiller
QB	14	Ryan Fitzpatrick

### DEFENSE

LE	94	Mario Williams
DT	99	Marcell Dareus
DT	95	Kyle Williams
RE	54	Kyle Moore
SLB	53	Nigel Bradham
MLB	55	Kelvin Sheppard
WLB	50	Nick Barnett
LCB	23	Aaron Williams
RCB	27	Stephon Gilmore
FS	31	Jarius Byrd
SS	37	George Wilson

## PASSING

Att	Cmp	Yds	Cmp%	Yds/Att	TD	TD%	Int	Int%	Long	Sack/Lost	Rating	
Fitzpatrick	505	306	3400	60.6	6.73	24	4.8	16	3.2	68†	30/161	83.3
Thigpen	5	3	30	60.0	6.00	0	0.0	0	0.0	12	0/0	77.1
Bra. Smith	1	0	0	0.0	0.00	0	0.0	1	100.0	---	0/0	0.0
TEAM	511	309	3430	60.5	6.71	24	4.7	17	3.3	68†	30/161	82.2
OPPONENTS	536	306	3669	57.1	6.85	25	4.7	12	2.2	53	36/196	84.4



# 2013 SEASON STATISTICS

6-10 | 4TH IN AFC EAST | HEAD COACH DOUG MARRONE

Date	W/L	Score	Opponent	Attendance
09/08	L	21-23	New England	69,519
09/15	W	24-23	Carolina	67,819
09/22	L	20-27	at New York Jets	76,957
09/29	W	23-20	Baltimore	68,296
10/03	L	24-37	at Cleveland	71,239
10/13	L	24-27	OT Cincinnati	67,739
10/20	W	23-21	at Miami	60,592
10/27	L	17-35	at New Orleans	72,405
11/03	L	13-23	Kansas City	68,159
11/10	L	10-23	at Pittsburgh	60,406
11/17	W	37-14	New York Jets	68,036
12/01# L	31-34	OT Atlanta	38,969	
12/08	L	6-27	at Tampa Bay	59,194
12/15	W	27-20	at Jacksonville	60,085
12/22	W	19-0	Miami	54,305
12/29	L	20-34	at New England	68,756

	BUF	OPP
<b>TOTAL FIRST DOWNS</b>	301	308
Rushing	113	98
Passing	149	170
Penalty	39	40
3rd Down: Made/Att	83/244	91/245
3rd Down Pct.	34.0	37.1
4th Down: Made/Att	4/14	4/10
4th Down Pct.	28.6	40.0

POSSESSION AVG.	28:23	31:37
-----------------	-------	-------

TOTAL NET YARDS	5410	5334
Avg. Per Game	338.1	333.4
Total Plays	1116	1089
Avg. Per Play	4.8	4.9

NET YARDS RUSHING	2307	2063
Avg. Per Game	144.2	128.9
Total Rushes	546	471

NET YARDS PASSING	3103	3271
Avg. Per Game	193.9	204.4
Sacked/Yards Lost	48/270	57/395
Gross Yards	3373	3666
Att./Completions	522/299	561/310
Completion Pct.	57.3	55.3
Had Intercepted	15	23

PUNTS/AVERAGE	96/43.0
94/45.5	

NET PUNTING AVG.	96/36.1
94/41.0	

PENALTIES/YARDS	110/952
108/931	

FUMBLES/BALL LOST	32/12	21/7
-------------------	-------	------

TOUCHDOWNS	34	42
Rushing	15	10
Passing	16	28
Returns	3	4

SCORE BY PERIOD	Q1	Q2	Q3	Q4	OT	PTS
BILLS	73	10375	88	0	339	
OPPONENTS	64	13382	103	6	388	

SCORING	TD	Ru	Pa	Rt	K-PAT	FG	S	PTS
Carpenter	0	0	0	0	32/32	33/36	0	131
Jackson	10	9	1	0				60
Johnson	3	0	3	0				20
Woods	3	0	3	0				20
Goodwin	3	0	3	0				18
Chandler	2	0	2	0				12
Graham	2	0	2	0				12
Manuel	2	2	0	0				12
Searcy	2	0	2	0				12
Spiller	2	2	0	0				12
Summers	2	1	1	0				12
Gragg	1	1	0	0				6
Lewis	1	1	0	0				6
Robey	1	0	0	1				6
BILLS	34	15	163	32/32	33/36	0	339	
OPP	42	10	28	4	41/41	31/36	0	388

**SACKS:** M. Williams 13, K. Williams 10.5, Hughes 10, Dareus 7.5, Lawson 4, Searcy 3.5, Robey 3, Alonso 2, Bryant 1, Byrd 1, Charles LG 1, Charles TM 1, Westerman TM 0.5  
**BILLS: 57**  
**OPP: 48**

RUSHING	No.	Yds	Avg	Long	TD
Spiller	202	933	4.6	77	2
Jackson	206	890	4.3	59	9
Manuel	53	186	3.5	19	2
Choice TM	35	126	3.6	20	0
Lewis	24	52	2.2	8	1
Summers	12	46	3.8	16	1
Tuel	3	17	5.7	14	0
Woods	2	16	8.0	13	0
Graham	4	14	3.5	14	0
Goodwin	3	13	4.3	17	0
Johnson	1	10	10.0	10	0
Wingo	1	4	4.0	4	0
BILLS	546	2307	4.2	77	15
OPP	471	2063	4.4	80†	10

RECEIVING	No.	Yds	Avg	Long	TD
Chandler	53	655	12.4	33†	2
Johnson	52	597	11.5	45	3
Jackson	47	387	8.2	37	1
Woods	40	587	14.7	57	3
Spiller	33	185	5.6	27	0
Graham	23	361	15.7	47	2
Goodwin	17	283	16.6	59†	3
Hogan	10	83	8.3	16	0
Summers	7	79	11.3	34	1
L. Smith	5	78	15.6	28	0
Gragg	5	53	10.6	28	1
Choice TM	4	10	2.5	5	0
Easley	2	13	6.5	9	0
Wingo	1	2	2.0	2	0
BILLS	299	3373	11.3	59†	16
OPP	310	3666	11.8	74	28

INTERCEPTIONS	No.	Yds	Avg	Long	TD
Byrd	4	85	21.3	57	0
Leonhard	4	72	18.0	41	0
A. Williams	4	43	10.8	34	0
Alonso	4	38	9.5	32	0
Gilmore	2	0	0.0	0	0
Searcy	1	32	32.0	32†	1
Robey	1	19	19.0	19†	1

INTS (cont)	No.	Yds	Avg	Long	TD
Lawson	1	0	0.0	0	0
McKelvin	1	0	0.0	0	0
Rogers TM	1	0	0.0	0	0
BILLS	23	289	12.6	57	2
OPPONENTS	15	299	19.9	100†	2

PUNTING	No.	Yds	Avg	Net	TB	In	Lg	B
Moorman	61	2511	41.2	36.64	16	620		
S. Powell	35	1613	46.1	35.25	10	660		
BILLS	96	4124	43.0	36.19	26	660		
OPP	94	4274	45.5	41.09	39	740		

PUNT RETURNS	Ref	FC	Yds	Avg	Long	TD
McKelvin	32	13	180	5.6	21	0
Leonhard	7	9	63	9.0	25	0
BILLS	39	22	243	6.2	25	0
OPPONENTS	45	22	477	10.6	79†	1

KICKOFF RETURNS	No.	Yds	Avg	Long	TD
Goodwin	16	351	21.928	0	
Easley	4	83	20.828	0	
Graham	1	19	19.019	0	
Woods	1	9	9.0	9	0
Ross	1	7	7.0	7	0
BILLS	23	469	20.428	0	
OPPONENTS	51	1144	22.496†	1	

**FIELD GOALS** 1-19 20-29 30-39 40-49 50+  
 Carpenter 0/0 13/13 6/6 10/11/4/6  
 BILLS 0/0 13/13 6/6 10/11/4/6  
 OPPONENTS 0/0 7/7 14/16 8/10 2/3  
 Carpenter: (1)42N,55G,20G,48G  
 (37G,23G,43G,26G)(27G,27G,22G)(52G)(51G)  
 (39G,20G,31G)(50N,37G)(26G,30G)(20G)  
 (40G,42G,43G)(29G)(40G,46G)(42G, 54N,40G)  
 (45G,21G,22G,26G)(51G,37G)  
 OPP: (48G,33G,35G)(27G,25G,39G)(47G,34G)  
 (35G,24G)(30G,24G,44G)(46G,34N,43G)(51N)  
 (48N)(49G,36G)(53G,32G)(32G,55G)(  
 (43G,35G,29G,35G)

USUAL STARTERS		
<b>OFFENSE</b>		
WR	13	Stevie Johnson
LT	77	Cordy Glenn
LG	59	Doug Legursky
C	70	Eric Wood
RG	60	Kraig Urbik
RT	79	Erik Pears
TE	84	Scott Chandler
QB	3	EJ Manuel
RB	28	C.J. Spiller
FB	38	Frank Summers
WR	11	T.J. Graham

DEFENSE		
LDE	90	Alan Branch
DT	95	Kyle Williams
DT	99	Marcell Dareus
RDE	94	Mario Williams
SLB	91	Manny Lawson
MLB	50	Kiko Alonso
WLB	53	Arthur Moats
LCB	21	Leodis McKelvin
RCB	27	Stephon Gilmore
FS	31	Jairus Byrd
SS	23	Aaron Williams

PASSING	Att	Cmp	Yds	Cmp%	Yds/Att	TD	TD%	Int	Int%	Long	Sack/Lost	Rating
Manuel	196	180	1972	58.8	6.44	11	3.6	9	2.9	45	28/159	77.7
Lewis	157	93	1092	59.2	6.96	4	2.5	3	1.9	57	18/100	81.0
Tuel	59	26	309	44.1	5.24	1	1.7	3	5.1	59†	2/11	45.1
BILLS	522	299	3373	57.3	6.46	16	3.1	15	2.9	59†	48/270	75.0
OPPONENTS	561	310	3666	55.3	6.53	28	5.0	23	4.1	74	57/395	74.9





# 2014 SEASON STATISTICS

9-7 | 2ND IN AFC EAST | HEAD COACH DOUG MARRONE

Date	W/L	Score	Opponent	Attendance
09/07	W	23-20	at Chicago	62,425
09/14	W	29-10	Miami	69,594
09/21	L	10-22	San Diego	68,611
09/28	L	17-23	at Houston	71,756
10/05	W	17-14	at Detroit	62,775
10/12	L	22-37	New England	70,185
10/19	W	17-16	Minnesota	68,477
10/26	W	43-23	at New York Jets	78,160
11/09	L	13-17	Kansas City	68,119
11/13	L	9-22	at Miami	71,573
11/24*	W	38-3	New York Jets	56,044
11/30	W	26-10	Cleveland	68,576
12/07	L	17-24	at Denver	76,913
12/14	W	21-13	Green Bay	70,124
12/21	L	24-26	at Oakland	53,436
12/28	W	17-9	at New England	68,756

\* - Game played in Detroit

	BUF	OPP
<b>TOTAL FIRST DOWNS</b>	273	302
Rushing	65	89
Passing	186	171
Penalty	22	42
3rd Down: Made/Att	84/229	73/220
3rd Down Pct.	36.7%	33.2%
4th Down: Made/Att	6/14	5/11
4th Down Pct.	42.9%	45.5%

<b>POSSESSION AVG.</b>	29:35	30:25
------------------------	-------	-------

<b>TOTAL NET YARDS</b>	5096	4995
Avg. Per Game	318.5	312.2
Total Plays	1020	1027
Avg. Per Play	5.0	4.9

<b>NET YARDS RUSHING</b>	1482	1703
Avg. Per Game	92.6	106.4
Total Rushes	402	414

<b>NET YARDS PASSING</b>	3614	3292
Avg. Per Game	225.9	205.8
Sacked/Yards Lost	39/242	54/308
Gross Yards	3856	3600
Attempts/Completions	579/363	559/337
Completion Pct.	62.7%	60.3%
Had Intercepted	13	19

<b>PUNTS/AVERAGE</b>	86/42.9	88/43.6
----------------------	---------	---------

<b>NET PUNTING AVG.</b>	38.7	37.3
-------------------------	------	------

<b>PENALTIES/YARDS</b>	124/1031	104/849
------------------------	----------	---------

<b>FUMBLES/BALL LOST</b>	22/10	20/11
--------------------------	-------	-------

<b>TOUCHDOWNS</b>	34	28
Rushing	7	10
Passing	23	16
Returns	4	2

<b>SCORE BY PERIOD</b>	Q1	Q2	Q3	Q4	OT	PTS
BILLS	65	88	80	107	3	343
OPPONENTS	49	90	75	75	0	289

<b>SCORING</b>	TD	Ra	Pu	Rt	K-PAT	FG	S	PTS
D.Carpenter	0	0	0	31	323/38	0	133	
S.Watkins	6	0	6	0	0/0	0/0	0	36
R.Woods	5	0	5	0	0/0	0/0	1	32
C.Hogan	4	0	4	0	0/0	0/0	0	24
F.Jackson	3	2	1	0	0/0	0/0	1	20
S.Chandler	3	0	3	0	0/0	0/0	0	18
A.Dixon	2	2	0	0	0/0	0/0	0	12
C.Spiller	2	0	1	1	0/0	0/0	0	12
J.Hughes	1	0	0	1	0/0	0/0	0	6
L.Smith	1	0	1	0	0/0	0/0	0	6
E.Manuel	1	1	0	0	0/0	0/0	0	6
F.Summers	1	1	0	0	0/0	0/0	0	6
M.Williams	1	0	1	0	0/0	0/0	0	6
K.Orton	1	1	0	0	0/0	0/0	0	6
M.Lawson	1	0	0	1	0/0	0/0	0	6
C.Gragg	1	0	1	0	0/0	0/0	0	6
M.Thigpen	1	0	0	1	0/0	0/0	0	6
BILLS	34	7	23	4	31/32	34/38	2	343
OPP	28	10	16	2	27/27	30/37	0	289

**SACKS:** M.Williams 14.5, J.Hughes 10.0, M.Dareus 10.0, K.Williams 5.5, S.Charles 3.0, N.Brhadham 2.5, J.Wynn 2.0, M.Lawson 1.5, C.Bryant 1.5, T.Powell 1.0, N.Robey 1.0, B.Spikes 1.0, D.Searcy 0.5

**BILLS:** 54.0  
**OPP:** 39.0

<b>RUSHING</b>	No.	Yds	Avg	Long	TD
F.Jackson	141	525	3.7	38	2
A.Dixon	105	432	4.1	47	2
C.Spiller	78	300	3.8	53	0
B.Brown	36	126	3.5	14	0
E.Manuel	16	52	3.3	8	1
F.Summers	6	17	2.8	4	1
K.Orton	15	14	0.9	10	1
M.Goodwin	3	8	2.7	12	0
S.Watkins	2	8	4.0	5	0
BILLS	402	1482	3.7	53	7
OPP	414	1703	4.1	47	10

<b>RECEIVING</b>	No.	Yds	Avg	Long	TD
F.Jackson	66	501	7.6	34	1
S.Watkins	65	982	15.1	84	6
R.Woods	65	699	10.8	37	5
S.Chandler	47	497	10.6	37	3
C.Hogan	41	426	10.4	31	4
C.Spiller	19	125	6.6	25	1
B.Brown	16	176	11.0	40	0
M.Williams	8	142	17.8	80	1
M.Gray	8	118	14.8	41	0
A.Dixon	8	49	6.1	10	0
C.Gragg	7	48	6.9	14	1
L.Smith	7	42	6.0	18	1
F.Summers	5	9	1.8	4	0
M.Goodwin	1	42	42.0	42	0
BILLS	363	3856	10.6	84	23
OPP	337	3600	10.7	56	16

<b>INTERCEPTIONS</b>	No.	Yds	Avg	Long	TD
L.McKelvin	4	10	2.5	9	0
D.Searcy	3	70	23.3	32	0
S.Gilmore	3	61	20.3	27	0
C.Graham	2	75	37.5	45	0
B.Rambo	2	44	22.0	28	0
D.Williams	1	34	34.0	34	0

A.Williams	1	26	26.0	26	0
K.Williams	1	2	2.0	2	0
N.Brhadham	1	0	0.0	0	0
P.Brown	1	0	0.0	0	0
BILLS	13	122	16.9	45	0
OPP	19	372	13.2	80	2

**PUNTING** No. Yds Avg Net TB In Lg B

C.Schmidt	86	3692	42.9	38.7	6	31	67.0
BILLS	86	3692	42.9	38.7	6	31	67.0
OPP	88	3834	43.6	37.3	10	25	72.2

**PUNT RETURNS** Ret FC Yds Avg Long TD

L.McKelvin	21	8	183	8.7	24	0
M.Thigpen	12	5	155	12.9	75	1
F.Jackson	3	5	5	1.7	5	0
R.Woods	1	0	11	11.0	11	0
BILLS	37	18	354	9.6	75	1
OPP	38	20	246	6.5	41	0

**KICKOFF RETURNS** No. Yds Avg Long TD

C.Spiller	10	306	30.6	102	1
M.Thigpen	6	165	27.5	49	0
M.Goodwin	4	84	21.0	24	0
L.McKelvin	4	64	16.0	30	0
A.Dixon	4	52	13.0	15	0
B.Brown	3	75	25.0	32	0
M.Easley	1	13	13.0	13	0
F.Summers	1	11	11.0	11	0
BILLS	33	770	23.3	102	1
OPP	32	639	20.0	41	0

**FIELD GOALS** 1-19 20-29 30-39 40-49 50+

Carpenter	0/0	9/9	12/13	7/8	6/8
BILLS	0/0	9/9	12/13	7/8	6/8
OPP	1/1	3/3	11/13	9/12	6/8

## USUAL STARTERS

### OFFENSE

WR	10	Robert Woods
LT	77	Cordy Glenn
LG	60	Kraig Urbik
C	70	Erik Pears
RG	79	Erik Pears
RT	66	Seantrel Henderson
TE	85	Lee Smith
TE	84	Scott Chandler
QB	18	Kyle Orton
RB	22	Fred Jackson
WR	14	Sammy Watkins

### DEFENSE

DE	94	Mario Williams
DT	95	Kyle Williams
DT	99	Marcell Dareus
RDE	55	Jerry Hughes
MLB	52	Preston Brown
SLB	53	Nigel Bradham
LCB	21	Leodis McKelvin
RCB	24	Stephon Gilmore
FS	25	Da'Norris Searcy
SS	23	Aaron Williams
NB	37	Nickell Robey

<b>PASSING</b>	Att	Cmp	Yds	Cmp%	Yds/Att	TD	TD%	Int	Int%	Long	Sack/Lost	Rating
K.Orton	447	287	3018	64.2%	6.8	18	4.0%	10	2.2%	84	33/198	87.8
E.Manuel	131	76	838	58.0%	6.4	5	3.8%	3	2.3%	80	6/44	80.2
F.Jackson	1	0	0	0.0%	0.0	0	0.0%	0	0.0%	0	0/0	39.6
BILLS	579	363	3856	62.7%	6.7	23	4.0%	13	2.2%	84	39/242	86.0
OPPONENTS	559	337	3600	60.3%	6.4	16	2.9%	19	3.4%	56	54/308	74.5



# 2015 SEASON STATISTICS

8-8 | 3RD IN AFC EAST | HEAD COACH REX RYAN

Date	W/L Score	Opponent	Attendance
09/13	W 27-14	Indianapolis	70,319
09/20	L 32-40	New England	70,858
09/27	W 41-14	at Miami	64,869
10/04	L 10-24	New York Giants	70,677
10/11	W 14-13	at Tennessee	65,670
10/18	L 21-34	Cincinnati	69,593
10/25	L 31-34	at Jacksonville	84,021
11/08	W 33-17	Miami	70,214
11/12	W 22-17	at New York Jets	78,160
11/23	L 13-20	at New England	66,829
11/29	L 22-30	at Kansas City	72,493
12/06	W 30-21	Houston	68,544
12/13	L 20-23	at Philadelphia	69,596
12/20	L 25-35	at Washington	80,124
12/27	W 16-6	Dallas	70,172
01/03	W 22-17	New York Jets	68,670

## TOTAL FIRST DOWNS

	BUF	OPP
Rushing	122	87
Passing	155	197
Penalty	20	37
3rd Down: Made/Att	86/227	85/210
3rd Down Pct.	37.9%	40.5%
4th Down: Made/Att	7/16	3/13
4th Down Pct.	43.8%	23.1%

## POSSESSION AVG.

31:18	28:42
-------	-------

## TOTAL NET YARDS

5775	5702	
Avg. Per Game	360.9	356.4
Total Plays	1016	1017
Avg. Per Play	5.7	5.6

## NET YARDS RUSHING

2432	1730	
Avg. Per Game	152.0	108.1
Total Rushes	509	394

## NET YARDS PASSING

3343	3972	
Avg. Per Game	208.9	248.3
Sacked/Yards Lost	42/257	21/125
Gross Yards	3600	4097
Attempts/Completions	465/295	602/347
Completion Pct.	63.4%	57.6%
Had Intercepted	9	17

## PUNTS/AVERAGE

75/43.7	82/46.3
---------	---------

## NET PUNTING AVG.

41.3	39.8
------	------

## PENALTIES/YARDS

143/1249	113/906
----------	---------

## FUMBLES/BALL LOST

28/10	16/8
-------	------

## TOUCHDOWNS

45	42	
Rushing	19	10
Passing	23	30
Returns	3	2

## SCORE BY PERIOD

	Q1	Q2	Q3	Q4	OT	PTS
BILLS	87	103	77	112	0	379
OPPONENTS	59	126	104	70	0	359

## SCORING

TD	R	Pa	Rt	K	PAT	FG	S	PTS
Carpenter	0	0	0	0	34/40	23/27	0	103
Watkins	9	0	9	0	0/0	0/0	0	54
K.Williams	9	7	2	0	0/0	0/0	0	54
McCoy	5	3	2	0	0/0	0/0	0	32
Taylor	4	4	0	0	0/0	0/0	0	26
Clay	3	0	3	0	0/0	0/0	0	18
Gillislee	3	0	0	0	0/0	0/0	0	18
Hankerson	3	0	3	0	0/0	0/0	0	18
Woods	3	0	3	0	0/0	0/0	0	18
Hogan	2	0	2	0	0/0	0/0	0	12
P. Brown	1	0	0	1	0/0	0/0	0	6
Dixon	1	1	0	0	0/0	0/0	0	6
Easley	1	0	1	0	0/0	0/0	0	6
Graham	1	0	0	1	0/0	0/0	0	6
Harvin	1	0	1	0	0/0	0/0	0	6
Manuel	1	0	0	0	0/0	0/0	0	6
D.Williams	1	0	0	1	0/0	0/0	0	6
BILLS	45	19	23	3	34/40	23/27	1	379
OPP	42	10	30	2	33/37	22/27	0	359

2-Pt Conversions: **BILLS** 2-5, **OPP** 4-5

**SACKS:** Hughes 5, M. Williams 5, Dareus 2, Bradham 1, Charles 1, Graham 1, Lawson 1, Rambo 1, Robey 1, Tarpley 1, Ky. Williams 1, D. Williams, 1  
**BILLS:** 21.0  
**OPP:** 42.0

## RUSHING

No.	Yds	Avg	Long	TD	
McCoy	203	89.5	4.4	48†	3
Taylor	104	56.8	5.5	31	4
Ka.Williams	93	51.7	5.6	41†	7
Gillislee	47	26.7	5.7	60†	3
Manuel	17	6.4	3.8	16	1
Dixon	21	4.4	2.1	6	1
Herron	11	3.7	3.4	8	0
Harvin	5	3.1	6.2	9	0
Hogan	1	4	4.0	4	0
C. Wood	2	3	1.5	3	0
Felton	1	2	2.0	2	0
S. Watkins	1	1	1.0	1	0
Schmidt	1	0	0.0	0	0
Woods	1	0	0.0	0	0
Thigpen	1	-1	-1.0	-1	0
BILLS	509	243.2	4.8	60†	19
OPP	394	173.0	4.4	58	10

## RECEIVING

No.	Yds	Avg	Long	TD	
S. Watkins	60	104.7	17.5	63	9
Clay	51	52.8	10.4	40†	3
Hogan	36	45.0	12.5	46	2
McCoy	32	29.2	9.1	22	2
Hankerson	26	32.7	12.6	55	3
Harvin	19	21.8	11.5	51†	1
Gragg	12	15.0	12.5	29	0
Ka.Williams	11	9.6	8.7	26†	2
Dixon	6	4.4	7.3	14	0
Gillislee	6	2.9	4.8	14	0
Salas	3	4.1	13.7	20	0
Herron	3	2.0	6.7	9	0
Goodwin	2	2.4	12.0	14	0
Easley	1	5.8	58.0	58†	1
O'Leary	1	3.7	37.0	37	0
Felton	1	1.2	12.0	12	0
Taylor	1	4	4.0	4	0
Gray	1	2	2.0	2	0
Mulligan	1	2	2.0	2	0
C.Wood	1	-6	-6.0	-6	0
BILLS	295	3600	12.2	63	23
OPP	347	4097	11.8	77†	30

## INTERCEPTIONS

No.	Yds	Avg	Long	TD	
Gilmore	3	33	11.0	29	0
Graham	2	60	30.0	44†	1
Darby	2	48	24.0	27	0
P.Brown	2	46	23.0	43†	1
Tarpley	2	40	20.0	37	0
McKelvin	2	0	0.0	0	0
A.Williams	1	26	26.0	26	0
Easley	1	0	0.0	0	0
Lawson	1	0	0.0	0	0
Rambo	1	0	0.0	0	0
BILLS	17	253	14.9	44†	2
OPP	9	75	8.3	26†	1

## PUNTING

No.	Yds	Avg	Net	TB	In	Lg	B
Schmidt	82	3797	46.3	41.33	22	650	50
BILLS	82	3797	46.3	41.33	22	650	50
OPP	75	3277	43.7	39.83	28	680	45

## PUNT RETURNS

Ret	FC	Yds	Avg	Long	TD	
Thigpen	18	9	118	6.6	16	0
McKelvin	7	4	21	3.0	12	1
Moore	5	8	77	15.4	27	0
Powell	1	1	16	16.0	16	0
BILLS	31	22	232	7.5	27	0
OPPONENTS	40	20	353	8.8	28	0

## KICKOFF RETURNS

No.	Yds	Avg	Long	TD	
Thigpen	17	328	19.33	0	
Harvin	5	108	21.625	0	
Moore	5	70	14.020	0	
Dixon	4	59	14.817	0	
Herron	4	92	23.028	0	
W.Powell	3	77	25.732	0	
Goodwin	2	33	16.519	0	
Felton	1	5	5.0	5	0
BILLS	41	772	18.832	0	
OPPONENTS	40	688	17.249	0	

## FIELD GOALS

1-19	20-29	30-39	40-49	50+	
Carpenter	0/0	5/5	8/9	7/8	3/5
BILLS	0/0	5/5	8/9	7/8	3/5
OPPONENTS	0/0	5/5	7/7	9/10	1/5

## USUAL STARTERS

### OFFENSE

WR	10	Robert Woods
LT	77	Cordy Glenn
LG	64	Richie Incognito
C	70	Eric Wood
RG	76	John Miller
RT	66	Seantrel Henderson
TE	85	Charles Clay
FB	42	Jerome Felton
QB	5	Tyrod Taylor
RB	25	LeSean McCoy
WR	14	Sammy Watkins

### DEFENSE

LDE	94	Mario Williams
DT	97	Corbin Bryant
DT	99	Marcell Dareus
RDE	55	Jerry Hughes
MLB	52	Preston Brown
SLB	91	Manny Lawson
WLB	53	Nigel Bradham
LCB	28	Ronald Darby
RCB	24	Stephon Gilmore
DS	20	Corey Graham
DS	30	Bacarri Rambo

## PASSING

	Att	Cmp	Yds	Cmp%	Yds/Att	TD	TD%	Int	Int%	Long	Sack/Lost	Rating
Taylor	380	242	3035	63.7%	8.0	20	5.3%	6	1.6%	63	36/212	99.4
Manuel	84	52	561	61.9%	6.7	3	3.6%	3	3.6%	58†	6/45	78.5
Hogan	1	1	4	100.0%	4.0	0	0.0%	0	0.0%	4	0/0	83.3
BILLS	465	295	3600	63.4%	7.7	23	4.9%	9	1.9%	63	42/257	95.6
OPPONENTS	602	347	4097	57.6%	6.8	30	5.0%	17	2.8%	77†	21/125	83.3

# 2016 SEASON STATISTICS

7-9 | 3RD IN AFC EAST | HEAD COACH REX RYAN & ANTHONY LYNN

Date	W/L Score	Opponent	Attendance
9/11	L 7-13	at Baltimore	71,104
9/15	L 31-37	New York Jets	70,256
9/25	W 33-18	Arizona	68,647
10/2	W 16-0	at New England	86,829
10/9	W 30-19	at Los Angeles	83,679
10/16	W 45-16	San Francisco	70,003
10/23	L 25-28	at Miami	65,658
10/30	L 25-41	New England	70,442
11/7	L 25-31	at Seattle	69,084
11/20	W 16-12	at Cincinnati	61,356
11/27	W 28-21	Jacksonville	67,849
12/4	L 24-38	at Oakland	54,759
12/11	L 20-27	Pittsburgh	69,657
12/18	W 33-13	Cleveland	66,529
12/24	L 31-34	OT Miami	64,690
1/1	L 10-30	at New York Jets	78,160

## TOTAL FIRST DOWNS

	BUF	OPP
Rushing	146	122
Passing	155	183
Penalty	27	33
3rd Down: Made/Att	86/210	82/205
3rd Down Pct.	41.0	40.0
4th Down: Made/Att	8/15	4/14
4th Down Pct.	53.3	28.6

## POSSESSION AVG.

29:22 30:38

## TOTAL NET YARDS

	BUF	OPP
Avg. Per Game	354.1	357.0
Total Plays	1012	1018
Avg. Per Play	5.6	5.6

## NET YARDS RUSHING

	BUF	OPP
Avg. Per Game	164.4	133.1
Total Rushes	492	468

## NET YARDS PASSING

	BUF	OPP
Avg. Per Game	189.8	223.9
Sacked/Yards Lost	46/214	39/253
Gross Yards	3250	3835
Attempts/Completions	474/286	511/306
Completion Pct.	60.3	59.9
Had Intercepted	7	12

## PUNTS/AVERAGE

75/42.4

70/43.2

## NET PUNTING AVG.

75/38.1 70/36.7

## PENALTIES/YARDS

112/960 106/884

## FUMBLES/BALL LOST

15/5 23/6

## TOUCHDOWNS

	BUF	OPP
Rushing	49	41
Passing	29	21
Returns	17	19
Returns	3	1

## SCORE BY PERIOD

	Q1	Q2	Q3	Q4	OT	PTS
BILLS	78	99	110	112	0	399
OPPONENTS	72	118	100	85	3	378

## SCORING

TD	R	Pa	Rt	K-PAT	FG	S	PTS
D.Carpenter	0	0	0	0	0	40/45	19/25 0 97
McCoy	14	13	1	0	0	0/0	0 86
Gillislee	9	8	1	0	0	0/0	0 54
Taylor	6	6	0	0	0	0/0	0 38
Clay	4	0	4	0	0	0/0	0 24
Hunter	4	0	4	0	0	0/0	0 24
Goodwin	3	0	3	0	0	0/0	0 18
Robey-Coleman	2	0	2	0	0	0/0	0 12
Watkins	2	0	2	0	0	0/0	0 12
Bush	1	1	0	0	0	0/0	0 8
Salas	1	0	1	0	0	0/0	0 6
A. Williams	1	0	0	1	0	0/0	0 6
J. Williams	1	0	0	0	0	0/0	0 6
Woods	1	0	1	0	0	0/0	0 6
O'Leary	0	0	0	0	0	0/0	0 2
BILLS	49	29	17	3	40/45	19/25	0 399
OPP	41	21	19	1	36/38	30/32	1 378

2-Pt Conversions: BILLS 4-4, OPP 2-3

**SACKS:** Alexander 12.5, Hughes 6, K. Williams 5, Z. Brown 4, Dareus 3.5, A. Washington 2.5, Lawson 2, Douzable 1.5, P. Brown 1, Graham 1  
**BILLS:** 39.0  
**OPP:** 46.0

## RUSHING

No.	Yds	Avg	Long	TD	
McCoy	234	1267	5.4	75t	13
Taylor	95	580	6.1	49	6
Gillislee	101	577	5.7	44t	8
J. Williams	27	94	3.5	20	1
Tate	3	48	16.0	30	0
Manuel	8	22	2.8	8	0
Schmidt	1	16	16.0	16	0
Felton	8	13	1.6	6	0
Harvin	1	11	11.0	11	0
Woods	1	6	6.0	6	0
Jones	1	-1	-1.0	-1	0
Bush	12	-3	-3	5	1
BILLS	492	2630	5.3	75t	29
OPP	468	2130	4.6	57	21

## RECEIVING

No.	Yds	Avg	Long	TD	
Clay	57	552	9.7	40t	4
Woods	51	613	12.0	34	1
McCoy	50	356	7.1	41	1
Goodwin	29	431	14.9	84t	3
Watkins	28	430	15.4	62	2
W. Powell	14	142	10.1	35	0
Hunter	10	189	18.9	64	4
O'Leary	9	114	12.7	28	0
Gillislee	9	50	5.6	18t	1
Tate	8	117	14.6	34	0
Bush	7	90	12.9	25	0
Felton	6	57	9.5	22	0
Salas	4	89	22.3	71t	1
Harvin	2	6	3.0	5	0
Christian	1	14	14.0	14	0
J. Williams	1	0	0.0	0	0
BILLS	286	3250	11.4	84t	17
OPP	306	3835	12.5	66t	19

## INTERCEPTIONS

No.	Yds	Avg	Long	TD	
Gilmore	5	135	27.0	49	0
Robey-Coleman	2	44	22.0	41t	1
White	2	0	0.0	0	0
Alexander	1	28	28.0	28	0
Z. Brown	1	0	0.0	0	0
Graham	1	0	0.0	0	0
BILLS	12	207	17.3	49	1
OPP	7	87	12.4	51	0

## PUNTING

No.	Yds	Avg	Net	TB	In	Lg	B
Schmidt	75	3183	42.4	38	13	20	580
BILLS	75	3183	42.4	38	13	20	580
OPP	70	3024	43.2	36	77	19	620

## PUNT RETURNS

Ret	FC	Yds	Avg	Long	TD	
Tate	26	14	301	11.6	43	0
Bush	2	2	13	6.5	13	0
W. Powell	0	1	---	---	0	0
BILLS	28	17	314	11.2	43	0
OPP	39	8	262	6.7	22	0

## KICKOFF RETURNS

No.	Yds	Avg	Long	TD	
Tate	29	662	22.8	45	0
Bush	5	103	20.6	35	0
Felton	2	18	9.0	11	0
O'Leary	2	27	13.5	14	0
Gillislee	1	19	19.0	19	0
BILLS	39	829	21.3	45	0
OPP	46	999	21.7	73	0

## FIELD GOALS

1-19	20-29	30-39	40-49	50+	
Carpenter	1/1	8/8	5/5	4/9	1/2
BILLS	1/1	8/8	5/5	4/9	1/2
OPP	0/0	5/5	13/13	7/9	5/5

## USUAL STARTERS

### OFFENSE

WR	10	Robert Woods
LT	77	Cordy Glenn
LG	64	Richie Incognito
C	70	Eric Wood
RG	76	John Miller
RT	79	Jordan Mills
TE	85	Charles Clay
QB	5	Tyrod Taylor
RB	25	LeSean McCoy
FB	42	Jerome Felton
WR	14	Sammy Watkins

### DEFENSE

DE	92	Adolphus Washington
DT	95	Kyle Williams
NT	99	Marcell Dareus
OLB	55	Jerry Hughes
MIKE	52	Preston Brown
WILL	53	Zach Brown
OLB	57	Lorenzo Alexander
LCB	28	Ronald Darby
RCB	24	Stephon Gilmore
FS	20	Corey Graham
SS	23	Aaron Williams

## PASSING

	Att	Cmp	Yds	Cmp%	Yds/Att	TD	TD%	Int	Int%	Long	Sack/Lost	Rating
Taylor	436	269	3023	61.7	6.93	17	3.9	6	1.4	84t	42/192	89.7
Manuel	26	11	131	42.3	5.04	0	0.0	0	0.0	35	3/20	58.3
Jones	11	16	96	54.5	8.73	0	0.0	1	9.1	64	1/2	46.0
J. Williams	1	0	0	0.0	0.0	0	0.0	0	0.0	0	0/0	39.6
BILLS	474	286	3250	60.3	6.86	17	3.6	7	1.5	84t	46/214	86.7
OPPONENTS	511	306	3835	59.9	7.50	19	3.7	12	2.3	66t	39/253	85.9



# 2017 SEASON STATISTICS

9-7 | 2ND IN AFC EAST | HEAD COACH SEAN MCDERMOTT

Date	W/L	Score	Opponent	Attendance
9/10	W	21-12	New York Jets	68,751
9/17	L	3-9	at Carolina	74,122
9/24	W	26-16	Denver	68,865
10/1	W	23-17	at Atlanta	71,273
10/8	L	16-20	at Cincinnati	52,367
10/22	W	30-27	Tampa Bay	68,561
10/29	W	34-14	Oakland	69,599
11/2	L	21-34	at New York Jets	77,562
11/12	L	10-47	New Orleans	67,501
11/19	L	24-54	at L.A. Chargers	25,015
11/26	W	16-10	at Kansas City	74,929
12/3	L	3-23	New England	68,499
12/10	W	13-7	OT Indianapolis	60,222
12/17	W	24-16	Miami	62,202
12/24	L	16-37	at New England	65,878
12/31	W	22-16	at Miami	65,571

## AFC WILD CARD PLAYOFF

1/7	L	3-10	at Jacksonville	69,442
-----	---	------	-----------------	--------

TOTAL FIRST DOWNS	BUF	OPP
Rushing	278	348
Passing	105	121
Penalty	149	199
3rd Down: Made/Att	24	28
3rd Down Pct.	101/241	82/214
4th Down: Made/Att	41.9	38.3
4th Down Pct.	2/15	11/20
	13.3	55.0

POSSESSION AVG.	28:06	31:54
-----------------	-------	-------

TOTAL NET YARDS	4842	5682
Avg. Per Game	302.6	355.1
Total Plays	1010	1066
Avg. Per Play	4.8	5.3

NET YARDS RUSHING	2017	1994
Avg. Per Game	126.1	124.6
Total Rushes	487	466

NET YARDS PASSING	2825	3688
Avg. Per Game	176.6	230.5
Sacked/Yards Lost	47/261	27/156
Gross Yards	3086	3844
Attempts/Completions	476/289	573/370
Completion Pct.	60.7	64.6
Had Intercepted	10	18

PUNTS/AVERAGE	79/44.7	62/43.1
---------------	---------	---------

NET PUNTING AVG.	79/40.5	62/38.0
------------------	---------	---------

PENALTIES/YARDS	98/872	97/873
-----------------	--------	--------

FUMBLES/BALL LOST	17/6	25/7
-------------------	------	------

TOUCHDOWNS	31	38
Rushing	12	22
Passing	16	14
Returns	3	2

SCORE BY PERIOD	Q1	Q2	Q3	Q4	OT	PTS
BILLS	40	105	58	93	6	302
OPPONENTS	56	97	94	112	0	359

SCORING	TD	R	Pa	Rt	K-PAT	FG	S	PTS
Hauschka	0	0	0	0	29/29	29/33	-	116
McCoy	8	6	2	0	0/0	0/0	0	48
Taylor	4	4	0	0	0/0	0/0	0	24
Holmes	3	0	3	0	0/0	0/0	0	18
C. Clay	2	0	2	0	0/0	0/0	0	12
Z. Jones	2	0	2	0	0/0	0/0	0	12
Z. Jones	2	0	2	0	0/0	0/0	0	12
Benjamin	1	0	1	0	0/0	0/0	0	6
Matthews	1	0	1	0	0/0	0/0	0	6
Milano	0	0	0	1	0/0	0/0	0	6
Poyer	1	0	0	1	0/0	0/0	0	6
Tate	1	0	1	0	0/0	0/0	0	6
L. Thomas	1	0	1	0	0/0	0/0	0	6
Thompson	1	0	1	0	0/0	0/0	0	6
Tolbert	1	1	0	0	0/0	0/0	0	6
White	1	0	0	1	0/0	0/0	0	6
K. Williams	1	0	0	0	0/0	0/0	0	6
BILLS	31	12	16	3	29/28	29/33	0	302
OPP	38	22	14	2	35/36	32/35	0	359

**SACKS:** Hughes 4, Lawson 4, Alexander 3, Davis 3, Williams 3, Poyer 2, Thornton 2, Capi 1, Darius 1, Humber 1, Washington 1, Yarbrough 1, (group) 1  
**BILLS:** 27.0  
**OPP:** 47.0

RUSHING	No.	Yds	Avg	Long	TD
McCoy	287	1138	4.0	48†	6
Taylor	84	427	5.1	32	4
Tolbert	66	247	3.7	25	1
Cadet	22	93	4.2	12	1
Webb	8	54	6.8	22	0
Murphy	7	41	5.9	25	0
Peterman	7	23	3.3	9	0
K. Williams	1	0	1.0	1†	1
K. Clay	1	0	0.0	0	0
DiMarco	2	-2	-1.0	0	0
Thompson	2	-5	-2.5	0	0
BILLS	487	2017	4.1	48†	12
OPP	466	1994	4.3	51	22

RECEIVING	No.	Yds	Avg	Long	TD
McCoy	59	448	7.6	39	4
C. Clay	49	558	11.4	44	1
Z. Jones	27	316	11.7	33	2
Thompson	27	430	15.9	46	3
Matthews	25	282	11.3	47	0
O'Leary	22	322	14.6	32	4
Benjamin	16	217	13.6	35	1
Tolbert	14	78	5.6	12	1
Cadet	13	93	7.2	16	0
Holmes	13	120	9.2	36	0
L. Thomas	7	67	9.6	22†	0
DiMarco	7	28	4.0	9	0
Tate	6	81	13.5	24	1
Murphy	2	7	3.5	5	1
K. Clay	1	28	28.0	28	0
T. Jones	1	11	11.0	11	0
BILLS	289	3086	10.7	47	16
OPP	306	3844	10.4	77†	14

INTERCEPTIONS	No.	Yds	Avg	Long	TD
Hyde	5	64	12.8	37	0
Poyer	5	33	6.6	19†	1
White	4	86	21.5	63	0
Wright	1	54	54.0	54	0
Elston	1	22	22.0	22	0
Milano	1	15	15.0	15	0
Gaines	1	1	1.0	1	0
BILLS	18	275	15.3	63	1
OPP	10	190	19.0	59†	1

PUNTING	No.	Yds	Avg	Net	TB	In	lg	B
Schmidt	79	3529	44.7	40.5	6	28	60	0
BILLS	79	3529	44.7	40.5	6	28	60	0
OPP	62	2670	43.1	38.0	5	22	58	0

PUNT RETURNS	Ret	FC	Yds	Avg	Long	TD
Tate	20	6	193	9.7	40	0
K. Clay	2	1	2	1.0	2	0
Hyde	2	6	18	9.0	12	0
BILLS	24	13	213	8.9	40	0
OPP	38	16	210	5.5	26	0

KICKOFF RETURNS	No.	Yds	Avg	Long	TD
Tate	28	548	19.6	29	0
T. Jones	2	50	20.6	27	0
DiMarco	1	24	24.0	24	0
Murphy	1	18	18.0	18	0
BILLS	32	640	20.0	29	0
OPP	31	681	22.0	61	0

FIELD GOALS	1-19	20-29	30-39	40-49	50+
Hauschka	0/0	6/6	9/9	7/9	7/9
BILLS	0/0	6/6	9/9	7/9	7/9
OPP	0/0	12/12	11/12	5/7	4/4

## USUAL STARTERS

### OFFENSE

WR	11	Zay Jones
LT	73	Dion Dawkins
LG	64	Richie Incognito
C	70	Eric Wood
RG	62	Vladimir Ducasse
RT	79	Jordan Mills
TE	85	Charles Clay
QB	5	Tyrod Taylor
RB	25	LeSean McCoy
FB	42	Pat DiMarco
WR	10	Deonte Thompson

### DEFENSE

DE	55	Jerry Hughes
DT	95	Kyle Williams
DT	92	Adolphus Washington
DE	90	Shaq Lawson
MLB	52	Preston Brown
LB	57	Lorenzo Alexander
LB	50	Ramon Humber
LCB	27	Tre'Davious White
RCB	24	E.J. Gaines
FS	21	Jordan Poyer
SS	23	Micah Hyde

PASSING	Att	Cmp	Yds	Cmp%	Yds/Att	TD	TD%	Int	Int%	Long	Sack/Lost	Rating
Taylor	420	263	2799	62.6	6.66	14	3.3	4	1.0	47	46/256	89.2
Peterman	49	24	252	49.0	5.14	2	4.1	5	10.2	21	1/5	38.4
Webb	7	2	35	28.6	5.00	0	0.0	1	14.3	34	0/0	8.3
TEAM	476	289	3086	60.7	6.48	16	3.4	10	2.1	47	47/261	82.1
OPPONENTS	573	370	3844	64.6	6.71	14	2.4	18	3.1	77†	27/156	78.9





# 2018 SEASON STATISTICS

6-10 | 3RD IN AFC EAST | HEAD COACH SEAN MCDERMOTT

Date	W/L	Score	Opponent	Attendance
9/9	L	3-47	at Baltimore	70,591
9/16	L	20-31	L.A. Chargers	69,187
9/23	W	27-6	at Minnesota	66,800
9/30	L	0-22	at Green Bay	78,312
10/7	W	13-12	Tennessee	68,202
10/14	L	13-20	at Houston	71,638
10/21	L	5-37	at Indianapolis	56,848
10/29	L	6-25	New England	70,109
11/4	L	9-41	Chicago	68,749
11/11	W	41-10	at New York Jets	77,982
11/25	W	24-21	Jacksonville	57,799
12/2	L	17-21	at Miami	65,155
12/9	L	23-27	New York Jets	59,119
12/16	W	14-13	Detroit	59,110
12/23	L	12-24	at New England	65,878
12/30	W	42-17	Miami	65,420

## TOTAL FIRST DOWNS

	BUF	OPP
Rushing	108	111
Passing	137	157
Penalty	38	25
3rd Down: Made/Att	68/215	74/203
3rd Down Pct.	31.6	36.5
4th Down: Made/Att	7/18	6/11
4th Down Pct.	38.9	54.5

## POSSESSION AVG.

	30:29	29:31
--	-------	-------

## TOTAL NET YARDS

	BUF	OPP
Avg. Per Game	298.6	294.1
Total Plays	1008	968
Avg. Per Play	4.7	4.9

## NET YARDS RUSHING

	BUF	OPP
Avg. Per Game	124.0	114.9
Total Rushes	468	440

## NET YARDS PASSING

	BUF	OPP
Avg. Per Game	279.4	286.7
Sacked/Yards Lost	41/288	36/217
Gross Yards	3082	3084
Attempts/Completions	499/271	492/313
Completion Pct.	54.3	63.6
Had Intercepted	23	16

## PUNTS/AVERAGE

	82/42.8	80/44.4
--	---------	---------

## NET PUNTING AVG.

	82/37.5	80/40.9
--	---------	---------

## PENALTIES/YARDS

	116/992	99/976
--	---------	--------

## FUMBLES/BALL LOST

	23/9	30/11
--	------	-------

## TOUCHDOWNS

	BUF	OPP
Rushing	15	17
Passing	13	22
Returns	1	5

## SCORE BY PERIOD

	Q1	Q2	Q3	Q4	OT	PTS
BILLS	80	52	63	74	0	269
OPPONENTS	64	168	40	102	0	374

## SCORING

TD	R	Pa	Rt	K-PAT	FG	S	PTS
Hauschka	0	0	0	0	25/26	22/28	-91
Allen	8	8	0	0	0/0	0/0	0 48
Z. Jones	7	0	7	0	0/0	0/0	1 24
McCoy	3	3	0	0	0/0	0/0	0 18
Foster	3	0	3	0	0/0	0/0	0 18
McKenzie	2	2	0	0	0/0	0/0	0 12
Croom	2	0	1	1	0/0	0/0	0 12
Dawkins	1	0	1	0	0/0	0/0	0 6
Peterman	1	1	0	0	0/0	0/0	0 6
Ivory	1	1	0	0	0/0	0/0	0 6
Benjamin	1	0	1	0	0/0	0/0	0 6
BILLS	29	15	13	1	25/26	22/28	1 269
OPP	44	17	22	5	36/39	24/27	1 374

**SACKS:** Hughes 7, Alexander 6.5, Williams 5, Lawson 4, T.Murphy 4, Poyer 2, Edmunds 2, Bush 1.5, Neal 1, Stanford 1, Milano 1, T.Johnson 1  
**BILLS:** 36.0  
**OPP:** 41.0

## RUSHING

No.	Yds	Avg	Long	TD	
Allen	89	631	7.1	45	8
McCoy	161	514	3.2	28	3
Ivory	115	385	3.3	21	1
M.Murphy	52	250	4.8	30	0
Ford	21	79	3.8	11	0
McKenzie	10	66	6.6	15	2
Peterman	10	50	5.0	24	1
DiMarco	1	9	9.0	9	0
McCloud	2	4	2.0	7	0
Z. Jones	1	0	0.0	0	0
Bojorquez	1	0	0.0	0	0
Anderson	1	-1	-1.0	-1	0
Pryor	1	-1	-1.0	-1	0
Barkley	3	-2	-0.7	0	0
BILLS	468	1984	4.2	45	15
OPP	440	1839	4.2	43	17

## RECEIVING

No.	Yds	Avg	Long	TD	
Z. Jones	56	652	11.6	57	7
McCoy	34	238	7.0	24	0
Foster	27	541	20.0	75	3
Benjamin	23	354	15.4	40	1
Croom	22	259	11.8	26	1
Clay	21	184	8.8	21	0
McKenzie	18	179	9.9	23	0
Ivory	13	205	15.8	55	1
Holmes	12	157	13.1	24	0
L. Thomas	12	77	6.4	24	0
M. Murphy	11	26	2.4	8	0
McCloud	5	36	7.2	16	0
DiMarco	3	62	20.7	38	1
D. Thompson	3	37	12.3	14	1
Ford	3	21	7.0	8	0
Pryor	2	17	8.5	11	0
Kerley	2	7	3.5	4	0
Williams	1	9	9.0	9	0
C. Phillips	1	9	9.0	9	0
Dawkins	1	7	7.0	7	0
Lee	1	5	5.0	5	0
Hauschka	0	0	0	0	0
T. Jones	0	0	0	0	0
Allen	0	0	0	0	0
BILLS	271	3082	11.4	75	13
OPP	313	3084	9.9	43	22

## INTERCEPTIONS

No.	Yds	Avg	Long	TD	
Poyer	4	11	2.8	11	0
Milano	5	41	13.7	29	0
White	2	37	18.5	37	0
Edmunds	2	19	9.5	17	0
Hyde	2	16	8.0	16	0
Alexander	2	9	4.5	8	0
T. Johnson	1	0	0.0	0	0
BILLS	16	133	8.3	37	0
OPP	23	347	15.1	84	4

## PUNTING

No.	Yds	Avg	Net	Tb	In	Lg	B	
Bojorquez	45	2028	45.1	39.4	4	22	60	1
Darr	20	809	40.5	36.3	1	5	55	0
Schmidt	16	676	42.3	33.8	2	4	55	0
BILLS	82	3513	42.8	37.5	7	31	60	1
OPP	80	3555	44.4	40.9	4	31	70	0

## PUNT RETURNS

Ret	FC	Yds	Avg	Long	TD	
McKenzie	14	3	87	6.2	21	0
Hyde	9	10	75	8.3	31	0
McCloud	4	2	20	5.0	13	0
M. Murphy	2	2	15	7.5	9	0
Kerley	2	0	10	5.0	6	0
BILLS	31	17	207	6.7	31	0
OPP	34	18	297	8.7	51	0

## KICKOFF RETURNS

No.	Yds	Avg	Long	TD	
M. Murphy	13	324	24.9	49	0
McKenzie	12	237	19.8	33	0
Bolden	5	116	23.2	28	0
T. Jones	5	89	17.8	27	0
Thomas	1	23	23.0	23	0
McCloud	1	18	18.0	18	0
C. Thompson	1	0	0.0	0	0
BILLS	38	807	21.2	49	0
OPP	34	754	22.2	86	0

## FIELD GOALS

	1-19	20-29	30-39	40-49	50+
Hauschka	0/0	3/3	8/8	7/10	4/7
BILLS	0/0	3/3	8/8	7/10	4/7
OPP	0/0	9/9	6/6	4/6	5/6

## USUAL STARTERS

### OFFENSE

WR	11	Zay Jones
LT	73	Dion Dawkins
LG	62	Vladimir Ducasse
C	66	Russell Bodine
RG	76	John Miller
RT	79	Jordan Mills
TE	85	Charles Clay
QB	17	Josh Allen
RB	25	LeSean McCoy
FB	42	Pat DiMarco
WR	13	Kelvin Benjamin

### DEFENSE

DE	55	Jerry Hughes
DT	95	Kyle Williams
DT	98	Star Lotulelei
DE	93	Trent Murphy
MLB	49	Tremaine Edmunds
LB	58	Matt Milano
LB	57	Lorenzo Alexander
LCB	27	Tre'Davious White
RCB	47	Levi Wallace
FS	21	Jordan Poyer
SS	23	Micah Hyde

## PASSING

Att	Cmp	Yds	Cmp%	Yds/Att	TD	TD%	Int	Int%	Long	Sack/Lost	Rating
Allen	320	169	2074	52.8	6.5	10	3.1	12	3.8	75	67.9
Anderson	70	42	465	60.0	6.6	0	0.0	4	5.7	40	56.0
Peterman	81	44	296	54.3	3.7	1	1.2	7	8.6	26	30.7
Barkley	25	15	232	60.0	9.3	2	8.0	0	0.0	47	117.4
L. Thomas	1	1	15	100.0	15.0	0	0.0	0	0.0	15	118.8
Bojorquez	1	0	0	0.0	0.0	0	0.0	0	0.0	0	39.6
Z. Jones	1	0	0	0.0	0.0	0	0.0	0	0.0	0	39.6
TEAM	476	289	3086	60.7	6.48	16	3.4	10	2.1	47	82.1



# 2019 SEASON STATISTICS

10-6 | 2ND IN AFC EAST | HEAD COACH SEAN McDERMOTT

Date	W/L Score	Opponent	Attendance
9/8	W 17-16	at N.Y. Jets	78,523
9/15	W 28-14	at N.Y. Giants	74,569
9/22	W 21-17	Cincinnati	69,448
9/29	L 10-16	New England	70,317
10/6	W 14-7	at Tennessee	66,910
10/20	W 31-21	Miami	68,340
10/27	L 13-31	Philadelphia	69,435
11/3	W 24-9	Washington	67,685
11/10	L 16-19	at Cleveland	67,431
11/17	W 37-20	at Miami	64,187
11/24	W 20-3	Denver	67,338
11/28	W 26-15	at Dallas	90,445
12/8	L 17-24	Baltimore	69,134
12/15	W 17-10	at Pittsburgh	64,694
12/21	L 17-24	at New England	65,878
12/29	L 6-13	N.Y. Jets	69,016

## AFC WILD CARD PLAYOFF

1/4	L 19-22	at Houston	71,699
-----	---------	------------	--------

## TOTAL FIRST DOWNS

Rushing	314	295
Passing	120	93
Penalty	162	169
3rd Down: Made/Att	32	33
3rd Down Pct.	76/212	76/212
4th Down: Made/Att	35.8	35.8
4th Down Pct.	8/18	8/21
4th Down Pct.	44.4	38.1

## POSSESSION AVG.

29:59	30:01
-------	-------

## TOTAL NET YARDS

5283	4772	
Avg. Per Game	330.2	298.3
Total Plays	1018	985
Avg. Per Play	5.2	4.8

## NET YARDS RUSHING

2054	1649	
Avg. Per Game	128.4	103.1
Total Rushes	465	388

## NET YARDS PASSING

3229	3123	
Avg. Per Game	201.8	195.2
Sacked/Yards Lost	40/247	44/298
Gross Yards	3476	3421
Attempts/Completions	513/299	553/348
Completion Pct.	58.3	62.9
Had Intercepted	12	14

## PUNTS/AVERAGE

80/41.4	84/44.7
---------	---------

## NET PUNTING AVG.

80/37.7	84/40.8
---------	---------

## PENALTIES/YARDS

117/927	94/815
---------	--------

## FUMBLES/BALL LOST

23/7	24/9
------	------

## TOUCHDOWNS

35	30	
Rushing	13	12
Passing	21	15
Returns	1	3

## SCORE BY PERIOD

	Q1	Q2	Q3	Q4	OT	PTS
BILLS	43	107	55	109	0	314
OPPONENTS	52	61	66	80	0	259

## SCORING

TD	R	Pa	Rt	K-PAT	FG	S	PTS	
Hauschka	0	0	0	30/32	22/28	0	96	
Allen	9	9	0	0/0	0/0	0	56	
Beasley	6	0	6	0/0	0/0	0	40	
Brown	6	0	6	0/0	0/0	0	36	
Singletary	4	2	2	0/0	0/0	0	24	
Gore	2	2	0	0/0	0/0	0	12	
Knox	2	0	2	0/0	0/0	0	12	
Dawkins	1	0	1	0/0	0/0	0	6	
Hyde	1	0	0	1/0	0/0	0	6	
Kraft	1	0	1	0/0	0/0	0	6	
McKenzie	1	0	1	0/0	0/0	0	6	
Smith	1	0	1	0/0	0/0	0	6	
Williams	1	0	1	0/0	0/0	0	6	
Edmunds	0	0	0	0/0	0/0	1	2	
BILLS	35	13	21	1	30/32	22/28	1	314
OPP	30	12	15	3	21/25	16/26	1	259

2-Pt Conversions: **BILLS** 3-3, **OPP** 4-5

## SACKS:

J. Phillips 9.5, Lawson 6.5, T. Murphy 5, Oliver 5, Hughes 4.5, L. Alexander 2, Lotulelei 2, Edmunds 1.5, Milano 1.5, D. Johnson 1, K. Johnson 1, Ta. Johnson 1, Luiget LG 1, Luiget TM 1, Poyer 1, White 1, H. Phillips 0.5  
**BILLS:** 44.0  
**OPP:** 40.0

## RUSHING

No.	Yds	Avg	Long	TD	
Singletary	151	775	5.1	38	2
Gore	166	599	3.6	41	2
Allen	109	510	4.7	36	9
Yeldon	17	63	3.7	12	0
McKenzie	8	49	6.1	16	0
Foster	2	29	14.5	22	0
Knox	1	9	9.0	9	0
Brown	2	7	3.5	4	0
DiMarco	3	7	2.3	4	0
Roberts	1	7	7.0	7	0
Perry	3	3	1.0	6	0
Barkley	2	-4	-2.0	0	0
BILLS	465	2054	4.4	41	13
OPP	388	1649	4.3	65†	12

## RECEIVING

No.	Yds	Avg	Long	TD	
Brown	72	1060	14.7	53†	6
Beasley	67	778	11.6	51	6
Singletary	29	194	6.7	49	2
Knox	28	388	13.9	49	2
McKenzie	27	254	9.4	46	1
Yeldon	13	124	9.5	23	0
Gore	13	100	7.7	18	0
Williams	12	166	13.8	41	1
Sweeney	8	114	14.3	29	0
Jones	7	69	9.9	23	0
Kraft	6	71	11.8	20	1
DiMarco	5	31	8.2	27	0
Smith	4	31	7.8	9	1
Foster	3	64	21.3	24	0
Roberts	3	20	6.7	7	0
Dawkins	1	1	1.0	1	1
Perry	1	1	1.0	1	0
BILLS	299	3476	11.6	53†	21
OPP	348	3421	9.8	61†	15

## INTERCEPTIONS

No.	Yds	Avg	Long	TD	
White	6	57	9.5	49	0
Wallace	2	2	1.0	2	0
Poyer	2	0	0.0	0	0
Edmunds	1	0	0.0	0	0
Hyde	1	0	0.0	0	0
Lotulelei	1	0	0.0	0	0
T. Murphy	1	0	0.0	0	0
BILLS	14	59	4.2	49	0
OPP	12	159	13.3	33	1

## PUNTING

No.	Yds	Avg	Net	TB	IN	Lg	B	
Bojarquez	79	3313	41.9	37	7	34	67	
BILLS	79	3313	41.9	37	7	34	67	
OPP	84	3751	44.7	40	8	27	63	0

## PUNT RETURNS

Ret	FC	Yds	Avg	Long	TD	
Roberts	28	15	223	8.0	22	0
Hyde	3	5	16	5.3	10	0
McKenzie	1	1	4	4.0	4	0
BILLS	32	21	243	7.6	22	0
OPP	18	26	157	8.7	60	0

## KICKOFF RETURNS

No.	Yds	Avg	Long	TD	
Roberts	25	664	26.6	66	0
McKenzie	3	65	21.7	24	0
Hyde	2	47	23.5	45†	1
DiMarco	1	24	24.0	24	0
Perry	1	2	2.0	2	0
BILLS	32	802	25.1	66	1
OPP	30	691	23.0	101†	1

## FIELD GOALS

1-19	20-29	30-39	40-49	50+	
Hauschka	0/0	5/5	7/8	9/10	1/5
[43G]([34G,45G,62N])(46G,49N)([39G,43G,45G]					
[53N])(42G)([34N,53N])(51G,34G,21G)([39G,23G]					
[50N,41G,26G])([36G,47G,48G])([36G])([35G])(28G,					
29G)					
BILLS	0/0	5/5	7/8	9/10	1/5
OPP	0/0	4/4	6/10	5/8	1/4

## USUAL STARTERS

### OFFENSE

WR	10	Cole Beasley
LT	73	Dion Dawkins
LG	67	Quinton Spain
C	60	Mitch Morse
RG	76	Jon Feliciano
RT	70	Cody Ford
TE	88	Dawson Knox
QB	17	Josh Allen
RB	26	Devin Singletary
FB	19	Pat DiMarco
WR	15	John Brown

### DEFENSE

DE	55	Jerry Hughes
DT	97	Jordan Phillips
DT	98	Star Lotulelei
DE	93	Trent Murphy
MLB	49	Tremaine Edmunds
LB	58	Matt Milano
LB	57	Lorenzo Alexander
LCB	27	Tre'Davious White
RCB	47	Levi Wallace
FS	21	Jordan Poyer
SS	23	Micah Hyde

## PASSING

	Att	Cmp	Yds	Cmp%	Yds/Att	TD	TD%	Int	Int%	Long	Sack/Lost	Rating
Allen	461	271	3089	58.8	6.70	20	4.3	9	2.0	53†	38/237	85.3
Barkley	51	27	359	52.9	7.04	0	0.0	3	5.9	41	2/10	51.0
Brown	1	1	28	100.0	28.00	1	100.0	0	0.0	28†	0/0	158.3
TEAM	513	299	3476	58.3	6.78	21	4.1	12	2.3	53†	40/247	82.8
OPPONENTS	553	348	3421	62.9	6.19	15	2.7	14	2.5	61†	4/298	78.8



# 2020 SEASON STATISTICS

13-3 | 1ST IN AFC EAST | HEAD COACH SEAN MCDERMOTT

Date	W/L Score	Opponent	Attendance
9/13	W 27-17	N.Y. Jets	N/A
9/20	W 31-28	at Miami	11,075
9/27	W 35-32	L.A. Rams	N/A
10/04	W 30-23	at Las Vegas	N/A
10/13	L 16-42	at Tennessee	8,403
10/19	L 17-26	Kansas City	N/A
10/25	W 18-10	at N.Y. Jets	N/A
11/01	W 24-21	New England	N/A
11/08	W 44-34	Seattle	N/A
11/15	L 30-32	at Arizona	4,200
11/29	W 27-17	L.A. Chargers	N/A
12/07	W 34-24	at San Francisco	N/A
12/13	W 26-15	Pittsburgh	N/A
12/19	W 48-19	at Denver	N/A
12/28	W 38-9	at New England	N/A
1/03	W 56-26	Miami	N/A

**AFC WILD CARD PLAYOFF**  
1/9 W 27-24 Indianapolis 6,722

**AFC DIVISIONAL PLAYOFF**  
1/16 W 17-3 Baltimore 6,722

**AFC CHAMPIONSHIP**  
1/24 L 24-38 at Kansas City 16,993

	BUF	OPP
<b>TOTAL FIRST DOWNS</b>	397	351
Rushing	119	125
Passing	240	199
Penalty	38	27
3rd Down: Made/Att	93/187	76/191
3rd Down Pct.	49.7	39.8
4th Down: Made/Att	8/10	11/19
4th Down Pct.	80.0	57.9

**POSSESSION AVG.** 31:45 28:15

	BUF	OPP
<b>TOTAL NET YARDS</b>	6343	5640
Avg. Per Game	396.4	352.5
Total Plays	1034	1025
Avg. Per Play	6.1	5.5

	BUF	OPP
<b>NET YARDS RUSHING</b>	1723	1914
Avg. Per Game	107.7	119.6
Total Rushes	411	414

	BUF	OPP
<b>NET YARDS PASSING</b>	4620	3726
Avg. Per Game	288.8	232.9
Sacked/Yards Lost	27/166	38/220
Gross Yards	4786	3946
Attempts/Completions	596/410	573/369
Completion Pct.	68.8	64.4
Had Intercepted	11	15

**PUNTS/AVERAGE** 41/50.8 63/46.0

**NET PUNTING AVG.** 41/44.0 63/39.5

**PENALTIES/YARDS** 102/941 86/728

**FUMBLES/BALL LOST** 18/11 22/11

	BUF	OPP
<b>TOUCHDOWNS</b>	60	44
Rushing	16	21
Passing	40	23
Returns	4	0

SCORE BY PERIOD	Q1	Q2	Q3	Q4	OT	PTS
BILLS	90	175	92	144	0	501
OPPONENTS	49	97	101	128	0	375

SCORING	TD	Ru	Pa	Rt	K-PAT	FG	S	PTS
Bass	0	0	0	0	57/59	28/34	0	141
Allen	9	8	1	0			0	54
Diggs	8	0	8	0			0	48
Davis	7	0	7	0			0	42
McKenzie	6	0	5	1			0	36
Moss	5	4	1	0			0	30
Beasley	4	0	4	0			0	24
Brown	3	0	3	0			0	18
Knox	3	0	3	0			0	18
Kroft	3	0	3	0			0	18
Singletonary	2	2	0	0			0	12
L. Smith	2	2	0	0			0	12
A. Williams	2	2	0	0			0	12
Gilliam	1	0	1	0			0	6
Hughes	1	0	0	1			0	6
T. Johnson	1	0	0	1			0	6
Kumerow	1	0	1	0			0	6
Norman	1	0	0	1			0	6
Yeldon	1	0	1	0			0	6
BILLS	60	16	40	4	57/59	28/34	0	501
OPP	44	21	23	0	32/37	23/25	0	375

2-Pt Conversions: BILLS 0-1, OPP 5-7

**SACKS:** Addison 5, Klein 5, Hughes 4.5, Milano 3.5, Jefferson 3, Oliver 3, Edmunds 2, Murphy 2, Poyer 2, Marlowe 1.5, White 1.5, Dodson 1, Epenesa 1, D. Johnson 1, Johnson 1, Zimmer 1  
BILLS: 38.0  
OPP: 27.0

RUSHING	No.	Yds	Avg	Long	TD
Singletonary	156	687	4.4	51t	2
Moss	112	481	4.3	31	4
Allen	102	421	4.1	24t	8
Yeldon	10	70	7.0	34	0
A. Williams	12	63	5.3	18t	2
McKenzie	10	9	0.9	14	0
Diggs	1	1	1.0	1	0
Davis	1	0	0.0	0	0
Roberts	1	-3	-3.0	-3	0
Barkley	6	-6	-1.0	-1	0
BILLS	411	1723	4.2	51t	16
OPP	414	1914	4.6	33	21

RECEIVING	No.	Yds	Avg	Long	TD
Diggs	127	1535	12.1	55	8
Beasley	82	967	11.8	35	4
Singletonary	38	269	7.1	34	0
Davis	35	599	17.1	56t	7
Brown	33	458	13.9	46t	3
McKenzie	30	282	9.4	46	5
Knox	24	288	12.0	36	3
Moss	14	95	6.8	20	1
Kroft	12	119	9.9	38	3
L. Smith	4	35	8.8	27	2
Roberts	4	34	8.5	16	0
Gilliam	2	16	8.0	15	1
Kumerow	1	22	22.0	22t	1
Yeldon	1	22	22.0	22t	1
A. Williams	1	20	20.0	20	0
Neal	1	13	13.0	13	0
Allen	1	12	12.0	12t	1
BILLS	410	4786	11.7	56t	40
OPP	369	3946	10.7	69t	23

INTERCEPTIONS	No.	Yds	Avg	Long	TD
White	3	28	9.3	28	0
Marlowe	2	39	19.5	23	0
Poyer	2	14	7.0	14	0
Wallace	2	0	0.0	0	0
T. Johnson	1	51	51.0	51t	1
Hyde	1	33	33.0	33	0
Norman	1	16	16.0	16t	1
Jackson	1	6	6.0	6	0
Milano	1	0	0.0	0	0
Hughes	1	-3	-3.0	-3	0
BILLS	15	184	12.3	51t	2
OPP	11	139	12.6	68	0

PUNTING	No.	Yds	Avg	Net	TB	In	Lg	B
Bojorquez	41	2082	50.8	44.0	7	18	72	0
BILLS	41	2082	50.8	44.0	7	18	72	0
OPP	63	2896	46.0	39.5	2	21	64	0

PUNT RETURNS	Ret	Yds	Avg	Long	TD	
Roberts	29	12	286	9.9	38	0
Hyde	1	0	0.0	0	0	
McKenzie	1	1	84	84	84t	1
BILLS	31	13	370	11.9	84t	1
OPP	16	6	138	8.6	40	0

KICKOFF RETURNS	No.	Yds	Avg	Long	TD
Roberts	32	961	30.0	60	0
McKenzie	2	32	16.0	27	0
Hyde	1	3	3.0	3	0
J. Johnson	1	-1	-1.0	-1	0
BILLS	36	995	27.6	60	0
OPP	30	537	17.9	35	0

FIELD GOALS	1-19	20-29	30-39	40-49	50+
Bass	1/1	9/9	6/9	8/9	4/6
(38N, 34N, 22G, 19G)(39G)(34G)(43G)(48G, 52N)					
(45N, 53G, 48G, 46G, 37G, 37N, 29G, 40G)(28G)(44G, 61N, 22G, 31G)(54G, 55G, 58G)(45G, 43G)(37G, 28G)					
(34G, 23G)(27G, 27G)(22G)(31G)(52G, 45G)					
(53N, 30G)(54G, 39G, 25G)(37G, 30G)(29G)(43G, 33G)					
(45G, 44G)(23G, 42G, 21G, 45G)(27G)(45G)(51N)					
(45G)(49G, 32G)					
BILLS	1/1	9/9	6/9	8/9	4/6
OPP	0/0	5/5	7/7	9/9	2/4

### USUAL STARTERS

#### OFFENSE

WR	10	Cole Beasley
LT	73	Dion Dawkins
LG	65	Ike Boettger
C	60	Mitch Morse
RG	76	Jon Feliciano
RT	70	Daryl Williams
TE	88	Dawson Knox
QB	17	Josh Allen
RB	26	Devin Singletonary
WR	13	Gabriel Davis
WR	14	Stefon Diggs

#### DEFENSE

DE	55	Jerry Hughes
DT	94	Vernon Butler
DT	91	Ed Oliver
DE	97	Mario Addison
LB	49	Tremaine Edmunds
LB	58	Matt Milano
NCB	24	Taron Johnson
LCB	27	Tre'Davious White
RCB	47	Levi Wallace
FS	21	Jordan Poyer
SS	23	Micah Hyde

PASSING	Att	Cmp	Yds	Cmp%	Yds/Att	TD	TD%	Int	Int%	Long	Sack/Lost	Rating
Allen	572	396	4544	69.2	7.94	37	6.5	10	1.7	55	26/159	107.2
Barkley	21	11	197	52.4	9.38	1	4.8	1	4.8	56t	1/7	80.9
Beasley	1	1	20	100.0	20.0	1	100.0	0	0.0	20t	0/0	158.3
J. Johnson	1	1	13	100.0	13.0	0	0.0	0	0.0	13	0/0	118.8
McKenzie	1	1	12	100.0	12.0	1	100.0	0	0.0	12t	0/0	156.3
TEAM	596	410	4786	68.8	8.03	40	6.7	11	1.8	56t	27/166	107.6
OPPONENTS	573	369	3946	64.4	6.89	23	4.0	15	2.6	69t	38/220	86.9



# 2021 SEASON STATISTICS

11-6 | 1ST IN AFC EAST | HEAD COACH SEAN MCDERMOTT

Date	W/L Score	Opponent	Attendance
9/12	L 16-23	Pittsburgh	69,787
9/19	W 35-0	at Miami	65,040
9/26	W 43-21	Washington	68,434
10/03	W 40-0	Houston	68,087
10/10	W 38-20	at Kansas City	73,389
10/18	L 31-34	at Tennessee	69,419
10/31	W 26-11	vs. Miami	69,355
11/07	L 6-9	at Jacksonville	63,110
11/14	W 45-17	at N.Y. Jets	77,625
11/21	L 15-41	Indianapolis	69,866
11/25	W 31-6	at New Orleans	69,170
12/06	L 10-14	New England	69,694
12/12	L 27-33	at Tampa Bay	65,655
12/19	W 31-14	Carolina	65,398
12/26	W 33-21	at New England	65,878
1/02	W 29-15	Atlanta	64,948
1/09	W 27-10	N.Y. Jets	64,783

**AFC WILD CARD PLAYOFF**  
1/15 W 47-17 New England 69,188

**AFC DIVISIONAL PLAYOFF**  
1/23 L 36-42 Kansas City 73,242

TOTAL FIRST DOWNS	BUF	OPP
Rushing	398	285
Passing	134	108
Penalty	236	138
3rd Down: Made/Att	28	39
3rd Down Pct.	103/222	66/214
4th Down: Made/Att	46.4	30.8
4th Down Pct.	11/22	16/35
	50.0	45.7

**POSSESSION AVG.** 31:34 28:26

TOTAL NET YARDS	BUF	OPP
Avg. Per Game	6493	4637
Total Plays	381.9	272.8
Avg. Per Play	1143	1014
	5.7	4.6

NET YARDS RUSHING	BUF	OPP
Avg. Per Game	2209	1866
Total Rushes	129.9	109.8
	461	442

NET YARDS PASSING	BUF	OPP
Avg. Per Game	4284	2771
Sacked/Yards Lost	252.0	163.0
Gross Yards	27/166	42/276
Attempts/Completions	4450	3047
Completion Pct.	655/415	530/297
Had Intercepted	63.4	56.0
	16	19

**PUNTS/AVERAGE** 53/42.1 75/45.3

**NET PUNTING AVG.** 53/37.6 75/39.7

**PENALTIES/YARDS** 113/980 102/844

**FUMBLES/BALL LOST** 24/6 23/11

TOUCHDOWNS	BUF	OPP
Rushing	57	32
Passing	20	19
Returns	36	12
	1	1

SCORE BY PERIOD	Q1	Q2	Q3	Q4	OT	PTS
BILLS	102	123	107	151	0	483
OPPONENTS	37	115	37	94	6	289

SCORING	TD	Ru	Pa	Rt	K-PAT	FG	S	PTS
Bass	0	0	0	0	51/51	28/32	0	135
Diggs	100	100					0	60
Knox	9	0	0	0			0	54
Singletary	8	7	1	0			0	48
Allen	6	6	0	0			0	40
Davis	6	0	6	0			0	36
Moss	5	4	1	0			0	30
Sanders	4	0	4	0			0	24
Breida	3	1	2	0			0	18
McKenzie	2	1	1	0			0	12
Beasley	1	0	1	0			0	8
Hyde	1	0	0	1			0	6
Sweeney	1	0	1	0			0	6
Trubisky	1	1	0	0			0	6
BILLS	57	20	36	1	51/51	28/32	0	483
OPP	32	19	12	26/26	21/23	1	289	

2-Pt Conversions: BILLS 3-6, OPP 3-5

**SACKS:** Addison 7, Oliver 4, Rousseau 4, Obada 3.5, T. Johnson 3, Lotulelei 3, Milano 3, Poyer 3, Basham Jr. 2.5, Hughes 2, Epenesa 1.5, Ankou 1G 1, Ankou TM 1, Hyde 1, Phillips 1, Zimmer 1, (group) 1, White 0.5  
BILLS: 42.0  
OPP: 27.0

RUSHING	No.	Yds	Avg	Long	TD
Singletary	188	870	4.6	46t	7
Allen	122	763	6.3	34	6
Moss	96	345	3.6	17	4
Breida	26	125	4.8	28	1
McKenzie	9	47	5.2	10	1
Sanders	2	31	15.5	24	0
Trubisky	13	24	1.8	22	1
Knox	0	4	---	4	0
Gilliam	3	3	1.0	2	0
Webb	2	-3	-1.5	-1	0
BILLS	461	2209	4.8	46t	20
OPP	442	1866	4.2	76t	19

RECEIVING	No.	Yds	Avg	Long	TD
Diggs	103	1225	11.9	61	10
Beasley	82	693	8.5	29t	1
Knox	49	587	12.0	53t	9
Sanders	42	626	14.9	41	4
Singletary	40	228	5.7	19	1
Davis	35	549	15.7	49	6
Moss	23	197	8.6	24	1
McKenzie	20	178	8.9	28	1
Sweeney	9	44	4.9	13	1
Breida	7	72	10.3	23t	2
Gilliam	3	23	7.7	8	0
Kumerow	2	28	14.0	15	0
BILLS	415	4450	10.7	61	36
OPP	297	3047	10.3	73t	12

INTERCEPTIONS	No.	Yds	Avg	Long	TD
Poyer	5	87	17.4	26	0
Hyde	5	59	11.8	26t	1
Wallace	2	29	14.5	15	0
J. Johnson	1	25	25.0	25	0
Matakevich	1	15	15.0	15	0
Klein	1	12	12.0	12	0
Edmunds	1	4	4.0	4	0
T. Johnson	1	4	4.0	4	0
Rousseau	1	3	3.0	3	0
White	1	0	0.0	0	0
BILLS	19	238	12.5	26t	1
OPP	16	151	9.4	32	0

PUNTING	No.	Yds	Avg	Net	TB	In	Lg	B
Haack	52	2230	42.9	37.6	7	18	63	1
BILLS	52	2230	42.9	37.6	7	18	63	1
OPP	75	3394	45.3	39.7	5	16	71	1

PUNT RETURNS	Ret	FC	Yds	Avg	Long	TD
McKenzie	19	6	147	7.7	26	0
Stevenson	14	1	132	9.4	19	0
Hyde	4	0	37	9.3	17	0
BILLS	37	7	316	8.5	26	0
OPP	17	11	96	5.6	16	0

KICKOFF RETURNS	No.	Yds	Avg	Long	TD
McKenzie	24	584	24.3	75	0
Stevenson	7	165	23.6	31	0
Breida	1	27	27.0	27	0
T. Jones	1	14	14.0	14	0
BILLS	34	790	23.2	75	0
OPP	41	739	18.0	33	0

**FIELD GOALS** 1-19 20-29 30-39 40-49 50+  
Bass 0/0 15/15 7/8 4/5 2/4  
(37G, 25G, 42G)(53N)(21G, 48G, 29G)(33G, 26G  
21G, 28G)(30G)(24G, 28G, 52G)(57G, 39G)(24G, 41G)  
(29G)(57N, 49N)(34G)(35G, 33N)(21G, 25G)(26G)(25G,  
34G)(41G, 21G)  
BILLS 0/0 15/15 7/8 4/5 2/4  
OPP 0/0 7/7 6/7 5/6 3/3

USUAL STARTERS	DEFENSE
WR 1	Emmanuel Sanders
LT 73	Dion Dawkins
LG 65	Ike Boettger
C 60	Mitch Morse
RG 75	Daryl Williams
RT 79	Spencer Brown
TE 88	Dawson Knox
QB 17	Josh Allen
RB 26	Devin Singletary
FB 41	Reggie Gilliam
WR 14	Stefon Diggs

DEFENSE	DEFENSE
DE 55	Jerry Hughes
DT 99	Harrison Phillips
DT 91	Ed Oliver
DE 50	Greg Rousseau
LB 49	Tremaine Edmunds
LB 58	Matt Milano
NCB 24	Taron Johnson
LCB 27	Tre'Davious White
RCB 47	Levi Wallace
FS 21	Jordan Poyer
SS 23	Micah Hyde

PASSING	Att	Cmp	Yds	Cmp%	Yds/Att	TD	TD%	Int	Int%	Long	Sack/Lost	Rating
Allen	646	409	4407	63.3	6.82	36	5.6	15	2.3	61	26/164	92.2
Trubisky	8	6	43	75.0	5.38	0	0.0	0	12.5	15	0	47.4
Beasley	1	0	0	0.0	0.00	0	0.0	0	0.0	---	0	39.6
Diggs	0	0	0	---	---	0	---	0	---	---	1/2	---
TEAM	655	415	4450	63.4	6.79	36	5.5	16	2.4	61	27/166	91.3
OPPONENTS	530	297	3047	56.0	5.75	12	2.3	19	3.6	73t	42/276	65.3





# 2022 SEASON STATISTICS

13-3 | 1ST IN AFC EAST | HEAD COACH SEAN MCDERMOTT

Date	W/L Score	Opponent	Attendance
09/08	W 31-10	at L.A. Rams	73,846
09/19	W 41-7	Tennessee	70,683
09/25	L 19-21	at Miami	66,206
10/02	W 23-20	at Baltimore	70,494
10/09	W 38-3	Pittsburgh	70,764
10/16	W 24-20	at Kansas City	73,586
10/30	W 27-17	Green Bay	70,863
11/06	L 17-20	at N.Y. Jets	83,135
11/13	L 30-33	OT Minnesota	70,844
11/20	W 31-23	Cleveland	52,146
11/24	W 28-25	at Detroit	66,553
12/01	W 24-10	at New England	65,878
12/11	W 20-12	N.Y. Jets	70,603
12/17	W 32-29	Miami	70,794
12/24	W 35-13	at Chicago	59,929
01/02	--	at Cincinnati	Canceled
01/08	W 35-23	New England	70,753

**AFC WILD CARD PLAYOFF**  
1/15 W 34-31 Miami 70,651

**AFC DIVISIONAL PLAYOFF**  
1/22 L 10-27 Cincinnati 70,733

	BUF	OPP
<b>TOTAL FIRST DOWNS</b>	367	313
Rushing	128	103
Passing	212	181
Penalty	27	29
3rd Down: Made/Att	97/193	78/208
3rd Down Pct.	50.3	37.5
4th Down: Made/Att	7/13	19/33
4th Down Pct.	53.8	57.6

**POSSESSION AVG.** 29:35 30:25

	6361	5106
<b>TOTAL NET YARDS</b>	6361	5106
Avg. Per Game	397.6	319.1
Total Plays	1037	997
Avg. Per Play	6.1	5.1

	2232	1673
<b>NET YARDS RUSHING</b>	2232	1673
Avg. Per Game	139.5	104.6
Total Rushes	430	387

	4129	3433
<b>NET YARDS PASSING</b>	4129	3433
Avg. Per Game	258.1	214.6
Sacked/Yards Lost	33/162	40/288
Gross Yards	4291	3721
Attempts/Completions	574/361	570/362
Completion Pct.	62.9	63.5
Had Intercepted	14	17

**PUNTS/AVERAGE** 46/46.7 63/46.4

**NET PUNTING AVG.** 46/41.3 63/41.0

**PENALTIES/YARDS** 92/709 89/754

**FUMBLES/BALL LOST** 24/13 24/10

	53	32
<b>TOUCHDOWNS</b>	53	32
Rushing	15	10
Passing	35	21
Returns	3	1

SCORE BY PERIOD	Q1	Q2	Q3	Q4	OT	PTS
BILLS	95	154	107	99	0	455
OPPONENTS	79	80	47	77	3	286

SCORING	TD	Ru	Pa	Rt	K-PAT	FG	S	PTS
Bass	0	0	0	0	48/50	27/31	0	129
Diggs	11	0	11	0	0	0	0	66
Allen	7	7	0	0	0	0	0	44
Davis	7	0	7	0	0	0	0	42
Knox	6	0	6	0	0	0	0	36
Singletary	6	5	1	0	0	0	0	36
McKenzie	5	1	4	0	0	0	0	30
Hines	3	0	1	2	0	0	0	18
Cook	3	2	1	0	0	0	0	18
Shakir	1	0	1	0	0	0	0	8
Brown	1	0	1	0	0	0	0	6
Gilliam	1	0	1	0	0	0	0	6
Milano	1	0	0	1	0	0	0	6
Morris	1	0	1	0	0	0	0	6
Oliver	0	0	0	0	0	0	1	2
BILLS	53	15	35	3	48/50	27/31	2	455
OPP	32	10	21	2	27/28	21/28	1	286

**SACKS:** V. Miller 8, Rousseau 8, Epenesa 6.5, Lawson 3.5, Oliver 2.5, Basham Jr. 2, D. Jones 2, Hamlin 1.5, Milano 1.5, Phillips 1.5, Dodson 1, Edmunds 1, Settle 1  
**BILLS:** 40.0  
**OPP:** 33.0

RUSHING	No.	Yds	Avg	Long	TD
Singletary	177	819	4.6	33†	5
Allen	24	762	6.1	44	7
Cook	89	507	5.7	33	2
Moss	17	91	5.4	43	0
McKenzie	9	55	6.1	18	1
Hines	6	-3	-5	3	0
Johnson	2	4	2.0	4	0
Keenum	5	0	0.0	4	0
Diggs	1	-3	-3	0	0
BILLS	430	2232	5.2	44	15
OPP	387	1673	4.3	81†	10

RECEIVING	No.	Yds	Avg	Long	TD
Diggs	108	1429	13.2	53†	11
Davis	48	836	17.4	98†	7
Knox	48	517	10.8	45	6
McKenzie	42	423	10.1	30	4
Singletary	38	280	7.4	22	1
Cook	21	180	8.6	41	1
Shakir	10	161	16.1	31	1
Morris	8	84	10.5	26	1
Gilliam	8	69	8.6	14	1
Moss	7	27	3.9	8	0
Crowder	6	60	10.0	16	0
Hines	5	53	10.6	21	1
Kumerow	4	64	16.0	39	0
Hodgins	4	41	10.3	26	0
Beasley	2	18	9.0	9	0
Brown	1	42	42.0	42†	1
Sweeney	1	7	7.0	7	0
BILLS	361	4291	11.9	98†	35
OPP	362	3721	10.3	67†	21

INTERCEPTIONS	No.	Yds	Avg	Long	TD
Poyer	4	6	1.5	6	0
Milano	3	84	28.0	43†	1
Jackson	2	13	6.5	11	0
Elam	2	0	0.0	0	0
Benford	1	35	35.0	35	0
Basham Jr.	1	21	21.0	21	0
Edmunds	1	4	4.0	4	0
T. Johnson	1	2	2.0	2	0
J. Johnson	1	0	0.0	0	0
White	1	0	0.0	0	0
BILLS	17	165	9.7	43†	1
OPP	14	175	12.5	39	0

PUNTING	No.	Yds	Avg	Net	TB	In	Lg	B
Marrin	45	2146	47.7	41.3	5	16	67	1
BILLS	46	2146	46.7	41.3	5	16	67	1
OPP	63	2921	46.4	41.0	3	21	69	0

PUNT RETURNS	Ret	FC	Yds	Avg	Long	TD
Hines	16	11	153	9.6	28	0
Crowder	9	4	100	11.1	20	0
Shakir	3	3	23	7.7	17	0
T. Jones	1	0	0	0.0	0	0
BILLS	29	18	276	9.5	28	0
OPP	6	13	145	9.1	41	0

KICKOFF RETURNS	No.	Yds	Avg	Long	TD
Hines	19	554	29.2	101†	2
D. Johnson	7	157	22.4	43	0
McKenzie	6	144	24.0	42	0
Crowder	1	17	17.0	17	0
T. Jones	1	2	2.0	2	0
Lewis	1	0	0.0	0	0
Shakir	1	34	34.0	34	0
BILLS	36	908	25.2	101†	2
OPP	48	970	20.2	40	0

FIELD GOALS	1-19	20-29	30-39	40-49	50+
Bass	0/0	4/4	11/13	10/11	2/3
BILLS	0/0	4/4	11/13	10/11	2/3
OPP	0/0	6/7	7/9	3/5	5/7

### USUAL STARTERS

OFFENSE		
WR	12	Gabe Davis
LT	73	Dion Dawkins
LG	76	Rodger Saffold
C	60	Mitch Morse
RG	71	Ryan Bates
RT	79	Spencer Brown
TE	88	Dawson Knox
QB	17	Josh Allen
RB	26	Devin Singletary
FWR	6	Isaiah McKenzie
WR	14	Stefon Diggs

DEFENSE		
EDGE	40	Von Miller
DT	92	DaQuan Jones
DT	91	Ed Oliver
EDGE	50	Greg Rousseau
LB	49	Tremaine Edmunds
LB	58	Matt Milano
NCB	24	Taron Johnson
LCB	27	Tre'Davious White
RCB	30	Dane Jackson
FS	21	Jordan Poyer
SS	3	Damar Hamlin

PASSING	Att	Cmp	Yds	Cmp%	Yds/Att	TD	TD%	Int	Int%	Long	Sack/Lost	Rating
Allen	567	359	4283	63.3	7.55	35	6.2	14	2.5	98†	33/162	96.6
Keenum	7	2	8	28.6	1.14	0	0.0	0	0.0	5	0/0	39.6
TEAM	574	361	4291	62.9	7.48	35	6.1	14	2.4	98†	33/162	95.8
OPPONENTS	570	362	3721	63.5	6.53	21	3.7	17	3.0	67†	40/288	82.1



# HOME/AWAY RECORD

## HOME RECORD

Year	W	L	T	Pct.
1960	3	4	0	.429
1961	2	5	0	.286
1962	3	3	1	.500
1963	4	2	1	.643
1964	6	1	0	.857
1965	5	2	0	.714
1966	4	2	1	.643
1967	2	5	0	.286
1968	1	6	0	.143
1969	4	3	0	.571
1970	1	6	0	.143
1971	1	6	0	.143
1972	2	4	1	.357
1973	5	2	0	.714
1974	5	2	0	.714
1975	3	4	0	.429
1976	1	6	0	.143
1977	1	6	0	.143
1978	4	4	0	.500
1979	3	5	0	.375
1980	6	2	0	.750
1981	7	1	0	.875
1982	4	1	0	.800
1983	3	5	0	.375
1984	2	6	0	.250
1985	2	6	0	.250
1986	3	5	0	.375
1987	4	4	0	.500
1988	8	0	0	1.000
1989	6	2	0	.750
1990	8	0	0	1.000
1991	7	1	0	.875
1992	6	2	0	.750
1993	6	2	0	.750
1994	4	4	0	.500
1995	6	2	0	.750
1996	7	1	0	.875
1997	4	4	0	.500
1998	6	2	0	.750
1999	6	2	0	.750
2000	5	3	0	.625
2001	1	7	0	.125
2002	5	3	0	.625
2003	4	4	0	.500
2004	5	3	0	.625
2005	4	4	0	.500
2006	4	4	0	.500
2007	4	4	0	.500
2008	3	5	0	.375
2009	3	5	0	.375
2010	2	6	0	.250
2011	5	3	0	.625

## ROAD RECORD

Year	W	L	T	Pct.
1960	2	4	1	.357
1961	4	3	0	.571
1962	4	3	0	.571
1963	3	4	0	.429
1964	6	1	0	.857
1965	5	1	1	.786
1966	5	2	0	.714
1967	2	5	0	.286
1968	0	6	1	.071
1969	0	7	0	.000
1970	2	4	1	.357
1971	0	7	0	.000
1972	2	5	0	.286
1973	4	3	0	.571
1974	4	3	0	.571
1975	5	2	0	.714
1976	1	6	0	.143
1977	2	5	0	.286
1978	1	7	0	.125
1979	4	4	0	.500
1980	5	3	0	.625
1981	3	5	0	.375
1982	0	4	0	.000
1983	5	3	0	.625
1984	0	8	0	.000
1985	0	8	0	.000
1986	1	7	0	.125
1987	3	4	0	.429
1988	4	4	0	.500
1989	3	5	0	.375
1990	5	3	0	.625
1991	6	2	0	.750
1992	5	3	0	.625
1993	6	2	0	.750
1994	3	5	0	.375
1995	4	4	0	.500
1996	3	5	0	.375
1997	2	6	0	.250
1998	4	4	0	.500
1999	5	3	0	.625
2000	3	5	0	.375
2001	2	6	0	.250
2002	3	5	0	.375
2003	2	6	0	.250
2004	4	4	0	.500
2005	1	7	0	.125
2006	3	5	0	.375
2007	3	5	0	.375
2008	4	4	0	.500
2009	3	5	0	.375
2010	2	6	0	.250
2011	1	7	0	.125



# HOME/AWAY RECORD

## HOME RECORD

Year	W	L	T	Pct.
2012	4	4	0	.250
2013	4	4	0	.500
2014	5	3	0	.625
2015	5	3	0	.625
2016	4	4	0	.500
2017	6	2	0	.750
2018	4	4	0	.500
2019	4	4	0	.500
2020	7	1	0	.875
2021	6	3	0	.667
2022	7	1	0	.875
<b>Totals</b>	<b>260</b>	<b>212</b>	<b>4</b>	<b>.550</b>

## ROAD RECORD

Year	W	L	T	Pct.
2012	2	6	0	.250
2013	2	6	0	.250
2014	4	4	0	.500
2015	3	5	0	.375
2016	3	5	0	.375
2017	3	5	0	.375
2018	2	6	0	.250
2019	6	2	0	.750
2020	6	2	0	.750
2021	5	3	0	.625
2022	6	2	0	.750
<b>Totals</b>	<b>196</b>	<b>285</b>	<b>4</b>	<b>.408</b>



# OFFENSE YEAR-BY-YEAR

YEAR	PLAYS	1ST DOWNS	RSH. YDS	PASS YDS	NET YARDS	POINTS
1960	909	211	1,211	2,689	3,900	296
1961	940	243	1,606	2,344	3,950	294
1962	875	238	2,480	1,984	4,464	309
1963	945	272	1,838	3,080	4,918	304
1964	924	255	2,040	3,166	5,206	400
1965	882	206	1,288	2,461	3,749	313
1966	944	255	1,892	2,856	4,748	358
1967	850	203	1,271	2,317	3,588	237
1968	844	159	1,527	1,343	2,870	199
1969	868	224	1,522	2,345	3,867	230
1970	822	203	1,465	2,430	3,895	204
1971	770	185	1,337/24th	1,989/18th	3,326/25th	184
1972	877	221	2,132/6th	1,601/24th	3,733/18th	257
1973	849	219	3,088/1st**	997/26th	4,085/10th	259
1974	829	220	2,094/9th	1,492/25th	3,586/23rd	264
1975	964	318	2,974/1st	2,493/8th	5,467/1st	420
1976	964	250	2,566/3rd	1,838/18th	4,404/12th	245
1977	944	246	1,861/18th	2,530/1st	4,391/8th	160
1978	974	274	2,381/10th	2,249/20th	4,630/20th	302
1979	982	252	1,621/28th	3,216/9th	4,837/21st	268
1980	1,084	317	2,222/8th	2,750/23rd	4,972/18th	320
1981	1,043	315	2,125/13th	3,515/9th	5,640/8th	311
1982	604	180	1,371/1st	1,556/20th	2,927/11th	150
1983	1,023	309	1,736/24th	3,087/18th	4,823/25th	283
1984	1,046	263	1,643/26th	2,698/25th	4,341/27th	250
1985	971	256	1,611/24th	2,984/21st	4,595/25th	200
1986	963	291	1,654/21st	3,363/15th	5,017/19th	287
1987	1,018	294	1,840/17th	2,901/18th	4,741/16th	270
1988	1,012	313	2,133/7th	3,182/15th	5,315/12th	329
1989	1,045	334	2,264/3rd	3,589/8th	5,853/5th	409
1990	931	302	2,080/7th	3,196/10th	5,276/6th	428
1991	1,056	359	2,381/1st	3,871/4th	6,252/1st	458
1992	1,087	350	2,436/1st	3,457/6th	5,893/2nd	381
1993	1,078	316	1,943/8th	3,317/11th	5,260/6th	329
1994	1,066	319	1,831/8th	3,413/10th	5,244/10th	340
1995	1,059	302	1,993/6th	3,124/21st	5,117/20th	350
1996	1,094	294	1,901/7th	3,218/10th	5,119/10th	319
1997	1,014	268	1,782/14th	2,875/25th	4,657/25th	255
1998	1,033	319	2,161/3rd	3,380/12th	5,541/6th	400
1999	1,059	313	2,040/8th	3,293/20th (T)	5,333/11th	320
2000	1,080	309	1,922/9th	3,576/13th	5,498/11th	315
2001	1,009	287	1,686/22nd	3,451/12th	5,137/13th	265
2002	1,054	355	1,596/24th	3,995/5th**	5,591/11th	379
2003	980	268	1,664/21st	2,684/28th	4,348/30th	243
2004	982	271	1,874/13th	2,817/27th	4,691/25th	395
2005	930	259	1,607/20th	2,515/29th	4,122/28th	271
2006	898	234	1,552/27th	2,719/28th	4,271/30th	300
2007	919	248	1,800/15th	2,634/23rd	4,434/30th	252
2008	956	287	1,842/14th	3,040/22nd	4,882/25th	336
2009	911	233	1,867/16th	2,515/30th	4,382/30th	258
2010	954	263	1,720/18th	3,158/24th	4,878/25th	283
2011	992	313	1,921/13th	3,703/15th	5,624/14th	372
2012	983	301	2,217/6th	3,269/25th	5,486/19th	344





# OFFENSE YEAR-BY-YEAR

YEAR	PLAYS	1ST DOWNS	RSH. YDS	PASS YDS	NET YARDS	POINTS
2013	1,116	301	2,307/2nd	3,103/28th	5,410/19th	339
2014	1,020	273	1,482/25th	3,614/18th	5,096/26th	343
2015	1,016	297	2,432/1st	3,600/27th	6,032/11th	379
2016	1,012	328	2,630/1st	3,250/30th	5,880/16th	399
2017	1,010	278	2,017/6th	2,825/31st	4,842/29th	302
2018	1,008	283	1,984/9th	3,082/31st	4,778/30th	269
2019	1,018	314	2,054/8th	3,476/26th	5,228/24th	314
2020	1,034	397	1,723/20th	4,786/3rd	6,343/2nd (T)	501**
2021	1,143**	398**	2,209/6th	4,284/9th	6,493/5th**	483
2022	1,037	367	2,232/7th	4,129/7th	6,361/2nd	455

\*\*Team Record (non-strike years)



# DEFENSE YEAR-BY-YEAR

YEAR	FIRST	RUSH	PASS	NET	TOTAL
1960	225	1,393	2,461	3,854	303
1961	200	1,377	2,887	4,264	342
1962	229	1,687	2,742	4,429	272
1963	**224	1,217	2,856	4,073	291
1964	206	913**	2,965	3,878	242
1965	226	1,114	3,170	4,284	226
1966	192	1,051	3,058	4,109	255
1967	201	1,622	1,825	3,447	285
1968	210	2,021	2,204	4,225	367
1969	236	1,858	2,476	4,334	359
1970	213	1,718	2,088	3,806	337
1971	250	2,496	2,108	4,604	394
1972	249	2,241	2,951	4,192	377
1973	231	1,797	2,118	3,915	230
1974	219	1,878	1,611	3,489	244
1975	300	1,993	3,080	5,073	355
1976	261	2,465	2,265	4,730	363
1977	260	2,405	2,048	4,453	313
1978	305	3,228	1,960	5,188	354
1979	273	2,481	2,530	5,011	279
1980	251	1,819	2,282	4,101	260
1981	298	2,075	2,870	4,945	276
1982	151	1,034	1,300	2,334	154
1983	332	2,503	3,306	5,809	351
1984	345	2,106	3,476	5,582	454
1985	320	2,462	3,078	5,540	381
1986	334	1,721	3,802	5,523	348
1987	297	2,052	2,854	4,906	305
1988	299	1,854	2,724	4,578	237
1989	299	1,840	3,206	5,046	317
1990	288	1,808	2,799	4,607	263
1991	335	2,044	3,414	5,458	318
1992	278	1,395	3,209	4,604	283
1993	331	1,921	3,633	5,554	242
1994	294	1,515	3,660	5,175	356
1995	287	1,626	3,502	5,128	335
1996	284	1,669	3,068	4,737	266
1997	265	1,792	3,061	4,853	367
1998	283	1,493	3,198	4,691	333
1999	244	1,370	2,675	4,045	229
2000	252	1,559	2,867	4,426	350
2001	302	2,133	3,159	5,292	420
2002	303	2,122	3,067	5,189	397
2003	270	1,606	2,707	4,313	279
2004	258	1,604	2,624	4,228	284
2005	343	2,205	3,291	5,496	367
2006	298	2,254	3,019	5,273	311
2007	322	1,993	3,814	5,807	354
2008	293	1,946	3,271	5,217	342
2009	310	2,501	2,948	5,449	326
2010	335	2,714	3,072	5,786	425
2011	340	2,224	3,714	5,938	434
2012	349	2,333	3,473	5,806	435



# DEFENSE YEAR-BY-YEAR

<b>YEAR</b>	<b>FIRST</b>	<b>RUSH</b>		<b>PASS</b>		<b>NET</b>		<b>TOTAL</b>
2013	308	2,063	28th	3,271	4th	5,334	10th	308
2014	302	1,703	11th	3,292	3rd	4,995	4th	302
2015	321	1,730	16th	3,972	19th	5,702	19th	359
2016	338	2,130	29th	3,835	6th	5,965	19th	378
2017	348	1,994	29th	3,688	20th	5,682	26th	359
2018	293	1,860	16th	2,867	1st	4,706	2nd	374
2019	295	1,649	10th	3,421	4th	4,772	3rd	259
2020	351	1,914	17th	3,726	13th	5,640	14th	375
2021	285	1,866	13th	2,771	1st	4,637	1st	289
2022	313	1,673	5th	3,433	15th	5,106	6th	286



# YEAR-BY-YEAR RUSHING LEADERS

YEAR	PLAYER	NO.	YARDS	AVERAGE	LONG	TDS
1960	Wray Carlton	137	533	3.9	54t	7
1961	Art Baker	152	498	3.3	35	3
1962	Cookie Gilchrist	214	1,096	5.1	44	13
1963	Cookie Gilchrist	232	979	4.2	32	12
1964	Cookie Gilchrist	230	981	4.3	67	6
1965	Wray Carlton	156	592	3.8	80t	6
1966	Bobby Burnett	187	766	4.1	32	4
1967	Keith Lincoln	159	601	3.8	28	4
1968	Max Anderson	147	525	3.6	45	2
1969	O.J. Simpson	181	697	3.9	32t	2
1970	O.J. Simpson	120	488	4.1	56t	5
1971	O.J. Simpson	183	742	4.1	46t	5
1972	O.J. Simpson	292	1,251	4.3	94t	6
1973	O.J. Simpson	332	2,003	6.0	80t	12
1974	O.J. Simpson	270	1,125	4.2	41	3
1975	O.J. Simpson	329	1,817	5.5	88t	16
1976	O.J. Simpson	290	1,503	5.2	75t	8
1977	O.J. Simpson	126	557	4.4	39	0
1978	Terry Miller	238	1,060	4.5	60t	7
1979	Curtis Brown	172	574	3.3	25	1
1980	Joe Cribbs	306	1,185	3.9	48	11
1981	Joe Cribbs	257	1,097	4.3	35	3
1982	Joe Cribbs	134	633	4.7	62t	3
1983	Joe Cribbs	263	1,131	4.3	45	3
1984	Greg Bell	262	1,100	4.2	85t	7
1985	Greg Bell	223	883	4.0	77t	8
1986	Robb Riddick	150	632	4.2	41t	4
1987	Ronnie Harmon	116	485	4.2	21	2
1988	Thurman Thomas	207	881	4.3	37t	2
1989	Thurman Thomas	298	1,244	4.2	38	6
1990	Thurman Thomas	271	1,297	4.8	80t	11
1991	Thurman Thomas	288	1,407	4.9	33	7
1992	Thurman Thomas	312	1,487	4.8	44	9
1993	Thurman Thomas	355	1,315	3.7	27	6
1994	Thurman Thomas	287	1,093	3.8	29	7
1995	Thurman Thomas	267	1,005	3.8	49	6
1996	Thurman Thomas	281	1,033	3.7	36	8
1997	Antowain Smith	194	840	4.3	56t	8
1998	Antowain Smith	300	1,124	3.7	30	8
1999	Jonathan Linton	205	695	3.4	18	5
2000	Shawn Bryson	161	591	3.7	24	0
2001	Travis Henry	213	729	3.4	25	4
2002	Travis Henry	325	1,438	4.4	34	13
2003	Travis Henry	331	1,356	4.1	64	10
2004	Willis McGahee	284	1,128	4.0	41	13
2005	Willis McGahee	325	1,247	3.8	27	5
2006	Willis McGahee	259	990	3.8	57t	6
2007	Marshawn Lynch	280	1,115	4.0	56t	7
2008	Marshawn Lynch	250	1,036	4.1	50	8
2009	Fred Jackson	237	1,062	4.5	43	2
2010	Fred Jackson	222	927	4.2	39	5
2011	Fred Jackson	170	934	5.5	80t	6





# YEAR-BY-YEAR RUSHING LEADERS

YEAR	PLAYER	NO.	YARDS	AVERAGE	LONG	TDS
2012	C.J. Spiller	207	1,244	6.0	62t	6
2013	Fred Jackson	206	890	4.3	59	9
2014	Fred Jackson	141	525	3.7	38	2
2015	LeSean McCoy	203	895	4.4	48	3
2016	LeSean McCoy	234	1,267	5.4	75t	13
2017	LeSean McCoy	287	1,138	4.0	48t	6
2018	Josh Allen	89	631	7.1	45	8
2019	Devin Singletary	151	775	5.1	38	2
2020	Devin Singletary	156	687	4.4	51	2
2021	Devin Singletary	188	870	4.6	46t	7
2022	Devin Singletary	177	819	4.6	33t	5



# YEAR-BY-YEAR RECEIVING LEADERS

YEAR	PLAYER	NO.	YARDS	AVERAGE	LONG	TDS
1960	Tom Rychlec	45	590	13.1	36	0
1961	Glenn Bass	50	765	15.3	76t	3
1962	Ernie Warlick	35	482	13.8	25	2
1963	Bill Miller	69	860	12.5	36	3
1964	Glenn Bass	43	897	20.9	94t	7
1965	Bo Roberson	31	483	15.6	74t	3
1966	Elbert Dubenion	50	747	14.9	46	2
1967	Keith Lincoln	41	558	13.6	60t	5
1968	Haven Moses	42	633	15.1	55t	2
1969	Haven Moses	39	752	19.3	55t	5
1970	Marlin Briscoe	57	1,036	18.2	48	8
1971	Marlin Briscoe	44	603	13.7	75t	5
1972	J.D. Hill	52	754	14.5	58t	5
1973	Bob Chandler	30	427	14.2	37t	3
1974	Ahmad Rashad	36	433	12.0	29	4
1975	Bob Chandler	55	746	13.6	35	6
1976	Bob Chandler	61	824	13.5	58t	10
1977	Bob Chandler	60	745	12.4	31	4
1978	Bob Chandler	44	581	13.2	44	5
1979	Frank Lewis	54	1,082	20.0	55	2
1980	Jerry Butler	57	832	14.6	69	6
1981	Frank Lewis	70	1,244	17.8	33	4
1982	Frank Lewis	28	443	15.8	39	2
1983	Joe Cribbs	57	524	9.2	33t	7
1984	Byron Franklin	69	862	12.5	64t	4
1985	Greg Bell	58	576	9.9	49	1
1986	Andre Reed	53	739	13.9	55t	7
1987	Andre Reed	57	752	13.2	40	5
1988	Andre Reed	71	968	13.6	65t	6
1989	Andre Reed	88	1,312	14.9	78t	9
1990	Andre Reed	71	945	13.3	56t	8
1991	Andre Reed	81	1,113	13.7	55	10
1992	Andre Reed	65	913	14.0	51	3
1993	Pete Metzelaars	68	609	9.0	51	4
1994	Andre Reed	90	1,303	14.5	83t	8
1995	Bill Brooks	53	763	14.4	51t	11
1996	Andre Reed	66	1,036	15.7	67t	6
1997	Andre Reed	60	880	14.7	77t	5
1998	Eric Moulds	67	1,368	20.4	84t	9
1999	Eric Moulds	65	994	15.3	54t	7
2000	Eric Moulds	94	1,326	14.1	52	5
2001	Larry Centers	80	620	7.8	26	2
2002	Eric Moulds	100	1,292	12.9	70t	10
2003	Eric Moulds	64	780	12.2	49	1
2004	Eric Moulds	88	1,043	11.9	49	5
2005	Eric Moulds	81	816	10.1	55t	4
2006	Lee Evans	82	1,292	15.8	83t	8
2007	Lee Evans	55	849	15.4	85t	5
2008	Lee Evans	63	1,017	16.1	87t	3
2009	Terrell Owens	55	829	15.1	98t	5
2010	Stevie Johnson	82	1,073	13.1	45	10
2011	Stevie Johnson	76	1,004	13.2	55	7



# YEAR-BY-YEAR RECEIVING LEADERS

YEAR	PLAYER	NO.	YARDS	AVERAGE	LONG	TDS
2012	Stevie Johnson	79	1,046	13.2	63	6
2013	Scott Chandler	53	655	12.4	33	2
2014	Fred Jackson	66	501	7.6	34	1
2015	Sammy Watkins	60	1,047	17.5	63	9
2016	Charles Clay	57	552	9.7	40t	4
2017	LeSean McCoy	59	448	7.6	39	2
2018	Zay Jones	56	652	11.6	57	7
2019	John Brown	72	1,060	14.7	53	6
2020	Stefon Diggs	127	1,535	12.1	55	8
2021	Stefon Diggs	103	1,225	11.9	61	10
2022	Stefon Diggs	108	1,429	13.2	53t	11



# YEAR-BY-YEAR PASSING LEADERS

YEAR	PLAYER	ATT.	COMP.	YARDS	INT.	LONG	TDS	PCT.
1960	John Green	228	89	1,267	10	70†	10	.390
1961	M.C. Reynolds	181	83	1,004	13	52	2	.459
1962	Warren Rabb	177	67	1,196	14	76†	10	.378
1963	Jack Kemp	384	194	2,914	20	89†	13	.505
1964	Jack Kemp	269	119	2,285	26	94†	13	.442
1965	Jack Kemp	391	179	2,368	18	78†	10	.458
1966	Jack Kemp	389	166	2,451	16	55	11	.427
1967	Jack Kemp	369	161	2,503	26	63†	14	.436
1968	Dan Darragh	215	92	917	14	41	3	.428
1969	Jack Kemp	344	170	1,981	22	55†	13	.494
1970	Dennis Shaw	321	178	2,507	20	48	10	.555
1971	Dennis Shaw	291	149	1,813	26	75†	11	.512
1972	Dennis Shaw	258	136	1,666	17	58†	14	.527
1973	Joe Ferguson	164	73	939	10	42	4	.445
1974	Joe Ferguson	232	119	1,588	12	55†	12	.513
1975	Joe Ferguson	321	169	2,426	17	77†	25	.526
1976	Joe Ferguson	151	74	1,086	1	58†	9	.490
1977	Joe Ferguson	457	221	2,803	24	42	12	.484
1978	Joe Ferguson	330	175	2,136	15	92†	16	.530
1979	Joe Ferguson	458	238	3,572	15	84†	14	.520
1980	Joe Ferguson	439	251	2,805	18	69	20	.572
1981	Joe Ferguson	498	252	3,652	20	67†	24	.506
1982	Joe Ferguson	264	144	1,597	16	47	7	.546
1983	Joe Ferguson	508	281	2,995	25	43†	26	.553
1984	Joe Ferguson	344	191	1,991	17	68†	12	.555
1985	Vince Ferragamo	287	149	1,677	17	48	5	.519
1986	Jim Kelly	480	285	3,593	17	84†	22	.594
1987	Jim Kelly	419	250	2,798	11	47	19	.597
1988	Jim Kelly	452	269	3,380	17	66†	15	.595
1989	Jim Kelly	391	228	3,130	18	78†	25	.583
1990	Jim Kelly	346	219	2,829	9	71	24	.633
1991	Jim Kelly	474	304	3,844	17	77†	33	.641
1992	Jim Kelly	462	269	3,457	19	65†	23	.582
1993	Jim Kelly	470	288	3,382	18	65†	18	.613
1994	Jim Kelly	448	285	3,114	17	83†	22	.636
1995	Jim Kelly	458	255	3,130	13	77†	22	.557
1996	Jim Kelly	379	222	2,810	19	67†	14	.586
1997	Todd Collins	391	215	2,367	13	77†	12	.550
1998	Doug Flutie	354	202	2,711	11	84†	20	.571
1999	Doug Flutie	478	264	3,171	16	54†	19	.552
2000	Rob Johnson	306	175	2,125	7	74†	12	.572
2001	Alex Van Pelt	307	178	2,056	11	80†	12	.580
2002	Drew Bledsoe	610	375	4,359	15	73†	24	.615
2003	Drew Bledsoe	471	274	2,860	12	54	11	.582
2004	Drew Bledsoe	448	256	2,932	16	69	20	.571
2005	Kelly Holcomb	230	155	1,509	8	65	10	.673
2006	JP Losman	429	268	3,051	14	83†	19	.625
2007	Trent Edwards	269	151	1,630	8	70†	7	.561
2008	Trent Edwards	374	245	2,699	10	65	11	.655
2009	Ryan Fitzpatrick	227	127	1,422	10	98†	9	.559
2010	Ryan Fitzpatrick	441	255	3,000	15	65†	23	.520
2011	Ryan Fitzpatrick	569	353	3,832	23	60	24	.620





# YEAR-BY-YEAR PASSING LEADERS

YEAR	PLAYER	ATT.	COMP.	YARDS	INT.	LONG	TDS	PCT.
2012	Ryan Fitzpatrick	505	306	3,400	16	68	24	.606
2013	EJ Manuel	306	180	1,972	9	45	11	.588
2014	Kyle Orton	447	287	3,018	10	84	18	.642
2015	Tyrod Taylor	380	242	3,035	6	63	20	.636
2016	Tyrod Taylor	436	269	3,023	6	84t	17	.617
2017	Tyrod Taylor	420	263	2,799	4	47	14	.626
2018	Josh Allen	320	169	2,074	12	75	10	.528
2019	Josh Allen	461	271	3,089	9	53	20	.588
2020	Josh Allen	572	396	4,544	10	55	37	.692
2021	Josh Allen	646	409	4,407	15	61	36	.633
2022	Josh Allen	567	359	4,283	14	98t	35	.633



# YEAR-BY-YEAR SCORING LEADERS

YEAR	PLAYER	TDS	PATS	FGS	POINTS
1960	Wray Carlton, RB	11	0/0	0/0	66
1961	Elbert Dubenion, WR	8	0/0	0/0	48
1962	Cookie Gilchrist, RB	15	14/17	8/20	128
1963	Cookie Gilchrist, RB	14	0/0	0/0	84
1964	Pete Gogolak, K	0	45/46	19/29	102
1965	Pete Gogolak, K	0	31/31	28/46	115
1966	Booth Lusteg, K	0	41/42	19/38	98
1967	Mike Mercer, K	0	25/25	16/27	73
1968	Bruce Alford, K	0	15/15	14/24	57
1969	Bruce Alford, K	0	23/24	17/26	74
1970	Grant Guthrie, K	0	24/25	10/19	54
1971	John Leypoldt, K	0	12/12	9/15	39
1972	John Leypoldt, K	0	29/30	16/24	77
1973	John Leypoldt, K	0	27/27	21/30	90
1974	John Leypoldt, K	0	25/29	19/33	82
1975	O.J. Simpson, RB	23	0/0	0/0	138
1976	Bob Chandler, WR	10	0/1	0/0	60
1977	Carson Long, K	0	13/14	7/11	34
1978	Tom Dempsey, K	0	36/39	10/13	66
1979	Nick Mike-Mayer, K	0	17/18	20/29	77
1980	Nick Mike-Mayer, K	0	37/39	13/23	76
1981	Nick Mike-Mayer, K	0	37/37	14/24	79
1982	Efren Herrera, K	0	11/12	8/14	35
1983	Joe Danelo, K	0	33/35	10/20	63
1984	Greg Bell, RB	8	0/0	0/0	48
1985	Scott Norwood, K	0	23/23	13/17	62
1986	Scott Norwood, K	0	32/34	17/27	83
1987	Scott Norwood, K	0	31/31	10/15	61
1988	Scott Norwood, K	0	33/33	32/37	129
1989	Scott Norwood, K	0	46/47	23/30	115
1990	Scott Norwood, K	0	50/52	20/29	110
1991	Scott Norwood, K	0	56/58	18/29	110
1992	Steve Christie, K	0	43/44	24/30	115
1993	Steve Christie, K	0	36/37	23/32	105
1994	Steve Christie, K	0	38/38	24/28	110
1995	Steve Christie, K	0	33/35	31/40	126
1996	Steve Christie, K	0	33/33	24/29	105
1997	Steve Christie, K	0	21/21	24/30	93
1998	Steve Christie, K	0	41/41	33/41	140
1999	Steve Christie, K	0	33/33	25/34	108
2000	Steve Christie, K	0	31/31	26/35	109
2001	Jake Ariens, K	0	16/17	12/21	52
2002	Mike Hollis, K	0	40/40	25/33	115
2003	Rian Lindell, K	0	24/24	17/24	75
2004	Rian Lindell, K	0	45/45	24/28	117
2005	Rian Lindell, K	0	26/26	29/35	113
2006	Rian Lindell, K	0	33/33	23/25	102
2007	Rian Lindell, K	0	24/24	24/27	96
2008	Rian Lindell, K	0	34/34	30/38	124
2009	Rian Lindell, K	0	24/24	28/33	108
2010	Rian Lindell, K	0	31/32	16/21	79
2011	Rian Lindell, K	0	25/25	13/15	64



# YEAR-BY-YEAR SCORING LEADERS

YEAR	PLAYER	TDS	PATS	FGS	POINTS
2012	Rian Lindell, K	0	39/39	21/24	102
2013	Dan Carpenter, K	0	32/32	33/36	131
2014	Dan Carpenter, K	0	31/32	34/38	133
2015	Dan Carpenter, K	0	34/40	23/27	103
2016	Dan Carpenter, K	0	40/45	19/25	97
2017	Stephen Hauschka, K	0	29/29	29/33	116
2018	Stephen Hauschka, K	0	25/26	22/28	91
2019	Stephen Hauschka, K	0	30/32	22/28	96
2020	Tyler Bass, K	0	57/59	28/34	141
2021	Tyler Bass, K	0	51/51	28/32	135
2022	Tyler Bass, K	0	48/50	27/31	129



# YEAR-BY-YEAR PUNTING LEADERS

YEAR	PLAYER	NO.	YARDS	AVG	LONG	BLK
1960	Billy Atkins	89	3,468	39.0	58	0
1961	Billy Atkins	84	3,783	45.0	70	1
1962	Wayne Crow	76	2,946	38.8	59	1
1963	Daryle Lamonica	52	2,086	40.1	57	1
1964	Paul Maguire	65	2,777	42.7	64	0
1965	Paul Maguire	80	3,437	43.0	68	0
1966	Paul Maguire	69	2,841	41.2	61	0
1967	Paul Maguire	77	3,320	43.1	64	0
1968	Paul Maguire	100	4,175	41.8	61	1
1969	Paul Maguire	78	3,471	44.5	78	1
1970	Paul Maguire	83	3,228	38.9	58	1
1971	Spike Jones	72	2,966	41.2	62	1
1972	Spike Jones	80	3,104	38.8	67	1
1973	Spike Jones	66	2,660	40.3	62	0
1974	Marv Bateman	34	1,494	43.9	66	0
1975	Marv Bateman	61	2,536	41.6	74	2
1976	Marv Bateman	86	3,678	42.8	78	1
1977	Marv Bateman	81	3,229	39.9	75	2
1978	Rusty Jackson	87	3,373	38.8	70	2
1979	Rusty Jackson	96	3,671	38.2	60	0
1980	Greg Cater	73	2,828	38.7	61	1
1981	Greg Cater	80	3,175	39.7	71	0
1982	Greg Cater	35	1,328	37.9	61	0
1983	Greg Cater	89	3,533	39.7	60	0
1984	John Kidd	88	3,696	42.0	63	2
1985	John Kidd	92	3,818	41.5	67	0
1986	John Kidd	75	3,031	40.4	57	0
1987	John Kidd	64	2,495	39.0	67	0
1988	John Kidd	62	2,451	39.5	60	0
1989	John Kidd	65	2,564	39.4	60	2
1990	Rick Tuten	53	2,107	39.8	55	0
1991	Chris Mohr	54	2,085	38.6	58	0
1992	Chris Mohr	60	2,531	42.2	61	0
1993	Chris Mohr	74	2,991	40.4	58	0
1994	Chris Mohr	67	2,799	41.8	71	0
1995	Chris Mohr	86	3,473	40.4	60	0
1996	Chris Mohr	101	4,194	41.5	80	0
1997	Chris Mohr	90	3,764	41.8	59	1
1998	Chris Mohr	69	2,882	41.8	57	0
1999	Chris Mohr	73	2,840	38.9	60	0
2000	Chris Mohr	95	3,661	38.5	57	1
2001	Brian Moorman	80	3,262	40.8	66	0
2002	Brian Moorman	66	2,844	43.1	84	1
2003	Brian Moorman	85	3,788	44.6	71	0
2004	Brian Moorman	77	3,325	43.2	80	0
2005	Brian Moorman	71	3,242	45.7	68	0
2006	Brian Moorman	92	4,012	43.6	66	0
2007	Brian Moorman	81	3,302	40.8	75	0
2008	Brian Moorman	58	2,557	44.1	63	0
2009	Brian Moorman	90	4,192	46.6	73	0
2010	Brian Moorman	75	3,181	42.4	61	0
2011	Brian Moorman	72	3,472	48.2	66	1





# YEAR-BY-YEAR PUNTING LEADERS

YEAR	PLAYER	NO.	YARDS	AVG	LONG	BLK
2012	Shawn Powell	65	2,860	44	62	0
2013	Brian Moorman	61	2,511	41.2	62	0
2014	Colton Schmidt	86	3,692	42.9	67	0
2015	Colton Schmidt	86	3,802	46.4	65	0
2016	Colton Schmidt	75	3,183	42.4	58	0
2017	Colton Schmidt	79	3,529	44.7	60	0
2018	Corey Bojorquez	45	2,208	45.1	60	1
2019	Corey Bojorquez	79	3,313	41.9	67	1
2020	Corey Bojorquez	41	2,082	50.8	72	0
2021	Matt Haack	42	2,230	42.9	63	1
2022	Sam Martin	45	2,146	47.7	67	1



# YEAR-BY-YEAR PUNT RETURN LEADERS

YEAR	PLAYER	NO.	FC	YARDS	AVG.	LONG	TDS
1960	Joe Kulbacki	12	13	100	8.3	33	0
1961	Glenn Bass	8	17	75	9.4	32	0
1962	Willie West	15	3	124	8.3	45	0
1963	Ray Abruzzese	17	8	152	8.9	32	0
1964	Hagood Clarke	33	3	317	9.6	53t	1
1965	George Byrd	22	4	220	10.0	30	0
1966	Ed Rutkowski	18	4	209	11.6	73t	1
1967	George Byrd	30	5	142	4.7	19	0
1968	Hagood Clarke	29	2	241	8.3	82t	1
1969	Max Anderson	19	4	142	7.5	30	0
1970	Tommy Pharr	23	4	184	8.0	54	0
1971	Ike Hill	14	2	133	9.5	68t	1
1972	Alvin Wyatt	11	5	85	7.7	27	0
1973	Donnie Walker	25	4	210	8.4	23	0
1974	Donnie Walker	43	2	384	8.9	52	0
1975	Gary Hayman	25	8	216	8.6	30	0
1976	Keith Moody	16	8	166	10.4	67t	1
1977	Keith Moody	15	6	196	13.1	91t	1
1978	Keith Moody	19	5	240	12.6	82t	1
1979	Keith Moody	38	10	318	8.4	32	0
1980	Joe Cirbbs	29	7	154	5.3	16	0
1981	Roland Hooks	17	2	142	8.4	25	0
1982	Mike Mosley	11	6	61	5.5	16	0
1983	Robb Riddick	42	5	241	5.7	24	0
1984	Don Wilson	33	8	297	9.0	65t	1
1985	Don Wilson	16	5	161	10.1	30	0
1986	Ron Pitts	18	11	194	10.8	49t	1
1987	Ron Pitts	23	12	149	6.5	19	0
1988	Flip Johnson	16	3	72	4.5	16	0
1989	Mickey Sutton	26	9	231	8.9	26	0
1990	Al Edwards	14	5	92	6.6	16	0
1991	Clifford Hicks	12	7	203	16.9	59	0
1992	Clifford Hicks	29	6	289	10.0	42	0
1993	Russell Copeland	31	7	274	8.8	47t	1
1994	Jeff Burris	32	6	332	10.4	57	0
1995	Jeff Burris	20	1	229	11.5	40	0
1996	Jeff Burris	27	7	286	10.6	45	0
1997	Jeff Burris	21	8	198	9.4	32	0
1998	Kevin Williams	37	11	369	10.0	73	0
1999	Kevin Williams	33	17	331	10.0	27	0
2000	Chris Watson	33	18	163	4.9	20	0
2001	Peerless Price	19	8	110	5.8	24	0
2002	Charlie Rogers	26	11	137	5.3	16	0
2003	Nate Clements	14	11	137	9.8	35	0
2004	Nate Clements	35	10	327	9.3	86t	1
2005	Roscoe Parrish	14	9	186	13.3	43	0
2006	Roscoe Parrish	32	9	364	11.4	82t	1
2007	Roscoe Parrish	27	2	440	16.3	74t	1
2008	Roscoe Parrish	21	10	322	15.3	63t	1
2009	Roscoe Parrish	24	13	133	5.5	31	0
2010	Roscoe Parrish	12	7	131	10.9	33	0
2011	C.J. Spiller	13	8	127	9.8	45	0



# YEAR-BY-YEAR PUNT RETURN LEADERS

YEAR	PLAYER	NO.	FC	YARDS	AVG.	LONG	TDS
2012	Leodis McKelvin	3	14	431	18.7	88†	2
2013	Leodis McKelvin	32	13	180	5.6	21	0
2014	Leodis McKelvin	21	8	183	8.7	24	0
2015	Marcus Thigpen	18	9	118	6.6	16	0
2016	Brandon Tate	26	14	301	11.6	43	0
2017	Brandon Tate	20	6	193	9.7	40	0
2018	Isaiah McKenzie	14	3	87	6.2	21	0
2019	Andre Roberts	28	15	223	8.0	22	0
2020	Andre Roberts	29	12	286	9.9	38	0
2021	Isaiah McKenzie	19	6	147	7.7	26	0
2022	Nyheim Hines	16	11	153	9.6	28	0



# YEAR-BY-YEAR KICK RETURN LEADERS

YEAR	PLAYER	NO.	YARDS	AVG.	LONG	TDS
1960	Joe Kulbacki	13	226	17.4	25	0
1961	Elbert Dubenion	16	329	20.6	33	0
1962	Willie Jones	14	287	20.5	27	0
1963	Ed Rutkowski	13	396	30.5	65	0
1964	Ed Rutkowski	21	498	23.7	57	0
1965	Charley Warner	32	825	25.8	102t	2
1966	Charley Warner	33	846	25.6	95t	1
1967	Charley Bivins	16	380	23.8	55	0
1968	Max Anderson	39	971	24.9	100t	1
1969	Bubba Thornton	30	749	25.0	58	0
1970	Glenn Alexander	12	204	17.0	30	0
1971	Alvin Wyatt	30	762	25.4	39	0
1972	Alvin Wyatt	17	432	25.4	43	0
1973	Wallace Francis	23	687	29.9	101t	2
1974	Wallace Francis	37	947	25.6	74	0
1975	Vic Washington	35	923	26.4	59	0
1976	Keith Moody	26	605	23.3	41	0
1977	Keith Moody	30	636	21.2	45	0
1978	Curtis Brown	17	428	25.2	102t	1
1979	Keith Moody	27	556	20.6	35	0
1980	Terry Miller	16	303	18.9	43	0
1981	Byron Franklin	21	436	20.8	33	0
1982	Mike Mosley	18	487	27.1	66	0
1983	Van Williams	22	494	22.5	60	0
1984	Van Williams	39	820	21.0	65	0
1985	Don Wilson	22	465	21.1	37	0
1986	Ronnie Harmon	18	321	17.8	32	0
1987	Steve Tasker	11	197	17.9	39	0
1988	Erroll Tucker	15	310	20.7	30	0
1989	Ronnie Harmon	18	409	22.7	49	0
1990	Don Smith	32	643	20.1	38	0
1991	Al Edwards	31	623	20.1	91t	1
1992	Ken Davis	14	251	17.9	35	0
1993	Russell Copeland	24	436	18.2	28	0
1994	Yonel Jourdain	27	601	22.3	42	0
1995	Darick Holmes	39	799	20.5	42	0
1996	Eric Moulds	52	1,205	23.2	97t	1
1997	Eric Moulds	43	921	21.4	53	0
1998	Kevin Williams	47	1,059	22.5	46	0
1999	Kevin Williams	42	840	20.0	62	0
2000	Chris Watson	44	894	20.3	37	0
2001	Nate Clements	30	628	20.9	37	0
2002	Charlie Rogers	64	1,280	20.0	90t	1
2003	Antonio Brown	48	1,046	21.8	75	0
2004	Terrence McGee	52	1,370	26.3	104t	3
2005	Terrence McGee	46	1,391	30.2	99t	1
2006	Terrence McGee	52	1,355	26.1	88	0
2007	Terrence McGee	45	1,082	24.0	103t	1
2008	Leodis McKelvin	52	1,468	28.2	98t	1
2009	Fred Jackson	41	1,014	24.7	71	0
2010	C.J. Spiller	44	1,014	23.0	95t	1
2011	Brad Smith	15	282	18.8	28	0





# YEAR-BY-YEAR KICK RETURN LEADERS

YEAR	PLAYER	NO.	YARDS	AVG.	LONG	TDS
2012	Leodis McKelvin	18	510	28.3	59	0
2013	Marquise Goodwin	16	351	21.9	28	0
2014	C.J. Spiller	10	306	30.6	102†	1
2015	Marcus Thigpen	17	328	19.3	31	0
2016	Brandon Tate	29	662	22.8	45	0
2017	Brandon Tate	28	548	19.6	29	0
2018	Marcus Murphy	13	324	24.9	49	0
2019	Andre Roberts	25	664	26.6	66	0
2020	Andre Roberts	32	961	30.0	60	0
2021	Isaiah McKenzie	24	584	24.3	75	0
2022	Nyheim Hines	19	554	29.2	101†	2



# YEAR-BY-YEAR INTERCEPTION LEADERS

YEAR	PLAYER	NO	YARDS	AVG.	LONG	TDS
1960	Arch Matsos	8	142	17.8	33	1
1961	Bill Atkins	10	158	15.8	29	0
1962	Carl Charon	7	131	18.7	25	1
1963	Willie West	5	57	11.4	23	0
	John Tracey	5	22	4.4	15	0
1964	George Byrd	7	178	25.4	75t	1
1965	Hagood Clarke	7	60	8.6	40	0
1966	Tom Janik	8	136	17.0	37t	2
1967	Tom Janik	10	222	22.2	46	2
1968	George Byrd	6	76	12.7	53t	1
1969	George Byrd	7	95	13.6	32	1
1970	Pete Richardson	5	46	9.2	22	0
1971	Robert James	4	25	6.3	25	0
1972	Ken Lee	6	155	25.8	61t	1
1973	Dwight Harrison	5	117	23.4	38	1
1974	Tony Greene	9	157	17.4	38	0
1975	Dwight Harrison	8	99	12.4	40	0
1976	Tony Greene	5	135	27.0	101t	1
1977	Tony Greene	9	144	16.0	47	0
1978	Mario Clark	5	29	5.8	29	0
1979	Jeff Nixon	6	81	13.5	43	0
1980	Steve Freeman	7	107	15.3	47t	1
1981	Mario Clark	5	142	28.4	53	0
1982	Bill Simpson	4	45	11.3	24	0
1983	Steve Freeman	3	40	13.3	29	0
	Chris Williams	3	6	2.0	4	0
1984	Charles Romes	5	130	26.0	55	0
1985	Charles Romes	7	56	8.0	21	0
1986	Charles Romes	4	23	5.8	23	0
1987	Mark Kelso	6	25	4.2	12	0
1988	Mark Kelso	7	180	25.7	78t	1
1989	Mark Kelso	6	101	16.8	43	0
1990	Kirby Jackson	3	16	5.3	14	0
1991	Nate Odomes	5	120	24.0	48	1
	Darryl Talley	5	45	9.0	13	0
1992	Henry Jones	8	263	32.9	82t	2
1993	Nate Odomes	9	65	7.2	25	0
1994	Matt Darby	4	20	5.0	20	0
1995	Kurt Schulz	6	48	8.0	32t	1
1996	Kurt Schulz	4	24	6.0	19	0
1997	Ken Irvin	2	28	14.0	28	0
	Kurt Schulz	2	23	11.5	21	0
	Marlon Kerner	2	20	10.0	20	0
	Jeff Burris	2	19	9.5	10	0
	Sean Moran	2	12	6.0	12	0
1998	Kurt Schulz	6	48	8.0	24	0
1999	Kurt Schulz	3	26	8.7	26	0
2000	Keion Carpenter	5	63	12.6	22	0
2001	Nate Clements	3	48	16.0	48t	1
2002	Nate Clements	6	82	13.7	42	1
2003	Nate Clements	3	54	18.0	54	1
2004	Nate Clements	6	77	12.8	35	1



# YEAR-BY-YEAR INTERCEPTION LEADERS

YEAR	PLAYER	NO	YARDS	AVG.	LONG	TDS
2005	Terrence McGee	4	97	24.3	46t	0
	Troy Vincent	4	78	19.5	42	0
2006	London Fletcher-Baker	4	30	7.5	17t	1
2007	Terrence McGee	4	4	1.0	2	0
2008	Terrence McGee	3	36	12.0	36	0
2009	Jairus Byrd	9	118	13.1	37	0
2010	Drayton Florence	3	42	14.0	40t	1
2011	George Wilson	4	26	6.5	12	0
2012	Jairus Byrd	5	81	16.2	45	0
2013	Kiko Alonso	4	38	9.5	32	0
	Aaron Williams	4	43	10.75	34	0
	Jairus Byrd	4	85	21.25	57	0
	Jim Leonhard	4	72	18	41	0
2014	Leodis McKelvin	4	10	2.5	9	0
2015	Stephon Gilmore	3	33	11	29	0
2016	Stephon Gilmore	5	135	27	49	0
2017	Micah Hyde	5	64	12.8	37	0
	Jordan Poyer	5	33	6.6	19t	1
2018	Jordan Poyer	4	11	2.75	11	0
2019	Tre'Davious White	6	57	5.7	49	0
2020	Tre'Davious White	3	28	9.3	28	0
2021	Jordan Poyer	5	87	17.4	26	0
	Micah Hyde	5	59	11.8	26t	1
2022	Jordan Poyer	4	6	1.5	6	0



# WALL OF FAME



The Buffalo Bills Wall of Fame was created in 1980 to honor former players, administrators and coaches who have played significant roles in the team's history. To be eligible for induction, an individual must have played with the Bills for at least three years and be retired from professional football. Also eligible are other individuals who have made outstanding contributions to the Bills, including administrators and coaches. Selections are made by a distinguished panel composed of club personnel and media members.

## Ralph C. Wilson Jr. Statue

The Buffalo Bills announced in March 2015 that the organization would commission a statue to be made of Ralph C. Wilson, Jr. The statue is displayed outside of New Era Field in Founder's Plaza.

Ralph C. Wilson, Jr. passed away at the age of 95. Mr. Wilson was the sole owner of the Bills franchise for 54 seasons after purchasing the team on October 28, 1959. Under his leadership, the Bills won two American Football League Championships in 1964 and 1965 and appeared in an unprecedented four consecutive Super Bowls in the 1990s. Mr. Wilson along with former Bills Head Coach Marv Levy, former General Manager Bill Polian plus eight of his players have earned football's highest honor by being inducted into the Professional Football Hall of Fame.

The construction of the statue was a collaborative effort between Terry and Kim Pegula and Mary Wilson. Founder's Plaza, the current location of the statue, is located northwest of The Bills Store at New Era Field.

Mr. Wilson's statue is the first statue in history to be displayed on the grounds of New Era Field. The life-size statue is based on a photo taken of Mr. Wilson with Thurman Thomas along the sidelines on October 21, 1990 during Buffalo's 30-27 victory over the New York Jets.



- 2017 ● Cookie Gilchrist
- 2015 ● Lou Saban
- 2014 ● Van Miller
- 2012 ● Bill Polian
- 2011 ● Phil Hansen
- 2010 ● Booker Edgerson
- 2008 ● Bruce Smith
- 2007 ● Steve Tasker
- 2006 ● Andre Reed
- 2005 ● Thurman Thomas
- 2004 ● Jim Ritches
- 2003 ● Darryl Talley
- 2002 ● Kent Hull
- 2001 ● Fred Smerlas
- 2001 ● Jim Kelly
- 2000 ● George Saimes
- 2000 ● Bob Kalsu
- 1999 ● Edward Abramowski
- 1998 ● Robert James
- 1997 ● Joe DeLamielleure
- 1996 ● Marv Levy
- 1995 ● Joe Ferguson
- 1994 ● Mike Stratton
- 1993 ● Elbert Dubenion
- 1992 ● The 12th Man
- 1989 ● **Ralph C. Wilson Jr.**
- 1988 ● Billy Shaw
- 1987 ● Tom Sestak
- 1985 ● Patrick J. McGroder
- 1984 ● Jack Kemp
- 1980 ● O.J. Simpson





# YEAR-BY-YEAR PRO BOWL SELECTIONS

## Year Selections Position/Name

1960	0	
1961	6	S Bill Atkins; LB Archie Matsos; DT Chuck McMurty; T Harold Olson; T Ken Rice; DE Laverne Torczon
1962	6	FB Cookie Gilchrist; QB Jack Kemp; LB Archie Matsos; DT Tom Sestak; G Billy Shaw; E Ernie Warlick
1963	7	T Stew Barber; FB Cookie Gilchrist; QB Jack Kemp (#); DT Tom Sestak; G Billy Shaw; LB Mike Stratton; E Ernie Warlick
1964	10	T Stew Barber; CB Butch Byrd; FL Elbert Dubenion; FB Cookie Gilchrist; QB Jack Kemp; S George Saimes; DT Tom Sestak; G Billy Shaw; LB Mike Stratton; E Ernie Warlick
1965	**	Entire team
1966	11	T Stew Barber; RB Bobby Burnett; CB Butch Byrd; FB Wray Carlton; TE Paul Costa; DT Jim Dunaway; QB Jack Kemp; S George Saimes; G Billy Shaw; LB Mike Stratton; LB John Tracey
1967	9	T Billy Shaw; DT Jim Dunaway; DB Tom Janik; RB Keith Lincoln; DE Ron McDole; K Mike Mercer; S George Saimes; G Billy Shaw; LB Mike Stratton
1968	4	DT Jim Dunaway; S George Saimes; G Billy Shaw; LB Mike Stratton
1969	5	LB Harry Jacobs; QB Jack Kemp; WR Haven Moses; G Billy Shaw; RB O.J. Simpson
1970	1	WR Marlin Briscoe
1971	0	
1972	3	WR J.D. Hill; CB Robert James; RB O.J. Simpson (*)
1973	3	T Dave Foley; CB Robert James; RB O.J. Simpson
1974	2	CB Robert James; RB O.J. Simpson
1975	2	G Joe Delamielleure; RB O.J. Simpson
1976	2	G Joe Delamielleure; RB O.J. Simpson
1977	2	G Joe Delamielleure; S Tony Greene
1978	1	G Joe Delamielleure
1979	1	G Joe Delamielleure
1980	3	WR Jerry Butler; RB Joe Cribbs; NT Fred Smerlas
1981	3	RB Joe Cribbs (#); WR Frank Lewis; NT Fred Smerlas
1982	2	NT Fred Smerlas; DE Ben Williams
1983	2	RB Joe Cribbs; NT Fred Smerlas
1984	1	RB Greg Bell
1985	0	
1986	0	
1987	3	QB Jim Kelly; DE Bruce Smith (*); ST Steve Tasker
1988	8	LB Cornelius Bennett; LB Shane Conlan (#); C Kent Hull; QB Jim Kelly (#) K Scott Norwood; WR Andre Reed; NT Fred Smerlas; DE Bruce Smith
1989	5	LB Shane Conlan; C Kent Hull; WR Andre Reed; DE Bruce Smith; RB Thurman Thomas
1990	10	LB Cornelius Bennett; LB Shane Conlan; C Kent Hull; QB Jim Kelly (*); WR Andre Reed; DE Bruce Smith; ST Steve Tasker; LB Darryl Talley; RB Thurman Thomas; T Will Wolford
1991	8	LB Cornelius Bennett; QB Jim Kelly; WR James Lofton; WR Andre Reed; G Jim Ritcher; LB Darryl Talley; ST Steve Tasker; RB Thurman Thomas
1992	10	T Howard Ballard; LB Cornelius Bennett; S Henry Jones; QB Jim Kelly (#); CB Nate Odomes; WR Andre Reed; G Jim Ritcher; DE Bruce Smith (#); ST Steve Tasker (*); RB Thurman Thomas; T Will Wolford
1993	7	T Howard Ballard; LB Cornelius Bennett; CB Nate Odomes; WR Andre Reed (#); DE Bruce Smith (#); ST Steve Tasker; RB Thurman Thomas
1994	3	WR Andre Reed; DE Bruce Smith; ST Steve Tasker
1995	3	LB Bryce Paup; DE Bruce Smith; ST Steve Tasker
1996	3	G Ruben Brown; LB Bryce Paup; DE Bruce Smith (#)
1997	4	G Ruben Brown; LB Bryce Paup; DE Bruce Smith; NT Ted Washington



# YEAR-BY-YEAR PRO BOWL SELECTIONS

Year	Selections	Position/Name
1998	6	G Ruben Brown; QB Doug Flutie; FB Sam Gash; WR Eric Moulds; DE Bruce Smith; NT Ted Washington
1999	2	G Ruben Brown; FB Sam Gash
2000	4	G Ruben Brown; LB Sam Cowart; WR Eric Moulds; NT Ted Washington
2001	2	G Ruben Brown, FB Larry Centers
2002	4	QB Drew Bledsoe; G Ruben Brown; RB Travis Henry; WR Eric Moulds
2003	2	G Ruben Brown; LB Takeo Spikes
2004	4	DT Sam Adams; CB Nate Clements; KR Terrence McGee; LB Takeo Spikes
2005	2	P Brian Moorman; LS Mike Schneck
2006	2	P Brian Moorman; DE Aaron Schobel
2007	2	LT Jason Peters (#); DE Aaron Schobel
2008	2	RB Marshawn Lynch; T Jason Peters (#)
2009	1	FS Jairus Byrd (#)
2010	1	NT Kyle Williams
2011	0	
2012	3	FS Jairus Byrd; RB C.J. Spiller; DT Kyle Williams
2013	4	FS Jairus Byrd; DT Marcell Dareus; DT Kyle Williams; DE Mario Williams
2014	3	DT Marcell Dareus; DT Kyle Williams; DE Mario Williams
2015	4	G Richie Incognito, RB LeSean McCoy (#), QB Tyrod Taylor, C Eric Wood
2016	7	LB Zach Brown, CB Stephon Gilmore, LB Lorenzo Alexander^, RB LeSean McCoy#, DT Kyle Williams, G Richie Incognito, QB Tyrod Taylor#
2017	3	S Micah Hyde, RB LeSean McCoy, G Richie Incognito
2018	1	DT Kyle Williams
2019	3	CB Tre'Davious White, LB Tremaine Edmunds, KR/PR Andre Roberts
2020	5	QB Josh Allen, WR Stefon Diggs, LB Tremaine Edmunds, KR/PR Andre Roberts, CB Tre'Davious White
2021	2	WR Stefon Diggs, T Dion Dawkins
2022	8	QB Josh Allen, T Dion Dawkins, WR Stefon Diggs, TE Dawson Knox, LB Matt Milano, C Mitch Morse, S Jordan Poyer, G Rodger Saffold

\*Player of the Game; #Did not play – injured; ^Defensive MVP



# PLAYERS OF THE WEEK/MONTH

1984

## AFC PLAYER/WEEK

Week 12 (11/18 vs. Dal.): Greg Bell (O)

1985

## AFC PLAYER/WEEK

Week 7 (10/20 vs. Ind.): Greg Bell (O)

Week 8 (10/27 at Phi.): James Lofton (O)

1986

## AFC PLAYER/WEEK

Week 13 (11/30 at KC): Charles Romes (D)

1987

## AFC PLAYER/WEEK

Week 2 (9/20 vs. Hou.): Jim Kelly (O)

Week 7 (10/25 at Mia.): Jim Kelly (O)

Week 12 (11/29 vs. Mia.): Bills Defense (D)

1988

## AFC PLAYER/WEEK

Week 4 (9/25 vs. Pit.): Mark Kelso

Week 6 (10/9 vs. Ind.): Cornelius Bennett (D)

Week 9 (10/30 vs. GB): Cornelius Bennett (D)

Week 12 (11/20 vs. NYJ): Fred Smerlas (D)

## AFC PLAYER/MONTH

October: Cornelius Bennett (D)

1989

## AFC PLAYER/WEEK

Week 1 (9/10 at Mia.): Jim Kelly (O)

Week 3 (9/24 at Hou.): Jim Kelly (O)

## AFC PLAYER/MONTH

September: Jim Kelly (O)

1990

## AFC PLAYER/WEEK

Week 3 (9/24 at NYJ): Thurman Thomas (O)

Week 4 (9/30 vs. Den.): Cornelius Bennett (D)

Week 5 (10/7 vs. LAR): Cornelius Bennett (D)

Week 7 (10/21 vs. NYJ): Andre Reed (O)

Week 13 (12/2 vs. Phi.): Bruce Smith (D)

Week 14 (12/9 at Ind.): Bruce Smith (D)

Week 16 (12/23 vs. Mia.): Darryl Talley (D)

## AFC PLAYER/MONTH

December: Bruce Smith (D)

1991

## AFC PLAYER/WEEK

Week 1 (9/1 vs. Mia.): Thurman Thomas (O)

Week 2 (9/8 vs. Pit.): Jim Kelly (O)

Week 3 (9/15 at NYJ): Thurman Thomas (O)

Week 4 (9/22 at TB): Cornelius Bennett (D)

Week 5 (9/29 vs. Chi.): Nate Odomes (D)

Week 8 (10/21 vs. Cin.): James Lofton (O)

Week 15 (12/8 at LAR): Jim Kelly (O)

## AFC PLAYER/MONTH

September: Jim Kelly (O)

Thurman Thomas (O)

November: Thurman Thomas (O)

1992

## AFC PLAYER/WEEK

Week 2 (9/13 at SF): Jim Kelly (O)

Week 4 (9/27 at NE): Jim Kelly (O)

Week 10 (11/8 vs. Pit.): Thurman Thomas (O)

Week 15 (12/12 vs. Den.): Thurman Thomas (O)

Week 16 (12/20 at NO): Jeff Wright (D)

## AFC PLAYER/MONTH

September: Jim Kelly (O)

1993

## AFC PLAYER/WEEK

Week 2 (9/12 at Dal.): Steve Tasker (ST)

Week 8 (10/24 at NYJ): Bruce Smith (D)

Week 16 (12/19 at Mia.): Nate Odomes (D)

Week 17 (12/26 vs. NYJ): Steve Christie (ST)

## AFC PLAYER/MONTH

October: Bruce Smith (D)

1994

## AFC PLAYER/WEEK

Week 2 (9/11 at SE): Chris Mohr (ST)

Week 3 (9/18 at Hou.): Steve Christie (ST)

Week 4 (9/26 vs. Den.): Cornelius Bennett (D)

Week 9 (10/30 vs. KC): Bruce Smith (D)

## AFC PLAYER/MONTH

September: Bruce Smith (D)

Steve Christie (ST)

1995

## AFC PLAYER/WEEK

Week 3 (9/17 vs. Ind.): Bryce Paup (D)

Week 7 (10/15 vs. Sea.): Bryce Paup (D)

Week 15 (12/10 at Stl.): Jim Kelly (O)

## AFC PLAYER/MONTH

November: Bryce Paup (D)



# PLAYERS OF THE WEEK/MONTH

1996

## AFC PLAYER/WEEK

Week 4 (9/22 vs. Dal.): Manny Martin (D)  
Week 8 (10/20 at NYJ): Steve Christie (ST)  
Week 10 (11/3 vs. Was.): Darick Holmes  
Week 11 (11/10 at Phi.): Bruce Smith (D)  
Week 13 (11/24 vs. NYJ): Kurt Schultz (D)  
Week 17 (12/22 vs. KC): Jim Kelly (O)

## AFC PLAYER/MONTH

September: Bruce Smith (D)  
November: Bruce Smith (D)

## AFC ROOKIE/MONTH

November: Gabe Nothern (D)

1997

## AFC PLAYER/WEEK

Week 2 (9/7 at NYJ): Bryce Paup (D)  
Week 8 (10/20 at Ind.): Bruce Smith (D)

## AFC PLAYER/MONTH

October: Bruce Smith (D)

1998

## AFC PLAYER/WEEK

Week 5 (10/4 vs. SF): Bruce Smith (D)  
Week 9 (11/1 vs. Mia.): Doug Flutie (O)  
Week 14 (12/6 at Cin.): Steve Christie (ST)

## AFC PLAYER/MONTH

December: Steve Christie (ST)

## AFC ROOKIE/MONTH

October: Sam Cowart (D)

1999

## AFC PLAYER/WEEK

Week 4 (10/4 at Mia.): John Holecsek (D)  
Week 9 (11/7 at Was.): Doug Flutie (O)  
Week 17 (1/2 vs. Ind.): Rob Johnson (O)

2000

## AFC PLAYER/WEEK

Week 1 (9/3 vs. Ten.): Steve Christie (ST)  
Week 7 (10/15 vs. SD): Steve Christie (ST)  
Week 10 (11/5 at NE): Sam Cowart (D)  
Steve Christie (ST)

## AFC PLAYER/MONTH

November: Sam Cowart (D)

2002

## AFC PLAYER/WEEK

Week 2 (9/23 at Ind.): Drew Bledsoe (O)  
Mike Hollis (ST)  
Week 6 (10/18 at Jax.): Travis Henry (O)  
Week 7 (10/28 at SD): Nate Clements (D)

## AFC PLAYER/MONTH

September: Drew Bledsoe (O)  
October: Brian Moorman (ST)

2003

## AFC PLAYER/WEEK

Week 1 (9/7 vs. NE): Takeo Spikes (D)  
Week 13 (11/30 at NYG): Aaron Schobel (D)

2004

## AFC PLAYER/WEEK

Week 6 (10/17 vs. Mia.): Brian Moorman (ST)  
Week 8 (10/31 vs. Ari.): Terrence McGee (ST)  
Week 11 (11/21 vs. Stl.): Lawyer Milloy (D)  
Week 13 (12/5 at Mia.): Terrence McGee (ST)

2005

## AFC PLAYER/WEEK

Week 10 (11/13 vs. KC): Brian Moorman (ST)  
Week 16 (12/24 at Cin.): Terrence McGee (ST)

2006

## AFC PLAYER/WEEK

Week 2 (9/17 at Mia.): Coy Wire (ST)  
Week 9 (11/5 vs. GB): Brian Moorman (ST)  
Week 12 (11/26 vs. Jax.): Roscoe Parrish (ST)  
Week 14 (12/10 at NYJ): Aaron Schobel (D)  
Week 15 (12/17 vs. Mia.): Brian Moorman (ST)

## AFC PLAYER/MONTH

November: Brian Moorman (ST)

## NFL ROOKIE/MONTH

September: Donte Whitner (D)

2007

## AFC PLAYER/WEEK

Week 4 (9/30 vs. NYJ): Jabari Greer (D)  
Week 13 (12/2 at Was.): Rian Lindell (ST)

## NFL ROOKIE/WEEK

Week 7 (10/21 vs. Bal.): Marshawn Lynch (O)  
Week 10 (11/11 at Mia.): Marshawn Lynch (O)  
Week 13 (12/2 at Was.): Trent Edwards (O)  
Week 14 (12/9 vs. Mia.): Trent Edwards (O)

2008

## AFC PLAYER/WEEK

Week 1 (9/7 vs. Sea.): Roscoe Parrish (ST)

## NFL ROOKIE/MONTH

November: Leodis McKelvin (D)

2009

## AFC PLAYER/WEEK

Week 2 (9/20 vs. TB): Rian Lindell (ST)  
Week 7 (10/25 at Car.): Brian Moorman (ST)





# PLAYERS OF THE WEEK/MONTH

## NFL ROOKIE/MONTH

October: Jairus Byrd (D)

2010

## AFC PLAYER/WEEK

Week 3 (9/26 at NE): C.J. Spiller (ST)

Week 11 (11/21 at Cin.): Drayton Florence (D)

2011

## AFC PLAYER/WEEK

Week 3 (11/25 vs. NE): Rian Lindell (ST)

Week 5 (10/9 vs. Phi.): George Wilson (D)

## AFC PLAYER/MONTH

September: Ryan Fitzpatrick (O)

## NFL ROOKIE/WEEK

Week 8 (10/30 vs. Was.): Marcell Dareus (D)

2012

## AFC PLAYER/WEEK

Week 6 (10/14 at Ari.): Jairus Byrd (D)

Week 11 (11/15 vs. Mia.): Leodis McKelvin (S)

2013

## AFC PLAYER/WEEK

Week 2 (9/15 vs. Car.): Mario Williams (D)

Week 7 (10/20 at Mia.): Mario Williams (D)

2014

## AFC PLAYER/WEEK

Week 1 (9/7 at Chi.): Dan Carpenter (ST)

Week 2 (9/14 vs. Mia.): C.J. Spiller (ST)

Week 5 (10/5 at Det.): Marcell Dareus (D)

Week 12 (11/24 vs. NYJ): Boobie Dixon (ST)

## AFC PLAYER/MONTH

November: Mario Williams (D)

## NFL ROOKIE/MONTH

October: Sammy Watkins (O)

2015

## AFC PLAYER/WEEK

Week 3 (9/27 at Mia.): Preston Brown (D)

Week 10 (11/12 at NYJ): Bacarri Rambo (D)

## AFC ROOKIE/MONTH

November: Ronald Darby (D)

2016

## AFC PLAYER/WEEK

Week 4 (10/2 at NE): Zach Brown (D)

Week 5 (10/9 at LAR): Nickell Robey-Coleman (D)

Week 11 (11/20 at Cin.): Dan Carpenter (ST)

## AFC PLAYER/MONTH

October: Lorenzo Alexander (D)

2017

## AFC PLAYER/WEEK

Week 3 (9/24 vs. Den.): Stephen Hauschka (ST)

Week 4 (10/1 at Atl.): Stephen Hauschka (ST)

## NFL ROOKIE/MONTH

September: Tre'Davious White (D)

## AFC PLAYER/MONTH

October: Micah Hyde (D)

December: Jordan Poyer (D)

2018

## AFC PLAYER/WEEK

Week 3 (9/23 at Min.): Matt Milano (D)

Week 10 (11/11 at NYJ): Stephen Hauschka (ST)

Week 17 (12/30 vs. Mia.): Josh Allen (O)

## NFL ROOKIE/MONTH

December: Tremaine Edmunds (D)

2019

## AFC PLAYER/WEEK

Week 7 (10/20 vs. Mia.): Tre'Davious White (D)

Week 11 (11/17 at Mia.): Josh Allen (O)

Week 15 (12/15 at. Pit.): Tre'Davious White (D)

2020

## AFC PLAYER/WEEK

Week 2 (9/20 at Mia.): Josh Allen (O)

Week 7 (10/25 at NYJ): Jerry Hughes (D)

Week 9 (11/8 vs. Sea.): Josh Allen (O)

Week 12 (11/29 vs. LAC): A.J. Klein (D)

Week 13 (12/7 at SF): Josh Allen (O)

Week 15 (12/19 at Den.): Josh Allen (O)

Week 16 (12/28 at NE): Stefon Diggs (O)

## AFC PLAYER/MONTH

September: Josh Allen (O)

December: Josh Allen (O)

2021

## AFC PLAYER/WEEK

Week 3 (9/26 vs. Was.): Josh Allen (O)

Week 4 (10/3 vs. Hou.): Tremaine Edmunds (D)

Week 5 (10/10 at KC): Greg Rousseau (D)

## AFC PLAYER/MONTH

October: Tyler Bass (ST)

2022

## AFC PLAYER/WEEK

Week 4 (10/1 at Bal.): Jordan Poyer (D)

Week 5 (10/9 vs. Pit.): Josh Allen (O)

Week 6 (10/16 at KC): Josh Allen (O)

Week 11 (11/20 vs. Cle.): Matt Milano (D)

Week 12 (12/1 at Det.): Ed Oliver (D)

Week 15 (12/24 vs. Mia.): Josh Allen (O)

Week 18 (1/8 vs. NE): Nyheim Hines (ST)

## AFC PLAYER/MONTH

November: Tyler Bass (ST)



BUFFALOBILLS.COM